



Virginia Tech

Basketball 1999-2000



Virginia
Tech
VIRGINIA POLYTECHNIC INSTITUTE
AND STATE UNIVERSITY

*All-Atlantic 10 performers Tere Williams (40)
and Amy Wetzel (23) return as the Hokies
seek their third consecutive NCAA
Tournament appearance.*



***Coach Bonnie Henrickson
(above) led the Hokies to
the Sweet 16 of the NCAA
Tournament in 1999.***

***Nicole
Jones***

Molly Owings



Virginia Tech

1 9 9 9 - 2 0 0 0

MEDIA GUIDE

Media Information	2
Big East Conference in Tech's Future	3, 4

1999-2000 Season

Outlook	6-8
Schedule	8, IBC
Roster	16

The Staff

Head Coach Bonnie Henrickson	10, 11
Joe Mathews/Tisha Hill	12
Karen Clayton/Terri Johnsen	13
Support Staff	13

The Players

1999-2000 Roster, Team Photo	16
Sizing Up the Hokies	17
Missy Lemons	18, 19
Kim Seaver	20, 21
Amy Wetzel	22, 23
Tere Williams	24, 25
Sarah Hicks	26
Nicole Jones	27
Mollie Owings	28
Chrystal Starling	29
Emily Lipton	30
Christina Strother	31
Katrina Williams	32
Speed Chart	80

Season in Review

1998-99 Season in Review	34, 35
1998-99 Statistics	36, 37
Atlantic 10 Standings and Honors	38

1999-2000 Opponents

1999-2000 Opponent Profiles	40-47
Travel Plans	47
Atlantic 10 Conference	48
Year by Year vs. Opponents	49
All-time Series Records	50

History and Records

Hokie History	52, 53
Tech in the NCAA Tournament	54, 55
Individual Records	56
Team Records	57
Single Game Highs/Records by Class	58
Year by Year Statistical Leaders	59
Top 10	60, 61
Year by Year Results	62, 63
Cassell Coliseum Records	64
Hokie Hardwood Classic Records	65
All-time Letterwinners/ Honor Roll	66

The University

University Story	68, 69
Tech Administrators	70, 71
Office of Academic Enrichment Programs	72
Office of Student Life	73
Cassell Coliseum	74
Locker Room/Training Room	75
Merryman Center	76
Strength and Conditioning	77
Blacksburg	78, 79

Quick Facts

Location	Blacksburg, Va. 24061
Basketball Address	221 Merryman Athletic Center
Enrollment	25,000
Nickname	Hokies
Colors	Chicago maroon & burnt orange
Conference	Atlantic 10 (West Division)
Arena (Capacity)	Cassell Coliseum (10,052)
Tech's All-Time Varsity Record	343-300 (22 years)
President	Dr. Paul E. Torgersen
Director of Athletics	Jim Weaver
Head Coach	Bonnie Henrickson (St. Cloud St., 1986)
VT Record/Years	50-13 (Two years)
Overall Record/Years	Same
Assistant Coaches	Joe Mathews (Radford, 1991) Tisha Hill (Indiana, 1992) Karen Clayton (Iowa, 1996)
Administrative Assistant ...	Terri Johnsen (Virginia Tech, 1997)
Basketball Trainer	Julie Felix
Women's Basketball Secretary	Stephanie Carroll
1998-99 Overall Record	28-3
1998-99 Atlantic 10 Record/Finish ...	15-1/1st West Division
NCAA Appearances	4 (1994, '95, '98, '99)
NCAA Record	4-4 (advanced to Sweet 16 in '99 & second round in '95 & '98)
Starters Returning/Lost	3/2
Letterwinners Returning/Lost	7/5
Newcomers	4
Sports Information Director	Dave Smith
Associate SID	Anne Panella
Assistant SID	David Knachel
Assistant SID	Bryan Messerly
Assistant SID/Women's Basketball Contact	TBA
SID Intern	Bryan Johnston

Phone Directory

Athletics Department	(540) 231-6796
Women's Basketball Office	(540) 231-4998
Sports Information Office	(540) 231-6726
Sports Information FAX	(540) 231-6984
Athletics Homepage	http://www.hokiesports.com

Media Guide Credits

The 1999-2000 Virginia Tech Women's Basketball Media Guide was written by former assistant SID Gary Wheat and edited by associate SID Anne Panella and assistant SID David Knachel. Layout and design were by Knachel and Panella. Contributors include assistant SID Bryan Messerly, Larry Hincker, Bryan Johnston, Megan Obrist and Jessica Riston. Most of the photographs in the guide were taken by Knachel. Photographers of *The Roanoke Times*, the University Photo Lab, opponents' SID offices and Woody Veasey also contributed. Printing by Southern Printing Co., Inc., of Blacksburg, Va.

Virginia Tech does not discriminate against employees, students, or applicants on the basis of race, sex, disability, age, veteran status, national origin, sexual orientation, or political affiliation. Anyone having questions concerning discrimination should contact the Equal Employment Affirmative Action Office, 336 Burruss Hall, Blacksburg, VA, 24061-0216 or (540) 231-7500

Media Information

Assisting the Media in Its Coverage of Virginia Tech Women's Basketball

CONTACTING SPORTS INFORMATION

The 1999-2000 Virginia Tech women's basketball guide has been designed to aid the media in its coverage of Hokie basketball. Additional information, news releases and photographs are available to accredited members of the media. All requests should be directed to the Sports Information Office. Please contact us by writing to the Virginia Tech Sports Information Office, 364 Jamerson Athletic Center, Blacksburg, VA 24061-0502. If you would like to call, please phone (540) 231-6726 during the day or (540) 231-2228 at night or on weekends. The Sports Information fax number is (540) 231- 6984.

PRESS CREDENTIALS

Press and photo credentials will be issued to accredited members of the working media only. Reservations on press row for the working media are available by contacting the sports information office prior to the game.

BROADCAST SERVICE

Radio space for broadcasting women's basketball games is located on press row at courtside across from the team benches. Lines are available on a reciprocal basis. Please contact the Virginia Tech Sports



Members of the media interview guard Amy Wetzel prior to Tech's appearance at the NCAA Tournament Sweet 16 last season.

Information Office as your local contact for broadcast location at Cassell Coliseum.

MEDIA SERVICES

A game flip card, game notes, updated statistics and media guides will be available before the game. Complete NCAA statistics will be available as soon as possible after the game and will be distributed at halftime. Before each game, the fact sheet and season statistics will be available on Atlantic 10 Fax-On-Demand system. The previous game's box score will also be on the system.

INTERVIEWS

All Virginia Tech players and coaches will be available throughout the season for interviews. All interviews with Coach Bonnie Henrickson and players must be arranged through the Sports Information Office.

POSTGAME POLICY

Coach Bonnie Henrickson and players will be available to the media after each home game. After a 10-minute cooling-off period, Coach Henrickson and requested

players will speak to the media in the auxiliary gym in Cassell Coliseum.

LISTENING TO THE HOKIES

For the third-straight year, the Hokies will have a commercial radio package with ISP and the Valley Broadcasting Group. Tech fans will have the luxury of listening to the Hokies' games on 100.7 FM. Veteran broadcaster Rick Watson will handle the play-by-play duties in his second season with the team.

FAX BACK SYSTEM

Virginia Tech and the members of the Atlantic 10 Conference disseminate information via the MediaFax Fax-On-Demand system. Through Fax-On-Demand, media representatives have access to updated information (standings, statistics, notes, results, etc.) from Virginia Tech and the other Atlantic 10 schools, 24 hours per day, seven days per week. The phone number and codes for Atlantic 10 women's basketball information are available to the media from the Tech Sports Information Office.

Virginia Tech Media Outlets

Roanoke Times

P.O. Box 2491
Roanoke, VA 24010
(540) 981-9126
FAX: (540) 981-3392
Contact: Randy King

Richmond Times-Dispatch

P.O. Box 85333
Richmond, VA 23293
(804) 649-6442
FAX: (804) 775-8085
Contact: Vic Dorr

Bristol Herald-Courier

320 Morrison Blvd.
Bristol, VA 24201
(540) 669-2181
FAX: (540) 669-3696
Contact: Robert Anderson

Lynchburg News & Advance

P.O. Box 10129
Lynchburg, VA 24501
(804) 385-5554
FAX: (804) 385-5538
Contact: Gary Crockett

Blacksburg Sentinel

3325 North Franklin Street
Christiansburg, VA 24073
(540) 382-6171
FAX: (540) 382-3009
Contact: Dave Bissett

Newport News Daily Press

7505 Warwick Blvd.
Newport News, VA 23607
(757) 247-4600
FAX: (757) 247-9420
Contact: Dave Fairbank

Pulaski Southwest Times

P.O. Box 391
Pulaski, VA 24301
(540) 980-5220
FAX: (540) 980-3618
Contact: Kim Nelson

Martinsville Bulletin

204 Broad Street
Martinsville, VA 24115
(800) 234-6575
FAX: (540) 638-4153
Contact: Mike Smith

Bluefield Daily Telegraph

P.O. Box 1599
Bluefield, W. Va. 24701
(304) 327-2811
FAX: (304) 327-6179
Contact: Teddy Paynter

The Washington Post

1150 15th St. N.W.
Washington, D.C. 20071
(202) 334-7350
FAX: (202) 334-7685
Contact: Angie Watts

USA Today

1000 Wilson Blvd.
Arlington, VA 22229
(703) 276-3721
FAX: (703) 276-6599
Contact: Debbie Becker

Associated Press

700 E. Main St., Suite 1380
Richmond, VA 23219
(804) 643-6646
FAX: (804) 643-6223
Contact: Doug Page

WSLS-TV

P.O. Box 2161
Roanoke, VA 24009
(540) 981-9126
FAX: (540) 343-2059
Contact: Greg Roberts

WDBJ-TV

P.O. Box 7
Roanoke, VA 24022-0007
(540) 985-3623
FAX: (540) 343-7269
Contact: Mike Stevens

WSET-TV

2320 Langhorne Road
Lynchburg, VA 24501
(804) 528-1315 ext. 137
FAX: (804) 847-8800
Contact: Dennis Carter

Tech's Conference Affiliation History

Hokies To Become Full Member of The BIG EAST Conference

Beginning with the 2000-2001 academic year, Virginia Tech will be in the BIG EAST Conference as an all-sports member.

Virginia Tech, a charter member of the BIG EAST football conference which was formed in 1991, will become the 14th member of the conference, which conducts 20 championships in 16 men's and women's sports. Virginia Tech conducts varsity programs in 15 BIG EAST sports.

"Our directors of athletics strongly believe Virginia Tech's full membership will enhance our championship programs," BIG EAST Commissioner Michael Tranghese said in August.

Tech's conference membership has been an evolving process since Feb. 13, 1872, when Tech was founded. Tech didn't compete in an intercollegiate sporting event for 20 years. In the spring of 1892, the Tech baseball team took on Newport, winning 18-8 in the first sporting event ever at Tech.

On Feb. 25-26, 1921, Tech, under the leadership of athletics director C.P. "Sally" Miles, joined the Southern Intercollegiate Conference as a charter member. Other members included Alabama, Alabama Polytechnic Institute (Auburn), Clemson, Georgia, Georgia School of Technology (Georgia Tech), Kentucky, Maryland,



BIG EAST Commissioner Mike Tranghese speaks at a press conference detailing Virginia Tech becoming a full member of the BIG EAST.



Mississippi Agricultural and Mechanical College (Mississippi State), North Carolina, North Carolina State, Tennessee, Virginia and Washington & Lee. In 1922, Louisiana State, Mississippi, South Carolina, Vanderbilt and Tulane joined the conference.

In December, 1923, the name of the conference was officially changed to the

Southern Conference. Also, conference officials added the University of the South to the conference. The following year, VMI joined the conference, and in 1929, Duke joined.

In 1932, it was agreed that the 13 southernmost members should form a separate conference, starting a domino effect that would eventually lead to

Tech becoming an independent. The Southeastern Conference, thus, was formed with Alabama, Auburn, Florida, Georgia, Georgia Tech, Kentucky, LSU, Mississippi, Mississippi State, Sewanee, Tennessee, Tulane and Vanderbilt as the members.

Twenty-one years later, in 1953, Clemson, Duke, North Carolina, North Carolina State, Maryland, South Carolina and Wake Forest College all withdrew to form the Atlantic Coast Conference.

Continued on next page

Hokies To Become Full Member of The BIG EAST Conference — *Continued from previous page*

In June, 1965, Virginia Tech withdrew from the Southern Conference and competed as an independent in virtually every sport until 1978.

In May, 1978, Tech ended its 13-year status as a major independent by accepting a bid to join the Metropolitan Collegiate Athletic Conference, also known as “the Metro,” for all sports except football. The

Hokies joined Cincinnati, Florida State, Louisville, Memphis State, St. Louis and Tulane in the Metro, which was founded in 1975.

“Affiliation with the Metro Conference is beneficial from the standpoint of scheduling, national identity and postseason activity,” Tech president William Lavery said at the time. “It will provide us with national exposure and television



The Hokies won the Metro Conference Tournament in 1994.

coverage, as well as improve the basketball schedule and bring good teams to Blacksburg.”

On Feb. 5, 1991, after 26 years as a football independent, Tech officially accepted a bid to join the newly-created BIG EAST Football Conference. Tech joined Miami, Syracuse, Boston College, Pittsburgh, West Virginia, Temple

and Rutgers as charter members of the conference.

In January, 1995, five Metro members — UNC Charlotte, Tulane, Louisville, Southern Miss and South Florida — voted Tech and Virginia Commonwealth out of the league. At the time, those schools were planning on a merger with other Midwestern schools (hence, the birth of

Conference USA) and the Hokies and Rams were not interested in such a merger. As a result, Tech and VCU were voted out of the league. A month later, on Feb. 3, Tech, VCU and the Metro agreed to a \$2.27 million settlement in which the Hokies and Rams split. A portion of the conference revenue was going to be

withheld from the two schools, but this settlement put an end to the issue.

Tech wasted little time in moving on, as just two weeks later it joined the Atlantic 10 for all sports except football, which is in the BIG EAST, and wrestling, which was in the Colonial.

During the summer of 1999, Virginia Tech received a proposal from the BIG EAST to join the conference as an all-sports member except for wrestling, which will remain in the prestigious Eastern Wrestling League. And finally on Aug. 24, 1999, Tech and the BIG EAST announced that the Hokies will join the conference for all sports.

“Virginia Tech is thrilled to become a full member of the BIG EAST Conference and looks forward to its academic and athletic associations with the entire membership,” Tech president Paul Torgersen said.

“We are excited about our impending membership in the BIG EAST Conference,” coach Bonnie Henrickson said. “As we look to the future we stay focused on the present and our goal of winning another Atlantic 10 Conference championship.



J. Anthony Roberts Photo

Tech celebrated an Atlantic 10 Conference Tournament championship in 1998.

1999-2000

Outlook



Coming off a 28-3 season and an appearance in the NCAA Tournament Sweet 16, Virginia Tech is looking forward to furthering its position in the national spotlight in the 1999-2000 campaign.

Keeping the Ball Rolling ...

Hokies Aim for Third Consecutive **NCAA** Appearance

A 28-3 record, the program's first NCAA Sweet 16 appearance and the nation's largest attendance increase are pretty impressive accomplishments for a team which only two years earlier had posted a 10-21 overall record and a last place conference finish.

Under third-year head coach Bonnie Henrickson, the Virginia Tech women's basketball team now has two conference championships, two NCAA appearances and a 50-13 record to show for its efforts. However if you ask Henrickson, the Hokies aren't satisfied with their past success.

"We still have goals as individuals and a team that we want to meet," noted Henrickson. "As a team, we have enjoyed our successes over the past two seasons, but we cannot become complacent with where we are."

With both the coaching staff and team focused on continuing to build the program, the 1999-2000 season could prove to be magical for the young, but talented Hokies.

Although Tech lost its most decorated and successful senior class to graduation, Henrickson has three starters returning to this year's lineup, including the Hokies' top two scorers from a year ago.

The returning veterans will have to mesh with four newcomers, as team chemistry may well be the biggest factor determining the Hokies' success in the upcoming season.

Combined with seven returning letterwinners, one of Tech's top recruiting classes will make the Hokies solid, both inside and outside.



Amy Wetzel, who can play both the point and shooting guard positions, drives against Auburn (above) in the NCAA Tournament last season in a packed Cassell Coliseum.





After playing as a freshman two seasons ago and redshirting last season, Sarah Hicks is the Hokies' top small forward.

TECH ON THE OUTSIDE

Point Guard

The Hokie perimeter will be inexperienced but solid this season. With the loss of All-American Lisa Witherspoon, Tech will have to rely on youth to anchor the point guard position.

Emily Lipton, one of three Tech freshmen, will be forced into action early at the position. She possesses a strong knowledge of the game and good decision-making ability. Lipton, at 5-8, gives the Hokies added height at the position. The Crofton, Md., native also has shown a good shooting touch from the outside.

Also available at the point, if needed, is junior Amy Wetzel. The redshirt junior served as a backup to Witherspoon the past two seasons and is a solid floor leader with a strong understanding of the Tech

offense. With plenty of depth at the shooting guard position, Wetzel is the incumbent at point guard until Lipton can adapt to the Tech system.

Shooting Guard

The two spot is probably Tech's deepest and most talented position entering preseason practice. Five players, including Wetzel, will battle for playing time at the position. Wetzel started 29 games in 1998-99 and was the Hokies' second-leading scorer and rebounder at 14.4 points and 5.6 rebounds, respectively. A second-team All-Atlantic 10 pick last season, Wetzel was one of only two Hokies to play more than 1,000 minutes during the 1998-99 season.

Also vying for time at the position will be returning letterwinners Mollie Owings and Missy Lemons, as well as newcomers Katrina Williams and Chrystal Starling.

Owings, one of Tech's strongest and most athletic players, played in 17 games

as a freshman while Lemons saw action in 13 contests. Lemons, one of two Tech seniors, gives the Hokies a threat from behind the arc.

A solid recruit out of Syracuse, N.Y., Starling sat out the 1998-99 season. A very athletic 5-11 sophomore, she displays a knack for penetrating and creating her own shot. Starling's addition to the lineup will give Tech one of its most athletic backcourts.

Williams' accuracy from outside will make Tech a better 3-point shooting team.

Small Forward

Sarah Hicks returns to anchor the position after sitting out the 1998-99 season due to shoulder problems. The redshirt sophomore had surgery on her left shoulder prior to the season last year, only to injure her right shoulder during preseason drills. Now that she is fully healed, Hicks' versatility and scoring ability will be an added asset to the Tech lineup. She averaged 4.6 points per game as a freshman in 1997-98 and led the team in 3-point percentage at 37.5.

Also available at the position will be Starling, who

has the height and athletic ability to be an impact player at either guard or small forward.

TECH ON THE INSIDE

Power Forward

After leading Tech in scoring and rebounding her first two seasons in Blacksburg, Tere Williams returns for her junior season. Williams averaged 15.6 points and 7.4 rebounds en route to honorable mention All-America and first-team All-Atlantic 10 honors as a sophomore. The Chapel Hill, N.C., native also shot 60.2 percent from the field to establish a new Tech single-season record for field goal percentage.

With power forward being Tech's thinnest position, it is a good thing Coach Henrickson and her staff have talented sophomore Nicole Jones to spell Williams. Jones started 15 games last season at center, but has the quickness to play either forward or center, as needed. With solid candidates present at the center position, Jones could become Tech's busiest player.

Continued on next page



Junior Tere Williams, an honorable-mention All-America performer last season, has led the Hokies in points and rebounds in her first two seasons.

Continued from previous page

Center

Jones, who can play either center or power forward, emerged as Tech's top newcomer last season. One of only four players to play in all 31 games, she averaged 7.3 points per game and also pulled down a respectable 4.0 rebounds per outing. A strong, physical player who runs the floor well, Jones earned Atlantic 10 All-Rookie honors and was Tech's leading scorer

in two contests.

Spelling Jones will be Kim Seaver, who has been one of Tech's top inside performers over the past three seasons. A finesse player with good hands and touch around the basket, Seaver started eight games in 1998-99 and averaged 5.9 points per game. In the Hokies' big win at national runner-up Duke, she led Tech with 14 points and nine rebounds. The Tech senior has started 40 games in her career and was the Hokies' leading scorer as a freshman in 1997 at 13.8

points per game.

Another freshman expected to see playing time early will be Christina Strother. The 6-2 center has the size and strength needed to be a factor in the Tech system. The Capitol Heights, Md., native has strong rebounding skills to go along with her ability to run the floor effectively.

With the start of the new season, the Hokie squad will be seeking the program's fifth trip to the NCAA Tournament

in the last seven years.

Coach Henrickson also will be looking for her third 20-win season in as many years as a head coach.

The ingredients are present for another historical run at an Atlantic 10 championship and another NCAA Tournament berth. However, Tech will need the newcomers to complement the Hokies' returning leaders, to create the chemistry that will place Tech among the nation's elite teams again in the


1999-2000 Schedule

Nov. 4	Exhibition	7 p.m.
15	LIBERTY - Preseason WNIT	7 p.m.
17	Preseason WNIT (Second Round)	TBA
21	Preseason WNIT (Semifinals)	TBA
22	Preseason WNIT (Finals)	TBA
26-27	Pepsi Shootout (University of Oregon)	
	Tech vs. Southern Utah	TBA
	Howard vs. Oregon	
30	APPALACHIAN STATE	7 p.m.
Dec. 2	at James Madison	7:30 p.m.
5	DUQUESNE *	2 p.m.
8	DUKE	7 p.m.
20	at Virginia	7:30 p.m.
29-30	HOKIE HARDWOOD CLASSIC	
	29 Bowling Green vs. UNC Charlotte	5:30 p.m.
	29 Hampton vs. Virginia Tech	7:30 p.m.
	30 <i>Opp., times to be determined</i>	
Jan. 2	at Radford	2 p.m.
6	RHODE ISLAND *	7 p.m.
9	GEORGE WASHINGTON * (A-10 TV)	2 p.m.
16	at La Salle *	2 p.m.
21	at Temple *	7 p.m.
23	at St. Joseph's * (A-10 TV)	2 p.m.
28	DAYTON *	7 p.m.
30	XAVIER *	2 p.m.
Feb. 2	at George Washington *	7 p.m.
6	at Fordham *	2 p.m.
10	at Xavier *	7 p.m.
13	MASSACHUSETTS *	2 p.m.
17	ST. BONAVENTURE *	7 p.m.
20	at Duquesne *	2 p.m.
24	LA SALLE *	7 p.m.
27	at Dayton *	2 p.m.
Mar. 3-6	Bell Atlantic Atlantic 10 Championship (Philadelphia, Pa.)	

Home Games in ALL CAPS

* Atlantic 10 Conference games

All times Eastern and are subject to change



Nicole Jones scores in the Hokies' game against Tennessee in the Sweet 16 of the NCAA Tournament last season.

The Coaches



Bonnie Henrickson heads up one of the nation's finest coaching staffs in its quest to guide the Hokies to even greater heights.

Head Coach

Bonnie

HENRICKSON



Bonnie Henrickson is no stranger to success, and she continues to establish herself as one of the nation's brightest young coaches.

In two seasons, Henrickson has led the Hokies to a 50-13 record and two trips to the NCAA Tournament. Her 1998-99 Hokies posted a school-best

28-3 record, including a trip to the NCAA Sweet 16.

For her efforts, Henrickson was singled out as Atlantic 10 Coach of the Year after the Hokies finished 15-1 in conference play. She also was a finalist for national coach of the year honors.

Entering the Tech position in 1997-98 with 10 years of collegiate coaching experience, Henrickson led the Hokies to a 22-10 mark, the second round of the NAAs and the biggest turnaround in school history.

Her first season in Blacksburg also brought the school's first Atlantic 10

championship, its 300th win and two All-Americans.

Henrickson's success didn't just begin with the 1997-98 season. Her previous four years as an assistant coach produced four trips to the NCAA Tournament and four conference titles — two each with Tech and the University of Iowa.

Henrickson's stint at Iowa also produced a Sweet 16 appearance by the Hawkeyes in 1996 and two Big 10 Conference Championships. In her two years, Iowa was a combined 45-14, 27-4 in 1996 and 18-10 in 1997. Her final contribution to Iowa

before leaving for Tech was the signing of a recruiting class that ranked 18th in the nation.

Prior to taking the Iowa position, Henrickson helped the Hokies enjoy their greatest success to that point in her seven years as Carol Alfano's top assistant. Tech registered three consecutive 20-win seasons from 1993-95 and earned the school's first NCAA appearances in 1994 and 1995 while Henrickson served as associate head coach.

While she served as Tech's recruiting coordinator during her stay in Blacksburg, the 36-year-old Henrickson was credited with signing some of the Hokies' biggest stars. Included in her list of impressive signees are former Hokies Christi Osborne and Jenny Root. Osborne was a three-time GTE Academic All-American while Root finished her career as the Hokies' all-time leading rebounder and earned Kodak Honorable Mention All-America honors. Root also was tabbed 1995 Metro Conference Player of the Year.

Henrickson recruited All-American Lisa Witherspoon as well as such career statistical leaders as Michelle Houseright and Katie O'Connor. She was also the first Tech coach to evaluate current Tech standout Tere Williams.

Henrickson, a Wilmar, Minn., native, graduated from St. Cloud State University in 1986. As a player, she helped SCSU win three Northern Sun Conference championships



Bonnie Henrickson has led Tech into the NCAA Tournament in each of her two seasons as head coach.

and advance to three NCAA Division II quarterfinals.

In her four years as a player, Henrickson helped SCSU compile a 97-25 overall record including a 31-4 mark in her sophomore season. She still ranks among the school leaders in points (4th - 1,731), rebounds (3rd - 995), free throws (1st - 507) and free throw percentage (4th - .790). She also was named to the all-conference team three times. Henrickson served as team captain as a junior and senior.

She later earned her master's in physical education from Western Illinois University in 1988 while serving as a graduate assistant coach with the women's basketball team.

Henrickson is not only one of the newest but one of the youngest coaches in the Atlantic 10 Conference. Her 1999 Tech team became the fifth 20-plus win team in Hokie history. Henrickson also has been instrumental in Tech's four trips to NCAA competition.

Bonnie's Philosophy

"As Virginia Tech women's basketball coach, I am searching for young women who are dedicated to reaching goals. Achieving success, academically and athletically, requires a commitment that one lives daily, hourly and continually. At Virginia Tech, our student-athletes compete every day in the classroom and on the court. We will deserve to be successful because of our work ethic. The willingness to prepare to win is a life skill that requires discipline and many sacrifices. I am committed to helping each one of my players experience long-term success. The pursuit of excellence is a marathon, not a sprint."

Bonnie's File

Education

St. Cloud State (St. Cloud, Minn.) **1981-86**
B.S. Physical Education

Playing Career

St. Cloud State **1981-85**
All-conference selection three times
St. Cloud State Hall of Fame (inducted 1996)

Coaching Career

St. Cloud State **Student Assistant** **1985-86**

Western Illinois **Graduate Assistant** **1986-88**
M.S. Physical Education

Virginia Tech **Assistant Coach** **1988-93**

Associate Head Coach **1993-95**
Metro Conference tournament title 1993-94
NCAA first round 1993-94
Metro Conference regular season title 1994-95
NCAA second round 1994-95

Iowa **Assistant Coach** **1995-97**

Big 10 Conference regular season title 1995-96
NCAA Sweet 16 1995-96
Big 10 Conference tournament title 1996-97
NCAA second round 1996-97

Virginia Tech **Head Coach** **1997-**

Atlantic 10 Tournament title 1997-98
NCAA second round 1997-98
Atlantic 10 regular season title 1998-99
NCAA Sweet 16 1998-99



Coach Henrickson's tremendous basketball knowledge and coaching style have made her one of the nation's brightest young coaches.

Assistant Coach

Joe Mathews



Joe Mathews has been one of the keys to Tech's success over the past two seasons and has helped lead the Hokies to two

consecutive NCAA Tournament appearances, including a trip to the Sweet 16 in 1999.

Mathews joined the Tech staff in 1997 after a stint as an assistant coach at Butler University.

Prior to his three years at the Indianapolis, Ind., school, Mathews served as an assistant coach at Radford University from 1991-94. He began as a student assistant for the Highlanders in 1989 before joining the staff full time.

In 10 years as an assistant coach, Mathews has played a major role in leading his teams to eight conference championships and four NCAA Tournament appearances, including Butler's first-ever appearance in 1996. He helped lead the Butler teams to a 59-26 record in his three seasons. His overall record as an assistant stands at an impressive 180-85.

At Tech, Mathews oversees the Hokies' recruiting efforts. Mathews has spent time as recruiting coordinator at all three schools at which he has coached.

Mathews is also responsible for coaching Tech's talented post players. He has tutored post players for the past 10 seasons and has helped develop 10 all-conference performers.

A 1991 graduate of Radford University, Mathews has a B.S. in health and physical education, with a minor in psychology.

Joe's File

Personal

Birthplace: Fairfax, Va.
Hometown: Stanley, Va.

Education

High School: Page County (Va.)
College: Radford University, 1991

Coaching Experience

Radford University, 1989-94
Butler University, 1994-97
Virginia Tech, 1997-Present

Postseason Appearances/Honors

Radford U. - 1994 NCAA first round
Radford U. - Three Big South regular season championships
Radford U. - 1989-94 Big South tournament champions
Butler U. - 1996 NCAA first round
Butler U. - 1996 Midwestern Collegiate Conference tournament champions
Virginia Tech - 1998 NCAA second round
Virginia Tech - 1999 NCAA Sweet 16

Assistant Coach

Tisha Hill



Bonnie Henrickson knew what she was doing when she hired Tisha Hill as one of her Tech assistants. Not only does Hill bring a wealth of basketball

knowledge to the Tech program, but also a knack for recruiting some of the nation's finest players.

Hill, entering her third season on Henrickson's staff, came to Tech from the University of Wisconsin-Green Bay, where she served as an assistant for two years.

While at UWGB, Hill helped lead the Phoenix to an overall record of 38-20 and a Midwestern Collegiate Conference regular season championship in 1996. UWGB also finished as the runner-up in the MCC tournament in 1996 and 1997.

Prior to her stint in Green Bay, the Cleveland, Ohio, native served as an assistant at her alma mater, Indiana University. Hill spent two years on the staff after a standout playing career with the Hoosiers. As an assistant for IU, Hill and the Hoosiers registered back-to-back NCAA Tournament appearances and a combined record of 38-19.

As a four-year starter at point guard for the Hoosiers, Hill set numerous team records and garnered several honors. To date, she still holds the Indiana career steals and assist marks.

Hill helped lead the Hoosiers to several impressive finishes, and in 1992 helped IU finish as the National Women's Invitation Tournament runner-up.

Hill earned her undergraduate degree in sports administration from Indiana in 1992 while achieving a master's of science in kinesiology in 1995.

Hill has been instrumental in the tutoring of Tech's guards.

Tisha's File

Personal

Birthplace: Scotlandneck, N.C.
Hometown: Cleveland, Ohio

Education

High School: Cleveland Heights
College: Indiana University, 1992
Graduate: Indiana University, 1995

Playing Experience

Indiana University, 1988-92

Coaching Experience

Indiana University, 1993-95
Univ. of Wisconsin-Green Bay, 1995-97
Virginia Tech, 1997-Present

Postseason Appearances/Honors

Indiana U. - 1992 NWIT runner-ups
Indiana U. - 1994 NCAA first round
Indiana U. - 1995 NCAA first round
Virginia Tech - 1998 NCAA second round
Virginia Tech - 1999 NCAA Sweet 16

Assistant Coach

Karen Clayton

Karen's File

Personal

Birthplace: Winston-Salem, N.C.
Hometown: Raleigh, N.C.

Education

High School: Needham B. Broughton (N.C.)
College: University of Iowa, 1996

Playing Experience

University of Iowa, 1992-96

Coaching Experience

Virginia Tech, 1997-Present

Postseason Appearances/Honors

U. of Iowa - 1993 NCAA Final Four
U. of Iowa - 1994 NCAA second round
U. of Iowa - 1996 NCAA Sweet 16
U. of Iowa - 1993 & 1996 Big Ten Champ.
U. of Iowa - 1993 NCAA Top Def. Team
Virginia Tech - 1998 NCAA second round
Virginia Tech - 1999 NCAA Sweet 16



Since joining the Tech staff, Karen Clayton has been a part of two of the Hokies' most memorable seasons.

Clayton, now in her third season on the

Hokies' bench, came to Tech after a standout career at the University of Iowa. In her time as the Hawkeyes' point guard, Clayton received All-Big Ten Conference and academic all-conference nods, in addition to leading Iowa to an appearance in the NCAA Final Four in 1993.

As a player at Iowa, when Bonnie Henrickson was an assistant coach there, Clayton led the 1995-96 Hawkeyes to the NCAA Sweet Sixteen. She dished out a team-leading 136 assists while committing only 60 turnovers in 31 games.

Clayton helped lead the Hawkeyes to the 1993 and 1996 Big Ten Championships in addition to Iowa's impressive NCAA runs. Clayton and the Hawkeyes were honored as the NCAA's top defensive unit in 1993.

As well as being an outstanding player and coach, Clayton is an NATA certified trainer. While at Iowa, she pulled double-duty by serving as trainer for the Hawkeyes' nationally ranked field hockey team.

A native of Raleigh, N.C., Clayton received her B.S. in exercise science from Iowa in 1996. She assists in the monitoring of academics, travel, scouting and the instruction of Tech's guards.

Under the tutelage of Clayton and the rest of the coaching staff, point guard Lisa Witherspoon earned honorable-mention All-America honors last season and was named Atlantic 10 Conference Defensive Player of the Year.

Administrative Assistant

Terri Johnsen



No stranger to success at Virginia Tech, Terri Johnsen rejoined the Tech basketball program midway through the 1997-98 season.

Johnsen had served as a graduate assistant in the Tech weight room prior to accepting her current position.

Johnsen, one of three former point guards on the Tech staff, helped lead the Hokies to two conference championships and two NCAA appearances in her four years as a player at Tech. She ranks fifth at Tech in career assists and sixth in steals. Her 116 assists in 1994-95 rank

ninth on the Hokies' single season list.

After concluding her stint on the Hokies' basketball team, Johnsen starred for two seasons on the Tech softball team, playing centerfield.

As administrative assistant, she handles the daily operation of the basketball office as well as the coordination of Tech's booster clubs, the Hokie Hardwood Club and Kid's Force.

Women's Basketball Support Staff



Stephanie Carroll
Secretary



Eric Cross
Student Manager



Julie Felix
Athletic Trainer



Dr. Duane Lagan
Team Physician



Jennifer Negley
Student Manager



Jennifer Stinespring
Student Manager



The Hokies



Four talented newcomers will blend with three returning starters and four other letterwinners from last season's squad to try to bring the Hokies another conference championship and a third consecutive trip to the NCAA Tournament.

1999-2000 Virginia Tech Roster

Alphabetical Roster

No.	Name	Pos.	Hgt.	Yr.	Hometown (High School)
30	Sarah Hicks	G/F	6-0	r-So.	Roanoke, Va. (Lord Botetourt)
31	Nicole Jones	F/C	6-1	So.	Vienna, Va. (James Madison)
35	Missy Lemons	G	5-9	Sr.	Huntington, W.Va. (Buffalo)
20	Emily Lipton	G	5-8	Fr.	Crofton, Md. (St. Mary's)
12	Mollie Owings	G	5-9	So.	Hyattsville, Md. (St. John's College)
25	Kim Seaver	C	6-3	Sr.	Pittsburgh, Pa. (Mt. Lebanon)
22	Chrystal Starling	G	5-11	So.	Syracuse, N.Y. (Nottingham)
51	Christina Strother	C	6-2	Fr.	Capitol Heights, Md. (Suitland)
23	Amy Wetzel	G	5-7	r-Jr.	Ashland, Pa. (North Schuylkill)
3	Katrina Williams	G	5-9	Fr.	Salem, Va. (Glenvar)
40	Tere Williams	F	5-11	Jr.	Chapel Hill, N.C. (Orange)



Tech's lovable mascot — the HokieBird.

Basketball Staff

Head Coach

Bonnie Henrickson (St. Cloud St., 1986)

Assistant Coaches

Joe Mathews (Radford, 1991)

Tisha Hill (Indiana, 1992)

Karen Clayton (Iowa, 1996)

Administrative Assistant

Terri Johnsen (Virginia Tech, 1997)

Trainer

Julie Felix (Michigan State, 1986)

Numerical Roster

No.	Name	Pos.	Hgt.	Yr.	Hometown (High School)
3	Katrina Williams	G	5-9	Fr.	Salem, Va. (Glenvar)
12	Mollie Owings	G	5-9	So.	Hyattsville, Md. (St. John's College)
20	Emily Lipton	G	5-8	Fr.	Crofton, Md. (St. Mary's)
22	Chrystal Starling	G	5-11	So.	Syracuse, N.Y. (Nottingham)
23	Amy Wetzel	G	5-7	r-Jr.	Ashland, Pa. (North Schuylkill)
25	Kim Seaver	C	6-3	Sr.	Pittsburgh, Pa. (Mt. Lebanon)
30	Sarah Hicks	G/F	6-0	r-So.	Roanoke, Va. (Lord Botetourt)
31	Nicole Jones	F/C	6-1	So.	Vienna, Va. (James Madison)
35	Missy Lemons	G	5-9	Sr.	Huntington, W.Va. (Buffalo)
40	Tere Williams	F	5-11	Jr.	Chapel Hill, N.C. (Orange)
51	Christina Strother	C	6-2	Fr.	Capitol Heights, Md. (Suitland)



The 1999-2000 Virginia Tech women's basketball team: (front row, l-r) head coach Bonnie Henrickson, assistant coach Joe Mathews, Missy Lemons, Kim Seaver, assistant coach Karen Clayton, assistant coach Tisha Hill; (standing, l to r) trainer Julie Felix, administrative assistant Terri Johnsen, Amy Wetzel, Mollie Owings, Sarah Hicks, Tere Williams, Christina Strother, Nicole Jones, Chrystal Starling, Katrina Williams, Emily Lipton, manager Eric Cross and manager Jennifer Negley.

Sizing Up the Hokies

Starters Returning: 3

Pos.	Name	Ht.	Cl-Exp.	ppg.	rpg	apg	spg
F	Nicole Jones	6-1	So.-1L	7.3	4.0	0.4	0.9
G	Amy Wetzel	5-7	r-Jr.-2L	14.4	5.6	2.8	1.8
F	Tere Williams	5-11	Jr.-2L	15.6	7.4	0.9	1.0

Letterwinners: 7

G/F	Sarah Hicks	6-0	r-So.-1L	4.2	1.6	0.8	0.1*
G	Missy Lemons	5-9	Sr.-3L	1.2	0.6	0.0	0.2
G	Mollie Owings	5-9	So.-1L	1.9	1.6	0.3	0.5
C	Kim Seaver	6-3	Sr.-3L	5.9	3.3	0.2	0.4

*Denotes 1997-98 stats

Newcomers: 4

G	Emily Lipton	5-8	Fr.-HS	Crofton, Md./St. John's
G/F	Chrystal Starling	5-11	So.	Syracuse, N.Y./Nottingham
C	Christina Strother	6-2	Fr.-HS	Capitol Heights, Md./Suitland
G	Katrina Williams	5-9	Fr.-HS	Salem, Va./Glenvar

Letterwinners Lost: 5

F	Maria Albertsson	6-0	Sr.-4L	5.5	2.0	0.9	0.6
F	Kelly Drinka	6-0	Sr.-4L	1.1	0.4	0.2	0.1
F	Michelle Houseright	6-1	Sr.-4L	9.8	4.5	1.0	1.5
F	Katie O'Connor	5-11	Sr.-4L	9.1	2.3	1.6	0.4
G	Lisa Witherspoon	5-6	Sr.-4L	5.1	2.6	8.2	2.9

Player Breakdown

By Class

Seniors (2)
Missy Lemons
Kim Seaver

Juniors (2)
Amy Wetzel
Tere Williams

Sophomores (4)
Sarah Hicks
Nicole Jones
Mollie Owings
Chrystal Starling

Freshmen (3)
Emily Lipton
Christina Strother
Katrina Williams

By State

Virginia (3)
Sarah Hicks
Nicole Jones
Katrina Williams

Maryland (3)
Emily Lipton
Mollie Owings
Christina Strother

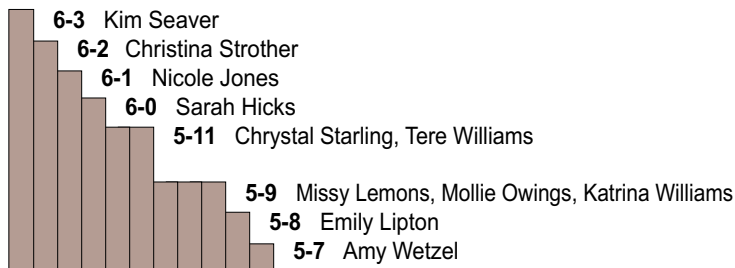
Pennsylvania (2)
Kim Seaver
Amy Wetzel

New York (1)
Chrystal Starling

North Carolina (1)
Tere Williams

West Virginia (1)
Missy Lemons


Heights & Positions



Guards (6)	Forwards (3)	Centers (2)
Missy Lemons	Sarah Hicks	Kim Seaver
Emily Lipton	Nicole Jones	Christina Strother
Mollie Owings	Tere Williams	
Chrystal Starling		
Amy Wetzel		
Katrina Williams		

Pronunciation Guide

Chrystal	CHRIS-stal
Tere	TERRY
Wetzel	WET-saul
Tisha	TEE-sha



At 6-3, center Kim Seaver is the tallest Hokie on the roster this season.

MISSY LEMMONS 35



Guard • 5-9 • Sr. • Huntington, W.Va. • Buffalo H.S.

Adds three-point threat off the bench for the Hokies ... Has battled injury much of her career ... Possesses good range and consistent perimeter game ... Very aggressive player who is not afraid to go to the basket ... Strong, physical athlete who loves to compete.

1998-99: Played in 13 games ... Averaged 1.2 points and 0.6 rebounds per game ... Was an impressive 4-of-11 (36.4%) from 3-point range ... Added two blocks and one steal ... Had a season-high five points versus Radford.

1997-98: Saw action in 10 games, averaging 7.2 minutes per game ... Averaged 1.9 points while converting 5-of-15 from 3-point range ... Scored two points with one rebound in three minutes in Tech's 68-39 season-opening win over East Carolina ... Finished with three points and three rebounds in 18 minutes versus UMBC ... Scored three points in 11 minutes at Fordham ... Posted two points and two rebounds in

11 minutes in the Hokies' next outing ... Scored six points on a pair of 3-pointers versus Florida in the second round of the NCAA West Regional ... Also blocked a shot and had two rebounds in that contest.

1996-97: Missed first few games of the season recovering from preseason shoulder surgery ... Played in only 17 of Tech's 31 games

... Also missed time with stress fractures in both legs ... Never found shooting touch after shoulder injury ... Converted just 10 of 39 field goals (25.6 percent) ... Six of her made baskets were from three-point range ... Averaged 1.9 points per game ... Also pulled down 34 rebounds on the season ... Hit three three-pointers for career-best 11 points against Radford in just second collegiate contest ... Scored five points and collected six rebounds in Tech's win over Iona ... Tallied seven points and five

Missy's Bests

Points	11 vs. Radford, 12/11/96
FG Attempted	5 (three times)
FG Made	3 vs. Radford, 12/11/96
3PT FG Attempted	5 vs. Richmond, 12/19/96
3PT FG Made	3 vs. Radford, 12/11/96
FT Attempted	4 vs. Iona, 1/3/97
FT Made	2 (three times)
Rebounds	6 vs. Iona, 1/3/97
Assists	2 vs. Radford, 12/11/96
Blocks	1 (twice)
Steals	1 (three times)



Lemons' Statistics

Year	G	GS	MP	FGM-Att	Pct.	3PTM-Att	Pct.	FTM-Att	Pct.	Reb.	Avg.	A	TO	Blk	ST	TP	Avg.
96-97	17	0	172	10-39	.256	6-19	.316	6-10	.600	34	2.0	11	18	3	4	32	1.9
97-98	10	0	72	7-22	.318	5-15	.333	0-1	.000	9	0.9	1	8	1	1	19	1.9
98-99	13	0	67	5-13	.385	4-11	.364	1-5	.200	8	0.6	0	7	2	2	15	1.2
Totals	40	0	311	22-74	.297	15-45	.333	7-16	.438	51	1.3	12	33	6	7	66	1.6

rebounds in Hokies' loss at Appalachian State.

High School:

Earned four letters as a guard and forward for Coach Gene Hirosey at Buffalo-Wayne High School ... Selected second team all-state as a freshman ... Member of the first team all-state squad her final three years at Buffalo ... Led the Bison to two state runner-up spots in her four seasons ... Helped her squad to the 1993 West Virginia state AA championship ... Served as senior captain, averaging 17 points and eight rebounds per contest ... Was voted captain of the 1996 AA all-state team ... Recorded a school-record 1,541 career points ... Was an all-tournament selection in the West Virginia state tournament all four of her varsity seasons at Buffalo-Wayne ... Competed in the West Virginia-Ohio all-star game as well as the Beckley, W.Va., all-star contest as a senior ... Lettered three seasons for Coach Joy Bailey's Buffalo-Wayne volleyball squad ... Was team captain and all-state honorable mention as a senior ... Was also an all-conference honorable mention in two seasons at shortstop for Coach Barb Morrone's Bison softball team ... Winner of the United States Army Reserve National Scholar-Athlete Award.

Odds and Ends:

Melissa Lemons ... Born 12/23/77 in Huntington, W.Va. ... Righthanded ... Daughter of Mike and Debi Lemons ... Enrolled in science of food, nutrition and exercise.



Kim

SEAVER

Center • 6-3 • Sr. • Pittsburgh, Pa. • Mt. Lebanon H.S.



Is a big offensive weapon inside for the Hokies ... Has good hands and a great touch around the basket ... Intimidating shot blocker ... Runs the floor well for a center.

1998-99: One of Tech's most improved players entering the season ...

Played in 23 games, finishing with eight starts to her credit ... Averaged 5.9 points and 3.3 rebounds per game ... Led the team in blocks for the third-straight year with 23 ... Came off the bench despite an injured ankle to lead Tech with 14 points and nine rebounds at No. 6 Duke ... Scored in double figures six times ... Led the Hokies in rebounding three times ... Added a season-high 15 points in the Hokies' win over James Madison ... Also added 14 points at Duquesne.

Kim's Bests

Points	24 vs. Richmond, 12/19/96
FG Attempted	18 vs. Radford, 12/11/96
FG Made	11 vs. Richmond, 12/19/96
3PT FG Attempted	0
3PT FG Made	0
FT Attempted	14 vs. George Washington, 1/6/97
FT Made	12 vs. George Washington, 1/6/97
Rebounds	16 vs. Fordham, 2/3/97
Assists	2 vs. Duquesne, 1/25/97
Blocks	8 vs. Appalachian St., 12/2/97
Steals	2 (four times)

1997-98: One of Tech's most talented players ... Started nine of the 31 games in which she played ...

Averaged 4.7 points and 2.6 rebounds ... For the second straight season, she led the team in blocks ... Finished with 29 ... Led the Atlantic 10 for most of the season in blocks per game ... Finished with a career-best eight blocks in Tech's 65-49 win over Appalachian State ... Named preseason second team All-Atlantic 10 ... Came off the bench to score 11 points and grab seven rebounds at St. Mary's ... Started and added 12 points and five

rebounds at UNC Greensboro ... Had 10 points and seven boards in Diamond Club Classic loss to Siena ... Collected 14 points and two blocks in a 58-56 loss to UMass ... Closed with 10 points and six rebounds in Tech's 79-40 Atlantic 10 tournament first round win over Fordham.

1996-97: Shattered most of Tech's freshman records on her way to Atlantic 10 Conference All-Rookie honors ... Established new Tech freshman records for points (427), scoring average (13.8), field goals made (182), field goals attempted (352) and field goal percentage (.517) ... She also established a new freshman mark for blocks with 54 ... That block total ranks third on Tech's single-season list ... Led Tech with a 13.8 point-per-game average ... In addition,



Seaver's Statistics

Year	G	GS	MP	FGM-Att	Pct.	3PTM-Att	Pct.	FTM-Att	Pct.	Reb.	Avg.	A	TO	Blk	ST	TP	Avg.
96-97	31	23	715	182-352	.517	0-0	.000	63-111	.568	168	5.4	7	57	54	18	427	13.8
97-98	31	9	385	67-135	.496	0-0	.000	13-22	.591	82	2.6	5	39	29	7	147	4.7
98-99	23	8	331	55-110	.500	0-0	.000	25-39	.641	76	3.3	5	24	23	8	135	5.9
Totals	85	40	1431	304-597	.509	0-0	.000	101-172	.587	326	3.8	17	120	106	33	709	8.3

averaged 5.4 rebounds per contest ... Notched two double-doubles, including a 14-point, 16-rebound performance in Tech's win over Fordham ... Scored in double figures in 24 of the 31 games she played ... Seaver reached the 20-point plateau five times with 24 points versus Richmond being her high ... Was selected Atlantic 10 Rookie of the Week for week ending February 2 ... Her 40-point, two-game performance earned her the Diamond Club Classic outstanding performer honor ... Scored 19 points off the bench against UNC Greensboro in her first collegiate action ... Scored in double figures in her first nine games ... Tallied 21 points and seven rebounds in Tech's loss to Radford ... Converted 12 free throws en route to 18 points versus George Washington ... Contributed 10 points and collected 11 rebounds against UMass for first career double-double ... Blocked four shots in Hokies' loss to national power Virginia ... Totalled 43 points and 10 rebounds in two wins over Dayton ... Her only scoreless contest of the season was a 70-62 Tech win over Duquesne.

High School: Four-year letterwinner at center and forward for Coach Tim Garland at Mt. Lebanon High School ... Averaged 22.8 points and 10 rebounds per game en route to earning all-state honors ... Three time all-section selection ... Voted team MVP ... Named to all-area top five team ... Tabbed MVP at Pittsburgh area Christmas tournament ... Mt. Lebanon's all-time leading scorer (boys or girls) with 1,849 points ... Led her squad to the second round of the state tournament ... Scored 44 points in one league contest.

Odds and Ends: Kimberly Ann Seaver ... Born 8/30/78 in Pittsburgh, Pa. ... Righthanded ... Daughter of Gordon and Donna Seaver ... Majoring in business.



Amy

2 3

W E T Z E L

Guard • 5-7 • r-Jr. • Ashland, Pa. • North Schuylkill H.S.



Has become Tech's clutch player ... Tenacious player with a knack for pressure

situations ... Likes to drive to the basket ... Ranks as Tech's best defensive player ... Sees the floor well and makes good decisions ... Possesses tremendous strength and knowledge of the game ... Plays shooting guard and point guard for the Hokies.

1998-99: Got better with every game ... Started 29 games ... Averaged a team-

Amy's Bests

- Points 28 (twice)
- FG Attempted 18 vs. Xavier, 2/28/99
- FG Made 11 vs. Xavier, 2/28/99
- 3PT FG Attempted 7 vs. Radford, 12/11/96
- 3PT FG Made 3 (four times)
- FT Attempted 17 (twice)
- FT Made 16 vs. Wisconsin, 3/14/98
- Rebounds 14 vs. George Mason, 12/21/98
- Assists 6 (twice)
- Blocks 2 vs. George Washington, 1/17/98
- Steals 5 (twice)



second 14.4 points and 5.6 rebounds ... Earned second-team All-Atlantic 10 honors ... Named to the Bell Atlantic Atlantic 10 All-Tournament team after averaging 25 points in Tech's two tourney games ... Led the Hokies in scoring seven times during the season ... Was Tech's leading rebounder six times ... Tied a career high with 28 points in the Hokies' loss to Xavier in the A-10 semifinals ... Scored 22 points in 54 minutes of Tech's triple-overtime win over Dayton ... Added 22

points in the Hokies' win at Duquesne ... Grabbed a career-best 14 rebounds in Tech's win over George Mason ... Was named MVP of the Diamond Club Classic after averaging 17 points and five rebounds in two games ... Also finished the season second on the team in assists (71) and steals (50) ... Averaged 34.0 minutes per game.

1997-98: Came off redshirt season as one of the Hokies' strongest and most consistent players ... Started 27 games at the shooting guard position ... Earned VaSID Division I All-State honorable mention honors ... Was crucial in big games down the stretch for the Hokies ... Set a new Tech record for free throws made with 16 versus Wisconsin in the first round of the NCAA West Regional ... Her free throws tied an NCAA West first-round record set by Lorri Bauman of Drake on the

Wetzel's Statistics

Year	G	GS	MP	FGM-Att	Pct.	3PTM-Att	Pct.	FTM-Att	Pct.	Reb.	Avg.	A	TO	Blk	ST	TP	Avg.
96-97	6	1	180	18-43	.419	7-19	.368	28-34	.824	23	3.8	10	10	2	17	71	11.8
97-98	31	27	908	106-235	.451	6-43	.140	112-140	.800	126	4.1	67	81	6	57	330	10.6
98-99	30	29	1032	127-307	.414	25-65	.385	153-203	.754	167	5.6	84	92	3	55	432	14.6
Totals	67	57	2120	251-585	.429	38-127	.299	293-377	.777	316	4.7	161	183	11	129	833	12.4

same day in 1982 ... Finished that contest with a game and career-high 28 points ... She also finished with eight rebounds and three steals against the Badgers ... Followed that performance with a game-high 24 points against Florida ... Hit the game-winning shot with two seconds remaining versus Duquesne ... Hit four crucial free throws to preserve Tech's 67-62 win over St. Joseph's and propel the Hokies into the Atlantic 10 semifinals ... Hit two free throws in the final 16 seconds to aid Tech's 73-72 semifinal win over George Washington ... Hit free throw to send the A-10 championship game versus UMass into overtime ... Also hit two charity shots in the final four seconds to seal the win over UMass ... Finished the season second on the team in scoring at 10.6 points per game ... Also third on the team in rebounding at 4.1 per contest ... Ranked second on the team in assists and steals with 67 and 57, respectively ... Recorded her first career double-double in her first start of the season ... Scored 10 points and grabbed 11 rebounds in Tech's win over Appalachian State ... Hit 11-of-13 free throws to finish with 15 points at Radford ... Also added nine rebounds and three steals in that affair ... Had 14 points and three steals in conference opener versus Rhode Island ... Tallied a career-best 22 points and five steals in Tech's 76-64 win at Dayton ... Added 15 points and four steals in win over St. Bonaventure.

1996-97: Redshirted after suffering a stress fracture to her foot six games into season ... Was averaging 11.8 points per game at the time ... Had broken into the starting lineup at the time of injury ... Scored 13 points off the


bench in first collegiate action ... Registered 18 points, including three 3-pointers in her first collegiate start.

High School:

Led Coach Lafay Hope's North Schuylkill squad to a 107-12 record, four league championships and a PIAA Eastern Pennsylvania Class AAA title in her four years ... Helped North Schuylkill to the Eastern finals in 1996 by averaging 11 points and five rebounds per game ... Scored 31 points in the final game ... Scored over 1,000 career points ... Rated as one of the top 75 guards in the country by *The Blue Chip Report* ... *USA Today* Pennsylvania All-American ... Selected a *Street and Smith's* honorable mention All-American as a senior ... Voted 1996 Anthracite Player of the Year ... Also honored as the Eastern Pennsylvania Player of the Year ... *Pottsville Republican* Player of the Year in 1996 ... Selected as the North Schuylkill Basketball Player of the Year after her senior season ... Earned most valuable player honors at the Philadelphia Future Stars tournament ... Second-team

all-state selection in 1996 ... Participated in the 1996 Roundball Classic in Pittsburgh, Pa. ... Won the United States Marine Corps Outstanding Female Athlete Award as well as the North Schuylkill High School 1996 Most Athletic Female honor.

Odds and Ends: Amy Wetzel ... Born 6/24/78 in Ashland, Pa. ... Righthanded ... Daughter of Richard Wetzel Jr., and Holly Wetzel ... Has two older sisters and an older brother ... Majoring in biology.



Tere Williams

Forward • 5-11 • Jr. • Chapel Hill, N.C. • Orange H.S.



Solidified herself as one of the nation's premier players over the past two seasons ... A candidate for All-America honors again this season ... A tremendous rebounder and aggressive player ... Continues to improve her overall game ... Has the athletic ability to add to the Hokies' perimeter offense ... Instrumental in the Hokies' transition game.


1998-99: Topped a brilliant freshman performance with an even better sophomore season ... Started 29 games for the Hokies ... Led the team in scoring (15.6 points) and rebounding (7.4) for the second straight season ... Also was among the nation's top 15 in field goal percentage all season ... Ranked as high as eighth at 65.0 percent ... Shattered the Tech single-season field goal percentage mark at 60.2 percent ... Shot 74.3 percent from the free throw line after shooting only 59.7 percent from the line as a freshman ... Led the Hokies in scoring 11 times and rebounding 16 times ...

Registered five double-doubles during the season ... Became the first Hokie to earn first-team All-Atlantic 10 honors ... Also was tabbed honorable mention All-America by the *Associated Press* ... Scored a career-high 26 points and pulled down 14 rebounds in Tech's win over Duquesne ... Led all scorers with 21 points and added 10 rebounds versus Virginia ... Reached the 20-point plateau six times during the season ... Added 23 points and nine rebounds in the Hokies' win over Temple.

1997-98: One of Tech's best recruits became one of Tech's best freshmen ... Chased and set numerous freshman marks at Tech ... Established new freshman records for rebounds (237) and rebounding average (7.6) ... Also set new rookie mark for field goal percentage (.538) ... Her field goal percentage was tops among all Atlantic 10 Conference players for most of the season ... Selected third-team freshman All-America by the *Women's Basketball News Service* ... Shared Atlantic 10 Rookie of the Year honors with Elisa

Tere's Bests

Points	26 vs. Duquesne, 12/12/98
FG Attempted	19 vs. Duquesne, 12/12/98
FG Made	13 vs. Duquesne, 12/12/98
3PT FG Attempted	0
3PT FG Made	0
FT Attempted	14 vs. La Salle, 2/18/99
FT Made	12 (twice)
Rebounds	15 (twice)
Assists	3 vs. Duquesne, 12/12/98
Blocks	4 vs. Dayton, 2/27/99
Steals	5 vs. Auburn, 3/15/99



Williams' Statistics

Year	G	GS	MP	FGM-Att	Pct.	3PTM-Att	Pct.	FTM-Att	Pct.	Reb.	Avg.	A	TO	Blk	ST	TP	Avg.
97-98	31	28	776	170-316	.538	0-0	.000	74-124	.597	237	7.6	16	85	15	36	414	13.4
98-99	30	29	822	192-319	.604	0-0	.000	84-113	.750	221	7.5	27	66	22	29	468	15.6
Totals	61	57	1598	362-635	.570	0-0	.000	158-237	.667	458	7.5	43	151	37	65	882	14.5

Aguilar of George Washington ... Also earned spots on the Atlantic 10 all-conference second team and all-rookie team ... Named A-10 rookie of the week twice during the season ... Earned VaSID Division I All-State honorable mention honors ... Finished second in the Atlantic 10 in rebounding ... Led the Hokies in scoring (13.4), rebounding (7.6) and field goal percentage ... Was also second in blocks with 15 and third in steals with 36 ... Was the Hokies' leading scorer in 10 contests and leading rebounder in 20 games ... Reached the 20-point plateau in four contests ... Also registered double-doubles in eight contests ... Had 10 points and seven rebounds in her debut as a Hokie ... Combined for 29 points and 11 rebounds to earn selection to the St. Mary's Tipoff Classic All-Tournament team ... Posted her first career double-double with 17 points and 10 rebounds in an 88-74 win at UNC Greensboro ... Tallied 23 points and career-best 15 rebounds in Tech's loss at Xavier ... Had personal-best 25 points along with 11 rebounds in a 99-86 loss at Duquesne ... Posted 22 points and 13 rebounds in the Hokies' win over George Washington ... Followed that performance with 21 points and 15 rebounds at La Salle ... Combined for 31 points and 18 rebounds in two games to earn Atlantic 10 All-Championship honors.


High School:

Gatorade Player of the Year in North Carolina ... Selected a *Parade* All-American as well as being tabbed for *Street & Smith's* All-America team ... Lettered four years for Coach Dave Murr's Orange High School team in Chapel Hill ... Led the 1996-97 Orange team to a 22-2 mark ... Three-time team most

valuable player ... Garnered all-state recognition in addition to being chosen area player of the year ... Named 1997 *Herald Sun* Player of the Year ... Earned numerous tournament honors, including being named most outstanding performer at the

Glaxo Welcome Tournament ... Averaged 18 points and 11 rebounds per contest as a senior ... Also an outstanding track performer, earning team most valuable player honors four consecutive years ... Holds school records in numerous events for Coach Dan Furry's squad ...

Conference and regional champ in the 200- and 400-meter events ... Lettered two years in volleyball at Orange.
Odds and Ends: Tere Michelle Williams ... Born 12/30/78 in Chapel Hill, N.C. ... Lefthanded ... Daughter of Mahlon and Veronica Williams ... Double majoring in biology and business.



3 0

S a r a h

H I C K S

G/F • 6-0 • r-Soph. • Roanoke, Va. • Lord Botetourt H.S.



Pure shooter who gives Tech depth at guard or small forward ... Displays good range ... Comes from an excellent basketball background ... Possesses the work ethic needed to succeed at this level ... Spent the summer touring Europe with Athletes in Action.

1998-99: Redshirted the season after undergoing offseason shoulder surgery to both her left and right shoulders.

1997-98: Led the Tech team in 3-point field goal percentage at 37.5 percent (15-34) ... Averaged 4.2 points and 1.6 rebounds in her rookie campaign ... Played 9.3 minutes per game in 25 of Tech's 32 contests ... Went 6-of-11 from the field for 17 points in Tech's 89-36 win


over UMBC ... Also added five rebounds in that contest ... Followed with seven points and two assists in the Hokies' 69-64 loss to Siena ... Finished with seven points and three rebounds in conference-opening win over Rhode Island ... Had nine points on 3-of-3 shooting from 3-point range in 65-57 win over La Salle ... Added 12 points with two 3-pointers in 84-73 win over St. Bonaventure ... Helped Tech with nine

points and five boards in a 99-86 loss at Duquesne ...

Had seven points, five rebounds and five assists in Tech's Atlantic 10 tournament first-round win over Fordham ... Came up big with 12 points, including two 3-pointers, in Tech's 73-72 A-10 semifinal win over George Washington.

Group AA state championships ... Averaged over 16 points and seven rebounds per contest ... Accolades included first team all-state and all-region honors ... Was tabbed Timesland Player of the Year as well as district co-player of the year ... All Timesland as well as VHSCA honoree ... Led all scorers with 19 points as her West squad defeated the East, 94-63, in the Virginia High School All-Star Classic ... Her AAU team captured the Virginia state title four consecutive years ... Also lettered in softball for Coach Andy Ward and in volleyball for Coach Jane Fresh while at Lord Botetourt ... Earned all-district honors in volleyball.

Odds and Ends: Sarah Hicks ... Born 8/21/79 in Roanoke, Va. ... Helped lead Lord Botetourt to back-to-back



Sarah's Bests

Points	17 vs. UMBC, 12/29/97
FG Attempted	11 vs. UMBC, 12/29/97
FG Made	6 vs. UMBC, 12/29/97
3PT FG Attempted	6 vs. Duquesne, 1/27/98
3PT FG Made	3 vs. La Salle, 1/13/98
FT Attempted	7 vs. UMBC, 12/29/97
FT Made	4 (twice)
Rebounds	5 (three times)
Assists	5 vs. Fordham, 2/24/98
Blocks	2 vs. UMass, 1/4/98
Steals	1 (twice)

Hicks' Statistics

Year	G	GS	MP	FGM-Att	Pct.	3PTM-Att	Pct.	FTM-Att	Pct.	Reb.	Avg.	A	TO	Blk	ST	TP	Avg.
97-98	25	0	232	37-80	.463	15-40	.375	17-26	.654	39	1.6	19	25	2	3	106	4.6
98-99	(redshirted)																

Nicole JONES

Forward • 6-1 • Soph. • Vienna, Va. • James Madison H.S.



Brings outstanding rebounding skills to the Tech middle ... Creative player inside who finds ways to score ... Runs the floor well in transition and possesses excellent touch around the basket ... Her strength and intensity make the Hokies' strong post game even better ... Displayed leadership ability as a freshman after earning a starting role.

1998-99: Worked her way into the starting lineup midway through the season ... Started 15 games and was one of only four Hokies to play in all 31 games ... Averaged a team-fifth 7.3 points per game ... Also averaged 4.0 rebounds per game ... Averaged 9.9 points per game in conference play ... Shot an impressive 60.4 percent from the field, a Tech freshman record ... Named to the Atlantic 10 All-Rookie team ... Named Atlantic 10 Rookie of the Week twice during the season ... Scored in double figures 11 times ... Tallied a career-best 22 points off the bench against Fordham ... Also led all scorers with 21 points at Rhode Island ... Contributed


17 points and six rebounds versus Akron in the first round of the Diamond Club Classic ... Added 14 assists and 26 steals in her first season ... Scored nine points and added four rebounds versus second-ranked Tennessee in the NCAA East Regional ... Also added two steals against the Volunteers ... Ranked the 43rd-best incoming freshman prior to the season by *Athlon*.

High School: Played center for Coach Pat Deegan at national power James Madison High School ... Helped the Warhawks to two Virginia Class 3A state runner-up spots ... JMHS was ranked as high as 12th nationally in the *USA Today* poll ... Served as team captain as both a junior and senior ... Ended her career with over 1,600 points ... Averaged 16.6 points and 10 rebounds per game as a senior ... Twice earned all-region and all-state honors ... Was named two-time most valuable player of the Liberty District ... Averaged 19 points and 10 rebounds per outing as a junior ... Tabbed as one of the top players in Virginia by *USA Today*.

Odds and Ends: Nicole Michelle Jones ... Born 4/8/80 in Fairfax, Va. ... Righthanded ... Daughter of George and Cynthia Jones ... Enrolled in university studies.

Nicole's Bests

Points	22 vs. Fordham, 1/2/99
FG Attempted	11 vs. Xavier, 1/29/99
FG Made	9 (twice)
3PT FG Attempted	0
3PT FG Made	0
FT Attempted	7 (twice)
FT Made	5 vs. Temple, 1/24/99
Rebounds	8 vs. George Washington, 1/10/99
Assists	3 vs. George Washington, 1/10/99
Blocks	2 (twice)
Steals	3 (twice)



Jones' Statistics

Year	G	GS	MP	FGM-Att	Pct.	3PTM-Att	Pct.	FTM-Att	Pct.	Reb.	Avg.	A	TO	Blk	ST	TP	Avg.
98-99	31	15	616	87-144	.604	0-0	.000	51-93	.548	123	4.0	15	51	9	29	225	7.3

MOLLIE OWINGS



Guard • 5-9 • Soph. • Hyattsville, Md. • St. John's College H.S.

Aggressive player with tremendous athletic ability... Possesses strength and quickness and is an automatic asset to the Tech defense ... Strong leaper and rebounder ... Makes Tech's transition game even better ... Sees time mostly at shooting guard but has the ability to play point guard if needed.

1998-99: Played shooting guard in 17 games ... Averaged 7.2 minutes per game ... Averaged 1.9 points and 1.6 rebounds per game ... Had a career-best 11 points versus Radford ... Added six points versus La Salle.

High School: Lettered four years for Coach Marie Williams at St. John's College High School ... Hurt her knee prior to her senior season ... Returned from rehabilitation to average 10.3 points and 7.8 rebounds per game and aided St. John's to a 32-1 record ... Named an honorable mention All-American by *Street & Smith's* ... She was honored with the JC Penny's Women's Sports Foundation Scholarship Award ...

Earned *USA Today* All-America honors as both a junior and a senior ... Also named to the *Washington Post* All-Area team in her junior and senior seasons ... Was All-WCAC in helping St. John's to the WCAC title in 1998 ... Averaged 16.8 points and 9.4 rebounds per game as a junior ... St. John's posted a 56-7 record during her playing career ... She helped the school to the No. 1 ranking in the *Washington Post* poll ... St. John's also finished ranked No. 22 in the country in the *USA Today* Top 25 poll ... Owings helped her AAU squad to five regional championships and five national championship appearances ... She earned AAU All-America honors as a 12-year old.

Odds and Ends: Anna Amalia Owings ... Born 5/18/80 in Silver Spring, Md. ... She is the daughter of Jeff and Maria Owings ... Enrolled in university studies.

Mollie's Bests

- Points 11 vs. Radford, 11/22/98
- FG Attempted 7 vs. La Salle, 2/7/99
- FG Made 4 vs. Radford, 11/22/98
- 3PT FG Attempted 3 vs. La Salle, 2/7/99
- 3PT FG Made 1 (twice)
- FT Attempted 4 (twice)
- FT Made 3 vs. Duquesne, 1/8/99
- Rebounds 4 vs. East Carolina, 12/9/98
- Assists 1 (four times)
- Blocks 1 (three times)
- Steals 3 vs. St. Bonaventure, 1/15/99



Owings' Statistics

Year	G	GS	MP	FGM-Att	Pct.	3PTM-Att	Pct.	FTM-Att	Pct.	Reb.	Avg.	A	TO	Blk	ST	TP	Avg.
98-99	17	0	122	11-31	.355	2-8	.250	8-12	.667	28	1.6	5	17	2	8	32	1.9

Chrystal 22
STARLING

G/F • 5-11 • Soph. • Syracuse, N.Y. • Nottingham H.S.



Athletic player who brings a knack for scoring to the Tech lineup ... Can play

multiple positions ... Scores off the dribble well ... Poses an offensive threat from the

perimeter as well as the low block ... A great ball-handler ... Will be asked to contribute early.

1998-99: Practiced with the team but was not eligible to play.

High School:

Averaged 24 points and 12 rebounds for Coach Wiletta Spease at Nottingham High School ... Was named Central New York Player of the Year after her senior season ... Also shared Onondaga League Co-Player of the Year honors with Camille Murphy, who is now at Georgia ... She was the first player in Onondaga League history to reach 2,000 points ... Her 2,052 career points broke the Central New York scoring record set by former UVa and current Utah Starzz standout Tami Reiss ... Was named the most valuable player of the Central New York All-Star Classic after leading all-scorers with 38 points ... She also amassed over 250 career assists ... Helped lead Nottingham to the 1996 Section Three Class B title.

Odds and Ends:

Chrystal Louise Starling ... Born 7/23/80 in Syracuse, N.Y. ... Righthanded ... Daughter of David Starling and Gwen Starling ... Stepdaughter of Pelma Starling... Enrolled in English ... Favorite poet is Tech professor Nikki Giovanni.



Emily

20

L I P T O N

Guard • 5-8 • Fr. • Crofton, Md. • St. Mary's H.S.



Will receive strong consideration for Tech's vacated point guard position ... Must become accustomed to the Tech system early ... Very court-savvy player ... Displays maturity and possesses strong leadership skills ... Will provide Tech with a steady 3-point threat at the position ... Has a strong basketball background.

High School: Four-year letterwinner for Coach Harry Dobson at St. Mary's High School ... Was ranked among the top 10 point guards in the country by *USA Today* ... Graduated as St. Mary's career leader in points and steals ... Earned first-team all-county, All-Catholic League and All-Metro all four years of varsity play ... Was tabbed all-state as a sophomore, junior and senior ... Was a three-year pick as Catholic League, Metro and *Baltimore Sun* Player of the Year ... Became the first junior in St. Mary's history to score 1,000 points in a season ... Helped lead the Maryland Hurricanes to seven state championships and three top-12 national finishes ... Tabbed among the top 50 elite by the *Blue Star Report*.

Odds and Ends: Emily Lipton ... Born 7/21/81 in Washington, D.C. ... Righthanded ... Daughter of Chet and Pam Lipton ...



Coach Henrickson on Emily:

"Emily has a tremendous work ethic and a high basketball I.Q. Her competitiveness and commitment to improving will benefit in her strides to be our starting point guard. She has an offensive presence at the point and is capable of pushing the ball in transition."

Father played baseball at the University of Maryland ... Brother attends the University of Maryland on a football

scholarship ... Enrolled in university studies.

Christina 5 1 STROTHER

Center • 6-2 • Fr. • Capitol Heights, Md. • Suitland H.S.



Brings a strong, physical presence to the Tech inside ... Very athletic with good hands ... Only needs to polish her fundamentals to be a solid contributor ... Possesses the potential to be a rebounding force ... Also adds an ability to score to go along with her strength.

High School: Lettered four years at center for Coach Stephany Nolan at Suitland High School ... Helped lead Suitland to two Maryland state titles ... Was a second-team all-county selection and was among the *Reebok All-Star Girls Report* top 100 players and top 20 centers in the country ... Averaged over eight points and 10 rebounds per game as a junior to lead her squad to the Maryland Class 4A State Championship ... Also averaged over 10 points and 10 rebounds as a senior to help Suitland defend its state title.

Odds and Ends: Christina Strother ... Born 4/6/81 in Washington, D.C., she is the daughter of the late Suzette Strother and the niece of Kirsten Richardson ... Righthanded ... Enrolled in computer science.



Coach Henrickson on Christina:

"Chrissy is a tremendous athlete in the post and has great speed and size. She brings a physical style to the paint on both ends of the floor. She is a great rebounder and is capable of altering shots."

Katrina

3

WILLIAMS

Guard • 5-9 • Fr. • Salem, Va. • Glenvar H.S.



Excellent student of the game ... Boosts Tech's outside offense with her presence ... Well-balanced

player who uses the court to her advantage ... Versatile athlete who can be utilized at several positions ... A pure

shooter and strong 3-point threat.

High School: Lettered two seasons for Coach Buddy Farris at Pulaski County High School before transferring to Glenvar High School ... Earned two letters for Coach Bryan Harvey at Glenvar ... Helped lead Glenvar to the Virginia Group A State Championship as a junior ... Earned first-team All-Three Rivers District, All-Region C and all-state as both a junior and senior ... Was tabbed the Virginia Group A Player of the Year by the *Associated Press* after her junior and senior seasons ... Averaged 22.4 points and 6.5 assists per game as a senior ... Earned *USA Today* honorable mention All-America honors as a senior ... Earned Virginia Group AAA All-State honors as both a freshman and sophomore ... Was the Northwest Region District Player of the Year as a sophomore.

Odds and Ends:

Katrina Williams ... Born 5/2/81, she is the daughter of Tim and Dianne Williams ... Righthanded ... Enrolled in university studies.

Coach Henrickson on Katrina:

"Trina will provide depth at the shooting guard position. She has deep range and will help to keep opponents' defenses honest inside."



1998-1999 Review



The 1998-99 season was a great one for the Hokies, as they wowed record numbers of fans en route to winning 28 games and advancing to the NCAA Tournament Sweet 16.

Tech Has Greatest Season Ever

Led by the 'Working Class,' the Hokies Go 28-3 and Make an NCAA Tourney SWEET 16 Appearance

After a 22-10 finish and an Atlantic 10 championship in her first season as a head coach in 1997-98, Bonnie Henrickson and her Hokies took the magic one step further in 1998-99. Virginia Tech dazzled fans and critics alike with a program-best 28-3 record and the Hokies' first trip to the NCAA Sweet 16. Throw in the Hokies' first top-10 national ranking and the season truly was both magical and historical.

The catalyst for this championship season came in the form of a very special senior class. Tabbed the "Working Class" by Tech preseason promotions, the five seniors finished their

careers as the most successful and decorated class in Hokie history. Maria Albertsson, Kelly Drinka, Michelle Houseright, Katie O'Connor and Lisa Witherspoon personified teamwork and had a special chemistry which made the fans delirious and the opposition envious.

Though Tech was bounced from the NCAA East Regional by second-ranked Tennessee, the 1998-99 season ended as exciting as it began. A record crowd, clad mostly in Hokie maroon and orange, packed Greensboro Coliseum to cheer what had become Tech folklore in just five short months. Thirteen dedicated players and one



The Hokies celebrate their win over No. 6 Duke, the eventual NCAA Tournament runner-up, at Cameron Indoor Stadium.

very special coach created an excitement never to be forgotten in the town of Blacksburg.

The story, which continually got better as it went along, began with the Hokies' first-ever preseason national ranking. Tech debuted at No. 22 in *Street & Smith's* annual basketball publication. The attention also focused on Witherspoon, who was a preseason All-America pick by the publication.

Tech opened the season on the road against an always-tough Liberty squad, winning 69-55 in front of a crowd of 3,913. Game two found the Hokies on "Tobacco Road" in a meeting with No. 6 Duke at Cameron Indoor Stadium in Durham, N.C. On the strength of 14 points and

nine rebounds from center Kim Seaver, Tech downed the eventual NCAA tourney runner-up, 72-70.

After wins over in-state rivals Radford and James Madison, it was forward Tere Williams' turn to shine as she poured in 21 points and 10 rebounds to lead Tech past 17th-ranked Virginia, 81-65. The Cassell Coliseum crowd of 5,132 was the first of many record-breaking crowds to witness the Hokies in action. Tech averaged 5,221 on the season, which proved to be the biggest attendance jump in the NCAA in 1998-99.

Tech ushered in the new calendar year with a perfect 11-0 record as six different players led the Hokies in scoring through the first half of the season.



Tech's "Working Class" — Katie O'Connor, Kelly Drinka, Maria Albertsson, Michelle Houseright and Lisa Witherspoon — made their final season one for them, and Virginia Tech fans everywhere, to remember.

Tech would continue with a balanced attack and start the conference season 5-0. Included in the early Atlantic 10 record were two wins over Duquesne and a crucial win at George Washington. The Duquesne series marked Tech's first season sweep of the Dukes and the Hokies' first victory at the A.J. Palumbo Center in Pittsburgh.

As the season heated up, so did Tech's march up the national rankings. The Hokies entered the polls on Dec. 7 and never fell out of the top 25, reaching as high as No. 9 in the *Associated Press* Top 25 before finishing the season at No. 13. Tech also built an Atlantic 10-record 18-0 mark and was the only remaining Division I unbeaten team before a 71-67 setback at Xavier on Jan. 29.

The Hokies rebounded to finish the conference slate with a 15-1 record and the

conference regular-season championship. Among Tech's conference wins was a 61-60 victory over Xavier highlighted by an Amy Wetzel free throw with no time remaining on the clock and a throng of 9,724 holding its breath.

Tech carried its flare for dramatics into the Bell Atlantic Atlantic 10 Championship as the top seed, facing an always-tough Dayton team in the quarterfinals. The Flyers gave Tech all it could handle before the Hokies exacted a 73-72 triple-overtime win. It was the first triple-overtime game in Tech or Atlantic 10 history.

The semifinal of the A-10 championship found the Hokies' season nemesis Xavier waiting. The two teams battled hard throughout the contest, but the Hokies could not escape a second Ohio squad. Tech

fell, 86-79, to the Musketeers for its second loss of the season.

At 26-2, the Hokies were seeded No. 4 in the NCAA East Region and selected to host first and second round games of the tournament. Tech easily disposed of Saint Peter's in the first round, 73-48, in front of a sellout crowd of 10,052. Round two found Tech facing Auburn, who had advanced with a win over Texas. The Hokies drained a season-high nine 3-pointers en route to a 76-61 win over the Tigers and the program's first-ever Sweet Sixteen berth.

In addition to the team records achieved during the season, several Hokies distinguished themselves. Witherspoon became the Hokies' single-season and career assist leader on her way to *Associated Press* honorable mention All-America honors. The Tech point guard was named Atlantic 10 Defensive Player of the Year and participated in the Honda All-Star Challenge at the NCAA Final Four.


Williams was tabbed honorable mention All-America and was the Hokies' first Atlantic 10 first-team all-conference selection. For the

second straight season, Williams led the Hokies in scoring and rebounding.


Joining Witherspoon and Williams with conference consideration were four other Hokies and Henrickson. Henrickson was named Atlantic 10 Coach of the Year and was a finalist for several national coach of the year honors. Also honored were Houseright, O'Connor, Wetzel and freshman Nicole Jones. Houseright was named A-10 Sixth Player of the Year while O'Connor garnered conference Most Improved Player honors. Wetzel was a second-team all-conference pick while Jones was named to the league's all-rookie team.

The 1998-99 season will go down as one of the most memorable in Tech athletic history. The team effort, the individual accomplishments and the fan excitement thrust the team and program into the national spotlight.

Although a special group of seniors has graduated and moved on, the legacy they created will live on for future teams and fans as Henrickson and the Hokies set their sights on working toward a national championship.



In NCAA Tournament play, Tere Williams shoots for two (above) in the Hokies' win over Saint Peter's, and Amy Wetzel drives to the hoop (right) in a Sweet 16 game against Tennessee at the Greensboro Coliseum.



1998-99 Results and Leaders

28-3 Overall; 15-1 Atlantic 10; 1-1 A-10 Tournament; 2-1 NCAA Tournament

DATE	TIME	OPPONENT	SCORE	W/L	ATT.	HIGH POINTS	HIGH REBOUNDS
11/13/98	8:30 p.m.	at Liberty	69-55	W	3,913	(14) O'CONNOR, Katie	(10) WETZEL, Amy
11/17/98	7:00 p.m.	at #6 Duke	72-70	W	1,877	(14) SEAVER, Kim (14) O'CONNOR, Katie	(9) SEAVER, Kim
11/22/98	2:00 p.m.	RADFORD	86-52	W	2,554	(18) WILLIAMS, Tere	(7) HOUSERIGHT, M. (7) WILLIAMS, Tere
11/24/98	7:00 p.m.	JAMES MADISON	72-54	W	1,438	(18) WILLIAMS, Tere	(11) WILLIAMS, Tere
11/30/98	7:00 p.m.	#17 VIRGINIA	81-65	W	5,132	(21) WILLIAMS, Tere	(10) WILLIAMS, Tere
12/03/98	7:00 p.m.	at Appalachian St.	69-60	W	432	(14) ALBERTSSON, M.	(6) ALBERTSSON, M. (6) SEAVER, Kim (6) JONES, Nicole
12/09/98	7:00 p.m.	at East Carolina	77-45	W	703	(17) WETZEL, Amy	(9) WILLIAMS, Tere
12/12/98	4:00 p.m.	* DUQUESNE	67-60	W	3,056	(26) WILLIAMS, Tere	(14) WILLIAMS, Tere
12/21/98	8:15 p.m.	at George Mason	66-57	W	1,138	(17) WILLIAMS, Tere	(14) WETZEL, Amy
12/28/98	7:50 p.m.	# AKRON	80-59	W	2,236	(17) JONES, Nicole	(9) HOUSERIGHT, M.
12/29/98	3:25 p.m.	# MISSISSIPPI ST.	73-52	W	2,067	(19) WETZEL, Amy	(8) WETZEL, Amy
01/02/99	2:00 p.m.	* FORDHAM	78-61	W	1,889	(22) JONES, Nicole	(9) HOUSERIGHT, M.
01/04/99	7:00 p.m.	* DAYTON	76-59	W	1,487	(22) WILLIAMS, Tere	(9) WITHERSPOON, L. (9) WILLIAMS, Tere
01/08/99	7:05 p.m.	* at Duquesne	80-69	W	562	(22) WETZEL, Amy	(8) SEAVER, Kim
01/10/99	11:00 a.m.	* at G. Washington	74-65	W	3,015	(18) WILLIAMS, Tere	(14) WILLIAMS, Tere
01/15/99	7:00 p.m.	* at St. Bonaventure	87-64	W	311	(17) WETZEL, Amy	(6) JONES, Nicole
01/22/99	7:00 p.m.	* ST. JOSEPH'S	65-56	W	8,373	(19) O'CONNOR, Katie	(9) WILLIAMS, Tere
01/24/99	2:00 p.m.	* TEMPLE	89-69	W	5,370	(24) HOUSERIGHT, M.	(9) WETZEL, Amy (9) WILLIAMS, Tere
01/29/99	7:00 p.m.	* at Xavier	67-71	L	1,080	(15) WILLIAMS, Tere	(10) WILLIAMS, Tere
01/31/99	2:00 p.m.	* at Dayton	68-60	W	507	(18) WILLIAMS, Tere	(7) WILLIAMS, Tere
02/05/99	7:00 p.m.	* XAVIER	61-60	W	9,724	(15) WETZEL, Amy	(8) WETZEL, Amy
02/07/99	2:00 p.m.	* LA SALLE	62-35	W	7,043	(12) HOUSERIGHT, M.	(8) HOUSERIGHT, M.
02/12/99	7:00 p.m.	* at Massachusetts	67-51	W	1,179	(19) WITHERSPOON, L.	(8) WETZEL, Amy
02/14/99	12:00 p.m.	* at Rhode Island	64-62	W	797	(21) JONES, Nicole	(8) WILLIAMS, Tere
02/18/99	7:00 p.m.	* at La Salle	70-57	W	344	(18) WILLIAMS, Tere	(8) WILLIAMS, Tere
02/21/99	12:05 p.m.	* G. WASHINGTON	66-64	W	8,079	(20) WILLIAMS, Tere (5) WILLIAMS, Tere	(5) O'CONNOR, Katie
02/27/99	12:00 p.m.	% vs Dayton	(3OT) 73-72	W		(22) WETZEL, Amy	(12) HOUSERIGHT, M.
02/28/99	6:00 p.m.	% vs Xavier	79-86	L		(28) WETZEL, Amy	(9) WILLIAMS, Tere
03/13/99	6:30 p.m.	@ SAINT PETER'S	73-48	W	10,052	(21) HOUSERIGHT, M.	(6) HOUSERIGHT, M. (6) WILLIAMS, Tere
03/15/99	9:07 p.m.	@ AUBURN	76-61	W	9,812	(18) WETZEL, Amy	(8) WILLIAMS, Tere
03/20/99	2:00 p.m.	@ vs Tennessee	52-68	L	13,204	(13) HOUSERIGHT, M.	(8) HOUSERIGHT, M.

- Diamond Club Classic
 * - Atlantic 10 Conference game
 % - Atlantic 10 Championships
 @ - NCAA Championships

1998-99 Records by Site

	OVERALL	HOME	AWAY	NEUTRAL
ALL GAMES	(28-3)	(15-0)	(12-1)	(1-2)
CONFERENCE	(15-1)	(8-0)	(7-1)	(0-0)
NON-CONFERENCE	(13-2)	(7-0)	(5-0)	(1-2)

Attendance Summary

	TOTALS	AVG/GAME
HOME	78,312	5,221
AWAY	15,858	1,220
NEUTRAL	13,204	4,401
TOTAL	107,374	3,464

**Tech was
 15-0 at home
 last season
 and averaged
 5,221 fans per
 game at Cassell.**




1998-99 Statistics

No.	Player	GP	GS	MIN	AVG	FG	FGA	PCT	3-Pointers			FT	FTA	PCT	Rebounds				PF	FO	A	TO	BLK	ST	PTS	AVG			
									FG	FGA	PCT				OFF	DEF	TOT	AVG											
10	WITHERSPOON, L.	30	30	1092	36.4	52	135	.385	13	44	.295	37	60	.617	9	70	79	2.6	68	0	246	126	7	86	154	5.1			
	<i>Conference only</i>	16	16	598	37.4	36	80	.450	12	30	.400	17	31	.548	2	38	40	2.5	33	0	135	61	3	42	101	6.3			
12	OWINGS, Mollie	17	0	122	7.2	11	31	.355	2	8	.250	8	12	.667	10	18	28	1.6	18	0	5	17	2	8	32	1.9			
	<i>Conference only</i>	9	0	56	6.2	4	12	.333	1	3	.333	6	8	.750	6	6	12	1.3	9	0	3	5	1	4	15	1.7			
14	HOUSERIGHT, M.	31	11	669	21.6	118	243	.486	1	2	.500	66	88	.750	52	88	140	4.5	54	1	30	47	7	46	303	9.8			
	<i>Conference only</i>	16	4	298	18.6	51	124	.411	0	1	.000	25	36	.694	26	35	61	3.8	18	0	12	20	0	23	127	7.9			
20	ALBERTSSON, M.	31	3	583	8.8	61	177	.345	31	99	.313	17	27	.630	19	44	63	2.0	59	0	27	39	7	18	170	5.5			
	<i>Conference only</i>	16	2	304	19.0	30	86	.349	17	52	.327	10	17	.588	7	22	29	1.8	27	0	10	20	1	10	87	5.4			
23	WETZEL, Amy	30	29	1032	34.4	127	307	.414	25	65	.385	153	203	.754	50	117	167	5.6	69	0	84	92	3	55	432	14.4			
	<i>Conference only</i>	15	14	516	34.4	55	152	.362	9	30	.300	75	106	.708	25	61	86	5.7	36	0	41	48	2	26	194	12.9			
25	SEAVER, Kim	23	8	331	14.4	55	110	.500	0	0	.000	25	39	.641	27	49	76	3.3	51	3	5	24	23	8	135	5.9			
	<i>Conference only</i>	11	3	124	11.3	15	35	.429	0	0	.000	4	6	.667	12	14	26	2.4	18	1	2	6	5	2	34	3.1			
30	HICKS, Sarah	0	0	0	0.0	0	0	.000	0	0	.000	0	0	.000	0	0	0	0.0	0	0	0	0	0	0	0	0.0			
	<i>Conference only</i>	0	0	0	0.0	0	0	.000	0	0	.000	0	0	.000	0	0	0	0.0	0	0	0	0	0	0	0	0.0			
31	JONES, Nicole	31	15	616	19.9	87	144	.604	0	0	.000	51	93	.548	50	73	123	4.0	53	2	15	51	9	29	225	7.3			
	<i>Conference only</i>	16	10	372	23.3	61	98	.622	0	0	.000	36	62	.581	35	44	79	4.9	27	1	9	31	8	18	158	9.9			
32	DRINKA, Kelly	16	1	78	4.9	5	9	.556	0	0	.000	7	7	1.00	5	2	7	0.4	9	0	3	6	1	1	17	1.1			
	<i>Conference only</i>	8	1	38	4.8	4	6	.667	0	0	.000	5	5	1.00	4	2	6	0.8	5	0	3	3	1	1	13	1.6			
33	O'CONNOR, Katie	31	31	863	27.8	115	253	.455	7	15	.467	46	64	.719	20	51	71	2.3	63	2	50	53	5	12	283	9.1			
	<i>Conference only</i>	16	16	425	26.6	60	126	.476	2	4	.500	22	29	.759	12	33	45	2.8	34	2	17	27	2	8	144	9.0			
35	LEMONS, Missy	13	0	67	5.2	5	13	.385	4	11	.364	1	5	.200	1	7	8	0.6	11	0	0	7	2	2	15	1.2			
	<i>Conference only</i>	4	0	21	5.3	1	3	.333	1	2	.500	1	2	.500	0	5	5	1.3	4	0	0	1	2	0	4	1.0			
40	WILLIAMS, Tere	30	29	822	27.4	192	319	.602	0	0	.000	84	113	.743	67	154	221	7.4	81	1	27	66	22	29	468	15.6			
	<i>Conference only</i>	16	15	448	28.0	107	177	.605	0	0	.000	50	65	.769	37	86	123	7.7	42	0	13	45	11	14	264	16.5			
42	HUNTER, Meg	0	0	0	0.0	0	0	.000	0	0	.000	0	0	.000	0	0	0	0.0	0	0	0	0	0	0	0	0.0			
	<i>Conference only</i>	0	0	0	0.0	0	0	.000	0	0	.000	0	0	.000	0	0	0	0.0	0	0	0	0	0	0	0	0.0			
TEAM REBOUNDS														50	60	110	15												
Virginia Tech		31		6275	828	1741	.476	83	244	.340	495	711	.696	360	733	1093	35.3	536	9	492	543	88	294	2234	72.1				
<i>Conference Only</i>		16		3200	424	899	.472	42	122	.344	251	367	.684	189	374	563	35.2	253	4	245	275	36	148	1141	71.3				
Opponents		31		6275	724	1750	.414	86	302	.285	333	516	.645	374	657	1031	33.3	607		350	637	115	243	1867	60.2				
<i>Conference Only</i>		16		3200	380	875	.434	45	144	.313	158	237	.667	164	342	506	31.6	311		181	328	54	115	963	60.2				

SCORE BY PERIODS:	1st	2nd	OT1	OT2	OT3	TOTAL
Opponents	860	982	11	7	7	1867
Virginia Tech	1055	1158	11	7	8	2239

DEADBALL REBOUNDS:	OFF	DEF	TOTAL
Opponents	85	16	101
Virginia Tech	101	13	114



The 1998-99 Hokies finished the season 28-3.

1998-99 Atlantic 10 Standings

East Division

Team	Atlantic 10	Overall
St. Joseph's %	14-2	24-9
Massachusetts	11-5	16-14
Fordham	5-11	9-18
Temple	4-12	8-19
St. Bonaventure	4-12	10-17
Rhode Island	1-15	5-22

West Division

Team	Atlantic 10	Overall
Virginia Tech *	15-1	28-3
George Washington	12-4	19-9
Xavier #	11-5	24-9
Duquesne	7-9	15-13
Dayton	6-10	11-17
La Salle	6-10	14-14




The 1998-99 Hokies really came together as a team en route to a 28-3 overall record, a 15-1 conference mark and an Atlantic 10 regular season championship.

% Atlantic 10 Champions

* NCAA at-large bid, division regular-season champion

NCAA at-large bid



As a sophomore, forward Tere Williams earned first-team All-Atlantic 10 Conference honors in 1998-99.

1998-99 Conference Honors

First Team All-Atlantic 10

Elisa Aguilar — George Washington
 Noelia Gomez * — George Washington
 Nikki Kremer — Xavier
 Hilary Waltman — St. Bonaventure
 Tere Williams * — Virginia Tech
 * unanimous selection

Third Team All-Atlantic 10

LynnDee Howell — Duquesne
 Amber Jansen — Rhode Island
 Nicole Levandusky — Xavier
 Angela Zampella — St. Joseph's
 Jen Zenszer — La Salle

All-Academic Team

Kelly Eberhardt — Duquesne
 LynnDee Howell — Duquesne
 Amber Jansen — Rhode Island
 Nikki Kremer — Xavier
 Amy Wetzel — Virginia Tech
 Lisa Witherspoon - Virginia Tech

Conference Honorees

Coach of the Year — Bonnie Henrickson (Virginia Tech)
 Player of the Year — Noelia Gomez (George Washington)
 Defensive Player of the Year — Lisa Witherspoon (Virginia Tech)
 Most Improved Player — Katie O'Connor (Virginia Tech)
 Sixth Player of the Year — Michelle Houseright (Virginia Tech)
 Rookie of the Year — Susan Moran (St. Joseph's)

Second Team All-Atlantic 10

Tez Kraft — Massachusetts
 Susan Moran — St. Joseph's
 Jen Phillips — Xavier
 Amy Wetzel — Virginia Tech
 Lisa Witherspoon — Virginia Tech

All-Rookie Team

Katie Griggs — Xavier
 Nicole Jones — Virginia Tech
 Susan Moran — St. Joseph's
 Sarah Schloss — Dayton
 Nekole Smith — Massachusetts

All-Championship Team

Melissa Coursey (MVP) — St. Joseph's
 Amy Wetzel — Virginia Tech
 Nikki Kremer — Xavier
 Nicole Levandusky — Xavier
 Susan Moran — St. Joseph's

Opponents



Playing in the preseason WNIT, national runner-up Duke visiting Blacksburg, and a trip to Oregon are nice additions to the Hokies' schedule this season which features fierce in-state rivals and the always-tough Atlantic 10 Conference foes.

TECH OPPONENTS



Appalachian State

M O U N T A I N E E R S

November 30 • Blacksburg, Va.

Location: Boone, North Carolina
 Founded: 1899
 Enrollment: 12,500
 Colors: Black & Gold
 Conference: Southern Conference
 President: Dr. Francis T. Borowski
 Athletic Director: Roachel Laney
 Home Court (cap.): Varsity Gymnasium (8,000)
 1998-99 Record: 14-15
 1998-99 Conference Record/Finish: 7-10/Sixth
 1998-99 Postseason Appearance: None
 Head Coach (Alma Mater, Yr.): Barbie Breedlove (Springfield, '79)
 Coach's Career Record (Yrs.): 23-32 (2 Years)
 Coach's School Record (Yrs.): 23-32 (2 Years)
 Coach's Office Phone: (828) 262-3080
 Best Time To Reach Coach: Mornings
 Assistant Coaches: Libya Rentz, Angela Crosby, Latrice McLin
 Series Record with VT: VT leads 10-4
 Top Honors Candidates: Noel Dolan, Jamie Gagliano
 Sports Information Phone: (828) 262-2268
 Sports Information Director: Bill Dyer
 Women's Basketball Contact: Kelby Siler
 E-mail: N/A
 Website: www.appstate.edu
 Sports Information Fax: (828) 262-6106
 Press Row Phone: (828) 262-7060
 Lettermen Returning/Lost: 9/2
 Starters Returning/Lost: 4/1
 Top Returner: Noel Dolan

Schedule

NOV.: 13 - Asheville Rage; 19-20 - at Felpausch/Michigan State Holiday Classic; 23 - UNC Charlotte; 30 - at Virginia Tech; DEC.: 4 - at Radford; 6 - at UNC Asheville; 8 - East Carolina; 20 - Campbell; 28 - Western Carolina; 31 - at Chattanooga; JAN.: 2 - at Navy; 5 at UNC Greensboro; 8 - Georgia Southern; 11 - at Furman; 15 - at East Tennessee State; 18 - Davidson; 22 - College of Charleston; 24 - Wofford; 20 at Western Carolina; 31 Chattanooga; FEB.: 5 UNC Greensboro; 8 - at Georgia Southern; 12 - Furman; 14 - East Tennessee State; 19 - at Davidson; 21 - at College of Charleston; 26 - at Wofford.



Coach Barbie Breedlove



Noel Dolan



Bowling Green

F A L C O N S

(Possible opponent — Hokie Hardwood Classic)
 December 30 • Blacksburg, Va.

Location: Bowling Green, Ohio
 Founded: 1910
 Enrollment: 17,600
 Colors: Orange & Brown
 Conference: Mid American Conference (MAC)
 President: Dr. Sidney A. Ribeau
 Athletic Director: Paul Krebs
 Home Court (cap.): Anderson Arena
 1998-99 Record: 13-14
 1998-99 Conference Record/Finish: 9-7/Third in East Division
 1998-99 Postseason Appearance: None
 Head Coach (Alma Mater, Yr.): Deanne Knoblauch
 Coach's Career Record (Yrs.): 195-133 (12 Years)
 Coach's School Record (Yrs.): 13-14 (1 Year)
 Coach's Office Phone: (419) 372-2255
 Best Time To Reach Coach: Contact SID
 Assistant Coaches: Michelle Bohan, Suzy Venet
 Series Record with VT: First meeting
 Top Honors Candidate: Sherry Kahle
 Sports Information Phone: (419) 372-0474
 Sports Information Director: Steve Barr
 Women's Basketball Contact: Mike Cihon
 E-mail: mjcihon@bgnnet.bgsu.edu
 Website: www.bgsu.edu/offices/athletics
 Sports Information Fax: (419) 372-6015
 Press Row Phone: (419) 372-7131
 Lettermen Returning/Lost: 5/9
 Starters Returning/Lost: 2/3
 Top Returners: Sherry Kahle, Jaymee Wappes

Schedule

NOV.: 15 - Ohio All -Stars; 20 - at Youngstown State; 22 St. Bonaventure; 26-27 - at Montana State Tournament; DEC.: 1 - at Xavier; 4 - at Ohio State; 11 - at Detroit; 20 - Washington State; 29-30 - at Virginia Tech Tournament; JAN.: 2 - at Toledo; 5 - Miami; 8 - at Buffalo; 15 - at Ohio; 19 - at Western Michigan; 22 - Eastern Michigan; 26 - at Akron; 29 - Kent; FEB.: 2 - at Marshall; 9 - at Northern Illinois; 12 - Ball State; 16 - Central Michigan; 19 - at Miami; 23 - Toledo; 26 - Buffalo; 29 - Ohio; March: 3-6 - MAC Tournament.



Coach Dee Knoblauch



Jaymee Wappes



Dayton

F L Y E R S

January 28 • Blacksburg, Va.
 February 27 • at Dayton, Ohio

Location: Dayton, Ohio
 Founded: 1850
 Enrollment: 6,300
 Colors: Red & Blue
 Conference: Atlantic 10
 President: Br. Raymond L. Fitz, S.M., Ph.D.
 Athletic Director: Ted Kissell
 Home Court (cap.): University of Dayton Arena (13,455)
 1998-99 Record: 11-17
 1998-99 Conference Record/Finish: 6-10/Tied 5th in West
 1998-99 Postseason Appearance: None
 Head Coach (Alma Mater, Yr.): Jaci Clark (Wisconsin-Milwaukee, '84)
 Coach's Career Record (Yrs.): 146-82 (8 Years)
 Coach's School Record (Yrs.): 11-17 (1 Year)
 Coach's Office Phone: (937) 229-4447
 Best Time To Reach Coach: Contact SID
 Assistant Coaches: Ellen McGrew, Tammy Shain, La Tasha McDowell
 Series Record with VT: VT leads 10-1
 Top Honors Candidates: Raelynn McIntosh, Sarah Schloss, Christi Heeter
 Sports Information Phone: (937) 229-4460
 Director of Sports Publicity and Technology: Doug Hauschild
 Women's Basketball Contact: Jennifer Marshall
 E-mail: schneide@yar.udayton.edu
 Website: www.daytonflyers.com
 Sports Information Fax: (937) 229-4461
 Press Row Phone: (937) 449-2855
 Lettermen Returning/Lost: 7/6
 Starters Returning/Lost: 5/2
 Top Returner: Raelynn McIntosh

Schedule

NOV.: 6 - Kentucky Crusaders; 14 - Foreign Exhibition; 19 - Purdue; 20 - Wright State; 22 - Saint Louis; 26-27 - at Masry & Vittoe Classic; DEC.: 1 - Cincinnati; 4 - at Marquette; 7 - Miami (OH); 17 - at Michigan State; 21 - Xavier; 30 - at Vanderbilt; JAN.: 2 - at Loyola (IL); 7 - St. Joseph's; 9 - Temple; 14 - at Rhode Island; 16 - at Massachusetts; 20 - George Washington; 22 - La Salle; 28 - at Virginia Tech; 30 - at Duquesne; FEB.: 3 - at La Salle; 6 - at Xavier; 11 - Fordham; 16 - Duquesne; 20 - at St. Bonaventure; 24 - at George Washington; 27 - Virginia Tech; MARCH: - 3-6 - Atlantic 10 Tournament.



Coach Jaci Clark



Raelynn McIntosh

TECH OPPONENTS



Duke

BLUE DEVILS

December 8 • Blacksburg, Va.

Location: Durham, North Carolina
 Founded: 1838
 Enrollment: 6,207
 Colors: Royal Blue & White
 Conference: Atlantic Coast Conference
 President: Dr. Nannerl O. Keohane
 Athletic Director: Joe Allewa
 Home Court (cap.): Cameron Indoor Stadium (9,314)
 1998-99 Record: 29-7
 1998-99 Conference Record/Finish: 15-1/First
 1998-99 Postseason Appearance: NCAA
 Championship Game
 Head Coach (Alma Mater, Yr.): Gail Goestenkors
 (Saginaw Valley State, '85)
 Coach's Career Record (Yrs.): 148-68 (7 Years)
 Coach's School Record (Yrs.): 148-68 (7 Years)
 Coach's Office Phone: (919) 613-7548
 Best Time To Reach Coach: Contact SID
 Assistant Coaches: Gale Valley, Joanne Boyle,
 Shonta Tabourn
 Series Record with VT: Series tied 2-2
 Top Honors Candidates: Peppi Brown and Georgia Schweitzer
 Sports Information Phone: (919) 684-2633
 Sports Information Director: Tom Kosempa
 Women's Basketball Contact: Joanna Sparkman
 E-mail: spark@acpub.duke.edu
 Web Page for Women's Basketball: www.goduke.com
 Sports Information Fax: (919) 684-2489
 Press Row Phone: (919) 684-6186
 Lettermen Returning/Lost: 7/6
 Starters Returning/Lost: 2/3
 Top Returners: Peppi Browne, Georgia Schweitzer

Schedule

NOV.: 6 - Russian National Team; 10 - U.S. National Team; 15 - UNC Greensboro; 17-22 - Preseason WNIT; 24 - Vanderbilt; 27-28 - Duke Ronald McDonald Classic; DEC.: 2 - Elon; 5 - Virginia; 8 - at Virginia Tech; 11 - at Seton Hall; 20-21 - at Bahamas Sun Splash Shootout; 28 - George Mason; 30 - Georgetown; JAN.: 3 - at Maryland; 9 - at Georgia Tech; 13 - Wake Forest; 16 - Clemson; 20 - at N.C.State; 24 - at Florida State; 27 - North Carolina; 30 - at Virginia; FEB.: 3 - Maryland; 11 - Georgia Tech; 14 - at Wake Forest; 17 - N.C. State; 21 - at Clemson; 24 - Florida State; 27 - at North Carolina; MARCH 2-5 - ACC Tournament.



Coach Gail Goestenkors



Peppi Browne



Duquesne

D U K E S

December 5 • Blacksburg, Va.
 February 20 • at Pittsburgh, Pa.

Location: Pittsburgh, Pennsylvania
 Founded: 1878
 Enrollment: 9,700
 Colors: Red & Blue
 Conference: Atlantic 10
 President: Dr. John E. Murray, Jr.
 Athletic Director: Brian Colleary
 Home Court (cap.): A.J. Palumbo Center (6,200)
 1998-99 Record: 15-13
 1998-99 Conference Record/Finish: 7-9/Fourth-West
 1998-99 Postseason Appearance: None
 Head Coach (Alma Mater, Yr.): Dan Durkin
 (Mount St. Mary's, '75)
 Coach's Career Record (Yrs.): 78-86 (6 Years)
 Coach's School Record (Yrs.): 78-86 (6 Years)
 Coach's Office Phone: (412) 396-5126
 Best Time To Reach Coach: Contact SID
 Assistant Coaches: Jill Poe, Alvis Rogers
 Series Record with VT: VT leads 5-3
 Top Honors Candidates: LynnDee Howell, Gina Naccarato
 Sports Information Phone: (412) 396-6560
 Sports Information Director: Dave Saba
 Women's Basketball Contact: Michelle Lukacsko
 E-mail: lukacsko@duq.edu
 Website: duathletics@duq.edu
 Sports Information Fax: (412) 396-6210
 Press Row Phone: (412) 396-4925
 Lettermen Returning/Lost: 6/7
 Starters Returning/Lost: 1/4
 Top Returners: LynnDee Howell, Gina Naccarato

Schedule

NOV.: 9 - Lativa Select; 20 - at Cleveland State; 24 - Illinois; 28 - Robert Morris; DEC.: 1 - at Marshall; 5 - at Virginia Tech; 8 - St. Francis (PA); 11 - at George Mason; 20 - at Detroit; 30 - Toledo; JAN.: 1 - at Pitt; 3 - Texas PanAmerican; 6 - at George Washington; 12 - La Salle; 16 - St. Bonaventure; 21 - at St. Joseph's; 23 - at Temple; 28 - Xavier; 30 - Dayton; FEB.: 4 - at Fordham; 6 - at La Salle; 8 - Tulsa; 11 - Massachusetts; 13 - Rhode Island; 16 - at Dayton; 20 - Virginia Tech; 24 - at Xavier; 27 - George Washington; MARCH: 3-6 - at Atlantic 10 Tournament.



Coach Dan Durkin



LynnDee Howell



Fordham


R A M S

February 6 • at Bronx, N.Y.

Location: Bronx, New York
 Founded: 1841
 Enrollment: 6,358
 Colors: Maroon & White
 Conference: Atlantic 10
 President: Rev. Joseph A. O'Hare, S.J.
 Athletic Director: Frank McLaughlin
 Home Court (cap.): Rose Hill Gym (3,470)
 1998-99 Record: 9-18
 1998-99 Conference Record/Finish: 5-11/Third in East
 1998-99 Postseason Appearance: None
 Head Coach (Alma Mater, Yr.): Kevin Morris
 (Scranton, '86)
 Coach's Career Record (Yrs.): 75-92 (6 Years)
 Coach's School Record (Yrs.): 75-92 (6 Years)
 Coach's Office Phone: (718) 817-4270
 Best Time To Reach Coach: Mornings
 Assistant Coaches: Kate Abramovitch, Heather Kirk,
 Sonya Wilson
 Series Record with VT: VT leads 6-0
 Top Honors Candidate: Maureen Garvey
 Sports Information Phone: (718) 817-4240
 Sports Information Director: Joe DiBari
 Women's Basketball Contact: Cathy Cryan
 E-mail: cryan@murray.fordham.edu
 Website: http://www.fordham.edu
 Sports Information Fax: (718) 817-4244
 Press Row Phone: (718) 817-4236
 Lettermen Returning/Lost: 8/4
 Starters Returning/Lost: 2/3
 Top Returner: Maureen Garvey

Schedule

NOV.: 5 - Exhibition; 19 - at Manhattan; 22 - at Iona; 27-28 - at First Tennessee Tournament; 30 - Holy Cross; DEC.: 4 - St. Bonaventure; 7 - at Marist; 9 - at St. Francis; 16 - Texas; 18 - St. Peter's; 20 - Wagner; 29 - at Hofstra; Jan.: 6 - at St. Bonaventure; 9 - Rhode Island; 13 - at Temple; 15 - at St. Joseph's; 20 - Massachusetts; 23 - at Rhode Island; FEB.: 4 - Duquesne; 6 - Virginia Tech; 11 - at Dayton; 13 - Fordham; 17 - St. Joseph's; 20 - Temple; 24 - at Massachusetts; 27 - LaSalle; MARCH 3-6 Atlantic 10 Tournament.




Coach Kevin Morris



Maureen Garvey

TECH OPPONENTS



George Washington

COLONIALS

January 9 • Blacksburg, Va.
February 2 • at Washington, D.C.

Location: Washington, D.C.
Founded: 1821
Enrollment: 19,481
Colors: Buff & Blue
Conference: Atlantic 10
President: Stephen Joel Trachtenberg
Athletic Director: Jack Kvacnz
Home Court (cap.): Charles E. Smith Center (5,000)
1998-99 Record: 19-9
1998-99 Conference Record/Finish: 12-4/2nd in West
1998-99 Postseason Appearance: None
Head Coach (Alma Mater, Yr.): Joe McKeown
Coach's Career Record (Yrs.): 292-105 (13 Years)
Coach's School Record (Yrs.): 224-85 (10 Years)
Coach's Office Phone: (202) 994-2714
Best Time To Reach Coach: Contact SID
Assistant Coaches: Kara McVey, Kathy Wilson, Tori Harrison
Series Record with VT: Series tied 8-8
Top Honors Candidate: Elisa Aguilar
Sports Information Phone: (202) 994-8604
Sports Information Director: Brad Bower
Women's Basketball Contact: Chris Stockton
E-mail: stockton@gwu.edu
Website: <http://www.gwu.edu/~gwsports>
Sports Information Fax: (202) 994-2713
Press Row Phone: (202) 994-1776
Lettermen Returning/Lost: 8/6
Starters Returning/Lost: 3/2
Top Returner: Elisa Aguilar

Schedule

NOV.: 2 - Russian Select Team; 4 - Vologda Russia; 19 - at Vanderbilt; 22 - Howard; 26-27 - at Southern Methodist Tournament; DEC.: 4 - Rutgers; 7 - Albany; 11 - at La Salle; 13 - Villanova; 20 - Santa Clara; 28 - Maryland-Eastern Shore; 30 - Seton Hall; JAN.: 3 - at Arkansas; 9 - at Virginia Tech; 16 - Temple; 20 - at Dayton; 22 - at Xavier; 27 - LaSalle; 30 - Fordham; FEB.: 2 - Virginia Tech; 6 - St Joseph's; 11 - at Rhode Island; 13 - at St. Bonaventure; 17 - at Massachusetts; 20 - Xavier; 24 - Dayton; 27 - at Duquesne; MARCH: 3-6 - Atlantic 10 Tournament.



Coach Joe McKeown



Elisa Aguilar



Hampton

LADY PIRATES

(Hokie Hardwood Classic)
December 29 • Blacksburg, Va.

Location: Hampton, Virginia
Founded: 1868
Enrollment: 5,705
Colors: Royal Blue & White
Conference: MEAC
President: Dr. William R. Harvey
Athletic Director: Dr. Dennis E. Thomas
Home Court (cap.): Hampton Convocation Center (7,200)
1998-99 Record: 18-10
1998-99 Conference Record/Finish: 14-4/First
1998-99 Postseason Appearance: None
Head Coach (Alma Mater, Yr.): Patricia Bibbs (Grambling State, 72)
Coach's Career Record (Yrs.): 284-141 (15 Years)
Coach's School Record (Yrs.): 40-17 (2 Years)
Coach's Office Phone: (757) 728-6818
Best Time To Reach Coach: Contact SID
Assistant Coaches: Rich Pagan
Series Record with VT: VT leads 1-0
Top Honors Candidate: Felicia Bryant
Sports Information Phone: (757) 727-5757
Sports Information Director: Leeounte Conaway
Women's Basketball Contact: Dionne Reding
E-mail: dreddinghu@usa.net
Website: <http://www.hampton.edu>
Sports Information Fax: (757) 727-5813
Press Row Phone: (757) 727-6842
Lettermen Returning/Lost: 5/2
Starters Returning/Lost: 4/1
Top Returner: Felicia Bryant

Schedule

NOV.: 4 - M.I. Express; 11 - WBL All Stars; 19 - Old Dominion University; 21 - at Tennessee Martin; 30 - at Bucknell; DEC.: 6 - Norfolk State; 8 - at University of Georgia; 11 - Pittsburgh; 19 - at St. John's; 22 - at St. Louis; 29-30 - at Hokie Hardwood Classic; JAN.: 3 - North Carolina A&T; 5 - South Carolina State; 10 - at Maryland Eastern Shore; 15 - Howard University; 17 - Delaware State; 22 - at Coppin State; 24 - Morgan State; 29 - at Bethune-Cookman; 31 - at Florida A&M; FEB.: 5 - at South Carolina State; 7 - at North Carolina A&T; 14 - Maryland Eastern Shore; 19 - at Howard University; 21 - at Delaware State; 26 - at Norfolk State; MARCH: 2 - Bethune-Cookman; 4 - Florida A&M; 6-11 - MEAC Tournament



Coach Patricia Bibbs



Felicia Bryant

Howard

LADY BISON

(Possible opponent — Pepsi Shootout)
November 27 • at Eugene, Ore.

Location: Washington, D.C.
Founded: 1867
Enrollment: 11,000
Colors: Blue, White and Red
Conference: Mid-Eastern Athletic Conference
President: H. Patrick Swygert
Athletic Director: Hank Ford
Home Court (cap.): Burr Gymnasium (2,700)
1998-99 Record: 16-12
1998-99 Conference Record/Finish: 12-6/Third Place
1998-99 Postseason Appearance: none
Head Coach (Alma Mater, Yr.): Sanya Tyler (Howard, '80)
Coach's Career Record (Yrs.): 279-256 (19 Years)
Coach's School Record (Yrs.): 279-256 (19 Years)
Coach's Office Phone: (202) 806-7148
Best Time To Reach Coach: weekdays, 10 a.m.-2 p.m.
Assistant Coaches: Linda Spencer and Jeff Williams
Series Record with VT: Tech leads 2-0
Top Honors Candidate: Yetta Enobakhare
Sports Information Phone: (202) 806-7184/88
Women's Basketball Contact: Edward Hill, Jr.
Sports Information Fax: (202) 806-9595
Press Row Phone: (202) 806-7159
Lettermen Returning/Lost: 10/3
Starters Returning/Lost: 4/1
Top Returners: Yetta Enobakhare, Regan Carter

Schedule

NOV.: 22 - at George Washington; 26-27 - at University of Oregon Pepsi Shootout; DEC.: 1 - at Towson; 3-4 - at Brown University Classic; 6 - at Delaware State; 8 - at University of Maryland; 18 - at William and Mary; 29 - at James Madison; JAN.: 3 - at Morgan State; 5 - at Coppin State; 8 - North Carolina A&T; 10 - South Carolina State; 12 - University of Maryland Eastern Shore; 15 - at Hampton University; 17 - at Norfolk State University; 22 - at Bethune-Cookman College; 24 - Florida A&M University; 31 - at University of Maryland Eastern Shore; FEB.: 5 - Coppin State College; 7 - Morgan State University; 12 - at North Carolina A&T; 14 - at South Carolina State; 19 - Hampton University; 26 - Delaware State.

TECH OPPONENTS



James Madison

D U K E S

December 2 • at Harrisonburg, Va.

Location: Harrisonburg, Virginia
 Founded: 1908
 Enrollment: 35,000
 Colors: Purple & Gold
 Conference: Colonial Athletic Association
 President: Dr. Linwood H. Rose
 Athletic Director: Jeff Bourne
 Home Court (cap.): JMU Convocation Center (7,156)
 1998-99 Record: 11-20
 1998-99 Conference Record/Finish: 4-12/Tied 8th
 1998-99 Postseason Appearance: None
 Head Coach (Alma Mater, Yr.): Bud Childers
 (Charleston Southern, '79)
 Coach's Career Record (Yrs.): 277-195 (16 Years)
 Coach's School Record (Yrs.): 28-31 (2 Years)
 Coach's Office Phone: Contact SID
 Best Time To Reach Coach: Contact SID
 Assistant Coaches: Sharon Versyp, Russell Sarfaty,
 Dana Smith
 Series Record with VT: Series tied 15-15
 Top Honors Candidate: Kish Jordan
 Sports Information Phone: (540) 568-6154
 Sports Information Director: Gary Michael
 Women's Basketball Contact: Milla Sue Wisecarver
 E-mail: wisecams@jmu.edu
 Website: www.jmu.edu/athletics
 Sports Information Fax: (540) 568-3703
 Press Row Phone: (540) 568-6710
 Lettermen Returning/Lost: 6/8
 Starters Returning/Lost: 2/3
 Top Returner: Kish Jordan

Schedule

NOV.: 5 - exhibition; 19 - Wagner; 23 - Murray State;
 26-27 - at DePaul Moran Realty Classic; DEC.: 2
 Virginia Tech; 5 - at Rhode Island; 11 - at St. Francis
 (Pa.); 19 - Coppin State; 22 - Maryland-Baltimore
 County; 29 - Howard; JAN.: 2 - Rider; 7 - East
 Carolina; 9 - at Richmond; 14 - George Mason; 16 -
 at Old Dominion; 21 - at Virginia Commonwealth; 23
 - at William & Mary; 30 - North Carolina; FEB.:
 Richmond; 6 - Virginia Commonwealth; 11 - at East
 Carolina; 13 - at North Carolina Wilmington; 18 -
 American; 20 - William & Mary; 25 Old Dominion;
 MARCH: 1 - at George Mason; 5 - at American; 8-11
 - CAA Championship.



Coach Bud Childers



Kish Jordan



La Salle

E X P L O R E R S

January 16 • at Philadelphia, Pa.
 February 24 • Blacksburg, Va.

Location: Philadelphia, Pennsylvania
 Founded: 1863
 Enrollment: 3,000
 Colors: Blue & Gold
 Conference: Atlantic 10
 President: Br. Michael J. McGinniss, F.S.C.
 Athletic Director: Dr. Tom Brennan
 Home Court (cap.): Tom Goal Arena (4,000)
 1998-99 Record: 14-14
 1998-99 Conference Record/Finish: 6-10/Tied 5th
 1998-99 Postseason Appearance: None
 Head Coach (Alma Mater, Yr.): John Miller
 (St. Charles Seminary, '69)
 Coach's Career Record (Yrs.): 254-123 (13 Years)
 Coach's School Record (Yrs.): 254-123 (13 Years)
 Coach's Office Phone: (215) 951-1525/1555
 Best Time To Reach Coach: Noon-2:30 p.m.
 Assistant Coaches: Tom Lochner, Chrissie Donahue,
 Margit Rinke
 Series Record with VT: VT leads 5-4
 Top Honors Candidate: Jen Zenszer
 Sports Information Phone: (215) 951-1513
 Sports Information Director: N/A
 Women's Basketball Contact: N/A
 E-mail: N/A
 Web Page for Women's Basketball: N/A
 Sports Information Fax: (215) 951-1694
 Press Row Phone: (215) 438-5158
 Lettermen Returning/Lost: 10/1
 Starters Returning/Lost: 5/0
 Top Returner: Jen Zenszer

Schedule

NOV.: 7 - Legacy AAU (Exhibition); 11 - Foreign
 Team (Exhibition); 20 - at Rider; 23 - Pennsylvania;
 28 - at Drexel; DEC.: 1 - Villanova; 3-4 - ECAC
 Tournament; 8 - Penn State; 11 - George
 Washington; 20 - at Fairleigh Dickinson; 22 - at
 Boston College; 29-30 - La Salle Invitational
 Tournament; JAN.: 6 - Massachusetts; 12 - at
 Duquesne; 16 - Virginia Tech; 20 - at Xavier; 22 - at
 Dayton; 27 - at George Washington; 30 - St.
 Bonaventure; FEB.: 3 - Dayton; 6 - Duquesne; 10 - at
 St. Joseph's; 12 - at Temple; 18 - Xavier; 20 - Rhode
 Island; 24 - at Virginia Tech; 27 - at Fordham;
 MARCH 3-6 - at Atlantic 10 Tournament.



Coach John Miller



Jen Zenszer



Liberty

L A D Y F L A M E S

(Preseason WNIT)
 November 15 • Blacksburg, Va.

Location: Lynchburg, Virginia
 Founded: 1971
 Enrollment: 8,500
 Colors: Red, White & Blue
 Conference: Big South
 President: Dr. John M. Borek, Jr.
 Athletic Director: Kim Graham
 Home Court (cap.): Vines Center (9,000)
 1998-99 Record: 21-8
 1998-99 Conference Record/Finish: 9-1/First
 1998-99 Postseason Appearance: NCAA Tournament
 Head Coach (Alma Mater, Yr.): Carey Green
 (Coastal Carolina, '79)
 Coach's Career Record (Yrs.): First Year
 Coach's School Record (Yrs.): First Year
 Coach's Office Phone: (804) 582-2907
 Best Time To Reach Coach: Mornings
 Assistant Coaches: Roger Hodge, Autumn Sam, Itoro Umoh
 Series Record with VT: VT leads 5-0
 Top Honors Candidate: Elena Kisseleva
 Sports Information Phone: (804) 582-2292
 Sports Information Director: Mike Montoro
 Women's Basketball Contact: Mike Montoro
 E-mail: mmontoro@liberty.edu
 Website: http://www.liberty.edu/athletics
 Sports Information Fax: (804) 582-2076
 Press Row Phone: (804) 582-7451
 Lettermen Returning/Lost: 8/3
 Starters Returning/Lost: 4/1
 Top Returner: Elena Kisseleva

Schedule

NOV.: 5 - Basketball Travelers Exhibition; 11 -
 Australian Nationals Exhibition; 15-22 - Preseason
 NIT at Virginia Tech; 23 - North Carolina A & T; 29 -
 Campbell; DEC.: 4-5 - at Wachovia Women's
 Invitational; 7 - Boise State; 9 - East Tennessee
 State; 11 - Kentucky; 18-22 - at Sun Splash
 Shootout; 30 - Wake Forest; JAN.: 2 - at West
 Virginia; 4 - Virginia Commonwealth; 13 - High Point;
 15 - at UNC Asheville; 20 - at Winthrop; 22 - at
 Coastal Carolina; 24 - at Charleston Southern; 29 -
 at Radford; FEB.: 3 - Elon; 5 - Charleston Southern;
 7 - Coastal Carolina; 12 - UNC Asheville; 17 -
 Winthrop; 19 - at High Point; 23 - at Elon; 26 -
 Radford; MARCH: 1-3 - at Big South Tournament.



Coach Carey Green



Elena Kisseleva

TECH OPPONENTS



Massachusetts


M I N U T E W O M E N

February 13 • Blacksburg, Va.

Location: Amherst, Massachusetts
 Founded: 1863
 Enrollment: 24,100
 Colors: Maroon & White
 Conference: Atlantic 10
 President: David Scott
 Athletic Director: Bob Marcum
 Home Court (cap.): Mullins Center (9,493)
 1998-99 Record: 16-14
 1998-99 Conference Record/Finish: 11-5/2nd in East
 1998-99 Postseason Appearance: None
 Head Coach (Alma Mater, Yr.): Joanie O'Brien (Penn State, '86)
 Coach's Career Record (Yrs.): 121-109 (8 Years)
 Coach's School Record (Yrs.): 121-109 (8 Years)
 Coach's Office Phone: (413) 545-2726
 Best Time To Reach Coach: Through media relations
 Assistant Coach: Jill Rooney
 Series Record with VT: Massachusetts leads 3-2
 Top Honors Candidate: Tez Kraft
 Sports Information Phone: (413) 545-2439
 Sports Information Director: Mike Hardisky
 Women's Basketball Contact: Kathy Connors
 E-mail: kmc@admin.umass.edu
 Website: www.umassathletics.com
 Sports Information Fax: (413) 545-1556
 Press Row Phone: (413) 545-6139
 Lettermen Returning/Lost: 7/3
 Starters Returning/Lost: 3/2
 Top Returners: Tez Kraft, Kathy Coyner

Schedule

NOV.: 6 - Exhibition; 19 - at Clemson; 21 - at UNC Charlotte; 23 - Holy Cross; 27 - Boston College; 30 - New Hampshire; DEC.: 3-4 - at Gene Hackerman Rice Invitational; 12 - Stanford; 14 - Rhode Island; 28-29 - at Blue Sky Restaurant Group Dartmouth Women's Basketball Classic; JAN.: 2 - at Rutgers; 6 - at La Salle; 9 - St. Bonaventure; 14 - Xavier; 16 - Dayton; 20 - at Fordham; 23 - at St. Bonaventure; 27 - Temple; 29 - St. Joseph's; FEB.: 6 - at Temple; 11 - at Duquesne; 13 - at Virginia Tech; 17 - George Washington; 20 - at St. Joseph's; 24 - Fordham; 27 - at Rhode Island; MARCH: 3-6 - at Atlantic 10 Tournament.



Coach Joanie O'Brien



Kathy Coyner



North Carolina Charlotte

F O R T Y N I N E R S

*(Possible opponent — Hokie Hardwood Classic)
 December 30 • Blacksburg, Va.*

Location: Charlotte, North Carolina
 Founded: 1946
 Enrollment: 16,670
 Colors: Green & White
 Conference: Conference USA
 President: Dr. James H. Woodward
 Athletic Director: Judy Rose
 Home Court (cap.): Halton Arena (9,105)
 1998-99 Record: 6-21
 1998-99 Conference Record/Finish: 3-13 (11th)
 1998-99 Postseason Appearance: None
 Head Coach (Alma Mater, Yr.): Ed Baldwin (N.C. Central, '76)
 Coach's Career Record (Yrs.): 155-154 (11 Years)
 Coach's School Record (Yrs.): 155-154 (11 Years)
 Coach's Office Phone: Contact SID
 Best Time To Reach Coach: Contact SID
 Assistant Coaches: Ruth Watson, Tolonda Rose, Jim Karcz
 Series Record with VT: VT leads 10-8
 Top Honors Candidate: Tonya Phifer
 Sports Information Phone: (704) 510-6312
 Sports Information Director: Thomas Whitestone
 Women's Basketball Contact: Fisher Beasley
 E-mail: fbeasley@email.uncc.edu
 Website: www.uncc.edu/athletics/
 Sports Information Fax: (704) 547-4918
 Press Row Phone: (704) 547-4999
 Lettermen Returning/Lost: 10/4
 Starters Returning/Lost: 2/3
 Top Returner: Tonya Phifer

Schedule

NOV.: 6 - Exhibition; 11 - Exhibition; 19 - at South Carolina; 21 - Massachusetts; 23 - at Appalachian State; 27-28 - at Maryland Tournament; DEC.: 1 - Davidson; 4 - at East Carolina; 8 - at Xavier; 20 - at South Carolina State; 29-30 - at Virginia Tech Tournament; JAN.: 2 - at Saint Louis; 7 - at South Florida; 9 - at Houston; 14 DePaul; 16 - Marquette; 21 - at Louisville; 23 - at Cincinnati; 28 - at Southern Miss; 30 - Tulane; FEB.: Cincinnati; 6 - Louisville; 13 - Saint Louis; 18 - at Marquette; 20 - at DePaul; 25 - Memphis; 27 - UAB; MARCH 3-6 - at C-USA Championships.



Coach Ed Baldwin



Tonya Phifer



Oregon

D U C K S

*(Possible opponent — Pepsi Shootout)
 November 27 • at Eugene, Ore.*

Location: Eugene, Oregon
 Founded: 1876
 Enrollment: 17,300
 Colors: Emerald Green & Lemon Yellow
 Conference: Pacific-10
 President: Dave Frohnmayer
 Athletic Director: Bill Moos
 Home Court (cap.): McArthur Court (9,087)
 1998-99 Record: 25-6
 1998-99 Conference Record/Finish: 15-3/First Place
 1998-99 Postseason Appearance: NCAA Tournament Second Round
 Head Coach (Alma Mater, Yr.): Jody Runge (Kentucky, '85)
 Coach's Career Record (Yrs.): 120-53 (6 Years)
 Coach's School Record (Yrs.): 120-53 (6 Years)
 Coach's Office Phone: (541) 346-3392
 Best Time To Reach Coach: Weekdays, late mornings
 Assistant Coaches: Fred Litzeberger, Kristen McKnight
 Series Record with VT: First meeting
 Top Honors Candidate: Shaquala Williams
 Sports Information Phone: (541) 346-2251
 Sports Information Director: David Williford
 Women's Basketball Contact: Tommy Amico
 E-mail: tamico@oregon.uoregon.edu
 Website: www.goducks.com
 Sports Information Fax: (541) 346-5449
 Press Row Phone: (541) 346-4497
 Lettermen Returning/Lost: 10/3
 Starters Returning/Lost: 3/2
 Top Returner: Shaquala Williams

Schedule

NOV.: 21 Western Kentucky; 26-27 - Pepsi Shootout; 30 - at Portland; DEC.: 4 - Colorado; 10-11 - at Women's Sports Foundation College Basketball Classic; 13 - at Santa Barbara; 18 - Portland State; 22 - at DePaul; 30 - Cable Car Classic; JAN.: 2 - at San Francisco; 7 - at Oregon State; 13 - at California; 15 - at Stanford; 20 - Washington; 22 - Washington State; 27 - at USC; 29 - at UCLA; FEB.: 3 - Arizona; 5 - Arizona State; 10 Stanford; 12 - California; 17 - at Washington State; 19 - at Washington; 24 - UCLA; 26 - USC; MARCH: 2 - at Arizona State; 4 - at Arizona; 10 - Oregon State.



Coach Jody Runge



Shaquala Williams

TECH OPPONENTS



Radford

HIGHLANDERS

January 2 • at Radford, Va.

Location: Radford, Virginia
 Founded: 1910
 Enrollment: 8,368
 Colors: Red, White & Blue
 Conference: Big South
 President: Dr. Douglas Covington
 Athletic Director: Greg Denny
 Home Court (cap.): Dedmon Center (5,000)
 1998-99 Record: 11-17
 1998-99 Conference Record/Finish: 5-5/Third
 1998-99 Postseason Appearance: None
 Head Coach (Alma Mater, Yr.): Lubomyr Lichonozak (Idaho, '78)
 Coach's Career Record (Yrs.): 137-123 (9 Years)
 Coach's School Record (Yrs.): 137-123 (9 Years)
 Coach's Office Phone: (540) 831-5123
 Best Time To Reach Coach: Weekday Mornings
 Assistant Coaches: Kristen Holt, Mary Kincaid
 Series Record with VT: VT leads 16-13
 Top Honors Candidate: Jennifer Grant
 Sports Information Phone: (540) 831-5211
 Sports Information Director: Dave Hunziker
 Women's Basketball Contact: Chris King
 E-mail: crking@runet.edu
 Web Page for Women's Basketball: <http://www.radford.edu/Athletics>
 Sports Information Fax: (540) 831-5036
 Press Row Phone: (540) 831-5295
 Lettermen Returning/Lost: 9/3
 Starters Returning/Lost: 2/3
 Top Returner: Jennifer Grant

Schedule


NOV.: 6 - Exhibition; 20 - Mount St. Mary's; 22 - East Tennessee State; 26-27 - at Islander Classic; DEC.: Appalachian State; 9 - Denver; 11 - at North Carolina; 21-22 - at Holiday Classic; 29-30 - at Nationwide Classic; JAN.: 2 - Virginia Tech; 4 - at UNC Wilmington; at Elon; 15 - Winthrop; at UNC Asheville; 22 - at Charleston Southern; 24 - at Coastal Carolina; 29 Liberty; FEB.: 2 - High Point; 5 - Coastal Carolina; 7 - Charleston Southern; 12 at Winthrop; 16 - UNC Asheville; 19 - Elon; 23 - at High Point; 26 - at Liberty.



Coach Lubomyr Lichonczak



Jennifer Grant



Rhode Island

RAMS

January 6 • Blacksburg, Va.

Location: Kingston, Rhode Island
 Founded: 1892
 Enrollment: 13,437
 Colors: Light Blue, Dark Blue & White
 Conference: Atlantic 10
 President: Dr. Robert L. Carothers
 Athletic Director: Ron Petro
 Home Court (cap.): Keaney Gymnasium (3,385)
 1998-99 Record: 5-22
 1998-99 Conference Record/Finish: 1-15/6th in East
 1998-99 Postseason Appearance: None
 Head Coach (Alma Mater, Yr.): Belinda "Boe" Pearman (Maryland, '84)
 Coach's Career Record (Yrs.): First Year
 Coach's School Record (Yrs.): First Year
 Coach's Office Phone: (401) 874-2235
 Best Time To Reach Coach: Through SID
 Assistant Coaches: Bobbi Morse, Edith Thompson
 Series Record with VT: Series tied 2-2
 Top Honors Candidate: Amber Jansen
 Sports Information Phone: (401) 874-2409
 Sports Information Director: Mike Ballweg
 Women's Basketball Contact: John White
 E-mail: N/A
 Web Page for Women's Basketball: N/A
 Sports Information Fax: (401) 874-5354
 Press Row Phone: (401) 874-5359
 Lettermen Returning/Lost: 8/2
 Starters Returning/Lost: 5/0
 Top Returner: Amber Jansen

Schedule

NOV.: 7 - Eastern European Select; 19 - at Brown; 23 - Vermont; 28 - at Buffalo; DEC.: 3 - at Providence; 5 - James Madison; 8 - at Harvard; 11 - Quinnipiac; 14 - at Massachusetts; 19 - Maine; 28 - at Pepperdine; 30 - at Cal-Irvine; JAN.: 3 - at Brown; 6 - at Virginia Tech; 9 - at Fordham; 14 - Dayton; 16 - Xavier; 20 - at St. Bonaventure; 23 - Fordham; 27 - St. Joseph's; 29 - Temple; FEB.: 3 - at St. Joseph's; 6 - St. Bonaventure; 11 - George Washington; 13 - at Duquesne; 18 - at Temple; 20 - at La Salle; 27 - Massachusetts; MARCH: 3-6 - at Atlantic 10 Tournament.



Coach Boe Pearman



Amber Jansen



Southern Utah

THUNDERBIRDS

(Pepsi Shootout)
 November 26 • at Eugene, Ore.

Location: Cedar City, Utah
 Founded: 1897
 Enrollment: 6,100
 Colors: Scarlet & White
 Conference: Mid-Continent
 President: Dr. Steven D. Bennion
 Athletic Director: Jack Bishop
 Home Court (cap.): Centrum (5,300)
 1998-99 Record: 16-12
 1998-99 Conference Record/Finish: 8-6 (Tied Third)
 1998-99 Postseason Appearance: None
 Head Coach (Alma Mater, Yr.): Joe Hillock (Southern Utah, '76)
 Coach's Career Record (Yrs.): 41-40 (3 Years)
 Coach's School Record (Yrs.): 41-40 (3 Years)
 Coach's Office Phone: (435) 865-8340
 Best Time To Reach Coach: Late Morning
 Assistant Coaches: To be named
 Series Record with VT: First meeting
 Top Honors Candidate: Megan Lofthouse
 Sports Information Phone: (435) 586-7753
 Sports Information Director: Neil Gardner
 Women's Basketball Contact: Steve Johnson
 E-mail: johnsons@suu.edu
 Website: www.suu.edu
 Sports Information Fax: (435) 865-8037
 Press Row Phone: (435) 586-7858/7834
 Lettermen Returning/Lost: 8/11
 Starters Returning/Lost: 2/3
 Top Returner: Megan Lofthouse

Schedule

NOV.: 19 - at Air Force; 22 - at Nevada-Las Vegas; 26-27 - at University of Oregon Tourney; DEC.: 2 - at Youngstown State; 4 - at Oakland University; 7 - Montana State; 11 - Weber State; 18-19 - at Boise State Tourney; 22 - Western State; 29 - at Brigham Young; JAN.: 6 - Valparaiso; 8 - IUPUI; 15 - at UMKC; 20 - Western Illinois; 22 - Chicago State; 27 - UMKC; 29 - Oral Roberts; FEB.: 3 - at IUPUI; 5 - at Valparaiso; 10 - Oakland University; 12 - Youngstown State; 17 - at Oral Roberts; 24 - at Western Illinois; 26 - at Chicago State; MARCH 4-7 - Mid-Continent Conference Tournament.



Coach Joe Hillock



Melissa Hines



St. Bonaventure

B O N N I E S

February 17 • Blacksburg, Va.

Location: St. Bonaventure, New York
 Founded: 1858
 Enrollment: 3,000
 Colors: Brown & White
 Conference: Atlantic 10
 President: Robert J. Wickenheiser
 Athletic Director: Dr. David L. Diles
 Home Court (cap.): Reilly Center (6,000)
 1998-99 Record: 10-17
 1998-99 Conference Record/Finish: 4-12/4th in East
 1998-99 Postseason Appearance: None
 Head Coach (Alma Mater, Yr.): Marti Whitmore (St. Bonaventure, '85)
 Coach's Career Record (Yrs.): 100-165 (12 Years)
 Coach's School Record (Yrs.): 75-91 (6 Years)
 Coach's Office Phone: (716) 375-2236
 Best Time To Reach Coach: Through SID Office
 Assistant Coaches: Jim Crowley, Chris Mennig, Scott Young
 Series Record with VT: VT leads 4-1
 Top Honors Candidate: Melissa Fazio
 Sports Information Phone: (716) 375-2319
 Sports Information Director: Steve Mest
 Women's Basketball Contact: Kate Mahar
 E-mail: Maharkm@sbu.edu
 Website: http://athletics.sbu.edu
 Sports Information Fax: (716) 375-2383
 Press Row Phone: (716) 375-2661
 Lettermen Returning/Lost: 10/3
 Starters Returning/Lost: 2/3
 Top Returner: Melissa Fazio

Schedule

OCT.: Syracuse AAU; NOV.: 20 - at Canisius; 22 - at Bowling Green; 26-27 at Walnut Creek Invitational Tournament; DEC.: 1 - Niagara; 4 - Fordham; 9 - Wright State; 18-20 - at Hampton Inn/Fazoli's Classic; 28 - Kent; JAN.: 2 Siena - 6 - Fordham; 9 - at Massachusetts; 16 - at Duquesne; 20 - Rhode Island; 23 - Massachusetts; 27 - at Maryland; FEB.: 4 - Xavier; 6 - at Rhode Island; 9 - Temple; 13 - George Washington; 17 - at Virginia Tech; 20 - Dayton; 25 - at Temple; 27 - at St. Joseph's; MARCH: 3-6 - Atlantic 10 Tournament.



Coach Marti Whitmore



Melissa Fazio



St. Joseph's

H A W K S

January 23 • at Philadelphia, Pa.

Location: Philadelphia, Pennsylvania
 Founded: 1851
 Enrollment: 3,250
 Colors: Crimson & Gray
 Conference: Atlantic 10
 President: Rev. Nicholas S. Rashford, SJ
 Athletic Director: Dr. DiJulia
 Home Court (cap.): Alumni Memorial Fieldhouse (3,200)
 1998-99 Record: 23-8
 1998-99 Conference Record/Finish: 14-2/1st in East
 1998-99 Postseason Appearance: NCAA Tournament Second Round
 Head Coach (Alma Mater, Yr.): Stephanie Gaitley (Villanova, '82)
 Coach's Career Record (Yrs.): 277-138 (14 Years)
 Coach's School Record (Yrs.): 161-75 (8 Years)
 Coach's Office Phone: (610) 660-1737
 Best Time To Reach Coach: Weekdays
 Assistant Coaches: Frank Gaitley, Reggi Grennan, Mike Ferry
 Series Record with VT: Series tied 3-3
 Top Honors Candidates: Susan Moran, Jana Lichnerova
 Sports Information Phone: (610) 660-1738
 Sports Information Director: Larry Dougherty
 Women's Basketball Contact: Phil Denne
 E-mail: N/A
 Website: www.sjuhawks.com
 Sports Information Fax: (610) 660-1724
 Press Row Phone: (610) 660-2599
 Lettermen Returning/Lost: 10/4
 Starters Returning/Lost: 3/2
 Top Returners: Susan Moran, Jana Lichnerova

Schedule

NOV.: 7 - Rota Banska-Slovakia (exhibition); 21 - at Virginia; 27-28 - at Duke/Ronald McDonald Classic; DEC.: 4 - at St. John's; 6 - at Temple; 9 - Pennsylvania; 11 - at Villanova; 14 - Stanford; 19 - Tennessee; 21 - Drexel; 28-29 First Union Hawk Classic; JAN.: 7 - at Dayton; 9 - at Xavier; 13 - at St. Bonaventure; 15 - Fordham; 21 - Duquesne; 23 - Virginia Tech; 27 - at Rhode Island; 29 - at Massachusetts; FEB.: 3 - Rhode Island; 6 - at George Washington; 10 - LaSalle; 14 - Temple; 17 - at Fordham; 20 - Massachusetts; 27 - St. Bonaventure; MARCH: at Atlantic 10 Tournament.



Coach Stephanie Gaitley



Susan Moran



Temple

O W L S

January 21 • at Philadelphia, Pa.

Location: Philadelphia, Pennsylvania
 Founded: 1884
 Enrollment: 30,000
 Colors: Cherry & White
 Conference: Atlantic 10
 President: Peter J. Liacouras
 Athletic Director: Dave O'Brien
 Home Court (cap.): The Forum at The Apollo (10,206)
 1998-99 Record: 8-19
 1998-99 Conference Record/Finish: 4-12/Tied 5th in East
 1998-99 Postseason Appearance: None
 Head Coach (Alma Mater, Yr.): Kristen Foley (Rutgers, '86)
 Coach's Career Record (Yrs.): 61-131 (7 Years)
 Coach's School Record (Yrs.): 35-75 (4 Years)
 Coach's Office Phone: (215) 204-1955
 Best Time To Reach Coach: Contact Sports Info.
 Assistant Coaches: Vicky Picott, Darren Bennett, Darryl Brown
 Series Record with VT: VT leads 3-2
 Top Honors Candidate: Kim Martin
 Sports Information Phone: (215) 204-7446
 Sports Information Director: Brian Kirschen
 Women's Basketball Contact: Jon Fuller
 E-mail: jfuller@astro.temple.edu
 Website: www.temple.edu/temple
 Sports Information Fax: (215) 204-7499
 Press Row Phone: (215) 204-7445
 Lettermen Returning/Lost: 11/3
 Starters Returning/Lost: 3/2
 Top Returner: Kim Martin

Schedule

NOV.: 2 - Exhibition; 7 - Foreign Exhibition; 8 - Foreign Exhibition; 20 - at Pennsylvania; 28 - at Marist; DEC.: 2 - at Wagner; 4 - Villanova; 6 - St. Joseph's; 8 - at Lehigh; 11 - Fairleigh Dickinson; 19 - at Iona; 21 - Rider; 29-30 - at Fun In the Sun Classic; JAN.: 2 - at Miami; 7 - at Xavier; 9 - at Dayton; 13 - Fordham; 16 - at George Washington; 23 - Duquesne; 27 - at Massachusetts; 29 - at Rhode Island; FEB.: 6 - Massachusetts; 9 - at St. Bonaventure; 12 - LaSalle; 14 - at St. Joseph's; 25 - St. Bonaventure; MARCH: 3-6 - Atlantic 10 Tournament.



Coach Kristen Foley



Kim Martin

TECH OPPONENTS



C A V A L I E R S

December 20 • at Charlottesville, Va.

Location: Charlottesville, Virginia
 Founded: 1819
 Enrollment: 18,417
 Colors: Blue & Orange
 Conference: Atlantic Coast Conference
 President: John T. Casteen III
 Athletic Director: Terry Holland
 Home Court (cap.): University Hall (8,457)
 1998-99 Record: 20-9
 1998-99 Conference Record/Finish: 12-3/second
 1998-99 Postseason Appearance: None
 Head Coach (Alma Mater, Yr.): Debbie Ryan
 (Ursinus, '75)
 Coach's Career Record (Yrs.): 501-174 (22 Years)
 Coach's School Record (Yrs.): 501-174 (22 Years)
 Coach's Office Phone: (804) 982-5800
 Best Time To Reach Coach: Arrange through SID at
 least 24 hours in advance
 Assistant Coaches: Shawn Campbell, Audra Smith,
 Nikki Caldwell
 Series Record with VT: Virginia leads 23-6
 Top Honors Candidate: Erin Stovall
 Sports Information Phone: (804) 982-5500
 Sports Information Director: Rich Murray
 Women's Basketball Contact: Cathy Taponga Riley
 E-mail: ct4a@virginia.edu
 Website: www.virginiasports.com
 Sports Information Fax: (804) 982-5525
 Press Row Phone: (804) 296-5910
 Lettermen Returning/Lost: 11/3
 Starters Returning/Lost: 3/2
 Top Returner: Erin Stovall

Schedule

NOV.: 12 - U.S. National Team (exhibition); 16 -
 Russian National Team (exhibition); 21 - St.
 Joseph's; 26-28 - at Rainbow Wahine Classic; DEC.:
 2 - at William & Mary; 5 - at Duke; 7 - Loyola; 10 - at
 Old Dominion; 20 - Virginia Tech; 27 - Siena; 29-30 -
 Nationwide Classic; JAN.: 3 - Georgia Tech; 6 - North
 Carolina; 9 - at Florida State; 15 - Maryland; 17 - at
 N.C. State; 20 - Clemson; 24 - at Kent; 27 - at Wake
 Forest; 30 - Duke; FEB.: 3 - at Georgia Tech; 7 - at
 North Carolina; 10 - Florida State; 13 - Arkansas
 State; 17 - at Clemson; 20 - N.C. State; 24 - at
 Maryland; 27 - Wake Forest; MARCH: 3-6 - at ACC
 Tournament.



Coach Debbie Ryan



Erin Stovall



Xavier

M U S K E T E E R S

January 30 • Blacksburg, Va.
 February 10 • at Cincinnati, Ohio

Location: Cincinnati, Ohio
 Founded: 1831
 Enrollment: 6,500
 Colors: Navy Blue, Gray & White
 Conference: Atlantic 10
 President: James E. Hoff, S.J.
 Athletic Director: Mike Bobinski
 Home Court (cap.): Schmidt Memorial Fieldhouse (2,690)
 1998-99 Record: 24-9
 1998-99 Conference Record/Finish: 11-5/3rd
 1998-99 Postseason Appearance: None
 Head Coach (Alma Mater, Yr.): Melanie Balcomb
 (Trenton State, '84)
 Coach's Career Record (Yrs.): 94-77 (7 Years)
 Coach's School Record (Yrs.): 66-51 (5 Years)
 Coach's Office Phone: (513) 745-3417
 Best Time To Reach Coach: Contact SID Office
 Assistant Coaches: Tricia Cullop, Toby Metoyer,
 Kristin Schneider
 Series Record with VT: Xavier leads 7-2
 Top Honors Candidate: Nicole Levandusky
 Sports Information Phone: (513) 745-3416
 Sports Information Director: Tom Eiser
 Women's Basketball Contact: Amber Scott
 E-mail: scott@admin.xu.edu
 Website: www.xu.edu
 Sports Information Fax: (513) 745-2825
 Press Row Phone: (513) 745-3003
 Lettermen Returning/Lost: 10/4
 Starters Returning/Lost: 4/1
 Top Returner: Nicole Levandusky

Schedule

NOV.: 11 - Almlies Wels; 15 - Reebok Lady Stars; 19
 - Wisconsin-Green Bay; 23 - at Wright State; 26-27 -
 at Tallahassee Democrat Seminole Classic; DEC.: 1
 - Bowling Green; 5 - Cincinnati; 8 - UNC Charlotte;
 11 - at Eastern Kentucky; 18 - at Butler; 21 - at
 Dayton; 28 - Miami (OH); 31 - at Kentucky; JAN.: 7 -
 Temple; 9 - St. Joseph's; 14 - at Massachusetts; 16 -
 at Rhode Island; 20 - LaSalle; 22 - George
 Washington; 28 - at Duquesne; 30 - at Virginia Tech;
 FEB.: 4 - at St. Bonaventure; 6 - Dayton; 10 - Virginia
 Tech; 13 - Fordham; 18 - at LaSalle; 20 - at George
 Washington; 24 - Duquesne; MARCH 3-6 - Atlantic
 10 Tournament.



Coach Melanie Balcomb



Nicole Levandusky

Travel Plans

Pepsi Shootout

Depart Wed., Nov. 24 from Roanoke
 Regional Airport for Eugene, Ore. Return Sun.,
 Nov. 28.

Valley River Inn • 1000 Valley River Way
 Eugene, OR 97401 • (541) 687-0123

James Madison

Depart for Harrisonburg, Va., by bus Thur.,
 Dec. 2. Return to Blacksburg following the game.

Virginia

Depart for Charlottesville, Va., by bus Mon.,
 Dec. 20. Return to Blacksburg following the game.

Radford

Depart for Radford, Va., by bus Sun., Jan. 2.
 Return to Blacksburg following the game.

La Salle

Depart Sat., Jan. 15 from Roanoke Regional
 Airport for Philadelphia, Pa. Return Sun., Jan.
 16 by plane.

Marriott-Courtyard Downtown
 21 North Juniper St. Philadelphia, PA 19107
 (215) 496-3200

St. Joseph's/Temple

Depart Thur., Jan. 20 from Roanoke
 Regional Airport for Philadelphia, Pa. Return Sun.,
 Jan. 23.

Marriott-Courtyard Downtown
 21 North Juniper St. Philadelphia, PA 19107
 (215) 496-3200

George Washington

Depart for Washington, D.C., by bus on
 Tues., Feb. 1. Return to Blacksburg Wed., Feb. 2
 following the game.

Key Bridge Marriott • 1401 Lee Highway
 Arlington, VA 22209 • (703) 271-5222

Fordham

Depart Sat., Feb. 5 from Roanoke Regional
 Airport for New York, N.Y. Return Sun., Feb. 6.

LaGuardia Marriott • 102-05 Ditmars Blvd.
 East Elmhurst, NY 11369 • (718) 565-8900

Xavier

Depart Wed., Feb. 9 from Roanoke Regional
 Airport for Cincinnati, Ohio. Return Fri., Feb. 11.

Vernon Manor Hotel • 400 Oak Street
 Cincinnati, OH 45219-2505 • (513) 281-3300

Duquesne

Depart Sat., Feb. 19 from Roanoke Regional
 Airport for Pittsburgh, Pa. Return Sun., Feb. 20.

Marriott - City Center • 112 Washington Place
 Pittsburgh, PA 15219-3423 • (412) 471-4000

Dayton

Depart Sat., Feb. 26 from Roanoke Regional
 Airport for Dayton, Ohio. Return Sun., Feb. 27.

Marriott Courtyard - Dayton Mall • 100 Prestige Place
 Miamisburg, OH 45342 • (937) 433-3131

Atlantic 10 Tournament

Depart Roanoke Regional Airport for
 Philadelphia, Thur., Mar. 2. Return Tue., Mar. 7.

Doubletree • Broad St. and Locust
 Philadelphia, PA 19102 • (215) 893-1600

The Atlantic 10 Conference



While Tech's first three years in the Atlantic 10 conference were productive, the fourth proved to be the best overall. Led by eight teams winning either the regular season or tournament championships, the Virginia Tech athletics program

captured the 1998-99 Atlantic 10 Commissioner's Cup.

The institutions of the Atlantic 10 Conference look to the 21st century with a confidence unparalleled in the 24-year history of the league. Atlantic 10 institutions have been at the

forefront of meeting head-on the vast changes facing intercollegiate athletics. Whether through NCAA legislation or through sheer action, Atlantic 10 institutions are proud of what they have collectively accomplished.

The foundation of the Atlantic 10 Conference's ascension to national prominence is solidified with an unwavering dedication to providing a broad-based, competitive athletic environment without sacrificing the high ideals of scholarship and sportsmanship. The University of Dayton, Duquesne University, Fordham University, The George Washington University, La Salle University, University of Massachusetts, University of Rhode Island, St. Bonaventure University, St. Joseph's University, Temple University, Virginia Tech, and Xavier University offer a rich blend of proud academic and athletic traditions to form an impressive athletic alliance.

On June 14, 1994, Linda Bruno was officially introduced as the Atlantic 10's fourth commissioner. As commissioner, Bruno has strengthened the Atlantic 10's membership with the additions of Dayton, Fordham, La Salle, and Virginia Tech, thus assuring the Conference's future. Bruno also negotiated a six-year television deal

with ESPN — the most lucrative and broad-based package in league history — which translates into the greatest amount of exposure ever for the Atlantic 10's athletic programs. She relocated the league office to Philadelphia, placing it in the center of the Atlantic 10's geographic footprint. Under her leadership the Atlantic 10 has increased its championship schedule to 22 sports with the additions of women's rowing, men's and women's outdoor track & field, and women's lacrosse, which began this year. Bruno also spearheaded the league's entrance into Division I football with the formation of the Atlantic 10 Football Conference in 1997. In addition, in an effort to recognize the athletic and academic achievements of all student-athletes, Bruno instituted the Commissioner's Honor Roll, which cites every Atlantic 10 student-athlete with a 3.0 gpa or better.

The Atlantic 10 Conference will crown champions in 22 sports this season: baseball, men's and women's basketball, men's and women's cross country, field hockey, men's golf, women's gymnastics, women's lacrosse, men's and women's indoor and outdoor track & field, women's rowing, men's and women's soccer, softball, men's and women's swimming & diving, men's and women's tennis and women's volleyball.

Hanes-Atlantic 10

Commissioner's Cup

The Virginia Tech men's programs won the Hanes-Atlantic 10 Conference Commissioner's Cup for the third consecutive year, helping the Hokies' program as a whole win the 1998-99 Hanes-Atlantic 10 Commissioner's Cup for the first time. The Tech women's programs finished second.

The men scored 78.0 points and the women finished with 87.5 points. The men won championships in baseball, tennis, indoor and outdoor track while the women took home titles in basketball, swimming & diving, tennis, lacrosse and indoor track.

For the last seven years, the Atlantic 10 has honored the best all-round athletic programs in the Conference by awarding the Hanes-Atlantic 10 Commissioner's Cup.

In each of the Atlantic 10's 22 championship sports, points are awarded in descending order of finish, equal to the number of teams participating in the championship. Regular season standings are used in those sports in which a round-robin schedule is utilized: baseball, men's and women's basketball, field hockey, lacrosse, men's and women's soccer, softball, and women's volleyball.

Below are the 1998-99 Atlantic 10 Commissioner's Cup standings:

Hanes-Atlantic 10 Commissioner's Cup Final Standings

Team	Overall	Men	Women
1. Virginia Tech	165.5	78.0	87.5
2. Massachusetts	155.0	54.0	101.0
3. Rhode Island	122.5	62.5	60.0
4. George Washington	113.0	52.5	60.5
5. Temple	99.5	50.0	49.5
6. Dayton	99.0	38.0	61.0
7. St. Joseph's	87.0	29.5	57.5
8. Xavier	85.0	42.5	42.5
9. La Salle	79.0	37.5	41.5
10. Fordham	72.5	36.0	36.5
11. Duquesne	67.0	27.0	40.0
12. St. Bonaventure	57.0	37.5	19.5

Individual category leaders in **BOLD**

with ESPN — the most

Year-by-Year vs. 1999-2000 Opponents

Appalachian St. (10-4)

1974-75	L	43-59
75-76	L	61-69
79-80	hW	78-55
80-81	aL	58-64
81-82	hW	64-57
82-83	aW	92-79
83-84	hW	95-76
84-85	aW	79-75
85-86	hW	90-74
87-88	aW	79-71
93-94	hW	77-76
96-97	aL	58-67
97-98	hW	65-49
98-99	aW	69-60

Dayton (10-1)

1991-92	aL	71-75
91-92	hW	71-55
95-96	aW	66-59
95-96	hW	79-59
96-97	aW(2OT)	103-98
96-97	hW	84-65
97-98	aW	76-64
97-98	hW	68-66
98-99	hW	76-59
98-99	aW	68-60
98-99	nW(3OT)	73-72

Duke (2-2)

1980-81	hW	65-55
81-82	aL	58-71
92-93	aL	63-85
98-99	aW	72-70

Duquesne (5-3)

1995-96	aL	68-73
95-96	hW	65-56
96-97	aL	67-84
96-97	hW	70-62
97-98	aL	86-99
97-98	hW	79-78
98-99	hW	67-60
98-99	aW	80-69

Fordham (6-0)

1995-96	aW	75-59
95-96	hW	90-78
96-97	hW	63-61
97-98	aW	59-44
97-98	hW	79-40
98-99	hW	78-61

George Washington (8-8)

1977-78	nW	65-57
78-79	aL	65-76
79-80	hL	53-57
80-81	aL	54-57
81-82	aW	73-54
87-88	aL	55-71
88-89	hW	51-35
95-96	aL	58-79
95-96	hL(OT)	60-64
96-97	aL	57-83
96-97	hL	44-82
97-98	aW	64-57
97-98	hW	67-55
97-98	nW	73-72
98-99	aW	74-65
98-99	hW	66-64

Hampton (1-0)

1995-96	hW	84-66
---------	----	-------

Howard (2-0)

1982-83	hW	78-54
83-84	aW	89-65

James Madison (15-15)

1972-73	hW	44-39
73-74	aL	37-56
74-75	hL	72-75
75-76	aL	54-67
76-77	hW	56-46
76-77	nL	37-47
77-78	aL	47-66
78-79	hW	57-49
78-79	hL	64-66
79-80	aW	62-55

80-81	hW	66-58
80-81	aW	71-65
81-82	aW	84-74
82-83	hW	57-47
83-84	aL	59-72
84-85	hW	73-62
85-86	aL	59-81
86-87	hW	63-61
87-88	aL	39-79
88-89	hL	49-72
89-90	aW(OT)	53-50
90-91	hL	48-64
91-92	aL	62-75
92-93	hW	81-60
93-94	aW	74-60
94-95	hW	68-54
95-96	aL	58-75
96-97	hL	54-56
97-98	aL	70-77
98-99	hW	72-54

La Salle (5-4)

1995-96	hW	70-65
95-96	aL	53-77
96-97	aL	40-69
96-97	hL	54-67
96-97	aL	66-81
97-98	hW	65-57
97-98	aW	67-55
98-99	hW	62-35
98-99	aW	70-57

Liberty (5-0)


1981-82	hW	77-44
82-83	aW	78-74
89-90	hW	80-54
90-91	aW	77-56
98-99	aW	69-55

Massachusetts (3-4)

1986-87	nW	86-63
95-96	aL	47-65
95-96	hL	42-64
96-97	hL	52-54
97-98	hL	56-58
97-98	aW(OT)	66-64
98-99	aW	67-51

Radford (16-13)

1971-72	aL	38-48
72-73	aL	35-44
72-73	hL	39-44
72-73	hW	65-56
73-74	aL	51-60
73-74	hW(OT)	44-43
75-76	hL	60-68
76-77	aL	50-60
77-78	hL	52-73
77-78	aL	68-81
78-79	hL	60-66
79-80	aW	63-62
81-82	hW	81-63
82-83	aW	73-63
84-85	hW	71-64
85-86	aL	81-86
86-87	hW	64-55
87-88	aW	77-74
88-89	hW	71-59
89-90	aW	66-54
90-91	hW	87-49
91-92	aL	72-75
92-93	hW	81-68
93-94	aW	72-63
94-95	hW	72-42
95-96	aL	64-81
96-97	hL	83-84
97-98	aW	84-67
98-99	hW	86-52



Mollie Owings and her Tech teammates will face tough competition in the Atlantic 10 Conference race.

Rhode Island (2-2)

1995-96	hL	63-68
96-97	aL	58-69
97-98	hW	84-60
98-99	aW	64-62

St. Bonaventure (4-1)

1995-96	hW	75-68
96-97	aL	63-75
96-97	aW	83-78
97-98	hW	84-73
98-99	aW	87-64

St. Joseph's (Pa.) (3-3)

1994-95	nW	62-52
95-96	aL	50-57
96-97	hL	44-75
97-98	aL	43-58
97-98	aW	67-62
98-99	hW	65-56

Temple (3-2)

1982-83	nL(2OT)	83-85
95-96	hW	86-49
96-97	aL	61-79
97-98	aW	69-51
98-99	hW	89-69

Virginia (6-23)

1972-73	hW	37-32
73-74	aW	39-33
74-75	hL	45-56
75-76	aW	48-44
76-77	aL	52-54
76-77	hL	58-67

77-78	aL	39-54
77-78	nL	38-58
78-79	hL	58-64
79-80	nL	38-48
80-81	nL	43-58
80-81	nL	41-49
81-82	nW	63-56
82-83	aL	66-70
83-84	nL	70-88
84-85	aL	62-74
85-86	nL	58-87
86-87	aL	43-73
87-88	hL	57-74
88-89	aL	73-75
89-90	hL	77-79
90-91	aL	44-93
92-93	hL	59-93
93-94	aL	66-78
94-95	hW	69-62
95-96	aL	38-80
96-97	hL	41-90
97-98	aL	49-64
98-99	hW	81-65

Xavier (2-7)

1995-96	hW(OT)	87-82
95-96	aL	70-83
96-97	aL(OT)	62-73
96-97	hL	54-68
97-98	aL	74-83
97-98	hL	68-69
98-99	aL	67-71
98-99	hW	61-60
98-99	nL	79-86



NCAA Tournament runner-up Duke will be visiting Cassell Coliseum to break a 2-2 deadlock in their series record with the Hokies.

All-Time Series Records

Team	VT Record	First Met	Last Played
Air Force	1-0	1991-92	1991-92
Akron	2-0	91-92	98-99
American University	1-1	78-79	81-82
Appalachian State	10-4	74-75	98-99
Averett College	2-0	74-75	75-76
Auburn	1-4	84-85	98-99
Boston College	1-0	89-90	89-90
Bradley	2-0	88-89	93-94
Bridgewater	3-3	73-74	78-79
Campbell	1-0	95-96	95-96
Carson-Newman	1-0	80-81	80-81
Charleston	9-3	77-78	88-89
Cincinnati	12-10	79-80	90-91
Clemson	0-2	84-85	85-86
Colgate	2-0	87-88	93-94
Colorado State	1-0	93-94	93-94
Connecticut	1-2	86-87	94-95
Cornell	1-0	96-97	96-97
Dayton	10-1	91-92	98-99
Delaware	2-0	80-81	85-86
DePaul	1-0	81-82	81-82
Detroit	0-1	81-82	81-82
Drexel	1-0	92-93	92-93
Duke	2-2	80-81	98-99
Duquesne	5-3	95-96	98-99
Eastern Illinois	0-1	90-91	90-91
East Carolina	3-2	79-80	98-99
East Tennessee State	9-7	74-75	93-94
Emory & Henry	6-4	72-73	77-78
Ferrum	1-0	72-73	72-73
Florida	0-2	95-96	97-98
Florida State	8-10	79-80	90-91
Fordham	6-0	95-96	98-99
Furman	1-0	94-95	94-95
Gardner-Webb	1-0	92-93	92-93
Georgetown	0-1	78-79	78-79
George Mason	3-2	86-87	98-99
George Washington	8-8	77-78	98-99
Georgia	0-2	80-81	86-87
Georgia Southern	1-0	83-84	83-84
Hampton	1-0	95-96	95-96
Hollins College	3-0	72-73	75-76
Howard	2-0	82-83	83-84
Houston	1-1	88-89	96-97
Illinois	0-1	91-92	91-92
Iona	1-0	96-97	96-97
James Madison	15-15	72-73	98-99
Kentucky	1-1	87-88	88-89
Lamar	0-1	90-91	90-91
La Salle	5-4	95-96	98-99
Lenoir Rhyne	0-1	78-79	78-79
Liberty University	5-0	81-82	98-99
Longwood	2-2	75-76	78-79
Louisiana State	1-0	84-85	84-85
Louisville	17-15	80-81	94-95
Loyola (Md.)	1-0	96-97	96-97
Lynchburg College	2-0	73-74	74-75
Marshall	8-2	73-74	92-93
Mary Baldwin	1-0	74-75	74-75
Maryland	1-1	75-76	94-95
Maryland-Baltimore County	1-0	97-98	97-98
Massachusetts	3-4	86-87	98-99
Memphis State	8-11	81-82	90-91
Mercer	2-0	85-86	86-87
Michigan	0-1	96-97	96-97
Michigan State	1-0	94-95	94-95
Mississippi	0-2	86-87	87-88
Mississippi State	3-1	83-84	98-99
Morehead State	5-0	82-83	93-94
Norfolk State	4-3	76-77	80-81
North Carolina	2-6	79-80	94-95
Northwestern	1-1	83-84	86-87
North Carolina Charlotte	10-8	78-79	94-95
North Carolina Greensboro	3-1	91-92	97-98
North Carolina State	0-5	74-75	83-84
Northern Arizona	0-1	95-96	95-96
Ohio University	1-3	84-85	94-95
Oklahoma State	1-0	94-95	94-95
Old Dominion	2-20	72-73	92-93
Pittsburgh	0-2	79-80	96-97
Queens College	1-0	81-82	81-82
Radford	16-13	72-73	98-99
Randolph-Macon	1-0	85-86	85-86
Rhode Island	2-2	95-96	98-99
Richmond	1-4	87-88	96-97
Roanoke College	7-2	72-73	81-82
Saint Peter's (N.J.)	1-0	98-99	98-99
St. Bonaventure	4-1	95-96	98-99
St. John's	0-2	82-83	89-90
St. Joseph's (Pa.)	3-3	94-95	98-99
St. Louis	1-1	79-80	79-80
St. Mary's (Calif.)	1-0	97-98	97-98
Siena	0-1	97-98	97-98
South Carolina	6-15	79-80	90-91
South Florida	8-1	91-92	94-95
Southern Mississippi	11-18	83-84	94-95
Southwest Missouri State	0-1	94-95	94-95
Stetson	0-1	95-96	95-96
Stratford	1-0	73-74	73-74
Syracuse	0-1	88-89	88-89
Temple	3-2	82-83	98-99
Tennessee	0-7	82-83	98-99
Tennessee-Chattanooga	3-0	84-85	94-95
Tennessee Tech	0-1	84-85	84-85
Texas Tech	0-1	94-95	94-95
Towson State	1-0	90-91	90-91
Tulane	9-8	81-82	94-95
Vanderbilt	0-1	91-92	91-92
Villanova	0-1	97-98	97-98
Virginia	6-23	72-73	98-99
Virginia Commonwealth	18-9	73-74	96-97
Virginia State	3-4	74-75	80-81
Virginia Union	2-3	77-78	80-81
Wake Forest	0-1	78-79	78-79
West Virginia	5-4	77-78	94-95
West Virginia State	1-0	89-90	89-90
West Virginia Wesleyan	2-0	78-79	80-81
Western Carolina	2-0	92-93	93-94
William & Mary	14-2	72-73	94-95
Wingate	1-0	92-93	92-93
Winthrop College	2-0	79-80	94-95
Wisconsin	1-0	97-98	97-98
Xavier (Ohio)	2-7	95-96	98-99
Yale	1-0	81-82	81-82
Youngstown State	0-1	91-92	91-92

Virginia Tech History and Records



The Hokies have had many outstanding wins and great players, but last year's Sweet 16 appearance tops the highlights of 23 seasons of varsity women's basketball at Virginia Tech.

Tech Women's Basketball History

*The Hokies' Past Is Filled With Big Wins, And in the Last Few Years, Tech Has Really Hit the **BIG TIME***

The Beginnings

Women's basketball at Virginia Tech began in 1970 as a club sport under the direction of coach Ganna Roberts. John Ristroph coached the squad during the 1972-73 season. In 1973, Joe Sgro, a professor at Tech, took over the team until 1976 when John Wetzel was named head coach. The women's basketball team gained full varsity status beginning with the 1976-77 season.

Tech's Varsity Coaches

The Hokies' first varsity coach was former Tech player and former assistant coach of the Portland Trail Blazers, John Wetzel. He played on the men's team from 1963-66 then went on to play pro ball with the Lakers, Suns and Hawks before coming back to Tech to finish his education and coach the women's squad. In his first and only season his team recorded a 7-9 record.

Taking over for Wetzel in 1977 was Carolyn Owen, whose team registered an 8-16 mark. In 1978, Carol Alfano came on the scene and in just her second season she guided the Tech ladies to their first winning record. Bonnie Henrickson became the Hokies' fourth head coach in 1997, taking over for Alfano, who had served as Tech's coach for 19 seasons.

First Scholarship Players

The first women's basketball player to earn any kind of scholarship was Helena Flannagan in 1977 when she received partial aid. Kim Albany (1978-82), who was recruited by Carolyn Owen, was Tech's first full scholarship player. Also in 1978, Sis Spriggs received a full grant, and Donna Cooper, Pauline Landis and Sandy Berry received partial grants.

The 1,000-Point Club

Ten Virginia Tech women's basketball players have reached the 1,000-point plateau. Tech's all-time leading scorer is Renee Dennis. Dennis totalled 1,791 points during her Tech career. Other Hokies who have reached the 1,000 point plateau are, Jenny Root (1,572), Christi Osborne (1,500), Amy Byrnes (1,291), Susan Walvius (1,161), Robin Lee (1,147), Michelle Houseright (1,112), Angie Kelly (1,092), Michelle Bain (1,068) and Lisa Griffith (1,033).



Michelle Houseright, who graduated last year, became the latest Hokie to score 1,000 points.

Retired Jersey

Renee Dennis' No. 44 jersey was retired at the conclusion of her career in 1987. Dennis, from Bridgeport, Conn., is one of only 10 athletes in Tech athletic history to have his or her jersey number retired. She was the first woman athlete to receive

that honor. The others to have their jerseys retired are footballers Carroll Dale (89), Frank Loria (10), Jim Pyne (73) and Bruce Smith (78), men's basketball stars Dell Curry (30), Vernell "Bimbo" Coles (12), Allan Bristow (44) and Ace Custis (20), and volleyball standout Lisa Pikalek (12).

Tech's Wins Over Nationally Ranked Teams

1. In 1984, Tech shocked No. 20 North Carolina, 74-73, behind Renee Dennis' 17 points.

2. In 1984, the Hokies defeated No. 16 Louisiana State, 86-77, in the Marriott-Converse Christmas Classic at Blacksburg.

3. One of the biggest wins in Tech women's basketball history came in 1985 when Tech upset No. 5 Old Dominion, 73-72. It was the first win over the Lady Monarchs in 15 games.

4. In 1987, the Hokies upended 16th-ranked James Madison, 63-61, behind a 16-point, 13-rebound performance from freshman Amy Byrne.

5. In the middle of what was then the longest winning streak in school history, the Hokies upset No. 13 South Carolina in 1989 in Blacksburg, 63-59. Amy Byrne led the Lady Hokies with 16 points and 12 rebounds.


6. Virginia Tech upset No. 19 Southern Mississippi, 60-59, in a Cassell Coliseum barn-burner Feb. 28, 1994. Guard Lisa Leftwich, who led Tech with 18 points, hit a key finger roll with 42 seconds remaining.

7. In one of the biggest games in the program's history, Tech defeated No. 19 Southern Mississippi in the final of the 1994 Metro Conference Tournament, 83-76. The win gave Tech its first-ever Metro Tournament title and sent the Hokies to the NCAA Tournament for the first time in their history.

8. The Hokies knocked off No. 9 Virginia, 69-62, in Cassell Coliseum Jan. 13, 1995. The win propelled Virginia Tech into the national rankings for the first time.

Christi Osborne, Angela Donnell, Jenny Root and Terri Garland all scored in double figures for the Hokies.

9. Tech downed No. 23 Wisconsin, 75-64, in the first round of the NCAA regional in Gainesville. Guard Amy Wetzel converted a school record 16-17 free throw attempts and scored 28 points to pace the Hokies.



Tere Williams fires a jumper in the Hokies' 72-70 win over No. 6 Duke last season.

10. The Hokies travelled to "Tobacco Road" to knock off sixth-ranked and eventual national runner-up Duke, 72-70, at Cameron Indoor Stadium. An injured Kim Seaver came off the bench to lead Tech with 14 points and nine rebounds.

11. Tech defeated in-state rival and 17th-ranked Virginia, 81-65, at Cassell Coliseum. Tere Williams recorded her second straight double-double of the season with 21 points and 10 rebounds.

Professional Players

Renee Dennis played professionally in Australia where she was her division's Player of the Year in 1989-90. Wendy Sanders played professionally in Belgium.

First Varsity Win

The Virginia Tech women's basketball team earned its first win as a varsity sport by defeating Bridgewater College, 59-55, in 1976. The Hokies, who overcame a five-point deficit, outscored the Eagles by nine points down the stretch to clinch the win. Sophomore Gail Kelley led the way with 17 points, followed by Karen Garbis' 13.

50th Win

Tech's 50th win as a varsity sport came on Jan. 28, 1981 against James Madison. Sis Spriggs was one of three Hokies in double figures with 15 points as Tech downed the Dukes, 66-58. Also in double figures were Tammie Edwards with 13 and Maureen Corrigan, who had 10 points to go with 10 rebounds.

100th Win

The Hokies picked up their century win by upsetting nationally ranked North Carolina, 74-73, in a thriller at Roanoke Va., on Dec. 1, 1984. Tech was paced by

Renee Dennis' 17-point performance, but a number of players shined in the upset victory. Susan Walvius, a 6-2 center, added 16 points and five rebounds, guard Angie Kelly chipped in 15 points, and guard Maureen Donovan contributed seven points and six rebounds.

150th Win

Tech registered win No. 150 on January 16, 1988 when it squeaked past Louisville in Blacksburg, 68-67. Keying the victory was center Michelle Bain, who tallied 19 points and nine rebounds, while forward Wendy Sanders pumped in 16 points. Point guard Denise Kayajian had a career-high (at the time) eight assists to go along with nine points against the Lady Cardinals.

200th Win

Tech won its 200th game in the final of the 1991 Diamond Club Classic when it downed UNC Greensboro 84-65 in Cassell Coliseum. Phyllis Tonkin scored 20 points and grabbed nine rebounds to lead the Tech women. Lisa Griffith kicked in 17 points while Dayna Sonovick had nine rebounds and six assists.

250th Win

The Hokies won their 250th career game by knocking off 19th-ranked, Southern Mississippi, 83-76, in the final of the 1994 Metro Conference Tournament in Biloxi, Miss. Southern Miss was the tournament's top seed. Christi Osborne led the way with 19 points while Sue Logsdon had 18, Lisa Leftwich pitched in with 17 and Jenny Root contributed 14 points.

300th Win

Tech posted its 300th win in the program's history in a 84-60 win over Rhode Island in the Hokies' 1997-98 conference opener. The Cassell Coliseum crowd witnessed an outstanding performance from guard Amy Wetzel, who finished with 14 points and three steals. The win also marked Bonnie Henrickson's first Atlantic 10 Conference win as a head coach.

Best of the Metro

The Virginia Tech women's basketball team won two championships while a member of the Metro Conference. Tech won the 1994 Metro Conference Tournament by knocking off Virginia Commonwealth, UNC Charlotte and Southern Mississippi in succession. The Hokies captured the 1995 Metro regular season championship with a 10-2 league record.

Tech in the NCAA Tournament

*Hokies Becoming Regulars at The **BIG DANCE***

Virginia Tech's visit to the Sweet 16 of the NCAA Tournament last season caps a recent run of postseason success for the Hokies.


Tech has participated in the NCAA Tournament each of the past two years and in four of the last six. The Hokies' record in NCAA tourney play stands at 4-4.

- In 1994, Tech, with a 24-5 record, captured the Metro Conference Tournament title and advanced to the Hokies' first NCAA tourney. Tech was seeded eighth in the East Region and played host to Auburn in a first-round game at Cassell Coliseum. Auburn, on the strength of 24 points and 12 rebounds from Danielette Coleman, defeated the Hokies 60-51. Tech guard Christi Osborne led the Hokies with 22 points and seven rebounds.



Coach Bonnie Henrickson and Tere Williams speak at an NCAA Tournament press conference. Tech advanced to the Sweet 16 this past season after reaching the second round in 1998.

- Tech kept up its success in 1995 by claiming the Metro Conference regular season championship with a 21-8 record. The Hokies, again seeded eighth in the East Region, faced St. Joseph's in the first round at the University of Connecticut's Gampel Pavilion. The Hokies downed the Hawks, 62-52, behind 18 points from Christi Osborne. The Hokies' second-round competition, UConn, ended up as the 1995 NCAA National Champion. Guard Jennifer Rizzotti burned the Hokies for 20 points as the Huskies advanced, 91-45.




Cassell Coliseum was the site of the Hokies' first NCAA Tournament game against Auburn in 1994. Christi Osborne (24, at right) led the Hokies in that game and in Tech's NCAA tourney win over St. Joseph's in 1995.



- With former Hokie assistant coach Bonnie Henrickson back in Blacksburg as Tech's head coach, the Hokies posted their third trip to the NCAA Tournament in five years in 1998. Tech traveled to Gainesville, Fla., as the No. 11 seed in the NCAA West Region. The Hokies, behind a record-breaking performance from guard Amy Wetzel, surprised sixth-seeded Wisconsin, which was ranked No. 23 at the time, 75-64. Wetzel set a Tech record and tied an NCAA West Region free throw mark by converting 16 free throws for a career-high 28 points. The Hokies, however, would bow out after round two as host Florida, ranked No. 12, won 89-57. Wetzel again led all scorers with 24 points.



Amy Wetzel was the leading scorer in NCAA Tournament games against Wisconsin and Florida in 1998.



As a freshman, Nicole Jones helped the Hokies to NCAA Tournament victories over Saint Peter's and Auburn in 1999.

- The Hokies used the 1999 season to establish themselves as one of the nation's elite programs. Henrickson led Tech to a school-record 28-3 finish, including a 15-1 Atlantic 10 mark. Cassell Coliseum was the host site for NCAA first and second round games. The Hokies dispatched Saint Peter's, 73-48, before

defeating Auburn, 76-61, to earn the program's first Sweet 16 appearance. Tech traveled to Greensboro, N.C., to face second-ranked Tennessee in the NCAA East Regional. Behind 27 points from national player of the year Chamique Holdsclaw, the Volunteers eliminated Tech, 68-52, to advance.

Virginia Tech's NCAA Tournament Results

Year	Seed	Region	Qualified	Round	Opponent	Result	Location
1994	8	East	Metro Tournament Champions	1st	Auburn	L 51-60	Blacksburg, Va.
1995	8	East	At-large berth	1st	St. Joseph's	W 62-52	Storrs, Conn.
				2nd	Connecticut	L 45-91	Storrs, Conn.
1998	11	West	Atlantic 10 Tournament Champions	1st	Wisconsin	W 75-64	Gainesville, Fla.
				2nd	Florida	L 57-89	Gainesville, Fla.
1999	4	East	At-large berth	1st	Saint Peter's	W 73-48	Blacksburg, Va.
				2nd	Auburn	W 76-61	Blacksburg, Va.
				East Regional	Tennessee	L 68-52	Greensboro, N.C.

Individual Records

Most Points

Game: 34, Renee Dennis vs. Memphis State, 2-7-87
Season: 561, Amy Byrne, 1989-90

Highest Scoring Average

Season: 20.0, Amy Byrne, 1989-90

Most Field Goal Attempts

Game: 30, Renee Dennis, vs. Memphis State, 2-7-87
Season: 472, Renee Dennis, 1986-87

Most Field Goals Made

Game: 14, Renee Dennis vs. Florida State, 1-3-87, and Memphis State, 2-7-87
Season: 212, Renee Dennis, 1986-87

Most 3-Point Field Goal Attempts

Game: 15, Jeni Garber vs. South Carolina 2-16-91
Season: 224, Jeni Garber, 1990-91

Most 3-Point Field Goals Made

Game: 8, Jeni Garber vs. South Carolina, 2-16-91
Season: 70, Jeni Garber, 1990-91

Most Consecutive Games Scoring a Three-Pointer

Career: 18, Jeni Garber

Best Field Goal Percentage

Game: 1.000 (9-9), Amy Byrne vs. Kentucky, 2-19-89
Season: 60.2 (192-319), Tere Williams, 1998-99 (min. 200 attempts)



Jeni Garber

Most Free Throws Attempted

Game: 17, Robin Lee vs. Florida State, 1-16-82; Christi Osborne vs. Oklahoma State, 12-20-94 and Amy Wetzel vs. Wisconsin, 3/14/98
Season: 203, Amy Byrne, 1989-90 and Amy Wetzel, 1998-99

Most Free Throws Made

Game: 16, Amy Wetzel vs. Wisconsin, 3/14/98
Season: 153, Amy Wetzel, 1998-99

Best Free Throw Percentage

Game: 1.000 (13-13), Sue Logsdon vs. William & Mary, 1-2-91 and 1.000 (11-11), Christi Osborne vs. Va. Commonwealth, 2-1-94
Season: .889 (72-81), Sue Logsdon, 1990-91

Most Consecutive Free Throws Made

Season: 38, Christi Osborne, 1993-94

Most Rebounds

Game: 21, Karen Garbis vs. James Madison, 2-16-78
Season: 275, Tammie Edwards, 1981-82

Best Rebounding Average

Season: 9.8, Tammie Edwards, 1981-82

Most Steals

Game: 9, Taiqua Brittingham vs. Northwestern, 12-22-83
Season: 86, Lisa Witherspoon, 1998-99



Lisa Witherspoon

Most Assists

Game: 13, Lisa Leftwich vs. Virginia Commonwealth, 2-8-92 and 13, Lisa Witherspoon vs. Dayton, 1-4-99; vs. Xavier, 2-28-99
Season: 246, Lisa Witherspoon, 1998-99

Most Blocked Shots

Game: 9, Susan Walvius vs. Florida State, 1-4-86, and vs. Virginia, 12-10-85, and vs. Marshall, 2-12-85
Season: 93, Susan Walvius, 1985-86

Most Minutes Played

Season: 1,104, Sherry Banks, 1996-97

Consecutive Double Figure Scoring Games

Season: 28, Amy Byrne, 1989-90
Career: 38, Amy Byrne

Career Records

Most Points	1,791, Renee Dennis, 115 games, 1983-87
Best Scoring Average	15.6, Renee Dennis, 115 games, 1983-87
Most Field Goals Attempted	1,461, Renee Dennis, 115 games, 1983-87
Most Field Goals Made	680, Renee Dennis, 115 games, 1983-87
Best Field Goal Percentage538, Jenny Root, 117 games, 1991-95
Most Free Throw Attempts	638, Renee Dennis, 115 games, 1983-87
Most Free Throws Made	431, Renee Dennis, 115 games, 1983-87
Best Free Throw Percentage829, Christi Osborne, 117 games, 1991-95
Most Rebounds	815, Jenny Root, 117 games, 1991-95
Best Rebounding Average	7.0, Tammie Edwards, 107 games, 1979-83; Karen Garbis, 62 games, 1976-79; Jenny Root, 117 games, 1991-95
Most Assists	635, Lisa Witherspoon, 112 games, 1996-99
Most Steals	252, Taiqua Brittingham, 105 games, 1981-85
Most Blocked Shots	204, Susan Walvius, 105 games, 1982-86

Team Records

Most Points: 117 vs. Mercer, 2-16-87

Most Points In A Season: 2,293,
30 games, 1983-84

Most Points In A Game, Both Teams:
201 (VT 117 vs. Mercer 84), 2-16-87;
201 (VT 103 vs. Dayton 98), 1-18-97

Most Points, Home Floor: 104 vs. Tulane,
1984-85

Most Points, Opponent's Floor: 117 vs.
Mercer, 2-16-87

Most Points, One Half: 63 vs. Western
Carolina, 12-1-93

Fewest Points, One Half: 12 vs. Virginia,
1-9-78

Fewest Points, Both Teams: 84
(JMU 47 vs. VT 37), 1976-77

Biggest Victory Margin: 59 vs. Western
Carolina (102-43), 12-1-93

Worst Defeat: 60 vs. Old Dominion
(108-48), 1-27-78

Most Points In Losing Game: 90 vs.
Clemson, 12-29-84

Fewest Points Scored in a Game: 33
vs. Tennessee, 2-22-95

Fewest Points Allowed: 35 vs. George
Washington, 12-4-88

Most Points Allowed: 108 vs. Old
Dominion, 1-27-78

Most Field Goals Attempted
Game: 94 vs. Appalachian State,
11-17-79
Season: 2,009, 30 games, 1983-84

Most Field Goals Made
Game: 51 vs. Mercer, 2-16-87
Season: 928, 29 games, 1984-85

Best Field Goal Percentage: 47.7,
28 games, 1992-93

Most 3-Point Field Goals Made
Game: 12, vs. Southern Mississippi,
2-13-93

Most 3-Point Field Goals Attempted
Game: 23 vs. South Carolina, 2-16-91
Season: 396, 1990-91

Most 3-Point Field Goals Made In a
Game, both teams: 17 (Tech vs.
USC), 2-16-91; (Tech vs.
Southern Mississippi), 1-18-93

Most 3-Point Field Goals Attempted, In a
Game both teams: 45 (Tech vs. USC)
2-16-91

Most Free Throws Attempted
Game: 58 vs. Yale, 1-9-82
Season: 754, 28 games, 1981-82

Most Free Throws Made
Game: 43 vs. Yale, 1-9-82
Season: 521, 30 games, 1993-94

Best Free Throw Percentage
Game: 1.000 (15-15) vs. William &
Mary, 2-4-78
Season: .734, 30 games, 1993-94

Most Rebounds
Game: 75 vs. Liberty, 1-8-90
Season: 1,322, 29 games, 1979-80

Highest Rebounding Average: 47.6,
24 games, 1979-80

Miscellaneous Records

Tech's All-Time Varsity Record	341-300 (22 years)
Cassell Coliseum Record	194-90 (68.3%)
Consecutive Home Court Wins	25, 1992-94
Record in Metro Conference Tournament	13-17
Record in Atlantic 10 Conference Tournament	7-3
Largest Margin of Victory at Home	59 vs. Western Carolina (102-43), 1993-94
Worst Defeat at Home	108-48, Old Dominion, 1977-78
Worst Defeat on the Road	93-44, Virginia, 1990-91; 93-44, Louisville, 1991-92
Most Games Played	32, 1997-98
Most Wins	28, 1998-99
Most Losses	21, 1996-97
Fewest Wins	7, 1976-77
Fewest Losses	3, 1998-99
Longest Winning Streak	18, 1998-99
Longest Losing Streak	7, 1977-78
Highest Scoring Average	78.3, 29 games, 1984-85
Lowest Defensive Average	56.6, 16 games, 1976-77
Highest Won-Lost Percentage903, 28-3, 1998-99
Lowest Won-Lost Percentage323, 10-21, 1996-97
Most Consecutive Winning Seasons	3, 1992-93, 1993-94, 1994-95
Most Metro Conference Wins (reg. season)	10, 1994-95
Most Atlantic 10 Conference Wins (reg. season)	15, 1998-99
Most Consecutive Metro Wins	6, 1994-95
Most Consecutive Atlantic 10 Wins	7, 1997-98, 1998-99
Most Consecutive Metro Losses	6, 1987-88
Most Consecutive Atlantic 10 Losses	5, 1996-97



The 1998-99 Hokies had an 18-game winning streak en route to a 28-3 record.

Single Game Highs

VIRGINIA

TECH

Points

- 34 Renee Dennis vs. Memphis State, 2-7-87
- 33 Michelle Hollister vs. Fordham, 3-1-96
- 33 Renee Dennis vs. Florida State, 1-3-87
- 32 Jenny Root vs. Morehead State, 2-25-93
- 31 Joyce Waddy vs. Mercer, 2-22-86
- 30 Dayna Sonovick vs. East Tennessee State, 12-4-91
- Renee Dennis vs. North Carolina, 12-4-85
- 29 Michelle Hollister vs. La Salle, 1-25-96
- Jenny Root vs. Radford, 2-12-92
- Amy Byrne vs. Radford, 2-28-90
- Michelle Bain vs. Florida State, 2-20-88
- Susan Walvius vs. Mercer, 2-22-86
- Susan Walvius vs. Virginia, 12-10-85
- Robin Lee vs. Florida State, 1-16-82
- 28 Amy Wetzel vs. Xavier, 2-28-99
- Amy Wetzel vs. Wisconsin, 3-14-98
- Michelle Hollister vs. George Washington, 2-27-96
- Jeni Garber vs. Memphis State, 3-9-89

Rebounds

- 21 Karen Garbis vs. James Madison, 2-16-78
- 19 Tammie Edwards vs. Detroit, 12-28-81
- Debbie Stovall vs. Emory and Henry, 12-9-77
- 18 Joyce Waddy vs. Louisville, 2-23-87
- Susan Walvius vs. Florida State, 1-4-86
- Peg Bunger vs. West Virginia, 2-22-78
- Peg Bunger vs. Va. Commonwealth, 2-17-78
- 17 Michelle Hollister vs. James Madison, 12-21-97
- Tammie Edwards vs. N.C. State, 12-6-82

O P P O N E N T S

Points

- 41 Bev Smith (Morehead State), 2-25-93
- Stephanie Howard (Radford), 2-10-88
- 39 Keisha Johnson (Tulane), 1-15-94
- Janet Knight (Clemson), 12-29-84
- Korie Hlede (Duquesne), 1-27-98
- 37 Beth Hunt (South Carolina), 2-5-90
- 36 Cheryl Cook (Cincinnati), 1-28-84
- Karen Pelphrey (Marshall), 11-29-82
- 35 Kelly Hoover (Va. Commonwealth), 3-2-87
- Christi Hester (Dayton), 1-18-97
- 34 Heather Burge (Virginia), 12-8-92
- Bev Burnette (Florida State), 2-20-88
- Cheryl Cook (Cincinnati), 1-26-85
- Karen Stephens (Temple), 12-28-82
- Susan Highfill (Roanoke), 2-15-77
- 33 Katie Beck (ETSU), 1-21-86
- Caroline Mast (Ohio Univ.), 11-24-84
- 32 Daphne Hawkins (Virginia), 12-8-87

Rebounds

- 22 DeShawne Blocker (East Tennessee St.), 1-2-94
- 21 Glenda Stokes (Florida State), 1-16-82
- Anne Donovan (Old Dominion), 3-6-81
- Pam Miklasevich (Pittsburgh), 2-19-80
- 20 Kristin Wilson (UNCC), 2-24-86
- 19 Wilhelmina Smith (Southern Miss), 2-24-84
- Anne Donovan (Old Dominion), 12-20-82
- Paula Bennett (UNCC), 1-26-80
- 18 Kelly Rose (Louisville), 1-25-93
- Bev Obringer (Cincinnati), 1-27-86
- Dawn Royster (North Carolina), 12-4-85
- Ann Lawrence (North Carolina), 11-28-79
- Bernie McGlade (North Carolina), 11-28-79
- Punkie Mills (East Tennessee St.), 11-20-79

Records By Class

Freshman

Points	427	Kim Seaver	1996-97
Scoring Average	13.8	Kim Seaver	1996-97
FG Made	182	Kim Seaver	1996-97
FG Attempted	352	Julie Williams	1979-80
	352	Kim Seaver	1996-97
FG Percentage	.604	Nicole Jones	1998-99
3PT FG Made	53	Sarah Hillyer	1989-90
3PT FG Attempted	138	Sarah Hillyer	1989-90
3PT FG Percentage	.384	Sarah Hillyer	1989-90
FT Made	112	Amy Wetzel	1997-98
FT Attempted	140	Amy Wetzel	1997-98
FT Percentage	.889	Sue Logsdon	1990-91
Rebounds	237	Tere Williams	1997-98
Rebounding Average	7.6	Tere Williams	1997-98
Assists	74	Lisa Leftwich	1991-92
Steals	57	Sonya Dalton	1979-80
	57	Amy Wetzel	1997-98

Sophomore

Points	468	Tere Williams	1998-99
Scoring Average	17.3	Michelle Hollister	1995-96
FG Made	192	Tere Williams	1998-99
FG Attempted	319	Tere Williams	1998-99
FG Percentage	.602	Tere Williams	1998-99
3PT FG Made	25	Amy Wetzel	1998-99
3PT FG Attempted	68	Lynette Nolley	1995-96
3PT FG Percentage	.487	Dayna Sonovick	1988-89
FT Made	153	Amy Wetzel	1998-99
FT Attempted	203	Amy Wetzel	1998-99
FT Percentage	.831	Lisa Griffith	1990-91
Rebounds	245	Michelle Hollister	1995-96
Rebounding Average	9.1	Michelle Hollister	1995-96
Assists	124	Lisa Witherspoon	1996-97
Steals	70	Sandy Berry	1978-79

Junior

Points	538	Renee Dennis	1985-86
Scoring Average	19.9	Renee Dennis	1985-86
FG Made	201	Renee Dennis	1985-86
FG Attempted	445	Renee Dennis	1985-86
FG Percentage	.573	Missy Sallade	1988-89
3PT FG Made	57	Jeni Garber	1988-89
3PT FG Attempted	173	Jeni Garber	1988-89
3PT FG Percentage	.460	Sue Logsdon	1992-93
FT Made	136	Renee Dennis	1985-86
FT Attempted	202	Renee Dennis	1985-86
FT Percentage	.874	Christi Osborne	1993-94
Rebounds	275	Tammie Edwards	1981-82
Rebounding Average	9.8	Tammie Edwards	1981-82
Assists	219	Lisa Witherspoon	1997-98
Steals	78	Taiqua Brittingham	1983-84

Senior

Points	561	Amy Byrne	1989-90
Scoring Average	20.0	Amy Byrne	1989-90
FG Made	212	Renee Dennis	1986-87
FG Attempted	472	Renee Dennis	1986-87
FG Percentage	.564	Michelle Bain	1987-88
3PT FG Made	70	Jeni Garber	1990-91
3PT FG Attempted	224	Jeni Garber	1990-91
3PT FG Percentage	.378	Lisa Griffith	1992-93
FT Made	151	Amy Byrne	1989-90
FT Attempted	203	Amy Byrne	1989-90
FT Percentage	.838	Lisa Griffith	1992-93
Rebounds	272	Susan Walvius	1985-86
Rebounding Average	9.7	Susan Walvius	1985-86
Assists	246	Lisa Witherspoon	1998-99
Steals	86	Lisa Witherspoon	1998-99

Year-by-Year Statistical Leaders

Scoring Average

1976-77	Kelly Bradley	13.0
77-78	Karen Garbis	12.6
78-79	Karen Garbis	12.1
79-80	Julie Williams	12.4
80-81	Maureen Corrigan	11.7
81-82	Robin Lee	12.5
82-83	Tammie Edwards	11.0
83-84	Taiqua Brittingham	13.3
84-85	Renee Dennis	14.2
85-86	Renee Dennis	19.9
86-87	Renee Dennis	19.2
87-88	Michelle Bain	16.8
88-89	Amy Byrne	15.0
89-90	Amy Byrne	20.0
90-91	Jeni Garber	13.6
91-92	Lisa Griffith	12.3
92-93	Jenny Root	14.9
93-94	Christi Osborne	14.5
94-95	Jenny Root	16.5
95-96	Michelle Hollister	17.3
96-97	Kim Seaver	13.8
97-98	Tere Williams	13.4
98-99	Tere Williams	15.6

Points

1976-77	Kelly Bradley	208
77-78	Peg Bunger	288
78-79	Karen Garbis	291
79-80	Julie Williams	359
80-81	Maureen Corrigan	350
81-82	Robin Lee	350
82-83	Tammie Edwards	275
83-84	Taiqua Brittingham	387
84-85	Renee Dennis	412
85-86	Renee Dennis	538
86-87	Renee Dennis	558
87-88	Michelle Bain	471
88-89	Amy Byrne	435
89-90	Amy Byrne	561
90-91	Jeni Garber	367
91-92	Lisa Griffith	333
92-93	Jenny Root	416
93-94	Christi Osborne	434
94-95	Jenny Root	510
95-96	Michelle Hollister	467
96-97	Kim Seaver	427
97-98	Tere Williams	414
98-99	Tere Williams	468

Free Throw Percentage

(Minimum of 2 attempts per game)

1976-77	Thea Bertoia	.656
77-78	Karen Garbis	.648
78-79	Pauline Landes	.606
79-80	Sandy Berry	.763
80-81	Maureen Corrigan	.775
81-82	Maureen Corrigan	.737
82-83	Taiqua Brittingham	.660
83-84	Robin Lee	.760
84-85	Robin Lee	.720
88-89	Amy Byrne	.820
89-90	Amy Byrne	.744
90-91	Sue Logsdon	.889
91-92	Jenny Root	.714
92-93	Lisa Griffith	.836
93-94	Christi Osborne	.874
94-95	Christi Osborne	.816
95-96	Terri Garland	.779
96-97	Katie O'Connor	.820
97-98	Kelly Drinka	.870
98-99	Amy Wetzel	.754

Rebounds

1976-77	Karen Garbis	96
77-78	Peg Bunger	184
78-79	Sandy Berry	176
79-80	Julie Williams	227
80-81	Maureen Corrigan	172
81-82	Tammie Edwards	275
82-83	Tammie Edwards	215
83-84	Robin Lee	171
84-85	Renee Dennis	215
85-86	Susan Walvius	272
86-87	Renee Dennis	205
87-88	Michelle Bain	215
88-89	Missy Sallade	252
89-90	Missy Sallade	237
90-91	Dayna Sonovick	157
91-92	Angela Donnell	147
92-93	Jenny Root	224
93-94	Jenny Root	218
94-95	Jenny Root	253
95-96	Michelle Hollister	245
96-97	Renee Maitland	191
97-98	Tere Williams	237
98-99	Tere Williams	221

Rebounding Average

1976-77	Karen Garbis	7.4
77-78	Karen Garbis	8.1
78-79	Sandy Berry	7.3
79-80	Julie Williams	7.8
80-81	Maureen Corrigan	5.7
81-82	Tammie Edwards	9.8
82-83	Tammie Edwards	8.6
83-84	Robin Lee	5.7
84-85	Renee Dennis & Susan Walvius	7.4
85-86	Susan Walvius	9.7
86-87	Renee Dennis	7.1
87-88	Michelle Bain	7.7
88-89	Missy Sallade	8.7
89-90	Missy Sallade	8.5
90-91	Dayna Sonovick	5.8
91-92	Angela Donnell	5.3
92-93	Jenny Root	8.0
93-94	Jenny Root	7.3
94-95	Jenny Root	8.2
95-96	Michelle Hollister	9.1
96-97	Renee Maitland	6.2
97-98	Tere Williams	7.6
98-99	Tere Williams	7.4



Tammie Edwards

Assists

1976-77	not recorded	
77-78	Gail Kelly	46
78-79	Sandy Berry	120
79-80	Sandy Berry	139
80-81	Sandy Berry	125
81-82	Jackie Ansley	94
82-83	Jackie Ansley	94
83-84	Jackie Ansley	115
84-85	Taiqua Brittingham	114
85-86	Maureen Donovan	164
86-87	Maureen Donovan	143
87-88	Denise Kayajian	97
88-89	Stephanie Green	108
89-90	Sandy Michel	83
90-91	Jeni Garber	108
91-92	Phyllis Tonkin	97
92-93	Lisa Leftwich	100
93-94	Lisa Leftwich	110
94-95	Terri Garland	116
95-96	Terri Garland	102
96-97	Lisa Witherspoon	124
97-98	Lisa Witherspoon	219
98-99	Lisa Witherspoon	246

Field Goals Made

1976-77	Kelly Bradley	94
77-78	Karen Garbis	125
78-79	Karen Garbis	146
79-80	Julie Williams	167
80-81	Maureen Corrigan	120
81-82	Kathy Hanover	132
82-83	Kathy Hanover	109
83-84	Taiqua Brittingham	164
84-85	Susan Walvius	175
85-86	Susan Walvius	202
86-87	Renee Dennis	212
87-88	Michelle Bain	204
88-89	Amy Byrne	163
89-90	Amy Byrne	205
90-91	Dayna Sonovick	135
91-92	Lisa Griffith	132
92-93	Jenny Root	163
93-94	Jenny Root	165
94-95	Jenny Root	204
95-96	Michelle Hollister	177
96-97	Kim Seaver	182
97-98	Tere Williams	170
98-99	Tere Williams	192

Field Goal Percentage

1976-77	Kelly Bradley	.461
77-78	Peg Bunger	.466
78-79	Peg Bunger	.496
79-80	Julie Williams	.474
80-81	Julie Williams	.490
81-82	Taiqua Brittingham	.525
82-83	Taiqua Brittingham	.460
83-84	Taiqua Brittingham	.529
84-85	Joyce Waddy	.538
85-86	Joyce Waddy	.508
86-87	Michelle Bain	.526
87-88	Michelle Bain	.564
88-89	Missy Sallade	.573
89-90	Amy Byrne	.498
90-91	Lisa Griffith	.469
91-92	Lisa Griffith	.500
92-93	Jenny Root	.580
93-94	Jenny Root	.511
94-95	Jenny Root	.533
95-96	Michelle Hollister	.492
96-97	Kim Seaver	.517
97-98	Tere Williams	.538
98-99	Tere Williams	.602

Free Throws Made

1976-77	Karen Garbis	37
77-78	Karen Garbis	68
78-79	Sis Spriggs	51
79-80	Sandy Berry	58
80-81	Maureen Corrigan	110
81-82	Tammie Edwards	100
82-83	Tammie Edwards	73
83-84	Robin Lee	79
84-85	Renee Dennis	86
85-86	Renee Dennis	136
86-87	Renee Dennis	134
87-88	Michelle Bain	63
88-89	Missy Sallade	124
89-90	Amy Byrne	151
90-91	Lisa Griffith	74
91-92	Jenny Root	50
92-93	Jenny Root	90
93-94	Christi Osborne	97
94-95	Jenny Root	102
95-96	Michelle Hollister	107
96-97	Kim Seaver	63
97-98	Amy Wetzel	112
98-99	Amy Wetzel	153

3-Pt Field Goals Made

1987-88	Lisa Haney	29
88-89	Jeni Garber	57
89-90	Sarah Hillyer	53
90-91	Jeni Garber	70
91-92	Dayna Sonovick	28
92-93	Lisa Griffith	31
93-94	Sue Logsdon	25
94-95	Christi Osborne	23
95-96	Sherry Banks	28
96-97	Renee Maitland	36
97-98	Maria Albertsson	20
98-99	Maria Albertsson	31



Taiqua Brittingham



Maria
Albertsson

Tech's Top Ten

The Hokies' Best Performances Through 23 Varsity Seasons

Points (Career)

1983-87	Renee Dennis, 115 games	1791
91-95	Jenny Root, 117 games	1582
91-95	Christi Osborne, 117 games	1500
86-90	Amy Byrne, 113 games	1291
82-86	Susan Walvius, 105 games	1161
81-85	Robin Lee, 112 games	1147
95-99	Michelle Houseright	1112
82-86	Angie Kelly, 104 games	1092
84-88	Michelle Bain, 110 games	1068
89-93	Lisa Griffith, 102 games	1033

Points (Season)

1989-90	Amy Byrne, Sr., 28 games	561
86-87	Renee Dennis, Sr., 29 games	558
85-86	Renee Dennis, Jr., 27 games	538
94-95	Jenny Root, Sr., 31 games	510
85-86	Susan Walvius, Sr., 28 games	475
87-88	Michelle Bain, Sr., 28 games	471
98-99	Tere Williams, So., 31 games	468
95-96	Michelle Hollister, So., 27 games	467
88-89	Amy Byrne, Jr., 29 games	435
93-94	Christi Osborne, Jr., 30 games	434

Scoring Average (Career)

1983-87	Renee Dennis, 115 games	15.6
91-95	Jenny Root, 117 games	13.5
91-95	Christi Osborne, 117 games	12.8
88-91	Jeni Garber, 56 games	12.6
86-90	Amy Byrne, 113 games	11.4
86-87	Susan Walvius, 105 games	11.1
76-79	Karen Garbis, 62 games	10.8
82-86	Angie Kelly, 104 games	10.5
79-81	Julie Williams, 58 games	10.3
81-85	Robin Lee, 112 games	10.2

Scoring Average (Season)

1989-90	Amy Byrne, Sr., 28 games	20.0
85-86	Renee Dennis, Jr., 27 games	19.9
86-87	Renee Dennis, Sr., 29 games	19.2
95-96	Michelle Houseright, So., 27 games	17.3
85-86	Susan Walvius, Sr., 28 games	17.0
87-88	Michelle Bain, Sr., 28 games	16.8
94-95	Jenny Root, Sr., 31 games	16.5
98-99	Tere Williams, So., 31 games	15.6
88-89	Amy Byrne, Jr., 29 games	15.0
85-86	Angie Kelly, Sr., 24 games	14.9
92-93	Jenny Root, So., 28 games	14.9



Renee Dennis

Field Goal Percentage (Career)

(Minimum 3 made per game)			
1991-95	Jenny Root, 117 games	(626-1163)	.538
86-90	Missy Sallade, 108 games	(328-630)	.521
84-88	Michelle Bain, 110 games	(447-851)	.511
81-85	Taiqua Brittingham, 105 games	(383-751)	.510
82-86	Susan Walvius, 105 games	(505-1046)	.483
79-81	Julie Williams, 58 games	(269-560)	.480
86-90	Amy Byrne, 113 games	(479-1021)	.470
89-93	Lisa Griffith, 102 games	(389-832)	.467
95-99	Michelle Houseright, 115 games	(426-912)	.467
76-79	Peg Bunger, 63 games	(209-449)	.465
83-87	Renee Dennis, 115 games	(680-1461)	.465

Field Goal Percentage (Season)

(Minimum 4 made per game)			
1998-99	Tere Williams, So., 31 games	(192-319)	.602
92-93	Jenny Root, So., 28 games	(163-281)	.580
88-89	Missy Sallade, Jr., 29 games	(138-241)	.573
87-88	Michelle Bain, Sr., 28 games	(204-362)	.564
97-98	Tere Williams, Fr., 31 games	(170-316)	.538
94-95	Jenny Root, Sr., 31 games	(204-383)	.533
83-84	Taiqua Brittingham, Jr., 29 games	(164-310)	.529
86-87	Michelle Bain, Jr., 29 games	(131-249)	.526
84-85	Renee Dennis, So., 29 games	(163-313)	.521
96-97	Kim Seaver, Fr., 31 games	(182-352)	.517
93-94	Jenny Root, Jr., 30 games	(165-323)	.511



Jenny Root

Field Goals Made (Career)

1983-87	Renee Dennis, 115 games	680
91-95	Jenny Root, 117 games	626
91-95	Christi Osborne, 117 games	581
82-86	Susan Walvius, 105 games	505
86-90	Amy Byrne, 113 games	479
82-86	Angie Kelly, 104 games	451
84-88	Michelle Bain, 110 games	447
81-85	Robin Lee, 112 games	434
98-99	Michelle Houseright, 115 games	426
89-93	Lisa Griffith, 102 games	389

Field Goals Made (Season)

1986-87	Renee Dennis, Sr., 29 games	212
89-90	Amy Byrne, Sr., 28 games	205
94-95	Jenny Root, Sr., 31 games	204
87-88	Michelle Bain, Sr., 28 games	204
85-86	Susan Walvius, Sr., 28 games	202
85-86	Renee Dennis, Jr., 27 games	201
98-99	Tere Williams, So., 31 games	192
96-97	Kim Seaver, Fr., 31 games	182
95-96	Michelle Houseright, So., 27 games	177
84-85	Susan Walvius, Jr., 28 games	175

Three-Point Field Goals Made (Career)

1988-91	Jeni Garber, 56 games	127
87-92	Dayna Sonovick, 85 games	84
91-95	Christi Osborne, 117 games	71
94-98	Reneé Maitland, 99 games	64
89-93	Lisa Griffith, 102 games	64
93-97	Sherry Banks, 113 games	60
89-90	Sarah Hillyer, 28 games	53
98-99	Maria Albertsson, 63 games	51
90-94	Sue Logsdon, 105 games	50
94-98	Reneé Maitland, 67 games	47

Three-Point Field Goals Made (Season)

1990-91	Jeni Garber, Sr., 27 games	70
88-89	Jeni Garber, Jr., 29 games	57
89-90	Sarah Hillyer, Fr., 28 games	53
96-97	Reneé Maitland, Jr., 31 games	36
90-91	Dayna Sonovick, Jr., 27 games	32
92-93	Lisa Griffith, Sr., 28 games	31
98-99	Maria Albertsson, Sr., 31 games	31
87-88	Lisa Haney, Sr., 24 games	29
95-96	Sherry Banks, Jr., 28 games	28
91-92	Dayna Sonovick, Sr., 15 games	28

Free Throws Made (Career)

1983-87	Renee Dennis, 115 games	431
86-90	Amy Byrne, 113 games	333
91-95	Jenny Root, 117 games	329
81-85	Robin Lee, 112 games	289
86-90	Missy Sallade, 108 games	270
91-95	Christi Osborne, 117 games	267
97-	Amy Wetzel, 62 games	265
91-95	Lisa Leftwich, 111 games	264
95-99	Michelle Houseright, 115 games	255
92-96	Terri Garland, 114 games	246

Free Throws Made (Season)

1998-99	Amy Wetzel, So., 31 games	153
89-90	Amy Byrne, Sr., 28 games	151
85-86	Renee Dennis, Jr., 27 games	136
86-87	Renee Dennis, Sr., 29 games	134
88-89	Missy Sallade, Jr., 29 games	124
97-98	Amy Wetzel, r-Fr., 31 games	112
80-81	Maureen Corrigan, Jr., 30 games	110
88-89	Amy Byrne, Jr., 29 games	109
89-90	Missy Sallade, Sr., 28 games	108
95-96	Michelle Houseright, So., 27 games	107

Rebounds (Career)

1991-95	Jenny Root, 117 games	815
83-87	Renee Dennis, 115 games	792
79-83	Tammie Edwards, 107 games	748
82-86	Susan Walvius, 105 games	644
84-88	Michelle Bain, 110 games	619
86-90	Amy Byrne, 113 games	618
86-90	Missy Sallade, 108 games	610
95-99	Michelle Houseright, 115 games	609
91-95	Angela Donnell, 117 games	601
91-95	Christi Osborne, 117 games	566

Rebounds (Season)

1981-82	Tammie Edwards, Jr., 28 games	275
85-86	Susan Walvius, Sr., 28 games	272
94-95	Jenny Root, Sr., 31 games	253
88-89	Missy Sallade, Jr., 29 games	252
95-96	Michelle Hollister, So., 27 games	245
89-90	Missy Sallade, Sr., 28 games	237
97-98	Tere Williams, Fr., 31 games	237
79-80	Julie Williams, Fr., 29 games	227
85-86	Renee Dennis, Jr., 27 games	224
92-93	Jenny Root, So., 28 games	224

Rebounding Average (Career)

1991-95	Jenny Root, 117 games	7.0
76-79	Karen Garbis, 62 games	7.0
79-83	Tammie Edwards, 107 games	7.0
83-87	Renee Dennis, 115 games	6.9
79-81	Julie Williams, 58 games	6.3
82-86	Susan Walvius, 105 games	6.1
86-88	Wendy Sanders, 54 games	5.9
78-81	Sandy Berry, 83 games	5.7
86-90	Missy Sallade, 108 games	5.6
84-88	Michelle Bain, 110 games	5.5
86-90	Amy Byrne, 113 games	5.5

Rebounding Average (Season)

1981-82	Tammie Edwards, Jr., 28 games	9.8
85-86	Susan Walvius, Sr., 28 games	9.7
95-96	Michelle Houseright, So., 27 games	9.1
88-89	Missy Sallade, Jr., 29 games	8.7

82-83	Tammie Edwards, Sr., 25 games	8.6
89-90	Missy Sallade, Sr., 28 games	8.5
85-86	Renee Dennis, Jr., 27 games	8.3
94-95	Jenny Root, Sr., 31 games	8.2
77-78	Karen Garbis, Jr., 22 games	8.1
92-93	Jenny Root, So., 28 games	8.0

Assists (Career)

1996-99	Lisa Witherspoon, 112 games	635
83-87	Maureen Donovan, 115 games	410
78-81	Sandy Berry, 83 games	384
91-95	Lisa Leftwich, 111 games	371
92-96	Terri Garland, 114 games	369
88-92	Phyllis Tonkin, 100 games	319
91-95	Christi Osborne, 117 games	316
81-84	Jackie Ansley, 83 games	312
81-85	Taiqua Brittingham, 105 games	303
90-94	Sue Logsdon, 105 games	263

Assists (Season)

1998-99	Lisa Witherspoon, Sr., 30 games	246
97-98	Lisa Witherspoon, Jr., 31 games	219
85-86	Maureen Donovan, Jr., 28 games	164
86-87	Maureen Donovan, Sr., 29 games	143
79-80	Sandy Berry, Jr., 29 games	139
80-81	Sandy Berry, Sr., 30 games	125
96-97	Lisa Witherspoon, So., 23 games	124
78-79	Sandy Berry, So., 24 games	120
94-95	Terri Garland, Jr., 31 games	116
83-84	Jackie Ansley, Jr., 30 games	115

Blocked Shots (Career)

1982-86	Susan Walvius, 105 games	204
91-95	Jenny Root, 117 games	133
84-88	Michelle Bain, 110 games	109
96-	Kim Seaver, 85 games	106
79-81	Julie Williams, 82 games	82
89-93	Lisa Griffith, 102 games	77
86-90	Missy Sallade, 108 games	71
92-96	Cynthia Lee, 110 games	65
81-83	Fran Pfister, 58 games	59
81-85	Robin Lee, 46 games	55

**Susan Walvius****Blocked Shots (Season)**

1985-86	Susan Walvius, Sr., 28 games	93
84-85	Susan Walvius, Jr., 28 games	73
96-97	Kim Seaver, Fr., 31 games	54
96-97	Meg Hunter, Fr., 31 games	49
79-80	Julie Williams, Fr., 29 games	43
86-87	Michelle Bain, Jr., 29 games	43
92-93	Jenny Root, So., 28 games	39
94-95	Jenny Root, Sr., 31 games	37
81-82	Fran Pfister, Sr., 25 games	36
92-93	Lisa Griffith, Sr. 28 games	34

Steals (Career)

1981-85	Taiqua Brittingham, 105 games	252
96-99	Lisa Witherspoon, 112 games	219
78-81	Sandy Berry, 83 games	175
91-95	Lisa Leftwich, 111 games	161
81-84	Jackie Ansley, 83 games	157
92-96	Terri Garland, 114 games	144
83-87	Maureen Donovan, 115 games	142
82-86	Angie Kelly, 104 games	140
90-94	Sue Logsdon, 105 games	126
94-98	Renee Maitland, 99 games	123

Steals (Season)

1998-99	Lisa Witherspoon, Sr., 30 games	86
83-84	Taiqua Brittingham, Jr., 29 games	78
96-97	Renee Maitland, Jr., 31 games	77
78-79	Sandy Berry, So., 24 games	70
83-84	Jackie Ansley, Sr., 30 games	68
84-85	Taiqua Brittingham, Sr., 23 games	66
82-83	Taiqua Brittingham, So., 25 games	62
97-98	Lisa Witherspoon, Jr., 31 games	62
88-89	Jeni Garber, Jr., 29 games	60
79-80	Sonya Dalton, Fr., 29 games	57
97-98	Amy Wetzel, r-Fr., 31 games	57

Free Throw Percentage (Career)

(Minimum 1.5 made per game)

1991-95	Christi Osborne, 117 games	(267-322)	.829
90-94	Sue Logsdon, 105 games	(203-257)	.790
89-93	Lisa Griffith, 102 games	(191-247)	.773
80-82	Maureen Corrigan, 55 games	(166-218)	.761
86-90	Amy Byrne, 113 games	(333-438)	.760
96-99	Katie O'Connor, 120 games	(216-286)	.755
81-85	Robin Lee, 112 games	(289-387)	.747
82-86	Angie Kelly, 104 games	(190-257)	.739
91-95	Lisa Leftwich, 111 games	(264-361)	.731
92-96	Terri Garland, 114 games	(246-342)	.719

Free Throw Percentage (Season)

(Min. 60 attempts)

1990-91	Sue Logsdon, Fr., 27 games	(72-81)	.889
93-94	Christi Osborne, Jr., 30 games	(97-111)	.874
92-93	Lisa Griffith, Sr., 28 games	(62-74)	.838
90-91	Lisa Griffith, So., 27 games	(74-89)	.831
88-89	Amy Byrne, Jr., 29 games	(109-133)	.820
94-95	Christi Osborne, Sr., 31 games	(71-87)	.816
97-98	Amy Wetzel, r-Fr., 31 games	(112-140)	.800
96-97	Kelly Drinka, So., 31 games	(58-73)	.795
93-94	Lisa Leftwich, Jr., 30 games	(86-109)	.789
85-86	Angie Kelly, Sr., 24 games	(52-66)	.788
92-93	Christi Osborne, So., 28 games	(62-79)	.785

**Sue Logsdon**

Year-by-Year Results

1976-77

Coach: John Wetzel

Record: 7-9

- hL 42-46 Virginia State
- aL 52-54 Virginia
- aW 59-55 Bridgewater
- aL 58-71 East Tennessee State
- aL 50-60 Radford
- hL 55-68 Norfolk State
- hW 49-48 Emory & Henry
- hW 59-47 Longwood
- aW 57-47 William & Mary
- aL 39-82 Old Dominion
- aW 53-43 VCU
- hW 56-46 James Madison
- hL 71-68 Roanoke College
- hL 58-67 Virginia
- nL1 37-47 James Madison
- nL1 49-56 Norfolk State

1977-78

Coach: Carolyn Owen

Record: 8-16

- hL 65-77 Bridgewater
- hW 61-52 Emory & Henry
- hL 57-78 East Tennessee State
- nW2 65-57 George Washington
- nL2 65-80 William & Mary
- aL 39-54 Virginia
- hL 78-81 Morris Harvey
- hL 55-81 Virginia State
- aL 68-86 Norfolk State
- hL 52-73 Radford
- hL 48-108 Old Dominion
- hW 87-45 VCU
- hW 65-57 William & Mary
- aL 59-68 Longwood
- hW 73-68 Virginia Union
- aL 47-66 James Madison
- aW 75-47 VCU
- aL 68-81 Radford
- aL 72-75 West Virginia
- aW 75-59 Emory & Henry
- aL 64-74 East Tennessee State
- aW 76-56 Roanoke College
- nL1 53-83 Old Dominion
- nL1 38-58 Virginia

1978-79

Coach: Carol Alfano

Record: 9-15

- aL 57-70 Marshall
- aL 69-82 Morris Harvey
- aW 70-58 Bridgewater
- hL 56-75 Wake Forest
- hW 83-62 Norfolk State
- hL 65-67 UNC Charlotte
- hL 58-64 Virginia
- hW 83-78 W. Va. Wesleyan
- hL 67-69 Virginia State
- aL 65-76 George Washington
- aL 59-73 Virginia Union
- hW 57-49 James Madison
- hL 73-87 Lenoir-Rhyne
- hL 72-73 American University
- aL 47-91 Old Dominion
- aL 57-62 Georgetown
- hL 60-66 Radford
- hW 81-55 Longwood
- hL 73-61 West Virginia
- aW 64-59 William & Mary
- aL 56-69 VCU
- hL 64-86 James Madison
- hW 75-54 VCU
- hW 70-53 Norfolk State

1979-80

Coach: Carol Alfano

Record: 17-12

- hW 78-55 Appalachian State
- aW 75-63 East Tennessee State
- aL 73-82 North Carolina
- hW 87-66 VCU
- aL 68-86 South Carolina
- aL 57-67 Florida State
- nW3 71-60 St. Louis#
- nL3 58-66 Cincinnati#
- hL 53-57 George Washington
- hL 58-75 East Carolina



The 1978-79 Hokies were the first of 19 Tech teams to be coached by Carol Alfano.

- hW 60-56 William & Mary
- hW 70-57 Marshall
- nL2 38-48 Virginia
- aW 65-61 Norfolk State
- hW 71-62 Virginia Union
- aW 63-50 Virginia State
- hL 61-66 UNC Charlotte
- aL 62-55 James Madison
- hW 60-54 Winthrop
- hW 65-54 East Tennessee State
- hL 52-78 Old Dominion
- aW 77-54 Florida State
- hW 66-59 Univ. of Charleston
- aW 75-58 Longwood
- aL 54-76 Pittsburgh
- aW 71-67 West Virginia
- aW 63-62 Radford
- hL 53-54 Cincinnati
- hL 52-63 Virginia Union

1980-81

Coach: Carol Alfano

Record: 13-17

- hW 100-46 W. Va. Wesleyan
- aL 65-70 East Carolina
- aL 68-94 N.C. State
- hW 65-63 William & Mary
- hL 42-78 South Carolina*
- nW4 75-54 Delaware
- aL 54-57 George Washington
- hW 62-45 Virginia State
- nW5 74-67 West Virginia
- nW6 71-56 Carson-Newman
- aL 50-88 East Tennessee State
- nL7 50-65 Georgia
- nL8 43-58 Virginia
- hL 72-89 Louisville
- hW 73-37 Norfolk State
- aL 67-69 UNC Charlotte
- aL 58-78 Cincinnati
- hW 65-55 Duke
- hW 66-58 James Madison
- hW 62-56 East Tennessee State
- nL9 64-81 Louisville#
- nL9 65-72 St. Louis#
- aL 58-60 Univ. of Charleston
- aW 79-61 Marshall
- aL 58-64 Appalachian State
- aL 51-55 Virginia Union
- aL 39-85 Old Dominion
- aW10 71-65 James Madison
- nL10 54-65 Old Dominion
- nL10 41-49 Virginia

1981-82

Coach: Carol Alfano

Record: 16-12; Metro: 0-5

- aW 89-58 William & Mary
- hW 81-63 Radford
- nW4 92-57 American University
- aW 73-54 George Washington
- hL 45-82 Old Dominion
- aL 58-71 Duke

- hW 88-74 Univ. of Charleston
- aW11 100-51 Queens College
- nL11 47-65 Detroit
- nW11 62-61 DePaul
- nL8 81-82 West Virginia (2-OT)
- aW 64-57 Appalachian State
- hW 95-66 Yale
- aL 60-80 East Tennessee State
- hL 82-93 Florida State
- hW 71-52 Marshall
- hL 68-72 Louisville
- hL 47-48 N.C. State
- nL12 64-72 Tulane
- aL12 81-86 Cincinnati
- hL 68-77 Memphis State
- nW8 63-56 Virginia
- aW 85-74 James Madison
- hW 76-74 North Carolina
- hW 77-44 Liberty Baptist
- aW 100-67 Roanoke College
- nW13 62-52 Tulane#
- aL13 59-83 Memphis State#

1982-83

Coach: Carol Alfano

Record: 13-12; Metro: 2-3

- aW 73-69 Marshall
- hW 64-63 East Tennessee State
- aL 63-79 N.C. State
- aW 73-63 Radford
- hW 78-54 Howard
- aW 81-64 Charleston
- aL 53-84 Old Dominion
- nL11 60-64 St. John's
- nL11 83-85 Temple (2-OT)
- hL 47-55 Tennessee
- aL 66-70 Virginia
- aL 66-71 West Virginia
- aW 92-79 Appalachian State
- aL 60-78 Memphis State
- hW 86-63 Cincinnati
- hW 68-61 Louisville
- hW 81-57 VCU
- aW 66-60 UNC Charlotte
- aL 58-81 Cincinnati
- aL 54-63 Louisville
- hW 57-47 James Madison
- hW 61-60 Morehead State
- aL 83-100 North Carolina
- aW 78-74 Liberty Baptist
- nL14 64-72 Memphis State#

1983-84

Coach: Carol Alfano

Record: 15-15; Metro: 4-6

- hW 101-85 Univ. of Charleston
- aL 60-67 East Tennessee State
- aW 89-65 Howard
- hW 76-64 Marshall
- hW 84-61 Georgia Southern+
- hL 87-89 Mississippi State+
- hW 85-77 Northwestern+
- nL15 52-73 North Carolina

- nL15 63-74 N.C. State
- nL8 70-88 Virginia
- hW 95-76 Appalachian State
- aL 63-77 Tennessee
- hW 73-62 West Virginia
- aW 75-62 Morehead State
- hL 62-74 Memphis State
- aW 92-86 Cincinnati
- aL 72-81 Louisville
- hW 68-63 Florida State
- hW 93-61 Louisville
- hW 105-93 Cincinnati
- aW 81-63 VCU
- aL 74-89 South Carolina
- aL 59-72 James Madison
- aL 75-91 Southern Miss
- aL 59-64 Tulane
- hL 67-100 Old Dominion
- hL 70-80 South Carolina
- nW12 94-86 Southern Miss#
- nL12 60-63 Louisville#
- nW12 89-76 South Carolina#

1984-85

Coach: Carol Alfano

Record: 16-13; Metro: 4-6

- aL16 79-69 Tennessee Tech
- nL16 77-79 Ohio University
- hW 74-51 East Tennessee State
- nW8 74-73 North Carolina
- aW 109-81 Univ. of Charleston
- hW 75-59 UT-Chattanooga+
- hL 60-75 Auburn+
- hW 86-77 LSU+
- aL 90-101 Clemson
- aL 77-85 Florida State
- hW 104-64 Tulane
- hL 73-93 Southern Miss
- aL 62-74 Virginia
- aW 72-66 Mississippi State
- aL 72-77 Memphis State
- hW 73-62 James Madison
- aL 79-90 Cincinnati
- aW 79-74 Louisville
- hL 76-86 Old Dominion
- hW 59-58 South Carolina
- hW 86-74 Cincinnati
- hL 68-70 Louisville
- aW 85-74 Marshall
- aW 79-75 Appalachian State
- aL 72-76 South Carolina
- hW 90-57 VCU
- hW 71-64 Radford
- nW17 86-65 Florida State#
- nL17 85-93 Memphis State#

1985-86

Coach: Carol Alfano

Record: 13-15; Metro: 4-6

- hW 92-65 UNC Charlotte
- hL 76-77 Clemson
- aW 73-72 Old Dominion
- aL 73-75 North Carolina

- nL8 58-87 Virginia
- hW 91-71 Marshall
- hW 74-61 Delaware+
- hW 84-68 Charleston+
- hL 62-83 Auburn+
- hW 73-68 Florida State
- hL 78-89 Memphis State
- aW 89-78 Southern Miss
- aL 77-89 Tulane (OT)
- hW 90-74 Appalachian State
- aL 56-74 East Tennessee State
- hW 89-75 Louisville
- hW 81-71 Cincinnati
- hW 76-64 Randolph-Macon
- hL 83-92 South Carolina
- aL 59-81 James Madison
- aL 68-86 Cincinnati
- aL 76-91 Louisville
- aL 53-69 South Carolina
- aL 81-86 Radford
- hW 98-67 Mercer
- aL 62-71 UNC Charlotte
- nW18 86-76 Southern Miss#
- aL18 54-67 South Carolina#

1986-87

Coach: Carol Alfano

Record: 15-14; Metro: 7-5

- nL19 59-78 Mississippi
- nL19 69-71 Connecticut
- hW 76-52 Charleston (W.Va.)
- hW 64-55 Radford
- aL 43-73 George Mason
- aW 80-64 George Mason
- aL1 54-76 Old Dominion
- nL1 64-70 Northwestern
- nL20 56-80 Georgia
- nW20 86-63 Massachusetts
- hW 91-78 Florida State
- hL 52-60 South Carolina
- hW 56-50 William & Mary
- aL 59-84 Memphis State
- aW 77-50 Southern Miss
- hW 63-61 James Madison
- aW 85-55 Cincinnati
- aL 66-71 Louisville
- aL 65-70 Florida State
- aW 69-65 South Carolina
- hL 81-82 Memphis State
- hW 76-65 Southern Miss
- aL 53-81 Auburn
- aW 117-84 Mercer
- hW 77-68 Cincinnati (OT)
- hW 78-73 Louisville
- aL 74-85 VCU
- hW 68-67 Florida State#
- hL 55-59 South Carolina#

1987-88

Coach: Carol Alfano

Record: 12-16; Metro: 4-8

- nW21 59-52 Morehead State
- aW21 79-71 Appalachian State
- hW 70-58 Richmond
- hL 57-74 Virginia
- aL 55-71 George Washington
- aW 58-51 William & Mary
- nL22 57-60 Mississippi
- nW22 94-50 Colgate
- hW 75-74 VCU
- aL 75-78 Southern Miss
- aW 73-61 Memphis State
- hW 68-67 Louisville
- hL 47-50 Cincinnati
- hL 56-77 Old Dominion
- aW 67-65 Charleston
- aL 39-79 James Madison
- aL 59-61 Florida State
- aL 44-75 South Carolina
- hL 55-69 UNC Charlotte
- hL 68-79 Southern Miss
- hL 84-89 Memphis State
- aW 77-74 Radford
- aL 62-74 Cincinnati
- aW 62-59 Louisville
- hW 97-81 Florida State
- aL 79-80 Kentucky
- hL 69-73 South Carolina
- nL3 60-73 Southern Miss#

1988-89

Coach: Carol Alfano
Record: 16-13; Metro: 7-5

nW23 75-57 Bradley
aL23 74-76 Syracuse (OT)
aL 73-75 Virginia
hW 51-35 George Washington
hL 49-72 James Madison
aL 63-68 Old Dominion
aL 76-88 VCU (OT)
nL24 69-80 Houston
nW24 65-63 Connecticut
aL 54-79 Richmond
hW 52-49 Cincinnati
aW 75-62 Memphis State
aL 73-82 Southern Miss
hW 68-67 Florida State
hL 67-49 George Mason
aL 66-69 Florida State
aL 52-86 South Carolina
aW 73-62 Louisville
aL 50-66 Cincinnati
hW 74-55 Memphis State
hL 64-72 Southern Miss
hW 77-50 Charleston
hW 75-66 Kentucky
aW 78-57 UNC Charlotte
hW 63-59 South Carolina
hW 71-59 Radford
hL 65-57 Louisville
aW13 78-63 Memphis State#
nL13 62-70 Southern Miss#

1989-90

Coach: Carol Alfano
Record: 14-14; Metro: 8-6

hW 93-40 West Virginia State
aL 55-81 Tennessee
nL25 67-78 St. John's
nL25 55-62 Ohio University
aL 54-69 George Mason
hL 72-84 Old Dominion
nW2 74-65 Boston College
aL2 58-66 Richmond
hL 77-79 Virginia
hL 64-68 Florida State
hW 80-54 Liberty
aW 69-68 Memphis State
aL 63-85 Southern Miss
hW 82-59 Tulane
hW 64-52 Virginia Commonwealth
aW 56-42 Cincinnati
aW 65-54 Louisville
aL 52-69 Florida State
aL 47-72 South Carolina
hW 77-59 Memphis State
hL 53-62 Southern Miss

aW 53-50 James Madison (OT)
hL 59-67 South Carolina
hW 72-59 Cincinnati
hW 81-62 Louisville
aW 66-54 Radford
aW 70-53 Tulane
nL12 60-85 Louisville#

1990-91

Coach: Carol Alfano
Record: 12-15; Metro: 8-6

nL26 54-71 Lamar
nL26 66-70 Eastern Illinois
aL 44-93 Virginia
hL 54-64 Tennessee
aL 69-80 Old Dominion
hL 80-84 West Virginia
hW 92-61 Towson State@
hL 56-57 George Mason@
hW 75-60 William & Mary
aW 71-65 Memphis State
hL 64-78 Florida State
aL 67-79 Southern Miss
aW 64-54 Tulane
hW 69-67 South Carolina
hL 48-64 James Madison
aW 74-59 Cincinnati
aL 61-78 Louisville
hW 77-73 Memphis State
aW 77-56 Liberty
hW 75-64 Southern Miss
hW 67-41 Tulane
aL 51-66 South Carolina
aL 53-76 Florida State
hW 87-49 Radford
hW 55-52 Cincinnati
hL14 57-70 Louisville
nL14 71-91 Southern Miss#

1991-92

Coach: Carol Alfano
Record: 10-18; Metro: 3-9

aW 75-70 Air Force
nL27 63-78 Vanderbilt
nL27 66-68 Illinois
aW 93-86 East Tennessee State
hL 55-71 Old Dominion
aL 62-76 North Carolina
hW 78-60 Akron@
hW 84-65 UNC Greensboro@
aL 66-74 Virginia Commonwealth
aW 62-42 William & Mary
aL 81-92 Youngstown State
hL 53-75 UNC Charlotte
hW 74-59 South Florida
aL 71-75 Dayton
aL 44-93 Louisville

aL 56-59 Tulane
aL 55-86 Southern Miss
hL 57-59 Virginia Commonwealth
hW 71-55 Dayton
aL 72-75 Radford
aW 67-64 South Florida
aL 62-75 James Madison
hL 56-76 Louisville
hL 43-63 Tulane
hW 64-62 Southern Miss
aL 57-86 UNC Charlotte
nW14 67-61 UNC Charlotte#
nL14 63-76 Southern Miss#

1992-93

Coach: Carol Alfano
Record: 20-8; Metro: 8-4

hW 58-43 Wingate
nW28 86-72 East Carolina
aL 63-85 Duke
hL 59-93 Virginia
aW 76-63 Old Dominion
hW 91-59 East Tennessee St.
hW 92-41 Drexel@
hW 84-78 Marshall@
hW 89-59 Gardner-Webb
hL 54-63 UNC Greensboro
aW 70-67 Virginia Commonwealth
aW 74-48 Western Carolina
hW 80-57 Tulane
hW 85-70 Southern Miss
hW 81-68 Radford
aW 79-75 Louisville
aW 85-83 South Florida (OT)
aL 44-81 UNC Charlotte
hW 81-60 James Madison
aL 80-89 Southern Miss
aL 65-79 Tulane
hW 82-62 South Florida
hL 82-61 Louisville
aW 94-88 Morehead State
aL 69-71 Virginia Commonwealth
hW 76-70 UNC Charlotte
nW14 74-50 South Florida#
nL14 73-92 Louisville#

1993-94

Coach: Carol Alfano
Record: 24-6; Metro: 9-3

hW 102-43 Western Carolina
hW 75-60 Ohio University
aL 66-78 Virginia
nW29 76-61 Mississippi State
nW29 73-69 Colorado State
hW 90-68 Colgate@
hW 77-76 Appalachian State@
aW 77-71 East Tennessee St.
hW 86-52 Morehead State
hW 79-73 UT-Chattanooga
hW 72-59 South Florida
hW 76-52 Bradley
aL 64-75 Tulane
aL 62-93 Southern Miss
aL 51-88 Tennessee
aW 74-60 James Madison
hW 72-54 Louisville
aW 72-63 Radford
hW 65-53 UNC Charlotte
aW 57-53 Louisville
hW 64-54 Virginia Commonwealth
aL 64-77 South Florida
aW 65-49 Virginia Commonwealth
hW 71-65 Tulane
hW 60-59 Southern Miss
aW 60-37 UNC Charlotte
nW30 61-46 Virginia Commonwealth#
nW30 63-55 UNC Charlotte#
nW30 83-76 Southern Miss#
hL 51-60 Auburn\$

1994-95

Coach: Carol Alfano
Overall: 22-9; Metro: 10-2

68-53 Maryland#

aL 45-61 Southwest Missouri St.%
aL 66-67 Ohio University (OT)
hW 72-42 Radford
aW 64-45 UT-Chattanooga
hW 75-45 Winthrop
nW31 63-61 Michigan State
nW31 83-77 Oklahoma State (OT)
nL31 47-68 Texas Tech
hW 73-61 Furman@
hL 52-57 North Carolina@
aW 72-53 William & Mary
aW 56-54 Louisville
aW 54-51 Virginia Commonwealth
hW 69-62 Virginia
hW 72-52 South Florida
hW 68-55 UNC Charlotte
hW 68-54 James Madison
aL 62-72 Tulane
aL 66-75 Southern Miss
aW 63-54 UNC Charlotte
hW 64-63 Southern Miss
hW 77-65 Tulane
hW 81-63 Virginia Commonwealth
aW 85-69 South Florida
hL 33-66 Tennessee
hW 68-60 Louisville
aW 82-66 West Virginia
nL14 66-67 Southern Miss#
nW32 62-52 St. Joseph's (PA)\$
aL 45-91 Connecticut\$

1995-96

Coach: Carol Alfano
Overall: 11-17; Atlantic 10: 8-8

aL 77-83 Stetson
aL 64-81 Radford
aL 38-80 Virginia
hL 54-57 Virginia Commonwealth
nL33 50-80 Northern Arizona
nL33 48-65 Florida
hW 84-66 Hampton@
hW 70-59 Campbell@
aW 75-59 Fordham
aL 58-75 James Madison
aL 58-79 George Washington
aL 47-65 Massachusetts
aL 68-73 Duquesne
hW 70-65 La Salle
hW 87-82 Xavier (OT)
aL 53-77 La Salle
aL 50-57 St. Joseph's
hW 65-56 Duquesne
hL 63-68 Rhode Island
hW 86-49 Temple
aW 66-59 Dayton
aL 70-83 Xavier
hL 55-64 Richmond
hW 75-68 St. Bonaventure
hW 79-59 Dayton
hL 60-64 George Washington (OT)
hW 90-78 Fordham (OT)†
hL 42-64 Massachusetts†

1996-97

Coach: Carol Alfano
Overall: 10-21; Atlantic 10: 4-12

hW 89-86 UNC Greensboro
nL34 63-79 Michigan
nL34 63-72 Pittsburgh
nW34 69-66 Houston
hL 54-56 James Madison
hL 83-84 Radford
aL 76-82 Richmond
hW 73-50 Cornell@
hW 58-55 Loyola (Md.)@
hW 50-49 Iona
aL 57-83 George Washington
aL 58-67 Appalachian State
aL 61-79 Temple
hL 44-75 St. Joseph's
aL 62-73 Xavier (OT)
aW 103-98 Dayton (2OT)
hL 44-82 George Washington
aL 40-69 La Salle

aL 67-84 Duquesne
hL 52-54 Massachusetts
aL 58-69 Rhode Island
hW 63-61 Fordham
hL 41-90 Virginia
aL 63-75 St. Bonaventure
hW 84-65 Dayton
hL 65-68 Xavier
aL 60-65 Virginia Commonwealth
hW 70-62 Duquesne
hL 54-67 La Salle
aW 83-78 St. Bonaventure†
aL 66-81 La Salle†

1997-98

Coach: Bonnie Henrickson
Overall: 22-10; Atlantic 10: 11-5

hW 68-39 East Carolina
aL 49-64 Virginia
aW35 68-59 St. Mary's
nL35 46-55 Villanova
hW 65-49 Appalachian St.
aW 88-74 UNC Greensboro
aW 84-67 Radford
aL 70-77 James Madison
hW@ 68-69 UMBR
hL@ 64-69 Siena
hL 84-60 Rhode Island
hL 56-58 Massachusetts
aL 74-83 Xavier
aW 76-64 Dayton
hW 65-57 La Salle
aW 64-57 George Washington
hW 84-73 St. Bonaventure
aL 86-99 Duquesne
hL 67-55 George Washington
aW 67-55 La Salle
hW 68-66 Dayton
hL 68-69 Xavier
aL 43-58 St. Joseph's
aW 69-51 Temple
hW 79-78 Duquesne
aW 59-44 Fordham
hW 79-40 Fordham†
aW 67-62 St. Joseph's†
nW36 73-72 George Washington†
aW 66-64 Massachusetts (OT)†
nW37 75-64 Wisconsin\$
aL37 89-57 Florida\$

1998-99

Coach: Bonnie Henrickson
Overall: 28-3; Atlantic 10: 15-1

aW 69-55 Liberty
aW 72-70 #6 Duke
hW 86-52 Radford
hW 72-54 James Madison
hW 81-65 #17 Virginia
aW 69-60 Appalachian State
aW 77-45 East Carolina
hW 67-60 Duquesne
aW 66-57 George Mason
hW 80-59 Akron@
hW 73-52 Mississippi State@
hW 78-61 Fordham
hW 76-59 Dayton
aW 80-69 Duquesne
aW 74-65 George Washington
aW 87-64 St. Bonaventure
hW 65-56 St. Joseph's
hW 89-69 Temple
aL 67-71 Xavier
aW 68-60 Dayton
hW 61-60 Xavier
hW 62-35 La Salle
aW 67-51 Massachusetts
aW 64-62 Rhode Island
aW 70-57 La Salle
hW 66-64 George Washington
nW38 73-72 Dayton (3OT)†
nL38 79-86 Xavier†
hW 73-48 Saint Peter's\$
hW 76-61 Auburn\$
nL39 52-68 #2 Tennessee\$



J. Anthony Roberts Photo

The 1997-98 team celebrates winning the Atlantic 10 Tournament at the University of Massachusetts.

NEUTRAL SITES

- 1. Norfolk, Va.
- 2. Richmond, Va.
- 3. Tallahassee, Fla.
- 4. Washington, D.C.
- 5. Charleston, W.Va.
- 6. Johnson City, Tenn.
- 7. Harriman, Tenn.
- 8. Roanoke, Va.
- 9. New Orleans, La.
- 10. Harrisonburg, Va.
- 11. Flushing, N.Y.
- 12. Cincinnati, Ohio
- 13. Memphis, Tenn.
- 14. Louisville, Ky.
- 15. Fayetteville, N.C.
- 16. Cookeville, Tenn.
- 17. Hattiesburg, Miss.
- 18. Columbia, S.C.
- 19. Orlando, Fla.
- 20. Villanova, Pa.
- 21. Boone, N.C.
- 22. Jersey City, N.J.
- 23. Syracuse, N.Y.
- 24. Stanford, Calif.
- 25. Evanston, Ill.
- 26. Miami, Fla.
- 27. Boulder, Colo.
- 28. Durham, N.C.
- 29. Malibu, Calif.
- 30. Biloxi, Miss.
- 31. San Juan, Puerto Rico
- 32. Storrs, Conn.
- 33. Flagstaff, Ariz.
- 34. Honolulu, Hawaii
- 35. Moraga, Calif.
- 36. Amherst, Mass.
- 37. Gainesville, Fla.
- 38. Philadelphia, Pa.
- 39. Greensboro, N.C.

NOTES

+ Marriott-Converse Christmas Classic % Preseason NIT # Metro Conference Tournament @ Diamond Club Classic \$ NCAA Tournament * Game was forfeited to Tech † Atlantic 10 Conference Tournament

Cassell Coliseum Records

VIRGINIA

TECH

Individual

FG made	14	Renee Dennis vs. Florida State 1-3-87
FG att.	30	Renee Dennis vs. Memphis State 2-7-87
3-pt. FG made	6	Sarah Hillyer vs. Florida State 2-3-90
	6	Jeni Garber vs. West Virginia 12-20-90
3-pt. FG att.	13	Jeni Garber vs. Tennessee 12-3-90
FT made	15	Robin Lee vs. Florida State 1-16-82
FT att.	17	Robin Lee vs. Florida State 1-16-82
Points	34	Renee Dennis vs. Memphis State 2-7-87
Off. Reb.	9	Amy Byrne vs. Liberty 1-8-90;
	9	Joyce Waddy vs. Louisville 2-23-87
Def. Reb.	11	Jenny Root vs. Southern Mississippi 2-28-94
Tot. Reb.	19	Debbie Stovall vs. Emory & Henry 12-9-77
Assists	13	Lisa Leftwich vs. VCU 2-8-92
Turnovers	12	Sandy Berry vs. UNCC 1-13-79
Blocks	9	Susan Walvius vs. Florida State 1-4-86
Steals	9	Taiqua Brittingham vs. Northwestern 12-22-83

Team

FG made	44	vs. West Virginia Wesleyan 11-18-80
FG att.	94	vs. Appalachian State 11-17-79
3-pt. FG made	10	vs. Radford 2-21-91
3-pt. FG att.	19	vs. West Virginia 12-20-90
	19	vs. Florida State 1-7-91
FT made	43	vs. Yale 1-9-82
FT att.	58	vs. Yale 1-9-82
Points	104	vs. Tulane 1-10-85
Off. Reb.	40	vs. Liberty 1-8-90
Def. Reb.	43	vs. Gardner-Webb 1-2-93
Tot. Reb.	75	vs. Liberty 1-8-90
Assists	28	vs. Florida State 2-20-88
Turnovers	38	vs. East Tennessee State 12-10-77,
Blocks	14	vs. East Tennessee State 12-21-93
Steals	19	vs. Charleston 12-5-86

O P P O N E N T S

Individual

FG made	16	Heather Burge, Virginia 12-8-92
FG att.	36	Vivian Greene, Norfolk State 1-15-77
3-pt. FG made	5	Anna Pavlikhina, VCU 1-9-93
3-pt. FG att.	12	Anna Pavlikhina, VCU 1-9-93
	12	Kristin Mattox, Louisville 1-28-94
FT made	15	Paula Dolan, Charleston 12-19-81
FT att.	19	Paula Dolan, Charleston 12-19-81
Points	34	Heather Burge, Virginia 12-8-92
	34	Bev Burnette, Florida State 2-20-88;
	34	Susan Highfill, Roanoke 2-15-77
Off. Reb.	8	Glynetha Davis, Memphis State 2-11-89
Def. Reb.	15	Carolyn Dehn-Duhr, JMU 12-10-88
Tot. Reb.	21	Glenda Stokes, Florida State 1-16-82
Assists	11	Jan Cameron, UT-Chattanooga 1-8-94
Turnovers	14	Karin Vadelund, George Washington 12-4-88
Blocks	11	Svetlana Pankratova, VCU 2-12-94
Steals	7	Vivian Greene, Norfolk State 1-15-77
	7	Tonya Cardoza, Virginia 12-8-87
	7	Carrie Coffman, Bradley 1-12-94

Team

FG made	43	Cincinnati 2-10-84
	43	Old Dominion 3-1-84
FG att.	91	Cincinnati 2-10-84
3-pt. FG made	8	South Carolina 1-19-91
	8	Southern Mississippi 2-13-89 and 1-18-93
3-pt. FG att.	23	South Carolina 1-19-91
FT made	32	Radford 1-20-93
FT att.	43	by Florida State 1-3-87
	43	by Radford 12-6-86
Points	108	Old Dominion 1-27-78
Off. Reb.	25	Marshall 12-30-92
	25	Florida State 1-3-87
Def. Reb.	36	James Madison 12-10-88
Tot. Reb.	62	Virginia Union 2-9-78
Assists	23	Old Dominion 12-7-81, 3-1-84
Turnovers	47	Appalachian St. 11-17-79
Blocks	13	Virginia Commonwealth 2-12-94
Steals	22	Virginia 12-8-87

The Cassell Coliseum women's basketball attendance record was set on March 13, 1999 when a sell-out crowd of 10,052 watched Virginia Tech defeat Saint Peter's in an NCAA Tournament first-round game.



Hokie Hardwood Classic (Formerly Known As The Diamond Club Classic)

1998

Consolation:
Championship:
All-Tournament:

Mississippi State 83, Campbell 56
Virginia Tech 80, Akron 59
Akron 70, Campbell 60
Virginia Tech 73, Mississippi State 52
Amy Wetzel, MVP, (Virginia Tech), Tere Williams
(Virginia Tech), Lisa Witherspoon (Virginia Tech)
Jannifer Fambrough (Mississippi State), Abby
Hoy (Akron)

1997

Consolation:
Championship:
All-Tournament:

Siena 92, Furman 85
Virginia Tech 89, UMBC 36
Furman 77, UMBC 53
Siena 69, Virginia Tech 64
Melanie Halker, MVP, (Siena), Erin Boland
(Siena), Michelle Houseright (Virginia Tech),
Kelly Drinka (Virginia Tech), Heidi White
(Furman)

1996

Consolation:
Championship:
All-Tournament:

Loyola (Md.) 86, South Carolina 65
Virginia Tech 73, Cornell 50
South Carolina 60, Cornell 56
Virginia Tech 58, Loyola (Md.) 55
Kim Seaver, MVP (Virginia Tech), Reneé
Maitland (Virginia Tech), Lynn Albert (Loyola)
Jina Mosley (Loyola), Nikki Miars
(South Carolina)

1995

Consolation:
Championship:
All-Tournament:

Campbell 69, Lafayette 47
Virginia Tech 84, Hampton 66
Hampton 80, Lafayette 71
Virginia Tech 70, Campbell 59
Sherry Banks, MVP, (Virginia Tech), Michelle
Hollister (Virginia Tech), Beth Stockwell
(Campbell), Felecia Autry (Campbell), Dana
Gould (Lafayette), Lajayah Miles (Hampton)

1994

Consolation:
Championship:
All-Tournament:

North Carolina 80, Rhode Island 68
Virginia Tech 73, Furman 61
Rhode Island 82, Furman 75
North Carolina 57, Virginia Tech 52
Jenny Root, MVP (Virginia Tech), Marion Jones
(North Carolina), Christi Osborne (Virginia Tech),
Tracy Reid (North Carolina), Charlotte Smith
(North Carolina), Dayna Smith (Rhode Island)

1993

Consolation:
Championship:
All-Tournament:

Appalachian State 80, William & Mary 63
Virginia Tech90, Colgate 68
William & Mary 76, Colgate 58
Virginia Tech 77, Appalachian State 76
Christi Osborne, MVP (Virginia Tech), Ashleigh
Akens (William & Mary), Angela Crosby
(Appalachian State), Jenny Root (Virginia Tech),
Jen Smith (Colgate)

1992

Consolation:
Championship:
All-Tournament:

Marshall 68, Campbell 58
Virginia Tech 92, Drexel 41
Campbell 71, Drexel 52
Virginia Tech 84, Marshall 78
Lisa Leftwich, MVP (Virginia Tech), Lisa Allison
(Campbell), Tracy Krueger (Marshall), Christi
Osborne (Virginia Tech), Jenette Reed (Marshall)

1991

Consolation:
Championship:
All-Tournament:

UNC Greensboro 76, Austin Peay 70
Virginia Tech 78, Akron 60
Austin Peay 75, Akron 53
Virginia Tech 84, UNC Greensboro 65
Phyllis Tonkin, MVP (Virginia Tech), Kymm
Elliott, (UNC Greensboro), Jennifer Fritts (Austin
Peay), Lisa Griffith (Virginia Tech), Betsy Jeffries
(Austin Peay)

1990

Consolation:
Championship:
All-Tournament:

George Mason 75, Morehead State 68
Virginia Tech 92, Towson State 61
Morehead State 84, Towson State 70
George Mason 57, Virginia Tech 56
Antoinette Battle, MVP (George Mason), Sondi
Eden (Morehead State), Lisa Griffith (Virginia
Tech), Monique Hilton (George Mason), Sue
Logsdon (Virginia Tech)

Classic Records

Individual (One Game)

Most Points	27, Lisa Allison (Campbell) vs. Drexel, 1992
	Angela Crosby (Appalachian St.) vs. William & Mary, 1993
Most Field Goals	11, Melanie Halker (Siena) vs. Virginia Tech, 1997
Most Field Goal Att.	23, Dana Gould (Lafayette) vs. Hampton, 1995
Most 3-Point Field Goals	4, Dayna Sonovick (Virginia Tech) vs. Akron, 1991
	Yolanda Settles (William & Mary) vs. Appalachian St., 1993
	Heidi White (Furman) vs. Siena, 1997
	Haley Cook (Furman) vs. UMBC, 1997
	Erin Boland (Siena) vs. Virginia Tech, 1997
	Sara Moore (Campbell) vs. Akron, 1998
	Abby Hoy (Akron) vs. Campbell, 1998
	Angela Harris (Mississippi St.) vs. Campbell 1998
Most 3-Point Field Goal Att.	11, Haley Cook (Furman) vs. UMBC, 1997
Most Free Throws	15, Lisa Allison (Campbell) vs. Drexel, 1992
	Angela Crosby (Appalachian St.) vs. William & Mary, 1993
Most Free Throw Att.	19, Angela Crosby (Appalachian St.) vs. William & Mary, 1993
Most Rebounds	23, Jenette Reed (Marshall) vs. Campbell, 1992
Most Assists	11, Corey Hewitt (Loyola, Md.) vs. South Carolina, 1996
Most Steals	7, Earlisha Dill (George Mason) vs. Morehead St., 1990
	Tracy Krueger (Marshall) vs. Campbell, 1992
Most Blocks	4, Lisa Griffith (Virginia Tech) vs. Marshall, 1992
	Cheryl Bowles (Akron) vs. Virginia Tech, 1998

Individual (Two Games)

Most Points	53, Angela Crosby (Appalachian St.), 1993
Most Field Goals	21, Melanie Halker (Siena), 1997
Most Field Goal Att.	38, Melanie Halker (Siena), 1997
Most Three-Point Field Goals	7, Yolanda Settles (William & Mary), 1993
	Heidi White (Furman), 1997
Most Three-Point Field Goal Att.	18, Haley Cook (Furman), 1997
Most Free Throws	21, Angela Crosby (Appalachian St.), 1993
Most Free Throw Att.	30, Angela Crosby (Appalachian St.), 1993
Most Rebounds	26, Jenette Reed (Marshall), 1992
Most Assists	17, Corey Hewitt (Loyola, Md.), 1996
Most Steals	10, Tracy Krueger (Marshall), 1992
Most Blocks	6, Cheryl Bowles (Akron), 1998

Team (One Game)

Most Points	92, Virginia Tech (vs. Towson St.), 1990
	Virginia Tech (vs. Drexel), 1992
Most Field Goals	37, Virginia Tech (vs. Drexel), 1992
Most Field Goal Att.	76, Rhode Island (vs. North Carolina), 1994
	Furman (vs. UMBC), 1997
Most Three-Point Field Goals	9, Siena (vs. Furman), 1997
Most Three-Point Field Goal Att.	23, Furman (vs. UMBC), 1997
Most Free Throws	30, Virginia Tech (vs. Marshall), 1992
Most Free Throw Att.	40, Virginia Tech (vs. Marshall), 1992
Most Rebounds	57, Virginia Tech (vs. Drexel), 1992
Most Assists	23, Siena (vs. Furman), 1997
Most Steals	18, Virginia Tech (vs. Colgate), 1993
Most Blocks	8, Virginia Tech (vs. Marshall), 1992
	North Carolina (vs. Rhode Island), 1994

Team (Two Games)

Most Points	192, Virginia Tech, 1992
Most Field Goals	64, Virginia Tech, 1992
Most Field Goal Att.	149, Marshall, 1992
Most Three-Point Field Goals	11, William & Mary, 1993
	Akron, 1998
Most Three-Point Field Goal Att.	34, Appalachian St., 1993
Most Free Throws	48, Virginia Tech, 1993
Most Free Throw Att.	63, Campbell, 1992
	Virginia Tech, 1993
Most Rebounds	110, Campbell, 1995
Most Assists	40, Virginia Tech, 1991
Most Steals	28, Virginia Tech, 1993
Most Blocks	13, Virginia Tech, 1992

All-Time Letterwinners

Name	Years Played
Kim Albany	1978-82
Maria Albertsson	1998-99
Jackie Ansley	1981-84
Michelle Bain	1984-88
Sherry Banks	1994-97
Mary Beth Bergmann	1987-91
Sandy Berry	1978-81
Thea Bertola	1976-77
Kelly Bradley	1977-79
Noreen Brennan	1981-85
Taiqua Brittingham	1981-85
Latisia Brown	1988-92
Stacy Brown	1993-96
Peg Bunger	1976-79
Kristin Burke	1997
Kelley Burrier	1992-93
Amy Byrne	1986-90
Stephanie Carter	1991-95
Maureen Corrigan	1980-82
Sonya Dalton	1979-80
Renee Dennis	1983-87
Angela Donnell	1991-95
Maureen Donovan	1983-87
Kelly Drinka	1996-99
Tammie Edwards	1979-83
Judy Fowler	1991-93
Jeni Garber	1988-91
Karen Garbis	1976-79
Terri Garland	1992-95
Mary Gilligan	1979-80
Angie Gray	1992-95
Stephanie Green	1985-89
Lisa Griffith	1989-93
Cathy Hall	1976-78
Lisa Haney	1984-88
Kathy Hanover	1979-83
Sarah Hicks	1998-
Sarah Hillyer	1989-90
Michelle Hollister (Houseright)	1995-96, 98-99
Meg Hunter	1997-98
Donna Hylton	1976-79
Shavena Jamierson	1987-91
Nicole Jones	1999-
Cyndi Justice	1987-91
Denise Kayajian	1986-88
Angie Kelly	1982-86
Gail Kelly	1976-78
Pauline Landes	1978-81
Cynthia Lee	1992-95
Robin Lee	1981-85
Lisa Leftwich	1991-95
Missy Lemons	1997-
Sue Logsdon	1990-94
Reneé Maitland	1995-98
Candy Michel	1988-90
Tracy Miller	1980-85
Barb Morris	1976-78
Suzanne Mott	1984-88

Sandra Nichols	1981-83
Lynette Nolley	1995-98
Katie O'Connor	1996-99
Christi Osborne	1991-95
Jamie Osborne	1985-88
Mollie Owings	1999-
Susan Pellicoro	1980-84
Fran Pfister	1981-83
Lisa Price	1977-80
Jenny Root	1991-95

Caroline Sadler	1979-81
Missy Sallade	1986-90
Wendy Sanders	1986-88
Erica Scott	1989-91
Joely Scott	1989-92
Kim Seaver	1997-
Benita Smith	1985-89
Dayna Sonovick	1987-92
Sis Spriggs	1978-81
Debbie Stovall	1977-78

Debbie Thomas	1976-77
Phyllis Tonkin	1988-92
Joyce Waddy	1983-87
Linda Walther	1976-78
Susan Walvius	1982-86
Dana Walvius	1986-90
Amy Wetzel	1998-
Julie Williams	1979-81
Tere Williams	1998-
Lisa Witherspoon	1996-99

Hokie Honor Roll

Associated Press All-American

Tere Williams honorable mention 1999
 Lisa Witherspoon honorable mention 1999

Kodak All-American

Jenny Root honorable mention 1995

Women's Basketball News Service

Freshman All-American

Tere Williams third team 1998

All-Atlantic 10 Conference

Michelle Houseright .. second team 1996
 Tere Williams first team 1999
 second team 1998
 Amy Wetzel second team 1999
 Lisa Witherspoon second team 1999

Atlantic 10 All-Championship Team

Michelle Houseright .. 1998
 Tere Williams 1998
 Amy Wetzel 1999

Atlantic 10 All-Rookie Team

Katie O'Connor 1996
 Kim Seaver 1997
 Tere Williams 1998
 Nicole Jones 1999

Atlantic 10 Co-Rookie of the Year

Tere Williams 1998

Atlantic 10 Most Improved Player

Reneé Maitland 1997
 Katie O'Connor 1999

Atlantic 10 Defensive Player of the Year

Lisa Witherspoon 1999

Atlantic 10 Sixth Player of the Year

Michelle Houseright .. 1998-99

GTE District III Academic All-American

Amy Byrne 1988-89
 Christi Osborne ... 1992-93, 1993-94, 1994-95
 Maria Albertsson . 1997-98, 1998-99
 Amy Wetzel 1998-99

GTE Academic All-American

Christi Osborne ... first team, 1994-95;
 second team, 1993-94

Metro Conference Player of the Year

Jenny Root 1994-95

All-Metro Conference

Taiqua Brittingham .. first team 1984
 Renee Dennis first team 1986, 87
 Susan Walvius first team 1986
 Angie Kelly second team 1986
 Maureen Donovan ... second team 1987
 Michelle Bain second team 1988
 Amy Byrne first team 1980;
 second team 1989
 Missy Sallade second team 1989, 90
 Jeni Garber second team 1991
 Lisa Griffith second team 1992
 Christi Osborne second team 1993, 94, 95
 Jenny Root first team 1994, 95;
 second team 1993

Metro Conference All-Tournament

Taiqua Brittingham .. 1983-84
 Renee Dennis 1986-87
 Jeni Garber 1988-89
 Sue Logsdon 1993-94
 Christi Osborne 1992, 93, 94 (MVP)

Metro Conference All-Rookie Team

Jeni Garber 1988-89
 Sue Logsdon 1990-91
 Christi Osborne 1991-92

Rawlings Scholarship Award

Christi Osborne 1994-95

The University and Athletic Facilities



Virginia Tech is one of the nation's leading universities and also has an Athletics Department and facilities that are among the country's finest.

Virginia Tech

A National Leader
In Education and Research



Virginia Tech — a comprehensive university of national and international prominence and ranked as one of the nation's top 50 research institutions — is well positioned to become the model land-grant university of the 21st century. In line with the land-grant heritage, it is being recognized as an institution that puts knowledge to work.

As the commonwealth's largest university with about 25,000 students, Virginia Tech:

- attracts talented faculty members and students who follow a focused, practical agenda in their pursuit of knowledge.
- has become the state's leading research institution, producing ideas and innovations that are the raw material of today's product-driven economies.

- instills in its faculty, staff, and students a commitment to service, as declared in the university motto, *Ut Prosim*: "That I May Serve."
- has eight colleges in which graduates and faculty members are making significant contributions in business, science, technology, architecture, the arts, engineering, urban planning, education, human resources, agriculture, veterinary science, forestry,

and wildlife resources.

In fact, Virginia Tech produces more than 40 percent of the state's Ph.D.s, many of whom become faculty members for other colleges and universities. About 12 percent of all Virginia Tech advanced-degree graduates become K-12 teachers. Ten percent take research positions in industry, 20 percent enter other positions in industry

Tech Quick Facts

Enrollment

About 25,000 (on and off campus)

Full-Time Instructional Faculty

Approximately 1,425

Student-Faculty Ratio

17:1

For more information

For more information about Virginia Tech, visit the university's home page on the World Wide Web at <http://www.vt.edu>.



A fall campus scene

and 11 percent take positions in government. About half of the graduates remain in Virginia.

Established in 1872 as Virginia's first land-grant institution, Virginia Tech has long been on the leading edge of technology. Ten years ago, the university was recognized as one of the nation's top educational users of computers. Today, Virginia Tech has a state-of-the-art communications system with nearly 2,000 miles of optical fiber and more than 11,000 data-and-voice phones linking every dormitory room, laboratory, office and classroom to computing capabilities, audio and video data, and the World Wide Web.

In recent years, Virginia Tech was also a major partner in establishing the Blacksburg Electronic Village, the world's first "electronic village," which linked the university's computer network and its Internet access to the entire Blacksburg community.

More recently, Virginia Tech has established itself on the "learning edge" of instructional technologies. Those technologies are transforming how we teach and how students learn, and our professors are being recognized nationally for incorporating the new techniques to enhance their lectures and to teach students new ways to approach problems. The result: Tech undergraduate and graduate students are becoming more excited about their classes and they are learning more and absorbing it faster.

At the heart of this exciting new technology is a new initiative, the Advanced Communications and Information Technologies Center. The center will bring together communications teaching and research with research and development efforts in instructional technologies.

The University's Missions

Since its founding as a land-grant college in 1872, Virginia Polytechnic Institute and State University, popularly known as Virginia Tech, has grown to become the state's largest university. With about 200 degree programs and \$144 million in research projects each year, Virginia Tech is a university of choices and the state's leading research institution.

Through its three missions of instruction, research and public service, Virginia Tech accomplishes the charge of its motto, *Ut Prosim*: "That I May Serve." That service extends across the commonwealth, the nation and beyond.

Instruction

The university offers about 70 bachelor's degree programs through its seven undergraduate academic colleges: the College of Agriculture and Life Sciences, the College of Architecture and Urban Studies, the College of Arts and Sciences, the Pamplin College of Business, the College of Engineering, the College of Human Resources and Education, and the College of Natural Resources. On the postgraduate level, the university offers about 120 master's and doctoral degree programs through the Graduate School and the Virginia-Maryland Regional College of Veterinary Medicine.

Research

The university conducts a \$144-million-a-year research program, which places it in the nation's top 50 in terms of research expenditures.

The Virginia Tech Corporate Research Center, located on 120 acres adjacent to campus, offers businesses the opportunity to establish close working relationships with the university.

Outreach

The university serves off-campus constituencies — such as community groups, governmental units, and state and local agencies — by providing valuable expertise and training through outreach and international programs.

Virginia Cooperative Extension, jointly operated by Virginia Tech and Virginia State University, provides practical information to the people of the commonwealth to improve their economic, social and cultural well-being.



One of the major projects currently underway at Virginia Tech is the new Advanced Communications and Information Technology Center (pictured in an architect's model, above).



Squires Student Center

Dr. Paul Torgersen University President

Paul Torgersen, Virginia Tech's 14th president, will retire from Virginia Tech at the end of this year. "It has been an incredible journey for me. Virginia's land-grant university is not only as strong as ever, but is a vital element in the social fabric of our commonwealth. I think that I have contributed to the improvement of the institution; I know that I received as much in personal fulfillment and growth," said Torgersen.

An action-oriented leader who set a dizzying pace for those around him, Torgersen was probably best known as the teaching president. Throughout his three-decade long Virginia Tech career, he always taught at least one class each semester.

Torgersen became president



in 1993 at age 62 upon the sudden health-related departure of Jim McComas. McComas' tenure was marked by a series of recession driven budget reductions during the early 1990s.

Starting his presidency with the goal of rebuilding financial

resources, Torgersen secured state as well as private resources for building projects and salary equity. Today, he leaves a campus experiencing a building boom. More than \$150 million in capital projects are under management at this time. Faculty salaries are again approaching par with peer universities.

Many partially credit the hugely successful fund raising campaign to Torgersen's rapport with alumni and benefactors. He traveled the country for three years and attended no less than 40 formal events gaining a reputation for stamina and boundless energy. The campaign raised \$337 million, \$87 million more than its goal.

Torgersen's tenure as president caps a 33-year career at Virginia Tech beginning in

1967 as Industrial Systems Engineering department head. He became dean of engineering in 1970 and held the post for 20 years. Torgersen is credited with leading the college to national recognition. When he stepped down to return to teaching in 1990, the College of Engineering had become a full-fledged member of the most elite engineering schools in the nation.

Torgersen will remain president through the end of the year. After that, "I plan to enjoy my new home on a hill overlooking the Ellett Valley and find ways to keep busy at my own pace." Always the self-effacing teacher, he adds, "I might even be persuaded to continue teaching voluntarily on a part-time basis, if the College of Engineering will have me."

Jim Weaver Director of Athletics

James C. Weaver, whose innovative ideas and work as a reformer have made him one of college athletics' most popular administrators, is the director of athletics at Virginia Tech.

Weaver, 54, was appointed on September 24, 1997 and has been a tireless leader in behalf of Tech athletics. In his two years on the job at Tech, Weaver has taken steps to place increased emphasis on projects benefiting student-athletes. He created a comprehensive awards program for letterwinners and has initiated and funded an annual awards banquet.

The 1998-99 academic year was his finest as several major projects came to fruition. Weaver was the key figure in reaching a five-year agreement with UVa in bringing the men's basketball games back to campuses for the first time since 1976. He also realigned the senior administrative staff to further promote the development of a broad-based athletics department. A dormant


Monogram Club was revitalized under his direction, providing Hokie letterwinners of all eras a renewed link to Tech Athletics.

Weaver's biggest accomplishment thus far has been getting Tech admitted into an all-sports conference, which will happen when Virginia Tech enters the BIG EAST Conference July 1, 2000.

A top personal priority for Weaver is the area of facilities, where he has major plans for the expansion of Lane Stadium/Worsham Field. Future plans call for further expansion and upgrades to the stadium and its amenities.

Jim Weaver came to Tech from Western Michigan University where he was director of athletics from January, 1996 until he came to Blacksburg. Prior to that, he was AD for three and a half years at UNLV, where he reconstructed a troubled athletic department.

It was with the Nittany Lions' football team that Weaver first made a name for himself in



athletics. He was a center and linebacker on Penn State teams coached by the legendary Rip Engle and Joe Paterno.

A native of Harrisburg, Pa., Weaver was recruited to Penn State by Engle. He played three seasons under Engle and one under Paterno, who is still the coach of the Nittany Lions.

Weaver graduated from Penn State in 1967 with a bachelor's in psychology and rehabilitation education. He received a master's degree in

college counselor education, also from Penn State, in 1968.

Weaver started a coaching career as an assistant at Penn State for six seasons. During that time, the Lions played in five bowl games — the Cotton, Gator, Sugar and Orange (twice).

He later was the offensive coordinator at Iowa State and head coach for one season at Villanova in 1974. He also spent five years as an assistant professor at Clarion State and three years as director of franchise sales at Athletic Attic.

Prior to landing the athletic director's job at UNLV, Weaver spent nine years at the University of Florida which was sanctioned by the NCAA in 1983. He was a strong force at Florida in the field of compliance and concluded his time there as associate athletic director.

Weaver is married to the former Traci Tessar. She has three sons, Josh, Paul and Cole.



Sharon McCloskey

Senior Associate Director of Athletics/ Senior Woman Administrator

Responsibilities:

Department administrator for football and men's and women's basketball. Oversees strength and conditioning, sports medicine and equipment room.

Joined VT Staff: 1984

Record at Virginia Tech:
Senior associate athletics

director (since 1995) and senior woman administrator (since 1988); interim athletics director (1997); assistant athletics director (1992-95); first woman in college athletics to hold position of recruiting coordinator in Division I (1988-92); Virginia Tech football office receptionist and recruiting secretary (1984-88)

Education: Virginia Tech, 1979

Of Note: As recruiting coordinator, McCloskey proved

to be one of the most innovative people in the field. She completely reorganized the schedule for official recruiting visits by making academics the highlight of the visit. All aspects of university life were included in the visit for the prospective student-athlete. She lined up various meetings with professors and department heads and key figures on campus.

McCloskey may also be one of the few women in

college athletics who has been an advance person for away football games. It is her responsibility to arrange for hotel rooms, meals, meeting rooms, police escorts and air and ground transportation for the team.

As Tech's liaison for NCAA certification, a process the NCAA uses to ensure integrity in collegiate athletics, McCloskey coordinates periodic department self-study and review teams.

Athletics Administrators & Senior Staff



David Chambers
Associate Athletics Director
for External Affairs



Tom Gabbard
Associate Athletics Director
for Internal Affairs



Jon Jaudon
Associate Athletics Director
for Administration



John Ballein
Assistant A.D. for
Football Operations



Tim East
Assistant A.D. for
Marketing & Promotions



Mike Gentry
Assistant A.D. for Athletic
Performance



Tim Parker
Assistant Athletics
Director for Compliance



Randy Butt
Director of Financial
Services



Nancy Gabbard
Administrative Assistant
to the Director of Athletics



Pam Linkous
Human Resources
Coordinator



Peg Morse
Director of Information
Systems



Sandy Smith
Director of Ticketing
Services



Cara Walters
Facilities and Game
Operations Coordinator

Student Athlete Office of Academic Enrichment Programs

Achievement in the Classroom Is a Priority at Tech

The success of Virginia Tech's basketball program rests largely on the academic progress of each student athlete. The academic performance of Tech student athletes has improved each year due in part to the Student Athlete Office of Academic Enrichment Programs (SAOAEPP).

To accommodate the many facets of assistance needed for student athletes, Tech's mission is eight fold.

1. To provide services to all student athletes including any student participating in any varsity sport, managers, trainers, cheerleaders and HighTechs.

2. To provide academic support through tutoring programs, computer facilities and software which are necessary for the individual needs of each student.

3. To require a mandatory study hall for students below expected QCA levels in order that we might better assist the at-risk student athletes.

4. To provide adequate study facilities and a computer lab which are conveniently located to the training areas and coaching areas.

5. To provide monitoring, counseling, academic assistance, advising and to work closely with other academic offices on campus for the welfare of the students.

6. To work closely with the athletic department for the academic welfare of each student athlete and to help in the development of an effective student life program.

7. To closely monitor the academic success of each student to help ensure academic progress towards a degree and maintenance of



Chris Helms



Lois Berg



Colin Howlett



Shelia Clark



Katie Ammons



Terrie Repass

academic and athletic eligibility.

8. To encourage former athletes to be actively involved with our present athletes and to provide services to former athletes who did not graduate and assist them in their academic planning towards a degree.

Tech has made tremendous strides in recent years. The 1999 NCAA Division I Graduation Report states that for student athletes who have exhausted their eligibility at Tech, 81 percent have graduated. Also, according to 1998 figures, Tech ranks third in athlete graduation rates among 23 highly regarded state-selected peer universities.

Last spring, the Athletic Director's Honors Breakfast paid tribute to a record 353 student athletes, student trainers, student managers, cheerleaders and HighTechs who posted 3.0 or greater QCAs in the 1998 calendar year.

The Student Athlete Office of Academic Enrichment Programs provides

programming for student athletes from their freshman year through graduation. This includes a comprehensive orientation to Tech, study hall, mentoring, tutoring, academic monitoring, academic recognition and eligibility education.

Academic facilities for student athletes include the Monogram Room, a large room used as a study hall area adjacent to the SAOAEPP office in Cassell Coliseum. The HEAT (Hokies Engaging in Advanced Technology) Lab houses over 20 computers on the second floor of Cassell Coliseum.

Room 160 in Cassell Coliseum provides an area for private quiet study for the athletes' convenience. Additionally, student athletes can use the Center for Academic Enrichment and Excellence site offices located in Hillcrest and Femoyer Halls.

The coordinator, Chris Helms, begins his first year at Virginia Tech and is responsible for the development and leadership of SAOAEPP. Helms comes to Tech from

Michigan State University where he served as the assistant director of the Student Athlete Support Services office. Prior to MSU, Helms served as the coordinator of academic affairs for the Florida State University football program.

Lois Berg begins her 11th year at Tech. She is primarily in charge of developing the freshman orientation program, which ensures the student athlete a smooth transition from high school to the university.

Colin Howlett enters his third year with SAOAEPP and works with the athletes on the Tech football team and volleyball program. He is administratively responsible for the tutorial program that includes the hiring, training and assigning of approximately 60 tutors each semester.

Shelia Clark provides academic support for student athletes in women's lacrosse, men's and women's cross country, men's soccer, men's golf and wrestling. She is also responsible for the administration of the study hall program and monitoring system. Additionally, Clark coordinates the activities for the Society of African American Scholars on Tech's campus.

Katie Ammons is a former Hokie student athlete who returns to work with the women's basketball, women's soccer, men's and women's track, cheerleading and HighTech programs.

Terrie Repass begins her 25th year of service at Virginia Tech. She serves as the office receptionist and "first contact" person for the SAOAEPP.

Office of Student Life

Assisting in the Development of the Total Person

The Virginia Tech Athletics Department is dedicated to the welfare and future of its student-athletes. The commitment is guided by the Department's sponsorships of life skills programming associated with its CHAMPS/Life Skills Program and the Hokies Turning Opportunities into Personal Success (HiTOPS). The HiTOPS program provides a well-rounded program for student-athletes to develop the individual skills necessary to lead successful and productive lives.

The focus of the program is on five commitments viewed as critical to personal growth: service; academic excellence; career development; athletic excellence; and personal development. Each commitment addresses a specific topic area in depth.

Service

The Tech basketball program takes great pride in its community service projects. Many players take part in various programs such as Read to Grow, Kid Fest, Hokie Readers, White Ribbon Campaign (men against violence toward women), hospital, retirement home and detention center visits and VT Night at local elementary schools. Jermaine Holmes, Director of Student Life, and Amy Freel, Coordinator of Student Life, are committed to providing student-athletes with opportunities to develop the foundation for a lifelong commitment of volunteerism.

Academic Excellence

Academic excellence is promoted through a full range of services available for any student-athlete. HiTOPS is



Jermaine Holmes
Director of Student Life



Amy Freel
Coordinator of Student Life

committed to effective study skills programs, which facilitate the development of student-athletes as critical thinkers with a variety of integrated learning skills. A monitored study hall, assigned academic advisors, HEAT Lab (computer integrated classes) and honors, awards and recognition, such as the Athletic Director's Honor Roll and the Arthur Ashe Jr., Sports Scholars, are all offered by Virginia Tech to help with academics.

Career Development

HiTOPS is committed to the goal of assisting student-athletes in the process of career development. It is the program's intention to provide a developmental approach that begins with career awareness which then leads to career exploration and finally job placement. Within



The Tech women's basketball team is very active in the community and Hokie fans are appreciative of the players' efforts both on and off the court.

each step of the career development path, there will be a number of workshops and seminars to address relevant issues. Efforts will be made to help students move along the path to job placement at an appropriate place. Career development components of the program include complete interest inventories, career nights, job shadowing, internship opportunities, GRE/Graduate School seminars, resume writing workshops and interview skills training.

Athletic Excellence

CHAMPS/Life Skills programs encourage student-athletes to transfer the lessons learned in athletic participation to their daily life experiences. Virginia Tech strives to provide its student-athletes with excellent facilities, staff, equipment and support programs. Athletic excellence is fostered by the department's sponsorship of 11 men's and 10 women's intercollegiate sports.

Personal Development

HiTOPS is committed to the goal of assisting in developing the total person. Student-athletes are given opportunities to acquire appropriate communication skills and decision-making skills that will enable them to manage their personal and professional lives. This is done through workshops and seminars in media training, SAFE (Sexual Assault Facts & Education), Alcohol Awareness Week programs, conflict resolution, manners and etiquette and fiscal responsibility.

Pursuit of Excellence

Tech's overriding goal continues to be a combination of excellence in both athletic competition and academic achievement. These five commitments of the CHAMPS/Life Skills and HiTOPS programs help lead to the development of productive, responsible and successful lives for Virginia Tech student-athletes.

Cassell Coliseum

Hokies' Arena Provides a Terrific Homecourt Advantage

Cassell Coliseum has always proven to be a tough arena for opponents, but this past season the Tech women's basketball team and its legion of loyal fans really hit the jackpot.

The 1998-99 home season gave Hokie fans plenty of drama and excitement as Tech roared to a 15-0 mark in the friendly confines of the Cassell.

Going back two games into the 1997-98 season, Tech has won 17 straight at home.

Equally as impressive as the Hokies' play at home was the tremendous numbers of people that came to watch them play. Averaging 5,221 fans per game and having a sell-out at the 10,052-seat arena, Tech shattered it's women's basketball attendance marks.

Cassell Coliseum was the site of a sub-regional of the 1999 NCAA Tournament. In that marquee event, the Hokies played in front of packed houses and got wins over St. Peter's and Auburn to advance to the NCAA Sweet 16.



10,052-seat Cassell Coliseum was packed to the rafters as the Hokies played host to two NCAA Tournament games last season.

In the past seven years, Virginia Tech has posted a 78-20 (.800) mark in home games. Overall, the Hokies have compiled a 194-90 record in Cassell Coliseum for a winning percentage of 68.3 in the 22 years they have played in the campus arena. The Tech women have won 17 of their last 20 home openers.

On September 17, 1977, Virginia Tech officials and friends dedicated the Coliseum in honor of the late Stuart K. Cassell. Cassell became a member of the University administration in 1945 after 17 years as a student and teacher at Tech. He successfully convinced the Board of Visitors of the need for a modern basketball facility.

Construction for the main portion of the Coliseum began in 1961. It was completed in December, 1964, at a cost of \$2.7 million. Built by T.C. Brittain and Company of Decatur, Ga., it houses the basketball arena, locker rooms, two auxiliary gymnasiums, offices and other athletic facilities.

The Jamerson Athletic Center, connected to the rear of Cassell Coliseum, was completed in 1982 and dedicated in the fall of 1983.

It is named in honor of J.E. Jamerson and his son, William E. Jamerson, owners of the firm that built the building.

The complex contains administrative and coaching offices, athletic department accounting and business offices, team and coaches' meeting rooms, a weight room and the Gordon D. Bowman Memorial Club Room on the top floor for Hokie Club members.

Prior to the 1988-89 season, a modern, new spring-loaded playing floor was installed in the Coliseum. During 1996-97, the facility was upgraded with a new roof and paint application.

Tech's Cassell Records

Season	Rec.
76-77	4-3
77-78	4-6
78-79	7-8
79-80	8-6
80-81	8-1
81-82	7-5
82-83	7-1
83-84	9-4
84-85	9-4
85-86	10-4
86-87	9-3
87-88	4-7
88-89	10-2
89-90	7-5
90-91	8-6
91-92	5-5
92-93	13-1
93-94	13-1
94-95	11-2
95-96	9-5
96-97	7-8
98-98	10-3
98-99	15-0
Totals	194-90 (.683 overall)

Top 10 Cassell Crowds

10,052	Tech 73, Saint Peter's 48 *	Mar. 13, 1999
9,812	Tech 76, Auburn 61 *	Mar. 15, 1999
9,724	Tech 61, Xavier 60	Feb. 5, 1999
8,373	Tech 65, St. Joseph's 56	Jan. 22, 1999
8,079	Tech 66, George Washington 64	Feb. 21, 1999
7,043	Tech 62, La Salle 35	Feb. 7, 1999
5,370	Tech 89, Temple 69	Jan. 24, 1999
5,132	Tech 81, Virginia 65	Nov. 30, 1998
5,000	Tennessee 66, Tech 33	Feb. 22, 1995
4,300	Tech 69, Virginia 62	Jan. 13, 1995

* NCAA Tournament games

The Tech Locker Room

When the final whistle blows and practice is over, the Hokie basketball team has the finest of locker room facilities in which to relax.


The facility features locker space for each player and

showers. There is also a lounge area which contains a complete stereo system and big screen television. Another highlight of the state-of-the-art facility is the

Hokie Tradition Pole, which stands in the center of the room. It contains the signed names and numbers of each of Tech's senior

classes. It stands as a favorite of Hokie alumni who return to the Tech campus.

The basketball program at Tech takes great pride in the continuing growth in the campus and community. And with future upgrades planned, the Hokies' locker room and lounge will continue to rank among the nation's best.



The Hokies' Training Room

Through the aches, pains and injuries of today's game, the athlete is in need of the best medical treatment possible. At Virginia Tech, trainer Julie Felix works closely with the women's basketball team to ensure that each player is at her full potential at game time.

Felix is in her 10th season as a trainer at Virginia Tech. As a part of the sports medicine staff, Felix oversees the medical needs of the entire team with the finest equipment and resources at her disposal.

Her contributions to the Tech program are extensive as she works closely with team physicians and coaches regarding evaluations and rehabilitation of the injured athletes. Felix supervises a

host of student trainers who assist her in the daily operation of the Tech sports medicine program. She also contributes in the College of Human Resources at Tech as an instructor of athletic training classes.

Recently, Felix received her certification in massage therapy.

Felix, a native of Marine City, Mich., earned a B.S. from Michigan State University in 1986. While at MSU, she assisted in all aspects of the Spartan sports medicine program.

From 1987-89, she was a graduate assistant athletic trainer at the University of Tennessee. She served as the



head trainer for the Lady Vols' 1989 national championship basketball team and won the Outstanding Graduate Assistant Award.

Felix came to Tech from the University of Wyoming

where she was the head women's trainer and assistant football trainer for one year. She is a certified member of the National Athletic Trainers Association.

The Merryman Center

A New Athletic Showcase for a New Century

Virginia Tech proudly presents the Merryman Center, a \$10.6 million all-purpose building that ranks as one of the finest facilities of its kind in college athletics.

The beautiful facility is now the home of the Hokie women's basketball program.

Located directly behind Cassell Coliseum and the Jamerson Athletic Center, Merryman opened its doors to athletes last fall and officially was dedicated Sept. 26, 1998 in a university ceremony.

The facility is named for the F.W. (Sonny) Merryman family of Rustburg, Va., which presented the university with a major gift, kicking off a fund-raising campaign that saw Tech supporters dig deep into their pockets.

The result is a streamlined 40,000-square-foot facility that includes:

On the first floor: A sports medicine complex complete with training rooms and doctors offices; a strength and conditioning complex that is magnificent; and a speed and agility gym.

And on the second floor:

The women's basketball offices, a 130-seat auditorium; a video department; football meeting rooms; offices; and a new entrance way to the athletic department which eventually will provide visitors with a brilliant display of sports memorabilia.

The exterior of the building is streamlined, too, and has a definite Hokie

motif. Even the roof, the only maroon one on the Virginia Tech campus, adds a touch of school spirit. The outside walls of the Merryman Center are a combination of Hokie stone and a more simplified white stone that matches that on Cassell Coliseum, the building next door.

"This is a facility that is really special in every way," says Tech Director of Athletics Jim Weaver. "When

everything is in place, there is no doubt in my mind that the Merryman Center will rank right at the very top among the great buildings in college athletics."

The building represents a commitment on behalf of the university. The construction of Merryman clearly demonstrates the university's determination to maintain a top athletic program year in and year out.

While the memorabilia area remains on hold, the other areas of the Merryman Center are in full use.

Coach Mike Gentry's spacious weight and conditioning is fully equipped and in everyday use.

Also in use are offices of the athletic department physicians, a reception area for sports medicine, the new training room and the video department, which is really something special.

Weaver expressed appreciation to the Merryman family on behalf of Tech athletes, staff members and fans everywhere. The Tech AD also thanked the hundreds of others whose contributions have made possible the new building.



Part of the weight room in the Merryman Center.

Strength and Conditioning

Tech's Program Is One of the Best in the Nation

The Virginia Tech strength and conditioning program is one of the true gems of the Athletics Department. Under the direction of assistant athletic director Mike Gentry, who has been the Hokies' strength coach for 12 years, the Tech strength and conditioning program ranks among the nation's very best.

"Our strength and conditioning program is designed to help our student-athletes build overall strength and endurance, while helping them develop self-discipline and realize their potential as athletes," says Gentry. "We have a comprehensive program utilizing strength, power and flexibility training as well as plyometrics and sprint conditioning."

The women's basketball team trains in the beautiful 17,000-square foot training center on the first level of the Merryman Athletic Center. The weight room facility

features new free-weight equipment, a full line of Hammer Strength equipment, 12 platforms and a 6,000-square foot state-of-the-art speed and agility room.

The strength and conditioning staff at Tech is also very involved in nutritional education and supplementation as related to athletic performance.

The "Training Edge" dining facility has been touted by visiting coaches as one of the

best in the country. It features a comprehensive system of eating for championship performance.

"Our system of nutritional supplementation and performance-based eating has made a tremendous difference in the gains our athletes have experienced over the past year," Gentry said. "We plan to continue to improve and promote 'Training Edge'."

A Durham, N.C., native, Gentry received a B.S. degree in physical education from Western Carolina University in 1979. Gentry received his master's degree from the University of North Carolina at Chapel Hill in 1981 where he worked as an assistant strength coach. He then went to East Carolina University as head strength coach in 1982. He worked at East Carolina until he came to Virginia Tech in 1987.

This past summer, Gentry completed work toward an Ed.D., in curriculum and instruction at Virginia Tech, with an emphasis in motor behavior.

In 1995 and 1996 Gentry was recognized by the National Strength and Conditioning Association as a finalist for National Strength and Conditioning Professional of the Year.

Assisting Gentry this year are three full-time assistant strength and conditioning coaches: Christy Haley, Sonny Sano and Jay Johnson.

"Strength and conditioning here at Tech is the foundation of our team," says Coach Bonnie Henrickson. "We need our players to be physically able to compete with the nation's elite teams and Coach Gentry and his staff have accomplished just that."



The Hokies learn agility drills (above) under the direction of Jackie Ansley. Tere Williams (left) and the rest of the players (below) work extremely hard in the weightroom to improve their strength and conditioning.



The Best of Both Worlds

BLACKSBURG, VIRGINIA

Cutting-Edge Technology in a Beautiful Setting

Throughout the years, the town of Blacksburg and Virginia Tech have worked hand in hand to create a better community. Established as a farming community in 1798 by John and William Black, the town has thrived to rank among the nation's elite living environments.

In addition to being home to the Tech campus, Blacksburg was ranked among the top 20 retirement locations in the

United States by *Rand McNally*. Local businesses and industries are drawn to the potential this quaint town has to offer. More than 800 businesses are currently located in Blacksburg, with approximately 10 new business licenses issued each month. Blacksburg is gradually becoming more developed, making room for more businesses to flourish, however, the level of development is carefully

controlled. There is particular attention paid to the unique balance that preserves the atmosphere of a small town.

Blacksburg is located on a plateau between the Blue Ridge Mountains and the Alleghany Mountains, 2,100 feet above sea level. It is easily accessible in Southwestern Virginia on U.S. 460 near Interstate 81, only 40 miles southwest of Roanoke. Residents enjoy the close proximity to a

variety of recreation areas such as the Blue Ridge Parkway, Claytor Lake and the New River.

The town is surrounded by scenic mountain views that accentuate the area. Blacksburg is blessed with a moderate climate. The average temperature is 51 degrees Fahrenheit, with monthly averages of 50.6°F in the spring, 69°F in the summer, 52.7°F in the fall and 31.9°F in the winter.

Tech and Blacksburg have combined to form the "Electronic Village," boasting a highly





Blacksburg and the Tech campus are surrounded by scenic beauty. McCoy Falls (top) on the New River is a popular place with students and many popular hiking destinations (left) are nearby.

Most campus buildings, like Payne Hall (foreground) and Burruss Hall (background) are faced with Hokie stone.

computerized and technological community. Tech ranks first among public universities in the United States as an educational user of installed personal computers with more than 12,000 PCs and 3,000 terminals on campus. In fact, the campus has more PCs than telephones.

Tech also works closely with the community through

several different organizations. University students run committees of the local YMCA and aid in facilitating community interests with the Open University Program.

Getting to Campus

The campus is located in Blacksburg, Va., about 40 miles southwest of Roanoke, Va. To reach the campus from

Interstate 81, take Exit 118 (Christiansburg) onto U.S. Route 460 West. Remain on 460 West to Virginia Tech. Take the Virginia Tech exit (314 East) off U.S. 460.

A large campus map is located just after the Route 314 East campus entrance and an Information/Visitors Center is on the right a quarter of a mile farther down the road. The center is open weekdays from 7:30 a.m. to 5 p.m. and during limited hours on most weekends.

By air: Roanoke Regional Airport in Roanoke, Va., is served by major domestic airlines. Blacksburg Limousine Service and Around Town Limousine Service provide transportation between the airport and campus. Private planes may

land at the Virginia Tech Airport near campus.

Parking

Visitor parking permits are available at the Information/Visitors Center on Southgate Drive (Rt. 314) just off the 460 Bypass. Visitor parking passes are not needed on Saturdays and Sundays. Permits are also available through some university departments. These permits allow visitors to park in areas designated for faculty, staff, or students.

Some metered spaces and a few visitor's spaces are available near Burruss Hall. Visitor permits do not permit free parking at metered spaces. Visitors may also park in the Donaldson Brown Hotel and Conference Center parking lot.

Virginia Tech Coaches and Players



Bonnie Henrickson
Head Coach



Joe Mathews
Assistant Coach



Tisha Hill
Assistant Coach



Karen Clayton
Assistant Coach



Terri Johnsen
Administrative Assistant



3 Katrina Williams
G • 5-9 • Fr.
Salem, Va.



12 Mollie Owings
G • 5-9 • So.
Hyattsville, Md.



20 Emily Lipton
G • 5-8 • Fr.
Crofton, Md.



22 Chrystal Starling
G • 5-11 • So.
Syracuse, N.Y.



23 Amy Wetzel
G • 5-7 • r-Jr.
Ashland, Pa.



25 Kim Seaver
C • 6-3 • Sr.
Pittsburgh, Pa.



30 Sarah Hicks
G/F • 6-0 • r-So.
Roanoke, Va.



31 Nicole Jones
F/C • 6-1 • So.
Vienna, Va.



35 Missy Lemons
G • 5-9 • Sr.
Huntington, W.Va.



40 Tere Williams
F • 5-11 • Jr.
Chapel Hill, N.C.



51 Christina Strother
C • 6-2 • Fr.
Capitol Heights, Md.



1999-2000 Virginia Tech Schedule

Nov. 15	LIBERTY - Preseason WNIT	7 p.m.	Jan. 16	at La Salle *	1 p.m.
17	Preseason WNIT (Second Round)	TBA	21	at Temple *	7 p.m.
21	Preseason WNIT (Semifinals)	TBA	23	at St. Joseph's * (A-10 TV)	Noon
22	Preseason WNIT (Finals)	TBA	28	DAYTON *	7 p.m.
26-27	Pepsi Shootout (University of Oregon)		30	XAVIER *	2 p.m.
	Tech vs. Southern Utah	TBA	Feb. 2	at George Washington *	7 p.m.
	Howard vs. Oregon		6	at Fordham *	1 p.m.
30	APPALACHIAN STATE	7 p.m.	10	at Xavier *	7 p.m.
Dec. 2	at James Madison	7:30 p.m.	13	MASSACHUSETTS *	2 p.m.
5	DUQUESNE *	2 p.m.	17	ST. BONAVENTURE *	7 p.m.
8	DUKE	7 p.m.	20	at Duquesne *	2 p.m.
20	at Virginia	7:30 p.m.	24	LA SALLE *	7 p.m.
29	HOKIE HARDWOOD CLASSIC		27	at Dayton *	2 p.m.
	Bowling Green vs. UNC Charlotte	5:30 p.m.	Mar. 3-6	Bell Atlantic Atlantic 10 Championship	
	Hampton vs. Virginia Tech	7:30 p.m.		(Philadelphia, Pa.)	
30	Opponent, time to be determined				
Jan. 2	at Radford	2 p.m.		<i>Home Games in ALL CAPS</i>	
6	RHODE ISLAND *	7 p.m.		<i>* Atlantic 10 Conference games</i>	
9	GEORGE WASHINGTON * (A-10 TV)	4 p.m.		<i>All times Eastern and are subject to change</i>	



Missy Lemons

Sarah Hicks

Kim Seaver



The 1998-99 season was a magical one as Tech won 28 games, advanced to the Sweet 16, and received tremendous support from its legion of fans.

