

**VIRGINIA
TECH**

HOKIES

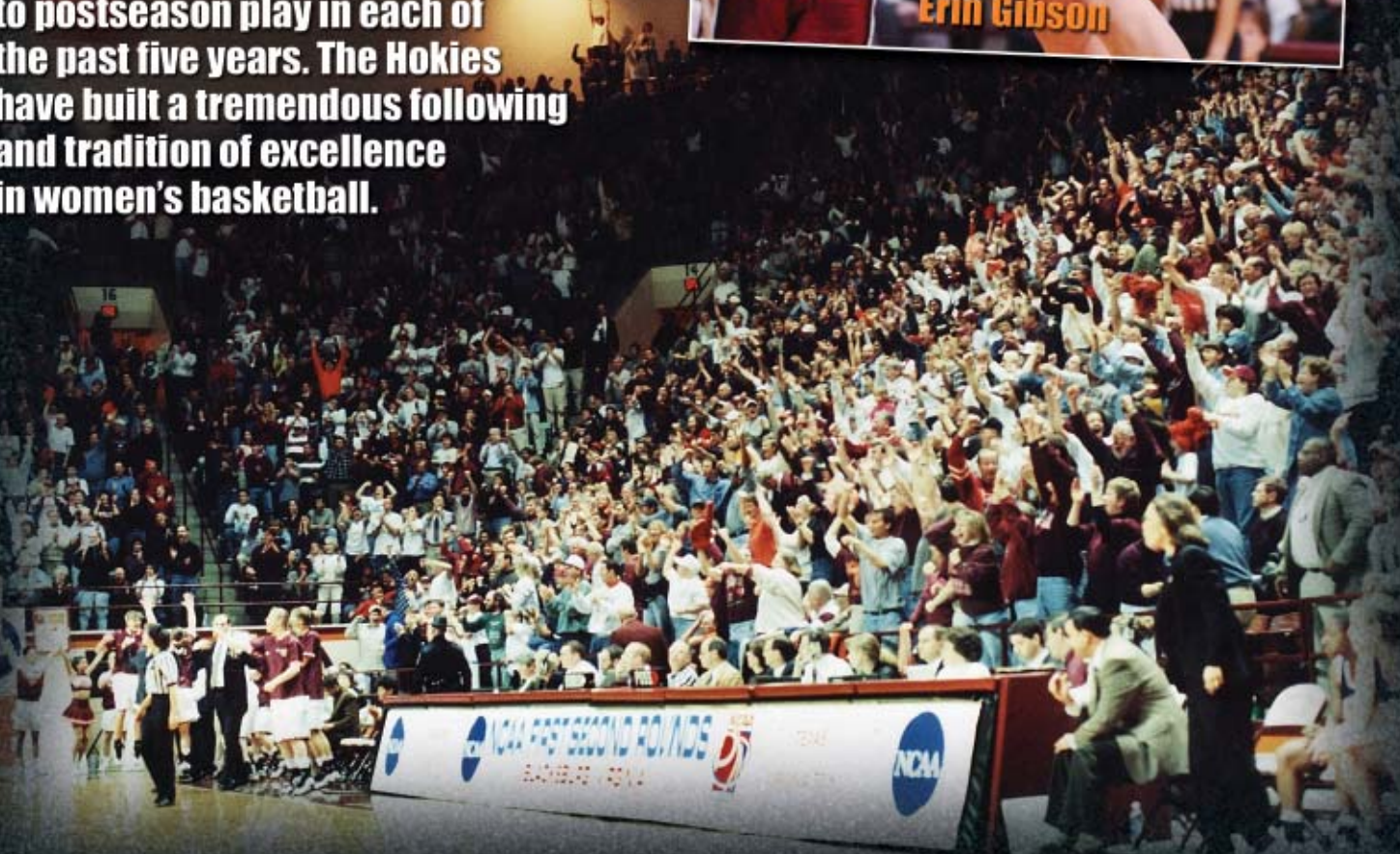
**2002-2003
BASKETBALL**

All-America candidate Ieva Kublina





Under the direction of Coach Bonnie Henrickson, Virginia Tech has averaged 23 wins per season and advanced to postseason play in each of the past five years. The Hokies have built a tremendous following and tradition of excellence in women's basketball.




2002-2003 VIRGINIA TECH WOMEN'S BASKETBALL

Table of Contents

Quick Facts	2
Media Information	2

This Is Virginia Tech Basketball

From post season appearances, to a great university, a highly successful coach, outstanding facilities and an All-America candidate striving to meet high goals — Virginia Tech is about success 4-14




15

The Outlook	16-21
Schedule	17, IBC
Roster	22



23

Head Coach Bonnie Henrickson	24-27
Angie Lee	28
Karen Lange	29
Katie O'Connor	30
Alayne Ingram, Support Staff	31



33

Emily Lipton	34, 35
Chrystal Starling	36, 37
Ieva Kublina	38, 39
Amy Lingenfelder	40, 41
Davina Simmons	42, 43
Erin Gibson	44, 45
Fran Recchia	46, 47
Brandy Fowler	48
Dawn Chriss	49
Megan Finnerty	50
Kerri Gardin	51
Maggie Griesser	52
Carrie Mason	53
Rayna DuBose	54
Speed Chart (TV & Radio Roster)	128




55

Season in Review	56-59
Box Scores	60-65
Results and Leaders/Statistics	66, 67
BIG EAST Standings & Statistics	68



69

2002-2003 Opponent Profiles	70-78
Travel Plans	78
Year by Year vs. 02-03 Opponents	79
BIG EAST Conference	80, 81
All-time Series Records	82



83

Tech Women's Basketball History	84-86
Conference Affiliation History	87
Individual Records	88, 89
Team Records	90, 91
Single Game Highs/Class Records	92
Year-by-Year Statistical Leaders	93
Tech's Top Ten	94, 95
Tech's 1,000-point Club	96-98
Cassell Coliseum Records	99
Year by Year Results	100-102
Lady Luck Classic Records	103
All-time Letterwinners/Hall of Fame	104
Virginia Tech Alumni	105
Hokie Honor Roll	106



107

Virginia Tech	108-111
President Charles Steger	112
Director of Athletics Jim Weaver	112
Administration & Management Staff	113
Academic Support Services	114, 115
Office of Student Life	116, 117
Academic Performance	118, 119
Sports Medicine	120, 121
Cassell Coliseum	122, 123
The Locker Room	123
Merryman Center	124
Virginia Tech Athletic Fund	125
Town of Blacksburg	126, 127

MEDIA GUIDE CREDITS

The 2002-2003 Virginia Tech Women's Basketball Media Guide was written by assistant SID Torye Hurst and edited by Hurst, and assistant SID David Knachel. Layout and design were by Knachel. Most of the photographs in the guide were taken by Knachel. Woody Veasey, photographers of The Roanoke Times, the University Photo Lab and opponents' SID offices also contributed. Printing by Southern Printing Co., of Blacksburg, Va.

Virginia Tech does not discriminate against employees, students, or applicants on the basis of race, sex, disability, age, veteran status, national origin, sexual orientation, or political affiliation. Anyone having questions concerning discrimination should contact the Equal Employment Affirmative Action Office, 336 Burruss Hall, Blacksburg, VA, 24061-0216 or (540) 231-7500

QUICK FACTS/MEDIA INFO

City/Zip: Blacksburg, VA 24061
Founded: 1892
Enrollment: 26,000
Nickname: Hokies
Mascot: The HokieBird
Colors: Chicago maroon (PMS 208) and burnt orange (158)
Arena Name: Cassell Coliseum (10,052)
Affiliation: NCAA Division I
Conference: BIG EAST
President: Dr. Charles Steger
Director of Athletics: Jim Weaver
Athletics Department Phone: (540) 231-6796
Athletics Ticket Office: (540) 231-6731

History

First Year Of Varsity Women's Basketball: 1976-77
All-Time Record: 406-331
Appearances in NCAA Tournament/Last: 5/2001
All-Time NCAA Record: 5-5
Last NCAA Tournament Opponent: Texas Tech
Result: 73-52 loss in Second Round
Appearances in WNIT Tournament/Last: 2/2002
All-Time WNIT Record: 4-2
Last WNIT Tournament Opponent: Houston
Result: 77-72 (OT) loss in semifinals

Coaching Staff

Head Coach: Bonnie Henrickson (St. Cloud State, 1986)
Record at School (years): 113-44 (6th year)
Career Record (years): 113-44 (6th year)
Basketball Office Phone: (540) 231-4998
Best Time/Day to Reach Coach: Through SID Office
Assistant Coaches: Angie Lee (Iowa, 1987);
Karen Lange (Iowa, 1996);
Katie O'Connor (Virginia Tech, 2000)
Administrative Assistant: Alayne Ingram (Michigan, 2002)
Athletic Trainer: Ron Esteban

Team Information

2001-2002 Record: 21-11
2001-2002 Conference Record/Finish: 9-7/T6th
Postseason: WNIT Semifinalist
Final/Highest 2001-2002 Ranking: AP- NR/16
Starters Returning/Lost: 2/3
Letterwinners Returning/Lost: 5/4

Sports Information

Women's Basketball SID: Torye Hurst
Office Phone: (540) 231-8823
Home Phone: (540) 382-6505
Cell Phone: (540) 320-8823
E-mail Address: tohurst@vt.edu
SID Fax: (540) 231-6984
Sports Information Director: Dave Smith
Associate SID: Anne Panella
Assistant SIDs: David Knachel, Bill Dyer, Bryan Johnston
SID Interns: Kevin Fischer, Melissa McKeown, Whitney Scott
Press Row Phone: (540) 231-4905
SID Mailing Address: 460 Jamerson Athletic Center
Blacksburg, VA 24061
Athletic Website: hokiesports.com
WBB Radio Contact/Play-by-Play Announcer: Cory Provus
WBB Radio Station/Phone: WFNR 100.7 FM / (540) 961-7604

The 2002-2003 Virginia Tech women's basketball guide has been designed to aid the media in its coverage of Hokie basketball. Additional information, news releases and photographs are available to accredited members of the media. All requests should be directed to the Sports Information Office. Please contact us by writing to the Virginia Tech Sports Information Office, 460 Jamerson Athletic Center, Blacksburg, VA 24061. If you would like to call, please phone (540) 231-6726 during the day or (540) 231-2228 at night or on weekends. The Sports Information fax number is (540) 231-6984.

Press Credentials

Requests for press credentials are screened with care to ensure a working press row. Children and other non-workers are not allowed in compliance with the working code of The Basketball Writers Association of America. Credentials will be granted to Virginia Tech's official website, the visiting team's official website and the BIG EAST Conference's official website. Requests for media credentials should be made in writing on appropriate letterhead at least one week prior to the game. Requests should be directed to Torye Hurst. You are urged to submit your request as early as possible. A reminder — no cheering is allowed in the working press area.

Broadcast Service

Radio space for broadcast of women's basketball games is located on press row at courtside across from the team benches. Lines are available on a reciprocal basis. Please contact the Virginia Tech Sports Information Office as your local contact for broadcast location at Cassell Coliseum.

Media Services

A game flip card, game notes, updated statistics and

media guides will be available before the game. Complete NCAA statistics will be available as soon as possible after the game and will be distributed at halftime.

Interviews

All Virginia Tech players and coaches will be available throughout the season for interviews. All interviews with Coach Bonnie Henrickson and players must be arranged through the Sports Information Office.

Postgame Policy

Coach Bonnie Henrickson and players will be available to the media after each home game. After a 10-minute cooling-off period, Coach Henrickson and requested players will speak to the media in the auxiliary gym in Cassell Coliseum.

Listening to the Hokies

For the sixth straight year, the Hokies will have a commercial radio package with ISP and the Valley Broadcasting Group. Tech fans will have the luxury of listening to the Hokies' games on WFNR 100.7 FM. Cory Provus will handle the play-by-play duties in his third season with the team. Web casts of all women's basketball games can be heard by accessing Tech's official website www.hokiesports.com.

BIG EAST on the Web

The BIG EAST site on the internet is available at www.bigeast.org. The site contains current information on all facets of the BIG EAST Conference. In addition, in-game scores will be updated in-progress. Please contact Tammy Donovan in the BIG EAST media relations department (401) 453-0660 for more information.

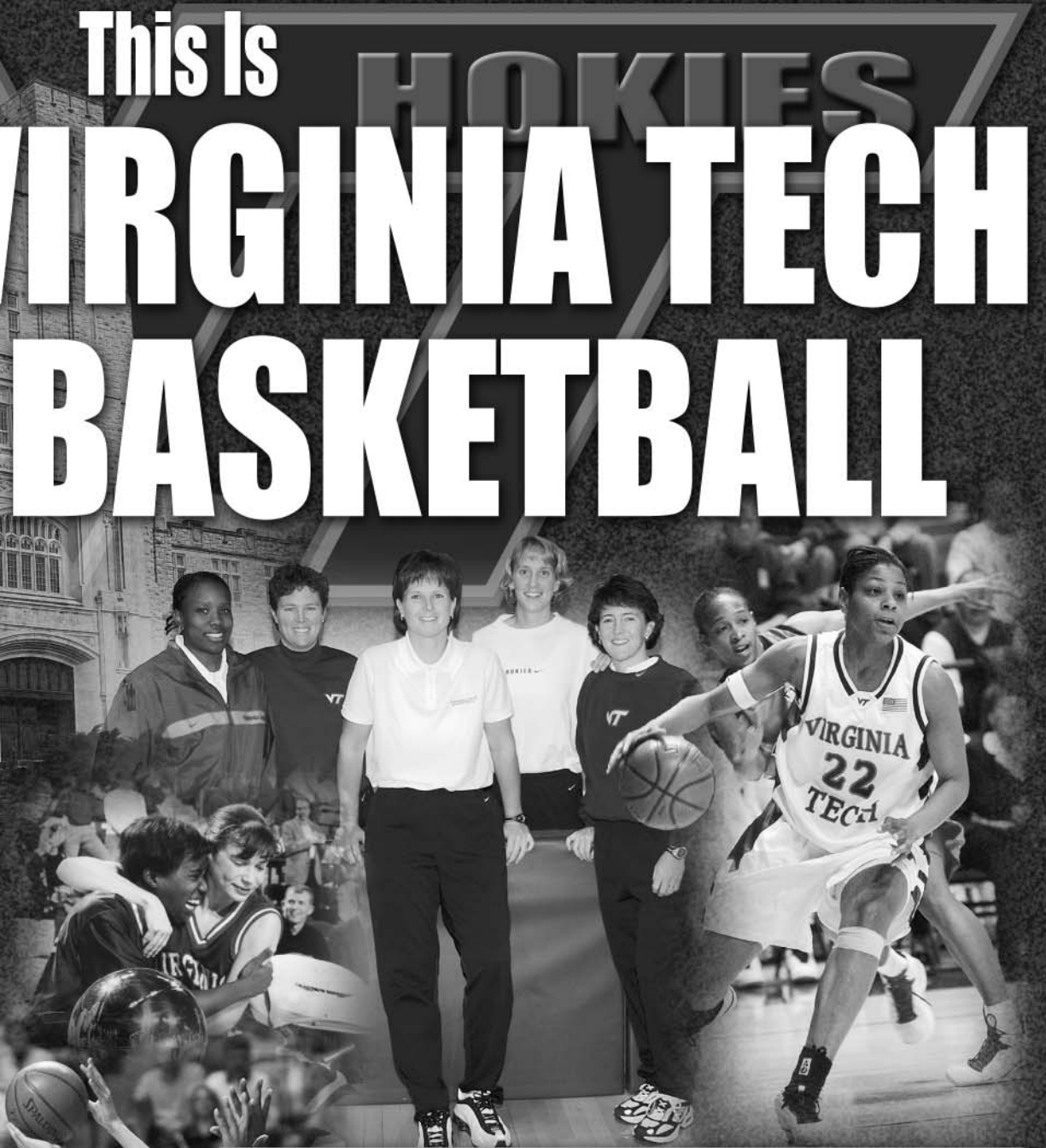
Tech Website

Notes, releases, statistics and other pertinent information are available on Tech's official website — hokiesports.com.

This Is

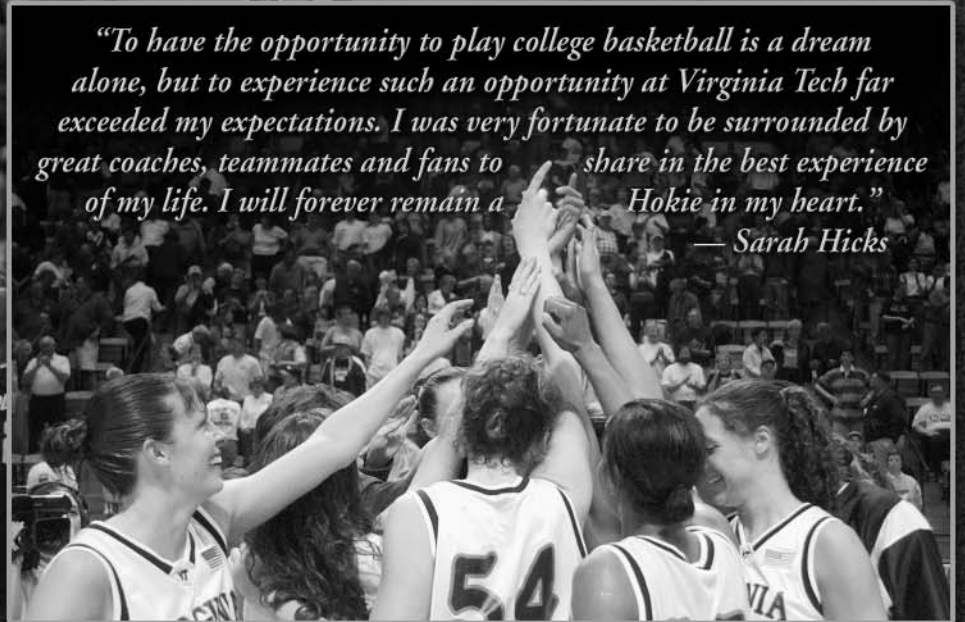
VIRGINIA TECH BASKETBALL

VIRGINIA TECH



"To have the opportunity to play college basketball is a dream alone, but to experience such an opportunity at Virginia Tech far exceeded my expectations. I was very fortunate to be surrounded by great coaches, teammates and fans to share in the best experience of my life. I will forever remain a Hokie in my heart."

— Sarah Hicks



HOKIES IN THE POSTSEASON

Tech earns fifth straight bid to postseason play

Virginia Tech's WNIT semifinal appearance last season continued a recent run of postseason success for the Hokies. Tech has participated in the NCAA Tournament three of the past five years and in five of the last nine, advancing as far as the "Sweet 16" in 1999. The WNIT bid marked the Hokies' second venture to the tournament and its most successful to date.

The Hokies had compiled an 18-10 record entering the WNIT after posting a 15-2 record at one point in the season, the second best start to a season in the program's history. The two losses were by a total of three points.

Tech's fifth consecutive postseason appearance began with a tight 51-45 win over UNC Greensboro. Leading only 45-42 with two minutes remaining, Tech hit six of seven free throws down the stretch to ice the game.

The second round contest was a renewal of the rivalry with George Washington from when the Hokies were a member of the Atlantic 10. Trailing 32-27 at the half, Tech played one of its best halves of the year to win 68-52. Ieva Kublina led the way with 21 points, nine rebounds and four blocks.

Vermont was the Hokies' quarterfinal opponent, and the night belonged to senior Sarah Hicks who had 22 points, including four treys. Kublina added 13 points and nine boards as Tech won 76-48.

Tech's run in the tournament ended in a thrilling 77-72 overtime loss to Houston in front of 5,409 Hokie faithful in Cassell Coliseum. Kublina erupted for a career-high 32 points, which was the fourth highest single-game total by a Tech player.



Ieva Kublina scored 32 points in a WNIT semifinal game at Cassell Coliseum last season.


VIRGINIA TECH'S POSTSEASON RESULTS

NCAA Tournament

Year	Seed	Region	Qualified	Round	Opponent	Result	Location
1994	8	East	Metro Tournament Champions	1st	Auburn	L 51-60	Blacksburg, Va.
1995	8	East	At-large berth	1st	St. Joseph's	W 62-52	Storrs, Conn.
				2nd	Connecticut	L 45-91	Storrs, Conn.
1998	11	West	Atlantic 10 Tournament Champions	1st	Wisconsin	W 75-64	Gainesville, Fla.
				2nd	Florida	L 57-89	Gainesville, Fla.
1999	4	East	At-large berth	1st	Saint Peter's	W 73-48	Blacksburg, Va.
				2nd	Auburn	W 76-61	Blacksburg, Va.
				East Regional	Tennessee	L 68-52	Greensboro, N.C.
2001	7	Mideast	At-large berth	1st	Denver	W 77-57	Lubbock, Tex.
				2nd	Texas Tech	L 52-73	Lubbock, Tex.

WNIT

2000	-	-	At-large berth	1st	Georgia State	W 80-58	Blacksburg, Va.
				2nd	Maryland	L 60-68	Blacksburg, Va.
2002	-	-	At-large berth	1st	UNC Greensboro	W 51-45	Blacksburg, Va.
				2nd	George Washington	W 68-52	Blacksburg, Va.
				Quarterfinal	Vermont	W 76-48	Blacksburg, Va.
				Semifinal	Houston	L 72-77 (ot)	Blacksburg, Va.



In NCAA Tournament play, Virginia Tech beat 23rd-ranked Wisconsin in 1998 (above); Chrystal Starling led the Hokies past Denver in 2001; and Tere Williams led Tech into the "Sweet 16" in 1999 (below).

Tech's Postseason Appearances

- In 1994, Virginia Tech, with a 24-5 record, captured the Metro Conference Tournament title and advanced to the Hokies' first NCAA tourney. Tech was seeded eighth in the East Region and played host to Auburn in a first-round game at Cassell Coliseum. Auburn, on the strength of 24 points and 12 rebounds from Danielette Coleman, defeated the Hokies 60-51. Tech guard Christi Osborne led the Hokies with 22 points and seven rebounds.

- Tech kept up its success in 1995 by claiming the Metro Conference regular season championship with a 21-8 record. The Hokies, again seeded eighth in the East Region, faced St. Joseph's in the first round at the University of Connecticut's Gampel Pavilion. The Hokies downed the Hawks, 62-52, behind 18 points from Christi Osborne. The Hokies' second-round opponent, UConn, ended up as the 1995 NCAA National Champion. Guard Jennifer Rizzotti burned the Hokies for 20 points as the Huskies advanced, 91-45.

- With former Tech assistant coach Bonnie Henrickson back in Blacksburg as the head coach, the Hokies posted their third trip to the NCAA Tournament in five years in 1998. Tech traveled to Gainesville, Fla., as the No. 11 seed in the NCAA West Region. The Hokies, behind a record-breaking performance from guard Amy Wetzel, surprised sixth-seeded Wisconsin, which was ranked No. 23 at the time, 75-64. Wetzel set a Tech record and tied an NCAA West Region free throw mark by converting 16 free throws for a career-high 28 points. The Hokies, however, would bow out after round two as host Florida, ranked No. 12, won 89-57. Wetzel again led all scorers with 24 points.

- The Hokies used the 1999 season to establish themselves as one of the nation's elite programs. Henrickson led Tech to a school-record 28-3 finish, including a 15-1 Atlantic 10 mark. Cassell Coliseum was the site for NCAA first and second round games. The Hokies dispatched Saint Peter's, 73-48, before defeating Auburn, 76-61, to earn the program's first "Sweet 16" appearance. Tech traveled to Greensboro, N.C., to face second-ranked Tennessee in the NCAA East Regional. Behind 27 points from national player of the year Chamique Holdsclaw, the Volunteers eliminated Tech, 68-52, to advance.

- Virginia Tech posted its third consecutive 20-win season under Henrickson in 2000. The Hokies posted a 20-11 record and made their first-ever appearance in the Women's National Invitational Tournament. Cassell Coliseum was the site of the first round matchup against Georgia State. The Hokies used a 12-3 run midway through the second half to break open a close contest and went on to win 80-56. Maryland was the WNIT "Sweet Sixteen" opponent two days later and the two teams battled into overtime. The Terrapins used a 10-2 run in the last 3:11 of the extra session to eliminate the Hokies, 68-60.

- In 2001, Tech received an at-large bid to the NCAA Mideast Regional as a No. 7 seed. The Hokies had compiled a 21-8 record entering the tournament in their first season in the BIG EAST Conference. Tech had finished fourth in the league with an 11-5 record and advanced to the tournament semifinals before being eliminated by eventual national champion Notre Dame.

Tech's fourth consecutive postseason appearance and third to the NCAA Tournament in the past four seasons, began with a resounding 77-57 victory over Denver in the first round at Lubbock, Texas. Chrystal Starling led five Hokies in double figures with 20 points as Tech shot 55.3 percent from the field. In the second round, Tech faced Texas Tech on the Lady Raiders' home floor in front of 12,161. The Hokies played a great first half and took a 25-18 lead into the locker room at the intermission. The Lady Raiders exploded in the second half, shooting 63.0 percent and scoring 55 points to defeat the Hokies 73-52.



A FIRST-CLASS UNIVERSITY

Virginia Tech Quick Facts

- Approximately 26,000 students
- Eight colleges – with a ninth approved – and a graduate school
- 60+ bachelor's degree programs
- 115 master's and doctoral degree programs
- 15:1 student-faculty ratio
- Main campus includes 100 buildings, 2,600 acres of land and an airport
- Computing and communications complex for worldwide information access
- Currently ranked 51st among the nation's research institutions
- Has adjacent Corporate Research Center

Student Population



The most popular majors for incoming first year students in the fall of 2002 were engineering, university studies, business, computer science, biology, communication studies, animal poultry science, psychology, architecture and marketing.

118 countries and 48 states, plus the District of Columbia, the Virgin Islands and Puerto Rico are represented in the student population. 59 percent of the student population is male, while 41 percent is female.



Whether it is in an academic setting or helping out in the community, Hokie basketball players learn to grow as individuals.

Virginia Tech is a great place to learn and grow!



The goal of all student-athletes at Virginia Tech is to graduate from an outstanding university.

HENRICKSON'S HOKIES

Virginia Tech achieves at the highest level

The Virginia Tech women's basketball program has enjoyed tremendous success in Bonnie Henrickson's five years as head coach, averaging 23 wins a season and playing in the postseason each of those seasons.

Under Henrickson, the Hokies have won 98 of their last 133 games (73.7 percent), dating back to Feb. 14, 1998.

Twenty Wins – No Problem

Reaching the magical 20-win mark has become a common occurrence for the women's basketball program over the last ten years. Tech has posted eight 20+ win campaigns including the five straight since Bonnie Henrickson became head coach. The 1998-99 squad was the fastest in school history to reach 20 wins, accomplishing

the feat in only 21 games. The 1993-94 and 1994-95 teams reached the mark in 25 contests, the 1992-93 and 00-01 squads took 27 games, the 1997-98 team reached 20 wins in 29 games while the 1999-00 and last year's team reached the plateau in 30 outings.

Across the State

Under Coach Bonnie Henrickson, the Hokies have posted a 22-4 overall record against teams that hail from the state of Virginia, 13-0 at home and 9-4 on the road. Since the 1976-77 season, Virginia Tech has posted a 106-87 record overall vs. in-state foes, 61-25 at home, 43-48 on the road and 2-14 in neutral site games.

Hokies History

With the 21-11 record in 2001-2002, Virginia Tech posted the school's 14th

winning season. Last year the Hokies registered their fifth straight and eighth 20-plus win season in the past ten years. Henrickson has been part of all eight 20-win squads, three as an assistant and five as head coach. Tech's best-ever season was the 28-3 mark registered by Henrickson's 1999 team.


Tech in the Polls

The Virginia Tech Women's Basketball team was ranked in the coaches poll for seven consecutive weeks and in the AP poll for six straight weeks last season before dropping out of both polls on Feb. 25. Tech received votes in both final polls.

Under Coach Bonnie Henrickson, the Hokies were ranked 20 straight weeks in the nation's Top 25 in both polls, dating from Dec. 7, 1998 to Dec. 20, 1999. Since

Henrickson became the head coach in 1997, the Hokies were ranked for the first time in the 1998-99 preseason poll, ranking 22nd in *Street & Smith's* preseason publication. The Hokies also received 23 votes in the Associated Press Top 25 preseason poll that year and 18 votes in the *USA Today/ESPN* poll. Tech continued to receive votes until reaching Top 25 status in both polls, ranking 22nd. The Hokies stayed in both polls that entire season, reaching as high as ninth in the Associated Press Poll and 11th in the *USA Today/ESPN* Coaches Poll on February 15.

Tech received its first-ever ranking on January 17, 1995, when the Hokies entered the *USA Today/CNN/Coaches* Poll at No. 24. Tech was ranked 23rd the following week and entered the Associated Press poll at No. 25.



Bonnie Henrickson has coached Virginia Tech teams to NCAA success, including in 2001, when guard Emily Lipton (right) and the Hokies won a first-round tournament game over Denver at Texas Tech.



The BIG EAST Conference

One of the most significant events in Virginia Tech athletic history occurred when the it became the newest member of the BIG EAST Conference in July, 2000. This is the Hokies' third conference affiliation since 1981, when they became affiliated with the old Metro Conference. Tech held membership in the Metro from 1981 to 1995 and was in the Atlantic 10 Conference from 1995 to 2000. The current members of the BIG EAST — regarded as perhaps the top women's basketball league in the country — are Boston College, Connecticut, Georgetown, Miami, Notre Dame, Pittsburgh, Providence, Rutgers, Seton Hall, St. John's, Syracuse, Villanova, Virginia Tech and West Virginia. The BIG EAST has produced the last three national champions.



Erin Gibson scores inside against BIG EAST foe UConn.

Hokies Face Tough Schedule

The 2001-02 schedule was loaded with successful women's basketball programs. The Hokies faced eventual national champion Connecticut twice and had twelve games against NCAA Tournament teams. In fact, Tech's opponents had a .589 winning percentage and 15 of the Hokies 28 opponents advanced to postseason play. Ten of last season's opponents won 20 or more games with 19 teams posting winning records. This year the Hokies again face stiff competition against ten teams (Boston College, Connecticut, Florida International, Liberty, LSU, Notre Dame, Old Dominion, Syracuse, Villanova and Virginia) which made the NCAA Tournament field and five teams (#1 Connecticut, #15 Old Dominion, #21 Boston College, #22 LSU and #23 Florida International) that concluded the year in the Associated Press Top 25.

International Hokies

The Virginia Tech women's basketball program made its first international trip in the Bonnie Henrickson era when the Hokies travelled to Europe in the summer of 2000. The Hokies comfortably won all four games against competition from France and Switzerland, and enjoyed 11 days of touring Europe. Tech is scheduled to make a summer trip to Australia in 2004. Chrystal Starling was a member of the BIG EAST All-Star team which toured Germany the summer of 2001.




The Virginia Tech women's basketball team heads to Australia (left) in 2004. During their 2000 trip to Europe, the Hokies enjoyed touring beautiful Lake Geneva in Switzerland (below) and the Cathedral de Notre Dame in Paris, France (right).



OUTSTANDING FACILITIES

From the locker room to the arena, Tech's competition and support areas are second to none




Amy Lingenfelder works in the HEAT Lab, one of the many areas provided for academic support.

Cassell Coliseum provides a terrific home-court advantage

Defending the Cassell

Under Coach Bonnie Henrickson, the Hokies have posted a 61-14 record (.813) at Cassell Coliseum. Overall, the program has posted a 229-102 (.692) home record since the addition of women's basketball as a varsity sport in 1976-77. The Hokies were 15-0 at home in 1999 and won 18-straight regular-season home games until the Georgia loss on November 17, 1999. Tech was 15-2 at home last season and the Hokies have won 55 of their last 67 home games.



Television cameras and a sell-out crowd of 10,052 watched the Hokies win an NCAA Tournament game at home in 1999.




Love Those Hokies

The play of the Virginia Tech women's basketball program at home has not gone unnoticed by the Hokie faithful. The following has paid huge dividends for the team for its performances at the Cassell, serving as the team's sixth man on the court.

In 1999, Tech set eight of the program's 10 best single-game attendance marks and averaged a record 5,221 fans per game, ranking 13th nationally. In Tech's first round NCAA Tournament

win over St. Peter's, the Hokies recorded the program's first sellout crowd with 10,052 on hand.

Last season the Hokies averaged 2,577 in 17 home games which was 33rd best in the nation. The Hokies drew 6,069 against No. 1 Connecticut, which was Tech's eighth-largest crowd, and had 5,370 on hand, good for No. 10 on the list, for the WNIT semifinal contest against Houston.



The strength and conditioning facilities in the Merryman Center are among the nation's best.



The Hokies' athletic training needs are taken care of in the brand-new, state-of-the-art Eddie Ferrell Memorial Training Room.



The women's basketball locker room at Tech has an attractive entrance, including a floor that depicts the coliseum, a large lounge area, and spacious individual lockers with personal vanities.

ALL-AMERICA CANDIDATE IEVA KUBLINA

Ieva's Accomplishments

- BIG EAST Conference Most Improved Player
- Second Team All-BIG EAST
- Twice named BIG EAST Player of the Week
- WNIT All-tournament team
- First on the team in scoring (15.6)
- Third in career blocks (121) in just two seasons
- First on team in rebounding (7.8)
- Second in minutes played (976- 30.5)
- Scored a career-high 32 points against Houston
- Has 11 career double-doubles
- Career-high seven blocks against West Virginia
- Blocked three or more shots 16 times last season
- Had 25 double figure scoring games last season
- Eleven games with ten or more rebounds



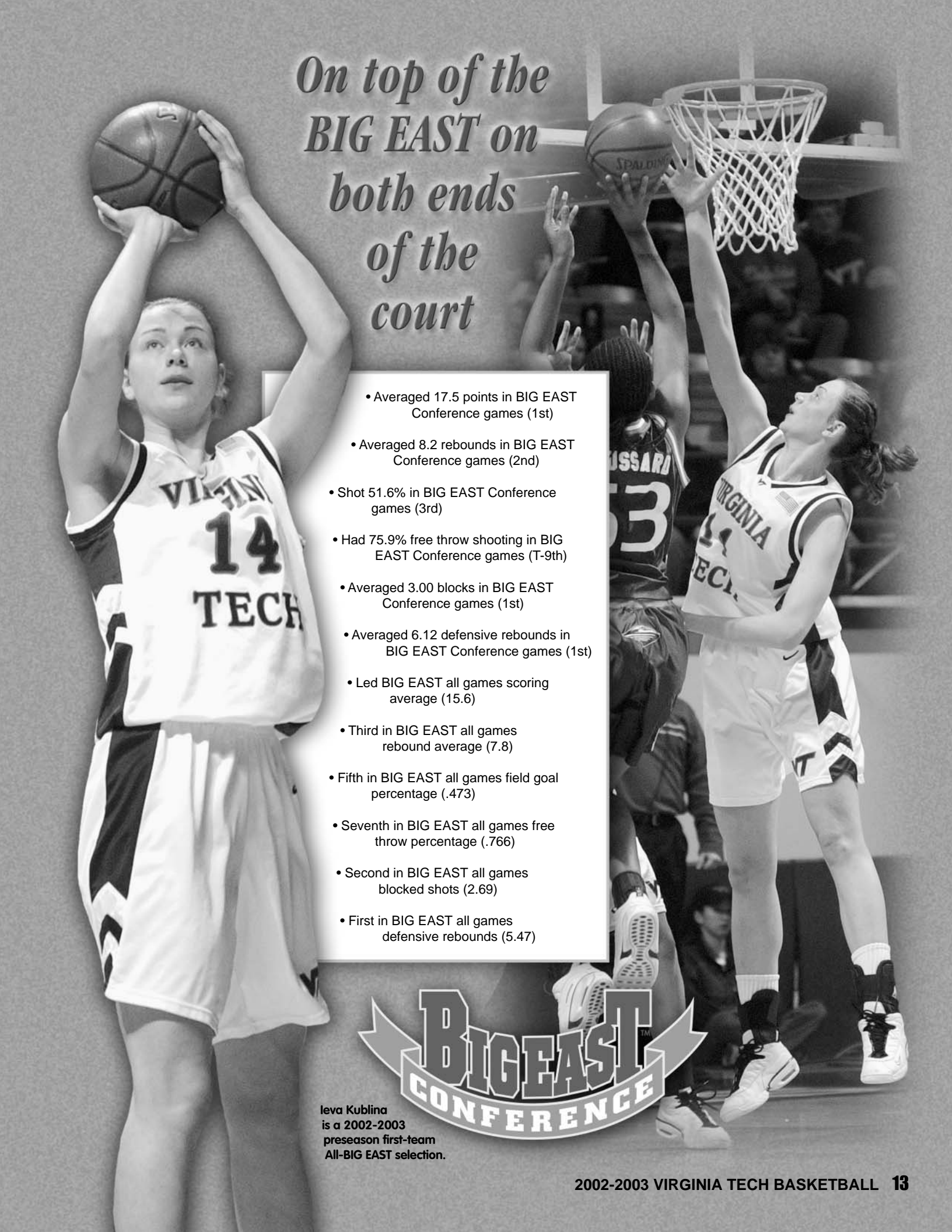
BIG EAST Conference Most Improved Player

Ieva Kublina improved in many statistical categories from her freshman to sophomore seasons:

Points per game	7.8 to 13.8
FG Percentage437 to .463
FT Percentage647 to .746
Rebound Average	5.0 to 7.2
Blocks Per Game	1.13 to 2.54

KUBLINA'S CAREER STATISTICS

Year	G	GS	MP	FGM-Att	Pct.	3PTM-Att	Pct.	FTM-Att	Pct.	Reb.	Avg.	A	TO	Blk	ST	TP	Avg.
00-01	31	3	642	87-199	.437	13-38	.342	55-85	.647	154	5.0	15	46	35	11	242	7.8
01-02	32	32	976	198-419	.473	20-53	.377	82-107	.766	249	7.8	30	74	86	23	498	15.6
Totals	63	35	1618	285-618	.461	33-91	.363	137-192	.714	403	6.4	45	120	121	34	740	11.8



*On top of the
BIG EAST on
both ends
of the
court*

- Averaged 17.5 points in BIG EAST Conference games (1st)
- Averaged 8.2 rebounds in BIG EAST Conference games (2nd)
- Shot 51.6% in BIG EAST Conference games (3rd)
- Had 75.9% free throw shooting in BIG EAST Conference games (T-9th)
- Averaged 3.00 blocks in BIG EAST Conference games (1st)
- Averaged 6.12 defensive rebounds in BIG EAST Conference games (1st)
- Led BIG EAST all games scoring average (15.6)
- Third in BIG EAST all games rebound average (7.8)
- Fifth in BIG EAST all games field goal percentage (.473)
- Seventh in BIG EAST all games free throw percentage (.766)
- Second in BIG EAST all games blocked shots (2.69)
- First in BIG EAST all games defensive rebounds (5.47)

Leva Kublina
is a 2002-2003
preseason first-team
All-BIG EAST selection.



A SUCCESS STORY



Tech Athletics On Top

Virginia Tech has a long and proud tradition in athletics, but the Hokies have really seen their success and visibility grow immensely over the past few years. For the ever-growing legion of Tech fans, the most exciting part is that the future looks even brighter.

With a total of 21 varsity sports, 11 for men and 10 for women, Virginia Tech provides generous opportunities for athletes (and fans) to get in the Hokie huddle. Tech competes at the Division I level of the NCAA in the BIG EAST Conference for all sports, except wrestling, which competes as a member of the Eastern Wrestling League.

The winning ways of Coach Bonnie Henrickson's Hokies, averaging 23 wins the past five seasons including five consecutive postseason appearances, and the skyrocketing interest in the women's basketball program are only part of the story.


Tech's nationally-known football team has had unprecedented success over the past decade. The Hokies have played in nine consecutive bowl games, and have enjoyed four years of ten-win seasons. The Tech football team won BIG EAST championships in 1995, 1996 and 1999, and played for the National Championship in the 2000 Nokia Sugar Bowl.

In 2001, the Hokie golf team won a nation's-best six tournaments, including the BIG EAST Golf Championship, and went on to record an eighth-place finish at the 2001 NCAA Golf Championship. Last year, the golf team repeated as BIG EAST champs and again advanced to the NAAs.

Baseball, tennis and many other Tech sports also enjoy success at the conference and NCAA levels.

Before joining the BIG EAST, Tech competed in the Atlantic 10 Conference, earning over 30 league titles in five years. Tech's move into the BIG EAST Conference as a full member two years ago has further enhanced the quality and visibility of the Hokies' athletic program. Tech athletes perform in some of the finest athletic venues in the nation and have some of the best support facilities and personnel as well.


The Virginia Tech athletics program competes at the highest level — and things are even looking up from there!



HOKIES

OUTLOOK

VIRGINIA TECH



Chrystal Starling and her teammates are looking to get the Hokies back to the NCAA Tournament for their sixth-straight postseason bid under Coach Henrickson

2002-2003 OUTLOOK

Experienced returnees and an outstanding recruiting class look to come together to lead Tech to a sixth straight postseason bid



Success is a word that has followed Bonnie Henrickson wherever she has been as both a player and a coach. In her five seasons at Virginia Tech, Henrickson has guided the Hokies to the postseason and 20-plus victories every year.

Tech has averaged 23 wins a season under Henrickson and has appeared in three NCAA Tournaments, had two WNIT appearances and finished high in the tough BIG EAST Conference in each of the Hokies' two years in the league.

Tech won its first-round NCAA Tournament game in 1998, advanced to the NCAA "Sweet 16" in 1999, finished in the WNIT "Sweet 16" in 2000, advanced to the 2001 NCAA second round and made the WNIT semifinals last season. The program also garnered national attention last year, being ranked as high as No. 16 by The Associated Press on January 21 following a 15-2 start to the season.

The continued success of the program has enhanced Tech's recruiting efforts, as the Hokies have the best group of newcomers in the program's history. The newcomers and the returning players will form a unique mix as Tech looks to improve on last year's results and reach the postseason once again.

Henrickson will have to replace four seniors, including three starters, as Tech enters the 2002-03 campaign. The Hokies lost Sarah Hicks, the program's career three-point field goals made leader, who was an All-BIG EAST selection and a member of the 1,000-point club. Other losses include Nicole Jones, Lisa Guarneri, and Mollie Owings. Jones was fourth on the team in scoring and third in rebounding, while Guarneri handed out 127 assists from the point guard position. Owings provided a spark off the bench and was a crowd favorite.

"Three of the seniors made a tremendous impact on the

floor during their final year and Mollie set a great example in the weight room as well as outside of the game," said Henrickson. "We will have to replace Sarah's three-point shooting, defense and rebounding along with Lisa's ability to create off the dribble. We will also have to find a replacement for Nicole who made good decisions and had a tremendous amount of playing experience in her four years."

Two starters along with two reserves who saw considerable playing time return from last year's 21-11 squad. This season's edition of the Hokies will include two seniors, four juniors, one sophomore and six freshmen. Six members of the team are newcomers while two others, Fran Recchia and Amy Lingenfelder, missed last season due to injury.

"We have had an advantage in having all five freshmen in for the second summer session which has given them a head start on

getting to know each other, the coaching staff and our system," said Henrickson. "We have a good mix in the newcomers in that they will provide depth throughout the roster. A common thread among the freshmen is that they want to be successful, are committed to winning, and are willing to trust each other to reach the goals we have set for the team."

As with any Henrickson team, defense will play a key role in the success of the squad.

"We have gotten bigger on the perimeter and improved our athleticism," said Henrickson. "Our defensive system has been successful through the years and the challenge, as with all freshmen, is to teach them the proper defensive position. I believe that with our size and athletic ability we will be a good defensive team."

All-America candidate Ieva Kublina (6-4, Jr., F/C, Riga, Latvia), the 2002 BIG EAST Conference Most Improved

Player and a second-team All-BIG EAST selection, will be counted on to be a force on both the offensive and defensive ends of the floor. Kublina led the BIG EAST in scoring (15.6), and led the Hokies in rebounds (7.8) and field goals made (198) in addition to being named to the WNIT All-Tournament team. Her 86 blocks were the second most in school history and most by a sophomore. Kublina's 121 career blocks in only two years ranks third on the Tech career list while her 498 points last season and 249 rebounds both ranked as the fifth most in a season and most by a sophomore.

Kublina had 10 double-doubles last year, scored in double figures 25 times and ended the season with 32 points in the WNIT semifinals against Houston.

Chrystal Starling (5-11, Sr., G/F, Syracuse, N.Y.) returns for her senior year after seeing action in all 32 games last year following off-season shoulder surgery. Starling was third on the team in scoring (11.4) and third in the BIG EAST in free throw percentage (.806) after leading the league the previous season. She scored in double figures 21 times and recorded her first career double-double in the season opener against Richmond. Starling scored 13 points in the first round of the BIG EAST tournament to become the 14th member of the Tech 1,000-point club. She was also named to the LSU Crawfish Classic All-Tournament team.

After splitting time for the past two seasons with Guarneri, Emily Lipton (5-7, Sr., G, Crofton, Md.) takes over the point for her senior season. Lipton started 31 games last year and handed out 105 assists. She opened the season with a season-high ten points along with seven assists against Richmond.

Other returning players include Erin Gibson (6-2, So., C, Galax, Va.), Davina Simmons (6-0, Jr., F, Winston-Salem, N.C.), Fran Recchia (5-7, r-Fr., G, Flower Mound, Tex.) and Amy Lingenfelder (5-8, Jr., G, Fairfax, Va.). Gibson saw action in all 32 games as a

freshman and provided support for Jones and Kublina on both ends of the floor. She averaged 6.3 points and 4.6 rebounds and set career highs with 18 points and 14 rebounds at Georgetown. Gibson had six double-figure scoring games and pulled down five or more rebounds 15 times. Simmons saw action in 17 games after missing most of her freshman year with a knee injury. She scored a career-high 11 points at Radford and had seven points in the Hokies' WNIT first-round win over UNC Greensboro. Recchia played in only three games due to a stress fracture in her right foot

while Lingenfelder, a transfer from Georgia Tech, was lost for the year after tearing the ACL in her left knee during preseason practice.

Six newcomers will join the Tech roster for the upcoming season. Dawn Chriss (6-1, Fr., G, Hillcrest Heights, Md.), Megan Finnerty (6-3, Fr., C, Atlanta, Ga.), Brandy Fowler (6-1, Jr., C, Cary, N.C.), Kerri Gardin (6-1, Fr., F, Morganton, N.C.), Maggie Griesser (6-0, Fr., G, Springfield, Pa.) and Carrie Mason (5-7, Fr., G, Seneca, Pa.) form a recruiting class that has been rated in the top 20 by several publications.

The 2001-02 schedule was perhaps the toughest in school history — featuring ten NCAA Tournament teams, including national champion Connecticut, along with five WNIT participants. The 2002-03 schedule may be even tougher, as the Hokies face some of the best programs in the nation. The non-conference schedule will feature a blend of old and new opponents including home dates against UNC Greensboro (WNIT participant), arch-rival and NCAA participant Virginia, James Madison and New River Valley rival Radford. Tech will once again host the Lady Luck

Continued on next page

2002-2003 WOMEN'S BASKETBALL SCHEDULE

Nov.	12	MELBOURNE TIGERS (EXB.)	7 p.m.	Blacksburg, Va.
	22	UNC GREENSBORO	7 p.m.	Blacksburg, Va.
	29	Florida International Thanksgiving Classic		Miami, Fla.
		Virginia Tech at Florida International	5 p.m.	
		Washington State vs. LSU	7 p.m.	
	30	Florida International Thanksgiving Classic		Miami, Fla.
		Consolation	5 p.m.	
		Championship	7 p.m.	
Dec.	3	VIRGINIA	7 p.m.	Blacksburg, Va.
	7	JAMES MADISON	7 p.m.	Blacksburg, Va.
	11	at Maryland	7 p.m.	College Park, Md.
	14	at Liberty	6 p.m.	Lynchburg, Va.
	21	at Old Dominion	2 p.m.	Norfolk, Va.
	28	LADY LUCK CLASSIC		Blacksburg, Va.
		Duquesne vs. Loyola, Md.	1 p.m.	
		Virginia Tech vs. UT-Martin	3 p.m.	
	29	LADY LUCK CLASSIC		Blacksburg, Va.
		Consolation	1 p.m.	
		Championship	3 p.m.	
	31	RADFORD	2 p.m.	Blacksburg, Va.
Jan.	4	SYRACUSE *	7 p.m.	Blacksburg, Va.
	7	at Villanova *	7:30 p.m.	Villanova, Pa.
	12	at Connecticut *	2 p.m.	Storrs, Conn.
	15	PITTSBURGH *	7 p.m.	Blacksburg, Va.
	18	at West Virginia *	Noon	Morgantown, W.Va.
	22	RUTGERS *	7 p.m.	Blacksburg, Va.
	28	at Miami *	7 p.m.	Miami, Fla.
Feb.	1	PROVIDENCE *	2 p.m.	Blacksburg, Va.
	4	at Seton Hall *	7 p.m.	South Orange, N.J.
	9	NOTRE DAME *	2 p.m.	Blacksburg, Va.
	12	GEORGETOWN *	7 p.m.	Blacksburg, Va.
	16	at Boston College *	Noon	Chestnut Hill, Mass.
	22	VILLANOVA *	2 p.m.	Blacksburg, Va.
	26	at Rutgers *	7:30 p.m.	Piscataway, N.J.
Mar.	1	WEST VIRGINIA *	4 p.m.	Blacksburg, Va.
	4	at St. John's *	7:30 p.m.	Jamaica, N.Y.
	8-11	BIG EAST Championship	TBA	Piscataway, N.J.

Home games in ALL CAPS

* indicates BIG EAST Conference games

All times local

Dates and times subject to change

Classic featuring Tennessee-Martin, Loyola (Md.) and Duquesne.

The non-conference away schedule sends the Hokies to Maryland, Liberty (six-straight NCAA appearances) and Old Dominion (NCAA "Sweet 16"). Tech will travel to Miami, Fla., to participate in the Florida International Thanksgiving Classic hosted by the Panthers who advanced to the NCAA second round. LSU (NCAA participant), a Tech opponent from last year, and Washington State round out the field.

"The non-conference schedule prepares us for the BIG EAST season and gives us some national exposure," said Henrickson. "These games will give our young players a chance to get some playing time against quality opponents that are similar to what they will face in the BIG EAST."

The BIG EAST Conference, home of the last three national champions, will once again present the Hokies with a challenging schedule. Defending national champion Connecticut, 2001 champ Notre Dame, along with nationally-ranked programs including Boston College and Villanova comprise just a small portion of the demanding 16-game conference slate. Tech will have home and away games against Rutgers, Villanova and West Virginia next season with additional conference home contests against Georgetown, Notre Dame, Pittsburgh, Providence and Syracuse. The Hokies' away conference schedule includes Boston College, Connecticut, Miami, St. John's and Seton Hall.

"The BIG EAST is a great league that continues to get better from top to bottom," Henrickson said. "Everyone in the league continues to improve and there is not a night when you can just show up and walk off with a victory. The balance and overall strength of the league continues to get better, which enhances the conference's reputation around the nation."

The coaching staff has only one change this year. Alayne Ingram comes to Tech from the University of Michigan to take



Senior Emily Lipton will be counted on to direct the offense this season.

over the administrative assistant position which became vacant when Kyra Elzy accepted an assistant coaching position at Western Kentucky. Angie Lee begins her second season with the program along with fellow assistants Karen Lange and Katie O'Connor.

"Our staff not only does a great job of bringing in quality student-athletes to our program, but also working with

them once they are here to become better players and students," said Henrickson. "The continuity and consistency we have had with the staff is important to our success. Our administration has done a great job in keeping the staff together."

Point Guard

Emily Lipton was thrust into the position during her freshman season three years

ago due to injuries and she shared point guard duties the last two seasons with Lisa Guarneri. This year, Lipton will enter preseason practice as the leader at the position. She started 31 games last year and handed out 105 assists while averaging just over 28 minutes a game. Lipton was credited with five or more assists in seven contests including a career-high eight against St. John's. She tossed in a

season-high ten points in the opener against Richmond and will be asked to increase her assist production in addition to directing the offense.

"Emily's junior year was her best year at Virginia Tech and she will have to be even better this year," said Henrickson. "I believe that she will continue to improve and help our young point guards with their development."

Depth at the position is a major concern due to a lack of

an experienced back-up. Fran Recchia saw her freshman season come to an abrupt end due to a stress fracture in her right foot after appearing in only three games. Recchia averaged 15.8 points and 4.8 steals in high school and once hit nine treys in a game. She scored eight points, including one three-pointer, in only ten minutes during her collegiate debut against Northwestern State (La.) in the LSU Crawfish Classic.

"Even though she didn't play much last year due to the injury, Fran learned a tremendous amount from the sideline," Henrickson said. "Physically, she is getting back to where she needs to be and with the knowledge she gained last year we expect her to contribute both at the point and the shooting guard positions."

Carrie Mason is expected to see time after a stellar high school career. Mason, a McDonald's All-American

nominee, averaged 25.8 points and 8.4 assists in leading Cranberry (Pa.) High School to the Elite Eight in the state playoffs. She led her conference in scoring and was named the league's MVP four times and holds the school career record for assists (757) and steals (425). Mason tallied 2,336 career points and shot 89 percent from the free throw line.

"We will bring Carrie along slowly and increase her playing time when she is ready," Henrickson said. "The transition from high school to college for point guards is the most difficult of all of the positions but I believe she will handle it and give us some depth at the point."

Shooting Guard

Chrystal Starling will again receive the bulk of playing time at the shooting guard position after starting 18 games last season following off-season shoulder surgery. Starling was third in scoring last year averaging 11.4 points and was second on the team with 22 three-point baskets. She scored in double figures 21 times and became the 14th member of Tech's 1,000-point club. Starling was third in the conference in free throw percentage last year after leading the league the previous season. She recorded the first double-double of her career in the season opener against Richmond with 22 points and 10 rebounds.

"Chrystal had a disappointing year in both her mind and in my mind," said Henrickson. "She needs to be consistent from game to game, but she is very capable of having a good senior season."

As with the point guard position, there is a lack of experienced depth at shooting guard. Amy Lingenfelder, a transfer from Georgia Tech, missed all of last season after tearing the ACL in her left knee during preseason practice. Two years ago, she played in all 31 games for the Yellow Jackets averaging 7.9 points as a freshman. Lingenfelder, a definite three-point threat, started 11 of the last 12 games

Continued on next page



The Hokies will look to Chrystal Starling to provide perimeter scoring.

for Georgia Tech in 2000 and scored 18 points against N.C. State in the ACC Tournament.

"Amy has seen some action over the summer and like Fran, learned a lot while sitting on the sideline," Henrickson said. "She will give us some depth and help our perimeter offense."

Freshmen Dawn Chriss and Maggie Griesser should also see action at shooting guard.

"Dawn is a great rebounder on both ends of the floor with the potential to be a great defender," said Henrickson. "She has the ability to help us at both ends of the floor in the transition game."

Griesser will bring size to the position and is a good shooter off the pass. She averaged 11.3 points and 4.2 rebounds during her high school senior season and was twice selected as an AAU All-American. Griesser led her team to a 26-2 record and the Catholic League championship as well as a No. 8 national ranking by *USA Today*.

"Maggie has a tremendous basketball I.Q., and is great in the weight room," said Henrickson. "She gives us another quality three-point shooter."

Small Forward

The Hokies will have to replace Sarah Hicks, a third-team All-BIG EAST selection, who is not only Tech's career three-point field goals made leader but also was second on the team last year in rebounding. While Starling may also see some playing time at small forward, the Hokies will look to freshman Kerri Gardin for depth at the position.

Gardin can score in a variety of ways and has exceptional speed and quickness. She was named the Associated Press North Carolina Girls Player of the Year after leading her team to the state championship. Gardin averaged 18.4 points and 13.1 rebounds and was selected as the MVP of the state title game following a 25-point, 19-rebound performance.

"Kerri is a great rebounder who is explosive at both ends of the floor," Henrickson said. "She will play bigger than she

looks due to her reach and she has the potential to help us with perimeter depth."

Power Forward

All-America candidate Ieva Kublina returns after an outstanding sophomore season. Kublina was named the BIG EAST Most Improved

Player last year and was selected to the All-BIG EAST second team. Kublina led Tech and the BIG EAST in scoring, averaging 15.6 points with 7.8 rebounds and 2.7 blocks. She scored in double figures 25 times and had nine double-doubles last season. Kublina blocked three or more shots 16

times and already ranks third in career blocks at Tech with 121 in only two seasons. She was voted to the WNIT All-Tournament team and tallied a career-high 32 points in the WNIT semifinal against Houston.

"Ieva can do many things offensively and is a candidate



Ieva Kublina, the BIG EAST Most Improved Player, is both an inside and outside scoring threat.

for conference player of the year and All-America honors this season," said Henrickson. "Defensively, she has improved greatly and has great timing in blocking shots without fouling. She is tremendously talented and is only going to get better."

Erin Gibson had a solid freshman season, seeing significant playing time for the Hokies. Gibson played in all 32 games and had five or more rebounds in 15 contests. She tallied double-figure scoring six times and had career highs of 18 points and 14 rebounds at Georgetown. Gibson led the team in field goal percentage, connecting on 50 percent of her attempts.

"Erin gives us a great inside combination with Ieva," Henrickson said. "She is a fantastic rebounder and I cannot give her enough credit for what she has done to get in shape physically for the upcoming season."

Junior college transfer Brandy Fowler is an outstanding offensive rebounder who will provide depth on the inside. Fowler averaged 15 points and 10 boards for Louisburg (N.C.) College in leading the team to a 29-5 record and a berth in the national tournament. She was named to the NJCAA All-America first team and was a Kodak Jr. College All-American.

"Brandy is a low post threat who will help us on the offensive glass," said Henrickson. "She is very strong and will help Ieva on the inside."

Center

In addition to the power forwards who may also see time in the post, junior Davina Simmons and freshman Megan Finnerty will help add depth in the paint. Simmons appeared in 17 games last season after missing most of her freshman year due to a knee injury. She has the ability to penetrate off the dribble and can be effective on the boards when healthy. Simmons came off the bench to score seven points against UNC Greensboro in the WNIT first round.

"Davina made the transition to playing more inside in the middle of last year," said Henrickson. "She rebounds the

ball very well and is strong, unselfish, and just wants to play and help the team."

Finnerty was a 2001 AAU All-American and averaged 12 points and eight rebounds during her senior season in high school. She led her team to a 27-4 season and to the final eight of the Georgia Class 4A state playoffs.

"Megan has been a pleasant surprise this summer in demonstrating her speed getting up and down the floor," said Henrickson. "She will give us some skill from the high post where she can knock down a


shot, and her personality is that of a leader which helps with the other freshmen."

Summary

The loss of four seniors will leave the Hokies with several questions as they enter the 2002-03 campaign. How well the returning four experienced players jell with one of the best recruiting classes in the program's history will determine the success of this year's squad. A foundation built on five consecutive postseason appearances along with five straight 20-plus win seasons

provides this year's group with the winning tradition necessary to continue the program's success.

"We have some questions that need to be answered, but I'm excited about the season with so many new faces," said Henrickson. "I think our quality of depth is as good as it ever has been and we will be able to compete and challenge each other in practice which will help us get better. I believe all of the components will come together as the season progresses and we will have another good year."



Sophomore Erin Gibson had a solid freshman season and provides the Hokies with depth on the inside.

2002-2003 ROSTER

Alphabetical Listing

No.	Name	Pos.	Hgt.	Yr.	Hometown (High School or College)
23	Dawn Chriss	G	6-1	Fr.	Hilcrest Heights, Md. (St. John's College HS)
45	Megan Finnerty	C	6-3	Fr.	Atlanta, Ga. (Pius X)
21	Brandy Fowler	F/C	6-1	Jr.	Cary, N.C. (Louisburg College)
32	Kerri Gardin	F	6-1	Fr.	Morganton, N.C. (Freedom)
54	Erin Gibson	F/C	6-2	So.	Galax, Va. (Carroll County)
13	Maggie Griesser	G	6-0	Fr.	Springfield, Pa. (Cardinal O'Hara)
14	Ieva Kublina	F/C	6-4	Jr.	Riga, Latvia (Trinity Episcopal)
34	Amy Lingenfelder	G	5-8	Jr.	Fairfax, Va. (Georgia Tech)
20	Emily Lipton	G	5-7	Sr.	Crofton, Md. (St. Mary's)
24	Carrie Mason	G	5-7	Fr.	Seneca, Pa. (Cranberry)
10	Fran Recchia	G	5-7	r-Fr.	Flower Mound, Texas (Marcus)
42	Davina Simmons	C	6-0	Jr.	Winston-Salem, N.C. (N. Forsyth)
22	Chrystal Starling	G/F	5-11	Sr.	Syracuse, N.Y. (Nottingham)

Numerical Listing

No.	Name	Pos.	Hgt.	Yr.	Hometown (High School or College)
10	Fran Recchia	G	5-7	r-Fr.	Flower Mound, Texas (Marcus)
13	Maggie Griesser	G	6-0	Fr.	Springfield, Pa. (Cardinal O'Hara)
14	Ieva Kublina	F/C	6-4	Jr.	Riga, Latvia (Trinity Episcopal)
20	Emily Lipton	G	5-7	Sr.	Crofton, Md. (St. Mary's)
21	Brandy Fowler	F/C	6-1	Jr.	Cary, N.C. (Louisburg College)
22	Chrystal Starling	G/F	5-11	Sr.	Syracuse, N.Y. (Nottingham)
23	Dawn Chriss	G	6-1	Fr.	Hilcrest Heights, Md. (St. John's College HS)
24	Carrie Mason	G	5-7	Fr.	Seneca, Pa. (Cranberry)
32	Kerri Gardin	F	6-1	Fr.	Morganton, N.C. (Freedom)
34	Amy Lingenfelder	G	5-8	Jr.	Fairfax, Va. (Georgia Tech)
42	Davina Simmons	C	6-0	Jr.	Winston-Salem, N.C. (N. Forsyth)
45	Megan Finnerty	C	6-3	Fr.	Atlanta, Ga. (Pius X)
54	Erin Gibson	F/C	6-2	So.	Galax, Va. (Carroll County)

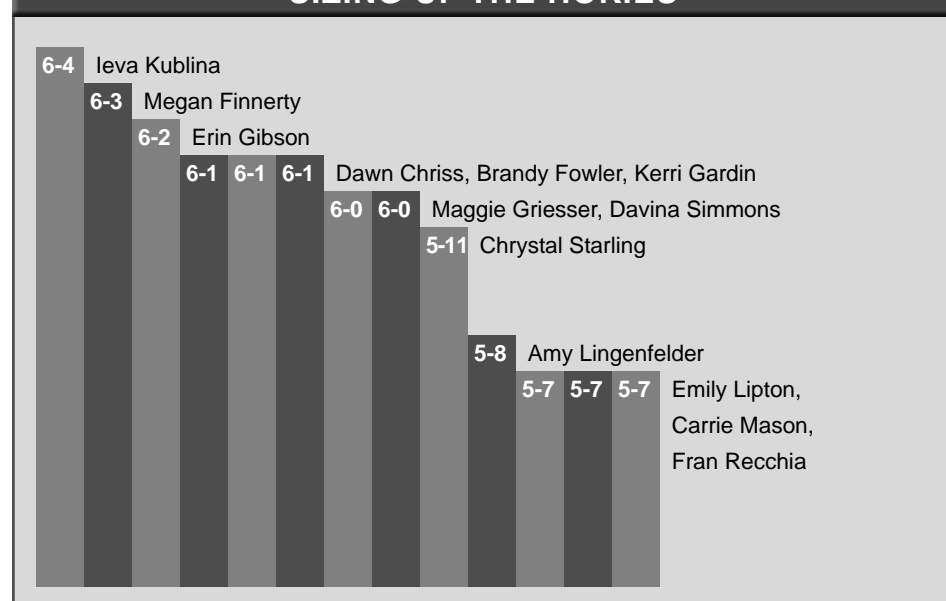
Head Coach: Bonnie Henrickson

Assistants: Angie Lee, Karen Lange, Katie O'Connor

Administrative Assistant: Alayne Ingram

Athletic Trainer: Ron Esteban

SIZING UP THE HOKIES



Roster Breakdown

Starters Returning	Ppg	Rpg
Ieva Kublina	15.6	7.8
Emily Lipton	2.8	2.1

Letterwinners Returning	Ppg	Rpg
Erin Gibson	6.3	4.6
Davina Simmons	2.3	0.9
Chrystal Starling	11.4	3.0

Others Returning

Amy Lingenfelder
(injured, did not play)
Fran Recchia
(medical hardship)

Newcomers	Ht.	Cl.	Pos.
Dawn Chriss	6-1	Fr.	G
Megan Finnerty	6-3	Fr.	C
Brandy Fowler	6-1	Jr.	F/C
Kerri Gardin	6-1	Fr.	F
Maggie Griesser	6-0	Fr.	G
Carrie Mason	5-7	Fr.	G

Breakdown by Class

Seniors (2)

Emily Lipton,
Chrystal Starling

Juniors (4)

Brandy Fowler,
Ieva Kublina,
Amy Lingenfelder,
Davina Simmons

Sophomores (1)

Erin Gibson

Freshmen (6)

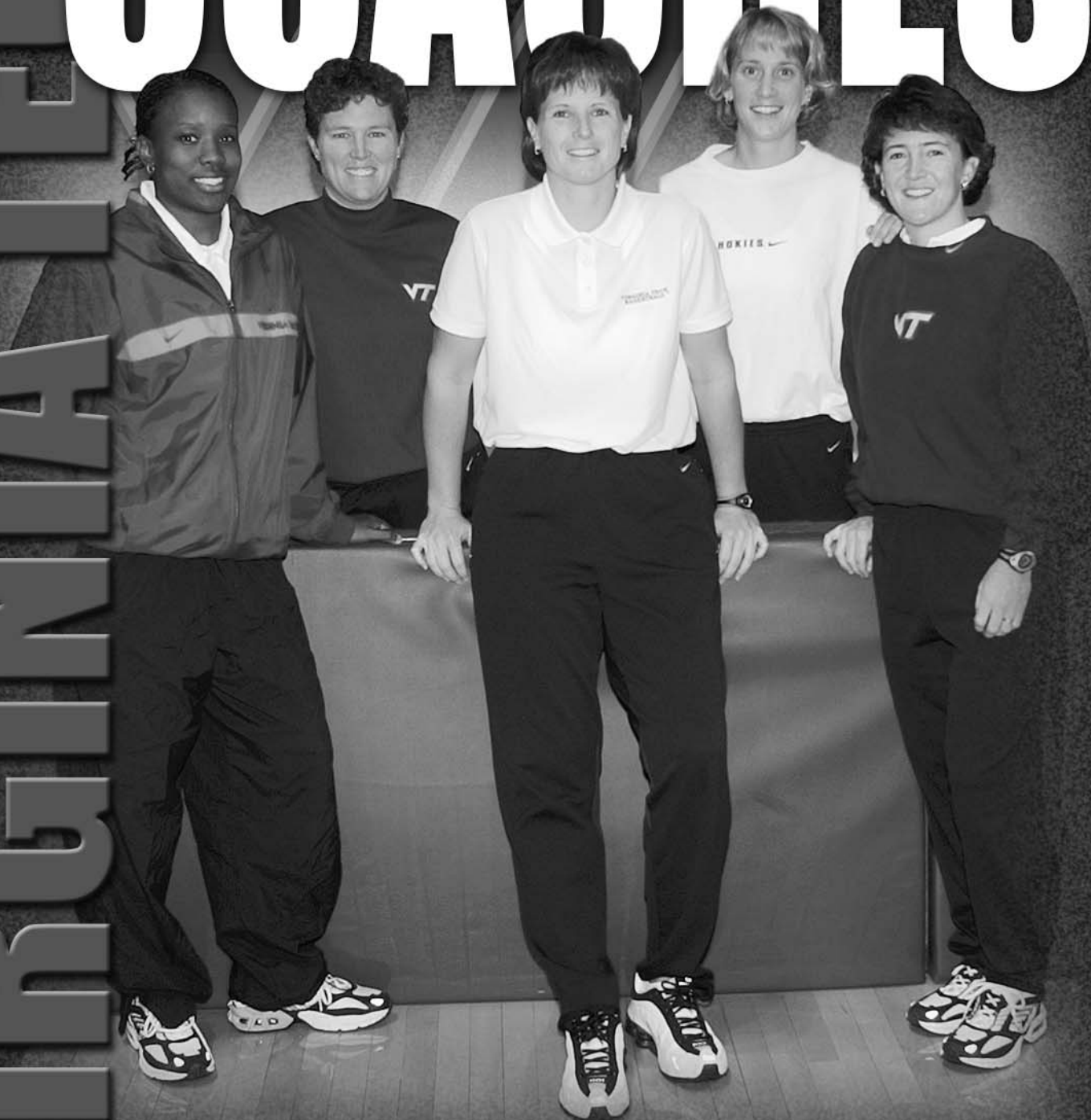
Dawn Chriss,
Megan Finnerty,
Kerri Gardin,
Maggie Griesser,
Carrie Mason,
Fran Recchia

Pronunciation Guide

Chrystal	CHRIS-stal
Davina	DAH-vee-nah
Ieva	E-ev-ah
Kublina	KOO-blee-nah
Megan	May-gan
Gardin	Garden
Griesser	Gri-sir
Recchia	Rake-ee-ah

HOKIES

COACHES



Virginia Tech women's basketball players benefit from the care and concern shown by their coaches in all aspects of their lives

VIRGINIA TECH



BONNIE HENRICKSON

Head Coach

One of the nation's top college coaches, Henrickson has guided her team to at least 20 wins and postseason play in each of her five years as a head coach

Bonnie Henrickson is no stranger to success, and she continues to establish herself as one of the nation's brightest young coaches.

In her sixth year as the head mentor at Virginia Tech, Henrickson has led the Hokies to a 113-43 record, three trips to the NCAA Tournament and two WNIT appearances. Henrickson's 2001-02 team became the eighth 20-plus win team in Hokie history and her fifth straight as the Virginia Tech head coach.

Henrickson may have given her best performance as a head coach during the 2000-01 season, leading the Hokies to a 22-9 overall record. The Hokies posted an 11-5 record and a fourth-place finish in Tech's inaugural season in the BIG EAST Conference.

In July 2000, she was the head coach of the women's USA Basketball R. William Jones Cup team that traveled to Taiwan for the Jones Cup competition. This appointment marked her second stint working with a USA Basketball team, but first as the head coach.

In 1999, after losing one of the best senior classes to

graduation and battling injuries all year long, Henrickson did an outstanding job keeping the squad together and focused on its goals. Her squad advanced to the second round of the WNIT with a 20-11 record overall, marking the third-straight winning season in as many years, third trip to postseason play and third 20-win season for Tech.

Her 1998-99 Hokies posted a school-best 28-3 record, including a trip to the NCAA Sweet 16. For her efforts, Henrickson was singled out as Atlantic 10 Coach of the Year after the Hokies finished 15-1 in conference play. She also was a finalist for national coach of the year honors. She was selected to be an assistant coach on Team USA that won the silver medal in Spain in the summer of 1999, competing in the World University games.

Entering the Tech position in 1997-98 with 10 years of collegiate coaching experience, Henrickson led the

Hokies to a 22-10 mark, the second round of the NAAs and the biggest turnaround in school history.

Her first season in Blacksburg also brought the school's first Atlantic 10 Championship, its 300th win and two All-Americans.

Under Coach Bonnie Henrickson, Tech has averaged 23 wins per season.

Henrickson's success didn't just begin with the 1997-98 season. Her previous four years as an assistant coach produced four trips to the NCAA Tournament and four conference titles — two each with Tech and the University of Iowa.



Henrickson's stint at Iowa also produced a Sweet 16 appearance by the Hawkeyes in 1996 and two Big 10 Conference Championships. In her two years, Iowa was a combined 45-14, 27-4 in 1996 and 18-10 in 1997. Her final contribution to Iowa before leaving for Tech was the signing of a recruiting class that ranked 18th in the nation.

Prior to taking the Iowa position, Henrickson helped the Hokies enjoy their greatest success to that point in her seven years as Carol Alfano's top assistant. Tech registered three consecutive 20-win seasons from 1993-95 and earned the school's first NCAA appearances in 1994 and 1995 while Henrickson served as associate head coach.

While she served as Tech's recruiting coordinator during her stay in Blacksburg, Henrickson was credited with signing some of the Hokies' biggest stars.

Included in her list of impressive signees are former Hokies Christi Osborne and Jenny Root. Osborne was a three-time GTE Academic All-American while Root finished her career as the Hokies' all-time leading rebounder and earned Kodak Honorable Mention All-America honors. Root also was tabbed 1995 Metro Conference Player of the Year.

Henrickson recruited All-American Lisa Witherspoon as well as such career statistical leaders as Michelle Houseright and Katie O'Connor. She was also the first Tech coach to evaluate former Tech standout Tere Williams.

Henrickson, a Willmar, Minn., native, graduated from St. Cloud State University in 1986. As a player, she helped SCSU win three Northern Sun Conference championships and advance to three NCAA Division II quarterfinals.

In her four years as a player, Henrickson helped

SCSU compile a 97-25 overall record including a 31-4 mark in her sophomore season. She still ranks among the school leaders in points (4th - 1,731), rebounds (3rd - 995), free throws (1st - 507) and free throw percentage (4th - .790). She also was named to the all-conference

team three times. Henrickson served as team captain as a junior and senior.

She later earned her master's in physical education from Western Illinois University in 1988 while serving as a graduate assistant coach with the women's basketball team.



Education

St. Cloud State (St. Cloud, Minn.) **1981-86**
B.S. Physical Education

Playing Career

St. Cloud State **1981-85**
All-conference selection three times
St. Cloud State Hall of Fame (inducted 1996)

Coaching Career

St. Cloud State **Student Assistant** **1985-86**
Western Illinois **Graduate Assistant** **1986-88**
M.S. Physical Education

Virginia Tech **Assistant Coach** **1988-93**
Associate Head Coach **1993-95**
Metro Conference tournament title 1993-94
NCAA first round 1993-94
Metro Conference regular season title 1994-95
NCAA second round 1994-95

Iowa **Assistant Coach** **1995-97**
Big 10 Conference regular season title 1995-96
NCAA Sweet 16 1995-96
Big 10 Conference tournament title 1996-97
NCAA second round 1996-97

Virginia Tech **Head Coach** **1997-**
Atlantic 10 Tournament title 1997-98
NCAA second round 1997-98
Atlantic 10 regular-season title 1998-99
Atlantic 10 Coach of the Year 1998-99
NCAA "Sweet 16" 1998-99
WNIT "Sweet 16" 1999-00
NCAA second round 2000-01
WNIT semifinal 2001-02

A TALK WITH BONNIE



What are the strengths of this year's squad?

We have improved our athleticism, team speed, size on the perimeter and depth which are all things that we need to compete not only in the BIG EAST Conference but nationally as well. I believe we have addressed several needs with our last couple of recruiting classes. Now we just need time for everything to come together. Defensively, we will have to create offensive opportunities and have our defense generate offensive transition baskets, which is something we have not done as much lately as we did in our first two years.

This year's recruiting class is one of the most highly touted in the program's history. How much playing time will this group see and what are your early impressions of them?

This recruiting class will play a lot out of both ability and necessity since some of them have as much experience as a few of the returnees because of

injury. How much they play will be determined by how they handle the transition to college both on and off the court. There is so much new for them to handle other than just the increased level of competition — such as the stress of being away from home, the academics, and everything being new each day. Our upper classmen and coaching staff have to be sure we commit the proper amount of time with them each day to help with their transition. The type of season we have will be determined by how quickly the newcomers are ready to play. They need to progress rather quickly, and the fact that they were here this summer is a huge advantage for us.

Ieva Kublina had a tremendous second half of the season and is an All-America candidate. To what do you attribute her rapid improvement and how will she handle the pressure of being the offensive leader of the team?

I think she felt the pressure last year when we lost Tere

Williams and Amy Wetzel and we talked about her being prepared to be our best player with the added pressure that comes with that role. She struggled in the first few games last year offensively, but by Christmas she handled the role and became our offensive and defensive leader. Basketball is a year-round commitment for Ieva in that she goes home to Latvia each summer and plays in a couple of major tournaments, with her teams practicing three times a day. She basically plays all year for both us and for her national teams. She is tremendously coachable and has a great amount of pride, which sometimes has led to her being too hard on herself. The results she had in the second half of last season is a direct result of her improved self-confidence.

Chrystal Starling and Emily Lipton are the lone seniors and both had up-and-down seasons last year. How important are they to the success of the team?

We need Chrystal to be consistent on both ends of the

floor and for Emily to continue to improve. Both of them need to have their best years this season, and Emily has the added responsibility of helping bring our young point guards along. As with any team, senior leadership is important, and especially for a young team such as this one.

Last year's team struggled at the end of the year after a great start but finished strong in the WNIT. How much of an effect will the late season success have on this year's returning players?

I think there will be some carry-over from last season. We had some problems late in the season on the road, but I thought we played with tremendous pride. And it was fantastic to play in front of such enthusiastic crowds in the WNIT. We ended the season on a high note but with the understanding that our goal is to make the NCAA Tournament. It was also good to get the returning players more game experience by playing in the WNIT.

As you prepare to enter the season, how has the illness of Rayna DuBose and her continued recovery affected the team?

A situation like what happened to Rayna makes everyone take a step back and appreciate even more of what you have, what your able to do and make the most out of every day. Our players look at their own situation and feel fortunate to be able to play and compete every day. She is a source of inspiration to all of us with how hard she continues to fight and work to get better. The situation has changed all of us, but we can still turn this into a positive. Although we are sad she will not be on the floor with us, we know we will get her back here in time. We all grow stronger through adversity, and the players have relied on each other to provide some stability through all that has happened. I'm sure some of their relationships with each other have changed and all our relationships with Rayna have changed. You can never underestimate the sense of family we have within the team and how much we lean on each other through both the good and bad times. Each one of us has our own story to tell on how we have changed in the past year.

Describe the tremendous amount of support Rayna received from around the country.

We received an amazing amount of cards, letters, phone calls and emails in our office as did Rayna's family. During the July recruiting period, not a day passed that several people would come up to me and ask how she was doing and offer their support. Everyone wanted to know if her rehab was going okay and if she was home, so people do care. Even though this is an extremely competitive business, this was personal for coaches all over the country. We all just want what is best for Rayna and her family. I felt this across the country in many different

forms of communication. Those actions have meant a tremendous amount to both Rayna and her family.

What does this year's team have to do to post a sixth consecutive 20-win season and another trip to the postseason?

The foundation for this year's success started the day after our season ended last year. I have been happy with our spring and summer workout programs, and our fall conditioning is always an important time for the team. As a staff, we have to prepare and instruct the freshmen as best we can to enhance their improvement while still working with the upper classmen. We will have to come together as a team during the non-conference schedule to prepare for the league schedule. It all starts with practice each day where we are not in the situation where we can walk away from too many practices and say that we have not improved from the previous day.

Once again you face a tough schedule in addition to playing in a conference that has produced the last three national champions. How do you think this relatively young team will react to such a challenging schedule?

I believe this team is loaded with competitors who have known nothing but success. I like our combination of talent and competitiveness and think we will meet the challenge that the schedule presents us. While the schedule may be challenging for a young team, it also provides us with the opportunity to be successful on the national level which is our goal every season.

Given your success as a head coach, you have been mentioned every off-season for various head coaching vacancies. What is it about Virginia Tech that keeps you in Blacksburg?

I came here as an assistant in 1988, and I always go back to when I first walked around the campus. There are so many things here that you don't have at other institutions. The academic reputation, the facilities, the commitment from the administration and the fan support are things that few other programs can offer. The people in the community and the fans who come to our

games really gives me a sense of family. This is a great place to live and a great place for students to go to college. Also, our conference affiliation gives us the opportunity to compete at the very highest level. This is a special place that you can't understand until you actually visit the campus and the town — which is why we try to get as many recruits to campus as possible.

BONNIE'S PHILOSOPHY

"When I was hired in the spring of 1997, I communicated very clearly to our team that we would compete in the classroom just as we do on the basketball court. In our first team meeting in the fall we established goals for the year. The first goal was to achieve the highest GPA of any team in our program's history. Upon researching the numbers, we achieved the goal after our first academic semester. The quality of education at Virginia Tech is and has been nationally recognized for years. Our student athletes have the opportunity to use the resources on campus and we believe our best resources are our faculty. Over 90% of our classes are taught by full-time faculty who are attracted to Virginia Tech because of its commitment to research. Last spring over 60% of our team was recognized by the Athletic Department at a spring luncheon after having achieved a GPA of 3.0 or better. They were then named to the Athletic Director's Honor Roll.

"As we recruit student athletes, not only is the quality of play a priority but the quality of the person. We have first-class citizens who are tremendous role models to the young children in this community. The qualities we look for are honesty, integrity and self-discipline. We select people who are overachievers and who won't settle for less from themselves or those around them. Our student athletes are outstanding representatives of Virginia Tech.

"On the court, we look for young women who possess qualities that are the backbone of every great team. Communication, trust, collective responsibility, caring and pride. We want players who are unselfish; who expect to work hard; who play with a huge heart and who are willing to pay the price for our team to be successful. These young women realize they are part of something bigger than themselves.

"Our family here in Blacksburg is a unique makeup of people from very diverse backgrounds. The common thread that runs through every family member is loyalty to each other. The people in our program are caring, giving, respectful and committed to each other not just as teammates and coaches but as sisters, brothers, dads and moms. The life skills we learn everyday on the basketball court, in lockerrooms, airports and hotels will forever be a part of how we react to employers, employees, husbands and children. We are learning and creating habits that last a lifetime.

"There isn't a day that goes by that I don't get an email, note, phone call or stopped for a conversation by an individual about the impact one of my players has had on them or someone in their life. I am proud to have my players as daughters for the rest of my life."



ANGIE LEE

Assistant Coach

Personal

Birthplace: Paxton, Ill.
Hometown: Paxton, Ill.

Education

High School: Paxton
College: University of Iowa, 1980-84
Graduate: University of Iowa, 1985-87

Coaching Experience

Asst. Coach: W. Illinois U., 1987-89
Asst. Coach: University of Iowa, 1989-95
Head Coach: University of Iowa, 1995-2000
Asst. Coach: Virginia Tech, 2001-present

Postseason Honors

Iowa - 1996, '98 Big Ten Champions
Iowa - 1997 Big Ten Tourn. Champions
Iowa - Three NCAA Appearances
Iowa - 1996 NCAA "Sweet 16"
Iowa - 1996 Associated Press
Division I Coach of the Year
Iowa - 1996 College Sports Magazine
Division I Coach of the Year
Iowa - 1996 Converse/WBCA
District IV Coach of the year
Virginia Tech - 2002 WNIT semifinals

Angie Lee joined the Virginia Tech staff in May of 2001 and brought with her an impressive resume.

Lee was a member of the University of Iowa women's basketball staff for 11 years as both an assistant and head coach. After serving as assistant coach from 1989-1995, Lee was named as the head coach and quickly made her presence felt throughout the Big Ten Conference.

In the first three seasons under Lee, the Hawkeyes captured the Big Ten regular

season championship in '96 and '98 and won the Big Ten tournament in 1997. Lee was named the 1996 Associated Press Division I Coach of the Year after guiding Iowa to a 27-4 season and an appearance in the NCAA "Sweet 16."

Lee served as an assistant coach for the 1998 USA Basketball Jones Cup team which posted a 5-0 record in Taipei, Taiwan. In her career, Lee has coached four WNBA and ABL players.

Prior to her years at Iowa, Lee was an assistant coach at

Western Illinois University. At WIU, Lee met Tech head coach Bonnie Henrickson who was a graduate assistant. Henrickson served for two years on Lee's staff at Iowa before becoming head coach at Virginia Tech.

At Tech, Lee oversees the Hokies' recruiting efforts. She served in similar positions as an assistant coach at both Western Illinois and Iowa.

Lee also is responsible for coaching Tech's talented post players.

A 1984 graduate of the University of Iowa, Lee has a bachelor's degree in physical education and received a master's degree in athletic administration and philosophy of sport from Iowa in 1987.



A few moments with Angie Lee:

Describe your primary responsibilities as recruiting coordinator?

I am responsible for the coordination and implementation of an organized and efficient system for recruiting future high school and junior college student-athletes to Virginia Tech. My primary areas of emphasis include coaches travel, planning of official and unofficial campus visits, assigning calling and writing rotations of recruits.

What makes Virginia Tech attractive to a recruit?

Number one Virginia Tech is a highly respected academic institution with a variety of majors offered. Number two is Bonnie Henrickson who not only has established a winning tradition here at Virginia Tech, but is a coach who genuinely cares about her players far beyond the court itself. Number three is the beautiful campus and state of the art facilities that are set in a town that supports and loves their HOKIES!

What are some of the non-athletically related attributes you look for in a recruit?

Self respect and respect of others! Academically motivated. Honesty. Integrity.



KAREN LANGE

Assistant Coach

Personal

Birthplace: Winston-Salem, N.C.
Hometown: Raleigh, N.C.

Education

High School: Needham B. Broughton (N.C.)
College: University of Iowa, 1996

Playing Experience

University of Iowa, 1992-96

Coaching Experience

Virginia Tech, 1997-Present

Postseason Honors

Iowa - 1993 NCAA Final Four
Iowa - 1994 NCAA second round
Iowa - 1996 NCAA Sweet 16
Iowa - 1993 & 1996 Big Ten Champ.
Iowa - 1993 NCAA Top Def. Team
Virginia Tech - 1998 NCAA second round
Virginia Tech - 1999 NCAA "Sweet 16"
Virginia Tech - 2000 WNIT "Sweet 16"
Virginia Tech - 2001 NCAA second round
Virginia Tech - 2002 WNIT semifinals

Since joining the Tech staff, Karen Lange has been a part of five of the Hokies' most memorable seasons — including the 2000-01 year which included the Hokies' entrance into the BIG EAST Conference.

Lange, formerly Clayton, underwent a name change in June 2000 when she was married to Cory Lange.

Lange, now in her fifth season on the Hokies' bench, came to Tech after a standout career at the University of Iowa. In her time as the Hawkeyes' point guard, Lange received All-Big Ten Conference and academic

all-conference nods, in addition to leading Iowa to an appearance in the NCAA Final Four in 1993.

As a player at Iowa, when Bonnie Henrickson was an assistant coach there, Lange led the 1995-96 Hawkeyes to the NCAA "Sweet 16". She dished out a team-leading 136 assists, while committing only 60 turnovers in 31 games.

Lange helped lead the Hawkeyes to the 1993 and 1996 Big Ten Championships in addition to Iowa's impressive NCAA runs. Lange and the Hawkeyes were honored as the NCAA's top defensive unit in 1993.

As well as being an outstanding player and coach, Lange is an NATA certified trainer. While at Iowa, she pulled double-duty by serving as trainer for the Hawkeyes' nationally-ranked field hockey team.

A native of Raleigh, N.C., Lange received her bachelor's degree in exercise science from Iowa in 1996. She assists in the monitoring of academics, recruiting, scouting and the

instruction of Tech's guards. Under the tutelage of Lange and the rest of the coaching staff, the Hokies claimed the Atlantic 10 Conference Defensive Player of the Year in 1999 and 2000.



A few moments with Karen Lange:

What was the biggest challenge you faced in your new position last year?

I think the biggest challenge was learning and understanding that to those who are given more, more is expected. It was a challenge for me to learn and understand how to be a good recruiter for our program. Along with the new position came the pressure of knowing that to reach our goals as a basketball program we would need to recruit high caliber athletes to Virginia Tech every year and that responsibility is a large part of my position now.

How has your playing experience assisted you as a coach?

I was very fortunate to have a great college experience and to learn from three of the best—Vivian Stringer, Angie Lee, and Bonnie. I learned as much about life's experiences as I did basketball and have taken a little something from each of them to mold myself into the coach I am today. I try to be as much a mentor of life now to our players as I do just a basketball coach. My experiences as a player both good and bad allow me to relate to what our players are going through on a daily basis. The level of play that I was fortunate enough to compete at has allowed me to fully understand what it takes to be successful at the Big East level and beyond.



KATIE O'CONNOR

Assistant Coach

Katie O'Connor is in her second season as assistant coach for the Hokies after serving for two years as administrative assistant.

As the program's administrative assistant, O'Connor helped the Hokies to two NCAA Tournament berths. She previously served as a student assistant for one year following her playing career at Virginia Tech.

As administrative assistant, O'Connor was responsible for

the daily operation of the basketball office as well as the coordination of Tech's booster club, the Hokie Hardwood Club.

O'Connor, a native of Chapel Hill, N.C., was a four-year starter for the Hokies from 1995-99. She helped lead Tech to an Atlantic 10 Conference tournament title in 1998, an A-10 regular-season title in 1999 and to two NCAA Tournament appearances.

In her senior season, the program enjoyed its most successful year, posting a 28-3 record, a "Sweet 16" appearance and the program's highest ranking of No. 9. As a senior, she was also named the Atlantic 10 Conference's most improved player.

In her position, O'Connor has on-court coaching responsibilities working with the Tech guards and also serves as director of women's basketball summer camps.

Personal

Birthplace: Boulder, Colo.
Hometown: Chapel Hill, N.C.

Education

High School: Durham Academy
College: Virginia Tech, 2000

Playing Experience

Virginia Tech, 1995-99

Coaching Experience

Adm. Asst.: Virginia Tech, 1999-2001
Asst. Coach: Virginia Tech, 2001-present

Postseason Honors

Virginia Tech - 2000 WNIT "Sweet 16"
Virginia Tech - 2001 NCAA second round
Virginia Tech - 2002 WNIT semifinals

O'Connor graduated from Tech in May 2000 with a bachelor's degree in interdisciplinary studies.



A few moments with Katie O'Connor:

How are summer camps beneficial to the women's basketball program?

We run six different camps throughout June and July and in those camps we have a great opportunity to teach the fundamentals and technique that have made our program successful to aspiring young players. Many of these campers will come to see us play at some point during our season and they are able to get to know the players as many of them work as counselors at camp. We are also able to observe some of the talented high school teams from the area at either of our two team camps.

What was the most difficult aspect of your new position as assistant coach?

I felt as if my transition from administrative assistant to assistant coach went well. As a staff, we do a lot of game preparation in terms of scouting the opponent. One thing that I had to get used to was the amount time and detail involved in that process. Our thoroughness, however, helps us to be successful.



ALAYNE INGRAM

Administrative Assistant

In her first year as the program's administrative assistant, Alayne Ingram comes to Virginia Tech from the

University of Michigan. As administrative assistant, Ingram is responsible for team travel arrangements, schedul-

ing community service events and working with the women's basketball summer camps.

As a member of the Michigan women's basketball team, she became the program's career three-point field goals made leader with 182 and also holds the school record for most treys made in a

season (54). An All-Big Ten second-team selection her senior season, Ingram is sixth on the Michigan career scoring list (1,461), third in career free throw percentage (.828) and fourth in career assists (377).

Ingram received a degree from Michigan in May, 2002 in communications.

A few moments with Alayne Ingram:

What has the transition been like from a player to the position of administrative assistant?

This transition has been one of the most challenging that I've faced in my life. Unlike the transition from high school to college basketball, this presents a change in everything. A change in the way I think about things, react to things, and do things. With this transition also brings more responsibility. It also gives me the opportunity to learn from people who are well respected and have been in the business a long time.

How has your experience as a player prepared you for this position?

I think that coming from a successful program I know what it takes to be successful. I know the amount of hard work that goes into being a good team. Also having the amount of playing experience that I have will help me be able to communicate to other guards the mentality they need to have. I also feel that the fact that I am only just removed from college will help me to speak to the players and relate to them on their level.

What attracted you to Virginia Tech?

It is a great place for college sports. The people are very accepting. Most of all, the program is rooted in hard work. I wanted to be in a place where people worked hard and had a passion for the game; I was fortunate enough to have been given the opportunity to be a part of that at Virginia Tech.



WOMEN'S BASKETBALL SUPPORT STAFF



Ron Esteban
Athletic Trainer



Torye Hurst
Sports Information



Dianne Santolla
Secretary



Stephanie Richarde
Student Manager



LaShawn Weston
Student Manager

HOKIES



"We really have enjoyed Virginia Tech and its women's basketball program. The atmosphere at Cassell and enthusiasm of the Tech fans is what makes college basketball great. The people of Blacksburg have been wonderful, as they welcomed Emily into their hearts as one of their own. The time here has passed quickly, but the love, support and hospitality of the VT family will be remembered forever!

— Chet and Pam Lipton



Meet the

HOKIES



"I love what Bonnie and her staff have done to better the Virginia Tech women's basketball program. Hopefully, everything will come together for Chrystal as well as her teammates. I look forward to travelling to most of the games this season. More importantly, I hope to make a trip to the NCAA Tournament."

— David Starling



VIRGINIA TECH



EMILY LIPTON #20

Guard • 5-7 • Sr. • Crofton, Md. • St. Mary's H.S.

Split point-guard duties with Lisa Guarneri for most of the last two seasons ... Third on the team in assists ... A playmaker who will provide experience at the point guard position ... Has

good quickness on the defensive end of the floor ... Has a strong basketball background.

2001-02: Played in all 32 games, with 31 starts ...

Emily's Career Highs

Points 11 vs. Liberty, 11/17/00
 FG Attempted 6 vs. Appalachian State, 11/30/99
 FG Made 2 (five times)
 3PT FG Attempted 3 vs. Seton Hall, 2/17/02
 and vs. Boston College, 1/9/02
 3PT FG Made 2 at Pittsburgh, 12/5/01
 FT Attempted 11 vs. Richmond, 11/16/01
 FT Made 8 vs. Richmond, 11/16/01
 Rebounds 5 at Virginia, 11/29/01 and vs. Duquesne, 12/5/99
 Assists 8 vs. St. John's, 1/19/02 and vs. Duquesne, 12/5/99
 Blocks 1 (seven times)
 Steals 4 vs. Appalachian State, 11/30/99



Handed out five or more assists seven times ... Scored season-high 10 points with seven assists in season-opener against Richmond (11/15) ... Had five points and five assists versus No. 16 Old Dominion (11/19) ... Credited with five assists and four rebounds at Virginia (11/29) ... Scored six points at Pittsburgh (12/5) ... Had four points and seven assists at Liberty (12/8) ... Scored seven points in win over Clemson (1/3) ... Tied career-high with eight assists against St. John's (1/19) ... Had six assists at Notre Dame (1/26) ... Handed out six assists versus Seton Hall (2/17) ... Dished out four assists and was credited with two steals against Rutgers (2/26) ... Scored six points in WNIT second round versus George Washington (3/16).

2000-01: Played in 30 games with 15 starts ... Made

27-of-33 free throw attempts (.818) ... Made 19 of her first 21 free throws to start the season ... Scored a career-high 11 points in season-opener against Liberty (11/17) ... Set career highs for free throws made and attempts with 7-of-8 effort vs. Liberty ... Had two assists and two steals against Liberty ... Recorded four points with two rebounds and two assists vs. James Madison (11/21) ... Handed out four assists with one steal and two rebounds against Michigan State (11/25) ... Scored eight points with three assists vs. Radford ... Was 6-6 from the line against Radford ... Handed out five assists and had two steals at Clemson (12/18) ... Credited with three assists and four rebounds against UNC Asheville (12/28) ... Dished out four assists and was credited with one steal at

Lipton's Statistics

Year	G	GS	MP	FGM-Att	Pct.	3PTM-Att	Pct.	FTM-Att	Pct.	Reb.	Avg.	A	TO	Blk	ST	TP	Avg.
99-00	23	14	404	16-44	.333	3-11	.273	12-14	.857	18	0.8	51	58	0	21	47	2.0
00-01	30	15	455	10-37	.270	3-11	.273	27-33	.818	23	0.8	50	57	2	16	50	1.7
01-02	32	31	903	25-86	.291	9-26	.346	29-54	.537	66	2.1	105	91	5	25	88	2.8
Totals	85	60	1762	51-167	.305	15-48	.313	68-101	.673	107	1.3	206	206	7	62	185	2.2

West Virginia (2/14) ... Scored four points and handed out three assists at Seton Hall (2/24) ... Credited with four assists, one steal and her second career block at St. John's (2/27) ... Had three assists and two steals vs. Denver (3/16) in NCAA first round.

1999-00: Played in 24 games and started 14 ... Averaged 2.0 points and 2.2 assists a contest ... Two points and two assists against Georgia State in the first round of the WNIT (3/16) ... Six points, six assists and three steals against Rhode Island in the first round of the Bell Atlantic Atlantic 10 Conference Tournament (3/3) ... Eight points, four assists and four steals against Appalachian State (11/30) ... Six points and six assists against Liberty (11/15) ... Five points, six assists and two steals against St. Bonaventure (2/17) ... Three points and a steal against Xavier (1/30) ... Three points, eight assists and two steals against Duquesne (12/5) ... Three points and one steals against La Salle (2/24).

High School: Four-year letterwinner for Coach Harry Dobson at St. Mary's High School ... Was ranked among the top 10 point guards in the country by *USA Today* ... Graduated as St. Mary's career leader in points and steals ... Earned first-team all-county, All-Catholic League and All-Metro all four years of varsity play ... Was tabbed all-state as a sophomore, junior and senior ... Was a three-year pick as Catholic League, Metro and *Baltimore Sun* Player of the Year ... Became the first junior in St. Mary's history to score 1,000 points in a season ... Helped lead the Maryland Hurricanes to seven state championships and three top-12 national finishes ... Tabbed among the top 50 elite by the *Blue Star Report*.

Odds and Ends: Emily Michelle Lipton ... Born 7/21/81 in Washington, D.C. ... Right-handed ... Daughter of Chet and Pam Lipton ... Father played baseball at the University of Maryland ... Brother played football at Maryland ... Enrolled in health, nutrition, foods and exercise.





CHRYSTAL #22 STARLING

G/F • 5-11 • Sr. • Syracuse, N.Y. • Nottingham H.S.

Provides instant offense ... 2000 Atlantic 10 All-Rookie Team ... 2000 Third-Team All-Atlantic 10 Conference ... Named Atlantic 10 Player of the Week twice, once as player of the week and once as rookie of the week ... Led BIG EAST Conference in free throw percentage in 2001 and was third in 2002 ... Adds speed and quickness to the Tech lineup ... Athletic player who brings a knack for scoring ... Can play multiple positions ... Scores off the dribble well ... Poses an offensive threat from the perimeter ... Suffered dislocated shoulder in the summer while a member of the BIG EAST All-Star team but was available at the start of the season ... Third on the team in scoring and second in three-point field goals made ... Named to the LSU Crawfish Classic All-tournament team ... Scored 13 points against Rutgers in the BIG EAST Championship to become 14th member of 1,000-point club.

2001-02: Played in all 32 games with 18 starts ... Scored in double figures 21 times with one double-double ... Connected on 80.6 percent of free throw attempts ... Opened season with first career double-double of 22 points and ten rebounds against Richmond (11/15) ... Scored 20 points versus No. 16 Old Dominion (11/19) ... Had 17 points and

seven rebounds against Northwestern State (11/24) ... Tallied 18 points at Pittsburgh (12/5) ... Scored 15 points in Lady Luck Classic against Gardner-Webb (12/28) ... Had 16 points and six rebounds versus Clemson (1/3) ... Tossed in 19 points in win over No. 24 Boston College (1/9) ... Scored 19 points against West Virginia (1/16) ... Had 16 points in victory over St. John's (1/19) ... Registered 13 points at Syracuse (1/23) ... Scored 11 points with six rebounds and four assists versus Seton Hall (2/17) ... Had 12 points and four boards at Villanova (2/23) ... Scored 15 points against Rutgers (2/26) ... Scored 13 points at Rutgers in the first round of the BIG EAST Championship (3/2) ... Tallied ten points with four rebounds in WNIT Second Round against George Washington (3/16) ... Had 12 points, six rebounds and four assists versus Vermont (3/20) in WNIT Quarterfinal ...

2000-01: Played in 31 games ... Scored in double figures 17 times ... Pulled down five or more rebounds 12 times ... Second in scoring ... Second in field goals made and tied for second in three-point field goals made ... Third in free throws made ... Third in steals and blocks ... Pulled down a career-high nine rebounds vs. Boston College and at West

Chrystal's Career Highs

Points	24 vs. Hampton, 12/29/99
FG Attempted	20 vs. Dayton, 1/28/00
FG Made	9 vs. Hampton, 12/29/99 and at LaSalle, 1/16/00
3PT FG Attempted	9 at Syracuse, 1/23/02
3PT FG Made	3 (four times)
FT Attempted	12 vs. Old Dominion, 11/19/01
FT Made	11 vs. Old Dominion, 11/29/01
Rebounds	10 vs. Richmond, 11/16/01
Assists	6 vs. Rhode Island, 1/6/00
Blocks	3 vs. La Salle, 2/24/00
Steals	6 vs. St. John's, 1/19/02



Starling's Statistics

Year	G	GS	MP	FGM-Att	Pct.	3PTM-Att	Pct.	FTM-Att	Pct.	Reb.	Avg.	A	TO	Blk	ST	TP	Avg.
99-00	31	23	890	132-288	.458	13-29	.448	66-87	.759	119	3.8	78	104	9	42	343	11.1
00-01	31	0	764	108-254	.425	15-50	.300	93-107	.869	136	4.4	49	83	14	27	324	10.5
01-02	32	18	805	119-270	.441	22-68	.324	104-129	.806	97	3.0	50	60	6	33	364	11.4
Totals	94	41	2459	359-812	.442	50-147	.340	263-323	.814	352	3.8	177	247	29	102	1031	11.0

Virginia ... Set career-highs for free throws made and attempted with a 10-for-10 performance at Providence (2/3) ... Had eight points and eight rebounds against James Madison (11/21) ... Dropped in 15 points vs. Michigan State in the *Tallahassee Democrat* Classic (11/25) ... 11 points, including two three-pointers, at

No. 7 Rutgers (12/6) ... 10 points and six rebounds with two treys and three steals at Clemson (12/18) ... Dropped in 17 points with seven rebounds and two steals at Old Dominion (12/21) ... 13 points with two steals and two blocks against Maine in the Lady Luck Classic Championship game (12/29) ... Scored 11

points, including three treys, with two steals at No. 3 Notre Dame (1/13) ... 10 points, two blocks and two steals at Boston College (1/17) ... Tallied 11 points and two steals at Syracuse (1/31) ... 12 points, included a career-high 10-of-10 at the free throw line, at Providence (2/3) ... Scored 13 points with four rebounds and two steals against Pittsburgh (2/11) ... Dropped in a season-high 23 points on 8-of-10 shooting with nine boards, two treys and one block at West Virginia (2/14) ... 10 points, nine rebounds, one block and one steal vs. Boston College (2/18) ... 18 points, six rebounds, two assists, one block and one steal against Providence (2/21) ... Had nine points, five rebounds and two assists at St. John's (2/27) ... Tallied 21 points in win over No. 23 Villanova in the BIG EAST tourney ... Led team with 20 points against Denver in NCAA first round ... Scored ten points with five rebounds and one block at Texas Tech in NCAA second round.

1999-00: Played in all 31 games and started 23 ... Moved into starting lineup in the Virginia game due to an injury and started every game for the rest of the season ... Second-leading scorer on the team, averaging 11.1 points ... Pulled down 3.8 rebounds a game, dished out 2.5 assists and 1.4 steals per contest ... Double figures in scoring 18 times ... Led the team in scoring six times, rebounding four times, assists seven times, steals 10 times and blocked shots four times ... 15th in the Atlantic 10 Conference in scoring in all games ... Ninth in scoring and 11th in steals in conference games only ... 20 or more points twice ... Nine points, four rebounds, five assists and a steal against Maryland in the second round of the WNIT (3/18) ... 10 points on 5-of-10 shooting from the floor, pulled down two rebounds, dished out a game-high six assists and finished with two steals against Georgia State in the first round of the WNIT (3/16) ... 10 points, four rebounds and four assists against UMass in the quarterfinals of the Bell Atlantic

Atlantic 10 Conference Tournament (3/4) ... Four points, seven rebounds and one assist against Rhode Island in the first round (3/3) ... Career-high 24 points on 9-of-12 shooting from the field, 1-of-1 from three-point range, pulled down eight rebounds, two assists, one blocked shot and one steal against Hampton (12/29) ... 20 points, two rebounds, three blocked shots and four steals against Dayton (1/28) ... 16 points on 7-of-11 shooting from the field, 2-of-2 from the free throw line, pulled down five rebounds, two assists and a steal against Southern Utah (11/26) ... 19 points, four rebounds, four assists, one blocked shot and two steals at La Salle (1/16) ... 16 points against George Washington (1/9) and at Temple (1/21) ... 14 points and three rebounds at Xavier (2/10) ... 14 points, two assists and two steals against Duquesne (12/5) ... 14 points, eight rebounds, one assist and two steals at Duquesne (2/20).

1998-99: Practiced with the team but was not eligible to play.

High School: Averaged 24 points and 12 rebounds for Coach Wiletta Spease at Nottingham High School ... Was named Central New York Player of the Year after her senior season ... Also shared Onondaga League Co-Player of the Year honors with Camille Murphy, who is now at Georgia ... She was the first player in Onondaga League history to reach 2,000 points ... Her 2,052 career points broke the Central New York scoring record set by former UVa and current Utah Starzz standout Tami Reiss ... Was named the most valuable player of the Central New York All-Star Classic after leading all-scorers with 38 points ... She also amassed over 250 career assists ... Helped lead Nottingham to the 1996 Section Three Class B title.

Odds and Ends: Chrystal Louise Starling ... Born 7/23/80 in Syracuse, N.Y. ... Right-handed ... Daughter of David Starling and Gwen Starling ... Stepdaughter of Pelma Starling ... Favorite poet is Tech professor Nikki Giovanni ... A graduate student.





IEVA KUBLINA

#14

F/C • 6-4 • Jr. • Riga, Latvia • Trinity Episcopal H.S. (Richmond, Va.)

A preseason first-team All-BIG EAST selection ... 2002 BIG EAST Conference Most Improved Player ... Selected to the All-BIG EAST Conference Second Team ... Named to the WNIT All-Tournament Team ... Emerged as the team's top scoring threat and has made an impact on both ends of the floor ... Led team in scoring, rebounding and blocked shots ... Among BIG EAST and national leaders in blocks ... Two-time BIG EAST Player of the Week

selection (12/17, 1/7) ... Scored in double figures 25 times with nine double-doubles last season ... Blocked three or more shots 16 times ... Named to 2001 Lady Luck Classic All-tournament team ... Can post up down low or can face the basket ... Also has a good three-point shot ... Good in the transition game ... Adds perimeter scoring threat from the post position ... Defensive skills improved during first two seasons ... Developed shot blocking and rebounding skills.

Ieva's Career Highs

Points	32 vs. Houston, 3/23/02
FG Attempted	23 vs. Houston, 3/23/02
FG Made	11 vs. Seton Hall, 2/17/02
3PT FG Attempted	6 vs. Houston, 3/23/02
3PT FG Made	3 vs. Georgetown, 1/20/01 and vs. Notre Dame, 1/3/01
FT Attempted	12 vs. Houston, 3/23/02
FT Made	10 vs. Houston, 3/23/02
Rebounds	16 at Miami, 2/20/02
Assists	3 vs. Clemson, 1/3/02 and at Pittsburgh, 12/5/01
Blocks	7 vs. West Virginia, 1/16/02
Steals	3 (three times)

2001-02: Played and started in all 32 games ... After a slow start in the first three games, recorded third career double-double with 15 points and 12 rebounds at No. 19 LSU (11/25) ... Scored 18 points at Virginia (11/29) ... Had 16 points and 10 boards at Pittsburgh (12/5) ... Tallied 22 points with 10 rebounds at Radford (12/12) ... Had 18 points in win at James Madison (12/21) ... Scored 12 points with nine rebounds versus Hampton in Lady Luck Classic title game (12/29) ... Picked up 17 points, 10 rebounds and six blocks against Clemson (1/3) ... Tied then career-high with 24 points along with 10 rebounds and six blocks versus Syracuse (1/5) ... Had 19 points, 11 boards and five blocks against No. 24 Boston College (1/9) ... Registered 16 points with career-high seven blocks versus West Virginia (1/16) ... Scored 20 points at Notre

Dame (1/26) ... Had 17 points and 11 rebounds versus No. 1 Connecticut (1/29) ... Tied then career-high with 24 points against Seton Hall (2/17) ... Set career-highs with 29 points and 16 rebounds at Miami (2/20) ... Scored 24 points with eight rebounds at Villanova (2/23) ... Recorded ninth double-double of the season and eleventh of her career with 26 points and 11 rebounds versus Rutgers (2/26) ... Had 14 points at Rutgers (3/2) in the first round of the BIG EAST Championship ... Pulled down 14 rebounds with six blocks in WNIT first round against UNC Greensboro (3/13) ... Scored 21 points with nine rebounds and four blocks versus George Washington (3/16) in WNIT second round ... Tallied 13 points, nine rebounds and three blocks in WNIT quarterfinal against Vermont (3/20) ... Had a career-high 32 points in WNIT semifinal against Houston (3/23).



Kublina's Statistics

Year	G	GS	MP	FGM-Att	Pct.	3PTM-Att	Pct.	FTM-Att	Pct.	Reb.	Avg.	A	TO	Blk	ST	TP	Avg.
00-01	31	3	642	87-199	.437	13-38	.342	55-85	.647	154	5.0	15	46	35	11	242	7.8
01-02	32	32	976	198-419	.473	20-53	.377	82-107	.766	249	7.8	30	74	86	23	498	15.6
Totals	63	35	1618	285-618	.461	33-91	.363	137-192	.714	403	6.4	45	120	121	34	740	11.8

2000-01: Played in all 31 games with three starts ... Scored in double figures in 11 games ... Two double-digit rebound games ... Had two double-doubles ... Led team and was among BIG EAST Conference leaders in blocks ... Fifth on the team in scoring ... Third in rebounds and second in offensive rebounds ... Fourth in three-point field goals made and fourth in free throws made ... Had six points and six rebounds in collegiate debut against Liberty (11/17) ... Nine points, six rebounds, one three-pointer and two blocks against James Madison (11/21) ... First career double-figure scoring game with 10 points at Richmond (12/2) ... Seven points and three boards at No. 7 Rutgers (12/6) ... Scored seven points with seven rebounds, three blocks and two assists against Radford (12/9) ... Tallied 16 points with one trey, five rebounds and two blocks against UNC Asheville (12/28) in the Lady Luck Classic ... 11 points, including three treys, three rebounds, and one assist against No. 3 Notre Dame and All-American center Ruth Riley (1/3) ... Six points, seven rebounds and three blocks at No. 3 Notre Dame (1/13) ... Dropped in 10 points with five boards, one trey, one block and one steal at Boston College (1/17) ... Scored a career-high 19 points with seven rebounds, three three-pointers and one steal against Georgetown (1/20) ... 10 points and seven rebounds vs. No. 24 Villanova ... Recorded first career double-double with 11 points and 11 rebounds at West Virginia (2/14) ... Second career double-double with 18 points and 11 rebounds against Providence (2/21) ... Set career mark for free throws made and attempted with 8-of-10 effort vs. Providence ... 14 points on 5-of-7 shooting with nine rebounds, two blocks and a steal at St. John's (2/27) ... Scored 10 points and had five rebounds and a block in win over No. 23 Villanova in the BIG EAST Tournament ... Followed that with eight points, four rebounds and two blocks against top-ranked Notre Dame in the BIG EAST Tournament

semifinals ... Had 11 points, six rebounds and one block against Denver in NCAA first round ... Scored seven points with eight rebounds at No. 12 Texas Tech in NCAA second round.

High School: Averaged 16.8 points, 12.0 rebounds, 8.5 blocks and 5.0 assists per game as a senior at Trinity ... Helped Trinity to a 20-4 record in 1999-00, the League of Independent Schools' regular season and

tournament championship, as well as advancing to the second round of the Virginia Independent State School's state tournament ... Selected first-team all-League of Independent Schools ... Second-team all-Metro by the *Richmond Times-Dispatch* ... Virginia Independent Schools all-state team honoree ... Top performances of senior season were two 28-point scoring

games against Collegiate High and St. Gertrudes.

Odds and Ends: Member of the Latvian national team that participated in the European Championships ... Was selected to the all-tournament team at the qualifying rounds for the European Championships that took place in April of 2000 ... Daughter of Ingrida Kublina and Indulis Kublins ... Enrolled in psychology.





AMY #34 LINGGENFELDER

Guard • 5-8 • Jr. • Fairfax, Va. • W.T. Woodson H.S.

A wing with great range ... Will provide scoring threat from three-point range.

2001-02: Missed entire season after suffering knee injury on Dec. 1 ... Underwent successful surgery on Dec. 21 to repair the ACL and meniscus in her left knee.

2000-2001: Sat out to fulfill the NCAA residency requirements after transferring from Georgia Tech.

1999-2000 (Georgia Tech): Played in all 31 games, starting 11 of the last 12 contests ... Was fourth on the team with a 7.9 points per game scoring average ... Scored in double figures 12 times, including the last five contests ... Had seven points on 2-of-5 shooting from the floor in her collegiate debut, a 71-51 win against Georgia State ... Had career highs of 19 points and seven boards at Clemson ... Scored 10 points at Virginia ... Had 10 points in the Yellow Jackets' 55-44 upset of 15th-ranked North Carolina ... Scored a game-high 14 points on 6-of-11 shooting (54.5 percent) in the Yellow Jackets 69-52 upset of 14th-ranked N.C. State ... Had a team-high 18 points with three assists and two steals in the Yellow Jackets win over N.C. State in the quarterfinals of the ACC Tournament ... Played a career-best 36 minutes against the Wolfpack ... Had 10 points, two assists and two steals in the ACC semifinals against



"Amy will add much-needed help to our three-point attack. Her ability to shoot the three will open up the paint for our post players."

— Bonnie Henrickson

Duke ... Tallied 11 points and five assists in WNIT victory over Chattanooga.

High School:

Honorable mention *USA Today* All-American and a second-team All-Metro selection by *The Washington Post* as a senior ... Four-time first-team All-Concorde District and All-Regional selection... Named MVP of her high school team all four years ... Led her team in scoring and rebounding all four years ... Named to the Virginia All-Star team as a senior ... Honorable mention All-Met selection as a junior ... Was the top scorer in her region for public schools as a sophomore, averaging 23.9 points per game ... Made five appearances in AAU national championship tournaments with the Potomac Valley Vogues ... AAU team captured four regional titles from 1993-96 and won the junior national championship in 1996 ... Also lettered in tennis and soccer ... Was a starting defender on a state champion soccer team her junior season ... Won her high school's Academic Athlete Award all four years ... National Honor Society member.

Odds and Ends:

Amy Lingenfelder ... Born 1/26/81 in Ogden, Utah ... Right-handed ... Daughter of Chris and Carol-Ann Lingenfelder ... Starting defender on high school soccer state championship team ... Sister Christine plays basketball at Marymount University ... Enrolled in industrial and systems engineering.





DAVINA SIMMONS #42

Center • 6-0 • Jr. • Winston-Salem, N.C. • N. Forsyth H.S.

Moved to the post ... Attacks the basket well ... Can also score from the perimeter.

2001-02: Played in 17 games ... Scored a career-high 11 points at Radford (12/12) ... Had four points at James Madison (12/21) ... Tallied seven points in Lady Luck Classic against Gardner-Webb (12/28) ... Scored six points with three rebounds versus Hampton in Lady Luck Classic title game ... Scored three points and pulled down three rebounds in only six minutes at No. 1 Connecticut (2/10) ... Scored seven points against UNC Greensboro (3/13) in WNIT first round.

2000-01: Saw action in only nine games before undergoing knee surgery in mid-January ... Scored career-high eight points against Liberty (11/17) and UNC Asheville (12/28) ... Pulled down career-high five rebounds against Liberty and UNC Asheville ... Credited with a career-high two assists vs. Liberty and a career-high two steals vs. UNC Asheville ... Five points and two rebounds against Radford (12/9) ... Scored two points and grabbed one rebound at Clemson.

High School:

Averaged 20.6 ppg and 9.5 rebounds a contest before sustaining injury as

a senior ... Was ranked one of the Top 10 players in the state of North Carolina ... Also rated as one of the top 150 players by *Hoopsmart* ... Averaged 17.2 ppg, 8.3 rpg, 3.5 apg, 2.1 bpg, 3.8 spg as a junior.

Odds and Ends: Davina Amret Simmons ... Born 5/31/82 in Winston-Salem, N.C. ... Righthanded ... Daughter of Jeanette Simmons ... Was also an outstanding volleyball player in high school ... Enrolled in human nutrition, foods and exercise.

Davina's Career Highs

Points	11 at Radford, 12/12/01
FG Attempted	6 vs. Hampton, 12/29/01 and vs. UNC Asheville, 12/28/00
FG Made	4 at Radford, 12/12/01
3PT FG Attempted	1 (three times)
3PT FG Made	1 at Radford, 12/12/01
FT Attempted	4 vs. UNC Asheville, 12/28/00 and vs. Liberty, 11/17/00
FT Made	4 vs Liberty, 11/17/00
Rebounds	5 vs. UNC Asheville, 12/28/00 and vs. Liberty, 11/17/00
Assists	2 vs. Northwestern La, 11/24/01 and vs. Liberty, 11/17/00
Blocks	1 vs. UNC Greensboro, 3/13/02
Steals	2 vs. UNC Asheville, 12/28/00



Simmons' Statistics

Year	G	GS	MP	FGM-Att	Pct.	3PTM-Att	Pct.	FTM-Att	Pct.	Reb.	Avg.	A	TO	Blk	ST	TP	Avg.
00-01	9	0	70	9-18	.500	0-1	.000	10-16	.625	14	1.6	2	6	0	3	28	3.1
01-02	17	0	113	16-36	.444	1-2	.500	6-8	.750	16	0.9	4	12	1	3	39	2.3
Totals	26	0	183	25-54	.463	1-3	.333	16-24	.667	30	1.2	6	18	1	6	67	2.6





ERIN GIBSON #54

F/C • 6-2 • So. • Galax, Va. • Carroll County H.S.

Will add depth at both the center and power forward positions ... An excellent passer who has the ability to distribute the basketball from the high-post ... Has stepped in to see significant playing time at the power forward position ... Led the team in field goal percentage and was fourth in rebounding ... Set career-highs of 18 points and 14 rebounds at Georgetown (1/12).

2001-02: Played in all 32 games as a freshman ... Scored in double figures six times ... Had five or more rebounds in 15 games ... Scored six points with three rebounds at No. 19 LSU in Crawfish Classic title game (11/25) ... Four points and five boards at Pittsburgh (12/5) ... Pulled down six rebounds at Radford (12/12) ... Scored 14 points with nine rebounds in Lady Luck Classic title game against Hampton (12/29) ... Had career-highs of 18 points and 14 rebounds to lead Tech in come-from-behind win at Georgetown (1/12) ... Scored 12 points versus Miami (2/5) ... Had second career double-double with 15 points and 10 rebounds at Providence (2/13) ... Registered 12 points against Seton Hall (2/17) ... Had six points, four rebounds and one block against Rutgers (2/26) ... Scored five points with three rebounds and one block versus UNC Greensboro (3/13) in WNIT First Round ... Tallied nine points with eight

rebounds, two steals and one block in WNIT Second Round against George Washington (3/16) ... Registered five points with six boards and one block versus Vermont (3/20) in WNIT Quarterfinal ... Had ten points and three blocks against Houston (3/23) in WNIT Semifinal.

High School: In her career averaged 18.1 ppg, 12.3 rebounds, 2.5 blocks and 2.0

Erin's Season Highs

Points	18 at Georgetown, 1/21/02
FG Attempted	16 at Georgetown, 1/12/02
FG Made	8 at Georgetown, 1/12/02
3PT FG Attempted	0
3PT FG Made	0
FT Attempted	6 at Providence, 2/13/02
FT Made	4 vs. Seton Hall, 2/17/02
Rebounds	14 at Georgetown, 1/12/02
Assists	2 vs. Seton Hall, 2/17/02
Blocks	3 vs. Houston, 3/23/02 and vs. Miami, 2/5/02
Steals	3 vs. Seton Hall, 2/17/02 and at Georgetown, 1/12/02



Gibson's Statistics

Year	G	GS	MP	FGM-Att	Pct.	3PTM-Att	Pct.	FTM-Att	Pct.	Reb.	Avg.	A	TO	Blk	ST	TP	Avg.
01-02	32	0	533	84-168	.500	0-0	.000	34-59	.576	148	4.6	9	52	26	22	202	6.3

steals a contest for Coach Howard Mayo at Carroll County ... Shot 56.5 percent from the field and 71.0 percent from the line during her senior year ... Named Group AA Player of the Year

by The Associated Press ... Coaches Association Player of the Year ... Southwest District and Region IV Player of the Year ... *Roanoke Timesland* Player of the Year ... First Team Southwest

District, Region IV, All-State Group AA, *Bristol Herald Courier*, *Roanoke Times* ... Named to the All-State West Team.

Odds and Ends: Erin Page Gibson ... Born 4/17/83

in Galax, Va. ... Right-handed ... Daughter of Greg and Tonyia Gibson ... Enrolled in health, nutrition, foods and exercise ... Was also an outstanding volleyball player in high school.





FRAN RECCHIA #10

Guard • 5-7 • r-Fr. • Flower Mound, Texas • Marcus H.S.

Will add depth at the point-guard position ... Also has a good three-point jump shot ... Good in the transition game.

2000-01: Played in only three games due to injury ... Suffered a fracture to the third metacarpal in her left hand in a

Dec. 10 practice and had the cast removed on Jan. 3 ... A stress fracture in her right foot was discovered shortly thereafter thus ending her season ... Scored eight points against Northwestern State (11/24).

Fran's Season Highs

Points	8 vs. Northwestern La., 11/24/01
FG Attempted	3 vs. Northwestern La., 11/24/01
FG Made	3 vs. Northwestern La., 11/24/01
3PT FG Attempted	1 at Pittsburgh, 12/5/01
	and vs. Northwestern La., 11/24/01
3PT FG Made	1 vs. Northwestern La., 11/24/01
FT Attempted	2 vs. Northwestern La., 11/24/01
FT Made	1 vs. Northwestern La., 11/24/01
Rebounds	0
Assists	1 vs. Northwestern La., 11/24/01
Blocks	0
Steals	0



High School: Averaged 15.8 points, 4.2 rebounds, 4.8 assists and 2.3 steals per game as a senior at Marcus ... Selected District 6-A AAAA Player of the Year ... Named to the *Fort Worth Telegram* "All Area" First team ... Set Marcus High School record with nine three-pointers in a game ... Set school mark with 32.0 percent career 3-point percentage and 82.0 career free throw percentage ... Named the team MVP her senior season and was selected to the Texas Association of Basketball Coaches (TABCO) All-Region team ... Named to the All-Tournament teams at the Bishop Lynch, Arlington Classic and SWAAU Holiday tournaments.

Odds and Ends: Frances Townsend Recchia ... Born 9/13/83 in Clarkston, Michigan ... Right-handed ... Daughter of Paul and Jane Recchia ... Enrolled in physical education.

Recchia's Statistics

Year	G	GS	MP	FGM-Att	Pct.	3PTM-Att	Pct.	FTM-Att	Pct.	Reb.	Avg.	A	TO	Blk	ST	TP	Avg.
01-02	3	0	17	3-4	.750	1-2	.500	1-2	.500	0	0.0	1	1	0	0	8	2.7





BRANDY FOWLER

#21

F/C • 6-1 • Jr. • Cary, N.C. • Louisburg College

Brings size and athletic ability to the post position ... Runs the floor well ... Outstanding offensive rebounder and good defensive player.

Junior College:

Averaged 15.0 points, 10.1 rebounds and 1.6 blocks for coach Mike Holloman at Louisburg (N.C.) College ... A first-team NJCAA All-American and a Kodak Jr. College All-American ... Led team to a 29-5 record and a bid to the NJCAA national tournament.

Odds and Ends:

Brandy Fowler ... Born 4/22/82 in Raleigh, N.C. ... Right-handed ... Daughter of Vicki Fowler ... Threw the shot put in high school ... Major is human resources.



"Brandy is a low post threat who will help us on the offensive glass. She is very strong and will help leva on the inside."
— Bonnie Henrickson



DAWN CHRISS

#23

Guard • 6-1 • Fr. • Hillcrest Heights, Md. • St. John's College H.S.

Can run the floor and will help on the defensive end of the floor ... Gained valuable experience participating in summer AAU leagues.

High School: A McDonald's All-American and first-team All-Met selection ... Averaged 15.0 points, 6.0 rebounds, 5.0 assists and 2.0 steals for coach Marie Williams at St. John's College High School ... A four-year letterwinner who led her team to two city championships ... Named to the womenscollegethooops.com Freshmen of Impact preseason team ... A Street & Smith's Girls High School All-America third team selection ... Scored six points for the East in the inaugural McDonald's All-American High School Basketball Girls Game in Madison Square Garden.

Odds and Ends: Dawn Chriss ... Born 9/12/84 in Washington D.C. ... Right-handed ... Daughter of Earnest and Mabel Chriss ... Plays the clarinet ... Major is undecided.

"Dawn is a great offensive and defensive rebounder with the potential to be a great defender. She has the ability to help us at both ends of the floor in the transition game."

— Bonnie Henrickson





MEGAN #45 FINNERTY

Center • 6-3 • Fr. • Atlanta, Ga. • Pius X H.S.

Will add depth to the post position ... An athletic player who shoots the ball well and attacks the basket.

High School: Averaged 12.0 points, 8.0 rebounds and shot 45 percent from the field for coach Ron Sattelle at Pius X High School ... Led team to a 27-4 record and to the final eight of the Georgia Class 4A playoffs ... A first team All-Region and second team All-State selection ... Selected to play in the Georgia All-State Senior Game ... A 2001 AAU All-American ... Captain and MVP of high school team.

Odds and Ends: Megan Finnerty ... Born 5/2/84 in Atlanta, Ga. ... Right-handed ... Daughter of Don and Linda Finnerty ... Named to the All-City volleyball team as a middle hitter ... Won two letters in track in the high jump ... Plays the piano ... Major is undecided.

*"Megan will give us some skill from the high post where she can knock down a shot. Her personality is that of a leader and the other freshmen look to her to provide leadership."
— Bonnie Henrickson*





KERRI GARDIN #32


Forward • 6-1 • Fr. • Morganton, N.C. • Freedom H.S.

Can score in a variety of ways ... Good passer with exceptional speed and quickness.

High School:

Averaged 18.4 points, 13.1 rebounds, 4.4 assists, 3.9 steals and 2.0 blocks for coach Jamie Smith at Freedom High School ... Named the Associated Press North Carolina Girls Player of the Year ... Scored 25 points with 19 rebounds and six assists in leading her team to a 68-52 win over Lumberton in the Class 4A title game ... Championship Game MVP ... Class 4A Northwestern Conference Player of the Year ... Led team to 2001 National AAU Junior Olympics title and was named MVP.

Odds & Ends: Kerri Gardin ... Born 5/19/84 in Burke County, N.C. ... Right-handed ... Daughter of Thelma Gardin ... A middle-hitter on the Freedom High volleyball team ... Major is undecided.



"Kerri is a great rebounder who is explosive at both ends of the floor. She has the potential to help us with perimeter depth."
— Bonnie Henrickson



MAGGIE #13 GRIESSER

Guard • 6-0 • Fr. • Springfield, Pa. • Cardinal O'Hara H.S.


Her size will be an advantage at the shooting guard position ... Good shooter off the pass.

High School:

Averaged 11.3 points, 4.2 rebounds, 2.1 assists and 2.3 steals for coach Linus McGinty at Cardinal O'Hara High School ... Named first team All-Catholic her junior and senior years ... Twice selected as an AAU All-American ... Led team to a 26-2 record and Catholic League championship ... Team ranked eighth nationally by *USA Today*.

Odds and Ends:

Margaret Griesser ... Born 1/23/84 in Springfield, Pa. ... Right-handed ... Daughter of Joe and Maureen Griesser ... Enrolled in physical education.



*"Maggie has a tremendous basketball I.Q. and is great in the weight room. She gives us another quality three-point shooter."
— Bonnie Henrickson*



CARRIE MASON

#24

Guard • 5-7 • Fr. • Seneca, Pa. • Cranberry H.S.



Can score off the dribble and pass ... Exceptional basketball IQ.

High School:

Averaged 25.8 points, 8.4 assists, 6.4 rebounds and 5.4 steals for coach Donald Hall at Cranberry High School ... Led team to a 24-6 season and an Elite 8 appearance in the state playoffs ... Team posted a 64-0 conference mark during her four years ... Led league in scoring and was named conference MVP four times ... Named District 10 Player of the Year three times ... Holds school records for career assists (757) and steals (425) ... Holds school single-season record for assists (251) and steals (162) ... Scored 2,336 career points and shot 89 percent from the free throw line ... A McDonald's All-America nominee.

Odds and Ends:

Carrie Mason ... Born 2/6/84 in Franklin, Pa. ... Right-handed ... Daughter of Brian and Nancy Mason ... Major is undecided.

"Carrie will have to make the transition from high school to college at the point guard position, which is very difficult. I believe she will handle the transition and give us depth at the point."

— Bonnie Henrickson

RAYNA DuBOSE

*"Life's challenges are no match
for the will of the human spirit."
— Byrd Baggett*

Rayna DuBose was hospitalized at Montgomery Regional Hospital with meningococcal meningitis on April 2, 2002, just over a week after the Hokies had completed the basketball season. This rare disease is a bacterial infection that leads to inflammation of fluids surrounding the brain and spinal cord. The next day she was airlifted in critical condition to the University of Virginia Medical Center where she would remain for the next 97 days. She spent three weeks in intensive care before being upgraded to fair condition.

In early May, she underwent a series of surgeries in which doctors amputated parts of all four limbs due to tissue damage caused by the infection. On July 8, DuBose was transferred to Good Samaritan Hospital, a Baltimore rehabilitation facility near her home in Columbia, Md. Soon after, she returned to her home and began regular visits to the rehab facility where she later would be fitted for prosthesis for her arms and legs.

DuBose made her first visit back to Virginia Tech on Oct. 19, for the Hokies' homecoming football game against Rutgers. She continues her rehabilitation and plans on returning to school in the Fall of 2003.

2001-02: A 6-3 center, DuBose played in 13 games ... Never missed a collegiate free throw attempt (15-15) ... Scored in double figures four


Relief Fund Established

The Virginia Tech Monogram Club, Tech's organization for former athletes, and the Virginia Tech women's basketball team have established a fund for the relief of women's basketball player Rayna DuBose.

Per NCAA regulations, the athletics department will act as a custodian and assist with the collection of contributions. The Monogram Club was selected as the most acceptable avenue for the fund under state guidelines.

For more information about the fund and how to make a contribution, visit the Monogram Club website at www.hokiesports.com/monogram/.

times ... Had 10 points in collegiate debut against Northwestern State (11/24) in LSU Crawfish Classic ... Had 10 points and five rebounds at Radford (12/12) ... Tallied 10 points and seven rebounds in Lady Luck Classic against Gardner-Webb (12/28) ... Scored six points with six boards in Lady Luck Classic title game against Hampton (12/29) ... Tallied a career-high 13 points in only ten minutes against Vermont (3/20) in WNIT Quarterfinal.



Rayna DuBose (center) is introduced in front of 65,000 fans at Tech's homecoming game flanked by her father, Willie, and Sr. Assoc. AD Sharon McCloskey.

High School: Averaged 15.5 points, 13.1 rebounds and 3.0 blocks her senior year for Coach Marcus Lewis at Oakland Mills H.S., in Columbia Md. ... Led the team in scoring and was the school's all-time leading scorer with 1,067 career points ... Was

named one of the top 30 centers in the nation by *All-Star Girls Report*.

Odds and Ends: Rayna Lee DuBose ... Born 10/15/83 in Columbia, Md. ... Daughter of Andrea and Willie DuBose ... Major is undecided.

DuBose's Statistics

Year	G	GS	MP	FGM-Att	Pct.	3PTM-Att	Pct.	FTM-Att	Pct.	Reb.	Avg.	A	TO	Blk	ST	TP	Avg.
01-02	13	0	118	24-41	.585	0-0	.000	15-15	1.000	31	2.4	0	11	2	8	63	4.8

HOKIES

REVIEW



VIRGINIA TECH

Emily Lipton helped guide the Hokies to their fifth straight 20-plus win season and to the semifinals of the WNIT

2001-2002 REVIEW

Hokies advance to postseason play for the fifth straight year, end their rollercoaster season on a high note in the WNIT

The Virginia Tech women's basketball team concluded another successful season with a 21-11 record and advanced to the WNIT semifinals. The season marked the fifth consecutive 20-plus win season for the Hokies under Coach Bonnie Henrickson and the fifth straight postseason appearance.

There were many highlights during the season, including Sarah Hicks and Chrystal Starling becoming the 13th and 14th members of the 1,000-point club, Henrickson reaching the 100-victory milestone, Hicks becoming Tech's all-time three-point field goals made leader, wins over nationally-ranked Old Dominion and Boston College, a 12-game winning streak and a great effort at home against eventual national champion Connecticut as the Hokies battled the Huskies to the final buzzer. Also, sophomore Ieva Kublina was named the BIG EAST Conference Most Improved Player and, along with Hicks, was selected to the All-BIG EAST team. Kublina was also named to the WNIT All-Tournament team.

Tech's success at home continued last season with a 15-2 record and the Hokies posted a 6-1 mark versus in-state opponents. In the Bonnie Henrickson era, Tech has a dominating 22-4 record vs. Virginia opponents, including a 13-0 mark in the friendly confines of Cassell Coliseum.

The Hokies tipped off the season at home against the Richmond Spiders. The bench played a key role in the 76-62 victory by outscoring Richmond

33-14 and outrebounding the Spiders 22-14. Starling led the way with 22 points followed by Sarah Hicks' 21-point effort, including four treys. Nicole Jones recorded her third career double-double with 12 points and 11 rebounds.

The combination of a tough defense down the stretch and timely free throw shooting proved to be enough to defeat 16th-ranked Old Dominion, 68-62. Hicks and Starling connected on two free throws each in the final seconds to seal the victory. Starling again led the team with 20 points including an 11-of-12 performance from the free throw line.

Tech traveled to the "Bayou State" for the LSU Crawfish Classic over the Thanksgiving break for the first of seven consecutive games away from the Cassell. The Hokies connected on their first 10 shots from the field and never looked back in crushing Northwestern State 71-46 in the first round. Tech led 34-17 at intermission and wrapped up the contest with a 20-0 run early in the second half.

Next up on the schedule was 19th-ranked LSU in the Crawfish Classic title game. Tech took what appeared to be a commanding 61-54 lead with seven minutes remaining but was outscored 12-4 the rest of the way in the 66-65 loss. Hicks, selected as a member of the all-tournament team along with Starling, paced the Hokies with a career-high 28 points. Kublina came out of an early



Chrystal Starling recorded a double-double in the opener versus Richmond.

season slump to post her third career double-double with 15 points and 12 rebounds while Jones added 10 points and eight boards.

University Hall in Charlottesville, Va., was the site for the annual battle with arch-rival Virginia. The Hokies trailed by as many as 11 points in the second half but stormed back to take a 55-52 lead with just a couple of minutes left in the contest. For the second consecutive game, however, the offense stalled in the waning moments as the Cavaliers pulled out a 60-58 win. Kublina led all scorers with 18 points, followed by Hicks with 12 and Jones' 11 points.

Tech managed to get back on the winning track with a second half eruption to win 83-64 at Pittsburgh in the BIG EAST opener for both teams. Leading only 34-31 at the half, the Hokies tossed in 49 points in the second frame to win going away. Jones led the way with 21 points followed by Starling's 18 points, along with 16 points, 10 rebounds and four blocks from Kublina and 11 points by Hicks.

A suffocating defense in the second half was the key to a 56-40 win at Liberty. Tech held the Flames to only 17 points after halftime and to only 25.5 percent from the field for the game. The win was the eighth straight in the series for the Hokies, who have never lost to the Flames. Starling led Tech with 13 points, including three

treys, while Jones and freshman Fran Recchia tossed in 10 each.

The road swing continued with a trip to face New River Valley rival Radford. Kublina dominated the Highlanders with 22 points to lead Hokies in the 80-46 victory. The defense again proved to be key as Tech held Radford to 27 percent from the field. Davina Simmons came off the bench to toss in 11 points while Jones, Starling and freshman Erin Gibson added 10 points each.

The road trip ended on a high note as Tech disposed of James Madison 70-47 behind 18 points and four blocks from Kublina. The Hokies broke the game open with a 17-2 run in the last seven minutes of the first half and never looked back. Hicks had 18 points, including four treys while Emily Lipton added ten points. The win marked the third consecutive game and fourth of the season that Tech had held an opponent under 50 points.

Bonnie Henrickson registered win No. 100 in the opening round of the Lady Luck Classic with a 76-39 win over Gardner-Webb. After leading by only eight at the break, Tech went on a tear, outscoring the Bulldogs 38-6 in the first 16 minutes of the second half. Starling led the scoring with 15 points while Hicks contributed eight points, eight rebounds and handed out seven assists.

Tech won the Lady Luck for the fourth consecutive year



Erin Gibson had a solid freshman year, including a career-high 18 points and 14 rebounds at Georgetown.

with a dominating 83-43 win against Hampton. The defense allowed only 13 field goals from the Pirates, who shot a meager 23 percent for the game. Hicks, the tournament's Most Valuable Player, had eight points coupled with nine assists. Jones tossed in 17 points followed by 14 from Gibson and 12 by Kublina.

The new year opened with a grudge match against Clemson. The Tigers had defeated the Hokies 80-59 the previous season but Tech got its revenge as the defense held Clemson at bay in a 68-58 victory. Kublina was the key to the victory with 17 points, 10 rebounds and six blocks while Starling and Hicks added 16 and 15 points, respectively. The Hokies used a 17-2 run late in the first half to lead 36-22 and the Tigers could get no closer than five points the rest of the game. The win was the sixth straight for the Hokies.

Kublina again came up big for Tech in its' 62-56 home win against Syracuse. The

sophomore center tossed in 24 points with 10 rebounds and six blocks to lead Tech while Hicks added 14. The Hokies held a 33-24 lead at the half only to see the determined Orangewomen close to within three in the final two minutes. Kublina blocked a shot in the waning moments and the Hokies converted at the free throw line for the win.

Tech's 11-2 record earned the Hokies a spot in the national rankings for the first time during the season with a No. 24 ranking in the coaches' poll. Boston College, ranked 24th in the Associated Press Poll, was next on the schedule and the Hokies responded with one of their best efforts of the year in a 73-52 rout of the Eagles. Tech shot a blistering 59 percent from the field while limiting BC to only 31 percent. Kublina continued her torrid play with 19 points, 11 rebounds and five blocks and Starling added 19 points in the win.

Continued on next page



Following her 100th Tech win, Coach Bonnie Henrickson is presented a game ball at the Lady Luck Classic by Associate A.D. Tom Gabbard.


The 24th-ranked Hokies escaped with their tenth straight victory in a 71-64 come-from-behind win at Georgetown. Tech trailed 53-45 midway through the second half before putting together a 15-7 run to tie the game at 60 with three minutes remaining in the contest. The Hokies then delivered the knockout punch, outscoring the Hoyas 9-0 in the final minute. Gibson keyed the win with a career-high 18 points and 14 rebounds.

Tech moved up to No. 20 in the rankings but needed a late surge to defeat much-improved West Virginia 67-62. The Hokies built a 38-27 halftime advantage only to see the Mountaineers use an 11-0 run late to take a 60-59 lead at the two minute mark. For the third consecutive game, Tech outplayed the opposition in the final minutes with an 8-2 run, including six straight free throws. Starling led the way with 19 points followed by Kublina's 16 points and a career-high seven blocks.

The winning streak reached 12 games, the second longest in the program's history, with a 69-50 home win over St. John's. Tech shot a sizzling 64 percent in the first half to jump to a 39-20 halftime lead and then clamped down defensively, allowing the Red Storm to get no closer than 12 points. Starling again led all scorers with 16 points while Kublina pulled down 12 boards in the victory.

A No. 16 national ranking, a 12-game winning streak and a 6-0 conference record all came to an end at Manley Fieldhouse, where Syracuse knocked off Tech, 75-59. The Hokies had entered the game as one of the top field goal shooting teams in the nation, but shot only 35 percent in the loss. Hicks led Tech with 18 points followed by Kublina with 17 points and seven rebounds.

The Hokies next traveled to Notre Dame to face the defending national champion Irish and their 46-game home court winning streak. Tech battled Notre Dame fiercely into the second half but a six minute scoring drought sealed the Hokies' fate. The Irish connected on eight straight free



Leva Kublina led the BIG EAST in scoring average with 15.6 points per game.

throws in the final minute to win 64-57. The contest was decided at the free throw line where Notre Dame outscored the Hokies 16-4. Kublina scored 20 points and Hicks nailed three treys to become Tech's career leader in three-point field goals made.

The biggest challenge of the season awaited the Hokies upon their return to Blacksburg as they faced the first of two meetings with eventual national champion Connecticut. The game was played before 6,069

fans, the eighth largest crowd to see a women's contest at the Cassell. Tech — playing its third game in six days — took the Huskies down to the wire, actually tying the game with three minutes remaining before UConn connected on 9-of-10 free throws in the final minute to win 59-50. The game would be the closest contest for the Huskies all season. Kublina was the lone Hokie in double figures with 17 points.

Hicks scored a game-high 20 points and Gibson tallied 12

points off the bench as the Hokies snapped a three-game losing streak with a 72-60 win over Miami. Trailing 34-30 at the half, Tech found its shooting touch in the second frame, connecting on 68 percent, while limiting the Hurricanes to 29 percent.

The second contest with Connecticut in ten days was next on the schedule and unlike the first encounter, Tech was no match for the Huskies losing 77-42 in front of over 10,000 Huskie faithful. After

trailing early, the Hokies managed to tie the game at 17-17 with just under nine minutes to play before UConn exploded on a 20-2 run to lead 37-19 at the half.

Despite shooting 50 percent from the field, the trip to Providence saw the Hokies come up short in a 67-61 loss to the Friars. Gibson led Tech with 15 points followed by Jones and Kublina with 12 each.

Back in Cassell Coliseum, the 21st-ranked Hokies dominated Seton Hall 74-52 in a game which saw Hicks score her 1,000th career point. Kublina played only two minutes in the first half due to foul trouble but erupted with 18 second-half points to finish with a game-high 24.

The road-weary Hokies headed to Miami for their third road game in ten days and lost a heartbreaking 55-53 decision to the Hurricanes. Kublina was the whole story for Tech with 29 points, 16 rebounds, and five blocks, but her follow-up shot fell off the rim as the buzzer sounded.

Tech remained on the road for a key BIG EAST contest at Villanova, where the hot-shooting Wildcats shot 56 percent in the first

half to build a 39-25 advantage. The Hokies fought back and pulled to within 53-47 with nine minutes left only to see Villanova connect on 16-of-17 free throws to seal the win. Kublina tallied 24 points and pulled down eight rebounds to lead Tech.

It may have been Senior Night for the Hokies but an underclassman stole the show. Kublina tossed in 26 points and grabbed 11 rebounds as Tech completed the regular season on a positive note with a 70-63 win over Rutgers. The Hokies trailed by as many as 11 points in the first half before putting together an 18-4 run to lead 34-29 at intermission. The Scarlet Knights were able to close to within two late in the game but Starling hit six free throws down the stretch to seal the win.

Tech entered the BIG EAST Tournament as the No. 6 seed but had to play Rutgers for the second time in four days. This time, however, the game was on the Scarlet Knights' home floor. The low-scoring, defensive affair came down to the final minute as the Hokies took a 40-38 lead on a Kublina layup only to see Rutgers end the game on a

6-0 run for the victory. Kublina led the way with 14 while Starling added 13 including her 1,000th career point.

The disappointment of the BIG EAST Tournament turned into excitement as the Hokies were selected to play in the Women's National Invitation Tournament. Tech hosted a first round game against UNC Greensboro and struggled before putting away the Spartans 51-45.

Henrickson had promised that her Hokies would be better in the second round when they hosted George Washington and Tech made good on that claim with a 68-52 victory. After trailing 32-27 at the half, Tech exploded in the second frame outscoring the Colonials 41-20. Kublina paced the scoring attack with 21 points while Lisa Guarneri had a great all-around game with nine points, eight rebounds, seven steals and five assists.

Vermont was the quarterfinal opponent in Cassell Coliseum and Tech put the Catamounts away early then cruised to a 76-48 win. Hicks scored 17 of her game-high 22 points in the first half, including four treys. Kublina contributed 13 points,

nine rebounds and three blocks while freshman Rayna DuBose added a career-high 13 points in only ten minutes.

The Hokies WNIT run came to an end in the semifinals with a tough 77-72 overtime loss to Houston in front of 5,409 Hokie faithful in the Cassell. Guarneri hit a driving layup with five seconds remaining in regulation to tie the game at 63-63. In the overtime, Houston built a lead but Tech had the ball trailing 75-72 when Kublina's three-point shot rimmed out in the final seconds. Kublina, a member of the WNIT All-Tournament team, scored a career-high 32 points while Guarneri, in her final game as a Hokie, was credited with a career-high 12 assists.

Five consecutive postseason appearances and five straight 20-win seasons have the Hokies' sights set on even greater accomplishments as the 2002-03 season approaches. With Kublina, Starling and Gibson returning, along with a highly-touted recruiting class, the Virginia Tech women's basketball team will have high expectations for success both in the BIG EAST Conference and on the national level.



The Hokies' 2002 senior class — Mollie Owings, Nicole Jones, Lisa Guarneri and Sarah Hicks — made huge contributions on and off the court in helping to raise the Virginia Tech women's basketball program to a new level.

2001-2002 BOX SCORES

Virginia Tech 76, Richmond 62 Nov. 16, 2001; Cassell Coliseum

UR (62)	MP	FG	FT	R	A	PF	TP
Desmond	20	3-6	3-4	3	1	3	10
Gull	30	4-12	2-2	6	1	2	11
Tanner	14	1-8	1-2	3	0	3	3
Koclanes	33	3-7	4-6	2	4	2	10
Goppert	29	5-11	4-7	2	1	4	14
Tokgoz	1	0-0	0-0	0	0	2	0
Murray	8	1-3	0-1	2	0	1	2
Dymek	7	0-1	0-0	0	0	2	0
Flavin	33	4-7	0-0	6	0	2	8
Walker	11	1-3	0-0	3	1	2	2
Ryder	14	1-6	0-0	3	2	5	2
Team				5			
Totals	200	23-64	14-22	35	10	28	62

VT (46)	MP	FG	FT	R	A	PF	TP
Kublina	25	0-6	1-2	7	0	3	1
Hicks	38	4-8	1-1	8	2	3	21
Strother	15	1-4	4-7	4	0	0	6
Owings	12	2-4	0-0	1	0	3	4
Lipton	24	1-4	8-11	1	7	4	10
Guarneri	16	0-3	0-1	0	4	1	0
Starling	30	8-12	5-7	10	0	4	22
Jones	34	4-5	4-4	11	0	2	12
Gibson	6	0-3	0-0	1	0	0	0
Team				3			
Totals	200	24-55	23-33	46	13	20	76

Richmond		24	38	—			62
Virginia Tech		24	52	—			76

PERCENTAGES:

UR	FG%	35.9	3PT%	15.4	FT%	63.6
VT	FG%	43.6	3PT%	38.5	FT%	69.7

3-POINTERS - UR 2 (Desmond, Gull); VT 5 (Hicks 4, Starling)
BLOCKED SHOTS - UR 4 (Gull 2, Tanner, Murray); VT 3 (Hicks, Strother, Starling)
STEALS - UR 11 (Goppert 5, Desmond 2, Gull, Murray, Dymek, Flavin); VT 3 (Owings, Lipton, Jones)
TURNOVERS - UR 19 (Goppert 5, Koclanes 4, Desmond 3, Gull 2, Ryder 2, Tanner, Dymek, Team); VT 25 (Lipton 6, Guarneri 4, Jones 4, Kublina 3, Hicks 2, Strother 2, Owings 2, Starling, Gibson)
TECHNICAL FOULS - None
OFFICIALS: Dennis DeMayo, Frank Geiselman, Joe Oliverio
ATTENDANCE: 1,385

Virginia Tech 68, #16 Old Dominion 62 Nov. 19, 2001; Cassell Coliseum

#17 ODU (62)	MP	FG	FT	R	A	PF	TP
Maiga	30	5-10	2-4	6	2	5	12
Berthieu	21	3-9	3-8	8	0	3	9
Thompson	25	1-2	1-4	0	0	2	3
Francis	26	4-6	2-2	2	4	5	13
Howard	29	2-12	3-4	3	3	2	9
Spence, M.	11	0-2	0-0	3	0	2	0
Spence, A.	11	0-2	0-0	2	1	3	0
Coker	27	5-8	0-0	5	0	3	10
Grant	12	2-8	0-1	4	0	3	4
Charles	2	0-1	0-0	0	0	0	0
Giddens	6	1-1	0-0	1	0	3	2
Team				3			
Totals	200	23-61	11-23	37	10	31	62

VT (68)	MP	FG	FT	R	A	PF	TP
Hicks	34	5-10	2-4	7	3	2	14
Jones	36	3-5	3-7	9	1	3	9
Kublina	32	3-9	0-0	6	1	3	6
Lipton	38	1-5	3-7	3	5	1	5
Starling	22	4-7	11-12	3	2	3	20
Owings	8	2-4	0-0	1	0	0	5
Guarneri	18	2-3	2-2	2	3	2	7
Strother	6	0-1	0-0	1	0	4	0
Gibson	6	0-0	2-2	1	0	2	2
Team				4			
Totals	200	20-44	23-34	37	15	20	68

#16 Old Dominion		22	40	—			62
Virginia Tech		27	41	—			68

PERCENTAGES:

ODU	FG%	37.7	3PT%	35.7	FT%	47.8
VT	FG%	45.5	3PT%	38.5	FT%	67.6

3-POINTERS - ODU 5 (Francis 3, Howard 2); VT 5 (Hicks 2, Starling, Owings, Guarneri)
BLOCKED SHOTS - ODU 3 (Giddens 2, Maiga); VT 7 (Kublina 4, Owings, Guarneri, Strother)
STEALS - ODU 6 (Francis 2, Grant 2, Coker, Berthieu); VT 7 (Guarneri 2, Lipton 2, Hicks, Kublina, Starling)
TURNOVERS - ODU 21 (Howard 6, Berthieu 6, Francis 3, Grant 2, Giddens, M. Spence, Thompson, Maiga); VT 24 (Kublina 5, Lipton 4, Strother 4, Starling 2, Owings 2, Guarneri 2, Hicks 2, Jones, Gibson)
TECHNICAL FOULS - None
OFFICIALS: Sally Bell, Mark Zentz, Wesley Dean
ATTENDANCE: 1,385

Virginia Tech 71, Northwestern State 46 Nov. 24, 2001; Pete Maravich Assembly Center

VT (71)	MP	FG	FT	R	A	PF	TP
Hicks	16	4-5	0-0	3	2	1	10
Jones	18	4-6	0-0	8	0	1	8
Kublina	16	2-7	0-0	2	0	3	4
Lipton	19	1-2	0-0	2	2	2	2
Starling	23	6-8	5-6	7	1	2	17
Recchia	10	3-3	1-2	0	0	0	8
Owings	10	0-2	3-4	0	2	2	3
DuBose	14	2-4	6-6	3	0	2	10
Guarneri	18	1-2	0-0	3	2	0	2
O'Brien	8	1-2	0-0	0	1	0	2
Simmons	17	0-3	0-0	3	2	1	0
Strother	14	1-2	1-2	4	0	0	3
Gibson	17	1-6	0-0	4	0	2	2
Team				4			
Totals	200	26-52	16-20	43	13	16	71

NW La. (46)	MP	FG	FT	R	A	PF	TP
Davidson	23	3-12	0-2	6	0	4	6
Swanigan	28	2-12	2-2	5	0	4	6
Callais	26	0-2	0-0	2	0	1	0
Dobin	37	5-11	0-0	2	2	4	10
Means	23	2-5	0-0	1	0	1	4
Tallant	14	1-3	2-4	0	0	2	4
Grieder	22	1-4	1-4	3	0	4	3
Huey	3	0-0	1-2	1	0	0	1
Bufford	6	0-0	0-0	2	0	0	0
Sparkman	11	0-0	0-0	1	2	1	0
Bennett	7	4-6	2-2	0	0	1	12
Team				2			
Totals	200	18-55	8-16	25	4	22	46

Virginia Tech		34	37	—			71
Northwestern State		17	29	—			46

PERCENTAGES:

VT	FG%	50.0	3PT%	75.0	FT%	80.0
NW La.	FG%	32.7	3PT%	33.3	FT%	50.0

3-POINTERS - VT 3 (Hicks 2, Recchia); NWLa 2 (Bennett)
BLOCKED SHOTS - VT 2 (Kublina); NWLa 3 (Davidson 2, Tallant)
STEALS - VT 8 (Lipton 2, Hicks, Jones, Kublina, Starling, DuBose, Guarneri); NWLa 12 (Swanigan 3, Callais 2, Means 2, Grieder 2, Dobin, Tallant, Bufford)
TURNOVERS - VT 24 (Strother 4, Jones 4, Simmons 3, Gibson 3, Kublina 2, O'Brien 2, Hicks, Lipton, Starling, Recchia, DuBose, Guarneri); NWLa 23 (Dobin 7, Davidson 4, Callais 4, Grieder 3, Means 2, Swanigan 2, Bennett)
TECHNICAL FOULS - None
OFFICIALS: Sally Bell, Judy Stroud, Deborah Allen
ATTENDANCE: 748

No. 19 Louisiana State 66, Virginia Tech 65 Nov. 25, 2001; Pete Maravich Assembly Center

VT (65)	MP	FG	FT	R	A	PF	TP
Hicks	40	11-18	2-2	6	6	3	28
Jones	34	3-6	4-4	8	1	1	10
Kublina	33	7-14	0-3	12	2	3	15
Lipton	34	0-0	0-0	2	3	3	0
Starling	33	3-12	0-0	2	5	2	6
Guarneri	13	0-1	0-0	1	1	0	0
Gibson	13	3-5	0-1	3	1	1	6
Team				2			
Totals	200	27-56	6-10	36	19	13	65

LSU (66)	MP	FG	FT	R	A	PF	TP
Hodges, R.	29	4-12	0-0	4	1	0	8
Smith	36	4-8	3-5	10	1	2	11
Hodges, D.	33	9-12	1-2	1	5	0	21
James	38	1-6	0-1	4	10	2	2
Dorrell	38	8-11	0-2	4	3	2	16
Tardy	26	4-6	0-0	1	0	2	8
Team				1			
Totals	200	30-55	4-10	25	20	8	66

Virginia Tech		34	31	—			65
#19 Louisiana State		31	35	—			66

PERCENTAGES:

VT	FG%	48.2	3PT%	41.7	FT%	60.0
LSU	FG%	54.5	3PT%	16.7	FT%	40.0

3-POINTERS - VT 5 (Hicks 4, Kublina); LSU 2 (Hodges, D.)
BLOCKED SHOTS - VT 3 (Kublina, Jones, Lipton); LSU 1 (Hodges, R.)
STEALS - VT 2 (Hicks, Gibson); LSU 6 (Smith 2, James 2, Hodges, D., Dorrell)
TURNOVERS - VT 11 (Jones 3, Lipton 3, Kublina 2, Hicks); LSU 6 (Hodges, R., James 2, Hodges, D., Tardy)
TECHNICAL FOULS - None
OFFICIALS: Sally Bell, Bryan Enterline, Terri Maddock
ATTENDANCE: 609

Virginia 60, Virginia Tech 58 Nov. 29, 2001; University Hall

VT (58)	MP	FG	FT	R	A	PF	TP
Hicks	38	4-9	3-3	4	3	1	12
Jones	31	4-8	3-4	6	1	3	11
Kublina	34	7-16	2-2	7	1	3	18
Lipton	37	1-2	0-0	5	4	4	3
Starling	13	2-5	1-1	1	0	5	5
Guarneri	26	1-3	0-0	2	4	2	3
Gibson	15	2-3	0-0	1	0	2	4
Owings	6	1-2	0-0	1	0	2	2
Simmons	0+	0-0	0-0	0	0	0	0
Team				2			
Totals	200	22-48	9-10	29	13	22	58

Uva (60)	MP	FG	FT	R	A	PF	TP
Blue	28	4-10	4-6	4	3	3	13
Crosswhite	26	2-5	4-5	2	0	4	9
Teamer	27	1-7	0-0	7	1	2	2
Quarles	35	5-13	7-8	4	2	1	17
Grant	12	2-4	0-0	1	1	1	4
Sahin	17	1-4	0-2	3	0	1	2
O'Reggio	11	0-1	0-2	3	1	2	0
Prillaman	24	3-7	0-0	1	3	1	8
Logan-Friend	16	1-1	3-5	4	0	0	5
LaSueur	4	0-0	0-0	0	1	0	0
Team				5			
Totals	200	19-52	18-28	34	12	15	60

Virginia Tech		26	32	—			58
Virginia		34	26	—			60

PERCENTAGES:

VT	FG%	45.8	3PT%	55.6	FT%	90.0
Uva	FG%	36.5	3PT%	44.4	FT%	64.3

3-POINTERS - VT 5 (Kublina 2, Hicks, Lipton, Guarneri); Uva 4 (Prillaman 2, Blue, Crosswhite)
BLOCKED SHOTS - VT 3 (Kublina, Jones, Gibson); Uva 5 (Logan-Friend 2, O'Reggio 2, Blue)
STEALS - VT 4 (Kublina 3, Starling); Uva 12 (Blue 5, Crosswhite 2, Quarles 2, Teamer, Grant, Prillaman)
TURNOVERS - VT 21 (Lipton 6, Hicks 5, Guarneri 4, Owings 2, Kublina 2, Jones, Gibson); Uva 16 (Blue 3, Crosswhite 3, Teamer 3, Sahin 2, O'Reggio 2, Grant)
TECHNICAL FOULS - None
OFFICIALS: Lisa Mattingly, Mark Zentz, Marilyn Correll
ATTENDANCE: 2,983



Chrystal Starling led Tech with 17 points in the opening round of the LSU Crawfish Classic.

Virginia Tech 83, Pittsburgh 64
Dec. 5, 2001; Fitzgerald Field House

VT (83)	MP	FG	FT	R	A	PF	TP
Hicks	20	4-7	2-2	8	3	3	11
Jones	32	6-9	8-10	7	4	1	21
Kublina	32	7-13	2-2	10	3	2	16
Lipton	31	2-5	0-0	3	3	3	6
Starling	33	7-9	3-3	1	3	3	18
Recchia	5	0-1	0-0	0	0	0	0
Gibson	13	2-4	0-0	5	1	2	4
Owings	12	2-4	0-0	1	2	1	4
Guarneri	18	1-2	1-2	2	3	3	3
Simmons	1	0-0	0-0	0	0	0	0
Strother	3	0-1	0-0	1	0	0	0
Team				1			
Totals	200	31-55	16-19	39	22	18	83

UP (64)	MP	FG	FT	R	A	PF	TP
Stewart	28	2-10	2-2	1	0	1	8
Williams	21	2-5	2-2	3	0	0	6
Wittenmyer	29	9-14	3-4	9	1	3	21
Kunich	15	0-2	0-0	1	2	1	0
Selwyn	35	4-12	4-9	1	7	3	12
Ryndycz	1	0-0	0-0	0	0	0	0
Love	18	0-3	2-4	2	2	2	2
Campbell	21	1-4	2-2	5	1	3	4
Harguth	16	2-6	0-0	2	1	3	6
Stufflet	13	2-5	1-1	1	0	1	5
Morris	3	0-0	0-0	0	0	0	0
Team				3			
Totals	200	22-61	16-24	28	14	17	64

Virginia Tech	34	49	—	83
Pittsburgh	31	33	—	64

PERCENTAGES:

VT	FG%	56.4	3PT%	45.5	FT%	84.2
UP	FG%	36.1	3PT%	23.5	FT%	66.7

3-POINTERS - VT 5 (Lipton 2, Hicks, Jones, Starling); UP 4 (Stewart 2, Harguth 2)
BLOCKED SHOTS - VT 6 (Kublina 4, Lipton, Strother); UP 2 (Love 2)
STEALS - VT 3 (Hicks 2, Guarneri); UP 8 (Williams 2, Selwyn 2, Stewart, Wittenmyer, Campbell, Harguth)
TURNOVERS - VT 20 (Lipton 7, Guarneri 4, Gibson 2, Hicks 2, Jones 2, Starling, Strother, Team); UP 15 (Campbell 4, Kunich 3, Stewart 3, Love 2, Williams, Selwyn, Harguth)
TECHNICAL FOULS - None
OFFICIALS: Yvette McKinney, Wesley Dean, Kim Watt
ATTENDANCE: 442

Virginia Tech 56, Liberty 40
Dec. 8, 2001; Vines Center

VT (56)	MP	FG	FT	R	A	PF	TP
Starling	34	4-8	2-2	3	1	3	13
Jones	29	4-6	2-2	2	2	3	10
Kublina	23	2-9	2-2	5	1	3	6
Lipton	34	1-4	1-2	3	7	1	4
Hicks	35	4-8	0-0	5	1	0	10
Recchia	2	0-0	0-0	0	0	1	0
Owings	3	0-0	0-2	1	0	0	0
DeBose	12	1-2	2-2	5	0	0	4
Guarneri	10	2-2	1-2	4	0	2	5
Simmons	2	0-2	0-0	0	0	0	0
Strother	0+	0-0	0-0	0	0	0	0
Gibson	16	2-4	0-1	5	1	3	4
Team				8			
Totals	200	20-46	10-15	41	13	16	56

LU (40)	MP	FG	FT	R	A	PF	TP
Usaita	20	1-6	2-3	2	1	4	4
Foreid	27	2-6	4-6	5	1	3	8
Feenstra	17	0-5	2-2	8	0	3	2
Leonard	29	3-10	0-0	2	0	1	6
Walker	25	5-10	1-1	2	4	3	11
Rollyson	10	0-3	0-0	1	0	1	0
Young	13	0-0	0-0	3	1	0	0
Jasinskaite	5	0-0	0-0	0	0	0	0
Peace	24	2-11	2-2	3	0	3	6
Palaimaite	19	0-2	0-0	3	0	1	0
Stagaitiene	12	1-2	0-1	0	0	0	3
Team				4			
Totals	200	14-55	11-15	33	7	19	40

Virginia Tech	29	27	—	56
Liberty	23	17	—	40

PERCENTAGES:

VT	FG%	43.5	3PT%	54.5	FT%	66.7
LU	FG%	25.5	3PT%	12.5	FT%	73.3

3-POINTERS - VT 6 (Starling 3, Hicks 2, Lipton); LU 1 (Stagaitiene)
BLOCKED SHOTS - VT 5 (Kublina 2, Gibson 2, Hicks); LU 4 (Palaimaite 4)
STEALS - VT 4 (Starling, Jones, Kublina, Lipton); LU 7 (Peace 2, Usaita, Foreid, Leonard, Walker, Jasinskaite)
TURNOVERS - VT 18 (Lipton 4, Guameri 4, Jones 3, Hicks 2, Gibson 2, Starling, Kublina, DuBose); LU 13 (Leonard 5, Walker 2, Rollyson 2, Peace 2, Foreid, Stagaitiene)
TECHNICAL FOULS - None
OFFICIALS: Thomas Baldwinelli, Kristi Vera, Mariyn Correll
ATTENDANCE: 2,751

Virginia Tech 80, Radford 46
Dec. 12, 2001; Dedmon Center

VT (80)	MP	FG	FT	R	A	PF	TP
Hicks	21	3-6	0-0	8	4	1	7
Jones	19	3-7	4-5	3	0	0	10
Kublina	21	7-12	6-6	10	0	1	22
Lipton	20	1-3	0-0	4	3	3	3
Starling	24	5-9	0-0	2	4	0	10
Owings	13	0-2	0-0	1	2	1	0
DuBose	16	4-6	2-2	5	0	2	10
Guarneri	23	1-3	1-2	3	2	1	3
O'Brien	6	0-2	0-0	0	0	0	0
Simmons	13	4-5	2-2	3	0	2	11
Gibson	24	2-8	0-2	6	0	3	4
Team				2			
Totals	200	30-63	15-19	47	15	14	80

RU (46)	MP	FG	FT	R	A	PF	TP
Neby	12	3-6	2-2	3	1	3	8
Rickman	17	0-5	0-0	4	0	0	0
Allen	22	4-11	0-0	4	0	2	9
Williamson	21	0-2	0-0	3	2	2	0
Nicheporchuk	26	0-10	0-0	0	1	3	0
Ferguson	12	2-5	1-3	1	0	3	5
Kita	11	0-0	0-0	1	0	0	0
Pietrzyk	9	1-3	2-2	0	0	0	4
Silker	11	1-2	0-0	1	3	1	2
St. John	4	0-1	0-0	0	0	1	0
Bagwell	10	2-3	0-0	2	0	2	4
Brunjak	14	0-3	4-4	0	0	1	4
Perez	9	0-1	0-0	1	0	0	0
Sharkey	11	1-1	2-2	4	0	0	4
Donald	11	1-2	4-6	2	0	1	6
Team				4			
Totals	200	15-55	14-16	30	7	19	46

Virginia Tech	38	42	—	80
Radford	17	29	—	46

PERCENTAGES:

VT	FG%	47.6	3PT%	62.5	FT%	78.9
RU	FG%	27.3	3PT%	15.4	FT%	87.5

3-POINTERS - VT 5 (Kublina 2, Hicks, Lipton, Simmons); RU 2 (Allen, Ferguson)
BLOCKED SHOTS - VT 4 (Hicks 2, Gibson 2); RU 5 (Bagwell 2, Rickman, St. John, Sharkey)
STEALS - VT 13 (DuBose 4, Starling 3, Guarneri 3, Jones, Kublina, Gibson); RU 5 (Kita 2, Allen, Ferguson, Pietrzyk)
TURNOVERS - VT 19 (DuBose 3, Gibson 3, Kublina 2, Starling 2, Owings 2, Guarneri 2, Simmons 2, Hicks, Jones, Lipton); RU 24 (Nicheporchuk 6, Rickman 3, Silker 3, Williamson 2, Pietrzyk 2, Sharkey 2, Allen, Ferguson, Kita, St. John, Brunjak, Perez)
TECHNICAL FOULS - None
OFFICIALS: D. Outlaw, C. Jones, J. Freeman
ATTENDANCE: 475

Virginia Tech 70, James Madison 47
Dec. 21, 2001; JMU Convocation Center

VT (70)	MP	FG	FT	R	A	PF	TP
Kublina	32	7-15	4-5	5	1	2	18
Hicks	32	5-9	2-2	6	3	2	16
Jones	25	4-5	2-4	6	1	1	10
Lipton	15	0-2	0-0	0	3	3	0
Starling	19	1-6	2-2	2	1	3	4
Owings	16	2-3	0-0	1	6	0	4
DuBose	9	0-0	2-2	0	0	1	2
Guarneri	27	3-7	1-2	7	2	1	8
O'Brien	4	0-0	0-0	1	0	1	0
Simmons	7	2-4	0-0	1	0	1	4
Gibson	14	2-4	0-0	2	0	2	4
Team				5			
Totals	200	26-55	13-17	36	18	17	70

JMU (47)	MP	FG	FT	R	A	PF	TP
Morgan	37	6-14	7-8	8	0	1	20
Price	32	3-11	4-8	4	1	2	10
Franklin	21	1-10	0-2	3	0	2	2
Cichowicz	33	1-4	4-4	2	2	4	6
Kenner	35	2-3	0-0	3	4	0	5
Warner	3	0-0	0-0	0	0	0	0
Liburd	9	0-0	0-1	1	0	0	0
Alexander	2	0-0	0-0	1	0	0	0
Williams	12	1-2	0-2	3	0	3	2
Harbarger	16	0-2	2-2	2	0	2	2
Team				3			
Totals	200	14-46	17-27	30	7	14	47

Virginia Tech	34	36	—	70
James Madison	22	25	—	47

PERCENTAGES:

VT	FG%	47.3	3PT%	55.6	FT%	76.5
JMU	FG%	30.4	3PT%	28.6	FT%	63.0

3-POINTERS - VT 5 (Hicks 4, Guarneri); JMU 2 (Morgan, Keener)
BLOCKED SHOTS - VT 7 (Kublina 4, Jones, Guarneri, Gibson); JMU 3 (Franklin 3)
STEALS - VT 3 (Guarneri 2, Jones); JMU 4 (Kenner 2, Cichowicz, Harbarger)
TURNOVERS - VT 11 (Starling 3, Guarneri 3, DuBose 2, Kublina, Hicks, Simmons); JMU 15 (Price 3, Franklin 3, Cichowicz 3, Keener 2, Williams 2, Team 2)
TECHNICAL FOULS - None
OFFICIALS: Susan Blauch, Tom Danaher, Kim Watt
ATTENDANCE: 1,246

Virginia Tech 76, Gardner-Webb 39
Dec. 28, 2001; Cassell Coliseum

GW (39)	MP	FG	FT	R	A	PF	TP
Andorful	32	2-5	2-4	4	1	2	6
Boles	18	2-5	1-3	3	1	4	5
Tomporek	34	3-6	2-4	3	0	3	8
Collins	26	2-6	2-2	3	1	1	6
Gravel	29	2-11	2-2	3	1	4	6
Creasman	4	0-0	0-0	0	0	0	0
Henderson	13	0-1	0-0	1	0	1	0
Hammond	22	2-6	0-0	1	0	0	4
Guzman	22	2-6	0-0	5	0	1	4
Team				6			
Totals	200	15-46	9-15	29	4	16	39


VT (76)	MP	FG	FT	R	A	PF	TP
Hicks	25	3-9	0-0	8	7	1	8
Jones	18	2-4	2-3	5	0	0	6
Kublina	24	6-11	0-0	3	2	1	12
Lipton	18	2-4	0-0	2	2	2	4
Starling	19	6-11	2-4	0	4	2	15
Owings	16	2-3	1-2	4	0	1	5
DuBose	20	5-8	0-0	7	0	1	10
Guarneri	23	2-6	0-0	3	7	2	5
O'Brien	6	0-0	0-0	1	0	1	0
Simmons	13	3-3	1-1	2	0	1	7
Gibson	18	2-8	0-2	5	0	2	4
Team				5			
Totals	200	33-67	6-12	45	22	14	76

Gardner-Webb	24	15	—	39
Virginia Tech	32	44	—	76

PERCENTAGES:

GW	FG%	32.6	3PT%	0.0	FT%	60.0
VT	FG%	49.3	3PT%	44.4	FT%	50.0

3-POINTERS - GW 0; VT 4 (Hicks 2, Starling, Guarneri)
BLOCKED SHOTS - GW 3 (Hammond 2, Gravel); VT 5 (Hicks, Kublina, Lipton, Owings, DuBose)
STEALS - GW 13 (Andorful 5, Collins 3, Guzman 3, Gravel 2); VT 11 (Starling 4, Guarneri 2, Gibson 2, Simmons, DuBose, Owings)
TURNOVERS - GW 25 (Collins 7, Tomporek 4, Gravel 4, Guzman 4, Boles 3, Henderson 2, Andorful); VT 17 (Hicks 3, Guarneri 3, Gibson 3, Lipton 2, Starling 2, Kublina, Owings, DuBose, Simmons)
TECHNICAL FOULS - None
OFFICIALS: Barbara Smith, Joanne Aldrich, Ken Drayton
ATTENDANCE: 1,252



Virginia Tech 83, Hampton 43
Lady Luck Classic
Dec. 29, 2001; Cassell Coliseum

HT (43)	MP	FG	FT	R	A	PF	TP
Brathwaite	25	0-7	1-2	5	1	3	1
Johnson	34	2-7	4-5	6	0	3	8
Lancaster	29	0-3	1-2	2	1	0	1
Dixon	30	3-14	4-4	3	0	2	11
Noa	34	7-18	2-3	2	1	1	18
Wynn	6	0-2	2-4	0	0	0	2
Ellis	6	0-1	0-0	0	0	1	0
Thompson	11	0-2	0-2	1	0	0	0
Burnham	18	1-1	0-0	4	0	1	2
Blanding	1	0-0	0-0	0	0	0	0
Sawyer	6	0-1	0-0	0	0	1	0
Team				4			
Totals	200	13-56	14-22	27	4	12	43

VT (83)	MP	FG	FT	R	A	PF	TP
Hicks	24	2-7	4-4	5	9	1	8
Jones	21	8-9	1-1	6	0	0	17
Kublina	22	5-9	2-2	9	1	2	12
Lipton	23	1-4	0-0	2	3	2	2
Starling	23	2-7	2-2	4	1	1	6
Owings	11	4-7	0-0	5	2	2	9
DuBose	13	3-6	0-0	6	0	2	6
Guarneri	19	1-4	0-0	2	4	2	3
O'Brien	5	0-1	0-0	1	1	0	0
Simmons	15	3-6	0-0	3	1	3	6
Gibson	24	6-7	2-4	9	1	2	14
Team				1			
Totals	200	35-67	11-13	53	23	19	83

Hampton	20	23	—	43
Virginia Tech	44	39	—	76

PERCENTAGES:

HU	FG%	23.2	3PT%	25.0	FT%	63.6
VT	FG%	52.2	3PT%	40.0	FT%	84.6

3-POINTERS - HU 3 (Noa 2, Dixon); VT 2 (Owings, Guarneri)
BLOCKED SHOTS - HU 1 (Noa); VT 7 (Hicks 2, Jones, Kublina, DuBose, O'Brien, Gibson)
STEALS - HU 6 (Brathwaite 2, Lancaster 2, Noa, Burnham); VT 11 (Lipton 3, Guarneri 3, Starling 2, Gibson 2, DuBose)
TURNOVERS - HU 19 (Dixon 7, Noa 4, Brathwaite 2, Lancaster 2, Ellis, Thompson, Burnham, Blanding); VT 18 (Kublina 4, Lipton 3, Guarneri 3, Gibson 3, Hicks 2, Starling, Owings, DuBose)
TECHNICAL FOULS - None
OFFICIALS: Barbara Smith, Kathy Lynch, Angela Crawford
ATTENDANCE: 1,439

Virginia Tech 68, Clemson 58
Jan. 3, 2002; Cassell Coliseum

CU (58)	MP	FG	FT	R	A	PF	TP
Glenny	22	0-6	0-0	3	2	2	0
Aderhold	33	3-10	4-4	5	0	0	11
Slosser	20	3-5	1-1	2	0	3	7
Scott	31	6-13	3-3	3	1	3	16
Floyd	34	6-15	2-2	2	2	3	14
Queen	16	1-3	0-2	2	0	5	2
Vasilas	2	0-0	0-0	0	0	0	0
Roper	17	1-6	2-2	5	2	2	4
Shafer	3	0-1	0-0	1	0	0	0
Andrew	21	2-5	0-0	5	0	4	4
Blackmon	1	0-0	0-0	0	0	0	0
Team				4			
Totals	200	22-64	12-14	32	7	22	58

VT (68)	MP	FG	FT	R	A	PF	TP
Kublina	36	7-12	3-3	10	3	3	17
Hicks	40	3-12	7-8	3	3	4	15
Jones	32	4-6	0-1	9	2	1	8
Lipton	22	2-3	2-5	1	1	3	7
Starling	36	5-11	5-8	6	1	2	16
Owings	1	0-0	0-0	0	0	0	0
Guarneri	21	0-1	0-1	3	2	1	0
Gibson	12	2-2	1-2	5	0	0	5
Team				2			
Totals	200	23-47	18-28	39	12	14	68

Clemson	22	36	—	58
Virginia Tech	36	32	—	68

PERCENTAGES:

CU	FG%	34.4	3PT%	28.6	FT%	85.7
VT	FG%	48.9	3PT%	28.6	FT%	64.3

3-POINTERS - CU 2 (Aderhold, Scott); VT 4 (Hicks 2, Lipton, Starling)
BLOCKED SHOTS - CU 2 (Aderhold, Andrew); VT 6 (Kublina 6)
STEALS - CU 6 (Glenny, Aderhold, Slosser, Roper, Shafer, Andrew); VT 4 (Kublina 2, Starling, Guarneri)
TURNOVERS - CU 11 (Scott 4, Floyd 3, Aderhold, Roper, Andrew, Team); VT 17 (Hicks 5, Starling 4, Lipton 3, Guarneri 3, Kublina, Owings)
TECHNICAL FOULS - None
OFFICIALS: Robert Schildt, Daryl Humprey, Denise Brooks-Clouser
ATTENDANCE: 1,666

Virginia Tech 62, Syracuse 56
Jan. 5, 2002; Cassell Coliseum

SU (56)	MP	FG	FT	R	A	PF	TP
Wright	30	6-10	0-0	6	2	3	12
Newman	30	4-10	0-0	6	1	0	9
Nwagbo	32	4-8	0-0	7	1	4	8
McBride	38	2-11	0-2	2	7	3	5
James	32	4-14	0-0	3	2	2	12
Perry	29	4-11	2-2	5	5	4	10
Trammell	9	0-0	0-0	1	0	1	0
Team				2			
Totals	200	24-64	2-4	32	18	17	56

VT (62)	MP	FG	FT	R	A	PF	TP
Hicks	40	5-11	2-2	3	2	1	14
Jones	31	3-6	7-9	10	0	0	13
Kublina	35	10-17	3-3	10	2	1	24
Lipton	32	0-3	0-2	1	2	2	0
Starling	27	2-5	0-0	3	3	4	5
Guarneri	21	0-1	0-0	1	5	2	0
Gibson	14	3-6	0-1	6	0	0	6
Team				3			
Totals	200	23-49	12-17	37	14	10	62

Syracuse	24	32	—	56
Virginia Tech	33	29	—	62

PERCENTAGES:

SU	FG%	37.5	3PT%	27.3	FT%	50.0
VT	FG%	46.9	3PT%	50.0	FT%	70.6

3-POINTERS - SU 6 (James 4, Newman, McBride); VT 4 (Hicks 2, Kublina, Starling)
BLOCKED SHOTS - SU 1 (Trammell); VT 9 (Kublina 6, Jones 2, Gibson)
STEALS - SU 8 (Perry 3, Nwagbo 2, Newman, McBride, James); VT 6 (Kublina 2, Jones, Lipton, Guarneri, Gibson)
TURNOVERS - SU 15 (McBride 6, Newman 3, Trammell 3, Wright, Nwagbo, Perry); VT 18 (Lipton 5, Starling 4, Jones 4, Guarneri 2, Kublina 2, Hicks)
TECHNICAL FOULS - None
OFFICIALS: Bonita Spence, Kim Watt, Ton Danaher
ATTENDANCE: 2,359

No. 24 Virginia Tech 73, No. 24 Boston College 52
Jan. 9, 2002; Cassell Coliseum

BC (52)	MP	FG	FT	R	A	PF	TP
Conway	33	2-15	0-0	4	3	1	4
Spears	27	1-4	3-4	6	0	4	5
Mackie	34	2-9	2-2	5	0	4	6
Stepherson	33	7-11	2-3	3	2	3	16
Jacobs	30	3-8	0-0	3	1	1	8
Droesch	24	4-13	2-3	5	0	3	11
Byers	10	0-1	0-0	1	0	2	0
Shield	9	0-0	2-2	1	0	1	2
Team				4			
Totals	200	19-61	11-14	32	6	19	52

VT (73)	MP	FG	FT	R	A	PF	TP
Hicks	33	2-6	0-0	7	2	1	4
Jones	21	2-5	4-6	1	1	2	8
Kublina	36	8-13	2-5	11	1	2	19
Lipton	31	1-4	3-4	2	3	2	5
Starling	31	7-8	4-5	3	3	3	19
DuBose	2	1-1	0-0	1	0	0	2
Guarneri	23	2-2	2-2	4	5	2	8
Simmons	1	0-0	0-0	0	0	0	0
Gibson	22	3-5	2-2	4	1	2	8
Team				3			
Totals	200	26-44	17-24	33	16	14	73

#24 Boston College	27	25	—	52
#24 Virginia Tech	34	39	—	73

PERCENTAGES:

BC	FG%	31.1	3PT%	25.0	FT%	78.6
VT	FG%	59.1	3PT%	36.4	FT%	70.8

3-POINTERS - BC 3 (Jacobs 2, Droesch); VT 4 (Guarneri 2, Starling, Kublina)
BLOCKED SHOTS - BC 1 (Byers); VT 8 (Kublina 5, Lipton, Starling, Gibson)
STEALS - BC 12 (Conway 4, Jacobs 3, Mackie 2, Spears, Droesch, Byers); VT 5 (Hicks, Kublina, Starling, Guarneri, Gibson)
TURNOVERS - BC 18 (Mackie 6, Spears 4, Conway 2, Stepherson 2, Jacobs 2, Droesch, Byers); VT 19 (Kublina 4, Lipton 4, Starling 3, Hicks 2, Jones 2, Guarneri 2, Gibson 2)
TECHNICAL FOULS - None
OFFICIALS: June Courteau, John Morningstar, Susan Chue
ATTENDANCE: 2,322

No. 24 Virginia Tech 71, Georgetown 64
Jan. 12, 2002; McDonough Arena

VT (71)	MP	FG	FT	R	A	PF	TP
Hicks	40	5-12	7-9	5	7	2	17
Jones	22	2-7	2-3	3	0	1	6
Kublina	26	6-12	1-1	8	2	3	13
Lipton	33	1-4	0-1	2	3	2	2
Starling	30	4-13	4-4	4	0	3	12
Guarneri	18	1-3	0-0	0	0	0	3
Gibson	31	8-16	2-4	14	0	2	18
Team				2			
Totals	200	27-67	16-22	38	12	13	71

GU (64)	MP	FG	FT	R	A	PF	TP
Duany	38	7-15	4-4	11	3	5	18
Charles	40	1-4	3-4	10	3	2	5
Horvath	29	4-8	0-0	3	0	4	8
Lisicky	40	5-11	1-2	5	1	2	14
Walker	40	5-11	7-10	2	5	2	17
Belton	0+	0-0	0-0	0	0	1	0
Bendegue	12	1-3	0-0	1	0	2	2
Jackson	1	0-0	0-0	1	0	0	0
Team				2			
Totals	200	23-52	15-20	35	18	18	64

#24 Virginia Tech	31	40	—	71
Georgetown	31	33	—	64

PERCENTAGES:

VT	FG%	40.3	3PT%	10.0	FT%	72.7
GU	FG%	44.2	3PT%	42.9	FT%	75.0

3-POINTERS - VT 1 (Guarneri); GU 3 (Lisicky 3)
BLOCKED SHOTS - VT 2 (Kublina, Gibson); GU 4 (Horvath 2, Bendegue 2)
STEALS - VT 6 (Gibson 3, Guarneri, Starling, Kublina); GU 6 (Walker 3, Charles 2, Horvath)
TURNOVERS - VT 12 (Kublina 4, Lipton 4, Hicks 2, Guarneri, Gibson); GU 17 (Walker 4, Bendegue 4, Charles 3, Duany 2, Horvath 2, Lisicky, Jackson)
TECHNICAL FOULS - GU Bench
OFFICIALS: Bill Titus, Susan Blauch, Bryan Brunette
ATTENDANCE: 1,296

No. 20 Virginia Tech 67, West Virginia 62
Jan. 16, 2002; Cassell Coliseum

WVU (62)	MP	FG	FT	R	A	PF	TP
Carson	16	2-4	0-0	1	0	2	4
White	36	7-12	0-1	8	0	2	14
Paige	40	3-16	2-4	9	9	1	8
Sowho	40	8-15	0-0	7	0	5	18
Bulger	40	5-12	0-0	2	2	2	12
Horvath	1	0-0	0-0	0	0	0	0
Batch	27	2-6	2-2	6	0	2	6
Team				1			
Totals	200	27-65	4-7	34	11	14	62

VT (67)	MP	FG	FT	R	A	PF	TP
Hicks	37	2-10	4-6	6	1	1	10
Jones	31	5-8	2-2	4	0	3	12
Kublina	36	7-18	2-2	3	1	1	16
Lipton	37	2-2	0-0	3	4	0	4
Starling	33	5-8	7-8	4	2	2	19
Guarneri	13	0-1	0-0	2	1	0	0
Gibson	13	3-4	0-0	5	0	2	6
Team				2			
Totals	200	24-51	15-18	33	9	9	67

West Virginia	27	35	—	62
#20 Virginia Tech	38	39	—	67

PERCENTAGES:

WVU	FG%	41.5	3PT%	40.0	FT
-----	-----	------	------	------	----

No. 20 Virginia Tech 69, St. John's 50
Jan. 19, 2002; Cassell Coliseum

SJU (50)	MP	FG	FT	R	A	PF	TP
Rawson	18	2-6	0-0	3	0	5	4
Hudgens	23	0-3	0-0	2	2	2	0
Gulak	30	3-8	7-8	6	2	5	13
Brown	28	3-8	1-2	3	2	5	8
Statler	27	2-5	0-0	1	0	2	4
Stevens	23	2-10	6-6	2	2	1	11
Gyuris	22	0-2	2-2	2	1	3	2
Fowler	29	4-10	0-0	4	0	4	8
Team				4			
Totals	200	16-52	16-18	27	9	27	50

VT (69)	MP	FG	FT	R	A	PF	TP
Hicks	30	4-7	1-2	5	3	1	11
Jones	19	3-6	6-6	4	0	1	12
Kublina	31	3-12	3-4	12	1	2	9
Lipton	27	1-1	3-4	2	8	2	5
Starling	30	6-10	4-7	4	1	2	16
Owings	11	1-3	0-2	1	0	2	2
DuBose	9	1-2	0-0	2	0	3	2
Guarneri	16	0-1	0-1	0	2	0	0
O'Brien	1	0-0	2-4	1	0	0	2
Simmons	6	0-0	1-2	0	0	1	1
Gibson	20	3-4	3-4	6	0	3	9
Team				2			
Totals	200	22-46	23-36	39	15	17	69

St. John's		20	30	—			50
#20 Virginia Tech		39	30	—			69

PERCENTAGES:							
SJU	FG%	30.8	3PT%	25.0	FT%		88.9
VT	FG%	47.8	3PT%	22.2	FT%		63.9

3-POINTERS - SJU 2 (Brown, Stevens); VT 2 (Hicks 2)
BLOCKED SHOTS - SJU 0; VT 6 (Jones 2, Hicks 2, Kublina, Gibson)
STEALS - SJU 4 (Hudgens 2, Brown 2); VT 12 (Starling 6, Jones 2, Kublina 2, Lipton, Guarneri)
TURNOVERS - SJU 18 (Stevens 5, Gulak 4, Brown 4, Statler 2, Fowler 2, Gyuris); VT 19 (Jones 3, Kublina 3, Lipton 3, Hicks 2, Starling 2, Simmons 2, Gibson 2, Owings, DuBose)
TECHNICAL FOULS - None
OFFICIALS: Angie Lewis, John Palmero, Kim Watt
ATTENDANCE: 2,228

Syracuse 75, No. 16 Virginia Tech 59
Jan. 23, 2002; Manley Field House

VT (59)	MP	FG	FT	R	A	PF	TP
Hicks	40	7-14	1-4	5	4	4	18
Jones	34	0-4	2-2	2	2	2	2
Kublina	36	8-17	1-1	7	1	2	17
Lipton	24	1-5	0-2	1	3	4	2
Starling	33	4-16	3-3	1	0	4	13
Guarneri	23	1-3	0-0	4	7	3	3
Gibson	10	2-4	0-2	4	0	1	4
Team				4			
Totals	200	23-63	7-14	25	17	20	59

SU (75)	MP	FG	FT	R	A	PF	TP
Wright	38	4-9	0-1	8	2	1	8
Newman	15	4-5	1-1	3	0	0	10
Omanovic	17	2-3	0-0	4	0	3	4
McBride	38	5-13	4-6	7	4	1	16
James	40	6-10	2-4	5	1	2	17
Perry	29	4-8	8-10	12	1	2	16
Nwagbo	23	1-1	2-2	4	2	3	4
Team				2			
Totals	200	26-49	17-24	47	10	12	75

#16 Virginia Tech	30	29	—	59
Syracuse	31	44	—	75

PERCENTAGES:							
VT	FG%	36.5	3PT%	25.0	FT%		50.0
SU	FG%	53.1	3PT%	46.2	FT%		70.8

3-POINTERS - VT 6 (Hicks 3, Starling 2, Guarneri); SU 6 (James 3, McBride 2, Newman)
BLOCKED SHOTS - VT 0; SU 2 (Perry 2)
STEALS - VT 8 (Lipton 3, Jones 2, Guarneri 2, Starling); SU 6 (Wright 2, Perry 2, Omanovic, Nwagbo)
TURNOVERS - VT 11 (Starling 3, Lipton 2, Gibson 2, Hicks 3, Jones, Kublina, Guarneri); SU 21 (McBride 7, Nwagbo 5, Perry 3, Omanovic 3, Wright 2, Newman)
TECHNICAL FOULS - None
OFFICIALS: Dennis DeMayo, Joe Oliverio, Dave Stewart
ATTENDANCE: 522

Notre Dame 64, No. 16 Virginia Tech 57
Jan. 26, 2002; Joyce Center

VT (64)	MP	FG	FT	R	A	PF	TP
Kublina	29	9-19	0-4	6	0	2	20
Hicks	39	6-12	0-0	4	4	4	15
Jones	32	2-5	0-2	6	1	1	4
Lipton	26	0-2	0-0	1	6	4	0
Starling	37	1-9	4-4	2	1	4	7
DuBose	4	1-1	0-0	0	0	1	2
Guarneri	19	3-5	0-0	3	1	0	7
Gibson	14	1-4	0-0	3	1	4	2
Team				8			
Totals	200	23-57	4-10	33	14	20	57

UND (64)	MP	FG	FT	R	A	PF	TP
Haney	23	1-5	0-0	5	0	2	2
Batteast	29	9-17	7-8	7	1	3	26
Barksdale	12	1-2	0-0	0	0	2	2
Ratay	37	6-10	7-7	4	0	1	22
Bustamante	4	0-1	0-0	2	0	1	0
Severe	36	1-2	2-2	3	6	4	4
Borton	28	1-8	0-0	5	0	0	2
Wicks	23	2-6	0-0	8	1	0	6
Flecky	8	0-2	0-2	1	2	0	0
Team				2			
Totals	200	21-53	16-19	37	10	13	64

#16 Virginia Tech	24	33	—	57
Notre Dame	30	34	—	64

PERCENTAGES:							
VT	FG%	40.4	3PT%	43.8	FT%		40.0
UND	FG%	39.6	3PT%	54.5	FT%		84.2

3-POINTERS - VT 7 (Hicks 3, Kublina 2, Guarneri, Starling); UND 6 (Ratay 3, Wicks 2, Batteast)
BLOCKED SHOTS - VT 4 (Kublina 4); UND 5 (Borton 2, Haney, Bustamante, Wicks)
STEALS - VT 1 (Starling); UND 4 (Batteast, Ratay, Severe, Borton)
TURNOVERS - VT 6 (Hicks 2, Guarneri 2, Lipton, DuBose); UND 7 (Severe 3, Haney, Batteast, Borton, Flecky)
TECHNICAL FOULS - None
OFFICIALS: Patty Broderick, Lisa Mattingly, Kathy Lynch
ATTENDANCE: 8,878



Leva Kublina led Tech's near-upset of No. 1 UConn with 17 points and 11 rebounds.

No. 1 Connecticut 59, No. 20 Virginia Tech 50
Jan. 29, 2002; Cassell Coliseum

UConn (59)	MP	FG	FT	R	A	PF	TP
Cash	33	5-13	0-0	7	1	4	10
Williams	26	1-2	0-2	3	1	2	2
Jones	35	8-13	2-3	8	1	2	19
Taurasi	34	3-10	7-9	5	2	3	13
Bird	36	3-9	6-7	3	1	0	13
Conion	9	0-0	0-0	1	0	0	0
Battle	13	0-1	2-2	0	1	1	2
Moore	14	0-0	0-0	3	0	3	0
Team				0			
Totals	200	20-48	17-23	30	14	15	59

VT (50)	MP	FG	FT	R	A	PF	TP
Hicks	40	3-8	0-0	2	0	5	9
Jones	26	1-4	3-4	2	2	4	5
Kublina	39	7-15	2-3	11	0	2	17
Lipton	16	1-1	0-0	0	2	2	3
Guarneri	36	2-4	0-0	7	5	3	5
Starling	28	1-10	5-6	1	1	3	7
Gibson	15	2-2	0-0	1	0	2	4
Team				2			
Totals	200	17-44	10-13	26	10	19	50

#1 Connecticut	28	31	—	59
#20 Virginia Tech	25	25	—	50

PERCENTAGES:							
UConn	FG%	41.7	3PT%	50.0	FT%		73.9
VT	FG%	38.6	3PT%	28.6	FT%		76.9

3-POINTERS - UConn 2 (Jones, Bird); VT 6 (Hicks 3, Kublina, Lipton, Guarneri)
BLOCKED SHOTS - UConn 3 (Moore 2, Williams); VT 5 (Kublina 3, Hicks, Gibson)
STEALS - UConn 11 (Bird 5, Williams 2, Moore 2, Jones, Taurasi); VT 3 (Guarneri 2, Starling)
TURNOVERS - UConn 14 (Bird 6, Jones 4, Cash 3, Taurasi); VT 20 (Guarneri 8, Hicks 6, Starling 3, Gibson 2, Jones)
TECHNICAL FOULS - None
OFFICIALS: June Courteau, Nan Sisk, Bruce Morris
ATTENDANCE: 6,069

No. 20 Virginia Tech 72, Miami 60
Feb. 5, 2002; Cassell Coliseum

UM (60)	MP	FG	FT	R	A	PF	TP
Wilkins	34	1-5	2-2	6	3	2	4
Fowler	32	4-6	2-3	4	2	2	10
Broussard	23	5-13	0-0	4	1	4	11
Saake	35	5-9	2-2	0	3	3	13
Wilson	21	1-4	0-0	1	1	1	2
Knight	7	1-3	1-1	1	0	3	3
James	20	3-7	0-0	0	2	3	7
McCormick	5	1-3	0-0	0	0	0	2
Hantlaub	11	2-3	0-0	3	0	1	4
Bodley	12	1-4	2-6	4	0	2	4
Team				4			
Totals	200	24-57	9-14	27	12	21	60

VT (72)	MP	FG	FT	R	A	PF	TP
Hicks	38	8-11	0-0	7	5	3	20
Jones	27	3-5	6-8	3	2	0	12
Kublina	31	3-12	4-4	7	1	3	10
Lipton	36	0-1	0-1	2	5	2	0
Guarneri	33	2-4	3-4	6	4	1	8
DuBose	2	0-0	2-2	0	0	0	2
Starling	10	2-2	4-6	2	2	3	8
Simmons	2	0-0	0-0	0	0	0	0
Gibson	21	6-8	0-0	2	0	3	12
Team				2			
Totals	200	24-43	19-25	31	19	15	72

Miami	34	26	—	60
#20 Virginia Tech	30	42	—	72

PERCENTAGES:							
UM	FG%	42.1	3PT%	25.0	FT%		64.3
VT	FG%	55.8	3PT%	55.6	FT%		76.0

3-POINTERS - UM 3 (Broussard, Saake, James); VT 5 (Hicks 4, Guarneri)
BLOCKED SHOTS - UM 2 (Wilkins, Bodley); VT 7 (Kublina 3, Gibson 3, DuBose)
STEALS - UM 15 (Saake 7, Wilkins 3, Broussard 2, Fowler, Wilson, McCormick); VT 7 (Jones 2, Gibson 2, Kublina, Guarneri, Starling)
TURNOVERS - UM 21 (Broussard 6, Saake 3, Wilson 3, Wilkins 2, Fowler 2, James, McCormick, Bodley); VT 23 (Kublina 8, Hicks 5, Lipton 4, Starling 4, Guarneri, Simmons)
TECHNICAL FOULS - None
OFFICIALS: Bob Trammell, Joanne Aldrich, Norma Jones
ATTENDANCE: 2,455

No. 1 Connecticut 77, No. 20 Virginia Tech 42
Feb. 10, 2002; Gampel Pavilion

VT (42)	MP	FG	FT	R	A	PF	TP
Hicks	30	2-10	0-0	2	1	1	5
Jones	22	2-4	0-0	5	0	1	4
Kublina	27	2-7	0-0	3	0	2	4
Lipton	25	0-0	0-0	2	1	0	0
Guarneri	32	3-5	2-2	2	6	4	9
Owings	5	0-0	0-0	0	0	0	0
DuBose	3	0-1	0-0	0	0	0	0
Starling	25	4-9	2-2	3	1	0	10
Simmons	6	1-3	1-2	3	0	1	3
Gibson	25	3-7	1-2	2	0	3	7
Team				6			
Totals	200	17-46	6-8	28	9	12	42

UConn (77)	MP	FG	FT	R	A	PF	TP
Cash	25	6-9	2-3	6	2	2	14
Williams	22	6-7	3-5	5	0	1	15
Jones	25	6-11	2-3	2	1	1	14
Taurasi	31	3-7	1-1	4	4	2	7
Bird	31	6-11	0-0	4	6	1	13
Valley	9	1-1	0-0	0	1	0	2
Conlon	19	2-5	0-0	2	0	1	5
Marron	4	0-1	2-2	1	0	0	2
Battle	20	2-3	0-0	1	0	1	4
Moore	14	0-1	1-2	0	1	3	1
Team				2			
Totals	200	32-56	11-16	29	15	12	77

#20 Virginia Tech	19	23	—	42
#1 Connecticut	37	40	—	77

PERCENTAGES:

VT	FG%	37.0	3PT%	12.5	FT%	75.0
UConn	FG%	57.1	3PT%	20.0	FT%	68.8

3-POINTERS - VT 2 (Hicks, Guarneri); UConn 2 (Bird, Conlon)
BLOCKED SHOTS - VT 2 (Hicks, Gibson); UConn 5 (Cash, Jones, Taurasi, Battle, Moore)
STEALS - VT 4 (Guarneri 4); UConn 14 (Cash 5, Bird 3, Williams 2, Taurasi 2, Conlon, Moore)
TURNOVERS - VT 26 (Guarneri 8, Starling 5, Team 4, Hicks 3, Jones 3, Kublina, Lipton, Gibson); UConn 13 (Cash 4, Bird 2, Battle 2, Williams, Jones, Taurasi, Valley, Moore)
TECHNICAL FOULS - None
OFFICIALS: Patty Broderick, Bryan Enterline, Patti Fernandes
ATTENDANCE: 10,027

Providence 67, No. 21 Virginia Tech 61
Feb. 13, 2002; Alumni Hall

VT (61)	MP	FG	FT	R	A	PF	TP
Hicks	39	1-10	0-0	5	4	1	2
Jones	21	3-5	6-6	2	0	2	12
Kublina	34	5-11	2-2	7	1	3	12
Lipton	31	2-3	0-0	3	1	5	4
Guarneri	24	3-3	2-2	3	6	4	9
Owings	15	1-1	0-0	1	2	1	3
Starling	11	1-2	2-2	0	1	1	4
Gibson	25	6-9	3-6	10	0	4	15
Team				4			
Totals	200	22-44	15-18	35	15	21	61

PC (67)	MP	FG	FT	R	A	PF	TP
Simmonds	29	3-14	3-5	6	1	4	9
Epstein	26	2-8	0-0	3	2	2	4
Trippany	36	3-7	6-7	6	0	3	12
Vozab	34	5-9	0-0	1	2	2	13
Blackwell	23	2-4	1-2	1	5	0	6
Quinn	18	2-6	3-3	3	3	1	8
Kilgore	14	1-4	2-2	1	0	2	4
Keefe	1	0-0	0-0	0	0	0	0
Hawley-Stewart	3	0-2	1-2	2	0	0	1
Freeburg	1	0-0	3-4	0	0	0	3
Wheeler	15	3-4	0-0	3	1	1	7
Team				3			
Totals	200	21-58	19-25	29	14	15	67

#21 Virginia Tech	27	34	—	61
Providence	33	34	—	67

PERCENTAGES:

VT	FG%	50.0	3PT%	33.3	FT%	83.3
PC	FG%	36.2	3PT%	54.5	FT%	76.0

3-POINTERS - VT 2 (Guarneri, Owings); PC 6 (Vozab 3, Blackwell, Quinn, Wheeler)
BLOCKED SHOTS - VT 2 (Kublina 2); PC 1 (Trippany)
STEALS - VT 14 (Guarneri 4, Kublina 3, Jones 2, Gibson 2, Hicks, Lipton, Starling); PC 13 (Trippany 3, Blackwell 3, Simmonds 2, Vozab, Epstein, Quinn, Kilgore, Hawley-Stewart)
TURNOVERS - VT 30 (Hicks 6, Kublina 6, Lipton 6, Owings 4, Gibson 3, Guarneri 3, Jones, Team); PC 19 (Epstein 6, Blackwell 6, Simmonds 2, Quinn 2, Trippany, Hawley-Stewart, Wheeler)
TECHNICAL FOULS - None
OFFICIALS: Lisa Mattingly, Jack Riordan, Frank Geiselman
ATTENDANCE: 413

No. 21 Virginia Tech 74, Seton Hall 52
Feb. 17, 2002; Cassell Coliseum

SHU (52)	MP	FG	FT	R	A	PF	TP
Lindqvist	36	6-19	0-0	3	3	3	13
Phillip	16	0-2	0-0	1	0	4	0
Murray	25	1-4	2-2	4	0	3	4
Langelier	24	4-11	4-5	4	1	1	14
Burgess	30	0-1	0-0	2	5	2	0
Duelund	6	0-2	0-0	0	0	1	0
Carroll	10	0-5	0-0	2	1	0	0
Bush	20	0-2	0-0	3	0	2	0
Thomas	33	8-13	5-5	6	1	4	21
Team				1			
Totals	200	19-59	11-12	26	11	20	52

VT (74)	MP	FG	FT	R	A	PF	TP
Hicks	33	4-10	0-0	5	3	3	9
Jones	30	3-7	7-11	7	0	3	13
Kublina	19	11-14	2-3	2	0	2	24
Lipton	32	1-3	0-0	2	6	2	3
Guarneri	29	1-3	0-0	7	6	1	2
Owings	2	0-1	0-0	0	0	0	0
DuBose	4	0-2	0-0	0	0	1	0
Starling	21	4-7	2-3	6	4	1	11
Simmons	3	0-0	0-0	0	0	0	0
Gibson	27	4-7	4-4	8	2	3	12
Team				3			
Totals	200	28-54	15-21	40	21	16	74

Seton Hall	22	30	—	52
#21 Virginia Tech	31	43	—	74

PERCENTAGES:

SHU	FG%	32.2	3PT%	20.0	FT%	91.7
VT	FG%	51.9	3PT%	30.0	FT%	71.4

3-POINTERS - SHU 3 (Langelier 2, Lindqvist); VT 3 (Hicks, Lipton, Starling)
BLOCKED SHOTS - SHU 1 (Thomas); VT 5 (Kublina 3, Hicks, Gibson)
STEALS - SHU 8 (Burgess 3, Bush 3, Murray, Duelund); VT 6 (Gibson 3, Hicks, Lipton, Guarneri)
TURNOVERS - SHU 14 (Thomas 5, Burgess 3, Phillip 2, Langelier 2, Bush, Carroll); VT 17 (Guarneri 4, Gibson 4, Kublina 3, Starling 3, Jones 2, Hicks)
TECHNICAL FOULS - None
OFFICIALS: June Courteau, Bonita Spence, Joanne Aldrich
ATTENDANCE: 3,014

Miami 55, No. 24 Virginia Tech 53
Feb. 20, 2002; Knight Sports Complex

VT (53)	MP	FG	FT	R	A	PF	TP
Hicks	37	2-8	2-2	5	3	4	6
Jones	34	0-2	3-6	10	1	3	3
Kublina	36	10-13	8-8	16	0	2	29
Lipton	33	0-3	0-2	3	4	1	0
Guarneri	28	1-4	0-0	1	5	1	3
Starling	22	2-10	5-5	2	1	4	10
Simmons	1	0-0	0-0	0	0	1	0
Gibson	9	1-3	0-0	3	0	3	2
Team				4			
Totals	200	16-43	18-23	44	14	19	53

UM (55)	MP	FG	FT	R	A	PF	TP
Wilkins	28	1-3	1-4	6	1	3	3
Fowler	31	3-12	6-7	6	1	3	12
Broussard	28	9-16	3-7	3	2	5	22
James	34	4-9	0-2	6	4	4	9
Saake	39	3-11	0-0	5	1	2	6
McCormick	6	0-2	0-0	1	1	0	0
Phanord	11	1-1	0-1	2	1	1	2
Wilson	3	0-0	0-0	0	0	0	0
Hartlaub	17	0-3	1-2	1	2	0	1
Bodley	3	0-3	0-0	3	0	0	0
Team				3			
Totals	200	21-60	11-23	36	13	18	55

#24 Virginia Tech	26	27	—	53
Miami	20	35	—	55

PERCENTAGES:

VT	FG%	37.2	3PT%	30.0	FT%	78.3
UM	FG%	35.0	3PT%	50.0	FT%	47.8

3-POINTERS - VT 3 (Kublina, Guarneri, Starling); UM 2 (Broussard, James)
BLOCKED SHOTS - VT 5 (Kublina 5); UM 3 (Saake 2, Broussard)
STEALS - VT 10 (Kublina 3, Guarneri 3, Jones 2, Lipton, Starling); UM 18 (Saake 7, Phanord 4, Broussard 3, James 3, Wilkins)
TURNOVERS - VT 24 (Guarneri 6, Lipton 5, Hicks 3, Kublina 3, Gibson 3, Starling 2, Jones, Team); UM 12 (Broussard 5, Wilson 2, Wilkins, Fowler, James, McCormick, Bodley)
TECHNICAL FOULS - None
OFFICIALS: Dennis DeMayo, Kathy Lynch, Susan Chue
ATTENDANCE: 753

Villanova 76, No. 24 Virginia Tech 64
Feb. 23, 2002; The Pavilion

VT (64)	MP	FG	FT	R	A	PF	TP
Hicks	40	5-12	1-5	5	5	1	14
Jones	15	0-2	0-0	2	1	0	0
Kublina	40	8-13	6-6	8	0	2	24
Lipton	36	0-2	0-0	3	4	3	0
Guarneri	25	2-3	0-0	1	2	4	5
Starling	25	5-14	2-2	4	0	5	12
Gibson	19	3-5	3-4	5	0	2	9
Team				2			
Totals	200	23-51	12-17	30	12	17	64

VU (76)	MP	FG	FT	R	A	PF	TP
Davis	38	5-7	0-0	4	2	2	13
Druckenmiller	24	1-5	0-0	6	0	1	3
Baker	29	3-4	2-2	3	3	4	8
Riley	39	10-13	13-14	4	2	1	34
Juhline	38	2-10	6-6	5	2	1	10
Rediger	4	1-1	0-0	1	0	1	2
Mix	21	1-6	1-2	3	5	2	3
Hilgenberg	3	0-1	0-0	0	0	0	0
Nash	4	1-1	0-0	0	1	0	3
Team				3			
Totals	200	24-48	22-24	27	15	12	76

#24 Virginia Tech	25	39	—	64
Villanova	39	37	—	76

PERCENTAGES:

VT	FG%	45.1	3PT%	75.0	FT%	70.6
VU	FG%	50.0	3PT%	46.2	FT%	91.7

3-POINTERS - VT 6 (Hicks 3, Kublina 2, Guarneri); VU 6 (Davis 3, Druckenmiller, Riley, Nash)
BLOCKED SHOTS - VT 0; VU 4 (Baker 2, Davis, Mix)
STEALS - VT 3 (Starling 3); VU 7 (Davis 2, Riley 2, Baker, Juhline, Hilgenberg)
TURNOVERS - VT 11 (Gibson 4, Lipton 2, Hicks 2, Jones, Kublina, Guarneri); VU 5 (Riley 3, Mix, Team)
TECHNICAL FOULS - None
OFFICIALS: Lisa Mattingly, Jack Riordan, Bryan Brunette
ATTENDANCE: 2,859



Nicole Jones had 13 points and seven boards against Seton Hall.

Virginia Tech 70, Rutgers 63
Feb. 26, 2002; Cassell Coliseum

RU (63)	MP	FG	FT	R	A	PF	TP
Cunningham	28	3-3	2-2	2	1	4	8
Chapman	20	4-6	1-2	4	2	0	10
Horton	38	7-17	0-0	4	5	3	16
Newton	25	3-5	0-0	5	0	4	6
McCullouch	39	5-9	0-0	4	0	1	14
Jett	32	3-10	2-2	1	5	3	9
Petillon	13	0-1	0-0	1	0	4	0
Theodoris	4	0-1	0-0	1	0	1	0
Richman	1	0-1	0-0	0	0	1	0
Team				2			
Totals	200	25-53	5-6	24	13	21	63

VT (70)	MP	FG	FT	R	A	PF	TP
Hicks	32	1-8	6-8	5	1	3	9
Jones	25	3-7	1-2	1	2	0	7
Kublina	36	9-13	6-10	11	2	2	26
Owings	4	0-0	0-0	1	0	0	0
Guarneri	32	3-6	0-0	2	5	1	7
Lipton	36	0-3	0-0	2	4	2	0
Starling	24	4-7	6-6	0	1	0	15
Gibson	11	2-3	2-2	4	0	1	6
Team				4			
Totals	200	22-47	21-28	30	15	9	70

Rutgers		29		34		—	63
Virginia Tech		34		36		—	70

PERCENTAGES:

RU	FG%	47.2	3PT%	42.1	FT%	83.3
VT	FG%	46.8	3PT%	41.7	FT%	75.0

3-POINTERS - RU 8 (McCullouch 4, Horton 2, Chapman, Jett); VT 5 (Kublina 2, Hicks, Guarneri, Starling)
BLOCKED SHOTS - RU 0; VT 8 (Kublina 4, Jones 2, Lipton, Gibson)
STEALS - RU 6 (Cunningham 2, Horton, Newton, McCullouch, Jett); VT 5 (Lipton 2, Hicks, Jones, Guarneri)
TURNOVERS - RU 11 (Cunningham 3, Horton 3, Chapman 2, Newton, Petillon, Theodoris); VT 9 (Kublina 3, Hicks 2, Guarneri 2, Jones, Starling)
TECHNICAL FOULS - None
OFFICIALS: Sally Bell, Mark Zentz, Janice Alibetri
ATTENDANCE: 2,944

BIG EAST CHAMPIONSHIP FIRST ROUND
Rutgers 44, Virginia Tech 43
Mar. 2, 2002; Louis Brown Athletic Center

RU (44)	MP	FG	FT	R	A	PF	TP
Cunningham	37	3-6	0-0	7	1	3	6
Chapman	22	0-3	0-0	0	0	1	0
Horton	23	1-5	2-2	4	1	4	4
Newton	33	2-3	3-4	4	3	2	7
McCullouch	34	3-9	2-4	4	2	2	8
Jett	30	5-13	3-4	3	2	3	15
Petillon	4	0-0	0-0	2	0	4	0
Theodoris	17	2-4	0-3	3	0	0	4
Team				2			
Totals	200	16-43	10-17	31	9	15	44

VT (43)	MP	FG	FT	R	A	PF	TP
Kublina	25	6-12	1-2	1	0	4	14
Hicks	40	1-5	2-2	5	4	1	5
Jones	37	1-4	0-0	11	1	4	2
Lipton	28	0-3	0-0	1	1	2	0
Guarneri	34	4-7	1-2	3	4	0	9
Starling	18	5-10	2-3	3	0	4	13
Gibson	18	0-2	0-0	3	1	1	0
Team				4			
Totals	200	17-43	6-9	28	11	16	43

Rutgers		22		22		—	44
Virginia Tech		17		26		—	43

PERCENTAGES:

RU	FG%	37.2	3PT%	20.0	FT%	58.8
VT	FG%	39.5	3PT%	25.0	FT%	66.7

3-POINTERS - RU 2 (Jett 2); VT 3 (Kublina, Hicks, Starling)
BLOCKED SHOTS - RU 3 (Cunningham, Horton, Theodoris); VT 3 (Kublina, Jones, Gibson)
STEALS - RU 7 (Newton 2, Jett 2, Cunningham, McCullouch, Theodoris); VT 2 (Guarneri, Gibson)
TURNOVERS - RU 12 (Cunningham 3, Chapman 3, Newton 2, Horton, McCullouch, Jett, Petillon); VT 15 (Kublina 3, Lipton 3, Hicks 2, Jones 2, Guarneri 2, Gibson 2, Starling)
TECHNICAL FOULS - None
OFFICIALS: Barbara Smith, Bonita Spence, Joanne Aldrich
ATTENDANCE: 3,650

WNIT FIRST ROUND
Virginia Tech 51, UNC Greensboro 45
Mar. 13, 2002; Cassell Coliseum

UNCG (45)	MP	FG	FT	R	A	PF	TP
Lambert	29	4-9	0-0	6	0	3	9
Dodgen	35	3-10	4-5	5	2	2	10
Reid	29	2-5	4-4	5	2	4	8
Foster	32	4-14	3-3	9	1	2	11
Eaton	31	0-3	0-0	5	2	0	0
Murray	22	1-6	1-2	1	3	2	3
Honeycutt	4	0-0	0-0	0	0	0	0
Britt	2	0-1	0-0	0	0	0	0
Hart	8	0-2	0-0	2	0	3	0
Reed	8	2-3	0-0	1	0	2	4
Team				5			
Totals	200	16-53	12-14	39	10	18	45

VT (51)	MP	FG	FT	R	A	PF	TP
Hicks	39	3-8	5-6	7	2	1	13
Jones	24	0-4	0-0	0	1	1	0
Kublina	34	2-14	2-2	14	0	2	7
Lipton	23	0-2	3-4	1	0	2	3
Guarneri	33	4-7	2-3	2	2	0	11
Owings	3	0-0	0-0	2	0	1	0
Starling	22	2-5	0-0	1	1	1	5
Simmons	13	3-5	1-1	0	0	4	7
Gibson	9	1-5	3-4	3	0	1	5
Team				3			
Totals	200	15-50	16-20	33	6	13	51

UNC Greensboro		18		27		—	45
Virginia Tech		25		26		—	51

PERCENTAGES:

UNCG	FG%	30.2	3PT%	16.7	FT%	85.7
VT	FG%	30.0	3PT%	41.7	FT%	80.0

3-POINTERS - UNCG 1 (Lambert); VT 5 (Hicks 2, Kublina, Guarneri, Starling)
BLOCKED SHOTS - UNCG 2 (Reed 2); VT 8 (Kublina 6, Simmons, Gibson)
STEALS - UNCG 6 (Dodgen 2, Lambert, Reid, Murray, Hart); VT 6 (Lipton 2, Guarneri 2, Simmons, Gibson)
TURNOVERS - UNCG 19 (Foster 4, Eaton 4, Lambert 3, Hart 3, Dodgen 2, Reid, Britt, Reed); VT 15 (Guarneri 5, Hicks 2, Jones 2, Kublina 2, Lipton, Starling, Simmons, Gibson)
TECHNICAL FOULS - None
OFFICIALS: Kim Watt, Carol Comanita, Norma Jones
ATTENDANCE: 1,665

WNIT SECOND ROUND
Virginia Tech 68, George Washington 52
Mar. 16, 2002; Cassell Coliseum

GW (52)	MP	FG	FT	R	A	PF	TP
Lawrence	27	2-5	2-3	2	2	3	6
Montanana	33	0-2	1-2	8	4	4	1
Oha	30	2-8	3-4	8	0	3	7
Joens	29	4-12	2-3	4	1	5	12
Outen Barlow	27	7-12	1-2	3	1	3	18
Tipps	1	0-0	0-0	0	0	0	0
Dancause	1	0-0	0-0	0	0	0	0
Witherspoon	20	1-3	0-0	0	3	2	2
Wright	1	0-0	0-0	0	0	2	0
Davidson	27	3-3	0-0	2	1	3	6
Darling	2	0-0	0-0	0	0	0	0
Williams	2	0-0	0-0	0	0	1	0
Team				6			
Totals	200	19-45	9-14	33	12	26	52

VT (68)	MP	FG	FT	R	A	PF	TP
Hicks	39	3-10	0-2	4	6	0	9
Jones	20	2-6	0-0	4	3	0	4
Kublina	33	8-21	4-5	9	1	4	21
Lipton	24	1-2	4-7	1	1	3	6
Guarneri	32	2-6	4-7	7	5	0	9
Starling	29	2-6	6-10	4	1	1	10
Simmons	5	0-2	0-0	0	0	4	0
Gibson	18	3-8	3-4	8	0	4	9
Team				6			
Totals	200	21-61	21-35	43	17	12	68

George Washington		32		20		—	52
Virginia Tech		27		41		—	68

PERCENTAGES:

GW	FG%	42.2	3PT%	50.0	FT%	64.3
VT	FG%	34.4	3PT%	35.7	FT%	60.0

3-POINTERS - GW 5 (Outen Barlow 3, Joens 2); VT 5 (Hicks 3, Kublina, Guarneri)
BLOCKED SHOTS - GW 5 (Oha 3, Montanana 2); VT 6 (Kublina 4, Starling, Gibson)
STEALS - GW 10 (Witherspoon 3, Lawrence 2, Davidson 2, Montanana, Joens, Outen Barlow); VT 16 (Guarneri 7, Lipton 3, Jones 2, Gibson 2, Hicks, Starling)
TURNOVERS - GW 27 (Lawrence 4, Montanana 4, Oha 4, Joens 4, Outen Barlow 4, Davidson 3, Wright 2, Dancause, Darling); VT 15 (Guarneri 4, Kublina 3, Starling 3, Lipton 2, Hicks, Simmons, Gibson)
TECHNICAL FOULS - GW (Oha), VT (Lipton)
OFFICIALS: Jim Dagostine, Wilson Rosemond, Tony Lippha
ATTENDANCE: 2,281

WNIT QUARTERFINAL
Virginia Tech 76, Vermont 48
Mar. 20, 2002; Cassell Coliseum

UV (48)	MP	FG	FT	R	A	PF	TP
Yantzi	35	7-11	0-1	6	0	3	14
McNamara	27	2-8	2-2	4	2	3	6
Cressman	27	0-6	1-2	4	1	3	1
Smith	33	3-8	3-4	2	3	2	9
Hall	31	4-8	2-7	4	4	2	11
Sabourin	5	0-0	0-0	0	1	0	0
Vine	2	0-0	0-0	0	0	0	0
MacAulay	13	0-1	0-0	0	0	0	0
Boardman	13	1-3	2-2	2	0	1	4
Spinka	14	1-2	0-0	3	1	2	3
Team				1			
Totals	200	18-47	10-18	26	12	16	48

VT (76)	MP	FG	FT	R	A	PF	TP
Hicks	28	8-11	2-2	5	3	2	22
Jones	22	2-6	0-1	2	2	1	4
Kublina	28	6-10	1-3	9	0	3	13
Lipton	25	1-4	0-0	4	2	3	3
Guarneri	31	1-6	0-0	7	10	0	2
Owings	11	1-1	0-0	0	1	0	2
DuBose	10	6-8	1-1	2	0	1	13
Starling	25	3-6	4-6	6	4	1	12
Simmons	7	0-3	0-0	1	1	1	0
Gibson	13	1-6	3-4	6	0	2	5
Team				1			
Totals	200	21-61	21-35	43	17	12	68

Vermont		31		17		—	48
Virginia Tech		45		31		—	76

PERCENTAGES:

UV	FG%	38.3	3PT%	25.0	FT%	55.6
VT	FG%	47.5	3PT%	50.0	FT%	64.7

3-POINTERS - UV 2 (Hall, Spinka); VT 7 (Hicks 4, Starling 2, Lipton)
BLOCKED SHOTS - UV 0; VT 4 (Kublina 3, Gibson)
STEALS - UV 6 (Cressman 2, Hall 2, Smith, Spinka); VT 8 (Guarneri 3, Hicks, Kublina, DuBose, Starling, Simmons)
TURNOVERS - UV 14 (Yantzi 4, McNamara 3, Cressman 2, Spinka 2, Smith, MacAulay, Boardman); VT 11 (Guarneri 3, Hicks 2, Lipton 2, Starling 2, Owings, Gibson)
TECHNICAL FOULS - None
OFFICIALS: Richard Adams, Kathy Lonergan, Bill Keaton
ATTENDANCE: 2,884

WNIT SEMIFINAL
Houston 77, Virginia Tech 72 (OT)
Mar. 23, 2002; Cassell Coliseum

UH (77)	MP	FG	FT	R	A	PF	TP
Muoneke	43	5-13	0-2	13	2	2	10
Curl	34	1-7	2-2	6	2	2	4
Harris	18	0-0	5-6	3	0	3	5
Jones	43	11-23	7-9	3	2	3	32
Oliver	41	2-6	0-0	1	2	3	4
Bush	35	8-20	2-2	5	2	4	22
Cotton	5	0-0	0-0	0	0	0	0
Carter	6	0-1	0-0	2	0	1	0
Team				2			
Totals	200	27-70	16-21	35	10	18	77

VT (72)	MP	FG	FT	R	A	PF	TP
Hicks	44	5-12	0-0	5	6	3	14
Jones	34	2-5	2-2	7	0	0	6
Kublina	35	10-23	10-12	8	2	3	32
Lipton	34	0-0	2-2	2	2	3	2
Guarneri	42	2-3</					

01-02 RESULTS & LEADERS

RECORD:	OVERALL	HOME	AWAY	NEUTRAL
ALL GAMES	21-11	15-2	5-8	1-1
CONFERENCE	9-7	7-1	2-6	0-0
NON-CONFERENCE	12-4	8-1	3-2	1-1

DATE	TIME	OPPONENT	W/L	SCORE	ATTEND	HIGH POINTS	HIGH REBOUNDS
11/15/01	7 p.m.	RICHMOND	W	76-62	1385	(22) STARLING, Chrystal	(11) JONES, Nicole
11/19/01	7 p.m.	#16 OLD DOMINION	W	68-62	1501	(20) STARLING, Chrystal	(9) JONES, Nicole
11-24-01	Noon †	vs Northwestern State	W	71-46	748	(17) STARLING, Chrystal	(8) JONES, Nicole
11/25/01	2:30 p.m. †	at #19 LSU	L	65-66	609	(28) HICKS, Sarah	(12) KUBLINA, Ieva
11/29/01	7:30 p.m.	at Virginia	L	58-60	2983	(18) KUBLINA, Ieva	(7) KUBLINA, Ieva
12/5/01	5:30 p.m. *	at Pittsburgh	W	83-64	442	(21) JONES, Nicole	(10) KUBLINA, Ieva
12/8/01	6 p.m.	at Liberty	W	56-40	2751	(13) STARLING, Chrystal	(5) DuBOSE, Rayna (5) HICKS, Sarah (5) GIBSON, Erin
12/12/01	7 p.m.	at Radford	W	80-46	475	(22) KUBLINA, Ieva	(10) KUBLINA, Ieva
12/21/01	7 p.m.	at JAMES MADISON	W	70-47	1634	(18) Kublina, Ieva	(7) Guarneri, Lisa
12/28/01	7 p.m. \$	GARDNER-WEBB	W	76-39	1252	(15) Starling, Chrystal	(8) Hicks, Sarah
12/29/01	7 p.m. \$	HAMPTON	W	83-43	1439	(17) Jones, Nicole	(9) Gibson, Erin (9) Kublina, Ieva
01/03/01	7 p.m.	CLEMSON	W	68-58	1666	(17) Kublina, Ieva	(10) Kublina, Ieva
01/05/02	7 p.m. *	SYRACUSE	W	62-56	2359	(24) Kublina, Ieva	(10) Kublina, Ieva (10) Jones, Nicole
01/09/02	7 p.m. *	#24 BOSTON COLLEGE	W	73-52	2322	(19) Starling, Chrystal (19) Kublina, Ieva	(11) Kublina, Ieva
01/12/02	4 p.m. *	at Georgetown	W	71-64	1296	(18) Gibson, Erin	(14) Gibson, Erin
01/16/02	7 p.m. *	WEST VIRGINIA	W	67-62	2934	(19) Starling, Chrystal	(6) Hicks, Sarah
01/19/02	2 p.m. *	ST. JOHN'S	W	69-50	2228	(16) Starling, Chrystal	(12) Kublina, Ieva
1/23/02	7 p.m. *	at Syracuse	L	59-75	522	(18) Hicks, Sarah	(7) Kublina, Ieva
01/26/02	6 p.m. *	at Notre Dame	L	57-64	8878	(20) Kublina, Ieva	(6) Kublina, Ieva (6) Jones, Nicole
01/29/02	7 p.m. *	#1 CONNECTICUT	L	50-59	6069	(17) Kublina, Ieva	(11) Kublina, Ieva
02/05/02	7 p.m. *	MIAMI	W	72-60	2455	(20) Hicks, Sarah	(7) Hicks, Sarah (7) Kublina, Ieva
2/10/02	2 p.m. *	at #1Connecticut	L	42-77	10027	(10) Starling, Chrystal	(5) Jones, Nicole
2/13/02	7 p.m. *	at Providence College	L	61-67	413	(15) Gibson, Erin	(10) Gibson, Erin
02/17/02	2 p.m. *	SETON HALL	W	74-52	3014	(24) Kublina, Ieva	(8) Gibson, Erin
2/20/02	7 p.m. *	at Miami	L	53-55	753	(29) Kublina, Ieva	(16) Kublina, Ieva
2/23/02	2 p.m. *	at Villanova Wildcats	L	64-76	2859	(24) Kublina, Ieva	(8) Kublina, Ieva
02/26/02	7 p.m. *	RUTGERS	W	70-63	2944	(26) Kublina, Ieva	(11) Kublina, Ieva
03/02/02	8 p.m. **	vs Rutgers	L	43-44	3650	(14) Kublina, Ieva	(11) Jones, Nicole
03/13/02	7 p.m. %	UNC GREENSBORO	W	51-45	1665	(13) Hicks, Sarah	(14) Kublina, Ieva
03/16/02	7 p.m. %	GEORGE WASHINGTON	W	68-52	2281	(21) Kublina, Ieva	(9) Kublina, Ieva
03/20/02	7 p.m. %	VERMONT	W	76-48	2884	(22) Hicks, Sarah	(9) Kublina, Ieva
03/23/02	7 p.m. %	HOUSTON	LOT	72-77	5409	(32) Kublina, Ieva	(8) Kublina, Ieva

* = Conference game
 † = LSU Crawfish Classic
 \$ = Lady Luck Classic
 ** = BIG EAST Conference Tournament
 %= WNIT

ATTENDANCE SUMMARY	GAMES	TOTALS	AVG/GAME
HOME	17	43807	2577
AWAY	13	33642	2588
NEUTRAL	2	4398	2199
TOTAL	32	81847	2558

Virginia Tech fans were rewarded as the Hokies had a 12-game winning streak, second longest in the program's history, last season.



2001-2002 STATISTICS

##	Player	TOTAL											3-PTS			REBOUNDS													
		GP	GS	Min	Avg	FG	FGA	Pct	3FG	FGA	Pct	FT	FTA	Pct	Off	Def	Tot	Avg	PF	FO	A	TO	Blk	Stl	Pts	Avg			
14	KUBLINA, Ieva	32	32	976	30.5	198	419	.473	20	53	.377	82	107	.766	74	175	249	7.8	74	0	30	74	86	23	498	15.6			
	Conference-Only	16	16	523	32.7	113	219	.516	10	29	.345	44	58	.759	34	98	132	8.3	31	0	15	41	48	13	280	17.5			
30	HICKS, Sarah	32	32	1101	34.4	133	309	.430	64	160	.400	56	76	.737	38	130	168	5.3	64	1	112	81	13	11	386	12.1			
	Conference-Only	16	16	568	35.5	61	156	.391	26	76	.342	26	40	.650	21	58	79	4.9	38	1	48	42	6	6	174	10.9			
22	STARLING, Chrystal	32	18	805	25.2	119	270	.441	22	68	.324	104	129	.806	33	64	97	3.0	78	2	50	60	6	33	364	11.4			
	Conference-Only	16	8	420	26.3	59	139	.424	11	41	.268	57	66	.864	16	24	40	2.5	42	1	24	33	4	17	186	11.6			
31	JONES, Nicole	32	31	856	26.8	88	178	.494	1	2	.500	84	115	.730	44	122	166	5.2	47	0	31	48	13	20	261	8.2			
	Conference-Only	16	16	422	26.4	38	86	.442	1	2	.500	57	77	.740	17	52	69	4.3	24	0	16	24	8	12	134	8.4			
54	GIBSON, Erin	32	0	533	16.7	84	168	.500	0	0	.000	34	59	.576	56	92	148	4.6	66	0	9	52	26	22	202	6.3			
	Conference-Only	16	0	289	18.1	52	91	.571	0	0	.000	20	31	.645	32	50	82	5.1	37	0	5	28	11	12	124	7.8			
21	GUARNERI, Lisa	32	13	776	24.3	51	115	.443	19	50	.380	22	36	.611	24	74	98	3.1	44	0	127	94	3	56	143	4.5			
	Conference-Only	16	8	390	24.4	25	50	.500	12	27	.444	10	13	.769	12	33	45	2.8	29	0	63	48	0	26	72	4.5			
20	LIPTON, Emily	32	31	903	28.2	25	86	.291	9	26	.346	29	54	.537	4	62	66	2.1	77	1	105	91	5	25	88	2.8			
	Conference-Only	16	15	486	30.4	12	42	.286	4	13	.308	6	16	.375	2	30	32	2.0	36	1	59	45	3	10	34	2.1			
15	DuBOSE, Rayna	13	0	118	9.1	24	41	.585	0	0	.000	15	151	.000	12	19	31	2.4	14	0	0	11	2	8	63	4.8			
	Conference-Only	6	0	24	4.0	3	7	.429	0	0	.000	2	21	.000	0	3	3	0.5	5	0	0	2	1	0	8	1.3			
12	OWINGS, Mollie	19	2	159	8.4	18	37	.486	3	4	.750	4	10	.400	8	13	21	1.1	16	0	17	17	2	2	43	2.3			
	Conference-Only	6	1	49	8.2	4	9	.444	1	1	1.000	0	2	.000	1	3	4	0.7	4	0	4	5	0	0	9	1.5			
42	SIMMONS, Davina	17	0	113	6.6	16	36	.444	1	2	.500	6	8	.750	6	10	16	0.9	16	0	4	12	1	3	39	2.3			
	Conference-Only	7	0	20	2.9	1	3	.333	0	1	.000	2	4	.500	3	0	3	0.4	3	0	0	3	0	0	4	0.6			
51	STROTHER, C.	5	1	38	7.6	2	8	.250	0	0	.000	5	9	.556	3	7	10	2.0	4	0	0	11	3	0	9	1.8			
	Conference-Only	1	0	3	3.0	0	1	.000	0	0	.000	0	0	.000	0	1	1	1.0	0	0	0	1	1	0	0	0.0			
10	RECCHIA, Fran	3	0	17	5.7	3	4	.750	1	2	.500	1	2	.500	0	0	0	0.0	1	0	1	1	0	0	8	2.7			
	Conference-Only	1	0	5	5.0	0	1	.000	0	1	.000	0	0	.000	0	0	0	0.0	0	0	0	0	0	0	0	0.0			
33	O'BRIEN, Kacy	6	0	30	5.0	1	5	.200	0	1	.000	2	4	.500	2	2	4	0.7	2	0	3	2	1	0	4	0.7			
	Conference-Only	1	0	1	1.0	0	0	.000	0	0	.000	2	4	.500	0	1	1	1.0	0	0	0	0	0	0	2	2.0			
TEAM REBOUNDS															47	60	107	3.3	0										
Conference-Only															21	29	50	3.1	0										
Virginia Tech	32					762	1676	.455	140	368	.380	444	624	.712	351	830	1181	36.9	503	4	489	563	161	203	2108	65.9			
Conference-Only	16					368	804	.458	65	191	.340	226	313	.722	159	382	541	33.8	249	3	234	279	82	96	1027	64.2			
Opponents	32					666	1764	.378	108	361	.299	391	564	.693	355	646	1001	31.3	569	-	341	512	86	276	1831	57.2			
Conference-Only	16					364	896	.406	66	188	.351	202	273	.740	186	314	500	31.3	271	6	190	232	36	144	996	62.2			

SCORE BY PERIODS:	1st	2nd	OT	Total
Virginia Tech	981	1118	9	2108
Opponents	849	968	14	1831

DEADBALL REBOUNDS:	OFF	DEF	TOTAL
Virginia Tech	83	13	96
Opponents	74	14	88

The 2001-2002 Hokies: (front, l to r) Coach Bonnie Henrickson, assistant Angie Lee, Mollie Owings, Nicole Jones, Sarah Hicks, Lisa Guarneri, assistant Karen Lange, assistant Katie O'Connor; (back, l to r) trainer Ron Estaban, Emily Lipton, Fran Recchia, Amy Lingenfelder, Chrystal Starling, Ieva Kublina, Erin Gibson, Rayna DuBose, Davina Simmons, manager Jen Negley and administrative assistant Kyra Elzy.



2001-2002 BIG EAST CONFERENCE RESULTS

Team	League Games					All Games					
	W	L	Pct.	H	A	W	L	Pct.	H	A	N
Connecticut	16	0	1.000	8-0	8-0	39	0	1.000	20-0	12-0	7-0
Notre Dame	13	3	.813	7-1	6-2	20	10	.667	13-1	6-7	1-2
Boston College	12	4	.750	8-0	4-4	23	8	.742	11-2	9-4	3-2
Villanova	12	4	.750	6-2	6-2	20	11	.645	8-5	8-5	4-1
Miami	10	6	.625	7-1	3-5	19	12	.613	12-3	5-8	2-1
Virginia Tech	9	7	.563	7-1	2-6	21	11	.656	15-2	5-8	1-1
Syracuse	9	7	.563	7-1	2-6	18	13	.581	10-3	6-8	2-2
Providence	7	9	.438	6-2	1-7	13	15	.464	9-3	4-10	0-2
Seton Hall	6	10	.375	5-3	1-7	15	14	.517	11-3	2-9	2-2
West Virginia	6	10	.375	5-3	1-7	14	14	.500	9-3	4-9	1-2
Rutgers	5	11	.313	3-5	2-6	9	20	.310	5-10	3-10	1-0
Georgetown	4	12	.250	1-7	3-5	12	16	.429	4-9	7-6	1-1
Pittsburgh	3	13	.188	2-6	1-7	8	19	.296	4-9	3-8	1-2
St. John's	0	16	.000	0-8	0-8	3	24	.111	0-11	1-12	2-1



Ieva Kublina led the BIG EAST in scoring last year, was second in blocked shots, and finished third in rebounding.

BIG EAST INDIVIDUAL STATISTICS

Scoring

#	Player-Team	Cl	G	FG	3FG	FT	Pts	Avg/G
1.	KUBLINA, Ieva-VT	SO	32	198	20	82	498	15.6
2.	BULGER, Kate-WVU	SO	28	164	76	28	432	15.4
3.	RATAY, Alicia-ND	JR	30	146	58	112	462	15.4
4.	CASH, Swin-UC	SR	39	220	0	140	580	14.9
5.	MCBRIDE, Julie-SU	SO	31	151	61	98	461	14.9
6.	JAMES, Jaime-SU	SR	31	157	72	67	453	14.6
7.	SELWYN, Laine-UP	JR	27	127	13	127	394	14.6
8.	TAURASI, Diana-UC	SO	39	200	92	72	564	14.5
9.	BIRD, Sue-UC	SR	39	198	69	98	563	14.4
10.	BROUSSARD, Chanivia-UM	SO	29	173	13	54	413	14.2
11.	JONES, Asjha-UC	SR	39	247	8	45	547	14.0
12.	SOWHO, Sherell-WVU	FR	28	139	32	78	388	13.9
13.	BATTEAST, Jacqueline-ND	FR	26	132	27	67	358	13.8
14.	JUHLINE, Trish-VU	JR	24	115	61	35	326	13.6
15.	HORTON, Mauri-RU	JR	28	136	60	32	364	13.0
16.	DUANY, Nok-GU	JR	27	121	1	94	337	12.5
17.	RILEY, Mimi-VU	SR	30	138	14	79	369	12.3
18.	HICKS, Sarah-VT	SR	32	133	64	56	386	12.1
19.	LINDQVIST, Cecilia-SHU	JR	28	121	48	47	337	12.0
20.	JACOBS, Amber-BC	SO	31	140	48	40	368	11.9

Rebounding

##	Player-Team	Cl	G	OFF	DEF	TOT	Avg/G
1.	CASH, Swin-UC	SR	39	136	200	336	8.6
2.	BATTEAST, Jacqueline-ND	FR	26	68	136	204	7.8
3.	KUBLINA, Ieva-VT	SO	32	74	175	249	7.8
4.	CUNNINGHAM, Davalyn-RU	SR	25	83	105	188	7.5
5.	WHITE, Eartha-WVU	JR	27	62	126	188	7.0
6.	MIX, Courtney-VU	SO	31	94	120	214	6.9
7.	WILLIAMS, Tamika-UC	SR	35	106	134	240	6.9
8.	PERRY, Shannon-SU	SO	29	71	121	192	6.6
9.	THOMAS, Charlene-SHU	SO	27	85	93	178	6.6
10.	JONES, Asjha-UC	SR	39	79	178	257	6.6
11.	SIMMONDS, Jessica-PC	FR	26	67	102	169	6.5
12.	TRIPPANY, Dani-PC	SR	28	69	104	173	6.2
13.	BATCH, Brandi-WVU	SR	28	71	98	169	6.0
14.	WILKINS, Shaquana-UM	SO	31	69	118	187	6.0
	BYARS, Rachel-BC	SR	31	64	123	187	6.0
16.	MURRAY, Susan-SHU	SR	29	65	107	172	5.9
17.	GULAK, Patrycja-SJU	FR	27	55	105	160	5.9
18.	SELWYN, Laine-UP	JR	27	60	98	158	5.9
19.	DUANY, Nok-GU	JR	27	53	104	157	5.8
20.	WRIGHT, Jazmine-SU	SR	31	86	94	180	5.8

Blocked Shots

##	Player-Team	Class	Gms	Blocks	Avg/G
1.	BARKSDALE, Amanda-ND	JR	26	78	3.00
2.	KUBLINA, Ieva-VT	SO	32	86	2.69
3.	JONES, Asjha-UC	SR	39	61	.56
4.	CASH, Swin-UC	SR	39	55	1.41
5.	BATTEAST, Jacqueline-ND	FR	26	36	1.38
6.	SIMMONDS, Jessica-PC	FR	26	35	1.35
7.	BODLEY, Martha-UM	SR	27	35	1.30
8.	BAKER, Stephanie-VU	SR	31	39	1.26
9.	LOVE, Bettina-UP	SR	26	32	1.23
10.	MURRAY, Susan-SHU	SR	29	35	1.21
	BROUSSARD, Chanivia-UM	SO	29	35	1.21
12.	TAURASI, Diana-UC	SO	39	46	1.18
13.	PHILLIP, Ayanna-SHU	SO	26	28	1.08
14.	MIX, Courtney-VU	SO	31	31	1.00
15.	BULGER, Kate-WVU	SO	28	27	0.96
	BATCH, Brandi-WVU	SR	28	27	0.96

Statistics include all games. To be ranked, a player must appear in at least 75% of their team's games.

VIRGINIA TECH

HOKIES OPPONENTS



Ieva Kublina and the Hokies again face a challenging schedule, including BIG EAST foes Connecticut and Notre Dame and strong non-conference teams as well



UNC GREENSBORO

Spartans

November 22 • Blacksburg, Va.

General Information

Location: Greensboro, North Carolina
Founded: 1891
Enrollment: 13,314
Colors: Gold, White & Navy
Conference: Southern
Chancellor: Dr. Patricia A. Sullivan
Athletics Director: Nelson E. Bobb
Home Court (cap.): Fleming Gymnasium (2,320)

Team Information

2001-2002 Record: 21-10
2001-2002 Conf. Record/Finish: 14-4/T1st
2002 Postseason App.: WNIT 1st round
Lettermen Returning/Lost: 8/5
Starters Returning/Lost: 2/3
Top Returner: Jacinda Lambert

Coaching Staff

Head Coach (Alma Mater, Yr.): Lynne Agee
(Longwood, '71)
Coach's Career Record (Yrs.): 483-188 (24 Years)
Coach's School Record (Yrs.): 437-165 (21 Years)
Coach's Office Phone: (336) 334-4021
Assistant Coaches: Carol Peschel (Assoc. Head
Coach), Vickie Henson, Melinda Goodson
Series Record with VT: Virginia Tech leads, 4-1

Sports Information

Office Phone: (336) 334-5615
Director: Jake Keys
Women's Basketball Contact: Michael Bertsch
E-mail: mrberts@uncg.edu
Website: www.uncgspartans.com
Sports Information Fax: (336) 334-3182
Press Row Phone: (336) 334-3270

2002-03 Schedule

NOV.: 8 - Basketball Travelers (Exb.); 22 - at Virginia Tech; 29- Loyola in UNCG Tournament; 30 - host UNCG Tournament; DEC.: 9 - at Campbell; 14 - Elon; 20- Florida International; 28- at Tulane in Tulane Tour.; 29- at Tulane Tour.; JAN.: 2 - at Furman; 4 - Davidson; 6 - at Wofford; 11 - East Tennessee State; 13 - at Georgia Southern; 18 - Chattanooga; 21 - College of Charleston; 25 - at Western Carolina; 28 - Appalachian State; FEB.: 1 - Furman; 4 - at Davidson; 8 - Wofford; 10 - at Chattanooga; 15 - Georgia Southern; 17 - at East Tennessee State; 22 - Western Carolina; 24 - at College of Charleston; MAR.: 1 - at Appalachian State; 5-8 - Southern Conference Tournament in Charleston, S.C.



Lynne Agee
Head Coach



Jacinda Lambert



FLORIDA INTERNATIONAL

Golden Panthers

November 29 • Miami, Fla.
Florida International Thanksgiving Classic

General Information

Location: Miami, Florida
Founded: 1972
Enrollment: 31,822
Colors: Blue and Gold
Conference: Sun Belt
President: Dr. Modesto A. Maidique
Athletics Director: Rick Mello
Home Court (cap.): Golden Panther Arena (5,000)

Team Information

2001-2002 Record: 27-6
2001-2002 Conf. Record/Finish: 13-1/1st
2002 Postseason App.: NCAA 2nd round
Lettermen Returning/Lost: 9/5
Starters Returning/Lost: 3/2
Top Returner: Cormisha Cotton

Coaching Staff

Head Coach (Alma Mater, Yr.): Cindy Russo
(Old Dominion, '75)
Coach's Career Record (Yrs.): 526-201 (25 Years)
Coach's School Record (Yrs.): 486-179 (23 Years)
Coach's Office Phone: (305) 348-2756
Assistant Coaches: Inge Nissen (Assoc. Head
Coach), Didi Cotton, Andrea Nagy
Series Record with VT: First Meeting

Media Relations

Office Phone: (305) 348-6666
Director: Rich Kelch
Women's Basketball Contact: Kelly O'Neill
E-mail: xoneill@fiu.edu
Website: www.fiusports.com
Media Relations Fax: (305) 348-2963
Press Row Phone: (305) 348-3702

2002-03 Schedule

NOV.: 22 - vs. Georgia State at FSU Tip Off
Tournament; 23- at FSU Tip Off Tournament; 29 -
Virginia Tech at FIU Thanksgiving Classic; 30 - host
FIU Thanksgiving Classic; DEC.: 6 - at Stony Brook
Tournament; 7 - at Stony Brook Tournament; 14 -
Miami; 16 - Charlotte; 18- at Duke; 20 - at UNC
Greensboro; 28 - vs. Texas A&M-Corpus Christi in
FIU Sun & Fun Classic; 29 - host FIU Sun & Fun
Classic; JAN.: 1 - Sienna; 4 - at North Texas; 8 - at
Denver; 16 - at New Mexico State; 18 - Louisiana-
Lafayette; 23 - at Arkansas State; 25 - at Arkansas-
Little Rock; 30 - Western Kentucky; FEB.: 1 - Middle
Tennessee; 13 - South Alabama; 15 - New Orleans;
20 - at Western Kentucky; 22 - at Middle Tennessee;
27 - Arkansas State; MAR.: 1 - Arkansas-Little Rock;
6-11 - Sun Belt Conference Tournament



Cindy Russo
Head Coach



Cormisha Cotton



LSU

Lady Tigers

November 30 • Miami, Fla.
Florida International Thanksgiving Classic

General Information

Location: Baton Rouge, Louisiana
Founded: 1860
Enrollment: 29,022
Colors: Purple and Gold
Conference: Southeastern
President: Dr. William L. Jenkins
Chancellor: Dr. Mark A. Emmert
Athletics Director: Skip Bertman
Home Court (cap.): Pete Maravich Assembly
Center (14,164)

Team Information

2001-2002 Record: 18-12
2001-2002 Conf. Record/Finish: 8-4/T4th
2002 Postseason App.: NCAA 2nd round
Lettermen Returning/Lost: 8/1
Starters Returning/Lost: 5/0
Top Returner: Aiysha Smith

Coaching Staff

Head Coach (Alma Mater, Yr.): Sue Gunter
(Peabody College, '62)
Coach's Career Record (Yrs.): 651-296 (38 Years)
Coach's School Record (Yrs.): 385-209 (20 Years)
Coach's Office Phone: (225) 578-6643
Assistant Coaches: Dana Chatman (Assoc. Head
Coach), Bob Starkey, Carla Berry
Series Record with VT: Series tied, 1-1

Sports Information

Office Phone: (225) 578-8226
Director: Michael Bonnette
Women's Basketball Contact: Brian Miller
E-mail: bmiller@lsu.edu
Website: www.LSUsports.net
Sports Information Fax: (225) 578-1861
Press Row Phone: (225) 578-8226

2002-03 Schedule

NOV.: 8 - Basketball Travelers (Exb.); 14 - Houston
Jaguars (Exb.); 22- at Arizona; 24 - at Southeastern
La.; 25 - Florida Atlantic; 29 - vs. Washington State
at Fla. International Thanksgiving Classic; 30 - at F.I.
Thanksgiving Classic; DEC.: 7 - Alabama State; 18 -
Ohio in womenscolleg hoops.com Classic; 19-
womenscolleg hoops.com Classic; 21- SW Texas;
28- Texas; JAN.: 2 - at North Texas; 4 - Penn State;
9 - at Auburn; 12 - Mississippi; 16 - Kentucky; 19 -
at Arkansas; 23 - at Florida; 26 - Vanderbilt; FEB.: 2
- Georgia; 6 - at South Carolina; 9 - at Miss. State;
13 - Alabama; 15 - UC Santa Barbara; 20 - at
Mississippi; 23 - Tennessee; 27 - Arkansas; MAR.: 2
- at Vanderbilt; 6-9 - SEC Tourn. in Little Rock, Ark.



Sue Gunter
Head Coach



Aiysha Smith



WASHINGTON STATE

Cougars

November 30 • Miami, Fla.
Florida International Thanksgiving Classic

General Information

Location: Pullman, Washington
Founded: 1890
Enrollment: 22,000
Colors: Crimson and Gray
Conference: Pacific 10
President: V. Lane Rawlins
Athletics Director: Jim Sterk
Home Court (cap.): Friel Court (12,058)

Team Information

2001-2002 Record: 2-27
2001-2002 Conf. Record/Finish: 0-18/10th
2002 Postseason App.: None
Lettermen Returning/Lost: 8/4
Starters Returning/Lost: 2/2
Top Returner: Jessica Perry

Coaching Staff

Head Coach (Alma Mater, Yr.): Sherri Murrell
(Pepperdine, '91)
Coach's Career Record (Yrs.): 68-46 (4 Years)
Coach's School Record (Yrs.): First Year
Coach's Office Phone: (509) 335-0276
Assistant Coaches: Mark Lewis, Lisa Fisher,
Christopher Holland
Series Record with VT: First Meeting

Sports Information

Office Phone: (509) 335-0276
Director: Rod Commons
Women's Basketball Contact: Jason Krump
E-mail: jkrump@wsu.edu
Website: www.wsucougars.com
Sports Information Fax: (509) 335-0267
Press Row Phone: (509) 335-2684

2002-03 Schedule

NOV.: 9 - Lady Express (Exb.); 16 - Exhibition; 22-
Wyoming; 25 - at Montana State; 29† - vs. LSU at
Florida International Thanksgiving Classic; 30 - at
Fla. International Thanksgiving Classic; DEC.: 4 -
Eastern Washington; 11 - at Gonzaga; 14 - at
Montana; 21- Utah; 28- Washington; JAN.: 3 - at
USC; 5 - at UCLA; 9 - Arizona; 11 - Arizona State;
16 - at Stanford; 18 - at California; 23 - Oregon
State; 25 - Oregon; 30 - UCLA; FEB.: 1 - USC; 6 -
at Arizona State; 8 - at Arizona; 13 - California; 15
- Stanford; 20 - at Oregon; 22 - at Oregon State;
27 - Idaho; MAR.: 1 - at Washington; 7-10 -
Pacific 10 Tournament in San Jose, Calif.



Sherri Murrell
Head Coach



Jessica Perry



VIRGINIA

Cavaliers

December 3 • Blacksburg, Va.

General Information

Location: Charlottesville, Virginia
Founded: 1819
Enrollment: 18,550
Colors: Blue and Orange
Conference: Atlantic Coast
President: John T Casteen III
Athletics Director: Craig Littlepage
Home Court (cap.): University Hall (8,394)

Team Information

2001-2002 Record: 17-13
2001-2002 Conf. Record/Finish: 9-7/T3rd
2002 Postseason App.: NCAA 1st round
Lettermen Returning/Lost: 10/3
Starters Returning/Lost: 4/1
Top Returner: Brandi Teamer

Coaching Staff

Head Coach (Alma Mater, Yr.): Debbie Ryan
(Ursinus, '75)
Coach's Career Record (Yrs.): 561-210 (25 Years)
Coach's School Record (Yrs.): 561-210 (25 Years)
Coach's Office Phone: (434) 982-5800
Assistant Coaches: Audra Smith, Nikki Caldwell,
Tim Taylor
Series Record with VT: Virginia leads, 24-4

Media Relations

Office Phone: (434) 982-5500
Director: Rich Murray
Women's Basketball Contact: Cathy Bongiovi
E-mail: cab5er@virginia.edu
Website: www.virginiasports.com
Sports Information Fax: (509) 335-0267
Press Row Phone: (434) 296-5910

2002-03 Schedule

NOV.: 7 - Exhibition; 14 - Basketball Travelers
(Exb.); 22 - at Old Dominion; 24 -
Saint Joseph's; 26 - at Liberty; 30 - Long Island;
DEC.: 3 - at Virginia Tech; 6 - Rutgers; 16 -
Furman; 18 - at Ohio State; 28 - at State Farm
Classic in Gainesville, Fla.; 29 - at State Farm
Classic; JAN.: 2 - at Clemson; 5 - at Wake Forest;
9 - Duke; 12 - at N.C. State; 16 - Georgia Tech; 19
- Maryland; 23 - at Florida State; 26 -
Georgetown; 30 - at North Carolina; FEB.: 3 -
Clemson; 6 - Wake Forest; 10 - at Duke; 13 - N.C.
State; 16 - at Georgia Tech; 20 - at Maryland; 23 -
Florida State; MAR.: 2 - North Carolina; 7-10 -
ACC Tournament in Greensboro, N.C.



Debbie Ryan
Head Coach



Brandi Teamer



JAMES MADISON

Dukes

December 7 • Blacksburg, Va.

General Information

Location: Harrisonburg, Virginia
Founded: 1908
Enrollment: 15,200
Colors: Purple and Gold
Conference: Colonial Athletic Association
President: Dr. Linwood H. Rose
Athletics Director: Jeff Bourne
Home Court (cap.): JMU Convocation Center
(7,156)

Team Information

2001-2002 Record: 16-12
2001-2002 Conf. Record/Finish: 10-8/4th
2002 Postseason App.: None
Lettermen Returning/Lost: 6/6
Starters Returning/Lost: 3/2
Top Returner: Shanna Price

Coaching Staff

Head Coach (Alma Mater, Yr.): Bud Childers
(Charleston Southern, '79)
Coach's Career Record (Yrs.): 335-227 (19 Years)
Coach's School Record (Yrs.): 86-63 (5 Years)
Coach's Office Phone: Contact SID
Assistant Coaches: Kenny Brooks,
Krista Kilburn-Steveskey, Kim Hairston
Series Record with VT: Tech leads, 17-12

Sports Information

Office Phone: (540) 568-6154
Director: Gary Michael
Women's Basketball Contact: Milla Sue Wisecarver
E-mail: wisecams@jmu.edu
Website: www.jmusports.com
Sports Information Fax: (540) 568-3703
Press Row Phone: (540) 568-6710

2002-03 Schedule

NOV.: 15 - Exhibition; 22- Tulane; 27 - at
Duke; DEC.: 1 - Boise State; 7 - at Virginia
Tech; 15 - Norfolk State; 18 - Morgan State; 21 -
at Charlotte; 28 - vs. Lipscomb at Stetson Hatter
Christmas Classic; 29 - at Stetson Hatter
Christmas Classic; JAN.: 5 - at George Mason; 9 -
Hofstra; 12 - at Virginia Commonwealth; 16 - at
Old Dominion; 19 - William & Mary; 12 - Towson;
26 - UNC Wilmington; 30 - at Delaware; FEB.: 2 -
Drexel; 9 - Old Dominion; 13 - at William & Mary;
16 - at UNC Wilmington; 21 - at Hofstra; 23 - at
Towson; 27 - Virginia Commonwealth; MAR.: 2 -
Delaware; 6 - at Drexel; 12-15 - CAA Tournament
in Norfolk, Va.



Bud Childers
Head Coach



Shanna Price



MARYLAND

Terrapins

December 11 • College Park, Md.

General Information

Location: College Park, Maryland
Founded: 1807
Enrollment: 34,160
Colors: Red, White, Black and Gold
Conference: Atlantic Coast
President: Dr. C.D. Mote, Jr.
Athletics Director: Deborah A. Yow
Home Court (cap.): Comcast Center (17,100)

Team Information

2001-2002 Record: 13-17
2001-2002 Conf. Record/Finish: 4-12/8th
2002 Postseason App.: None
Lettermen Returning/Lost: 6/6
Starters Returning/Lost: 2/3
Top Returner: Renneika Razor

Coaching Staff

Head Coach (Alma Mater, Yr.): Brenda Frese (Arizona, '93)
Coach's Career Record (Yrs.): 57-30 (3 Years)
Coach's School Record (Yrs.): First Year
Coach's Office Phone: (301) 314-1747
Assistant Coaches: Jeff Walz, Marsha Frese-Elliott, Erica Floyd
Series Record with VT: Tied, 1-1

Media Relations

Office Phone: (301) 314-7063
Director: Dave Haglund
Women's Basketball Contact: Stephanie Mociun
E-mail: smociun@wam.umd.edu
Website: www.umterps.com
Sports Information Fax: (301) 314-9094
Press Row Phone: (301) 314-8624

2002-03 Schedule

NOV.: 9 – Basketball Travelers (Exb.); 16 – Team Concept (Exb.); 22 – Loyola; 24 – at Niagara; 29 – Rider at Terrapin Classic; 30 – Terrapin Classic; DEC.: 4 – at Penn State; 7 – at Richmond; 11 – Virginia Tech; 15 – Coppin State; 21 – Maryland-Balt. County; 28 – vs. Cleveland State at Gatorade Classic; 29 – at Gatorade Classic; JAN.: 3 – at N.C. State; 5 – Georgia Tech; 9 – Clemson; 12 – at Wake Forest; 16 – Florida State; 19 – at Virginia; 23 – at Duke; 27 – North Carolina; FEB.: 1 – N.C. State; 7 – at Georgia Tech; 9 – at Clemson; 13 – Wake Forest; 16 – at Florida State; 20 – Virginia; 24 – Duke; 27 – at North Carolina; MAR.: 7-10 – ACC Tournament in Greensboro, N.C.



Brenda Frese
Head Coach



Renneika Razor



LIBERTY

Flames

December 14 • Lynchburg, Va.

General Information

Location: Lynchburg, Virginia
Founded: 1971
Enrollment: 8,500
Colors: Red, White and Blue
Conference: Big South
President: Dr. John M. Borek, Jr.
Athletics Director: Kim Graham
Home Court (cap.): Vines Center (9,000)

Team Information

2001-2002 Record: 23-8
2001-2002 Conf. Record/Finish: 13-1/1st
2002 Postseason App.: NCAA 1st round
Lettermen Returning/Lost: 10/3
Starters Returning/Lost: 4/1
Top Returner: Meribeth Anderson

Coaching Staff

Head Coach (Alma Mater, Yr.): Carey Green (Coastal Carolina, '79)
Coach's Career Record (Yrs.): 64-28 (3 Years)
Coach's School Record (Yrs.): 64-28 (3 Years)
Coach's Office Phone: (434) 582-2907
Assistant Coaches: Chris Carroll, Karyn Karlin, Ginger Cooper
Series Record with VT: Tech leads, 8-0

Sports Information

Office Phone: (434) 582-2292
Director: Todd Wetmore
Women's Basketball Contact: Stephen Hinkel
E-mail: smhinkel@liberty.edu
Website: www.liberty.edu/athletics
Sports Information Fax: (434) 582-2076
Press Row Phone: (434) 582-7451

2002-03 Schedule

NOV.: 22 – Morgan State; 24 – at Virginia Commonwealth; 26 – Virginia; DEC.: 4 – at Richmond; 7 – vs. Alabama at East Carolina Tourn.; 8 – at East Carolina Tourn.; 14 – Virginia Tech; 21 – Norfolk State; 30 – at Western Kentucky; JAN.: 2 – Charleston Southern; 4 – Coastal Carolina; 7 – at Winthrop; 10 – at South Carolina State; 15 – at UNC Asheville; 18 – Birmingham-Southern; 22 – at High Point; 25 – Radford; 28 – Elon; FEB.: 1 – at Charleston Southern; 3 – at Coastal Carolina; 6 – Hampton; 8 – UNC Asheville; 15 – High Point; 17 – at Birmingham-Southern; 22 – at Elon; 25 – Winthrop; MAR.: 1 – at Radford; 4 – Big South Tournament at home sites; 7-8 Big South Tournament in Lynchburg, Va.



Carey Green
Head Coach



Meribeth Anderson



OLD DOMINION

Lady Monarchs

December 21 • Norfolk, Va.

General Information

Location: Norfolk, Virginia
Founded: 1930
Enrollment: 19,500
Colors: Slate blue, Sky blue and Silver
Conference: Colonial Athletic Association
President: Dr. Roseann Runte
Athletics Director: Dr. Jim Jarrett
Home Court (cap.): Ted Constant Convocation Center (8,500)

Team Information

2001-2002 Record: 28-6
2001-2002 Conf. Record/Finish: 18-0/1st
2002 Postseason App.: NCAA Elite Eight
Lettermen Returning/Lost: 6/5
Starters Returning/Lost: 1/4
Top Returner: Okeisha Howard

Coaching Staff

Head Coach (Alma Mater, Yr.): Wendy Larry (Old Dominion, '77)
Coach's Career Record (Yrs.): 407-146 (18 Years)
Coach's School Record (Yrs.): 358-115 (15 Years)
Coach's Office Phone: (757) 683-3401
Assistant Coaches: Susan Montgomery, Julie McGee-Schweiter, Stacy Himes
Series Record with VT: ODU leads, 17-4

Sports Information

Office Phone: (757) 683-3372
Director: Carol Hudson
Women's Basketball Contact: Kimberly Zivkovich
E-mail: kzivkovi@odu.edu
Website: www.odusports.com
Sports Information Fax: (757) 683-3119
Press Row Phone: (757) 683-5596

2002-03 Schedule

NOV.: 6 – Team Concept (Exb.); 13 – Basketball Travelers (Exb.); 22 – Virginia; 28-30 – at Virgin Islands Paradise Jam (Arkansas, Duke, Hampton); DEC.: 5 – at Seton Hall; 8 – at North Carolina; 21 – Virginia Tech; 30 – N.C. State; JAN.: 2 – UNC Wilmington; 7 – Tennessee; 10 – at Drexel; 12 – at George Mason; 16 – James Madison; 19 – at Towson; 21 – at Penn State; 23 – Virginia Commonwealth; 26 – Hofstra; 31 – Rutgers; FEB.: 2 – Delaware; 6 – at Virginia Commonwealth; 9 – at James Madison; 14 – at Delaware; 16 – at Hofstra; 21 – Drexel; 23 – George Mason; 27 – Towson; MAR.: 2 – William & Mary; 6 – at UNC Wilmington; 9 – at William & Mary; 12-15 – CAA Tourn. In Norfolk, Va.



Wendy Larry
Head Coach



Okeisha Howard



UT MARTIN

Skyhawks

December 28 • Blacksburg, Va.
Lady Luck Classic

General Information

Location: Martin, Tennessee
Founded: 1900
Enrollment: 6,000
Colors: Royal Blue, Orange and White
Conference: Ohio Valley
Chancellor: Dr. Nick Dunagan
Athletics Director: Phil Dane
Home Court (cap.): Skyhawk Arena (6,700)

Team Information

2001-2002 Record: 8-20
2001-2002 Conf. Record/Finish: 6-10/6th
2002 Postseason App.: None
Lettermen Returning/Lost: 8/3
Starters Returning/Lost: 1/3
Top Returner: Kelly Pendelton

Coaching Staff

Head Coach (Alma Mater, Yr.): Gary Van Atta (Trevecca Nazarene, '79) and Kim Van Atta (David Lipscomb, '87)
Coach's Career Record (Yrs.): Gary (247-139, 13 Years), Kim (81-90, 6 years)
Coach's School Record (Yrs.): 81-90, (6 Years)
Coach's Office Phone: (731) 587-7317
Assistant Coach: Tara Tansil
Series Record with VT: First Meeting

Sports Information

Office Phone: (731) 587-7632
Director: Lee Wilmot
Women's Basketball Contact: Joe Lofaro
E-mail: jlofaro@utm.edu
Website: www.utm.edu/skyhawks
Sports Information Fax: (731) 587-7624
Press Row Phone: (731) 587-7694

2002-03 Schedule

NOV.: 27 – at Princeton; 30 – vs. Ball State in Lehigh Tournament; DEC.: 1 – at Lehigh Tour.; 4 – Ohio; 6 – vs. Birmingham Southern in Hattiesburg Inn Classic; 7 – at Hattiesburg Inn Classic; 15 – at Evansville; 21 – UNC Asheville; 22 – Vanderbilt; 28 – at Virginia Tech in Lady Luck Classic; 29 – at Lady Luck Classic; JAN.: 9 – Tennessee Tech; 11 – Tennessee St.; 13 – Austin Peay; 18 – at Eastern Illinois; 20 – at SE Missouri State; 25 – Morehead State; 27 – Eastern Kentucky; 30 – at Austin Peay; FEB.: 1 – at Murray State; 8 – at Tennessee Tech; 10 – at Tennessee State; 15 – Eastern Illinois; 17 – SE Missouri State; 22 – at Eastern Kentucky; 24 – at Morehead State; MAR.: 1 – Murray State; 4 – Ohio Valley Tournament at campus sites; 7-8 – OVC Tour. in Nashville, Tenn.



Gary Van Atta
Head Coach



Kim Van Atta
Head Coach



DUQUESNE

Dukes

December 29 • Blacksburg, Va.
Lady Luck Classic

General Information

Location: Pittsburgh, Pennsylvania
Founded: 1878
Enrollment: 10,000
Colors: Red and Blue
Conference: Atlantic 10
President: Dr. Charles J. Dougherty
Athletic s Director: Brian Colleary
Home Court (cap.): A.J. Palumbo Center (6,200)

Team Information

2001-2002 Record: 14-15
2001-2002 Conf. Record/Finish: 8-8/2nd West
2002 Postseason App.: None
Lettermen Returning/Lost: 5/3
Starters Returning/Lost: 5/1
Top Returner: Candace Futrell

Coaching Staff

Head Coach (Alma Mater, Yr.): Dan Durkin (Mount St. Mary's, '75)
Coach's Career Record (Yrs.): 115-135 (9 Years)
Coach's School Record (Yrs.): 115-135 (9 Years)
Coach's Office Phone: (412) 396-5126
Assistant Coaches: Jill Poe, Krista Jay, Tanya Garner
Series Record with VT: Tech leads, 7-3

Media Relations

Office Phone: (412) 396-6560
Director: Dava Saba
Women's Basketball Contact: Michelle Chini
E-mail: chini@duq.edu
Website: www.GoDuquesne.com
Sports Information Fax: (412) 396-6210
Press Row Phone: (412) 396-4925

2002-03 Schedule

NOV.: 22 – Ohio State; 24 – Lehigh; 27 – James Madison; 30 – at Robert Morris; DEC.: 3 – Pittsburgh; 7 – at Towson; 9 – Toledo; 21 – at West Virginia; 28 – vs. Loyola at Lady Luck Classic; 29 – at Lady Luck Classic; JAN.: 3 – at La Salle; 6 – Vanderbilt; 10 – at Xavier; 12 – at Dayton; 16 – LaSalle; 19 – Fordham; 23 – at St. Bonaventure; 26 – Richmond; FEB.: 2 – Dayton; 6 – at Rhode Island; 9 – at Saint Joseph's; 13 – at Richmond; 15 – at George Washington; 20 – Temple; 23 – Xavier; 27 – George Washington; MAR.: 2 – at Massachusetts; 6-8 – Atlantic 10 Championship in Providence, Rhode Island; 10 – Atlantic 10 Championship Game at highest remaining seed



Dan Durkin
Head Coach



Candace Futrell



LOYOLA

Greyhounds

December 29 • Blacksburg, Va.
Lady Luck Classic

General Information

Location: Baltimore, Maryland
Founded: 1852
Enrollment: 3,200
Colors: Green & Grey
Conference: Metro Atlantic Athletic
President: Rev. Harold E. Ridley, S.J.
Director of Athletics: Joseph Boylan
Home Court (cap.): Reitz Arena (3,000)

Team Information

2001-2002 Record: 12-15
2001-2002 Conf. Record/Finish: 5-13/10th
2002 Postseason App.: None
Lettermen Returning/Lost: 7/4
Starters Returning/Lost: 4
Top Returner: Jennifer Mitchell

Coaching Staff

Head Coach (Alma Mater, Yr.): Candy Cage (Winthrop, '85)
Coach's Career Record (Yrs.): 12-15 (1 Year)
Coach's School Record (Yrs.): 12-15 (1 Year)
Coach's Office Phone: (410) 617-5168
Assistant Coaches: Mark Miller, Kelly Muir, Alisha Mosley
Series Record with VT: Tech leads, 1-0

Athletic Communications

Office Phone: (410) 617-2337
Director: David Rosenfeld
Women's Basketball Contact: Sara Day
E-mail: sday@loyola.edu
Website: www.loyola.edu/athletics
Sports Information Fax: (410) 617-5029
Press Row Phone: (410) 617-5434

2002-03 Schedule

NOV.: 8 – Melbourne (Exb.); 22 – at Maryland; 29 – at UNC Greensboro in UNCG Tournament; 30 – at UNCG Tournament; DEC.: 3 – Bucknell; 6 – at Marist; 8 – Iona; 10 – Maryland-Baltimore County; 15 – at Towson; 21 – Georgetown; 28 – vs. Duquesne at Lady Luck Classic; 29 – at Lady Luck Classic; JAN.: 6 – at Fairfield; 10 – Canisius; 12 – Niagara; 15 – Saint Peter's; 18 – at Siena; 23 – at Saint Peter's; 25 – at Manhattan; 30 – Fairfield; FEB.: 2 – Marist; 5 – Rider; 8 – at Rider; 14 – at Iona; 16 – Manhattan; 23 – Siena; 27 – at Niagara; MAR.: 1 – at Canisius



Candy Cage
Head Coach



Jennifer Mitchell



RADFORD

Highlanders

December 31 • Blacksburg, Va.

General Information

Location: Radford, Virginia
Founded: 1910
Enrollment: 9,100
Colors: Red, White and Blue
Conference: Big South
President: Dr. Douglas Covington
Athletics Director: Greig Denny
Home Court (cap.): Dedmon Center (5,000)

Team Information

2001-2002 Record: 11-16
2001-2002 Conf. Record/Finish: 8-6/3rd
2002 Postseason App.: None
Lettermen Returning/Lost: 11/4
Starters Returning/Lost: 5/0
Top Returner: Amanda Neby

Coaching Staff

Head Coach (Alma Mater, Yr.): Jeri Porter
(Liberty, '91)
Coach's Career Record (Yrs.): 64-43 (4 Years)
Coach's School Record (Yrs.): First Year
Coach's Office Phone: (540) 831-5123
Assistant Coaches: Annette Alston, Corey Thomaston
Series Record with VT: Tech leads, 17-8

Sports Information

Office Phone: (540) 831-5726
Director: Aaron Barter
Women's Basketball Contact: Brian Stanley
E-mail: bmstanley@radford.edu
Website: www.radford.edu/Athletics
Sports Information Fax: (540) 831-5556
Press Row Phone: (540) 831-5211

2002-03 Schedule

NOV.: 23 – at Subway Classic; 24 – at Subway Classic; 27 – East Tennessee State; DEC.: 2 – Southern Virginia; 5 – at Western Carolina; 14 – Marshall; 17 – at Campbell; 21 – Wake Forest; 28 – Mount St. Mary's; 31 – at Virginia Tech; JAN.: 2 – Coastal Carolina; 4 – Charleston Southern; 8 – at High Point; 11 – at Winthrop; 18 – at Elon; 20 – Birmingham Southern; 25 – at Liberty; 28 – UNC Asheville; FEB.: 1 – at Coastal Carolina; 3 – at Charleston Southern; 12 – Winthrop; 15 – at Birmingham Southern; 19 – Elon; 22 – at UNC Asheville; 26 – High Point; MAR.: 1 – Liberty; 4 – Big South Tournament at home sites; 7-8 – Big South Tournament in Lynchburg, Va.



Jeri Porter
Head Coach



Amanda Neby



SYRACUSE

Orangewomen

January 4 • Blacksburg, Va.

General Information

Location: Syracuse, New York
Founded: 1870
Enrollment: 10,000
Colors: Orange
Conference: BIG EAST
Chancellor: Kenneth A. Shaw
Athletics Director: Jake Crouthamel
Home Court (cap.): Manley Field House (9,500)

Team Information

2001-2002 Record: 18-13
2001-2002 Conf. Record/Finish: 9-7/T6th
2002 Postseason App.: NCAA 1st Round
Lettermen Returning/Lost: 6/4
Starters Returning/Lost: 2/3
Top Returner: Julie McBride

Coaching Staff

Head Coach (Alma Mater, Yr.): Marianna Freeman
(Cheyney State, '79)
Coach's Career Record (Yrs.): 115-183 (11 Years)
Coach's School Record (Yrs.): 94-156 (9 Years)
Coach's Office Phone: (315) 443-3761
Assistant Coaches: Jennifer Bednarek, Darren Bennett, Pam Bowden
Series Record with VT: Series tied, 2-2

Athletic Communications

Office Phone: (315) 443-2608
Director: Sue Cornelius Edson
Women's Basketball Contact: Brian Gunning
E-mail: bcgunnin@syr.edu
Website: www.suathletics.com
Sports Information Fax: (315) 443-2076
Press Row Phone: (315) 443-1024

2002-03 Schedule

NOV.: 7 – Team Concept (Exb.); 15 – at Siena in Preseason WNIT; 17 – Preseason WNIT Second Round; 20 – Preseason WNIT Semifinals; 22 – at Harvard; 24 – Preseason WNIT Championship; 26 – Vanderbilt; 29 – at California; DEC.: 1 – at San Francisco; 5 – at St. Bonaventure; 7 – George Washington; 18 – at Vermont; 21 – Binghamton; 31 – Colorado; JAN.: 2 – Cornell; 4 – at Virginia Tech; 8 – Miami; 11 – at Rutgers; 15 – Georgetown; 18 – at Boston College; 21 – Seton Hall; 25 – at Miami; 29 – at St. John's; FEB.: 1 – Boston College; 8 – Villanova; 12 – at Connecticut; 15 – at Georgetown; 19 – Providence; 26 – at West Virginia; MAR.: 1 – Pittsburgh; 4 – Notre Dame; 8-11 – BIG EAST Tournament in Piscataway, N.J.



Marianna Freeman
Head Coach



Julie McBride



VILLANOVA

Wildcats

January 7 • Villanova, Pa.
February 22 • Blacksburg, Va.

General Information

Location: Villanova, Pennsylvania
Founded: 1842
Enrollment: 6,295
Colors: Blue and White
Conference: BIG EAST
President: Rev. Edmund J. Dobbin, O.S.A.
Athletics Director: Vince Nicasto
Home Court (cap.): The Pavilion (6,500)

Team Information

2001-2002 Record: 20-11
2001-2002 Conf. Record/Finish: 12-4/T3rd
2002 Postseason App.: NCAA Second Rd.
Lettermen Returning/Lost: 7/2
Starters Returning/Lost: 3/2
Top Returner: Trish Juhline

Coaching Staff

Head Coach (Alma Mater, Yr.): Harry Perretta
(Lycoming, '78)
Coach's Career Record (Yrs.): 437-256 (24 Years)
Coach's School Record (Yrs.): 437-256 (24 Years)
Coach's Office Phone: (610) 519-4113
Assistant Coaches: Joe Mullaney, Jr., Shanette Lee, Mary Beth Snell
Series Record with VT: Series tied, 2-2

Media Relations

Office Phone: (610) 519-4120
Director: Dean Kenefick
Women's Basketball Contact: Dean Kenefick
E-mail: dean.kenefick@villanova.edu
Website: www.villanova.com
Media Relations Fax: (610) 519-7323
Press Row Phone: (610) 519-7290

2002-03 Schedule

NOV.: 7 – Basketball Travelers (Exb.); 22 – at St. Joseph's; 26 – Howard; 29 – vs. Ohio State at Colorado Tournament; 30 – at Colorado Tournament; DEC.: 4 – at Pennsylvania; 7 – LaSalle; 11 – at Massachusetts; 21 – Temple; 29 – Brown in PNC Wildcat Classic; 30 – host PNC Wildcat Classic; JAN.: 4 – St. John's; 7 – Virginia Tech; 15 – at Rutgers; 18 – Seton Hall; 23 – Penn State; 26 – Notre Dame; 29 – at Connecticut; FEB.: 1 – at Miami; 5 – Boston College; 8 – at Syracuse; 11 – at Pittsburgh; 19 – Georgetown; 22 – at Virginia Tech; 26 – at Boston College; MAR.: 1 – Rutgers; 4 – Providence; 8-11 – BIG EAST Tournament in Piscataway, N.J.



Harry Perretta
Head Coach



Trish Juhline



CONNECTICUT

Huskies

January 12 • Storrs, Conn.

General Information

Location: Storrs, Connecticut
Founded: 1881
Enrollment: 23,419
Colors: Navy blue and White
Conference: BIG EAST
President: Dr. Philip E. Austin
Athletics Director: Lew Perkins
Home Court (cap.): Harry A. Gampel Pavilion
(10,027)

Team Information

2001-2002 Record: 39-0
2001-2002 Conf. Record/Finish: 16-0/1st
2002 Postseason App.: NCAA National Champion
Lettermen Returning/Lost: 7/4
Starters Returning/Lost: 1/4
Top Returner: Diana Taurasi

Coaching Staff

Head Coach (Alma Mater, Yr.): Geno Auriemma
(West Chester, '81)
Coach's Career Record (Yrs.): 464-98 (17 Years)
Coach's School Record (Yrs.): 464-98 (17 Years)
Coach's Office Phone: (860) 486-4756
Assistant Coaches: Chris Dailey (Assoc. Head
Coach), Tonya Cardoza, Jamelle Elliott
Series Record with VT: Connecticut leads, 5-1

Athletic Communications

Office Phone: (860) 486-3531
Director: Mike Enright
Women's Basketball Contact: AnnMarie Person
E-mail: AnnMarie.Person@UConn.edu
Website: www.UConnHuskies.com
Sports Information Fax: (860) 486-5085
Press Row Phone: (860) 486-2896

2002-03 Schedule

NOV.: 1 – Exhibition; 13 – Exhibition; 22- Wright State; 24 – at N.C. State in Jimmy V Classic; 29 – vs. Denver at Rainbow Wahine Classic; 30 – at Rainbow Wahine Classic; DEC.: 1 – at Rainbow Wahine Classic; 5 – at Holy Cross; 8 – Southern California; 20 – Pepperdine; 22- St. Joseph's; 28 – at South Florida; 30 – at Florida State; JAN.: 4 – Tennessee; 8 – Rutgers; 12 – Virginia Tech; 15 – at Seton Hall; 18 – Georgetown; 20 – at Notre Dame; 25 – at Pittsburgh; 29 – Villanova; FEB.: 1 – at Duke; 4 – at St. John's; 8 – at Boston College; 12 – Syracuse; 16 – Seton Hall; 19 – at Miami; 23 – Notre Dame; 26 – at Georgetown; MAR.: 1 – at Providence; 4 – West Virginia; 8-11 – BIG EAST Tournament in Piscataway, N.J.



Geno Auriemma
Head Coach



Diana Taurasi



PITTSBURGH

Panthers

January 15 • Blacksburg, Va.

General Information

Location: Pittsburgh, Pennsylvania
Founded: 1787
Enrollment: 33,544
Colors: Blue and Gold
Conference: BIG EAST
Chancellor: Mark A. Nordenberg
Athletics Director: Steven C. Pederson
Home Court (cap.): Petersen Events Center
(12,500)

Team Information

2001-2002 Record: 8-19
2001-2002 Conf. Record/Finish: 3-13/13th
2002 Postseason App.: None
Lettermen Returning/Lost: 5/2
Starters Returning/Lost: 4/1
Top Returner: Laine Selwyn

Coaching Staff

Head Coach (Alma Mater, Yr.): Traci Waites
(Long Beach State, '89)
Coach's Career Record (Yrs.): 41-69 (4 Years)
Coach's School Record (Yrs.): 41-69 (4 Years)
Coach's Office Phone: (412) 648-8360
Assistant Coaches: Alvis Rogers, Deborah Perry,
Dori Anderson
Series Record with VT: Series tied 2-2

Media Relations

Office Phone: (412) 648-8244
Director: E.J. Borghetti
Women's Basketball Contact: Burt Lauten
E-mail: blauten@athletics.pitt.edu
Website: www.pittsburghpanthers.com
Sports Information Fax: (412) 648-8248
Press Row Phone: (412) 648-2318

2002-03 Schedule

NOV.: 8 – OGBM Legends (Exb.); 15 – Team Concept (Exb.); 22 – Robert Morris; 25 – Furman; 27 – at St. Francis (Pa.); DEC.: 3 – at Duquesne; 6 – at Florida Atlantic Tournament; 7 – at Florida Atlantic Tournament; 14 – Penn State; 17 – Eastern Kentucky; 21 – at Xavier; 29 – Norfolk State; 31 – Howard; JAN.: 4 – at Seton Hall; 11 – Providence; 15 – at Virginia Tech; 18 – at St. John's; 22 – Miami; 25 – Connecticut; 29 – at Georgetown; FEB.: 1 – St. John's; 8 – at Providence; 11 – Villanova; 16 – at Rutgers; 19 – West Virginia; 22 – Boston College; 26 – at Notre Dame; MAR.: 1 – at Syracuse; 4 – Seton Hall; 8-11 – BIG EAST Tournament in Piscataway, N.J.



Traci Waites
Head Coach



Laine Selwyn



WEST VIRGINIA

Mountaineers

January 18 • Morgantown, W.Va.
March 1 • Blacksburg, Va.

General Information

Location: Morgantown, West Virginia
Founded: 1867
Enrollment: 22,774
Colors: Old Gold and Blue
Conference: BIG EAST
President: David C. Hardesty, Jr.
Athletics Director: Ed Pastilong
Home Court (cap.): WVU Coliseum (14,000)

Team Information

2001-2002 Record: 14-14
2001-2002 Conf. Record/Finish: 6-10/T10th
2002 Postseason App.: None
Lettermen Returning/Lost: 5/3
Starters Returning/Lost: 5/0
Top Returner: Kate Bulger

Coaching Staff

Head Coach (Alma Mater, Yr.): Mike Carey
(Salem, '80)
Coach's Career Record (Yrs.): 302-116 (14 Years)
Coach's School Record (Yrs.): 14-14 (1 Year)
Coach's Office Phone: (304) 293-3508
Assistant Coaches: Joanna Bernabei, Cindy Martin,
Sara Farmer
Series Record with VT: Tech leads, 7-4

Sports Information

Office Phone: (304) 293-2821
Director: Shelly Poe
Women's Basketball Contact: Phil Caskey
E-mail: phil.caskey@mail.wvu.edu
Website: www.MSNsportsNET.com
Sports Information Fax: (304) 293-4105
Press Row Phone: (304) 293-4105

2002-03 Schedule

NOV.: 10 – Exhibition; 17 – Exhibition; 22- at Mount St. Mary's; 25 – at Bucknell; 29 – vs. Akron at RazeWV.com Hoops Bash; 30 – at RazeWV.com Hoops Bash; DEC.: 4 – Delaware State; 7 – at Robert Morris; 15 – at Ohio; 18 – Wright State; 21 – Duquesne; 29 – at Missouri-Kansas City; JAN.: 8 – Notre Dame; 11 – Villanova; 15 – at Providence; 18 – Virginia Tech; 22 – vs. Marshall in Toyota Classic; 25 – at Boston Collge; 29 – Seton Hall; FEB.: 1 – at Notre Dame; 5 – Providence; 8 – at Georgetown; 12 – at Rutgers; 15 – Miami; 19 – at Pittsburgh; 22 – St. John's; 26 – Syracuse; MAR.: 1 – at Virgilia; 4 – at Connecticut; 8-11 – BIG EAST Tournament in Piscataway, N.J.



Mike Carey
Head Coach



Kate Bulger



RUTGERS

Scarlet Knights

January 22 • Blacksburg, Va.
February 26 • Piscataway, N.J.

General Information

Location: Piscataway, New Jersey
Founded: 1766
Enrollment: 33,500
Colors: Scarlet
Conference: BIG EAST
President: Dr. Francis L. Lawrence
Athletics Director: Robert E. Mulcahy, III
Home Court (cap.): Louis Brown Athletic Center (8,500)

Team Information

2001-2002 Record: 9-20
2001-2002 Conf. Record/Finish: 5-11/11th
2002 Postseason App.: None
Lettermen Returning/Lost: 6/3
Starters Returning/Lost: 3/2
Top Returner: Mauri Horton

Coaching Staff

Head Coach (Alma Mater, Yr.): C. Vivian Stringer (Slippery Rock, '71)
Coach's Career Record (Yrs.): 653-219 (30 Years)
Coach's School Record (Yrs.): 133-84 (7 years)
Coach's Office Phone: (732) 445-4251
Assistant Coaches: Jollette Law, Carlene Mitchell, Tom Lewis
Series Record with VT: Rutgers leads, 2-1

Sports Media Relations

Office Phone: (732) 445-4200
Director: John Wooding
Women's Basketball Contact: Heather Brocius
E-mail: hbrocius@scarletknights.com
Website: www.scarletknights.com
Sports Information Fax: (732) 445-3063
Press Row Phone: (732) 445-4200

2002-03 Schedule

NOV.: 6 – Exhibition; 13 – Exhibition; 22 – at Stanford; 24 – at California; 30 – Wagner at Rutgers Coca-Cola Classic; DEC.: 1 – Rutgers Coca-Cola Classic; 6 – at Virginia; 10 – at Temple; 21 – Harvard; 29 – George Washington; JAN.: 2 – at Texas Tech; 8 – at Connecticut; 11 – Syracuse; 15 – Villanova; 18 – at Notre Dame; 22 – at Virginia Tech; 25 – St. John's; 28 – at Providence; 31 – at Old Dominion; FEB.: 4 – Miami; 9 – at Seton Hall; 12 – West Virginia; 16 – Pittsburgh; 19 – at St. John's; 22 – at Georgetown; 26 – Virginia Tech; MAR.: 1 – at Villanova; 4 – Boston College; 7-10 – BIG EAST Tournament in Piscataway, N.J.



C. Vivian Stringer
Head Coach



Mauri Horton



MIAMI

Hurricanes

January 28 • Coral Gables, Fla.

General Information

Location: Coral Gables, Florida
Founded: 1926
Enrollment: 13,963
Colors: Orange, Green and White
Conference: BIG EAST
President: Dr. Donna E. Shalala
Athletics Director: Paul Dee
Home Court (cap.): The Convocation Center (7,000)

Team Information

2001-2002 Record: 19-12
2001-2002 Conf. Record/Finish: 10-6/5th
2002 Postseason App.: WNIT Second Rd.
Lettermen Returning/Lost: 9/3
Starters Returning/Lost: 4/1
Top Returner: Meghan Saake

Coaching Staff

Head Coach (Alma Mater, Yr.): Ferne Labati (East Stroudsburg, '67)
Coach's Career Record (Yrs.): 386-281 (23 Years)
Coach's School Record (Yrs.): 250-159 (14 Years)
Coach's Office Phone: (305) 284-5802
Assistant Coaches: Robin Harmony (Assoc. Head Coach), Geneva Morgan, Nina Wagner
Series Record with VT: Tech leads, 2-1

Sports Information

Office Phone: (305) 284-3236
Director: Mark Pray
Women's Basketball Contact: Kiersten Coleman
E-mail: kcoleman@miami.edu
Website: www.hurricanesports.com
Sports Information Fax: (305) 284-2807
Press Row Phone: (305) 284-4009

2002-03 Schedule

NOV.: 7 – Premier Players (Exb.); 19 – Tour of Champions, Inc. (Exb.); 22- South Florida; 25 – Morris Brown; 29 – vs. Quinnipiac at Wisconsin-Green Bay Tour.; 30 – at Wisconsin-Green Bay Tour.; DEC.: 3 – at Florida; 14 – at Florida International; 16 – Florida Atlantic; 19- Texas A&M; 21- Eastern Michigan; 28 – Gatorade Holiday Classic; 29 – Gatorade Holiday Classic; JAN.: 4 – at Georgetown; 8 – at Syracuse; 11 – at Notre Dame; 15 – Boston College; 22 – at Pittsburgh; 25 – Syracuse; 28 – Virginia Tech; FEB.: 1 – Villanova; 4 – at Rutgers; 8 – St. John's; 15 – at West Virginia; 19 - Connecticut; 22 – Providence; 26 – at Seton Hall; MAR.: 1 – at Boston College; 4 – Georgetown; 8-11 – BIG EAST Tournament in Piscataway, N.J.



Ferne Labati
Head Coach



Meghan Saake



PROVIDENCE

Friars

February 1 • Blacksburg, Va.

General Information

Location: Providence, Rhode Island
Founded: 1917
Enrollment: 3,700
Colors: Black, Silver and White
Conference: BIG EAST
President: Rev. Philip A. Smith, O.P.
Athletics Director: Robert G. Driscoll, Jr.
Home Court (cap.): Alumni Hall (2,620)

Team Information

2001-2002 Record: 13-15
2001-2002 Conf. Record/Finish: 7-9/8th
2002 Postseason App.: None
Lettermen Returning/Lost: 11/5
Starters Returning/Lost: 3/2
Top Returner: Brooke Freeburg

Coaching Staff

Head Coach (Alma Mater, Yr.): Susan Yow (Elon, '76)
Coach's Career Record (Yrs.): 222-296 (19 Years)
Coach's School Record (Yrs.): First Year
Coach's Office Phone: (401) 865-2529
Assistant Coaches: Susan Doran, Jack Easley, Gary Martinelli
Series Record with VT: Tech leads, 2-1

Sports Information

Office Phone: (401) 865-2759
Director: Arthur Parks
Women's Basketball Contact: Jen Ryneanson
E-mail: jryneans@providence.edu
Website: www.friars.com
Sports Information Fax: (401) 865-2583
Press Row Phone: (401) 865-2810

2002-03 Schedule

NOV.: 3 – Bryant (Exb.); 11 – Exhibition; 22 – vs. Navy at Vermont Tournament; 23 – at Vermont Tournament; 26 – Brown; DEC.: 1 – Lamar; 3 – at Alabama; 6 – Minnesota; 20 – Michigan State; 22 – at Rhode Island; 28 – at St. Bonaventure; 30 – Marist; JAN.: 4 – Boston College; 8 – at Georgetown; 11 – at Pittsburgh; 15 – West Virginia; 18 – Dartmouth; 22 – St. John's; 25 – at Seton Hall; 28 – Rutgers; FEB.: 1 – at Virginia Tech; 5 – at West Virginia; 8 – Pittsburgh; 13 – Seton Hall; 16 – Notre Dame; 19 – at Syracuse; 22 – at Miami; MAR.: 1 – Connecticut; 4 – at Villanova; 8-11 – BIG EAST Tournament in Piscataway, N.J.



Susan Yow
Head Coach



Brooke Freeburg



SETON HALL

Pirates

February 4 • South Orange, N.J.

General Information

Location: South Orange, New Jersey
Founded: 1856
Enrollment: 9,604
Colors: Blue and White
Conference: BIG EAST
President: Msgr. Robert Sheeran
Athletics Director: Jeff Fogelson
Home Court (cap.): Walsh Gym (2,600)

Team Information

2001-2002 Record: 15-14
2001-2002 Conf. Record/Finish: 6-10/9th
2002 Postseason App.: None
Lettermen Returning/Lost: 8/5
Starters Returning/Lost: 4/1
Top Returner: Cecilia Lindqvist

Coaching Staff

Head Coach (Alma Mater, Yr.): Phyllis Mangina (Seton Hall, '81)
Coach's Career Record (Yrs.): 245-241 (17 Years)
Coach's School Record (Yrs.): 245-241 (17 Years)
Coach's Office Phone: (973) 761-9298
Assistant Coaches: Rhonda Singleton, Lori Gear, Mary Perry
Series Record with VT: Tech leads, 2-0

Sports Information

Office Phone: (973) 761-9493
Director: Marie Wozniak
Women's Basketball Contact: Jeff Andriess
E-mail: andrieje@shu.edu
Website: www.shupirates.com
Sports Information Fax: (973) 761-9061
Press Row Phone: (973) 761-9493

2002-03 Schedule

NOV.: 15 – Exhibition; 22- Fairleigh Dickinson in Seton Hall Classic; 23 – Seton Hall Classic; 26 – at Temple; 29 – at San Francisco; DEC.: 1 – at California; 5 – Old Dominion; 7 – Fairfield in Metro Challenge; 14 – at Michigan; 21 – North Carolina State; 29 – at George Mason; JAN.: 4 – Pittsburgh; 6 – Monmouth; 11 – at St. John's; 15 – Connecticut; 18 – at Villanova; 21 – at Syracuse; 25 – Providence; 29 – at West Virginia; FEB.: 1 – Georgetown; 4 – Virginia Tech; 9 – Rutgers; 13 – at Providence; 16 – at Connecticut; 19 – Boston College; 26 – Miami; MAR.: 1 – at Notre Dame; 4 – at Pittsburgh; 8-11 – BIG EAST Tournament in Piscataway, N.J.



Phyllis Mangina
Head Coach



Cecilia Lindqvist



NOTRE DAME

Fighting Irish

February 9 • Blacksburg, Va.

General Information

Location: Notre Dame, Indiana
Founded: 1842
Enrollment: 10,800
Colors: Gold and Blue
Conference: BIG EAST
President: Rev. Edward A. Malloy, C.S.C.
Athletics Director: Kevin White
Home Court (cap.): Joyce Center (11,418)

Team Information

2001-2002 Record: 20-10
2001-2002 Conf. Record/Finish: 13-3/2nd
2002 Postseason App.: NCAA Second Rd.
Lettermen Returning/Lost: 9/3
Starters Returning/Lost: 3/2
Top Returner: Alicia Ratay

Coaching Staff

Head Coach (Alma Mater, Yr.): Muffet McGraw (St. Joseph's, '77)
Coach's Career Record (Yrs.): 430-168 (20 Years)
Coach's School Record (Yrs.): 342-127 (15 Years)
Coach's Office Phone: (574) 631-5420
Assistant Coaches: Carol Owens (Assoc. Head Coach), Coquese Washington, Letitia Bowen
Series Record with VT: Notre Dame leads, 4-0

Sports Information

Office Phone: (574) 631-7516
Director: John Heislser
Women's Basketball Contact: Chris Masters
E-mail: masters.5@nd.edu
Website: www.und.com
Sports Information Fax: (574) 631-7941
Press Row Phone: (574) 631-5309

2002-03 Schedule

NOV.: 4 – Houston Jaguars (Exb.); 19 – OGBM Legends (Exb.); 26 – Cleveland State; 29 – at USC; DEC.: 4 – at Valparaiso; 7 – at Arizona State; 11 – at DePaul; 14 – Temple; 21 – Indiana-Purdue-Fort Wayne; 23 – Colorado State; 28 – vs. Tennessee in Indianapolis, Ind.; 31 – at Marquette; JAN.: 4 – Purdue; 8 – at West Virginia; 11 – Miami; 14 – at St. John's; 18 – Rutgers; 20 – Connecticut; 26 – at Villanova; 29 – at Boston College; FEB.: 1 – West Virginia; 5 – Georgetown; 8 – at Virginia Tech; 12 – St. John's; 16 – at Providence; 23 – at Connecticut; 26 – Pittsburgh; MAR.: 1 – Seton Hall; 4 – at Syracuse; 8-11 – BIG EAST Tournament in Piscataway, N.J.



Muffet McGraw
Head Coach



Alicia Ratay



GEORGETOWN

Hoyas

February 12 • Blacksburg, Va.

General Information

Location: Washington, D.C.
Founded: 1789
Enrollment: 6,223 undergraduate/12,688 total
Colors: Blue and Gray
Conference: BIG EAST
President: Dr. John J. Degioia
Athletics Director: Joe Lang
Home Court (cap.): McDonough Arena (2,400)

Team Information

2001-2002 Record: 12-16
2001-2002 Conf. Record/Finish: 4-12/12th
2002 Postseason App.: None
Lettermen Returning/Lost: 9/1
Starters Returning/Lost: 4/1
Top Returner: Rebekkah Brunson

Coaching Staff

Head Coach (Alma Mater, Yr.): Patrick Knapp (Widener, '75)
Coach's Career Record (Yrs.): 265-274 (19 Years)
Coach's School Record (Yrs.): 220-235 (16 Years)
Coach's Office Phone: (202) 687-6613
Assistant Coaches: Bob Clark, Natasha Barnes-Adair, Mimi Riley
Series Record with VT: Tech leads, 2-1

Sports Information

Office Phone: (202) 687-2492
Director: Kevin Rieder
Women's Basketball Contact: Kevin Rieder
E-mail: kcr2@georgetown.edu
Website: www.guhoyas.com
Sports Information Fax: (202) 687-2491
Press Row Phone: (202) 687-6333

2002-03 Schedule

NOV.: 4 – Chinese National Team (Exb.); 11 – Australian National Team (Exb.); 22- Colgate; 26 – George Mason; 30 – at Fairfield Tournament; DEC.: 1 – at Fairfield Tournament; 4 – New Hampshire; 7 – at Indiana; 21 – at Loyola; 30 - Niagara; JAN.: 2 – George Washington; 4 – Miami; 8 - Providence; 13 – Columbia; 15 – at Syracuse; 18 – at Connecticut; 22 – Boston College; 26 – at Virginia; 29 – Pittsburgh; FEB.: 1 – at Seton Hall; 5 - at Notre Dame; 8 – West Virginia; 12 – at Virginia Tech; 15 – Syracuse; 19 - at Villanova; 22 – Rutgers; 26 – Connecticut; MAR.: 1 – at St. John's; 4 – at Miami; 8-11 – BIG EAST Tournament in Piscataway, N.J.



Patrick Knapp
Head Coach



Rebekkah Brunson



BOSTON COLLEGE

Eagles

February 16 • Chestnut Hill, Mass.

General Information

Location: Chestnut Hill, Massachusetts
Founded: 1863
Enrollment: 14,600
Colors: Maroon and Gold
Conference: BIG EAST
President: Rev. William P. Leahy, S.J.
Athletics Director: Gene DeFilippo
Home Court (cap.): Silvio O. Conte Forum (8,606)

Team Information

2001-2002 Record: 23-8
2001-2002 Conf. Record/Finish: 12-4/T3rd
2002 Postseason App.: NCAA 1st round
Lettermen Returning/Lost: 9/2
Starters Returning/Lost: 3/2
Top Returner: Becky Gottstein

Coaching Staff

Head Coach (Alma Mater, Yr.): Cathy Inglese
(Southern Connecticut, '80)
Coach's Career Record (Yrs.): 269-187 (16 Years)
Coach's School Record (Yrs.): 149-113(9 Years)
Coach's Office Phone: (617) 552-4530
Assistant Coaches: Kelly Cole, Bill Gould,
Jackie Moore
Series Record with VT: Tech leads, 3-1

Media Relations

Office Phone: (617) 552-3004
Director: Chris Cameron
Women's Basketball Contact: Lisa Cascio
E-mail: cascio@bc.edu
Website: www.bceagles.com
Sports Information Fax: (617) 552-4903
Press Row Phone: (617) 552-8989

2002-03 Schedule

NOV.: 6 - All Star Girls Report (Exb.); 14 - Team Concept (Exb.); 24 - Siena; 26 - at Holy Cross; 29 - vs. South Carolina at Paradise Jam; 30 - vs. Oregon at Paradise Jam; DEC.: 7 - Temple; 12 - at Northeastern; 15 - Harvard; 21 - at Purdue; 28 - vs. SMU at Tulane Invitational; 29 - at Tulane Invitational; JAN.: 4 - at Providence; 8 - St. John's; 11 - Colorado State; 15 - at Miami; 18 - Syracuse; 22 - at Georgetown; 25 - West Virginia; 29 - Notre Dame; FEB.: 1 - at Syracuse; 5 - at Villanova; 8 - Connecticut; 16 - Virginia Tech; 19 - at Seton Hall; 22 - at Pittsburgh; 26 - Villanova; MAR.: 1 - Miami; 4 - at Rutgers; 8-11 - BIG EAST Tournament in Piscataway, N.J.



Cathy Inglese
Head Coach



Becky Gottstein



ST. JOHN'S

Red Storm

March 4 • Jamaica, N.Y.

General Information

Location: Jamaica, New York
Founded: 1870
Enrollment: 18,600
Colors: Red and White
Conference: BIG EAST
President: Rev. Donald J. Harrington, C.M.
Athletics Director: David C. Wegryn
Home Court (cap.): Alumni Hall (6,008)

Team Information

2001-2002 Record: 3-24
2001-2002 Conf. Record/Finish: 0-16/14th
2002 Postseason App.: None
Lettermen Returning/Lost: 6/3
Starters Returning/Lost: 2/3
Top Returner: Patrycja Gulak

Coaching Staff

Head Coach (Alma Mater, Yr.): Kim Barnes Arico
(Montclair State, '93)
Coach's Career Record (Yrs.): 94-72 (6 Years)
Coach's School Record (Yrs.): First Year
Coach's Office Phone: (718) 990-6002
Assistant Coaches: Joe Pellicane, Daynia
LaForce-Mann, Shannon Farley
Series Record with VT: Series tied, 2-2

Media Relations

Office Phone: (718) 990-1522
Director: Dominic Scianna
Women's Basketball Contact: Allison Rubin
E-mail: rubina@stjohns.edu
Website: www.redstormsports.com
Sports Information Fax: (718) 969-8468
Press Row Phone: (718) 990-5713

2002-03 Schedule

NOV.: 14 - Basketball Travelers (Exb.); 22 - Buffalo; 24 - Marist; 29 - at Pepperdine Thanksgiving Classic; 30 - at Pepperdine Thanksgiving Classic; DEC.: 2 - at Stony Brook; 4 - at Delaware; 7- vs. Fordham at Seton Hall; 10 - Fairleigh Dickinson; 15 - at St. Peter's; 30 - at Georgia Tech Christmas Classic; 31 - at Georgia Tech Christmas Classic; JAN.: 4 - at Villanova; 8 - at Boston College; 11 - Seton Hall; 14 - Notre Dame; 18 - Pittsburgh; 22 - at Providence; 25 - at Rutgers; 29 - Syracuse; FEB.: 1 - at Pittsburgh; 4 - Connecticut; 8 - at Miami; 12 - at Notre Dame; 19 - Rutgers; 22 - at West Virginia; MAR.: 1 - Georgetown; 4 - Virginia Tech; 8-11 BIG EAST Tournament in Piscataway, N.J.



Kim Barnes Arico
Head Coach



Patrycja Gulak

TRAVEL PLANS

FIU Thanksgiving Classic

Depart Wed., Nov. 27 from Roanoke Regional Airport for Miami, Fla. Return Sun., Dec. 1 by plane.
Wyndham Miami • 3900 NW 21st Street
Miami, FL 33142 • (305) 871-3800

Maryland

Depart Tue., Dec. 10 for Bethesda, Md., by bus.
Return following game by bus.
Greenbelt Courtyard Marriott
6711 Democracy Boulevard
Bethesda, MD 20817 • (301) 581-2701

Liberty

Depart Sat., Dec. 14 for Lynchburg, Va., by bus.
Return following game by bus.
Ramada Inn • 3436 Odd Fellows Road
Lynchburg, VA 24501 • (434) 847-7500

Old Dominion

Depart Fri., Dec. 20 for Norfolk, Va., by bus. Return following game by bus.
Courtyard by Marriott Norfolk Downtown
520 Plume Street
Norfolk, VA 23510 • (757) 963-6000

Villanova

Depart Mon., Jan. 6 from Roanoke Regional Airport for Philadelphia, Pa. Return Wed., Jan. 8 by plane.
Marriott Philadelphia West • 111 Crawford Ave.
West Conshohocken, PA 19428 • (610) 941-5600

Connecticut

Depart Sat., Jan. 11 from Roanoke Regional Airport for Hartford, Conn. Bus to Storrs, Conn. Return Sun., Jan. 12 by plane.
Nathan Hale Inn & Conference Center
855 Bolton Road
Storrs, CT 06268 • (860) 427-7888

West Virginia

Depart Fri., Jan. 17 from Morgantown, W.V. by bus. Return Sat., Jan. 18 following game by bus.
Euro-Suites Hotel • 501 Chestnut Ridge Road
Morgantown, WV 26505 • (304) 598-1000

Miami

Depart Mon., Jan. 27 from Roanoke Regional Airport for Miami, Fla. Return Wed., Jan. 29 by plane.
Crown Plaza Miami • 950 NW LeJeune Rd.
Miami, FL 33126 • (305) 446-9000

Seton Hall

Depart Mon, Feb. 3 from Roanoke Regional Airport for Newark, N.J. Bus to Secaucus, NJ. Return Tue., Feb. 4 by plane.
Radisson Suite Hotel Meadowlands
350 Route 3 West Mill Creek Drive
Secaucus, NJ 07094 • (201) 863-8700

Boston College

Depart Sat., Feb. 15 from Roanoke Regional Airport for Boston, Mass. Return Sun., Feb. 16 by plane.
Boston Marriott Hotel-Newton
2345 Commonwealth Avenue
Newton, MA 02466 • (617) 969-1000

Rutgers

Depart Tue., Feb. 25 from Roanoke Regional Airport for Newark, N.J. Return Wed., Feb. 26 by plane.
Embassy Suites • 121 Centennial Avenue
Piscataway, NJ 08854 • (732) 980-0500

St. John's

Depart Mon., Mar. 3 from Roanoke Regional Airport for New York, N.Y. Return Wed., Mar. 5 by plane.
La Guardia Marriott • 102-05 Ditmars Boulevard
East Elmhurst, NY 11369 • (718) 533-3009

YEAR-BY-YEAR RESULTS

Versus 2002-2003 Opponents

Boston College (3-1)

Dec. 29, 1989	hW	74-65
Jan. 17, 2001	aW	64-52
Feb. 18, 2001	hL (OT)	59-65
Jan. 9, 2002	hW	73-52

Connecticut (1-5)

Nov. 29, 1986	aL	69-71
Dec. 30, 1988	nW	65-63
Mar. 18, 1995	aL	45-91
Feb. 7, 2001	hL	38-90
Jan. 29, 2002	hL	50-59
Feb. 10, 2002	aL	42-77

Duquesne (7-3)

Jan. 20, 1996	aL	68-73
Feb. 7, 1996	hW	65-56
Jan. 25, 1997	aL	67-84
Feb. 20, 1997	hW	70-62
Jan. 27, 1998	aL	86-99
Feb. 19, 1998	hW	79-78
Dec. 12, 1998	hW	67-60
Jan. 8, 1999	aW	80-69
Dec. 5, 1999	hW	78-42
Feb. 20, 2000	aW	68-56

Florida International (0-0)

First meeting

Georgetown (2-1)

Feb. 9, 1979	aL	57-62
Jan. 20, 2001	hW	79-50
Jan. 12, 2002	aW	71-64

James Madison (17-12)

Feb. 19, 1977	hW	56-46
Mar. 3, 1977	nL	37-47
Feb. 16, 1978	aL	47-65
Jan. 30, 1979	hW	57-49
Mar. 1, 1979	hL	64-66
Jan. 29, 1980	aW	62-55
Jan. 28, 1981	hW	66-58
Mar. 6, 1981	aW	71-65
Feb. 10, 1982	aW	85-74
Feb. 16, 1983	hW	57-47
Feb. 21, 1984	aL	59-72
Jan. 21, 1985	hW	73-62
Feb. 5, 1986	aL	59-81
Jan. 15, 1987	hW	63-61
Jan. 25, 1988	aL	39-79
Dec. 10, 1988	hL	49-72
Feb. 17, 1990	aW (OT)	53-50
Jan. 21, 1991	hL	48-64
Feb. 17, 1992	aL	62-75
Feb. 9, 1993	hW	81-60
Jan. 25, 1994	aW	74-60
Jan. 23, 1995	hW	68-54
Jan. 11, 1996	aL	58-75
Dec. 5, 1996	hL	54-56
Dec. 21, 1997	aL	70-77
Nov. 24, 1998	hW	72-54
Dec. 2, 1999	aW	66-50
Nov. 21, 2000	hW	78-60
Dec. 21, 2001	aW	70-47

Liberty (8-0)

Feb. 16, 1982	hW	77-44
Feb. 28, 1983	aW	78-74
Jan. 8, 1988	hW	80-54
Feb. 4, 1989	aW	77-56
Nov. 13, 1998	aW	69-55
Nov. 15, 1999	hW	60-45
Nov. 17, 2000	hW	72-51
Dec. 8, 2001	aW	56-40

Louisiana State (1-1)

Dec. 19, 1984	hW	86-77
Nov. 25, 2001	aL	65-66

Loyola, Md. (1-0)

Dec. 30, 1996	hW	58-55
---------------	----	-------

Maryland (1-1)

Nov. 15, 1994	aW	68-53
Mar. 18, 2000	hL (OT)	60-68

Miami (2-1)

Jan. 7, 2001	hW	64-51
Feb. 5, 2002	hW	72-60
Feb. 20, 2002	aL	53-55

North Carolina Greensboro (4-1)

Dec. 30, 1991	hW	84-65
Jan. 6, 1993	aL	54-63
Nov. 21, 1996	hW	89-86
Dec. 4, 1997	aW	88-74
Mar. 13, 2002	hW	51-45

Notre Dame (0-4)

Jan. 3, 2001	hL	64-75
Jan. 13, 2001	aL	55-75
Mar. 5, 2001	nL	49-67
Jan. 26, 2002	aL	53-73



Ieva Kublina and the Hokies are 2-0 all-time against BIG EAST Conference foe Seton Hall.

Old Dominion (4-17)

Feb. 2, 1977	aL	39-82
Jan. 27, 1978	hL	48-108
Mar. 2, 1978	nL	53-83
Feb. 8, 1979	aL	47-91
Feb. 5, 1980	hL	52-78
Feb. 23, 1981	aL	39-85
Mar. 6, 1981	hL	54-65
Dec. 7, 1981	hL	45-82
Dec. 20, 1982	aL	53-84
Mar. 1, 1984	hL	67-100
Jan. 30, 1985	hL	76-86
Nov. 30, 1985	aW	73-72
Dec. 19, 1986	aL	54-76
Jan. 20, 1988	hL	56-77
Dec. 17, 1988	aL	63-68
Dec. 21, 1989	hL	72-84
Dec. 8, 1990	aL	69-80
Dec. 7, 1991	hL	55-71
Dec. 19, 1992	aW	76-63
Dec. 21, 2001	aW	69-57
Nov. 19, 2002	hW	68-62

Pittsburgh (2-2)

Feb. 19, 1980	aL	54-76
Nov. 30, 1996	nL	63-72
Feb. 11, 2001	hW	86-50
Dec. 5, 2001	aW	83-64

Providence (2-1)

Feb. 3, 2001	aW	65-54
Feb. 21, 2001	hW	71-64
Feb. 13, 2002	aL	61-67

Radford (17-8)

Jan. 12, 1977	aL	50-60
Jan. 24, 1978	hL	52-73
Feb. 20, 1978	aL	68-81
Feb. 14, 1979	hL	60-66
Feb. 23, 1980	aW	63-62
Nov. 28, 1981	hW	81-63
Dec. 9, 1982	aW	73-63
Feb. 27, 1985	hW	71-64
Feb. 18, 1986	aL	81-86
Dec. 6, 1986	hW	64-55
Feb. 10, 1988	aW	77-74
Mar. 1, 1989	hW	71-59
Feb. 28, 1990	aW	66-54
Feb. 21, 1991	hW	87-49
Feb. 12, 1992	aL	72-75
Jan. 20, 1993	hW	81-68
Feb. 1, 1994	aW	72-63
Dec. 1, 1994	hW	72-42
Nov. 29, 1995	aL	64-81
Dec. 11, 1996	hL	83-84
Dec. 10, 1997	aW	84-67
Nov. 22, 1998	hW	86-52
Jan. 2, 2000	aW	66-42
Dec. 9, 2000	hW	71-45
Dec. 12, 2001	aW	80-46

Rutgers (1-2)

Dec. 6, 2000	aL	53-61
Feb. 26, 2002	hW	70-63
Mar. 2, 2002	aL	43-44

Seton Hall (2-0)

Feb. 24, 2001	aW	52-46
Feb. 17, 2002	hW	74-52

St. John's (2-2)

Dec. 27, 1982	nL	60-64
Dec. 1, 1989	nL	67-78
Feb. 27, 2001	aW	62-54
Jan. 19, 2002	hW	69-50

Syracuse (2-2)

Nov. 27, 1988	aL (OT)	74-76
Jan. 31, 2001	aW	48-46
Jan. 5, 2002	hW	62-56
Jan. 23, 2002	aL	59-75

Tennessee-Martin (0-0)

First Meeting

Villanova (2-2)

Nov. 29, 1997	nL	46-55
Jan. 23, 2001	hW	65-59
Mar. 4, 2001	nW	73-67
Feb. 23, 2002	aL	64-76

Virginia (4-24)

Dec. 9, 1976	aL	52-54
Feb. 23, 1977	hL	58-67
Jan. 9, 1978	aL	39-54
Mar. 3, 1978	nL	38-58
Jan. 17, 1979	hL	58-64
Jan. 14, 1980	nL	38-48
Jan. 3, 1981	nL	43-58
Mar. 7, 1981	nL	41-49
Feb. 6, 1982	nW	63-56
Jan. 8, 1983	aL	66-70
Jan. 4, 1984	nL	70-88
Jan. 16, 1985	aL	62-74
Dec. 10, 1985	nL	58-87
Dec. 9, 1986	aL	43-73
Dec. 8, 1987	hL	57-74
Nov. 29, 1988	aL	73-75
Jan. 3, 1989	hL	77-79
Nov. 28, 1990	aL	44-93
Dec. 8, 1992	hL	59-93
Dec. 8, 1993	aL	66-78
Jan. 13, 1995	hW	69-62
Dec. 6, 1995	aL	38-80
Feb. 6, 1997	hL	41-90
Nov. 25, 1997	aL	49-64
Nov. 30, 1998	hW	81-65
Dec. 20, 1999	aL	62-67
Nov. 30, 2000	hW	57-56
Nov. 29, 2001	aL	58-60

Washington State (0-0)

First meeting

West Virginia (7-4)

Feb. 22, 1978	aL	72-75
Feb. 21, 1979	hW	73-61
Feb. 20, 1980	aW	71-67
Dec. 13, 1980	nW	74-67
Jan. 2, 1982	nL (2 OT)	81-82
Jan. 15, 1983	aL	66-71
Jan. 13, 1984	hW	73-62
Dec. 20, 1990	hL	80-84
Mar. 1, 1995	aW	82-66
Feb. 14, 2001	aW	92-53
Jan. 16, 2002	hW	67-62

THE BIG EAST CONFERENCE

As The BIG EAST Conference enters the 2002-03 season, only the 24th in its history, it takes pride in its long list of accomplishments. Providing opportunities to excel amongst the nation's best, both athletically and academically, continues to be its mission.

There was plenty of evidence of that mission being accomplished during the 2001-02 season. The BIG EAST had undefeated national champions in football and women's basketball, 32 student-athletes who earned Academic All-America honors, and two student-athletes who were named the national player of the year in their sports.

Miami won the Rose Bowl to cap a perfect 12-0 season for its fifth national title and second for the league. The Connecticut women's basketball team garnered its third national title with a record-setting 39-0 mark. That national championship gave the Conference a three-peat in women's basketball following the Huskies' second title in 2000 and Notre Dame's crown in 2001. BIG EAST teams have

won 10 national championships since 1995 in six different sports.

UConn's Sue Bird was the consensus women's basketball player of the year and Erin Elbe of Georgetown was honored with the women's lacrosse

Athlete of the Year, was honored as the Verizon/CoSIDA Academic All-American Team Member of the Year in addition to earning All-America honors for her accomplishments on the diamond.

In the spring of 2001, the BIG EAST added women's lacrosse to its growing list of sports and the inaugural women's golf championship will be held in the spring of 2003.

When the 1990s began, The BIG EAST Conference had just completed its eighth season with nine members. The league was arguably as healthy as a conference could be. The BIG EAST was a headline-grabber immediately, especially in men's basketball, its signature sport. The BIG EAST Football Conference did not exist.



player of the year award. The Notre Dame baseball team became the first conference team to play in the College World Series. The BIG EAST was the only conference to have eight teams compete in the NCAA Women's Soccer Championship.

The BIG EAST has always been able to boast that some of its best students are also some of its best athletes. Notre Dame softball standout Jarrah Myers, the 2001-02 BIG EAST/ Aéropostale Female Scholar-

For three of the last eight years, a BIG EAST student-athlete has won the Honda-Broderick Cup as Collegiate Woman of the Year. Notre Dame soccer player Cindy Daws won in 1997-98. She followed Connecticut basketball players Rebecca Lobo ('94-95) and Jennifer Rizzotti ('95-96).

BIG EAST student-athletes have continued their success after leaving the classrooms and playing fields. Former Connecticut women's basketball standout Dr. Leigh Curl was inducted into the Verizon Academic All-America Hall of Fame in 1999. Former Georgetown men's basketball star Dikembe Mutumbo was named a winner of the President's Service Award, the highest honor in the U.S. for volunteer service.

Whether it's the student-athletes or the league as a whole, moving forward successfully and exploring new horizons have been the norm rather than the exception for the conference that opened its doors in 1979.

Most recently the league welcomed Virginia Tech as its 14th full member in 2000-01.

The 1990s was a decade of enormous change in college athletics with conferences adding new members and new leagues beginning. The BIG EAST was no different than most groups. The league has had four separate expansions in the past 11 years. The BIG EAST Football Conference, with eight members, became a major player in college football immediately after its inception in 1991.

The BIG EAST became a reality on May 31, 1979, following a meeting of athletic directors from Providence College, St. John's, Georgetown and Syracuse Universities. Seton Hall, Connecticut and Boston College completed the original seven school alliance.

After one season, Villanova was added and began play in 1980-81. Two seasons later, Pittsburgh joined the group and started competition in '82-83.

Miami was admitted in 1990 and began BIG EAST competition in '91-92. Rutgers, West Virginia and Notre Dame joined in '94 in two separate expansions and began play in 1995-96.

BIG EAST CONFERENCE DIRECTORY

BIG EAST CONFERENCE

222 Richmond Street
Suite 110
Providence, RI 02903

www.bigeast.org

Phone: (401) 272-9108
Communications: (401) 453-0660
Communications Fax: (401) 751-8540



**Commissioner
Mike Tranghese**

BIG EAST Communications

Associate Commissioner for Communications: John Paquette
Assistant Commissioner for Communications: Tammy Donovan
Director of Communications: Rob Carolla
Communications Assistant: Jeff Mead
Communications Assistant: Angela Rioux

While the membership has increased, the focus of the BIG EAST remains unchanged. It is a group that reflects a tradition of broad based programs, led by administrators and coaches who place a constant emphasis on academic integrity. The BIG EAST Conference has enjoyed a leadership role nationally. Its student athletes own significantly high graduation rates and their record of scholastic achievement notably reflect a balance between intercollegiate athletics and academics.

Any successful consortium enjoys outstanding leadership. Michael Tranghese, the league's first full-time employee, and for 11 years the associate of Dave Gavitt, took over the Commissioner's reins in June 1990. The expansion in membership is only a portion of Tranghese's achievements. In his first year at the helm, he administered the formation of The BIG EAST Football Conference in addition to coordinating the four expansions.

BIG EAST sports attract the interest of followers in the nation's largest media markets including New York, Chicago, Philadelphia, Boston, Washington, D.C., Miami, Pittsburgh and Hartford. The league has long been considered a leader in innovative concepts in promotion and publicity, particularly regarding television. Those efforts have resulted in unparalleled visibility for BIG EAST student athletes. Exclusive long range television contracts with CBS, ESPN, Inc. and ABC provide BIG EAST basketball and football with more television exposure.

While BIG EAST basketball games are regular sellouts at campus and major public arenas, including the annual BIG EAST Championship in Madison Square Garden, attendance figures also are significant at BIG EAST soccer, women's basketball and baseball games. More than 475 BIG EAST athletes have earned All-America recognition and dozens have won individual NCAA national

championships. The BIG EAST has been well represented in U.S. or foreign national and Olympic teams, with several athletes earning gold medals in the summer Olympiads in Sydney in 2000, Atlanta in 1996,

Barcelona in 1992, Seoul in 1988 and Los Angeles in 1984.

The BIG EAST has its headquarters in Providence, R.I., where the conference administers to more than 5,500 athletes in 23 sports.

BIG EAST CONFERENCE NOTES

NCAA Three-Peat

The BIG EAST has claimed the last three NCAA Championships. Connecticut won its second title in 2000, followed by Notre Dame's first in 2001 and UConn's third in 2002. The BIG EAST is the only Division I Conference to have more than one team win the national women's title in three consecutive years.

Dominating the Draft Again

On April 19, the WNBA drafted four Connecticut players in the first six selections. Consensus national Player of the Year Sue Bird, became the league's first No. 1 pick, going to the Seattle Storm. The Detroit Shock chose Swin Cash with the second pick, Asjha Jones went fourth to the Washington Mystics and Tamika Williams was the sixth overall pick by the Minnesota Lynx.

Davalyn Cunningham of Rutgers was selected in the second round by the Orlando Miracle and Notre Dame's Ericka Haney went in the third round to the Shock. Virginia Tech's Sarah Hicks was undrafted but was invited to the Utah Starzz preseason camp.

Last year the WNBA drafted a record 11 BIG EAST players including Tech's Tere Williams who was selected in the second round by the Phoenix Mercury.

BIG EAST in the NCAA Tournament

NCAA Tournament Record 84-48 (.636)

NCAA Record Since 1990-91 68-30 (.694)

National Championships: Connecticut (1995, 2000, 2002)

Notre Dame (2001)

Final Four Appearances: Connecticut (1991, 95, 96, 00, 01, 02)
Notre Dame (1997, 01)
Rutgers (2000)

Five Bids: 2001 (Connecticut, Notre Dame, Rutgers, Villanova, Virginia Tech)

2002 (Boston College, Connecticut, Notre Dame, Syracuse, Villanova)

Four Bids: 1998 (Connecticut, Miami, Notre Dame, Rutgers)

1999 (Boston College, Connecticut, Notre Dame, Rutgers)

2000 (Boston College, Connecticut, Notre Dame, Rutgers)

2003 BIG EAST CHAMPIONSHIP

Rutgers University will host the 21st BIG EAST Women's Basketball Championship Saturday through Tuesday, March 8-11, at the Louis Brown Athletic Center in Piscataway, N.J. The Scarlet Knights hosted the 1998, '99 and 2002 tournaments. For the third consecutive season, not all teams will play in the conference tournament. The top 12 institutions will participate, with seeding based on regular season finish. The top four seeds will earn byes into the quarterfinal round. The BIG EAST Tournament champion earns the league's automatic bid to the 64-team NCAA Tournament field.

First Round • Saturday, March 8

Noon #5 vs. #12
2 p.m. #8 vs. #9
6 p.m. #7 vs. #10
8 p.m. #6 vs. #11

Quarterfinals • Sunday, March 9

Noon #4 vs. Winner #5/#12
2 p.m. #1 vs. Winner #8/#9
6 p.m. #2 vs. Winner #7/#10
8 p.m. #3 vs. Winner #6/#11

Semifinals • Monday, March 10

6 p.m. Afternoon quarterfinal winners
8 p.m. Evening quarterfinal winners

Championship • Tuesday, March 11

7:30 p.m. Semifinal winners

ALL-TIME SERIES RECORDS


Team	VT Record	First Met	Last Played
Air Force	1-0	1991-92	1991-92
Akron	2-0	91-92	98-99
American University	1-1	78-79	81-82
Appalachian State	11-2	79-80	99-2000
Auburn	1-4	84-85	98-99
Boston College	3-1	89-90	2001-02
Bradley	2-0	88-89	93-94
Bridgewater	2-1	76-77	78-79
Campbell	1-0	95-96	95-96
Carson-Newman	1-0	80-81	80-81
Charleston	9-3	77-78	88-89
Cincinnati	12-10	79-80	90-91
Clemson	1-3	84-85	2001-02
Colgate	2-0	87-88	93-94
Colorado State	1-0	93-94	93-94
Connecticut	1-5	86-87	2001-02
Cornell	1-0	96-97	96-97
Dayton	11-2	91-92	99-2000
Delaware	2-0	80-81	85-86
DePaul	1-0	81-82	81-82
Detroit	0-1	81-82	81-82
Denver	1-0	2000-01	2000-01
Drexel	1-0	92-93	92-93
Duke	2-3	80-81	99-2000
Duquesne	7-3	95-96	99-2000
Eastern Illinois	0-1	90-91	90-91
East Carolina	3-2	79-80	98-99
East Tennessee State	8-7	76-77	93-94
Emory & Henry	6-4	72-73	77-78
Florida	0-2	95-96	97-98
Florida State	8-11	79-80	2000-01
Fordham	7-0	95-96	99-2000
Furman	1-0	94-95	94-95
Gardner-Webb	2-0	92-93	2001-02
Georgetown	2-1	78-79	2001-02
George Mason	3-2	86-87	98-99
George Washington	9-10	77-78	2001-02
Georgia	0-3	80-81	99-2000
Georgia Southern	1-0	83-84	83-84
Georgia State	1-0	99-2000	99-2000
Hampton	3-0	95-96	2001-02
Howard	2-0	82-83	83-84
Houston	1-2	88-89	2001-02
Illinois	0-1	91-92	91-92
Iona	1-0	96-97	96-97
James Madison	17-12	76-77	2001-02
Kentucky	1-1	87-88	88-89
Lamar	0-1	90-91	90-91
La Salle	7-4	95-96	99-2000
Lenoir Rhyne	0-1	78-79	78-79
Liberty University	8-0	81-82	2001-02
Longwood	2-1	76-77	78-79
Louisiana State	1-1	84-85	2001-02
Louisville	17-15	80-81	94-95
Loyola (Md.)	1-0	96-97	96-97
Maine	1-0	2000-01	2000-01
Marshall	8-1	78-79	92-93
Maryland	1-1	94-95	99-2000
Maryland-Baltimore County	1-0	97-98	97-98
Massachusetts	4-5	86-87	99-2000
Memphis State	8-11	81-82	90-91
Mercer	2-0	85-86	86-87
Miami	2-1	2000-01	2001-02
Michigan	0-1	96-97	96-97
Michigan State	2-0	94-95	2000-01
Mississippi	0-2	86-87	87-88

Team	VT Record	First Met	Last Played
Mississippi State	3-1	83-84	98-99
Morehead State	5-0	82-83	93-94
Norfolk State	4-3	76-77	80-81
North Carolina	2-6	79-80	94-95
Northwestern	1-1	83-84	86-87
North Carolina Asheville	1-0	2000-01	2000-01
North Carolina Charlotte	11-8	78-79	99-2000
North Carolina Greensboro	4-1	91-92	2001-02
North Carolina State	0-4	80-81	83-84
Northern Arizona	0-1	95-96	95-96
Northwestern State (La.)	1-0	2001-02	2001-02
Notre Dame	0-4	2000-01	2001-02
Ohio University	1-3	84-85	94-95
Oklahoma State	1-0	94-95	94-95
Old Dominion	4-17	76-77	2001-02
Oregon	0-1	99-2000	99-2000
Pittsburgh	2-2	79-80	2001-02
Providence	2-1	2000-01	2001-02
Queens College	1-0	81-82	81-82
Radford	17-8	76-77	2001-02
Randolph-Macon	1-0	85-86	85-86
Rhode Island	4-2	95-96	99-2000
Richmond	3-4	87-88	2001-02
Roanoke College	3-0	76-77	81-82
Rutgers	1-2	2000-01	2001-02
Saint Peter's (N.J.)	1-0	98-99	98-99
St. Bonaventure	5-1	95-96	99-2000
St. John's	2-2	82-83	2001-02
St. Joseph's (Pa.)	4-3	94-95	99-2000
St. Louis	1-1	79-80	79-80
St. Mary's (Calif.)	1-0	97-98	97-98
Seton Hall	2-0	2000-01	2001-02
Siena	0-1	97-98	97-98
South Carolina	6-15	79-80	90-91
South Florida	8-1	91-92	94-95
Southern Mississippi	11-18	83-84	94-95
Southern Utah	1-0	99-2000	99-2000
Southwest Missouri State	0-1	94-95	94-95
Stetson	0-1	95-96	95-96
Syracuse	2-2	88-89	2001-02
Temple	4-2	82-83	99-2000
Tennessee	0-7	82-83	98-99
Tennessee-Chattanooga	3-0	84-85	94-95
Tennessee Tech	0-1	84-85	84-85
Texas Tech	0-2	94-95	2000-01
Towson State	1-0	90-91	90-91
Tulane	9-8	81-82	94-95
Vanderbilt	0-1	91-92	91-92
Vermont	1-0	2001-02	2001-02
Villanova	2-2	97-98	2001-02
Virginia	4-24	76-77	2001-02
Virginia Commonwealth	17-7	76-77	96-97
Virginia State	2-3	76-77	80-81
Virginia Union	2-3	77-78	80-81
Wake Forest	0-1	78-79	78-79
West Virginia	7-4	77-78	2001-02
West Virginia State	1-0	89-90	89-90
West Virginia Wesleyan	2-0	78-79	80-81
Western Carolina	2-0	92-93	93-94
William & Mary	11-1	76-77	94-95
Wingate	1-0	92-93	92-93
Winthrop College	2-0	79-80	94-95
Wisconsin	1-0	97-98	97-98
Xavier (Ohio)	2-9	95-96	99-00
Yale	1-0	81-82	81-82
Youngstown State	0-1	91-92	91-92

HOKIES

HISTORY & RECORDS

TECH
VIRGINIA



"It has been very exciting to see the tremendous growth of women's basketball during my 19 years with the Tech athletics department. We have made incredible progress and have truly upgraded through numerous levels. Coach Bonnie Henrickson's program is now among the top programs in the nation, and is poised to climb the ladder even higher."

— Senior Associate A.D. Sharon McCloskey

HOKIE HOOPS HISTORY

From a humble beginning more than 30 years ago, Virginia Tech has made continuous improvements that have made the program a regular in postseason play

The Beginnings

Women's basketball at Virginia Tech began in 1970 as a club sport under the direction of coach Ganna Roberts. John Ristroph coached the squad during the 1972-73 season. In 1973, Joe Sgro, a professor at Tech, took over the team until 1976 when John Wetzel was named head coach. The women's basketball team gained full varsity status beginning with the 1976-77 season.

Tech's Varsity Coaches

The Hokies' first varsity coach was former Tech player and former assistant coach of the Portland Trail Blazers, John Wetzel. He played on the men's team from 1963-66 then went on to play pro ball with the Lakers, Suns and Hawks before coming back to Tech to finish his education and coach the women's squad. In his first and only season his team recorded a 7-9 record.

Taking over for Wetzel in 1977 was Carolyn Owen, whose team registered an 8-16 mark. In 1978, Carol Alfano came on the scene and in just her second season she guided the Tech ladies to their first winning record. Bonnie Henrickson became the Hokies' fourth head coach in 1997, taking over for Alfano, who had served as Tech's coach for 19 seasons.

First Scholarship Players

The first women's basketball player to earn any kind of scholarship was Helena Flannagan in 1977 when she received partial aid. Kim Albany (1978-82), who was recruited by Carolyn Owen, was Tech's first full scholarship player. Also in 1978, Sis Spriggs received a full grant, and partials went to Donna Cooper, Pauline Landis and Sandy Berry.

Retired Jersey

Renee Dennis' No. 44 jersey was retired at the conclusion of her career in 1987. Dennis, from Bridgeport, Conn., is one of only 14 athletes in Tech athletic history to have his or her jersey number retired. She was the first female athlete to receive that honor. The others to have their jerseys retired are footballers Coach Frank Beamer, Cornell Brown, Carroll Dale, Frank Loria, Corey Moore, Jim Pyne, Bruce Smith and Michael Vick, men's basketball stars Dell Curry, Vernell "Bimbo" Coles, Allan Bristow and Ace Custis, and volleyball standout Lisa Pikalek.

Earlier standouts such as Renee Dennis (44) helped set the stage for Tech's current crop of talented players, such as Ieva Kublina (14), to take the Hokies to the next level.

Professional Players

Renee Dennis played professionally in Australia where she was her division's Player of the Year in 1989-90. Wendy Sanders played professionally in Belgium.

Tere Williams became the first Hokie to be selected in the WNBA Draft when she was selected in the third round by the Phoenix Mercury.

Best of the Metro

The Virginia Tech women's basketball team won two championships while a member of the Metro Conference. Tech won the 1994 Metro

Conference Tournament by knocking off Virginia Commonwealth, UNC Charlotte and Southern Mississippi in succession. The Hokies captured the 1995 Metro regular season championship with a 10-2 league record.

Atlantic 10 Champs

The Hokies captured the Atlantic 10 Tournament championship in 1998 with a thrilling 66-64 overtime win over host Massachusetts. Virginia Tech won the Atlantic 10 regular season title in 1998-99 with a 15-1 league record.

The 1,000-Point Club

Fourteen Virginia Tech women's basketball players have reached the 1,000-point plateau, with the two most recent players being Sarah Hicks and Chrystal Starling, who joined the club during the 2001-02 season. Tech's all-time leading scorer is Renee Dennis. Dennis totalled 1,791 points during her Tech career. Other Hokies who have reached the 1,000 point plateau are, Tere Williams (1,750), Jenny Root (1,572), Christi Osborne (1,500), Amy Wetzel (1,444), Amy Byrne (1,291), Susan Walvius (1,161), Robin Lee (1,147), Michelle Houseright (1,112), Sarah Hicks (1,092), Angie Kelly (1,092), Michelle Bain (1,068), Lisa Griffith (1,033) and Chrystal Starling (1,031).

National Honors

Tere Williams and Lisa Witherspoon were named as honorable mentions to the 1999 Associated Press All-America teams. In 1995 Jenny Root was a honorable mention selection to the Kodak All-America team. The Women's Basketball News Service named Tere Williams to the 1998 Freshman All-America third team.

Academic Excellence

Christi Osborne was named to the GTE Academic All-America first team in 1994-95 and was a second-team member in 1993-94. Several Hokies have been named to the GTE District III Academic All-America team, including Amy Byrne (1988-89), Christi Osborne (1992-93, 1993-94, 1994-95), Maria

Albertsson (1997-98, 1998-99), Amy Wetzel (1998-99, 1999-00) and Sarah Hicks (2001-02). Osborne was

also a recipient of the Rawlings Scholarship Award (1994-95).

Continued on next page



Christi Osborne

VIRGINIA TECH'S WINS OVER NATIONALLY-RANKED TEAMS

- In 1984, Tech shocked No. 20 North Carolina, 74-73, behind Renee Dennis' 17 points.

- In 1984, the Hokies defeated No. 16 Louisiana State, 86-77, in the Marriott-Converse Christmas Classic at Blacksburg.

- One of the biggest wins in Tech women's basketball history came in 1985 when Tech upset No. 5 Old Dominion, 73-72. It was the first win over the Lady Monarchs in 11 games.

- In 1987, the Hokies upset 16th-ranked James Madison, 63-61, behind a 16-point, 13-rebound performance from freshman Amy Byrne.

- In the middle of what was then the longest winning streak in school history, the Hokies upset No. 13 South Carolina in 1987 in Blacksburg, 63-59. Amy Byrne led the Lady Hokies with 16 points and 12 rebounds.

- Virginia Tech upset No. 18 Southern Mississippi,

60-59, in a Cassell Coliseum barn-burner Feb. 28, 1994. Guard Lisa Leftwich, who led Tech with 18 points, hit a key finger roll with 42 seconds remaining.

- In one of the biggest games in the program's history, Tech defeated No. 19 Southern Mississippi in the final of the 1994 Metro Conference Tournament, 83-76. The win gave Tech its first-ever Metro Tournament title and sent the Hokies to the NCAA Tournament for the first time in their history.

- The Hokies knocked off No. 9 Virginia, 69-62, in Cassell Coliseum Jan. 13, 1995. The win propelled Virginia Tech into the national rankings for the first time. Christi Osborne, Angela Donnell, Jenny Root and Terri Garland all scored in double figures for the Hokies.

- Tech downed No. 24 Wisconsin, 75-64, in the first round of the 1998 NCAA regional in Gainesville. Guard Amy Wetzel converted a school record 16-17 free throw attempts and scored 28 points to pace the Hokies.

- The Hokies travelled to "Tobacco Road" on Nov. 17, 1998 to knock off sixth-ranked and eventual national runner-up Duke, 72-70, at Cameron Indoor Stadium. An injured Kim Seaver came off the bench to lead Tech with 14 points and nine rebounds.

- Tech defeated in-state rival and 17th-ranked Virginia, 81-65, on Nov. 30, 1998 at Cassell Coliseum. Tere Williams recorded her second straight double-double of the season with 21 points and 10 rebounds.

- On Nov. 30, 2000 Amy Wetzel hit a running 10-footer off the glass with 3.7 seconds remaining to give the Hokies a 57-56 win over 17th-ranked Virginia. The win marked the second consecutive time the Hokies had beaten the Cavaliers in Cassell Coliseum.

- Virginia Tech used a 13-0 run over the final five minutes to pick up a come-from-behind 65-59 over No. 24 Villanova on Jan. 23, 2001. Tere Williams led Tech with 22 points followed by Amy Wetzel with 18.


- The Hokies made an impressive debut in the BIG EAST Tournament on Mar. 4, 2001 as they knocked off 23rd-ranked Villanova for the second time during the 2000-01 season with a 73-67 win in the Tournament quarterfinals in Storrs, Conn. Chrystal Starling came off the bench to lead Tech with 21 points while Williams chipped in with 20.

- On Nov. 19, 2001, Tech used a stingy defense and clutch free throw shooting in the closing seconds to defeat No. 16 Old Dominion 68-62. The Hokies held the Monarchs to only 37.7 percent from the field. Chrystal Starling led Tech with 20 points while Sarah Hicks added 14.

- The Hokies put together one of their best performances of the season on Jan. 9, 2002 with a 72-53 win over 24th-ranked Boston College. Tech shot a sizzling 59.1 percent from the field while holding the Eagles to only 31.1 percent. Ieva Kublina led the way with 19 points, 11 rebounds and five blocks while Chrystal Starling also contributed 19 points.

All-BIG EAST Conference

Tere Williams was the first Hokie to be selected for All-BIG EAST honors after being named to the all-conference second team following the 2000-01 season. Ieva Kublina was selected the 2001-02 BIG EAST Conference Most Improved Player and was named to the all-conference second team. Sarah Hicks was a member of the 2001-02 all-conference third team.



Tere Williams

All-Atlantic 10 Conference

The Hokies were well represented on the All-Atlantic 10 Conference teams during their five years in the league. Michelle Houseright was the first Virginia Tech player named to All-Atlantic 10 team in 1996 as a second-team selection and Lisa Witherspoon was a second-team pick in 1999. Other Hokies named to the team include Tere Williams, a first-team selection in 1999 and 2000 and a second team member in 1998, Amy Wetzel, a second-team choice in 1999 and 2000, and Chrystal Starling, a member of the third team in 2000.

All-Metro Conference

In 14 seasons as a Metro Conference member, Virginia Tech placed 12 players on the all-conference team, including Jenny Root being honored as the 1994-95 Player of the Year. Hokies named to the first team include Taiqua Brittingham (1984), Renee Dennis (1986, 87), Susan Walvius (1986), Amy Byrne (1989), and Jenny Root (1994, 95). Second-team selections include Angie Kelly (1986), Maureen Donovan (1987), Michelle Bain (1988), Amy Byrne (1989), Missy Sallade (1989, 90), Jeni Garber (1991), Lisa Griffith (1992), Christi Osborne (1993, 94, 95) and Jenny Root (1993).

Tournament Stars

Virginia Tech players have left their mark in postseason play through the years. Ieva Kublina (2002) was named to the WNIT All-tournament team. Tere Williams (1998) and Amy Wetzel (1999) were named to the All-Atlantic 10 Tournament team as was former Tech standout Michelle Houseright (1998). Christi Osborne was a three-time member of the All-Metro Tournament team (1992, 93, 94) and was selected as the 1994 Most Valuable Player. Two-time All-Metro tournament members include Taiqua Brittingham (1983-84), Renee Dennis (1986-87), Jeni Garber (1988-89) and Sue Logsdon (1993-94).

Freshman Phenoms

Freshmen have made an immediate impact on the women's basketball program through the years. Tere Williams was named to the 1998 Women's Basketball News Service Freshman All-American Third Team as well as being named Atlantic 10 Co-Rookie of the Year. Virginia Tech placed one player on the Atlantic 10 All-Rookie team in each of its five seasons in the league. Three Hokies, Jeni Garber (1988-89), Sue Logsdon (1990-91) and Christi Osborne (1991-92), were named to the Metro Conference All-Rookie team.

THE HOKIES' MILESTONE WINS

First Varsity Win — The Virginia Tech women's basketball team earned its first win as a varsity sport by defeating Bridgewater College, 59-55, in 1976. The Hokies, who overcame a five-point deficit, outscored the Eagles by nine points down the stretch to clinch the win. Sophomore Gail Kelley led the way with 17 points, followed by Karen Garbis' 13.

50th Win — Tech's 50th win as a varsity sport came on Jan. 28, 1981 against James Madison. Sis Spriggs was one of three Hokies in double figures with 15 points as Tech downed the Dukes, 66-58. Also in double figures were Tammie Edwards with 13 and Maureen Corrigan, who had 10 points to go with 10 rebounds.

100th Win — The Hokies picked up their century win by upsetting nationally ranked North Carolina, 74-73, in a thriller at Roanoke Va., on Dec. 1, 1984. Tech was paced by Renee Dennis' 17-point performance, but a number of players shined in the upset victory. Susan Walvius, a 6-2 center, added 16 points and five rebounds, guard Angie Kelly chipped in 15 points, and guard Maureen Donovan contributed seven points and six rebounds.

150th Win — Tech registered win No. 150 on January 16, 1988 when it squeaked past Louisville in Blacksburg, 68-67. Keying the victory was center Michelle Bain, who tallied 19 points and nine rebounds, while forward Wendy Sanders pumped in 16 points. Point guard Denise Kayajian had a career-high (at the time) eight assists to go along with nine points against the Lady Cardinals.

200th Win — Tech won its 200th game in the final of the 1991 Diamond Club Classic when it downed UNC Greensboro 84-65 in Cassell Coliseum. Phyllis Tonkin scored 20 points and grabbed nine rebounds to lead the Tech women. Lisa Griffith kicked in 17 points while Dayna Sonovick had nine rebounds and six assists.

250th Win — The Hokies won their 250th career game by knocking off 19th-ranked, Southern Mississippi, 83-76, in the final of the 1994 Metro Conference Tournament in Biloxi, Miss. Southern Miss was the tournament's top seed. Christi Osborne led the way with 19 points while Sue Logsdon had 18, Lisa Leftwich pitched in with 17 and Jenny Root contributed 14 points.

300th Win — Tech posted its 300th win in the program's history in a 84-60 win over Rhode Island in the Hokies' 1997-98 conference opener. The Cassell Coliseum crowd witnessed an outstanding performance from guard Amy Wetzel, who finished with 14 points and three steals. The win also marked Bonnie Henrickson's first Atlantic 10 Conference win as a head coach.

350th Win — Tech picked up win No. 350 on January 6, 2000 when it coasted to a 81-38 win over Rhode Island. The victory was also Tech's 200th in Cassell Coliseum. The Hokies opened the game on a 12-0 run and cruised to a 42-16 halftime lead. The Hokies placed five players in double figures led by Nicole Jones, Kim Seaver, Chrystal Starling and Tere Williams with 12 points each. Tech outrebounded the Rams 44-24 and blocked seven shots in the victory.

400th Win — The Hokies recorded win No. 400 on January 19, 2002 with a 69-50 win over St. John's. Tech jumped out to a 39-20 halftime lead and cruised to the victory behind 16 points from Chrystal Starling along with Nicole Jones' 12 points and Sarah Hicks with 11. The Hokies held the Red Storm to only 30.8 percent from the field while Tech shot a sizzling 64.0 percent in the first half.

CONFERENCE HISTORY

Virginia Tech Now a Member of the Prestigious BIG EAST

The 2001-2002 academic year was Virginia Tech's second in the BIG EAST Conference as an all-sports member.

The BIG EAST has long been recognized as one of the strongest women's basketball conferences in the nation. Virginia Tech's women's basketball program has made an immediate impact on the league, with a combined 20-12 regular season record. Tech advanced to the postseason for the fifth consecutive time last year by advancing to the semifinals of the WNIT. The BIG EAST has posted a 82-48 record (.631) in the NCAA Tournament since 1991, including national championships in 1995, 2000 and 2002 by Connecticut and in 2001 by Notre Dame. The last two seasons the conference has received five bids to the NCAA Tournament and a league member has won the last three national championships. The conference also has had five teams with 20 or more wins the last two years.

Virginia Tech, a charter member of the BIG EAST football conference which was formed in 1991, became the 14th member of the conference, which conducts 20 championships in 16 men's and women's sports. Virginia Tech conducts varsity programs in 15 BIG EAST sports.

"Our directors of athletics strongly believe Virginia Tech's full membership will enhance our championship programs," BIG EAST Commissioner Michael Tranghese said.

Tech's conference membership has been an evolving process since Feb. 13, 1872, when Tech was founded. Tech didn't compete in an intercollegiate sporting event for 20 years. In the spring of 1892, the Tech baseball team took on Newport, winning 18-8

in the first sporting event ever at Tech.

On Feb. 25-26, 1921, Tech, under the leadership of athletics director C.P. "Sally" Miles, joined the Southern Intercollegiate Conference as a charter member. Other members included Alabama, Alabama Polytechnic Institute (Auburn), Clemson, Georgia, Georgia School of Technology (Georgia Tech), Kentucky, Maryland, Mississippi Agricultural and Mechanical College (Mississippi State), North Carolina, North Carolina State, Tennessee, Virginia and Washington & Lee. In 1922, Louisiana State, Mississippi, South Carolina, Vanderbilt and Tulane joined the conference.

In December, 1923, the name of the conference was officially changed to the Southern Conference. Also, conference officials added the University of the South to the conference. The following year, VMI joined the conference, and in 1929, Duke joined.

In 1932, it was agreed that the 13 southernmost members should form a separate conference, starting a domino effect that would eventually lead to Tech becoming an independent. The Southeastern Conference, thus, was formed with Alabama, Auburn, Florida, Georgia, Georgia Tech, Kentucky, LSU, Mississippi, Mississippi State, Sewanee, Tennessee, Tulane and Vanderbilt as the members.

Twenty-one years later, in 1953, Clemson, Duke, North Carolina, North Carolina State, Maryland, South Carolina and Wake Forest College all withdrew to form the Atlantic Coast Conference.

In June, 1965, Virginia Tech withdrew from the Southern Conference and competed as an independent in virtually every sport until 1978.

In May, 1978, Tech ended its 13-year status as a major

independent by accepting a bid to join the Metropolitan Collegiate Athletic Conference, also known as "the Metro," for all sports except football. The Hokies joined Cincinnati, Florida State, Louisville, Memphis State, St. Louis and Tulane in the Metro, which was founded in 1975.

On Feb. 5, 1991, after 26 years as a football independent, Tech officially accepted a bid to join the newly-created BIG EAST Football Conference. Tech joined Miami, Syracuse, Boston College, Pittsburgh, West Virginia, Temple and Rutgers as charter members of the conference.

In January, 1995, five Metro members — UNC Charlotte, Tulane, Louisville, Southern Miss and South Florida — voted Tech and Virginia Commonwealth out of the league. At the time, those schools were planning on a merger with other Midwestern schools (hence, the birth of Conference USA) and the Hokies and Rams were not

interested in such a merger. A month later, on Feb. 3, Tech, VCU and the Metro agreed to a \$2.27 million settlement in which the Hokies and Rams split.

Tech wasted little time in moving on, as just two weeks later it joined the Atlantic 10 for all sports except football, which is in the BIG EAST, and wrestling, which was in the Colonial.

During the summer of 1999, Virginia Tech received a proposal from the BIG EAST to join the conference as an all-sports member except for wrestling, which will remain in the prestigious Eastern Wrestling League. And finally on Aug. 24, 1999, Tech and the BIG EAST announced that the Hokies would join the conference for all sports.

"Virginia Tech is thrilled to become a full member of the BIG EAST Conference and looks forward to its academic and athletic associations with the entire membership," Tech president Paul Torgersen said.

"Joining the BIG EAST was tremendous not just for our women's program but for the entire athletic department. In particular for our program it means competing at the highest level and on a national level. The affiliation provides us with the opportunity to recruit players who want to compete at that high level which is something that we felt very talented players want to do. They want to play with great players, which we have in our program, and to play against great players, which we certainly have in our league. In the long run, this is the best thing to happen in our program's history."

— Bonnie Henrickson

INDIVIDUAL RECORDS

Most Points

Game: 34, Renee Dennis vs. Memphis State, 2-7-87
Season: 561, Amy Byrne, 1989-90
BIG EAST Game: 29, Ieva Kublina at Miami, 2-20-02
BIG EAST Season: 280, Ieva Kublina, 2001-02
BIG EAST Tourn. Game: 20, Tere Williams vs. Villanova, 3-4-01

Highest Scoring Average

Season: 20.0, Amy Byrne, 1989-90
BIG EAST Season: 17.5, Ieva Kublina, 2001-02

Most Field Goal Attempts

Game: 30, Renee Dennis, vs. Memphis State, 2-7-87
Season: 472, Renee Dennis, 1986-87
BIG EAST Game: 22, Tere Williams vs. Notre Dame, 3-5-01
BIG EAST Season: 219, Ieva Kublina, 2001-02
BIG EAST Tourn. Game: 22, Tere Williams vs. Notre Dame, 3-5-01

Most Field Goals Made

Game: 14, Renee Dennis vs. Florida State, 1-3-87, and Memphis State, 2-7-87
Season: 212, Renee Dennis, 1986-87
BIG EAST Game: 11, Ieva Kublina vs. Seton Hall, 2-17-02
BIG EAST Season: 113, Ieva Kublina, 2001-02
BIG EAST Tourn. Game: 8, Tere Williams vs. Villanova, 3-4-01



Renee Dennis holds the record for most points in a game (34).

Most 3-Point Field Goal Attempts

Game: 15, Jeni Garber vs. South Carolina 2-16-91, Sarah Hicks vs. Duke, 12-08-99
Season: 224, Jeni Garber, 1990-91
BIG EAST Game: 9, Sarah Hicks vs. Boston College, 2-18-01, and at Syracuse, 1-23-02, Chrystal Starling at Syracuse, 1-23-02
BIG EAST Season: 76, Sarah Hicks, 2001-02
BIG EAST Tourn. Game: 7, Sarah Hicks vs. Notre Dame, 3-5-01

Most 3-Point Field Goals Made

Game: 8, Jeni Garber vs. South Carolina, 2-16-91
Season: 70, Jeni Garber, 1990-91
BIG EAST Game: 4, Sarah Hicks at Rutgers, 12-6-00, and at Miami, 2-5-02
BIG EAST Season: 26, Sarah Hicks, 2001-02
BIG EAST Tourn. Game: 2, Ieva Kublina vs. Villanova, 3-4-01

Most Consecutive Games Scoring a Three-Pointer

Overall Career: 18, Jeni Garber, 1988-91
BIG EAST Career: 7, Sarah Hicks, 2000-02

Best Field Goal Percentage

Game: 1.000 (9-9), Amy Byrne vs. Kentucky, 2-19-89
Season: 60.2 (192-319), Tere Williams, 1998-99 (min. 200 attempts)
BIG EAST Game: 80.0 (8-10), Chrystal Starling at West Virginia, 2-14-01 (min. 5 made)
BIG EAST Season: 51.6 (113-219), Ieva Kublina, 2001-02 (min. 150 attempts)
BIG EAST Tourn. Game: 58.3 (7-12) Chrystal Starling vs. Villanova, 3-4-01

Most Free Throws Attempted

Game: 17, Robin Lee vs. Florida State, 1-16-82; Christi Osborne vs. Oklahoma State, 12-20-94 and Amy Wetzels vs. Wisconsin, 3/14/98
Season: 203, Amy Byrne, 1989-90 and Amy Wetzels, 1998-99
BIG EAST Game: 11, Amy Wetzels at St. John's, 2-17-01 and Wetzels vs. Villanova, 1-23-01
BIG EAST Season: 77, Nicole Jones, 2001-02
BIG EAST Tourn. Game: 6, Chrystal Starling vs. Villanova, 3-4-01



Jeni Garber set a Tech single-game record with eight treys.

Most Free Throws Made

Game: 16, Amy Wetzels vs. Wisconsin, 3/14/98
Season: 153, Amy Wetzels, 1998-99
BIG EAST Game: 10, Chrystal Starling at Providence, 2-3-01 and Amy Wetzels vs. Villanova, 1-23-01
BIG EAST Season: 57, Nicole Jones, 2001-02
BIG EAST Tourn. Game: 6, Chrystal Starling vs. Villanova, 3-4-01

Best Free Throw Percentage

Game: 1.000 (13-13), Sue Logsdon vs. William & Mary, 1-2-91 and 1.000 (11-11), Christi Osborne vs. Va. Commonwealth, 2-1-94
Season: .889 (72-81), Sue Logsdon, 1990-91
BIG EAST Game: 1.000 (10-10), Chrystal Starling at Providence, 2-3-01
BIG EAST Season: 86.4 (57-66), Chrystal Starling, 2001-02
BIG EAST Tourn. Game: 1.000 (6-6), Chrystal Starling vs. Villanova, 3-4-01 (min. 6 made)

Most Consecutive Free Throws

Season: 38, Christi Osborne, 1993-94
BIG EAST Season: 20, Chrystal Starling, 2000-01

Most Rebounds

Game: 21, Karen Garbis vs. James Madison, 2-16-78, Nicole Jones vs. Hampton, 12/29/99
Season: 275, Tammie Edwards, 1981-82
BIG EAST Game: 16, Ieva Kublina at Miami, 2-20-02
BIG EAST Season: 132, Ieva Kublina, 2001-02
BIG EAST Tourn. Game: 11, Nicole Jones vs. Rutgers, 3-2-02

Best Rebounding Average


Season: 9.8, Tammie Edwards, 1981-82
BIG EAST Season: 8.3, Ieva Kublina, 2001-02

Most Steals

Game: 9, Taiqua Brittingham vs. Northwestern, 12-22-83
Season: 86, Lisa Witherspoon, 1998-99
BIG EAST Game: 6, Chrystal Starling vs. St. John's, 1-19-02
BIG EAST Season: 29, Amy Wetzel, 2000-01
BIG EAST Tourn. Game: 2, Sarah Hicks vs. Villanova, 3-4-01 and Lisa Guarneri, 3-5-01

Most Assists

Game: 13, Lisa Leftwich vs. Virginia Commonwealth, 2-8-92 and 13, Lisa Witherspoon vs. Dayton, 1-4-99; vs. Xavier, 2-28-99
Season: 246, Lisa Witherspoon, 1998-99
BIG EAST Game: 10, Lisa Guarneri at West Virginia, 2-14-01
BIG EAST Season: 63, Lisa Guarneri, 2001-02
BIG EAST Tourn. Game: 5, Sarah Hicks vs. Notre Dame, 3-5-01 and Amy Wetzel vs. Notre Dame, 3-5-01



Tammie Edwards pulled down 275 rebounds during the 1981-82 season.

Most Blocked Shots

Game: 9, Susan Walvius vs. Florida State, 1-4-86, and vs. Virginia, 12-10-85, and vs. Marshall, 2-12-85
Season: 93, Susan Walvius, 1985-86
BIG EAST Game: 7, Ieva Kublina vs. West Virginia, 1-16-02
BIG EAST Season: 48, Ieva Kublina, 2001-02
BIG EAST Tourn. Game: 1, several times

Most Minutes Played

Game: 54, Amy Wetzel vs. Dayton, 2-27-99 (3 OT) and Katie O'Connor vs. Dayton, 2-27-99, (3 OT)
Season: 1,104, Sherry Banks, 1996-97
BIG EAST Game: 43, Sarah Hicks vs. Boston College, 2-18-01 (OT)
BIG EAST Season: 568, Sarah Hicks, 2001-02
BIG EAST Tourn. Game: 40, Sarah Hicks vs. Rutgers, 3-2-02

Consecutive Double-Figure Scoring Games

Season: 28, Amy Byrne, 1989-90
Career: 38, Amy Byrne
BIG EAST Season: 6, Tere Williams, 2000-01, Ieva Kublina, 2001-02
BIG EAST Career: 6, Tere Williams, 2000-01, Ieva Kublina, 2000-2002



Tech assistant coach Katie O'Connor shares the record for minutes played in a game (54).



Lisa Leftwich handed out a school-record 13 assists against VCU in 1992.

INDIVIDUAL CAREER RECORDS

Most Points	1,791, Renee Dennis, 115 games, 1983-87
Best Scoring Average	15.6, Renee Dennis, 115 games, 1983-87
Most Field Goals Attempted	1,461, Renee Dennis, 115 games, 1983-87
Most Field Goals Made	694, Tere Williams, 118 games, 1997-2001
Best Field Goal Percentage550, Tere Williams, 118 games, 1997-2001
Most Free Throw Attempts	638, Renee Dennis, 115 games, 1983-87
Most Free Throws Made	489, Amy Wetzel, 129 games, 1996-2001
Best Free Throw Percentage829, Christi Osborne, 117 games, 1991-95
Most Rebounds	853, Tere Williams, 118 games, 1997-2001
Best Rebounding Average	7.2, Tere Williams, 118 games, 1997-2001
Most Assists	635, Lisa Witherspoon, 112 games, 1996-99
Most Steals	252, Taiqua Brittingham, 105 games, 1981-85
Most Blocked Shots	204, Susan Walvius, 105 games, 1982-86
Most Games Played	129, Amy Wetzel, 1996-2001
Most Games Started	119, Amy Wetzel, 1996-2001
Most Minutes Played	4,129, Amy Wetzel, 1996-2001

TEAM RECORDS

Most Points

Game: 117 vs. Mercer, 2-16-87
Season: 2,293, 30 games, 1983-84
BIG EAST Game: 92 at West Virginia, 2-14-01
BIG EAST Season: 1,027, 16 games, 2001-02
BIG EAST Tourn. Game: 73 vs. Villanova, 3-4-01

Most Points, Both Teams

Game: 201 (VT 117 vs. Mercer 84), 2-16-87; 201 (VT 103 vs. Dayton 98), 1-18-97
BIG EAST Game: 147 (VT 83 at Pittsburgh 64), 12-5-01
BIG EAST Tourn. Game: 140 (VT 73, Villanova 67, 3-4-01)

Most Points, Home Floor

Game: 104 vs. Tulane, 1984-85
BIG EAST Game: 86 vs. Pittsburgh, 2-11-01

Most Points, Opponent's Floor

Game: 117 vs. Mercer, 2-16-87
BIG EAST Game: 92 at West Virginia, 2-14-01



Michelle Bain scored 20 of the team's school-record 117 points against Mercer.



Jenny Root had 20 points in the Hokies' 102-43 win over Western Carolina.

Most Points, One Half

Game: 63 (2nd) vs. Western Carolina, 12-1-93
BIG EAST Game: 49 (2nd) at Pittsburgh, 12-5-02
BIG EAST Tourn. Game: 41(2nd) vs. Villanova, 3-4-01

Fewest Points, One Half

Game: 12 (1st) vs. Virginia, 1-9-78
BIG EAST Game: 15 (1st) vs. Connecticut, 2-7-01
BIG EAST Tourn. Game: 17 (1st) vs. Notre Dame, 3-5-01, vs. Rutgers (1st), 3-2-02

Fewest Points, Both Teams

Game: 84 (JMU 47 vs. VT 37), 1976-77
BIG EAST Game: 94 (VT 48 at Syracuse 46), 1-31-01
BIG EAST Tourn. Game: 87 (Rutgers 44, VT 43), 3-2-02

Largest Victory Margin

Game: 59 vs. Western Carolina (102-43), 12-1-93
BIG EAST Game: 39 at West Virginia (92-53), 2-14-01
BIG EAST Tourn. Game: 6 vs. Villanova (73-67), 3-4-01

Worst Defeat

Game: 60 vs. Old Dominion (108-48), 1-27-78
BIG EAST Game: 52 vs. Connecticut (38-90), 2-7-01
BIG EAST Tourn. Game: 18 vs. Notre Dame (49-67), 3-5-01

Most Points In Losing

Game: 90 vs. Clemson, 12-29-84
BIG EAST Game: 64 vs. Notre Dame, 1-3-01, at Villanova, 2/23/02
BIG EAST Tourn. Game: 49 vs. Notre Dame, 3-5-01

Fewest Points Scored

Game: 33 vs. Tennessee, 2-22-95
BIG EAST Game: 38 vs. Connecticut, 2-7-01
BIG EAST Tourn. Game: 43 vs. Rutgers, 3-2-02

Fewest Points Allowed

Game: 35 vs. George Washington, 12-4-88
BIG EAST Game: 46 at Syracuse, 1-31-01
BIG EAST Tourn. Game: 44 vs. Rutgers, 3-2-02

Most Points Allowed

Game: 108 vs. Old Dominion, 1-27-78
BIG EAST Game: 90 vs. Connecticut, 2-7-01
BIG EAST Tourn. Game: 67 vs. Villanova, 3-4-01 and vs. Notre Dame, 3-5-01

Most Field Goals Attempted

Game: 94 vs. Appalachian State, 11-17-79
Season: 2,009, 30 games, 1983-84
BIG EAST Game: 66 vs. Boston College, 2-18-01
BIG EAST Season: 817, 16 games, 2000-01
BIG EAST Tourn. Game: 64 vs. Notre Dame, 3-5-01

Most Field Goals Made

Game: 51 vs. Mercer, 2-16-87
Season: 928, 29 games, 1984-85
BIG EAST Game: 34 at West Virginia, 2-14-01
BIG EAST Season: 368, 16 games, 2001-02
BIG EAST Tourn. Game: 25 vs. Villanova, 3-4-01

Best Field Goal Percentage

Game: 66.1 (37-56) at Appalachian State, 11-28-87
Season: 47.8 (771-1614), 31 games, 1999-00
BIG EAST Game: 60.7 (34-56) at West Virginia, 2-14-01
BIG EAST Season: 45.8 (368-804), 2001-02
BIG EAST Tourn. Game: 53.2 (25-47) vs. Villanova, 3-4-01

Most 3-Point Field Goals Made

Game: 12, vs. Southern Mississippi, 2-13-93
Season: 140, 1990-91, 2001-02
BIG EAST Game: 8 vs. Notre Dame, 1-3-01
BIG EAST Season: 65, 2001-02
BIG EAST Tourn. Game: 4 vs. Villanova, 3-4-01

Most 3-Point Field Goal Attempts

Game: 24 at Syracuse, 1-23-02
Season: 396, 1990-91
BIG EAST Game: 24 at Syracuse, 1-23-02
BIG EAST Season: 191, 2001-02
BIG EAST Tourn. Game: 16 vs. Notre Dame, 3-5-01

Most 3-Point Field Goals Made, Both Teams

Game: 17 (Tech vs. USC), 2-16-91; (Tech vs. Southern Mississippi), 1-18-93
BIG EAST Game: 14 (Tech vs. Connecticut), 2-7-01
BIG EAST Tourn. Game: 13 (Tech vs. Villanova), 3-4-01

Most 3-Point Field Goal Attempts, Both Teams

Game: 45 (Tech vs. USC) 2-16-91
BIG EAST Game: 43 (Tech vs. Connecticut), 2-7-01
BIG EAST Tourn. Game: 29 (Tech vs. Villanova), 3-4-01



Christi Osbourne hit six of the Hokies' record 12 treys against Southern Mississippi in 1993.

Most Free Throws Attempted

Game: 58 vs. Yale, 1-9-82
Season: 754, 28 games, 1981-82
BIG EAST Game: 42 vs. Providence, 2-21-01
BIG EAST Season: 346, 2000-01
BIG EAST Tourn. Game: 21 vs. Villanova, 3-4-01

Most Free Throws Made

Game: 43 vs. Yale, 1-9-82
Season: 521, 30 games, 1993-94
BIG EAST Game: 30 vs. Providence, 2-24-01
BIG EAST Season: 249, 2000-01
BIG EAST Tourn. Game: 19 vs. Villanova, 3-4-01



Best Free Throw Percentage

Game: 1.000 (15-15) vs. William & Mary, 2-4-78
Season: .734, 30 games, 1993-94
BIG EAST Game: 86.7 (26-30) at Providence, 2-3-01 and at Seton Hall, 2-24-01
BIG EAST Season: 72.2 (226-313), 2001-02
BIG EAST Tourn. Game: 90.5 (19-21) vs. Villanova, 3-4-01

Most Rebounds

Game: 75 vs. Liberty, 1-8-90
Season: 1,322, 29 games, 1979-80
BIG EAST Game: 48 at West Virginia, 2-14-01
BIG EAST Season: 588, 2000-01
BIG EAST Tourn. Game: 34 vs. Notre Dame, 3-5-01

Highest Rebounding Average

Season: 47.6, 24 games, 1979-80
BIG EAST Season: 36.8, 2000-01

Noreen Breenan made nine of a team-record 43 free throws in 1982 vs. Yale.

MISCELLANEOUS RECORDS

Tech's All-Time Varsity Record	406-331 (26 years)
Cassell Coliseum Record	229-102 (69.2%)
Consecutive Home Court Wins	25, 1992-94
Record in Metro Conference Tournament	13-17
Record in Atlantic 10 Conference Tournament	8-4
Record in BIG EAST Conference Tournament	1-2
Largest Margin of Victory at Home	59 vs. Western Carolina (102-43), 1993-94
Worst Defeat at Home	108-48, Old Dominion, 1977-78
Worst Defeat on the Road	93-44, Virginia, 1990-91; 93-44, Louisville, 1991-92
Most Games Played	32, 1997-98, 2001-02
Most Wins	28, 1998-99
Most Losses	21, 1996-97
Fewest Wins	7, 1976-77
Fewest Losses	3, 1998-99
Longest Winning Streak	18, 1998-99
Longest Losing Streak	7, 1977-78
Highest Scoring Average	78.3, 29 games, 1984-85
Lowest Defensive Average	56.6, 16 games, 1976-77
Highest Won-Lost Percentage903, 28-3, 1998-99
Lowest Won-Lost Percentage323, 10-21, 1996-97
Most Consecutive Winning Seasons	5, 1997-98/2001-02
Most Metro Conference Wins (reg. season)	10, 1994-95
Most Atlantic 10 Conference Wins (reg. season)	15, 1998-99
Most BIG EAST Conference Wins (reg. season)	11
Most Consecutive Metro Wins (reg. season)	6, 1994-95
Most Consecutive Atlantic 10 Wins (reg. season)	8, 1998-99
Most Consecutive BIG EAST Wins (reg. season)	6, 2001-02
Most Consecutive Metro Losses (reg. season)	6, 1987-88
Most Consecutive Atlantic 10 Losses (reg. season)	5, 1996-97
Most Consecutive BIG EAST Losses (reg. season)	3, 2001-02

SINGLE GAME HIGHS

VIRGINIA TECH

Points

34	Renee Dennis vs. Memphis State, 2-7-87
33	Michelle Hollister vs. Fordham, 3-1-96
33	Renee Dennis vs. Florida State, 1-3-87
32	Ieva Kublina vs. Houston, 3-23-02
	Jenny Root vs. Morehead State, 2-25-93
31	Joyce Waddy vs. Mercer, 2-22-86
30	Dayna Sonovick vs. East Tennessee State, 12-4-91
	Renee Dennis vs. North Carolina, 12-4-85
29	Ieva Kublina at Miami, 2-20-02
	Michelle Hollister vs. La Salle, 1-25-96
	Jenny Root vs. Radford, 2-12-92
	Amy Byrne vs. Radford, 2-28-90
	Michelle Bain vs. Florida State, 2-20-88
	Susan Walvius vs. Mercer, 2-22-86
	Susan Walvius vs. Virginia, 12-10-85
	Robin Lee vs. Florida State, 1-16-82
28	Sarah Hicks at Louisiana State, 11-25-01
	Amy Wetzel vs. Xavier, 2-28-99
	Amy Wetzel vs. Wisconsin, 3-14-98
	Michelle Hollister vs. George Washington, 2-27-96
	Jeni Garber vs. Memphis State, 3-9-89

Rebounds

21	Nicole Jones vs. Hampton, 12/29/99
	Karen Garbis vs. James Madison, 2-16-78
19	Tammie Edwards vs. Detroit, 12-28-81
	Debbie Stovall vs. Emory and Henry, 12-9-77
18	Joyce Waddy vs. Louisville, 2-23-87
	Susan Walvius vs. Florida State, 1-4-86
	Peg Bunger vs. West Virginia, 2-22-78
	Peg Bunger vs. Va. Commonwealth, 2-17-78
17	Michelle Hollister vs. James Madison, 12-21-97
	Tammie Edwards vs. N.C. State, 12-6-82

OPPONENTS

Points

41	Bev Smith (Morehead State), 2-25-93
	Stephanie Howard (Radford), 2-10-88
39	Keisha Johnson (Tulane), 1-15-94
	Janet Knight (Clemson), 12-29-84
38	Korie Hlede (Duchesne), 1-27-98
37	Beth Hunt (South Carolina), 2-5-90
36	Cheryl Cook (Cincinnati), 1-28-84
	Karen Pelphrey (Marshall), 11-29-82
35	Kelly Hoover (Va. Commonwealth), 3-2-87
	Christi Hester (Dayton), 1-18-97
34	Heather Burge (Virginia), 12-8-92
	Bev Burnette (Florida State), 2-20-88
	Cheryl Cook (Cincinnati), 1-26-85
	Karen Stephens (Temple), 12-28-82
	Susan Highfill (Roanoke), 2-15-77
33	Katie Beck (ETSU), 1-21-86
	Caroline Mast (Ohio Univ.), 11-24-84
32	Chandi Jones (Houston), 3-23-02
	Daphne Hawkins (Virginia), 12-8-87

Rebounds

22	DeShawne Blocker (East Tennessee St.), 1-2-94
21	Glenda Stokes (Florida State), 1-16-82
	Anne Donovan (Old Dominion), 3-6-81
	Pam Miklasevich (Pittsburgh), 2-19-80
20	Kristin Wilson (UNCC), 2-24-86
19	Wilhelmina Smith (Southern Miss), 2-24-84
	Anne Donovan (Old Dominion), 12-20-82
	Paula Bennett (UNCC), 1-26-80

RECORDS BY CLASS

Freshman Year

Points	427	Kim Seaver	1996-97
Scoring Average	13.8	Kim Seaver	1996-97
FG Made	182	Kim Seaver	1996-97
FG Attempted	352	Julie Williams	1979-80
	352	Kim Seaver	1996-97
FG Percentage	604	Nicole Jones	1998-99
3PT FG Made	53	Sarah Hillyer	1989-90
3PT FG Attempted	138	Sarah Hillyer	1989-90
3PT FG Percentage	384	Sarah Hillyer	1989-90
FT Made	112	Amy Wetzel	1997-98
FT Attempted	140	Amy Wetzel	1997-98
FT Percentage	889	Sue Logsdon	1990-91
Rebounds	237	Tere Williams	1997-98
Rebounding Average	7.6	Tere Williams	1997-98
Assists	74	Lisa Leftwich	1991-92
Steals	57	Sonya Dalton	1979-80
	57	Amy Wetzel	1997-98
Blocks	35	Ieva Kublina	2000-01

Sophomore Year

Points	498	Ieva Kublina	2001-02
Scoring Average	17.3	Michelle Hollister	1995-96
FG Made	198	Ieva Kublina	2001-02
FG Attempted	419	Ieva Kublina	2001-02
FG Percentage	602	Tere Williams	1998-99
3PT FG Made	36	Sarah Hicks	1999-00
3PT FG Attempted	140	Sarah Hicks	1999-00
3PT FG Percentage	487	Dayna Sonovick	1988-89
FT Made	153	Amy Wetzel	1998-99
FT Attempted	203	Amy Wetzel	1998-99
FT Percentage	831	Lisa Griffith	1990-91
Rebounds	249	Ieva Kublina	2001-02
Rebounding Average	9.1	Michelle Hollister	1995-96
Assists	124	Lisa Witherspoon	1996-97
Steals	70	Sandy Berry	1978-79
Blocks	86	Ieva Kublina	2001-02

Junior Year

Points	538	Renee Dennis	1985-86
Scoring Average	19.9	Renee Dennis	1985-86
FG Made	201	Renee Dennis	1985-86
FG Attempted	445	Renee Dennis	1985-86
FG Percentage	595	Terre Williams	1999-00
3PT FG Made	57	Jeni Garber	1988-89
3PT FG Attempted	173	Jeni Garber	1988-89
3PT FG Percentage	460	Sue Logsdon	1992-93
FT Made	136	Renee Dennis	1985-86
FT Attempted	202	Renee Dennis	1985-86
FT Percentage	874	Christi Osborne	1993-94
Rebounds	275	Tammie Edwards	1981-82
Rebounding Average	9.8	Tammie Edwards	1981-82
Assists	219	Lisa Witherspoon	1997-98
Steals	78	Taiqua Brittingham	1983-84
Blocks	73	Susan Walvius	1984-85

Senior Year

Points	561	Amy Byrne	1989-90
Scoring Average	20.0	Amy Byrne	1989-90
FG Made	212	Renee Dennis	1986-87
FG Attempted	472	Renee Dennis	1986-87
FG Percentage	564	Michelle Bain	1987-88
3PT FG Made	70	Jeni Garber	1990-91
3PT FG Attempted	224	Jeni Garber	1990-91
3PT FG Percentage	400	Sarah Hicks	2001-02
FT Made	151	Amy Byrne	1989-90
FT Attempted	203	Amy Byrne	1989-90
FT Percentage	838	Lisa Griffith	1992-93
Rebounds	272	Susan Walvius	1985-86
Rebounding Average	9.7	Susan Walvius	1985-86
Assists	246	Lisa Witherspoon	1998-99
Steals	86	Lisa Witherspoon	1998-99
Blocks	93	Susan Walvius	1985-86

YEAR-BY-YEAR LEADERS

Scoring Average

1976-77	Kelly Bradley	13.0
77-78	Karen Garbis	12.6
78-79	Karen Garbis	12.1
79-80	Julie Williams	12.4
80-81	Maureen Corrigan	11.7
81-82	Robin Lee	12.5
82-83	Tammie Edwards	11.0
83-84	Taiqua Brittingham	13.3
84-85	Renee Dennis	14.2
85-86	Renee Dennis	19.9
86-87	Renee Dennis	19.2
87-88	Michelle Bain	16.8
88-89	Amy Byrne	15.0
89-90	Amy Byrne	20.0
90-91	Jeni Garber	13.6
91-92	Lisa Griffith	12.3
92-93	Jenny Root	14.9
93-94	Christi Osborne	14.5
94-95	Jenny Root	16.5
95-96	Michelle Hollister	17.3
96-97	Kim Seaver	13.8
97-98	Tere Williams	13.4
98-99	Tere Williams	15.6
99-00	Tere Williams	15.2
00-01	Tere Williams	15.2
01-02	Ieva Kublina	15.6

Points

1976-77	Kelly Bradley	208
77-78	Peg Bunger	288
78-79	Karen Garbis	291
79-80	Julie Williams	359
80-81	Maureen Corrigan	350
81-82	Robin Lee	350
82-83	Tammie Edwards	275
83-84	Taiqua Brittingham	387
84-85	Renee Dennis	412
85-86	Renee Dennis	538
86-87	Renee Dennis	558
87-88	Michelle Bain	471
88-89	Amy Byrne	435
89-90	Amy Byrne	561
90-91	Jeni Garber	367
91-92	Lisa Griffith	333
92-93	Jenny Root	416
93-94	Christi Osborne	434
94-95	Jenny Root	510
95-96	Michelle Hollister	467
96-97	Kim Seaver	427
97-98	Tere Williams	414
98-99	Tere Williams	468
99-00	Tere Williams	411
00-01	Tere Williams	457
01-02	Ieva Kublina	498

Rebounds

1976-77	Karen Garbis	96
77-78	Peg Bunger	184
78-79	Sandy Berry	176
79-80	Julie Williams	227
80-81	Maureen Corrigan	172
81-82	Tammie Edwards	275
82-83	Tammie Edwards	215
83-84	Robin Lee	171
84-85	Renee Dennis	215
85-86	Susan Walvius	272
86-87	Renee Dennis	205
87-88	Michelle Bain	215
88-89	Missy Sallade	252
89-90	Missy Sallade	237
90-91	Dayna Sonovick	157
91-92	Angela Donnell	147
92-93	Jenny Root	224
93-94	Jenny Root	218
94-95	Jenny Root	253
95-96	Michelle Hollister	245
96-97	Renee Maitland	191
97-98	Tere Williams	237
98-99	Tere Williams	221
99-00	Tere Williams	218
00-01	Tere Williams	177
01-02	Ieva Kublina	249

Rebounding Average

1976-77	Karen Garbis	7.4
77-78	Karen Garbis	8.1
78-79	Sandy Berry	7.3
79-80	Julie Williams	7.8
80-81	Maureen Corrigan	5.7
81-82	Tammie Edwards	9.8
82-83	Tammie Edwards	8.6
83-84	Robin Lee	5.7
84-85	Renee Dennis & Susan Walvius	7.4
85-86	Susan Walvius	9.7
86-87	Renee Dennis	7.1
87-88	Michelle Bain	7.7
88-89	Missy Sallade	8.7
89-90	Missy Sallade	8.5
90-91	Dayna Sonovick	5.8
91-92	Angela Donnell	5.3
92-93	Jenny Root	8.0
93-94	Jenny Root	7.3
94-95	Jenny Root	8.2
95-96	Michelle Hollister	9.1
96-97	Renee Maitland	6.2
97-98	Tere Williams	7.6
98-99	Tere Williams	7.4
99-00	Tere Williams	8.1
00-01	Tere Williams	5.9
01-02	Ieva Kublina	7.8

Field Goals Made

1976-77	Kelly Bradley	94
77-78	Karen Garbis	125
78-79	Karen Garbis	146
79-80	Julie Williams	167
80-81	Maureen Corrigan	120
81-82	Kathy Hanover	132
82-83	Kathy Hanover	109
83-84	Taiqua Brittingham	164
84-85	Susan Walvius	175
85-86	Susan Walvius	202
86-87	Renee Dennis	212
87-88	Michelle Bain	204
88-89	Amy Byrne	163
89-90	Amy Byrne	205
90-91	Dayna Sonovick	135
91-92	Lisa Griffith	132
92-93	Jenny Root	163
93-94	Jenny Root	165
94-95	Jenny Root	204
95-96	Michelle Hollister	177
96-97	Kim Seaver	182
97-98	Tere Williams	170
98-99	Tere Williams	192
99-00	Tere Williams	156
00-01	Tere Williams	176
01-02	Ieva Kublina	198

Field Goal Percentage

1976-77	Kelly Bradley	.461
77-78	Peg Bunger	.466
78-79	Peg Bunger	.496
79-80	Julie Williams	.474
80-81	Julie Williams	.490
81-82	Taiqua Brittingham	.525
82-83	Taiqua Brittingham	.460
83-84	Taiqua Brittingham	.529
84-85	Joyce Waddy	.538
85-86	Joyce Waddy	.508
86-87	Michelle Bain	.526
87-88	Michelle Bain	.564
88-89	Missy Sallade	.573
89-90	Amy Byrne	.498
90-91	Lisa Griffith	.469
91-92	Lisa Griffith	.500
92-93	Jenny Root	.580
93-94	Jenny Root	.511
94-95	Jenny Root	.533
95-96	Michelle Hollister	.492
96-97	Kim Seaver	.517
97-98	Tere Williams	.538
98-99	Tere Williams	.602
99-00	Tere Williams	.595
00-01	Tere Williams	.481
01-02	Ieva Kublina	.473

3-Pt Field Goals Made

1987-88	Lisa Haney	29
88-89	Jeni Garber	57
89-90	Sarah Hillyer	53
90-91	Jeni Garber	70
91-92	Dayna Sonovick	28
92-93	Lisa Griffith	31
93-94	Sue Logsdon	25
94-95	Christi Osborne	23
95-96	Sherry Banks	28
96-97	Renee Maitland	36
97-98	Maria Albertsson	20
98-99	Maria Albertsson	31
99-00	Sarah Hicks	36
00-01	Sarah Hicks	42
01-02	Sarah Hicks	64

Tere Williams led Tech in scoring and rebounding four consecutive seasons between 1997 and 2001.

Free Throws Made

1976-77	Karen Garbis	37
77-78	Karen Garbis	68
78-79	Sis Spriggs	51
79-80	Sandy Berry	58
80-81	Maureen Corrigan	110
81-82	Tammie Edwards	100
82-83	Tammie Edwards	73
83-84	Robin Lee	79
84-85	Renee Dennis	86
85-86	Renee Dennis	136
86-87	Renee Dennis	134
87-88	Michelle Bain	63
88-89	Missy Sallade	124
89-90	Amy Byrne	151
90-91	Lisa Griffith	74
91-92	Jenny Root	50
92-93	Jenny Root	90
93-94	Christi Osborne	97
94-95	Jenny Root	102
95-96	Michelle Hollister	107
96-97	Kim Seaver	63
97-98	Amy Wetzel	112
98-99	Amy Wetzel	153
99-00	Amy Wetzel	101
00-01	Tere Williams	104
01-02	Chrystal Starling	104

Free Throw Percentage

(Minimum of 2 attempts per game)

1976-77	Thea Bertoia	.656
77-78	Karen Garbis	.648
78-79	Pauline Landes	.606
79-80	Sandy Berry	.763
80-81	Maureen Corrigan	.775
81-82	Maureen Corrigan	.737
82-83	Taiqua Brittingham	.660
83-84	Robin Lee	.760
84-85	Robin Lee	.720
88-89	Amy Byrne	.820
89-90	Amy Byrne	.744
90-91	Sue Logsdon	.889
91-92	Jenny Root	.714
92-93	Lisa Griffith	.836
93-94	Christi Osborne	.874
94-95	Christi Osborne	.816
95-96	Terri Garland	.779
96-97	Katie O'Connor	.820
97-98	Kelly Drinka	.870
98-99	Amy Wetzel	.754
99-00	Tere Williams	.811
00-01	Chrystal Starling	.869
01-02	Chrystal Starling	.806

Assists

1976-77	not recorded	
77-78	Gail Kelly	46
78-79	Sandy Berry	120
79-80	Sandy Berry	139
80-81	Sandy Berry	125
81-82	Jackie Ansley	94
82-83	Jackie Ansley	94
83-84	Jackie Ansley	115
84-85	Taiqua Brittingham	114
85-86	Maureen Donovan	164
86-87	Maureen Donovan	143
87-88	Denise Kayajian	97
88-89	Stephanie Green	108
89-90	Sandy Michel	83
90-91	Jeni Garber	108
91-92	Phyllis Tonkin	97
92-93	Lisa Leftwich	100
93-94	Lisa Leftwich	110
94-95	Terri Garland	116
95-96	Terri Garland	102
96-97	Lisa Witherspoon	124
97-98	Lisa Witherspoon	219
98-99	Lisa Witherspoon	246
99-00	Amy Wetzel	152
00-01	Amy Wetzel	86
01-02	Lisa Guarnieri	127



TECH'S TOP TEN

The Hokies' Best Performances Through 26 Varsity Seasons

Points (Career)

1983-87	Renee Dennis, 115 games	1791
97-01	Tere Williams, 118 games	1750
91-95	Jenny Root, 117 games	1582
91-95	Christi Osborne, 117 games	1500
96-01	Amy Wetzel, 129 games	1444
86-90	Amy Byrne, 113 games	1291
82-86	Susan Walvius, 105 games	1161
81-85	Robin Lee, 112 games	1147
95-99	Michelle Houseright, 115 games	1112
97-02	Sarah Hicks, 119 games	1092
82-86	Angie Kelly, 104 games	1092

Points (Season)

1989-90	Amy Byrne, Sr., 28 games	561
86-87	Renee Dennis, Sr., 29 games	558
85-86	Renee Dennis, Jr., 27 games	538
94-95	Jenny Root, Sr., 31 games	510
01-02	Ieva Kublina, So., 32 games	498
85-86	Susan Walvius, Sr., 28 games	475
87-88	Michelle Bain, Sr., 28 games	471
98-99	Tere Williams, So., 31 games	468
95-96	Michelle Hollister, So., 27 games	467
00-01	Tere Williams, Sr., 30 games	457

Scoring Average (Career)

1983-87	Renee Dennis, 115 games	15.6
97-01	Tere Williams, 118 games	14.8
91-95	Jenny Root, 117 games	13.5
91-95	Christi Osborne, 117 games	12.8
88-91	Jeni Garber, 56 games	12.6
00-	Ieva Kublina, 63 games	11.8
86-90	Amy Byrne, 113 games	11.4
96-01	Amy Wetzel, 129 games	11.2
86-87	Susan Walvius, 105 games	11.1
99-	Chrystal Starling, 94 games	11.0

Scoring Average (Season)

1989-90	Amy Byrne, Sr., 28 games	20.0
85-86	Renee Dennis, Jr., 27 games	19.9
86-87	Renee Dennis, Sr., 29 games	19.2
95-96	Michelle Houseright, So., 27 games	17.3
85-86	Susan Walvius, Sr., 28 games	17.0
87-88	Michelle Bain, Sr., 28 games	16.8
94-95	Jenny Root, Sr., 31 games	16.5
01-02	Ieva Kublina, So., 32 games	15.6
98-99	Tere Williams, So., 31 games	15.6
00-01	Tere Williams, Sr., 30 games	15.2



Sarah Hicks is the career leader in three-point field goals made (157).

Field Goal Percentage (Career)

(Minimum 3 made per game)

1997-01	Tere Williams, 118 games	(694-1263)	.550
91-95	Jenny Root, 117 games	(626-1163)	.538
86-90	Missy Sallade, 108 games	(328-630)	.521
84-88	Michelle Bain, 110 games	(447-851)	.511
81-85	Taiqua Brittingham, 105 games	(383-751)	.510
82-86	Susan Walvius, 105 games	(505-1046)	.483
79-81	Julie Williams, 58 games	(269-560)	.480
86-90	Amy Byrne, 113 games	(479-1021)	.470
89-93	Lisa Griffith, 102 games	(389-832)	.467
95-99	Michelle Houseright, 115 games	(426-912)	.467

Field Goal Percentage (Season)

(Minimum 4 made per game)

1998-99	Tere Williams, So., 31 games	(192-319)	.602
99-00	Tere Williams, Jr., 27 games	(156-262)	.595
92-93	Jenny Root, So., 28 games	(163-281)	.580
88-89	Missy Sallade, Jr., 29 games	(138-241)	.573
87-88	Michelle Bain, Sr., 28 games	(204-362)	.564
97-98	Tere Williams, Fr., 31 games	(170-316)	.538
94-95	Jenny Root, Sr., 31 games	(204-383)	.533
83-84	Taiqua Brittingham, Jr., 29 games	(164-310)	.529
86-87	Michelle Bain, Jr., 29 games	(131-249)	.526
84-85	Renee Dennis, So., 29 games	(163-313)	.521



Tere Williams

Field Goals Made (Career)

1997-01	Tere Williams, 118 games	694
83-87	Renee Dennis, 115 games	680
91-95	Jenny Root, 117 games	626
91-95	Christi Osborne, 117 games	581
82-86	Susan Walvius, 105 games	505
86-90	Amy Byrne, 113 games	479
82-86	Angie Kelly, 104 games	451
84-88	Michelle Bain, 110 games	447
96-01	Amy Wetzel, 129 games	444
81-85	Robin Lee, 112 games	434

Field Goals Made (Season)

1986-87	Renee Dennis, Sr., 29 games	212
89-90	Amy Byrne, Sr., 28 games	205
94-95	Jenny Root, Sr., 31 games	204
87-88	Michelle Bain, Sr., 28 games	204
85-86	Susan Walvius, Sr., 28 games	202
85-86	Renee Dennis, Jr., 27 games	201
01-02	Ieva Kublina, So., 32 games	198
98-99	Tere Williams, So., 31 games	192
96-97	Kim Seaver, Fr., 31 games	182
95-96	Michelle Houseright, So., 27 games	177

3-Point Field Goals Made (Career)

1997-02	Sarah Hicks, 119 games	157
88-91	Jeni Garber, 56 games	127
87-92	Dayna Sonovick, 85 games	84
91-95	Christi Osborne, 117 games	71
96-01	Amy Wetzel, 129 games	67
94-98	Renee Maitland, 99 games	64
89-93	Lisa Griffith, 102 games	64
93-97	Sherry Banks, 113 games	60
89-90	Sarah Hillyer, 28 games	53
98-99	Maria Albertsson, 63 games	51

3-Point Field Goals Made (Season)

1990-91	Jeni Garber, Sr., 27 games	70
01-02	Sarah Hicks, Sr., 32 games	64
88-89	Jeni Garber, Jr., 29 games	57
89-90	Sarah Hillyer, Fr., 28 games	53
00-01	Sarah Hicks, Jr., 31 games	42
99-00	Sarah Hicks, So., 31 games	36
96-97	Renee Maitland, Jr., 31 games	36
90-91	Dayna Sonovick, Jr., 27 games	32
92-93	Lisa Griffith, Sr., 28 games	31
98-99	Maria Albertsson, Sr., 31 games	31

Free Throws Made (Career)

1996-01	Amy Wetzel, 129 games	489
83-87	Renee Dennis, 115 games	431
97-01	Tere Williams, 118 games	361
86-90	Amy Byrne, 113 games	333
91-95	Jenny Root, 117 games	329
81-85	Robin Lee, 112 games	289
86-90	Missy Sallade, 108 games	270
91-95	Christi Osborne, 117 games	267
91-95	Lisa Leftwich, 111 games	264
99-	Chrystal Starling, 94 games	263

Free Throws Made (Season)

1998-99	Amy Wetzel, So., 31 games	153
89-90	Amy Byrne, Sr., 28 games	151
85-86	Renee Dennis, Jr., 27 games	136
86-87	Renee Dennis, Sr., 29 games	134
88-89	Missy Sallade, Jr., 29 games	124
97-98	Amy Wetzel, r-Fr., 31 games	112
80-81	Maureen Corrigan, Jr., 30 games	110
88-89	Amy Byrne, Jr., 29 games	109
89-90	Missy Sallade, Sr., 28 games	108
95-96	Michelle Houseright, So., 27 games	107

Rebounds (Career)

1997-01	Tere Williams, 118 games	853
91-95	Jenny Root, 117 games	815
83-87	Renee Dennis, 115 games	792
79-83	Tammie Edwards, 107 games	748
82-86	Susan Walvius, 105 games	644
84-88	Michelle Bain, 110 games	619
86-90	Amy Byrne, 113 games	618
86-90	Missy Sallade, 108 games	610
95-99	Michelle Houseright, 115 games	609
91-95	Angela Donnell, 117 games	601

Rebounds (Season)

1981-82	Tammie Edwards, Jr., 28 games	275
85-86	Susan Walvius, Sr., 28 games	272
94-95	Jenny Root, Sr., 31 games	253
88-89	Missy Sallade, Jr., 29 games	252
01-02	Ieva Kublina, So., 32 games	249
95-96	Michelle Hollister, So., 27 games	245
89-90	Missy Sallade, Sr., 28 games	237
97-98	Tere Williams, Fr., 31 games	237
79-80	Julie Williams, Fr., 29 games	227
85-86	Renee Dennis, Jr., 27 games	224
92-93	Jenny Root, So., 28 games	224



Amy Wetzel is among Tech's career leaders in assists and steals.

Rebounding Average (Career)

1997-01	Tere Williams, 118 games	7.2
91-95	Jenny Root, 117 games	7.0
76-79	Karen Garbis, 62 games	7.0
79-83	Tammie Edwards, 107 games	7.0
83-87	Renee Dennis, 115 games	6.9
00-	Ieva Kublina, 63 games	6.4
79-81	Julie Williams, 58 games	6.3
82-86	Susan Walvius, 105 games	6.1
86-88	Wendy Sanders, 54 games	5.9
78-81	Sandy Berry, 83 games	5.7

Rebounding Average (Season)

1981-82	Tammie Edwards, Jr., 28 games	9.8
85-86	Susan Walvius, Sr., 28 games	9.7
95-96	Michelle Houseright, So., 27 games	9.1
88-89	Missy Sallade, Jr., 29 games	8.7
82-83	Tammie Edwards, Sr., 25 games	8.6
89-90	Missy Sallade, Sr., 28 games	8.5
99-00	Tere Williams, Jr., 27 games	8.4
85-86	Renee Dennis, Jr., 27 games	8.3
94-95	Jenny Root, Sr., 31 games	8.2
77-78	Karen Garbis, Jr., 22 games	8.1

Assists (Career)

1996-99	Lisa Witherspoon, 112 games	635
83-87	Maureen Donovan, 115 games	410
96-01	Amy Wetzel, 129 games	399
78-81	Sandy Berry, 83 games	384
91-95	Lisa Leftwich, 111 games	371
92-96	Terri Garland, 114 games	369
88-92	Phyllis Tonkin, 100 games	319
91-95	Christi Osborne, 117 games	316
81-84	Jackie Ansley, 83 games	312
81-85	Taiqua Brittingham, 105 games	303

Assists (Season)

1998-99	Lisa Witherspoon, Sr., 30 games	246
97-98	Lisa Witherspoon, Jr., 31 games	219
85-86	Maureen Donovan, Jr., 28 games	164
99-00	Amy Wetzel, Jr., 31 games	152
86-87	Maureen Donovan, Sr., 29 games	143
79-80	Sandy Berry, Jr., 29 games	139
01-02	Lisa Guarneri, Sr., 32 games	127
80-81	Sandy Berry, Sr., 30 games	125
96-97	Lisa Witherspoon, So., 23 games	124
78-79	Sandy Berry, So., 24 games	120

Blocked Shots (Career)

1982-86	Susan Walvius, 105 games	204
91-95	Jenny Root, 117 games	133
00-	Ieva Kublina, 63 games	121
84-88	Michelle Bain, 110 games	109
96-	Kim Seaver, 85 games	106
79-81	Julie Williams, 82 games	82
89-93	Lisa Griffith, 102 games	77
86-90	Missy Sallade, 108 games	71
00-01	Tere Williams, 118 games	67
92-96	Cynthia Lee, 110 games	65

Blocked Shots (Season)

1985-86	Susan Walvius, Sr., 28 games	93
01-02	Ieva Kublina, So., 32 games	86
84-85	Susan Walvius, Jr., 28 games	73
96-97	Kim Seaver, Fr., 31 games	54
96-97	Meg Hunter, Fr., 31 games	49
79-80	Julie Williams, Fr., 29 games	43
86-87	Michelle Bain, Jr., 29 games	43
92-93	Jenny Root, So., 28 games	39
94-95	Jenny Root, Sr., 31 games	37
81-82	Fran Pfister, Sr., 25 games	36
00-01	Ieva Kublina, Fr., 31 games	35

Steals (Career)

1981-85	Taiqua Brittingham, 105 games	252
96-01	Amy Wetzel, 129 games	235
96-99	Lisa Witherspoon, 112 games	219
78-81	Sandy Berry, 83 games	175
91-95	Lisa Leftwich, 111 games	161
81-84	Jackie Ansley, 83 games	157
92-96	Terri Garland, 114 games	144
83-87	Maureen Donovan, 115 games	142
82-86	Angie Kelly, 104 games	140
90-94	Sue Logsdon, 105 games	126

Steals (Season)

1998-99	Lisa Witherspoon, Sr., 30 games	86
83-84	Taiqua Brittingham, Jr., 29 games	78
96-97	Reneé Maitland, Jr., 31 games	77
78-79	Sandy Berry, So., 24 games	70
83-84	Jackie Ansley, Sr., 30 games	68
84-85	Taiqua Brittingham, Sr., 23 games	66
82-83	Taiqua Brittingham, So., 25 games	62
97-98	Lisa Witherspoon, Jr., 31 games	62
88-89	Jeni Garber, Jr., 29 games	60
79-80	Sonya Dalton, Fr., 29 games	57
97-98	Amy Wetzel, r-Fr., 31 games	57
99-00	Amy Wetzel, Jr., 31 games	57



Susan Walvius was one of the Hokies' top rebounders.

Free Throw Percentage (Career)

(Minimum 1.5 made per game)

1991-95	Christi Osborne, 117 games	(267-322)	.829
99-	Chrystal Starling, 94 games	(263-323)	.814
90-94	Sue Logsdon, 105 games	(203-257)	.790
89-93	Lisa Griffith, 102 games	(191-247)	.773
80-82	Maureen Corrigan, 55 games	(166-218)	.761
86-90	Amy Byrne, 113 games	(333-438)	.760
96-99	Katie O'Connor, 120 games	(216-286)	.755
81-85	Robin Lee, 112 games	(289-387)	.747
82-86	Angie Kelly, 104 games	(190-257)	.739
91-95	Lisa Leftwich, 111 games	(264-361)	.731

Free Throw Percentage (Season)

(Min. 60 attempts)

1990-91	Sue Logsdon, Fr., 27 games	(72-81)	.889
93-94	Christi Osborne, Jr., 30 games	(97-111)	.874
00-01	Chrystal Starling, So., 31 games	(93-107)	.869
92-93	Lisa Griffith, Sr., 28 games	(62-74)	.838
90-91	Lisa Griffith, So., 27 games	(74-89)	.831
88-89	Amy Byrne, Jr., 29 games	(109-133)	.820
94-95	Christi Osborne, Sr., 31 games	(71-87)	.816
01-02	Chrystal Starling, Jr., 32 games	(104-129)	.806
97-98	Amy Wetzel, r-Fr., 31 games	(112-140)	.800
96-97	Kelly Drinka, So., 31 games	(58-73)	.795



Chrystal Starling

TECH'S 1000-POINT CLUB

Renee Dennis • 1,791

Year	G/GS	Min-Avg	FG-FGA	Pct.	3P-3PA	Pct.	FT-FTA	Pct.	Reb.	Avg.	PF-DQ	A	TO	BS	ST	Pts	Avg.
1983-84	30-2	618-20.6	104-231	.450	-----	----	75-116	.647	148	4.9	76-4	9	50	5	11	283	9.4
1984-85	29-25	789-27.2	163-313	.521	-----	----	86-138	.623	215	7.4	87-3	11	73	8	21	412	14.2
1985-86	27-27	956-35.4	201-445	.452	-----	----	136-202	.673	224	8.3	77-0	25	98	5	22	538	19.9
1986-87	29-29	1001-34.5	212-472	.449	-----	----	134-182	.736	205	7.1	78-3	46	100	0	22	558	19.2
Total	115-83	3364-29.3	680-1461	.465	-----	----	431-638	.676	792	6.9	318-10	91	321	18	76	1791	15.6

Tere Williams • 1,750

Year	G/GS	Min-Avg	FG-FGA	Pct.	3P-3PA	Pct.	FT-FTA	Pct.	Reb.	Avg.	PF-DQ	A	TO	BS	ST	Pts	Avg.
1997-98	31-28	776-25.0	170-316	.538	0-0	.000	74-124	.597	237	7.6	91-2	16	85	15	36	414	13.4
1998-99	30-29	822-27.4	192-319	.604	0-0	.000	84-113	.750	221	7.5	81-1	27	66	22	29	468	15.6
1999-00	27-25	807-29.9	156-262	.595	0-1	.000	99-122	.811	218	8.4	68-3	19	76	14	32	411	15.1
2000-01	30-30	814-27.1	176-366	.481	1-15	.067	104-136	.764	177	5.9	83-1	30	78	16	26	457	15.2
Total	118-112	3219-27.3	694-1263	.550	1-16	.063	361-495	.729	853	7.2	323-7	92	305	67	123	1750	14.8

Jenny Root • 1,582

Year	G/GS	Min-Avg	FG-FGA	Pct.	3P-3PA	Pct.	FT-FTA	Pct.	Reb.	Avg.	PF-DQ	A	TO	BS	ST	Pts	Avg.
1991-92	28-1	527-18.8	94-176	.534	1-1	1.000	50-70	.714	120	4.3	68-0	12	38	27	14	239	8.5
1992-93	28-25	777-27.8	163-281	.580	0-0	.000	90-123	.732	224	8.0	67-0	22	58	39	20	416	14.9
1993-94	30-30	924-30.8	165-323	.511	0-0	.000	87-136	.640	218	7.3	75-1	21	46	30	26	417	13.9
1994-95	31-31	962-31.0	204-383	.533	0-0	.000	102-157	.650	253	8.2	69-1	30	74	37	27	510	16.5
Total	117-87	3190-27.3	626-1163	.538	1-1	1.000	329-486	.677	815	7.0	279-2	85	216	133	87	1582	13.5

Christi Osborne • 1,500

Year	G/GS	Min-Avg	FG-FGA	Pct.	3P-3PA	Pct.	FT-FTA	Pct.	Reb.	Avg.	PF-DQ	A	TO	BS	ST	Pts	Avg.
1991-92	28-20	880-31.4	120-271	.443	9-27	.333	37-45	.822	144	5.1	53-0	66	79	15	24	286	10.2
1992-93	28-28	917-32.8	149-335	.445	24-60	.400	62-79	.785	142	5.1	64-1	92	73	14	30	384	13.7
1993-94	30-30	1000-33.3	161-373	.432	15-51	.294	97-111	.874	138	4.6	67-0	78	72	8	18	434	14.5
1994-95	31-31	1054-34.0	151-365	.414	23-78	.295	71-87	.816	142	4.6	48-0	80	71	17	24	396	12.8
Total	117-109	3851-32.9	581-1344	.432	71-216	.329	267-322	.829	566	4.8	232-1	316	295	54	96	1500	12.8



Renee Dennis



Tere Williams



Jenny Root



Christi Osborne




Amy Wetzel



Amy Byrne



Susan Walvius



Robin Lee



Michelle (Hollister)
Houseright

Amy Wetzel • 1,444

Year	G/GS	Min-Avg	FG-FGA	Pct.	3P-3PA	Pct.	FT-FTA	Pct.	Reb.	Avg.	PF-DQ	A	TO	BS	ST	Pts	Avg.
1996-97	6-1	180-30.0	18-43	.419	7-19	.368	28-34	.824	23	3.8	15-1	10	10	2	17	71	11.8
1997-98	31-27	908-29.3	106-235	.451	6-43	.140	112-140	.800	126	4.1	71-2	67	81	6	57	330	10.6
1998-99	30-29	1032-34.4	127-307	.414	25-65	.385	153-203	.754	167	5.6	69-0	84	92	3	55	432	14.6
1999-00	31-31	1059-34.2	105-242	.434	14-44	.318	101-138	.732	140	4.5	69-1	152	110	7	57	325	10.5
2000-01	31-31	950-30.6	88-206	.427	15-37	.405	95-120	.792	109	3.5	67-2	86	76	1	49	286	9.2
Total	129-119	4129-32.0	444-1033	.430	67-208	.322	489-635	.770	565	4.4	291-6	399	369	19	235	1444	11.2

Amy Byrne • 1,291

Year	G/GS	Min-Avg	FG-FGA	Pct.	3P-3PA	Pct.	FT-FTA	Pct.	Reb.	Avg.	PF-DQ	A	TO	BS	ST	Pts	Avg.
1986-87	28-0	306-10.9	38-108	.352	-----	-----	46-60	.767	83	3.0	55-0	11	29	4	11	122	4.4
1987-88	28-1	490-17.5	73-177	.412	0-0	.000	27-42	.643	116	4.1	71-1	16	27	5	13	173	6.2
1988-89	29-29	882-30.4	163-324	.503	0-0	.000	109-133	.820	217	7.5	77-3	19	69	6	23	435	15.0
1989-90	28-28	894-31.0	205-412	.498	0-0	.000	151-203	.744	202	7.2	85-1	26	66	2	26	561	20.0
Total	113-58	2572-22.8	479-1021	.469	0-0	.000	333-438	.760	618	5.5	233-5	72	191	17	73	1291	11.4

Susan Walvius • 1,161

Year	G/GS	Min-Avg	FG-FGA	Pct.	3P-3PA	Pct.	FT-FTA	Pct.	Reb.	Avg.	PF-DQ	A	TO	BS	ST	Pts	Avg.
1982-83	24-0	300-12.5	63-144	.436	-----	-----	13-16	.813	77	3.2	47-3	6	25	17	8	139	5.8
1983-84	25-0	317-12.7	65-143	.454	-----	-----	26-36	.722	87	3.5	55-2	6	18	21	4	156	6.2
1984-85	28-26	753-26.9	175-352	.497	-----	-----	41-62	.661	208	7.4	86-4	17	58	73	27	391	14.0
1985-86	28-28	884-31.6	202-407	.496	-----	-----	71-97	.732	272	9.7	105-5	25	42	93	26	475	17.0
Total	105-54	2254-21.5	505-1046	.483	-----	-----	151-211	.716	644	6.1	293-14	54	143	204	65	1161	11.1

Robin Lee • 1,147

Year	G/GS	Min-Avg	FG-FGA	Pct.	3P-3PA	Pct.	FT-FTA	Pct.	Reb.	Avg.	PF-DQ	A	TO	BS	ST	Pts	Avg.
1981-82	28-26	757-27.0	126-309	.408	-----	-----	98-135	.726	126	4.5	80-2	24	83	13	27	350	12.5
1982-83	25-224	640-25.6	95-255	.373	-----	-----	44-74	.595	101	4.0	63-3	34	63	9	17	234	9.4
1983-84	30-30	744-24.8	105-265	.396	-----	-----	79-104	.760	171	5.7	99-4	64	88	19	20	289	9.6
1984-85	29-26	639-22.0	108-233	.464	-----	-----	58-74	.784	97	3.3	74-3	58	82	8	26	274	9.4
Total	112-106	2780-24.8	434-1062	.409	-----	-----	279-387	.721	495	4.4	316-12	180	316	49	90	1147	10.2

Michelle (Hollister) Houseright • 1,112

Year	G/GS	Min-Avg	FG-FGA	Pct.	3P-3PA	Pct.	FT-FTA	Pct.	Reb.	Avg.	PF-DQ	A	TO	BS	ST	Pts	Avg.
1994-95	28-0	255-9.1	23-92	.250	2-13	.154	18-26	.692	59	2.1	43-0	14	36	11	13	66	2.4
1995-96	27-26	816-30.2	177-360	.492	6-19	.316	107-172	.622	245	9.1	74-0	24	76	23	53	467	17.3
1996-97	Did not play																
1997-98	29-6	652-22.5	108-217	.498	0-0	.000	60-94	.638	165	5.7	55-0	35	64	12	27	276	9.5
1998-99	31-11	669-21.6	118-243	.486	1-2	.500	66-88	.750	140	4.5	54-1	30	47	7	46	303	9.8
Total	115-43	2392-20.8	426-912	.467	9-34	.265	251-380	.661	609	5.3	226-1	103	223	53	139	1112	9.7

Sarah Hicks • 1,092

Year	G	GS	MP	FGM-Att	Pct.	3PTM-Att	Pct.	FTM-Att	Pct.	Reb.	Avg.	A	TO	Blk	ST	TP	Avg.
97-98	25	0	232	37-80	.463	15-40	.375	17-26	.654	39	1.6	19	25	2	3	106	4.6
98-99	(redshirted)																
99-00	31	23	908	114-287	.397	36-140	.257	36-52	.692	144	4.6	78	70	11	18	300	9.7
00-01	31	31	895	107-246	.435	42-108	.389	44-59	.746	164	5.3	84	60	6	29	300	9.7
01-02	32	32	1101	133-309	.430	64-160	.400	56-76	.737	168	5.3	112	81	13	11	386	12.1
Totals	119	86	3136	391-922	.424	157-448	.350	153-213	.718	515	4.3	293	236	32	61	1,092	9.2

Angie Kelly • 1,092

Year	G/GS	Min-Avg	FG-FGA	Pct.	3P-3PA	Pct.	FT-FTA	Pct.	Reb.	Avg.	PF-DQ	A	TO	BS	ST	Pts	Avg.
1982-83	22-0	215-9.8	40-105	.381	-----	-----	24-32	.750	31	1.4	26-0	19	23	0	11	104	4.7
1983-84	29-3	599-20.7	128-264	.485	-----	-----	59-83	.711	76	2.6	68-1	36	63	2	41	315	10.9
1984-85	29-26	639-22.0	130-303	.429	-----	-----	55-76	.724	77	2.7	82-2	88	80	4	57	315	10.9
1985-86	24-24	791-33.0	153-348	.440	-----	-----	52-66	.788	90	3.8	72-5	65	69	3	31	358	14.9
Total	104-53	2244-21.6	451-1020	.442	-----	-----	190-257	.739	274	2.6	248-8	208	235	9	140	1092	10.5

Michelle Bain • 1,068


Year	G/GS	Min-Avg	FG-FGA	Pct.	3P-3PA	Pct.	FT-FTA	Pct.	Reb.	Avg.	PF-DQ	A	TO	BS	ST	Pts	Avg.
1984-85	25-0	198-7.9	39-77	.506	-----	-----	18-31	.529	63	2.5	50-2	1	26	12	7	96	3.8
1985-86	28-6	480-17.1	73-163	.448	-----	-----	44-77	.571	146	5.2	98-0	7	55	27	12	190	6.8
1986-87	29-28	695-24.0	131-249	.526	-----	-----	49-92	.533	195	6.7	112-14	14	72	43	21	311	10.7
1987-88	28-27	766-27.4	204-362	.564	0-0	.000	63-113	.558	215	7.7	106-10	11	69	27	19	471	16.8
Total	110-61	2139-19.5	447-851	.525	0-0	.000	174-313	.556	619	5.6	366-26	33	222	109	59	1068	9.7

Lisa Griffith • 1,033

Year	G/GS	Min-Avg	FG-FGA	Pct.	3P-3PA	Pct.	FT-FTA	Pct.	Reb.	Avg.	PF-DQ	A	TO	BS	ST	Pts	Avg.
1989-90	20-0	118-5.9	14-45	.311	0-0	.000	12-19	.632	36	1.8	7-0	3	6	4	1	40	2.0
1990-91	27-26	708-26.2	119-254	.469	7-18	.389	74-89	.831	137	5.1	66-0	17	39	21	17	319	11.8
1991-92	27-27	659-24.4	132-264	.500	26-58	.448	43-65	.662	130	4.8	52-0	20	49	18	16	333	12.3
1992-93	28-28	725-25.9	124-269	.461	31-82	.378	62-74	.838	177	6.3	61-0	22	57	34	26	341	12.2
Total	102-81	2210-21.7	389-832	.468	64-158	.405	191-247	.773	480	4.7	186-0	62	151	77	160	1033	10.1

Chrystal Starling • 1,031

Year	G	GS	MP	FGM-Att	Pct.	3PTM-Att	Pct.	FTM-Att	Pct.	Reb.	Avg.	A	TO	Blk	ST	TP	Avg.
99-00	31	23	890	132-288	.458	13-29	.448	66-87	.759	119	3.8	78	104	9	42	343	11.1
00-01	31	0	764	108-254	.425	15-50	.300	93-107	.869	136	4.4	49	83	14	27	324	10.5
01-02	32	18	805	119-270	.441	22-68	.324	104-129	.806	97	3.0	50	60	6	33	364	11.4
Totals	94	41	2459	359-812	.442	50-147	.340	263-323	.814	352	3.8	177	247	29	102	1031	11.0



Sara Hicks



Angie Kelly



Michelle Bain



Lisa Griffith



Chrystal Starling

CASSELL COLISEUM RECORDS

VIRGINIA TECH

Individual

FG made	14	Renee Dennis vs. Florida State (1/3/87)
FG att.	30	Renee Dennis vs. Memphis State (2/7/87)
3-pt. FG made	6	Sarah Hillyer vs. Florida State (2/3/90)
	6	Jeni Garber vs. West Virginia (12/20/90)
3-pt. FG att.	15	Sarah Hicks vs. Duke (12/8/99)
FT made	15	Robin Lee vs. Florida State (1/16/82)
FT att.	17	Robin Lee vs. Florida State (1/16/82)
Points	34	Renee Dennis vs. Memphis State (2/7/87)
Off. Reb.	9	Amy Byrne vs. Liberty (1/8/90);
	9	Joyce Waddy vs. Louisville, (2/23/87)
Def. Reb.	14	Nicole Jones vs. Hampton (12/29/99)
Tot. Reb.	21	Nicole Jones vs. Hampton (12/29/99)
Assists	13	Lisa Leftwich vs. VCU (2/8/92)
urnovers	12	Sandy Berry vs. UNCC (1/13/79)
Blocks	9	Susan Walvius vs. Florida State (1/4/86)
Steals	9	Taiqua Brittingham vs. Northwestern (12/22/83)

Team

FG made	44	vs. West Virginia Wesleyan (11/18/80)
FG att.	94	vs. Appalachian State (11/17/79)
3-pt. FG made	10	vs. Radford (2/21/91)
3-pt. FG att.	21	vs. Connecticut (1/29/02)
FT made	43	vs. Yale (1/9/82)
FT att.	58	vs. Yale (1/9/82)
Points	104	vs. Tulane (1/10/85)
Off. Reb.	40	vs. Liberty (1/8/90)
Def. Reb.	43	vs. Gardner-Webb (1/2/93)
Tot. Reb.	75	vs. Liberty (1/8/90)
Assists	28	vs. Florida State (2/20/88)
Turnovers	38	vs. East Tennessee State (12/10/77)
Blocks	14	vs. East Tennessee State (12/21/93)
Steals	19	vs. Charleston (12/5/86)

OPPONENTS

Individual

FG made	16	Heather Burge, Virginia (12/8/92)
FG att.	36	Vivian Greene, Norfolk State (1/15/77)
3-pt. FG made	5	Anna Pavliikhina, VCU (1/9/93);
	5	Camille Murphy, Georgia (11/17/99);
	5	Sue Bird, Connecticut (2/7/01)
3-pt. FG att.	12	Anna Pavlikhina, VCU (1/9/93)
	12	Kristin Mattox, Louisville (1/28/94)
FT made	15	Paula Dolan, Charleston (12/19/81)
FT att.	19	Paula Dolan, Charleston (12/19/81)
Points	34	Heather Burge, Virginia (12/8/92)
	34	Bev Burnette, Florida State (2/20/88);
	34	Susan Highfill, Roanoke (2/15/77)
Off. Reb.	8	Glynetha Davis, Memphis State (2/11/89)
Def. Reb.	15	Carolyn Dehn-Duhr, JMU (12/10/88)
Tot. Reb.	21	Glenda Stokes, Florida State (1/16/82)
Assists	11	Jan Cameron, UT-Chattanooga (1/8/94)
Turnovers	14	Karin Vadelund, George Washington (12/4/88)
Blocks	11	Svetlana Pankratova, VCU (2/12/94)
Steals	7	Vivian Greene, Norfolk State (1/15/77)
	7	Tonya Cardoza, Virginia (12/8/87)
	7	Carrie Coffman, Bradley (1/12/94)
	7	Meghan Saake, Miami (2/5/02)

Team

FG made	43	Cincinnati (2/10/84)
	43	Old Dominion (3/1/84)
FG att.	91	Cincinnati (2/10/84)
3-pt. FG made	14	Connecticut (2/7/01)
	8	Rutgers (2/26/02)
	8	South Carolina (1/19/91);
	8	Southern Mississippi (2/13/89) and (1/18/93)
3-pt. FG att.	28	Connecticut (2/7/01)
FT made	32	Radford (1/20/93)
FT att.	43	by Florida State (1/3/87)
	43	by Radford (12/6/86)
Points	108	Old Dominion (1/27/78)
Off. Reb.	25	Marshall (12/30/92)
	25	Florida State (1/3/87)
Def. Reb.	36	James Madison (12/10/88)
Tot. Reb.	62	Virginia Union (2/9/78)
Assists	24	Connecticut (2/7/01)
Turnovers	47	Appalachian St. (11/17/79)
Blocks	13	Virginia Commonwealth (2/12/94)
Steals	22	Virginia (12/8/87)

YEAR-BY-YEAR RESULTS

1976-77

Coach: John Wetzel
Record: 7-9

Dec. 4	Virginia State	L	42-46
Dec. 9	at Virginia	L	52-54
Dec. 14	at Bridgewater	W	59-55
Jan. 5	at East Tenn. St.	L	58-71
Jan. 12	at Radford	L	50-60
Jan. 15	Norfolk State	L	55-68
Jan. 18	Emory & Henry	W	49-48
Jan. 25	Longwood	W	59-47
Jan. 28	at William & Mary	W	57-47
Feb. 2	at #16 Old Dominion	L	39-82
Feb. 3	at VCU	W	53-43
Feb. 15	Roanoke College	W	71-68
Feb. 19	James Madison	W	56-46
Feb. 23	Virginia	L	58-67
Mar. 3	vs. James Madison ¹	L	37-47
Mar. 4	vs. Norfolk State ¹	L	49-56

1 - Va. State Tournament in Norfolk, Va.

1977-78

Coach: Carolyn Owen
Record: 8-16

Dec. 7	Bridgewater	L	65-77
Dec. 9	Emory & Henry	W	61-52
Dec. 10	East Tenn. St.	L	57-78
Dec. 19	vs. G. Washington ¹	W	65-57
Dec. 20	vs. William & Mary ¹	L	65-80
Jan. 9	at Virginia	L	39-54
Jan. 16	Morris Harvey	L	78-81
Jan. 20	Virginia State	L	55-81
Jan. 21	at Norfolk State	L	68-86
Jan. 24	Radford	L	52-73
Jan. 27	#7 Old Dominion	L	48-108
Feb. 3	VCU	W	87-45
Feb. 4	William & Mary	W	65-57
Feb. 7	at Longwood	L	59-68
Feb. 9	Virginia Union	W	73-68
Feb. 16	at James Madison	L	47-65
Feb. 17	at VCU	W	75-47
Feb. 20	at Radford	L	68-81
Feb. 22	at West Virginia	L	72-75
Feb. 25	at Emory & Henry	W	75-59
Feb. 27	at East Tenn. St.	L	64-74
Feb. 28	at Roanoke Col.	W	76-56
Mar. 2	at #7 Old Dominion ²	L	53-83
Mar. 3	vs. Virginia ²	L	38-58

1 - VCU Christmas Turn. in Richmond, Va.
2 - Va. State Tournament in Norfolk, Va.

1978-79

Coach: Carol Alfano
Record: 9-15

Nov. 28	at Marshall	L	57-70
Nov. 29	at Morris Harvey	L	69-82
Dec. 6	at Bridgewater	W	70-58
Dec. 9	Wake Forest	L	56-75
Jan. 12	Norfolk State	W	83-62
Jan. 13	UNC Charlotte	L	65-67
Jan. 17	Virginia	L	58-74
Jan. 22	W. Va. Wesleyan	W	83-78
Jan. 23	Virginia State	L	67-69
Jan. 26	at G. Washington	L	65-76
Jan. 27	at Virginia Union	L	59-73
Jan. 30	James Madison	W	57-49
Feb. 1	Lenoir-Rhyne	L	73-87
Feb. 2	American Univ.	L	72-73
Feb. 8	at #1 Old Dominion	L	47-91
Feb. 9	Georgetown	L	57-62
Feb. 14	Radford	L	60-66
Feb. 15	Longwood	W	81-55
Feb. 21	West Virginia	W	73-61
Feb. 23	at William & Mary	W	64-59
Feb. 24	at VCU	L	56-69
Mar. 1	James Madison ¹	L	64-66
Mar. 2	VCU ¹	W	75-54
Mar. 3	Norfolk State ¹	W	70-53

1 - Va. State Turn. in Blacksburg, Va.

Tech's first varsity team, the 1976-77 Hokies.

1979-80

Coach: Carol Alfano
Record: 17-12

Nov. 17	Appalachian St.	W	78-55
Nov. 20	at East Tenn. St.	W	75-63
Nov. 28	at North Carolina	L	73-82
Dec. 1	VCU	W	87-66
Dec. 8	South Carolina	L	68-86
Dec. 17	at Florida State ¹	L	57-67
Dec. 18	vs. St. Louis ¹	W	71-60
Dec. 19	vs. Cincinnati ¹	L	58-66
Jan. 4	G. Washington	L	53-57
Jan. 6	East Carolina	L	58-75
Jan. 8	William & Mary	W	60-56
Jan. 10	Marshall	W	70-57
Jan. 14	vs. Virginia ²	L	38-48
Jan. 18	at Norfolk State	W	65-61
Jan. 21	Virginia Union	W	71-62
Jan. 23	at Virginia State	W	63-50
Jan. 26	UNC Charlotte	L	61-66
Jan. 29	at James Madison	W	62-55
Feb. 1	Winthrop ³	W	60-54
Feb. 2	East Tenn. St. ³	W	65-54
Feb. 5	#1 Old Dominion	L	52-78
Feb. 9	at Florida State	W	77-54
Feb. 11	Charleston	W	66-59
Feb. 15	at Longwood	W	75-58
Feb. 19	at Pittsburgh	L	54-76
Feb. 20	at West Virginia	W	71-67
Feb. 23	at Radford	W	63-62
Feb. 24	Cincinnati	L	53-54
Feb. 27	Virginia Union ⁴	L	52-63

1 - Metro Turn. in Tallahassee, Fla.
2 - in Richmond, Va.
3 - Virginia Tech Inv. in Blacksburg, Va.
4 - Va. State Turn. in Blacksburg, Va.

1980-81

Coach: Carol Alfano
Record: 13-17

Nov. 18	W. Va. Wesleyan	W	100-46
Nov. 23	at East Carolina	L	65-70
Nov. 24	at N.C. State	L	68-94
Nov. 29	William & Mary	W	65-63
Dec. 1	South Carolina*	L	42-78
Dec. 5	vs. Delaware ¹	W	75-54
Dec. 6	at G. Washington ¹	L	54-57
Dec. 11	Virginia State	W	62-45
Dec. 13	at West Virginia	W	74-67
Dec. 19	vs. Carson-Newman ²	W	71-56
Dec. 20	at East Tenn. St. ²	L	50-88
Dec. 29	vs. Georgia ³	L	50-65
Jan. 3	vs. Virginia ⁴	L	43-58
Jan. 10	Louisville	L	72-89
Jan. 12	Norfolk State	W	73-37
Jan. 14	UNC Charlotte	L	67-69
Jan. 17	at Cincinnati	L	58-78
Jan. 24	Duke	W	65-55

Jan. 28	James Madison	W	66-58
Feb. 2	East Tenn. St.	W	62-56
Feb. 5	vs. Louisville ⁵	L	64-81
Feb. 6	vs. St. Louis ⁵	L	65-72
Feb. 14	at Charleston	L	58-60
Feb. 16	at Marshall	W	79-61
Feb. 19	at App. St.	L	58-64
Feb. 21	at Virginia Union	L	51-55
Feb. 23	at #3 Old Dominion	L	39-85
Mar. 3	at James Madison ⁶	W	71-65
Mar. 6	vs. #6 Old Dominion	L	54-65
Mar. 7	vs. #20 Virginia	L	41-49

1 - George Washington Tour. in Washington, D.C.
2 - East Tenn. St. Christmas Turn. in Johnson City, Tenn.
3 - in Harriman, Tenn.
4 - in Roanoke, Va.
5 - Metro Turn. in New Orleans, La.
6 - Va. State Turn. in Harrisonburg, Va.

1981-82

Coach: Carol Alfano
Record: 16-12; Metro: 0-5

Nov. 24	William & Mary	W	89-58
Nov. 28	Radford	W	81-63
Dec. 4	vs. American ¹	W	92-57
Dec. 5	G. Washington ¹	W	73-54
Dec. 7	#2 Old Dominion	L	45-82
Dec. 11	at Duke	L	58-71
Dec. 19	Charleston	W	88-74
Dec. 27	at Queens Col. ²	W	100-51
Dec. 28	vs. Detroit ²	L	47-65
Dec. 29	vs. DePaul ²	W	62-61
Jan. 2	vs. West Va. ³ (2OT)	L	81-82
Jan. 6	App. State	W	64-57
Jan. 9	Yale	W	95-66
Jan. 12	at East Tenn. St.	L	60-80
Jan. 16	Florida State	L	82-93
Jan. 18	Marshall	W	71-52
Jan. 22	Louisville	L	68-72
Jan. 25	#5 N.C. State	L	47-48
Jan. 29	vs. Tulane	L	64-72
Jan. 31	at Cincinnati ⁴	L	81-86
Feb. 3	Memphis State	L	68-77
Feb. 6	vs. Virginia ³	W	63-56
Feb. 10	at James Madison	W	85-74
Feb. 13	North Carolina	W	76-74
Feb. 16	Liberty Baptist	W	77-44
Feb. 20	at Roanoke Col.	W	103-67
Feb. 25	Tulane ⁵	W	62-52
Feb. 26	Memphis State ⁵	L	59-83

1 - Belair Classic in Washington, D.C.
2 - Queens College Turn. in Flushing, N.Y.
3 - in Roanoke, Va.
4 - in Cincinnati, Ohio
5 - Metro Turn. in Memphis, Tenn.

1982-83

Coach: Carol Alfano
Record: 13-12; Metro: 2-3

Nov. 29	at Marshall	W	73-69
Dec. 1	East Tenn. St.	W	64-63
Dec. 6	at N.C. State	L	63-79
Dec. 9	at Radford	W	73-63
Dec. 11	Howard	W	78-54
Dec. 18	at Charleston	W	81-64
Dec. 20	at #4 Old Dominion	L	53-84
Dec. 27	vs. St. John's ¹	L	60-64
Dec. 28	vs. Temple ¹ (2OT)	L	83-85
Jan. 4	#12 Tennessee	L	47-56
Jan. 8	at Virginia	L	66-70
Jan. 15	at West Virginia	L	66-71
Jan. 17	at App. State	W	92-79
Jan. 22	at Memphis State	L	60-78
Jan. 29	Cincinnati	W	86-63
Jan. 31	Louisville	W	68-61
Feb. 5	VCU	W	81-57
Feb. 8	at UNC Charlotte	W	66-60
Feb. 11	at Cincinnati	L	58-81
Feb. 13	at Louisville	L	54-63
Feb. 16	James Madison	W	57-47
Feb. 19	Morehead State	W	61-60
Feb. 21	at North Carolina	L	83-103
Feb. 28	at Liberty Baptist	W	78-74
Mar. 6	vs. Memphis St. ²	L	64-72

1 - Queens College Holiday Classic in Flushing, N.Y.
2 - Metro Turn. in Louisville, Ken.

1983-84

Coach: Carol Alfano
Record: 15-15; Metro: 4-6

Nov. 26	Charleston	W	101-85
Nov. 29	at East Tenn. St.	L	60-67
Dec. 10	at Howard	W	89-75
Dec. 17	Marshall	W	76-64
Dec. 20	Georgia Sou. ¹	W	84-61
Dec. 21	Miss. State ¹	L	87-89
Dec. 22	Northwestern ¹	W	85-77
Dec. 30	vs. North Carolina ²	L	52-73
Dec. 31	vs. N.C. State ²	L	63-64
Jan. 4	vs. Virginia ³	L	70-88
Jan. 7	App. St.	W	95-76
Jan. 10	at Tennessee	L	63-77
Jan. 13	West Virginia	W	73-62
Jan. 16	at Morehead St.	W	75-62
Jan. 21	Memphis State	L	62-74
Jan. 28	at Cincinnati	W	92-86
Jan. 30	at Louisville	L	72-81
Feb. 4	Florida State	W	68-63
Feb. 6	Louisville	W	93-61
Feb. 10	Cincinnati	W	105-93
Feb. 13	at VCU	W	81-63
Feb. 18	at South Carolina	L	74-89
Feb. 21	at James Madison	L	59-72



Feb. 24	at Sou. Miss.	L	75-91
Feb. 26	at Tulane	L	59-64
Mar. 1	#5 Old Dominion	L	67-100
Mar. 3	South Carolina	L	70-80
Mar. 5	vs. Sou. Miss4	W	94-86
Mar. 6	vs. Louisville4	L	60-63
Mar. 7	vs. South Carolina4	W	89-76
1 - Marriott-Converse Christmas Classic in Blacksburg, Va.			
2 - Dogwood Classic in Fayetteville, N.C.			
3 - in Roanoke, Va.			
4 - Metro Tourn. in Cincinnati, Ohio			

1984-85

Coach: Carol Alfano			
Record: 16-13; Metro: 4-6			
Nov. 23	at Tenn. Tech1	L	79-94
Nov. 24	vs. Ohio1	L	77-79
Nov. 28	East Tenn. St.	W	74-51
Dec. 1	vs. #20 N. Carolina2	W	74-73
Dec. 14	Charleston	W	109-81
Dec. 17	UT-Chattanooga3	W	75-59
Dec. 18	Auburn3	L	60-75
Dec. 19	#16 LSU3	W	86-77
Dec. 29	at Clemson	L	101-90
Jan. 6	at Florida State	L	77-85
Jan. 10	Tulane	W	104-64
Jan. 12	Sou. Miss.	L	73-93
Jan. 16	at #15 Virginia	L	62-74
Jan. 18	at Miss. State	W	72-66
Jan. 19	at Memphis State	L	72-77
Jan. 21	James Madison	W	73-62
Jan. 26	at Cincinnati	L	79-90
Jan. 28	at Louisville	W	79-74
Jan. 30	#2 Old Dominion	L	76-86
Feb. 2	South Carolina	W	59-58
Feb. 7	Cincinnati	W	86-74
Feb. 10	Louisville	L	68-70
Feb. 12	at Marshall	W	85-74
Feb. 15	App. State	W	79-75
Feb. 21	at South Carolina	L	72-76
Feb. 25	VCU	W	90-57
Feb. 27	Radford	W	71-64
Mar. 3	vs. Florida St.4	W	86-85
Mar. 4	vs. Memphis St.4	L	85-93
1 - Tenn. Tech Classic in Cookeville, Tenn.			
2 - in Salem, Va.			
3 - Marriott-Converse Christmas Classic in Blacksburg, Va.			
4 - Metro Tourn. in Hattiesburg, MS			

1985-86

Coach: Carol Alfano			
Record: 13-15; Metro: 4-6			
Nov. 23	UNC Charlotte	W	92-65
Nov. 27	Clemson	L	76-77
Nov. 30	at #5 Old Dominion	W	73-72
Dec. 4	at North Carolina	L	73-75
Dec. 10	vs. #6 Virginia1	L	58-87
Dec. 14	Marshall	W	91-71
Dec. 20	Delaware2	W	74-61
Dec. 21	Charleston2	W	84-68
Dec. 22	Auburn2	L	62-83
Jan. 4	Florida State	W	73-68
Jan. 6	Memphis State	L	78-89
Jan. 11	at Sou. Miss.	L	78-89
Jan. 13	at Tulane (OT)	L	89-77
Jan. 15	App. State	W	90-74
Jan. 21	at East Tenn. St.	L	56-74
Jan. 25	Louisville	W	89-75
Jan. 27	Cincinnati	W	81-71
Jan. 30	Randolph-Macon	W	76-64
Feb. 1	South Carolina	L	83-92
Feb. 5	at James Madison	L	59-81
Feb. 8	at Cincinnati	L	68-86
Feb. 10	at Louisville	L	76-91
Feb. 15	at South Carolina	L	53-69
Feb. 18	at Radford	L	81-86
Feb. 22	Mercer	W	98-67
Feb. 24	at UNC Charlotte	L	62-71
Mar. 1	vs. Sou. Miss.3	W	86-76
Mar. 2	at South Carolina3	L	54-67
1 - in Roanoke, Va.			
2 - Marriott-Converse Christmas Classic in Blacksburg, Va.			
3 - Metro Tourn. in Columbia, S.C.			

1986-87

Coach: Carol Alfano			
Record: 15-14; Metro: 7-5			
Nov. 28	vs. Mississippi1	L	59-78
Nov. 29	vs. Connecticut1	L	69-71
Dec. 5	vs. Charleston2	W	76-52
Dec. 6	vs. Radford2	W	64-55

Dec. 9	at #7 Virginia	L	43-73
Dec. 12	at George Mason	W	80-64
Dec. 19	at Old Dominion3	L	54-76
Dec. 20	vs. Northwestern3	L	64-70
Dec. 27	vs. Georgia4	L	56-80
Dec. 27	vs. UMass4	W	86-63
Jan. 3	Florida State	W	91-78
Jan. 5	South Carolina	L	52-60
Jan. 7	William & Mary	W	56-50
Jan. 10	at Memphis St.	L	59-84
Jan. 12	at Southern Miss	W	77-50
Jan. 15	#16 James Madison	W	63-61
Jan. 23	at Cincinnati	W	85-55
Jan. 26	at Louisville	L	66-71
Jan. 31	at Florida State	L	65-70
Feb. 2	at South Carolina	W	69-65
Feb. 7	Memphis State	L	81-82
Feb. 9	Southern Miss	W	76-65
Feb. 14	at Auburn	L	53-81
Feb. 16	at Mercer	W	117-84
Feb. 21	Cincinnati (OT)	W	77-68
Feb. 23	Louisville	W	78-73
Mar. 2	at VCU	L	74-85
Mar. 5	Florida State5	W	68-67
Mar. 6	South Carolina5	L	55-59
1 - Lady Sunshine Classic in Orlando, Fla.			
2 - Converse Christmas Classic in Blacksburg, Va.			
3 - Old Dominion Classic in Norfolk, Va.			
4 - Texaco/Wildcat Tourn. in Philadelphia, Pa.			
5 - Metro Tourn. in Blacksburg, Va.			

1987-88

Coach: Carol Alfano			
Record: 12-16; Metro: 4-8			
Nov. 27	vs. Morehead St.1	W	59-52
Nov. 28	at App. State1	W	79-71
Dec. 5	Richmond	W	70-58
Dec. 8	#7 Virginia	L	57-74
Dec. 12	at G. Washington	L	55-71
Dec. 18	at William & Mary	W	58-51
Dec. 29	vs. Mississippi2	L	57-60
Dec. 30	vs. Colgate2	W	94-50
Jan. 2	VCU	W	75-74
Jan. 9	at Southern Miss	L	75-78
Jan. 11	at Memphis State	W	73-61
Jan. 16	Louisville	W	68-67
Jan. 18	Cincinnati	L	47-50
Jan. 20	Old Dominion	L	56-77
Jan. 23	at Charleston	W	67-65
Jan. 25	James Madison	L	39-79
Jan. 30	at Florida State	L	59-61
Feb. 1	at South Carolina	L	44-75
Feb. 4	UNC Charlotte	L	55-69
Feb. 6	Southern Miss	L	68-79
Feb. 8	Memphis State	L	84-89
Feb. 10	at Radford	W	77-74
Feb. 13	at Cincinnati	L	62-74
Feb. 15	at Louisville	W	62-59
Feb. 20	Florida State	W	97-81
Feb. 29	at Kentucky	L	79-80
Mar. 5	South Carolina	L	69-73
Mar. 10	Southern Miss3	L	60-73
1 - App. State/Sheraton Classic in Boone, N.C.			
2 - St. Peter's Tourn. in Jersey City, N.J.			
3 - Metro Tourn. in Tallahassee, Fla.			

1988-89

Coach: Carol Alfano			
Record: 16-13; Metro: 7-5			
Nov. 26	vs. Bradley1	W	75-57
Nov. 27	at Syracuse1 (OT)	L	74-76
Nov. 29	at #7 Virginia	L	73-75
Dec. 4	G. Washington	W	51-35
Dec. 10	James Madison	L	49-72
Dec. 17	at Old Dominion	L	63-68
Dec. 19	at VCU (OT)	L	76-88
Dec. 29	vs. Houston2	L	69-80
Dec. 30	vs. Connecticut2	W	65-63
Jan. 4	at Richmond	L	54-79
Jan. 9	Cincinnati	W	52-49
Jan. 14	at Memphis St.	W	75-62
Jan. 16	at Southern Miss	L	73-82
Jan. 21	Florida State	W	68-67
Jan. 23	George Mason	W	67-49
Jan. 28	at Florida State	L	66-69
Jan. 30	at South Carolina	L	52-86
Feb. 4	at Louisville	W	73-62
Feb. 6	at Cincinnati	L	50-66
Feb. 11	Memphis State	W	74-55
Feb. 13	Southern Miss	L	64-72
Feb. 17	Charleston	W	77-50
Feb. 19	Kentucky	W	75-66

Feb. 21	at UNC Charlotte	W	78-57
Feb. 25	#13 South Carolina	W	63-59
Mar. 1	Radford	W	71-59
Mar. 4	Louisville	W	65-57
Mar. 9	at Memphis St.3	W	78-63
Mar. 10	vs. Southern Miss3	L	62-70
1 - Carrier Classic in Syracuse, N.Y.			
2 - Cardinal Classic in Stanford, Calif.			
3 - Metro Tourn. in Memphis, Tenn.			

1989-90

Coach: Carol Alfano			
Record: 14-11; Metro: 8-6			
Nov. 25	West Va State	W	93-40
Nov. 28	#1 Tennessee	L	55-81
Dec. 1	vs. St. John's1	L	67-78
Dec. 2	vs. Ohio1	L	55-62
Dec. 6	at George Mason	L	54-69
Dec. 21	#23 Old Dominion	L	72-84
Dec. 29	vs. Boston College2	W	74-65
Dec. 30	at Richmond2	L	58-66
Jan. 3	#13 Virginia	L	77-79
Jan. 6	Florida State	L	64-68
Jan. 8	Liberty	W	80-54
Jan. 13	at Memphis State	W	69-68
Jan. 15	at #20 Southern Miss	L	63-85
Jan. 20	at Tulane	W	82-59
Jan. 23	VCU	W	64-52
Jan. 27	at Cincinnati	W	56-42
Jan. 29	at Louisville	W	65-54
Feb. 3	at Florida State	L	52-69
Feb. 5	at #15 S. Carolina	L	47-72
Feb. 10	Memphis State	W	77-59
Feb. 12	#17 Southern Miss	L	53-62
Feb. 17	at James Madison(OT)	W	53-50
Feb. 21	#20 South Carolina	L	59-67
Feb. 24	Cincinnati	W	72-59
Feb. 26	Louisville	W	81-62
Feb. 28	at Radford	W	66-54
Mar. 3	at Tulane	W	70-53
Mar. 8	vs. Louisville3	L	60-85
1 - Roger L. White Inv. in Evanston, Ill.			
2 - Dole Pineapple Classic in Richmond, Va.			
3 - Metro Tourn. in Cincinnati, Ohio			

1990-91

Coach: Carol Alfano			
Record: 12-15; Metro: 8-6			
Nov. 23	vs. Lamar1	L	54-71
Nov. 24	vs. E. Illinois1	L	65-70
Nov. 28	at #15 Virginia	L	44-93
Dec. 3	#3 Tennessee	L	54-64
Dec. 8	at Old Dominion	L	69-80
Dec. 20	West Virginia	L	80-84
Dec. 29	Towson State2	W	92-61
Dec. 30	George Mason2	L	56-57
Jan. 2	William & Mary	W	75-60
Jan. 5	at Memphis St.	W	71-65
Jan. 7	Florida State	L	64-78
Jan. 12	at Southern Miss	L	67-79
Jan. 14	at Tulane	W	64-54
Jan. 19	South Carolina	W	69-67
Jan. 21	James Madison	L	48-64
Jan. 26	at Cincinnati	W	74-59
Jan. 28	at Louisville	L	61-78
Feb. 2	Memphis State	W	77-73
Feb. 4	at Liberty	W	77-56
Feb. 7	Southern Miss	W	75-64
Feb. 11	Tulane	W	67-41
Feb. 16	at South Carolina	L	51-66
Feb. 18	at Florida State	L	53-76
Feb. 21	Radford	W	87-49
Feb. 23	Cincinnati	W	55-52
Feb. 27	Louisville	L	57-70
Mar. 4	Southern Miss3	L	91-71
1 - Florida International in Miami, Fla.			
2 - Diamond Club Classic in Blacksburg, Va.			
3 - Metro Tourn. in Louisville, Ken.			

1991-92

Coach: Carol Alfano			
Record: 10-18; Metro: 3-9			
Nov. 27	at Air Force	W	75-70
Nov. 29	vs. #6 Vanderbilt1	L	63-78
Nov. 30	vs. Illinois1	L	66-68
Dec. 4	at East Tenn. St.	W	93-86
Dec. 7	Old Dominion	L	55-71
Dec. 19	at North Carolina	L	62-76
Dec. 29	Akron2	W	78-60
Dec. 30	UNC Greensboro2	W	84-65
Jan. 4	at VCU	L	66-74
Jan. 6	at William & Mary	W	62-42
Jan. 12	at Youngstown St.	L	81-92
Jan. 18	UNC Charlotte	L	53-75

Jan. 20	South Florida	W	74-59
Jan. 25	at Dayton	L	71-75
Jan. 27	at Louisville	L	44-93
Feb. 1	at Tulane	L	56-59
Feb. 3	at Southern Miss	L	55-86
Feb. 8	VCU	L	57-59
Feb. 10	Dayton	W	71-55
Feb. 12	at Radford	L	72-75
Feb. 15	at South Florida	W	67-64
Feb. 17	at James Madison	L	62-75
Feb. 24	Louisville	L	56-76
Feb. 29	Tulane	L	43-63
Mar. 2	Southern Miss	W	64-62
Mar. 8	at UNC Charlotte	L	57-86
Mar. 11	vs. UNC Charlotte3	W	67-61
Mar. 12	vs. Southern Miss3	L	63-76
1 - Coors Classic in Boulder, Colo.			
2 - Diamond Club Classic in Blacksburg, Va.			
3 - Metro Tourn. in Louisville, Ken.			

1992-93

Coach: Carol Alfano			
Record: 20-8; Metro: 8-4			
Dec. 1	Wingate	W	58-43
Dec. 4	vs. East Carolina1	W	86-72
Dec. 5	at Duke1	L	63-85
Dec. 8	#2 Virginia	L	59-93
Dec. 19	at Old Dominion	W	76-63
Dec. 21	East Tenn. St.	W	91-59
Dec. 29	Drexel2	W	92-41
Dec. 30	Marshall2	W	84-78
Jan. 2	Gardner-Webb	W	89-59
Jan. 6	at UNC Greensboro	L	54-63
Jan. 9	VCU	W	70-67
Jan. 11	at W. Carolina	W	74-48
Jan. 16	Tulane	W	80-57
Jan. 18	Southern Miss	W	85-70
Jan. 20	Radford	W	81-68
Jan. 25	at Louisville	W	79-75
Jan. 31	at South Florida (OT)	W	85-83
Feb. 1	at UNC Charlotte	L	44-81
Feb. 9	James Madison	W	81-60
Feb. 13	at Southern Miss	L	80-89
Feb. 15	at Tulane	L	65-79
Feb. 20	South Florida	W	82-62
Feb. 22	Louisville	W	82-61
Feb. 25	at Morehead St.	W	94-88
Mar. 1	at VCU	L	69-71
Mar. 4	UNC Charlotte	W	76-70
Mar. 10	South Florida3	W	74-50
Mar. 11	at Louisville3	L	73-92
1 - Duke Classic in Durham, N.C.			
2 - Diamond Club Classic in Blacksburg, Va.			
3 - Metro Tourn. in Louisville, Ken.			

1993-94

Coach: Carol Alfano			
Record: 24-6; Metro: 9-3			
Dec. 1	W. Carolina	W	102-43
Dec. 4	Ohio	W	75-60
Dec			

Year-By-Year continued

1994-95

Coach: Carol Alfano

Overall: 22-9; Metro: 10-2

Nov. 15	at Maryland1	W	68-53
Nov. 17	at SW Missouri St.2	L	45-61
Nov. 28	at Ohio (OT)L	W	66-67
Dec. 1	Radford	W	72-42
Dec. 3	at UT-Chattanooga	W	64-45
Dec. 6	Winthrop	W	75-45
Dec. 19	vs. Michigan St.3	W	63-61
Dec. 20	vs. Okla. State3	W	83-77
Dec. 21	vs. #11 Texas Tech3	L	47-68
Dec. 29	Furman4	W	73-61
Dec. 30	#4 North Carolina4	L	52-57
Jan. 2	at William & Mary	W	72-53
Jan. 6	at Louisville	W	56-54
Jan. 8	at VCU	W	54-51
Jan. 13	#9 Virginia	W	69-62
Jan. 15	South Florida	W	72-52
Jan. 20	UNC Charlotte	W	68-55
Jan. 23	James Madison	W	68-54
Jan. 27	at Tulane	L	62-72
Jan. 29	at #25 Southern Miss	L	66-75
Feb. 3	at UNC Charlotte	W	63-54
Feb. 10	Southern Miss	W	64-63
Feb. 12	Tulane	W	77-65
Feb. 17	VCU	W	81-63
Feb. 19	at South Florida	W	85-69
Feb. 22	#2 Tennessee	L	33-66
Feb. 26	Louisville	W	68-60
Mar. 1	at West Virginia	W	82-66
Mar. 9	vs. Southern Miss5	L	66-67
Mar. 16	vs. St. Joseph's6	W	62-52
Mar. 18	at #1 Connecticut6	L	45-91

- 1 - Preseason WNIT
- 2 - Preseason WNIT
- 3 - San Juan Shootout in San Juan, Puerto Rico
- 4 - Diamond Club Classic in Blacksburg, Va.
- 5 - Metro Tour. in Louisville, Ken.
- 6 - NCAA Tour. in Storrs, Conn.

1995-96

Coach: Carol Alfano

Overall: 11-17; Atlantic 10: 8-8

Nov. 24	at Stetson	L	77-83
Nov. 29	at Radford	L	64-81
Dec. 6	at #5 Virginia	L	38-80
Dec. 9	at VCU	L	54-57
Dec. 19	at N. Arizona1	L	50-80
Dec. 20	vs. #23Florida1	L	48-65
Dec. 29	Hampton2	W	84-66
Dec. 30	Campbell2	W	70-59
Jan. 3	at Fordham	W	75-59
Jan. 11	at James Madison	L	58-75
Jan. 13	at G. Washington	L	58-79
Jan. 18	at Massachusetts	L	47-65
Jan. 20	at Duquesne	L	68-73
Jan. 25	La Salle	W	70-65
Jan. 28	Xavier (OT)W	W	87-82
Feb. 1	at La Salle	L	53-77
Feb. 3	at St. Joseph's	L	50-57
Feb. 7	Duquesne	W	65-56
Feb. 10	Rhode Island	L	63-68
Feb. 12	Temple	W	86-49
Feb. 15	at Dayton	W	66-59
Feb. 17	at Xavier	L	70-83
Feb. 20	Richmond	L	55-64
Feb. 22	St. Bonaventure	W	75-68
Feb. 24	Dayton	W	79-59
Feb. 27	G. Washington (OT)L	L	60-64
Mar. 1	Fordham3	W	90-78
Mar. 2	Massachusetts3	L	42-64

- 1 - Woodlands Plaza Classic in Flagstaff, Ariz.
- 2 - Diamond Club Classic in Blacksburg, Va.
- 3 - Atlantic 10 Tour. in Blacksburg, Va.

1996-97

Coach: Carol Alfano

Overall: 10-21; Atlantic 10: 4-12

Nov. 21	UNC Greensboro	W	89-86
Nov. 29	vs. Michigan1	L	63-79
Nov. 30	vs. Pittsburgh1	L	63-72
Dec. 1	vs. Houston1	W	69-66
Dec. 5	James Madison	L	54-56
Dec. 11	Radford	L	83-84
Dec. 19	at Richmond	L	76-82
Dec. 29	Cornell2	W	73-50
Dec. 30	Loyola(Md.)2	W	58-55

Jan. 3	Iona	W	50-49
Jan. 6	at G. Washington	L	57-83
Jan. 8	at App. State	L	58-67
Jan. 10	at Temple	L	61-79
Jan. 12	St. Joseph's	L	44-75
Jan. 16	at Xavier (OT)L	L	62-73
Jan. 18	at Dayton (2OT)W	W	103-98
Jan. 21	G. Washington	L	44-82
Jan. 25	at La Salle	L	40-69
Jan. 25	at Duquesne	L	67-84
Jan. 29	Massachusetts	L	52-54
Feb. 1	at Rhode Island	L	58-69
Feb. 3	Fordham	W	63-61
Feb. 6	#8 Virginia	L	41-90
Feb. 9	at St. Bonaventure	L	63-75
Feb. 13	Dayton	W	84-65
Feb. 15	Xavier	L	54-65
Feb. 17	at VCU	L	60-65
Feb. 20	Duquesne	W	70-62
Feb. 22	La Salle	L	54-67
Feb. 25	at St. Bonaventure3	W	83-78
Feb. 27	at La Salle3	L	66-81

1 - Hawaiian Airlines Wahine Classic in Honolulu, Hawaii

2 - Diamond Club Classic in Blacksburg, Va.

3 - Atlantic 10 Tournament

1997-98

Coach: Bonnie Henrickson

Overall: 22-10; Atlantic 10: 11-5

Nov. 21	East Carolina	W	68-39
Nov. 25	at #14 Virginia	L	49-64
Nov. 28	at St. Mary's1	W	68-59
Nov. 29	vs. Villanova1	L	46-55
Dec. 2	Appalachian St.	W	65-49
Dec. 4	at UNC Greensboro	W	88-74
Dec. 10	at Radford	W	84-67
Dec. 21	at James Madison	L	70-77
Dec. 29	UMBC2	W	89-36
Dec. 30	Siena2	L	64-69
Jan. 2	Rhode Island	W	84-60
Jan. 4	Massachusetts	L	56-58
Jan. 8	at Xavier	L	74-83
Jan. 10	at Dayton	W	75-64
Jan. 13	La Salle	W	65-57
Jan. 17	at G. Washington	W	64-57
Jan. 24	St. Bonaventure	W	84-73
Jan. 27	at Duquesne	L	86-99
Jan. 29	G. Washington	W	67-55
Feb. 1	at La Salle	W	67-55
Feb. 5	Dayton	W	68-66
Feb. 9	Xavier	L	68-69
Feb. 12	at St. Joseph's	L	43-58
Feb. 14	at Temple	W	69-51
Feb. 19	Duquesne	W	79-78
Feb. 21	at Fordham	W	59-44
Feb. 24	Fordham3	W	79-40
Feb. 26	at St. Joseph's3	W	67-62
Mar. 1	vs. G. Washington4	W	73-72
Mar. 2	at Massachusetts4(OT)W	W	66-64
Mar. 14	vs. #24 Wisconsin5	W	75-64
Mar. 16	at #12 Florida5	L	57-89

1 - St. Mary's Thanksgiving Tipoff Classic in Moraga, Calif.

2 - Diamond Club Classic in Blacksburg, Va.

3 - Atlantic 10 Tournament

4 - Atlantic 10 Tour. in Amherst, Mass.

5 - NCAA Tour. in Gainesville, Fla.

1998-99

Coach: Bonnie Henrickson

Overall: 28-3; Atlantic 10: 15-1

Nov. 13	at Liberty	W	69-55
Nov. 15	at #4 Duke	W	72-70
Nov. 22	Radford	W	86-52
Nov. 24	James Madison	W	72-54
Nov. 30	#17 Virginia	W	81-65
Dec. 3	at App. State	W	69-60
Dec. 9	East Carolina	W	77-45
Dec. 12	Duquesne	W	67-60
Dec. 21	George Mason	W	66-57
Dec. 28	Akron1	W	80-59
Dec. 29	Miss. State1	W	73-52
Jan. 2	Fordham	W	78-61
Jan. 4	Dayton	W	76-59
Jan. 8	at Duquesne	W	80-69
Jan. 10	G. Washington	W	74-65
Jan. 15	at St. Bonaventure	W	87-64

Jan. 22	St. Joseph's	W	65-56
Jan. 24	Temple	W	89-69
Jan. 29	at Xavier	L	67-71
Jan. 31	at Dayton	W	68-60
Feb. 5	Xavier	W	61-60
Feb. 7	La Salle	W	70-57
Feb. 12	at Massachusetts	W	67-51
Feb. 14	at Rhode Island	W	64-62
Feb. 18	at La Salle	W	70-57
Feb. 21	G. Washington	W	66-64
Feb. 27	vs. Dayton2 (3OT)W	W	73-72
Feb. 28	Xavier2	L	79-86
Mar. 13	Saint Peter's3	W	73-48
Mar. 15	Auburn3	W	76-61
Mar. 20	#2 Tennessee4	L	52-68

1 - Diamond Club Classic in Blacksburg, Va.

2 - Atlantic 10 Tour. in Philadelphia, Pa.

3 - NCAA 1st & 2nd Rd. in Blacksburg, Va.

4 - NCAA Sweet 16 in Greensboro, N.C.

1999-00

Coach: Bonnie Henrickson

Overall: 20-11; Atlantic 10: 11-5

Nov. 15	Liberty	W	60-45
Nov. 17	#3 Georgia1	L	60-65
Nov. 26	vs. Southern Utah2	W	63-55
Nov. 27	at #16 Oregon2	L	53-73
Nov. 30	App. State	W	75-55
Dec. 2	at James Madison	W	66-50
Dec. 5	Duquesne	W	78-42
Dec. 8	#20 Duke	L	61-70
Dec. 20	at #22 Virginia	L	62-67
Dec. 29	Hampton3	W	93-61
Dec. 30	UNC Charlotte3	W	72-61
Jan. 2	at Radford	W	66-42
Jan. 6	Rhode Island	W	81-38
Jan. 9	G. Washington	L	64-76
Jan. 16	at La Salle	W	76-57
Jan. 21	at Temple	W	59-54
Jan. 23	at St. Joseph's	W	62-53
Jan. 28	Dayton	L	65-69
Jan. 30	Xavier	L	60-64
Feb. 2	at G. Washington	L	58-73
Feb. 6	at Fordham	W	75-52
Feb. 10	at Xavier	L	46-68
Feb. 13	Massachusetts	W	66-45
Feb. 17	St. Bonaventure	W	73-56
Feb. 20	at Duquesne	W	68-56
Feb. 24	La Salle	W	64-57
Feb. 27	at Dayton	W	68-63
Mar. 3	vs. Rhode Island4	W	68-37
Mar. 4	vs. Massachusetts4	L	54-58
Mar. 16	Georgia State5	W	80-56
Mar. 18	Maryland5 (OT)L	L	60-68

1 - WNIT Preseason Tour. in Blacksburg, Va.

2 - Pepsi Shootout in Eugene, Ore.

3 - Virginia Lottery-Hokie Hardwood Classic in Blacksburg, Va.

4 - Atlantic 10 Tour. in Philadelphia, Pa.

5 - WNIT in Blacksburg, Va.

2000-01

Coach: Bonnie Henrickson

Overall: 22-9; BIG EAST: 11-5

Nov. 17	Liberty	W	72-51
Nov. 21	James Madison	W	78-60
Nov. 25	vs. Mich. State1	W	50-36
Nov. 26	at Florida State1	L	57-77
Nov. 30	#17 Virginia	W	57-56

Dec. 2	at Richmond	W	77-74
Dec. 6	at #7 Rutgers	L	53-61
Dec. 9	Radford	W	71-45
Dec. 18	at Clemson	L	59-80
Dec. 21	at Old Dominion	W	69-57
Dec. 28	UNC Asheville2	W	85-47
Dec. 29	Maine2	W	79-68
Jan. 3	#3 Notre Dame	L	64-75
Jan. 7	Miami	W	64-51
Jan. 13	at #3 Notre Dame	L	55-75
Jan. 17	at Boston College	W	64-52
Jan. 20	Georgetown	W	79-50
Jan. 23	#24 Villanova	W	65-59
Jan. 31	at Syracuse	W	48-46
Feb. 3	Providence	W	65-54
Feb. 7	#3 Connecticut	L	38-90
Feb. 11	Pittsburgh	W	86-50
Feb. 14	at West Virginia	W	92-53
Feb. 18	Boston College (OT)L	L	59-65
Feb. 21	Providence	W	71-64
Feb. 24	at Seton Hall	W	52-46
Feb. 27	at St. John's	W	62-54
Mar. 4	vs. #23 Villanova3	W	73-67
Mar. 5	vs. #1 Notre Dame3	L	49-67
Mar. 16	vs. Denver4	W	77-57
Mar. 18	at #12 Texas Tech4	L	52-73

1 - Tallahassee Democrat Classic in Tallahassee, Fla.

2 - Lady Luck Classic in Blacksburg, Va.

3 - BIG EAST Tour. in Storrs, Conn.

4 - NCAA 1st & 2nd rd. in Lubbock, Tex.

2001-02

Coach: Bonnie Henrickson

Overall: 21-11; BIG EAST: 9-7

Nov. 15	Richmond	W	76-62
Nov. 19	#16 Old Dominion	W	68-62
Nov. 24	vs. N.W. State1	W	71-46
Nov. 25	at #19 LSU	L	65-66
Nov. 29	at Virginia	L	58-60
Dec. 5	at Pittsburgh	W	83-64
Dec. 8	at Liberty	W	56-40
Dec. 12	at Radford	W	80-46
Dec. 21	at James Madison	W	70-47
Dec. 28	Gardner-Webb2	W	76-39
Dec. 29	Hampton2	W	83-43
Jan. 3	Clemson	W	68-58
Jan. 5	Syracuse	W	62-56
Jan. 9	#24 Boston College	W	73-52
Jan. 12	at Georgetown	W	71-64
Jan. 16	West Virginia	W	67-62
Jan. 19	St. John's	W	69-50
Jan. 23	at Syracuse	L	59-75
Jan. 26	at Notre Dame	L	57-64
Jan. 29	#1 Connecticut	L	50-59
Feb. 5	Miami	W	72-60
Feb. 10	at #1 Connecticut	L	42-77
Feb. 13	at Providence	L	61-67
Feb. 17	Seton Hall	W	74-52
Feb. 20	at Miami	L	53-55
Feb. 23	at Villanova	L	64-76
Feb. 26	Rutgers	W	70-63
Mar. 2	at Rutgers3	L	43-44
Mar. 13	UNC Greensboro4	W	51-45
Mar. 16	G. Washington4	W	68-52
Mar. 20	Verm		

LADY LUCK CLASSIC

Once again this season, Virginia Tech will host a holiday tournament. The Lady Luck Classic will be held Dec. 28-29 in Cassell Coliseum featuring Duquesne, Loyola (Md.), Tennessee-Martin and the Hokies. This will mark the 13th consecutive year for the tournament, which began in 1990 as the Diamond Club Classic and was changed to its current name when the Virginia Lottery became the title sponsor.

LADY LUCK CLASSIC RECORDS

Individual (One Game)

Most Points	28, LaShondra Dixon (Hampton) vs. Bowling Green, 1999 Jessica Guarneri (UNC Asheville) vs. Marshall, 2000
Most Field Goals	11, Melanie Halker (Siena) vs. Virginia Tech, 1997 LaShondra Dixon (Hampton) vs. Elon, 2001
Most Field Goal Att.	23, Dana Gould (Lafayette) vs. Hampton, 1995
Most 3-Point Field Goals	5, LaShondra Dixon (Hampton) vs. Bowling Green, 1999
Most 3-Point Field Goal Att.	11, Haley Cook (Furman) vs. UMBC, 1997 LaShondra Dixon (Hampton) vs. Bowling Green, 1999
Most Free Throws	15, Lisa Allison (Campbell) vs. Drexel, 1992 Angela Crosby (Appalachian St.) vs. William & Mary, 1993
Most Free Throw Att.	19, Angela Crosby (Appalachian St.) vs. William & Mary, 1993
Most Rebounds	23, Jenette Reed (Marshall) vs. Campbell, 1992
Most Assists	11, Corey Hewitt (Loyola, Md.) vs. South Carolina, 1996 Jaymee Wappes (Bowling Green) vs. Hampton, 1999 Jayme Chikos (Elon) vs. Hampton, 2001
Most Steals	7, Earlisha Dill (George Mason) vs. Morehead St., 1990 Tracy Krueger (Marshall) vs. Campbell, 1992
Most Blocks	4, Lisa Griffith (Virginia Tech) vs. Marshall, 1992 Cheryl Bowles (Akron) vs. Virginia Tech, 1998 Adrienne Jordan (UNC Charlotte) vs. Bowling Green, 1999 Adrienne Jorday (UNC Charlotte) vs. Virginia Tech, 1999

Individual (Two Games)

Most Points	53, Angela Crosby (Appalachian St.), 1993
Most Field Goals	21, Melanie Halker (Siena), 1997
Most Field Goal Att.	38, Melanie Halker (Siena), 1997
Most Three-Point Field Goals	7, Yolanda Settles (William & Mary), 1993 Heidi White (Furman), 1997 LaShondra Dixon (Hampton), 1999
Most Three-Point Field Goal Att.	19, Bridgit Phillips (Hampton), 1999
Most Free Throws	21, Angela Crosby (Appalachian St.), 1993
Most Free Throw Att.	30, Angela Crosby (Appalachian St.), 1993
Most Rebounds	31, Nicole Jones (Virginia Tech), 1999
Most Assists	18, Jayme Chikos (Elon), 2001
Most Steals	10, Tracy Krueger (Marshall), 1992
Most Blocks	8, Adrienne Jordan (UNC Charlotte), 1999

Team (One Game)

Most Points	93, Virginia Tech (vs. Hampton), 1999
Most Field Goals	37, Virginia Tech (vs. Drexel), 1992
Most Field Goal Att.	81, Marshall (vs. UNC Asheville), 2000
Most Three-Point Field Goals	11, Bowling Green (vs. Hampton), 1999
Most Three-Point Field Goal Att.	35, Bowling Green (vs. Hampton), 1999
Most Free Throws	36, Virginia Tech (vs. UNC Charlotte), 1999
Most Free Throw Att.	45, Virginia Tech (vs. Hampton), 1999
Most Rebounds	57, Virginia Tech (vs. Drexel), 1992
Most Assists	23, Siena (vs. Furman), 1997 Virginia Tech (vs. Hampton), 2001
Most Steals	18, Virginia Tech (vs. Colgate), 1993
Most Blocks	8, Virginia Tech (vs. Marshall), 1992 North Carolina (vs. Rhode Island), 1994

Team (Two Games)

Most Points	192, Virginia Tech, 1992
Most Field Goals	68, Virginia Tech, 2001
Most Field Goal Att.	155, Marshall, 2000
Most Three-Point Field Goals	16, Bowling Green, 1999
Most Three-Point Field Goal Att.	60, Bowling Green, 1999
Most Free Throws	67, Virginia Tech, 1999
Most Free Throw Att.	87, Virginia Tech, 1999
Most Rebounds	110, Campbell, 1995
Most Assists	45, Virginia Tech, 2001
Most Steals	28, Virginia Tech, 1993
Most Blocks	13, Virginia Tech, 1992

1990 George Mason 75, Morehead State 68
Virginia Tech 92, Towson State 61
Consolation: Morehead State 84, Towson State 70
Championship: George Mason 57, Virginia Tech 56
All-Tournament Team: Antoinette Battle, MVP (GMU), Sondie Eden (MSU), Lisa Griffith (VT), Monique Hilton (GMU), Sue Logsdon (VT)

1991 UNC Greensboro 76, Austin Peay 70
Virginia Tech 78, Akron 60
Consolation: Austin Peay 75, Akron 53
Championship: Virginia Tech 84, UNC Greensboro 65
All-Tournament Team: Phyllis Tonkin, MVP (VT), Kymm Elliott, (UNCG), Jennifer Fritts (AP), Lisa Griffith (VT), Betsy Jeffries (AP)

1992 Marshall 68, Campbell 58
Virginia Tech 92, Drexel 41
Consolation: Campbell 71, Drexel 52
Championship: Virginia Tech 84, Marshall 78
All-Tournament Team: Lisa Leftwich, MVP (VT), Lisa Allison (CU), Tracy Krueger (MU), Christi Osborne (VT), Jenette Reed (MU)

1993 Appalachian St. 80, William & Mary 63
Virginia Tech 90, Colgate 68
Consolation: William & Mary 76, Colgate 58
Championship: Virginia Tech 77, Appalachian St. 76
All-Tournament Team: Christi Osborne, MVP (VT), Ashleigh Akens (W&M), Angela Crosby (ASU), Jenny Root (VT), Jen Smith (CU)

1994 North Carolina 80, Rhode Island 68
Virginia Tech 73, Furman 61
Consolation: Rhode Island 82, Furman 75
Championship: North Carolina 57, Virginia Tech 52
All-Tournament Team: Jenny Root, MVP (VT), Marion Jones (UNC), Christi Osborne (VT), Tracy Reid (UNC), Charlotte Smith (UNC), Dayna Smith (URI)

1995 Campbell 69, Lafayette 47
Virginia Tech 84, Hampton 66
Consolation: Hampton 80, Lafayette 71
Championship: Virginia Tech 70, Campbell 59
All-Tournament Team: Sherry Banks, MVP, (VT), Michelle Hollister (VT), Beth Stockwell (CU), Felecia Autry (CU), Dana Gould (UL), Lajayah Miles (HU)

1996 Loyola (Md.) 86, South Carolina 65
Virginia Tech 73, Cornell 50
Consolation: South Carolina 60, Cornell 56
Championship: Virginia Tech 58, Loyola (Md.) 55
All-Tournament Team: Kim Seaver, MVP (VT), Renee Maitland (VT), Lynn Albert (LU) Jina Mosley (LU), Nikki Miars (USC)

1997 Siena 92, Furman 85
Virginia Tech 89, UMBC 36
Consolation: Furman 77, UMBC 53
Championship: Siena 69, Virginia Tech 64
All-Tournament Team: Melanie Halker, MVP, (SU), Erin Boland (SU), Michelle Houseright (VT), Kelly Drinka (VT), Heidi White (FU)

1998 Mississippi State 83, Campbell 56
Virginia Tech 80, Akron 59
Consolation: Akron 70, Campbell 60
Championship: Virginia Tech 73, Mississippi State 52
All-Tournament Team: Amy Wetzel, MVP, (VT), Tere Williams (VT), Lisa Witherspoon (VT) Jannifer Fambrough (MSU), Abby Hoy (UA)

1999 UNC Charlotte 72, Bowling Green 62
Virginia Tech 93, Hampton 61
Consolation: Hampton 78, Bowling Green 70
Championship: Virginia Tech 72, UNC Charlotte 61
All-Tournament Team: Tere Williams, MVP, (VT), Nicole Jones (VT), Jameka Jones (UNCC), LaShondra Dixon (HU), Francine Miller (BGU)

2000 Maine 79, Marshall 58
Virginia Tech 85, UNC Asheville 47
Consolation: Marshall 85, UNC Asheville 73
Championship: Virginia Tech 79, Maine 68
All-Tournament Team: Nicole Jones, MVP, (VT), Tere Williams (VT), Jessica Guarneri (UNCA), Yaschico Stevens (MU), Kizzy Lopez (UM)

2001 Hampton 78, Elon 73
Virginia Tech 76, Gardner-Webb 39
Consolation: Elon 73, Gardner-Webb 65
Championship: Virginia Tech 83, Hampton 43
All-Tournament Team: Sarah Hicks, MVP, (VT), Ieva Kublina (VT), Nicole Jones (VT), LaShondra Dixon (HU), Lineni Noa (HU)

VIRGINIA TECH ALUMNI

Virginia Tech is a public institution with a world-renowned reputation in high-technology fields, such as engineering, architecture, and the sciences. The university teaches more than 26,000 students, including 1,500 international students representing 110

countries. Virginia Tech offers over 70 undergraduate and nearly 150 master's and doctoral degree programs taught by nationally and internationally recognized scholars.

Many Virginia Tech women's basketball players

have gone on to have successful careers with both large and small companies. The following are just a few examples of the success obtained by Virginia Tech

women's basketball alumni. These former players demonstrate on a daily basis the results of Virginia Tech's commitment to excellence for all student-athletes.




Missy Lemons



Angela Donnell

Former Player	Class	Occupation
Jackie Ansley	1985	Sports Performance Specialist
Cathy Hall Arocho	1979	CPA-Director of Accounting
Stephanie Green Ballein	1989	Virginia Tech Health & PE Department
Thea Bertola	1977	Guidance Counselor, Monticello, Va. High School
Michelle Bain Brink	1988	Account Executive, Nike
Kelly Drinka	1999	Veterinary Technician
Angela Donnell	1995	Mental Health Social Worker
Kathy Duncan	1980	Band Director, Auburn High and Middle Schools
Angie Gray Edwards	1995	Associate Brand Manager, Marketing
Amy Byrne Feathers	1990	Architect/Project Manager
Mary Beth Bergmann Fischer	1991	Homemaker
Terri Garland	1996	Police Officer
Lisa Griffith	1993	Elementary School Physical Education Instructor
Kathy Hanover	1983	Physical Education Instructor
Lisa Haney	1988	Math Instructor and Girls Basketball Coach Monticello High School
Michelle Hollister Houseright	1999	Eli Lilly Pharmaceuticals Sales Representative
Pam Johnson	1985	Human Resources Generalist
Cyndi Justice	1991	Asst. basketball & volleyball coach, Bridgewater College
Elizabeth McCullough Kloc	1993	Teacher
Robin Lee	1985	Clinical Director for Residential Mental Health Facility
Lisa Leftwich	1995	Property Manager
Missy Lemons	2000	Graduate student in School of Physical Therapy at Ohio University
Renee Maitland	1998	Plant Engineer
Jamie Osborne Little	1988	Homemaker
Katie O'Connor	1999	Assistant Basketball Coach, Virginia Tech
Lisa Witherspoon Reed	1999	Elementary school PE Instructor
Joely Scott	1992	Freelance Illustrator
Taiqua Brittingham Steward	1985	Financial Analyst
Kim Albany Suttive	1982	Physical Therapist
Lynette Nolley Vest	1998	Manager of Family Business
Christi Osborne Vest	1995	Former Elementary Teacher
Joyce Waddy	1987	Senior Corrections Officer
Susan Walvius	1986	Head Basketball Coach, University of South Carolina
Amy Wetzel	2001	Virginia Tech Graduate Student
Tisa Brown Wood	1992	Accountant



VIRGINIA

The

HOKIES
UNIVERSITY

One of the nation's outstanding universities,
Virginia Tech is putting knowledge to work
while adapting to the challenges of the future

THIS IS VIRGINIA TECH

*One of the nation's best universities
adapts to the challenges
of the future*

Since its founding in 1872, Virginia Polytechnic Institute and State University, popularly known as Virginia Tech, has grown from a small college of 132 students into Virginia's largest university and its top research institution. During its 130 years of existence, Virginia's premiere land-grant institution has grown into a comprehensive university of national and international prominence.

Recognizing that higher education is a key force behind the quality of American life, our economic competitiveness, and our democratic form of government, President Charles W. Steger has challenged the university to become one of the country's top 30 research institutions by the end of the decade. Even before Steger's challenge, Tech had begun moving in that direction and is now ranked 51st in the nation.

Among recent research innovations, Tech teamed with Wake Forest University to establish the Virginia Tech-Wake Forest University School of Biomedical Engineering and Sciences to offer M.S. and Ph.D. degrees in biomedical engineering (BME) and to be the focus of collaborative research. The university's Virginia Bioinformatics Institute is leading the way in helping scientists merge computers and biotechnology to sort through complicated genetic material to speed research. And the university's partnership with the University of Virginia and Carilion Health System to form the Carilion Biomedical Institute is improving health care worldwide and increasing economic development opportunities in Southwest Virginia.

In other areas, Virginia Tech has one of the most

comprehensive and successful programs to support state and local economic development, according to a study conducted by the Southern Growth Policies Board and funded in part by the National Science Foundation. The study report, *Innovation U: New University Roles in a Knowledge Economy*, named the nation's 12 most successful universities in terms of outreach, economic development, and technology transfer practices.

Virginia Tech was established as an all-male military school dedicated to the original land-grant mission of teaching agriculture and engineering. Today, the co-educational institution, which operates a European studies center based in Switzerland and educational, research, and outreach/extension facilities throughout Virginia, has recognized programs in music, business, architecture, and the humanities, as well as its

traditional strengths in the sciences, engineering, and technology.

While participation in the Virginia Tech Corps of Cadets is now voluntary, the corps, which has approximately 700 cadets, remains a proud tradition of the university. Virginia Tech is one of only two universities in the nation with a military component inside a larger civilian population.

Although Virginia Tech is currently organized into eight colleges – Agriculture and Life Sciences, Architecture and Urban Studies, Arts and Sciences, Pamplin College of Business, Engineering, Human Resources and Education, Natural Resources, and Virginia-Maryland Regional College of Veterinary Medicine – plans are under way to restructure the university and add a College of Biological, Mathematical, and Physical Sciences. Together, the colleges offer about 175 bachelor's, master's, and

doctoral degree programs to approximately 26,000 students, who hail from countries throughout the world.

The university's 2,600-acre main campus is home to more than 100 buildings, hundreds of research laboratories, the Donaldson Brown Hotel and Conference Center, and an airport. Adjoining the campus is the 120-acre Corporate Research Center, home to more than 100 companies that take advantage of the university's research and faculty expertise. Within five miles of campus is a 1,700-acre research farm.

Virginia Tech follows the dictates of its motto, *Ut Prosim* ("That I May Serve"), focusing on its land-grant missions of instruction, research, and solving the problems of society through outreach and Extension activities. Through the generation of new knowledge and the outreach



mandate, the university disseminates practical knowledge through the classroom and to society as a whole. It is a university that puts knowledge to work.

Instruction

Eight colleges offer more degree programs than any other university in the state, with 61 undergraduate and 115 graduate programs. In addition, the university is one of the nation's leaders in integrating instructional technology into the curriculum, requiring all entering students to have a computer. The university's Math Emporium has been hailed as an innovative way to break the credit-for-contact model of classroom instruction.

Research

With annual research expenditures of about \$216 million, Virginia Tech consistently ranks about 50th among research universities in the United States. With more than 100 research centers, the university also consistently ranks among the top institutions in industry-supported research and in the top 10 in the number of patents issued each year.

The university's faculty and students are involved in more than 3,700 research projects in fields ranging from biotechnology to nanotechnology, from the environment and energy to food and health, and from transportation to computing information.

Outreach

Virginia Tech is involved in a multitude of projects as part of its outreach mission. For example, it spawns economic development, helps global marketing efforts, investigates better uses for strip-mined land, helps clean the Chesapeake Bay and other state waterways, provides design and planning assistance to communities, and directs reforestation in Senegal. University scientists developed the vaccine that is the standard for preventing brucellosis in cattle around the world.

Outreach efforts also focus on education and distance learning techniques – satellite videoconferencing, multimedia, interactive video, interactive computer conferencing, and

web-based courses, for example – to meet the various needs of working adults and other nontraditional students. Professionals, organizations, and communities also tap Virginia Tech's vast resources, expertise, and research results through the Division of Continuing Education, which offers hundreds of programs annually.

With 107 city/county offices and more than 44,000 volunteers and 160 programs, the Cooperative Extension Service, operated jointly in the commonwealth by Virginia Tech and Virginia State University, serves more than 4.6 million people annually, helping them improve their economic, cultural, and social well-being.

A UNIVERSITY ON THE LEADING EDGE

Attracting talented faculty members and students; creating partnerships and alliances; and leading the world in communications, information, and instructional technology has enabled Virginia Tech to put knowledge to work in a variety of ways. The following are several examples:

Nanotechnology

Nanotechnology assembles atoms and molecules to create materials, microscopic engineered systems, and molecular devices that have novel physical, chemical, and biological properties with potential for great economic impact. Researchers at Virginia Tech have created a new family of molecules by filling the carbon cages known as fullerenes, or buckyballs, with metal atoms. A spin-off company is using the new molecules for improved MRI material and exploring other applications. Another group of Tech researchers has perfected a new molecular self-assembly process, known as the modified electrostatic self-assembly and is beginning to manufacture ultra-thin films with electrical resistance that is 100 times better than that of bulk materials like copper and aluminum. Some of the researchers have joined with Virginia's Center for Innovative Technology and researchers at the University of Virginia and Virginia Commonwealth University to form the Initiative for Nanotechnology in Virginia (INanoVA) to help focus resources to build stronger connections with industry for technology transfer at an accelerated pace.

e-Corridors

An economic development and outreach program, eCorridors is based on a long-term vision of developing next-generation network infrastructure in interested communities in Virginia. "eCorridors" are electronic Internet routes that, when fully completed, will resemble a grid of network connectivity into and out of these communities, providing them with high-speed, high-bandwidth network access. This next-generation connectivity will help these communities leapfrog existing network technologies and sustain a competitive advantage through economic development, quality of life, education, and workforce training.

Fiber and Electro-Optics Research Center

Home to the nation's largest educational fiber-optics, Tech's Fiber and Electro-Optics Research Center is supported by more than 30 research sponsors and has received significant grants, including a \$9.6-million grant from the Naval Research Laboratory. Projects involve fiber devices, materials, and sensors, with an emphasis on high-speed data transmission.

Virginia Bioinformatics Institute

Bioinformatics is emerging as the key to making usable the vast amounts of information available to scientists concerning the genetics of living organisms, including humans. It brings together mathematics and computer science to understand and manage the mountains of information generated by scientists unraveling the secrets of DNA. In July 2000, Virginia Tech created an institute based on this newly emerging science—the Virginia Bioinformatics Institute (VBI)—to advance information and communication technologies for advancing the field of biotechnology, to become the Internet portal for research in plant sciences, to serve as the hub for collaborative Virginia efforts in bioinformatics, to pursue technology transfer and commercialization of applications, and to expand the use of plant science in applications related to human health, expanding and improving the food supply and creating jobs. Less than two years after its formation, the institute was selected by Sun Microsystems Inc. as a Sun Center of Excellence in Bioinformatics as a result of VBI's research programs, vision, and staff. The designation brought over \$1 million in computational resources and support for post-doctoral research in a three-year partnership.

Transportation

Virginia Tech and the Commonwealth of Virginia are building the nation's first "Smart Road" from the ground up. The six-mile highway, located in Montgomery County, is a test bed for new transportation technology and, in time, will be a special corridor route for public transportation in Southwest Virginia. Sensing devices are being implanted in the highway, and roadside equipment will be able to generate snow, sleet, rain, and fog on demand for testing purposes. The Virginia Tech Transportation Institute, the largest research center at the university, manages the "Smart Road."

CAMPUS LANDMARKS



The 350-seat War Memorial Chapel was completed in 1960. The open upper level contains eight pylons sculpted from Indiana limestone and representing **Brotherhood, Honor, Leadership, Sacrifice, Service, Loyalty, Duty, and *Ut Prosim***, which is the university's motto, "That I May Serve."



Col. William B. Preston established the Smithfield estate – named for his wife, Susanna Smith – in 1772 after an earlier settlement known as Draper's Meadow was wiped out in an Indian massacre. The oldest part of the existing house was built in 1790. A state historic landmark, Smithfield is open for tours April through November. Call 540/951-2060 for details.



The Duck Pond provides a peaceful respite for students, faculty, staff, and visitors – as well as for flocks of ducks and geese. The pond was created in 1937. A smaller lake, just north of the Duck Pond, is known as the Ice Pond – so called because it was the source of ice for the campus until a refrigeration plant opened in 1898-99.



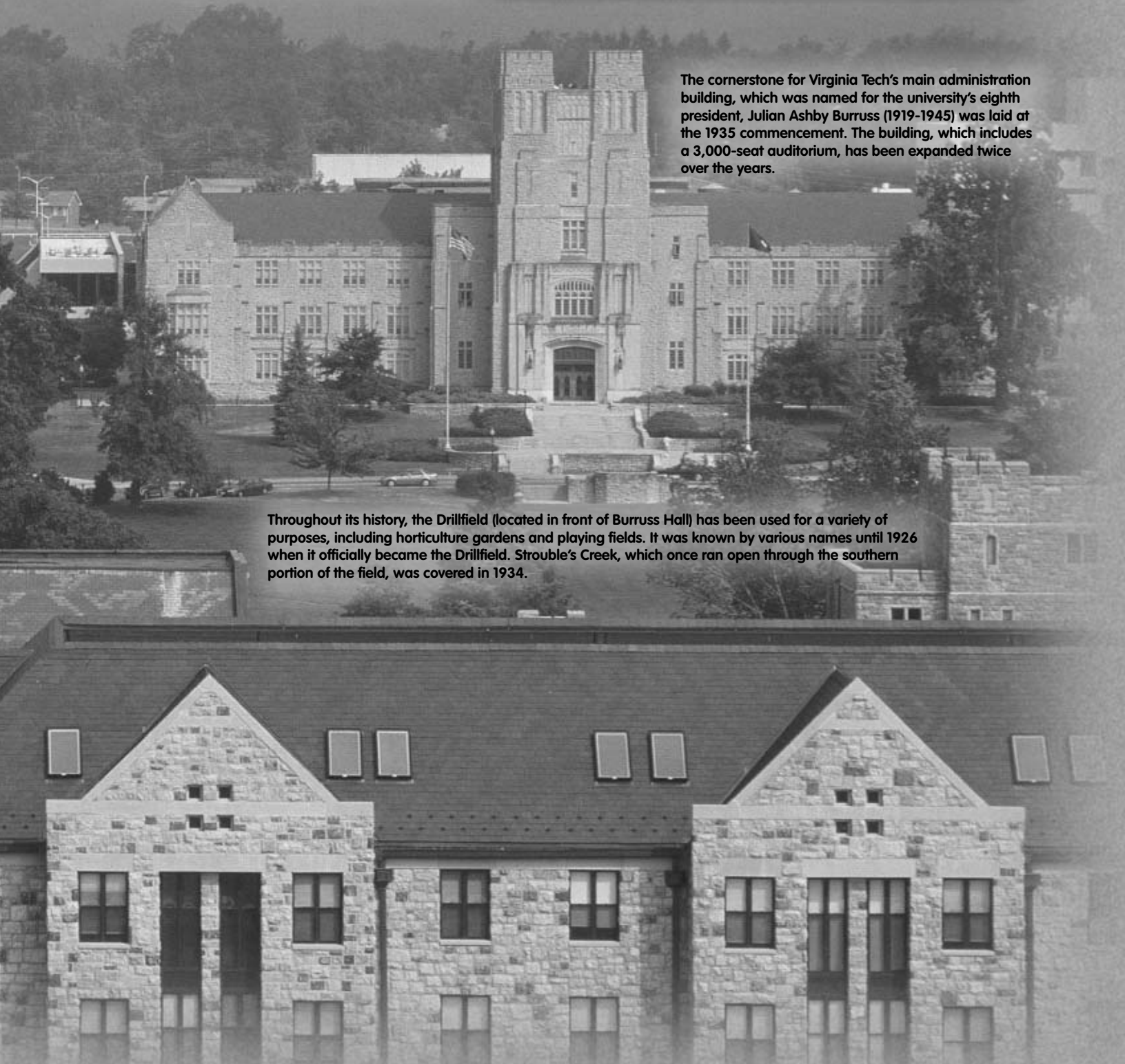
Constructed in 1902, The Grove serves as the residence for Virginia Tech presidents and their families. Today, besides fulfilling its original function, it also is the guest residence for visiting dignitaries and serves as a reception facility.

The focus of student campus activity and the hub of much of the performing and visual arts at the university, Squires Student Center contains theatres, the Perspective Art Gallery, the Black Cultural Center, pool tables, bowling lanes, restaurants, ballrooms, and administrative offices for many student organizations. The original student center, built in 1937, has undergone several major renovations, but the facade of the original building is visible in the second-floor lobby area.



The cornerstone for Virginia Tech's main administration building, which was named for the university's eighth president, Julian Ashby Burruss (1919-1945) was laid at the 1935 commencement. The building, which includes a 3,000-seat auditorium, has been expanded twice over the years.

Throughout its history, the Drillfield (located in front of Burruss Hall) has been used for a variety of purposes, including horticulture gardens and playing fields. It was known by various names until 1926 when it officially became the Drillfield. Strouble's Creek, which once ran open through the southern portion of the field, was covered in 1934.





CHARLES STEGER

UNIVERSITY PRESIDENT

When Charles W. Steger became Virginia Tech's 15th president in January 2000, it did not take long for this three-time Hokie alum to turn it up a notch. Setting his sights on joining the nation's truly elite universities, President Steger has challenged the university community to become ranked among the top 30 research universities.

"If you're not moving quickly forward, you might as well be standing still," he said upon his installation more than two years ago.

Current state funding cuts of historic proportions have not slowed the speed nor dampened his resolve. "Virginia Tech intends to make progress despite the budget reductions and we will be well positioned to

move quickly once the crisis passes," he noted in a letter to the university community in May.

The signature initiative of his administration likely will be the Virginia Bioinformatics Institute, a new interdisciplinary research center formed by the convergence of computer science and biological research. Populated by world class researchers, the VBI already has built a contract base of more than \$20 million. Harnessing and manipulating huge arrays of data the VBI studies molecular, cellular, and environmental interactions that affect human health, agricultural systems, and the environment.

Saying that future growth will come only through strategic partnerships,

Steger led the formation of the World Institute for Disaster Risk Management (DRM). DRM is a partnership with the Swiss Federal Institutes of Technology (ETH) and Virginia Tech, in conjunction with the World Bank Disaster Management Facility.

Within the past year the university has joined hands to form the Virginia Tech Wake Forest School of Biomedical Engineering. Rising out of the ground now at the Virginia Tech Corporate Research Center is the Via College of Osteopathic Medicine. The nation's newest medical school is an affiliate of the university and will cooperate on joint research projects in human health.

A registered architect and former dean of Tech's college of architecture and urban

studies, Steger was the architect of a different sort as the leader of the university's successful fund raising campaign. Under his leadership as vice president for development and university relations, the Campaign for Virginia Tech raised \$337 million.

Steger's ties to Virginia Tech span four decades as a student, professor, dean, vice president, and now president. While on the faculty, he twice won teaching excellence awards. When he became dean of the college in 1981, he was the youngest architecture dean in the nation at 33 years of age.

Steger received his Bachelor and Master of Architecture and a Ph.D. in Environmental Science and Engineering from Virginia Tech.



JIM WEAVER

DIRECTOR OF ATHLETICS

James C. Weaver, whose innovative ideas and work as a reformer have made him one of college athletics' most popular administrators, is the director of athletics at Virginia Tech.

Weaver, 57, was appointed on September 24, 1997 and has been a tireless leader in behalf of Tech athletics. In his five years on the job at Tech, Weaver has taken steps to place increased emphasis on projects benefiting student-athletes. He created a comprehensive awards program for letterwinners and has initiated and funded an annual awards banquet.

Among Weaver's biggest accomplishments thus far has been getting Tech admitted into

an all-sports conference. Tech entered competition in the BIG EAST Conference for most sports during the 2000-2001 season.

A top personal priority for Weaver is the continuing improvement of Tech's facilities, where major plans for the expansion of Lane Stadium/Worsham Field are underway. When it comes to athletic facilities, Weaver has a simple philosophy. "As soon as you sit still in terms of facilities, you have taken a step backward," he says.

Weaver was the key figure in reaching a four-year agreement with Virginia in bringing the men's basketball games back to campuses for the first time since 1976. He also realigned the

senior administrative staff to further promote the development of a broad-based athletics department. A dormant Monogram Club was revitalized under his direction, providing Hokie letterwinners of all eras a renewed link to Tech athletics. He also toughened the Hokies' non-conference football schedules, a move that gained real favor from Tech fans.

Weaver renegotiated Tech's multimedia rights contract with ISP Sports, creating a new business relationship and enhanced revenue for the athletics department.

In the Fall of 2000, Weaver arranged a joint venture with ISP to commit \$2 million to purchase new scoreboards, upgraded sound systems, a

21x28 L.E.D. video display screen at Lane Stadium and two 9x12 wall mount L.E.D. video screens in Cassell Coliseum. A state-of-the-art television control studio provides in-house production and operations for the video screens.

Weaver came to Tech from Western Michigan University where he was director of athletics from January, 1996 until he came to Blacksburg. Prior to that, he was AD for three and a half years at UNLV, where he reconstructed a troubled athletic department.

"Jim Weaver was the unanimous choice of our search committee," retired Tech President Paul Torgersen said at a Blacksburg news conference when the new AD

was introduced. "The committee was searching for someone with extensive Division I experience, a commitment to compliance, a commitment to gender equity, a commitment to all 21 varsity sports and a vision for conference alignment."

Weaver brings a "Penn State mentality" to the position. He says that various schools' interest in him as a reformer through the years can be traced to Penn State and its reputation for how it conducts business in intercollegiate athletics.

It was with the Nittany Lions' football team that Weaver first made a name for himself in athletics. He was a center and linebacker on Penn State teams coached by

the legendary Rip Engle and Joe Paterno.

A native of Harrisburg, Pa., Weaver was recruited to Penn State by Engle. He played three seasons under Engle and one under Paterno, who is still the coach of the Nittany Lions.

"I learned a lot from Joe Paterno," Weaver says. "One thing he said certainly has stuck with me. 'You either get better or you get worse. You never stay the same.'"

Weaver graduated from Penn State in 1967 with a bachelor's in psychology and rehabilitation education. He received a master's in college counselor education, also from Penn State, in 1968.

Weaver started a coaching career as an assistant at Penn State for six seasons. During

that time, the Lions played in five bowl games – the Cotton, Gator, Sugar and Orange (twice).

He later was the offensive coordinator at Iowa State and head coach for one season at Villanova in 1974. He also spent five years as an assistant professor at Clarion State and three years as director of franchise sales at Athletic Attic.

Prior to landing the athletic director's job at UNLV, Weaver spent nine years at the University of Florida, which was sanctioned by the NCAA in 1983. He was a strong force at Florida in the field of compliance and concluded his time there as associate athletic director.

Weaver was hired at UNLV after a series of NCAA

infractions were made public. He implemented a compliance and monitoring program, produced a departmental policy manual and initiated a Life Skills program. He also oversaw the construction of an \$8.5 million athletic complex and a \$1.4 million baseball stadium at UNLV.

He drew rave reviews at UNLV for his fund-raising expertise. He generated nearly \$15 million in his time there.

While at Western Michigan, Weaver announced creation of a \$7 million football center, stabilized fluctuating revenues and installed a CHAMPS Life Skills program.

Weaver and his wife Traci have four sons – Josh, Paul, Cole and Craig.



SHARON McCLOSKEY

SENIOR ASSOCIATE A.D. and SENIOR WOMEN'S ADMINISTRATOR

Sharon McCloskey, a senior associate athletic director and Virginia Tech's senior women's administrator, is somewhat of a fixture in the Athletics Department. In 18 years she has risen from a job as a football office receptionist to the second highest ranking administrative position in Virginia Tech athletics.

McCloskey was promoted in July, 1995 to senior associate athletic director and is the administrator for football and men's and women's basketball. She also oversees strength and conditioning, sport

medicine and the equipment room.

McCloskey, a native of Falls Church, Va., has come a long way from her undergraduate days at Virginia Tech when she was a member of the grounds crew, helping to re-sod the turf at Lane Stadium. She also was a manager of the women's basketball team.

After graduating with a biology degree, she worked for a time at a Blacksburg bank before joining the athletic department in 1984 in the football office. She was promoted to recruiting

secretary and later was named recruiting coordinator, the first woman in college athletics to hold that position.

As recruiting coordinator, McCloskey proved to be one of the most innovative people in the field. She completely reorganized the schedule for official recruiting visits by making academics the highlight of the visit. All aspects of university life were included in the visit for the prospective student-athlete. She lined up various meetings with professors and department heads and key figures on campus.

In 1992, McCloskey was named an assistant athletic director. McCloskey may also be one of the few women in college athletics who has been an advance person for away football games. It is her responsibility to arrange for hotel rooms, meals, meeting rooms, police escorts and air and ground transportation for the team.

As Tech's liaison for NCAA certification, a process the NCAA uses to ensure integrity in collegiate athletics, McCloskey coordinates periodic department self-study and review teams.

ATHLETIC ADMINISTRATION



David Chambers
Senior Associate AD
for External Relations



Tom Gabbard
Associate AD
for Internal Affairs



Jon Jaudon
Associate AD
for Administration



Randy Butt
Assistant AD
for Financial Affairs



Tim East
Assistant AD for
Marketing & Promotions



Tim Parker
Assistant AD
for Compliance



Sandy Smith
Assistant AD
for Ticketing Services

STUDENT ATHLETE ACADEMIC SUPPORT SERVICES

The success of Virginia Tech's women's basketball program rests largely on the academic progress of each student-athlete. The academic performance of Tech student-athletes has improved each year due in part to the Student Athlete Academic Support Services (SAASS).

Last spring, the Athletic Director's Honors Breakfast paid tribute to a record 347 student-athletes, student trainers, student managers, cheerleaders and HighTechs who posted 3.0 or greater QCAs in the 2001 calendar year.

Student-athletes are the most visible student component of a university. They entertain thousands of fans, students and alumni. Their athletic ability and achievement is the primary focus for national media attention. Athletic events bring back not only faithful alumni, but are a welcome mat for potential new students.

Student-athletes devote many hours to practice, conditioning and training that are not required of all students. Due to their time commitment and their high visibility, it is an obligation and in the best interest of the university to supply these students with services which will allow them to maximize their academic potential.

To accommodate the many facets of assistance needed for student-athletes, Virginia Tech's mission is eight fold:



Katie Ammons works with Davina Simmons and Fran Recchia.

1. To provide services to all student-athletes, including any student participating in any varsity sport, managers, trainers, cheerleaders and HighTechs.

2. To provide academic support through tutoring programs, computer facilities and software which are necessary for the individual needs of each student.

3. To require a mandatory study hall for students below expected GPA levels in order that the staff might better assist the at-risk student-athletes.

4. To provide adequate study facilities and a computer lab which are conveniently located near the training areas and coaching areas.

5. To provide mentoring, counseling, academic assistance, advising and to work closely with other academic offices on campus for the welfare of the students.

6. To work closely with the athletic department for the academic welfare of each student-athlete and to help in the development of an effective student life program.

7. To closely monitor the academic success of each student to help ensure academic progress toward a degree and maintenance of academic and athletic eligibility.

8. To encourage former athletes to be actively involved with our present athletes and to provide our services to former athletes who did not graduate and assist them in their academic planning toward a degree. The ultimate goal is for all student-athletes to successfully complete their degree.

The expectations of the Virginia Tech community are that each student-athlete achieves their maximum academic and athletic potential.

With the proper assistance, facilities and encouragement, these potentials can become a reality.

Student Athlete Academic Support Services provides programming for student-athletes from their freshman year through graduation. This includes a comprehensive orientation to Tech, study hall, mentoring, tutoring, academic monitoring, academic recognition, and eligibility education. Additionally, student-athletes are referred to and encouraged to take advantage of other campus agencies charged with helping students in their academic pursuits.

Academic facilities for student-athletes include the Monogram Room, a large room used as a study hall area adjacent to the SAASS office in Cassell Coliseum. The HEAT (Hokies Engaging in Advanced Technology) Lab and its satellite sites house over 40 computers on the

second floor and third floors of Cassell Coliseum. Laptop computers are also available for Tech athletes to use when travelling to away contests. The athletic department also provides areas for private, quiet study for the athletes' convenience.

Together, these spaces provide the student-athlete with a variety of study environments conducive to their success. Athletes can use these facilities between classes, after practice, or in the evenings, with flexible hours tailored to make the most of a student-athlete's limited time.

Chris Helms, in his fourth year at Tech, is the director and is responsible for the development and leadership of the Student Athlete Academic Support Services office.

Lois Berg, associate director, begins her 14th year at Tech. She is primarily in charge of developing the freshman orientation program, which ensures the student-athlete a smooth transition from high school to the university.

She is also responsible for providing programming to assigned student-athletes from the sports of baseball, softball, men's and women's swimming, men's and women's tennis, managers, trainers, cheerleaders and HighTechs.

Colin Howlett begins his sixth year with Virginia Tech and serves as an associate director in the Student Athlete Academic Support Services office.

In addition to assisting the director in all facets of the program, Howlett oversees the advisement of football student-athletes with regard to satisfactory progress, eligibility and degree completion as set

forth by the NCAA, BIG EAST and Virginia Tech.

He also helps coordinate support services for the football program, including tutorial support, mentoring, organized study table and major and career counseling. In addition to these responsibilities, Howlett assists in the recruitment, academic evaluation and admissions of prospective student-athletes.

Howlett came to Tech from the University of Maine, where he served for a year and a half as an academic advisor for the athletic department.

Some of his other experience includes academic advisement for student-athletes at Austin Peay State University and the University of Southern Mississippi.

Howlett earned his bachelor's degree in business administration at Susquehanna University and received his master's in athletic administration from Southern Miss. A native of Allentown, Pa., he and his wife, Lisa, have two daughters, Natalie and Erica.

Katie Ammons is an assistant director who begins her fourth year and works with the men's and women's basketball, men's and women's cross country, and men's and women's track programs.

Ammons is also in charge of the operation of the HEAT lab and other computing resources available for student-athletes. Ammons is a former standout Hokie student-athlete.

Renia Edwards is in her second year as assistant director and provides academic support for student-athletes in women's lacrosse, volleyball, men's and women's soccer and wrestling. She also is



Chris Helms

Director of Student Athlete Academic Support Services

In his fourth year at Virginia Tech, Chris Helms is the director and is responsible for the development and leadership of the Student Athlete

Academic Support Services office. Helms oversees an office comprised of two associate directors, three assistant directors, and a secretary forming a group of professionals serving the needs of all student-athletes.

In addition to his duties directing SAASS, Helms serves as a liaison between the academic and athletic communities and is an ad hoc member of the University Athletic Committee.

Helms came to Tech from Michigan State University, where he served as the assistant director of the Student Athlete Support Services office.

Prior to MSU, Helms served as the coordinator of academic affairs for the Florida State University football program. Some of his other experience includes academic advisement for student-athletes at Central Connecticut State University.

Helms earned his bachelor's degree in psychology at Wake Forest University and received his master's in athletic counseling from Springfield College.

A native of Frederick, Md., he and his wife, Renee, have a son, Walker, and a daughter, Meigs.

responsible for the administration of the tutorial program.

Becky Kolenbrander begins her second year with Student-Athlete Academic Support Services as an assistant director. Her primary responsibilities are providing academic support for the freshman student athletes in the sport of football.

The Holland, Mich., native received her bachelor's degree in psychology from Austin Peay State University in 1996. She then went on to earn her master's in social psychology of sport from Southern Illinois University in Carbondale, Ill.

She served a six-month internship at Indiana State University before being named assistant academic coordinator for athletics. During her tenure at Indiana State, Kolenbrander advised student-athletes from various athletic teams and assisted in the coordination of Life Skills Programming.

Terrie Repass begins her 28th year of service at Virginia Tech. She serves as the office secretary and "first contact" person for the SAASS. She is responsible for organizing special events and meetings for the office. Repass prepares all accounting, purchasing and travel transactions for the office.

STUDENT ATHLETE ACADEMIC SUPPORT SERVICES STAFF



Lois Berg
Associate Director



Colin Howlett
Associate Director



Katie Ammons
Assistant Director



Renia Edwards
Assistant Director



Becky Kolenbrander
Assistant Director



Terrie Repass
Secretary

OFFICE OF STUDENT LIFE

The Office of Student Life at Virginia Tech helps in providing assistance to student-athletes in a number of areas. This office, under the direction of Jermaine Holmes, director of student life, is dedicated to enhancing the quality of the student-athlete experience through the many programs that it implements.

One program that the office sponsors is the HiTOPS CHAMPS/Life Skills Program (Hokies Turning Opportunities Into Personal Success), which provides a well-rounded program for student-athletes to develop the individual skills necessary to lead successful and productive lives. The goal of this program is to enhance

five areas of commitment that are vital to personal growth of student-athletes. Those areas are service, academic excellence, career development, athletic excellence and personal development. This program attempts to build individual confidence, promote respect for diversity, enhance interpersonal relationships, develop leadership skills, and enable each one to make a valuable contribution to the community.

Hokies With Heart

Hokies With Heart is a program developed by the Office of Student Life, which promotes the involvement of

student-athletes in community service activities. In the past year, Virginia Tech athletes participated in nearly 50 community service projects. This program has a major local impact because the different service projects help to build a positive relationship between student-athletes and the surrounding community.

The Virginia Tech women's basketball program takes great pride in the many projects to which it contributes, including the Hokie Readers program, the Special Olympics, hospital visits, and a canned food drive.

"The Virginia Tech women's basketball program has been significantly involved in a wide variety of community service


projects and numerous charitable organizations in the New River Valley," Holmes says. "The players really take pleasure in giving their time and effort to a community that is so supportive of all of the athletic teams at Virginia Tech."

VT-SAAC

The Virginia Tech Student Athlete Advisory Committee (VT-SAAC) promotes effective communication between athletics administration and student-athletes to better serve their needs. The program is completely run by student-athletes and each team has two representatives. The representatives for the women's basketball team are



Members of the Tech basketball team cheer up a patient at a local hospital.



Chrystal Starling celebrates earning a bachelor's degree from Virginia Tech. The Office of Student Life helps student-athletes balance athletics, academics, social life and being a part of the community.

Erin Gibson & Ieva Kublina. Gibson & Kublina attend SAAC meetings and represent the women's basketball team. The pair then report back to the team on any issues that the team should be aware of or discuss.

This program also encourages involvement of student-athletes on campus and in the community. The student-athletes help to design and provide programs that encourage academic success, health promotion, social responsibility, and general awareness. SAAC also attempts to enhance the overall image of student-athletes to those outside of the Virginia Tech athletic family by serving as positive role models.

VT-SAAC participates in a community service activity called Winning Choices. This program sends athletes to local elementary, middle, and

high schools to talk about the importance of citizenship, work ethic, and working with others.

Outstanding Student-Athletes

Each month, the Office of Student Life awards recognition to a student-athlete for participation in community service projects and dedication to the Hokies With Heart program.

The student-athletes of the month are chosen based on their willingness to be involved with the community. "If a student-athlete comes to us wanting to do community service without us having to approach them first, we think it's great and want to commend the athletes for doing so," said Holmes, who is in charge of the program. "We also look at the sheer number of times that the athlete goes out in the community to do service activities and their willingness to go out when they are asked to do so."



Jermaine Holmes

Director of Student Life

Jermaine Holmes is in his fourth year as the director of student life for Virginia Tech and fifth year working in the athletics department.

Holmes oversees the day-to-day operation of the office of student life, directs the HiTOPS CHAMPS/Life Skills Program, and serves on various student-related committees on campus.

He serves as a member on the advisory councils for multicultural affairs and committee for campus climate. He also provides lectures as a member of SAFE (Sexual Assault Facts and Education).

While pursuing his undergraduate degree at Virginia Tech, Holmes was a star wide receiver for the Hokies. He earned his bachelor's degree in marketing management in 1996 and received his master's in consumer studies in 1998, both from Virginia Tech.

Born in St. Petersburg, Fla., Holmes is single and currently resides in Blacksburg. In his spare time, he enjoys weight training and playing basketball.



Emily Lipton reads to youngsters at an elementary school as part of the "Hokie Readers" program.

ATHLETIC PERFORMANCE

There's much more to athletic performance than weight training. Always striving to stay on the cutting edge, Virginia Tech has added two more services for its student-athletes in the past couple of years. At Tech, nutrition and sports psychology are also a part of the student-athlete's preparation – not just for game day, but also for life after college. Virginia Tech tries to provide the best services, facilities and support staff for all of its student-athletes, to make them better athletes and better people.

STRENGTH AND CONDITIONING

These days, college basketball is as much about strength and conditioning as it is about having outstanding athletes on your team. If you have both, your team will likely be very successful.

Thanks to the direction of Assistant Athletic Director for Athletic Performance Dr. Mike Gentry, the Virginia Tech strength and conditioning program is among the best in the nation, thus helping to make the women's basketball program one of the best as well.

One of the main support centers of Tech women's basketball is the strength and conditioning program. The results of hard work by not only

the staff but the student-athletes have paid huge dividends as the Hokies have continued their streak of five-straight postseason appearances.

The women's basketball team trains in the beautiful 17,000-square foot training center on the first level of the Merryman Athletic Center. The weight room facility features new free-weight equipment, a full line of Hammer Strength equipment, 12 platforms and a 6,000-square foot state-of-the-art speed and agility room.

Assisting Gentry in the weight room this year are three full-time assistant strength and conditioning coaches: Jay Johnson, assistant director of strength and conditioning, Terry

Mitchell, strength and conditioning coordinator of men's Olympic sports and Emily Chones, strength and conditioning coordinator for women's Olympic sports who handles women's basketball. Gentry will also have the services of three graduate assistants — former women's basketball player Lisa Guarneri,

Erin O'Neil, Keith Short and Gabe Tecple.

"Strength and conditioning here at Tech is the foundation of our team," says Coach Bonnie Henrickson. "We need our players to be physically able to compete with the nation's elite teams and Coach Gentry and his staff have accomplished just that."



Mike Gentry
*Assistant Athletics Director
For Athletic Performance*


Dr. Mike Gentry is in his 15th season as the Hokies' director of strength and conditioning. As assistant athletics director for athletic performance, his duties include overseeing the strength and conditioning training of athletes in all 21 varsity sports at Virginia Tech. He is directly involved in the training of the football and women's basketball teams and manages programs for nutrition.

A native of Durham, N.C., Gentry received his bachelor's degree in physical education from Western Carolina University in 1979 and received his master's from the University of North Carolina at Chapel Hill in 1981. He received his doctorate in curriculum and instruction, with an emphasis in motor behavior, from Virginia Tech in 1999.

Gentry worked as an assistant strength coach at UNC and as the head strength coach at East Carolina University prior to coming to Virginia Tech in 1987.

In 1995 and 1996, Gentry was recognized by the National Strength and Conditioning Association as a finalist for the National Strength and Conditioning Professional of the Year.

Gentry has a son, Roy Christopher, who is 12.



Freshman Megan Finnerty works out in the weight room.

SPORTS NUTRITION

A new program was added to the athletics department in July 2000 — sports nutrition. The department is continually evolving to best serve the student-athlete.

In July 2002, Amy Freel, former coordinator of student life, became the full-time sports nutritionist in the Athletics Department.

Freel graduated from Ball State University with her bachelor's degree in dietetics in 1996 and received her master's in dietetics from Ball State in 1998.

Freel works one-on-one with student-athletes to provide them with information that they need on their diet. She also provides individual players with diet counseling on issues such as

gaining lean muscle mass, losing body fat, and how to eat to improve performance.

She also designs preseason menus, snacks and training table menus for the football team.

"It is extremely beneficial for our student-athletes to have nutrition education and counseling available to them in order for them to remain successful in their sports and

outside of athletics," Freel said. "The individualized nutrition educations allow me and the athletes to get very specific on their nutritional, personal and sport specific goals."

The sports nutritionist works with the "Training Edge," a

dining option for health-conscious students and athletes, to design menus for training tables and daily menu selections.



Ieva Kublina eats a healthy meal at the "Training Edge" dining facility (left). Amy Freel (above) tests a player in the "Bod Pod," a state-of-the-art device that measures body composition.

SPORTS PSYCHOLOGY

A new addition to the athletics department as of August 2000 is sports psychology. The licensed psychologists, Dr. Gary Bennett and Dr. Robert Miller, associate director of the Thomas E. Cook Counseling Center, counsel student-athletes either individually or as a team.

The psychologists meet with student-athletes on an individual basis for personal counseling, performance enhancement and to discuss the mental aspects of the game. As a team, the sports psychologists work on team building, communication and performance enhancement.

Mike Gentry, assistant AD for athletic performance, says, "I've always felt that (sports psychology) was an important element. We want to be a holistic model of an athletics department and we wanted to and needed to include sports psychology in that model."

"One of the dangers of sports psychology is that it can be totally about sports and there is that perception," Miller says. "We try to be more holistic and talk about a variety of issues, such as nutrition or academics. We want to be broader and help the person as a whole, not just with performance."

"We see those other outside things as interfering

with an athletes' ability to perform," Bennett says. "We feel we can help athletes perform better by addressing those concerns."

The psychologists also offer an injury group to afford injured athletes the opportunity to meet with other injured athletes and talk about their recovery process. Injured athletes may also meet individually with the sports psychologists if they do not feel comfortable in the group or cannot make the sessions. On average, the psychologists conduct 20 individual sessions per week.

One injured player who took advantage of the sports psychologists after he tore the anterior cruciate ligament of his knee was glad to have the services of the sports psychology program. The student-athlete met with Dr. Miller several times before and after surgery.

"When I first got hurt, I thought I needed to talk to someone," the player said. "As the weeks go by, you learn to deal and cope with it. But I think it helps to talk to someone."

The response to the sports psychology program has been very positive. The student-athletes are very receptive to the services offered by the doctors. The sports psychology office reaches out to athletes who may not have considered going to the counseling service that is offered to all students at Virginia Tech.

"It is a great resource for our coaches and our athletes," Gentry says. "We've improved a lot in areas of strength and conditioning, nutrition and in sports psychology. It's all about becoming a well-rounded athletic program and helping student-athletes. We want to give them all the resources we can to put them in a position to be successful."



Dr. Robert Miller & Dr. Gary Bennett

SPORTS MEDICINE



Athletic trainer Ron Esteban treats members of the women's basketball team in the new Eddie Ferrell Memorial Training Room.

The Virginia Tech Sports Medicine Department is an ever-changing and developing unit that strives to provide the most current and comprehensive care to all student-athletes.

The department, under the leadership of Dr. Gunnar Brolinson, Dr. Delmas Bolin, Dr. Duane Lagan and Mike Goforth, director of athletic training, is constantly evolving to incorporate new ideas and state-of-the-art resources for the betterment of student-athletes. A staff including general practitioners, orthopedic surgeons, certified athletic trainers, physical therapists, chiropractors, massage therapists, sports psychologists, nutritionists and orthotists, are available to manage the health care of athletes.

Athletic Trainer Ron Esteban primarily handles the needs of the Tech women's basketball team. Four other Certified Athletic Trainers assisted by a staff of seven graduate assistants and 15 student trainers work with Tech's 20 other varsity sports.

As part of the athletic training evolution, Tech recently completed the 4,300 square foot Eddie Ferrell Memorial Training Room. This area consolidated the training rooms that existed in the Merryman Center and Cassell Coliseum. The new facility gives the training staff a centralized area to care for the needs of all Virginia Tech student-athletes. There is state-of-the-art equipment and a unique style of architecture, developed by Glenn Reynolds, AIA. Larry Perry was the consulting engineer.

The new room, which nearly doubles the size of the former Merryman Center facility, also allows the staff to utilize that room for physical therapy, chiropractic care and massage therapy. With its completion, Virginia Tech now has more than 10,000 square feet dedicated to sports medicine, placing Tech in the top five percent nationally.

In addition, the \$10 million Merryman Center, a state-of-the-art facility which includes 2,400 square feet of medical space, will supplement the new training room.

This treatment room has numerous treatment modalities including electric stimulation, ultrasound, hot packs and interferential current. It also has an office for the staff, dozens of training tables, whirlpools, rehabilitation equipment and two cold tubs. In addition, a new training room has been constructed in Rector Field House to serve the football team when it practices indoors.

"We, as a staff, are very excited about our new facility and the opportunity for all of us to come together for the benefit of our athletes," Goforth said.

Research is also considered to be instrumental to the sports medicine department. The department is completing the third year of development and data collection for a strategic health care planning grant. This grant, titled "The Center for Performance and Sports Medicine Excellence," was initiated by Dr. Charles Baffi, Dr. Kerry Redican, Dr. Mike Gentry and Goforth and was awarded to develop a multidisciplinary model for Division I health care.

"Our goal with this program is to formally provide our athletes with the most effective and efficient health care delivery system possible," Goforth said. "This grant will serve as a framework for universities across the country to provide high-level health care services for their athletes, and at the same time, creates the first collaboration between academic research and athletics here at Virginia Tech."

The philosophy of the program involves large volumes of research that shows that a properly maintained overall fitness program reduces the chance of injury.

After the sports medicine staff diagnoses and treats an ill or injured athlete, the strength and conditioning staff works to give the best injury prevention and performance enhancing programs possible.

The training, medical and strength and conditioning staffs each have a role in bringing the athlete back quickly and ready to play. After an injury, an athlete will go through rehabilitation and physical

therapy. Athletes are then moved to weight training as they become able. The strength and conditioning staff uses specific programs for each injury in an effort to get the athlete back quickly.

The range of benefits athletes have access to include custom orthotics, custom mouth guards, specialized DonJoy prophylactic bracing and many other options to help prevent or protect them from injuries. The sports medicine staff also takes great pride in treating the athlete year-round. Special attention is paid to off-season activity. During this time, the staff will analyze past injury data from each participant and construct a preventative program.

"If our strength and conditioning is so important, and it is, then we owe it to our athletes to provide them with the necessary resources to keep them actively participating," Goforth said. "We basically adopt the attitude that during the season, our mission is to keep them participating on the court and during the other times of the year it is our job to keep them participating in our strength and conditioning programs."

Their programs consist of strengthening, stretching and most importantly movement pattern analysis and training to

help prevent the re-occurrence of injuries.

"We value the off-season greatly within our department," Goforth said. "We have adopted the same mindset as our strength and conditioning staff and look at our off-season time as an opportunity to get our athletes better."

Most of the off-season activity is based on a program called the functional movement screen, developed by Gray Cook of the Athletic Testing Services. This screening device is used to assess an athlete's potential for performance improvements as well as other pre-disposition for certain injuries.

"The beauty of this program is that it is a multi-disciplinary tool that is designed to show the athlete where their deficiencies lie," Goforth said. "It will also provide them with the necessary resources to improve their screening scores which will in turn increase their performance and decrease their potential for injury."

A vital part of student-athletes services is the access to the Schiffert Student Health Center in McComas Hall. A health center and counseling services are available on one side of McComas Hall, while recreation sports and fitness programs are available on the other. The



Ron Esteban

Athletic Trainer

Ron Esteban begins his third year as the athletic trainer for the Hokies but he is no stranger to the Virginia Tech athletic program. He earned a both a bachelor's degree in Sports Medicine in 1991 and a Master's degree in Athletic Administration in 1993 from Tech. Esteban works directly with the women's basketball, men's and women's tennis, women's lacrosse and volleyball teams.

Prior to returning to Blacksburg, Esteban spent three years in Orlando, Fla., working at Florida Hospital as Manager of Community and Sports Medicine. While in Florida he worked with many elite athletes from the NBA, WNBA and collegiate athletics. Esteban also served as the medical coordinator for the Disney World Marathon for three years as well as serving as the medical coordinator for the 1999 and 2000 All-Star Gridiron Classic, a college senior all-star football game held in Orlando. He also was a co-host of a weekly radio show, "The Sports Medicine Specialists." Esteban was an Associate Board Member with Florida Citrus Sports and was a Board Member with The Orlando Downtown Athletic Club.

Esteban served as marketing director for HealthSouth in North Carolina for two years before moving to Florida. During this period he also worked at the Centennial Olympic Games in Atlanta.

Esteban, a Fairfax, Va., native, is married to the former Heather Imken of Long Island, N.Y., and they have one child — Alexandra Morgan, born June 20, 2002.

center also has a fully-operational diagnostic laboratory, X-ray facilities and eight full-time physicians.

Student-athletes can also go to Schiffert Student Health

Center to be seen by a practitioner or see an orthopedic surgeon, if necessary. If physical therapy is needed, student-athletes can rehab at the Merryman Center.

MEDICAL AND ATHLETIC TRAINING PERSONNEL




Dr. Gunnar Broinson
Team
Physician



Dr. Delmas Bolin
Team
Physician



Mike Goforth
Director of
Athletic Training



Dr. Marc Siegel
Orthopaedic
Surgeon



Dr. Scott Urch
Orthopaedic
Surgeon



Dr. Lawrence Kyle
Dentist



Dr. Steve Jacobs
Optometrist



Dr. Greg Tilley
Chiropractor



Robyn Roddy
Radiologic
Technologist



Todd Gerl
Orthotist



Mark Piechoski
Physical
Therapist



Aaron Gresham
Brace
Consultant

CASSELL COLISEUM

A great arena with tremendous fan support gives Tech a decided home-court advantage

Cassell Coliseum has always proven to be a tough arena for opponents especially in the past five seasons where the Hokies are 61-14 (.813) under coach Bonnie Henrickson.

The 1998-99 home season gave Hokie fans plenty of drama and excitement as Tech roared to a 15-0 mark in the friendly confines of the Cassell. Going back two games into the 1997-98 season and extending through the 1999-00 opener, Tech won 18 straight at home.

This past season, the Hokies were 15-2 in Cassell. The losses were to eventual national champion Connecticut, a game which was tied with three minutes remaining, and in overtime to Houston in the WNIT semifinals.

Equally as impressive as the Hokies' play at home has been the tremendous numbers of people that have come to watch them play. Averaging 5,221 fans per game in 1998-99 and having a sell-out at the 10,052-seat

arena, Tech shattered it's women's basketball attendance marks. In the Bonnie Henrickson era Tech has played before 180,047 fans at home, an average of 3,104.

Cassell Coliseum was the site of a sub-regional in the 1999 NCAA Tournament. In that marquee event, the Hokies played in front of packed houses and got wins over St. Peter's and Auburn to advance to the NCAA Sweet 16.

In the past ten years, Virginia Tech has posted a 114-31 (.786) mark in home games. Overall, the Hokies have compiled a 229-102 record in Cassell Coliseum for a winning percentage of 69.2 in the 26 years they have played in the campus arena. The Tech

women have won 55 of their last 67 home games.

On September 17, 1977, Virginia Tech officials and friends dedicated the Coliseum in honor of the late Stuart K. Cassell. Cassell became a member of the University administration in 1945 after 17 years as a student and teacher at Tech. He successfully convinced the Board of Visitors of the need for a modern basketball facility.

Construction for the main portion of the Coliseum began in 1961. It was completed in

December, 1964, at a cost of \$2.7 million. Built by T.C. Brittain and Company of Decatur, Ga., it houses the basketball arena, locker rooms, two auxiliary gymnasiums, offices and other athletic facilities.

Tech's Cassell Coliseum Records

Season	Rec.
76-77	4-3
77-78	4-6
78-79	7-8
79-80	8-6
80-81	7-2
81-82	7-5
82-83	7-1
83-84	9-4
84-85	9-4
85-86	10-4
86-87	9-3
87-88	4-7
88-89	10-2
89-90	7-5
90-91	8-6
91-92	5-5
92-93	13-1
93-94	13-1
94-95	11-2
95-96	9-5
96-97	7-8
97-98	10-3
98-99	15-0
99-00	10-6
00-01	11-3
01-02	15-2
Total	229-102
	(.692 overall)

TOP 10 CASSELL CROWDS

10,052	Tech 73, St. Peter's 48*	Mar. 13, 1999
9,812	Tech 76, Auburn 61*	Mar. 15, 1999
9,724	Tech 62, Xavier 60	Feb. 5, 1999
8,373	Tech 65, St. Joseph's 56	Jan. 22, 1999
8,079	Tech 66, George Washington 64	Feb. 21, 1999
7,402	Connecticut 90, Tech 38	Feb. 7, 2001
7,043	Tech 62, LaSalle 35	Feb. 7, 1999
6,069	Connecticut 59, Tech 50	Jan. 29, 2002
5,409	Houston 77, Tech 72 (OT)#	Mar. 23, 2002
5,370	Tech 89, Temple 69	Jan. 24, 1999

* — NCAA Tournament

— WNIT Semifinals



Newly-refinished seats were only the first stage in major renovations that are being completed in Cassell Coliseum this fall.

The Jamerson Athletic Center, connected to the rear of Cassell Coliseum, was completed in 1982 and dedicated in the fall of 1983. It is named in honor of J.E. Jamerson and his son, William E. Jamerson, owners of the firm that built the building.

The complex contains administrative and coaching offices, athletic department

accounting and business offices, team and coaches' meeting rooms, a weight room and the Gordon D. Bowman Memorial Club Room on the top floor for Hokie Club members.

Prior to the 1988-89 season, a modern, new spring-loaded playing floor was installed in the Coliseum. During 1996-97, the

facility was upgraded with a new roof and paint application.

During the 2000-01 season, new video boards were added at both ends of the coliseum which are used for live action and video replays during all games. A seating renovation project was undertaken following the

2001-02. All of the seats were dismantled and shipped to a plant in Michigan where the old paint was stripped off and refinished with elm wood. Through new projects, renovations and maintenance reserve projects, Cassell Coliseum has undergone approximately \$2.5 million in improvements over the past two years.



The video/scoreboards at each end of the arena are a big plus to the thousands of loyal fans who support the Hokies in Cassell Coliseum.

THE HOKIES' LOCKER ROOM

When the final whistle blows after a game or practice, the Hokie basketball team retires to one of the finest locker room facilities in the nation. The entire locker room underwent a major renovation in the summer of 2000 and now features all of the comforts of home and then some.

The facility features a new entrance on to the playing floor, a team meeting room, a trophy case, a shower room, a training area and a new video system. The locker room also includes new floors, ceiling and lights. The entrance to the area has a wooden floor painted to match the

game floor, with a giant image of a Cassell Coliseum crowd as a backdrop.

Another nice touch in the state-of-the-art facility are the vanities located between each of lockers.

The cost of the renovation project was approximately \$225,000 and would not have been possible without a generous gift from the Roanoke Valley Hokie Club.



The Hokies' spacious locker room includes a dressing area (right) with individual vanities, outlets and mirrors at each locker; an entrance (left) that has a floor that is a replica of the Coliseum surface; and a lounge (above) where the players can watch TV together or relax in their spare time.



THE MERRYMAN CENTER



Virginia Tech is very proud of the Merryman Center, a \$10.6 million all-purpose building that ranks as one of the finest facilities of its kind in college athletics.

The beautiful facility is the home of the Hokie women's basketball program.

Located directly behind Cassell Coliseum and the Jamerson Athletic Center, Merryman opened its doors to athletes in the fall of 1997 and officially was dedicated Sept. 26, 1998 in a university ceremony.

The facility is named for the F.W. (Sonny) Merryman family of Rustburg, Va., which presented the university with a major gift, kicking off a fund-raising campaign that saw Tech supporters dig deep into their pockets.

The result is a streamlined 40,000-square-foot facility that includes:

On the first floor: A sports medicine complex including a large area dedicated to rehabilitation and doctors offices; a strength and conditioning complex that is



The Merryman Center is home to the Virginia Tech women's basketball program. The excellent strength and conditioning facilities in the multi-use facility, are among the nation's finest.

magnificent; and a speed and agility gym.

And on the second floor: The women's basketball offices, a 130-seat auditorium; a video department; football meeting rooms; offices; and a new entrance way to the athletic department which provides visitors with a brilliant display of Tech football memorabilia.

The exterior of the building is streamlined, too, and has a definite Hokie motif. Even the roof, the only maroon one on the Virginia Tech campus, adds

a touch of school spirit. The outside of the Merryman Center is a combination of Hokie stone and a more simplified stone that matches that on Cassell Coliseum, the building next door.

"This is a facility that is really special in every way," says Tech Director of Athletics Jim Weaver. "There is no doubt in my mind that the Merryman Center ranks right at the very top among the great buildings in college athletics."

The building represents a commitment on behalf of the university. The construction of Merryman clearly demonstrates the university's determination to maintain a top athletic program year in and year out.

Weaver expressed appreciation to the Merryman family on behalf of Tech athletes, staff members and fans everywhere. The Tech AD also thanked the hundreds of others whose contributions have made possible this great building.

THE HOKIE CLUB

The 2001-2002 year was a great success with another record-setting performance for the Virginia Tech Athletic Fund. Enthusiastic and supportive Hokie fans gave in excess of \$12 million to support the scholarship and capital needs of the Athletics Department.

The Hokie Club is charged with raising funds to support the scholarship, capital and programmatic needs of the Athletics Department. Donors make gifts in outright forms such as cash, real estate, securities, gifts in kind, corporate matching programs, or through planned or deferred gifts such as a will, living trust, life income trust, retirement plans, life insurance or charitable lead trusts.

"The ongoing national success of the football program has continued to motivate our fans to increase their financial support," said Lu Merritt,



The Hokie Club staff: (standing, l to r) Lu Merritt, John Moody, David Everett, Brian Thornburg, Terry Bolt, Tommy Graham; (sitting, l to r) Vicky Moore, Diana Fain, Sharon Linkous, Jane Broadwater and Johnnie Hoehn. Not pictured is Nancy Gabbard.

director of development for intercollegiate athletics. "They fully understand that for Virginia Tech to maintain its upward momentum, additional funds need to be raised. They are proud of the fact that their

football team has been to bowl games each of the last nine years. Tech fans know that the Hokies can compete for national championships and they want to do their part to provide the needed resources for scholarships and facilities."

A 1968 graduate of Virginia Tech and a letterman on the Hokies' tennis team during his undergraduate years, Merritt currently serves on the Executive Committee of the National Association of Athletic Development Directors (NAADD).

John Moody, associate director, serves the North Carolina area and focuses on major gift fundraising and special projects. A former football player at Tech, Moody has worked in the Hokie Club for 30 years.

David Everett serves as director of major gifts for the Hokie Club. A member of the Hokies' 1986 Peach Bowl team, Everett currently serves the Richmond, Lynchburg, and Staunton areas in addition to his major gift responsibilities.

Terry Bolt, also an associate director and director of the annual fund for athletics, serves the Tidewater and Southside areas of Virginia, as well as South Carolina and Georgia, while also overseeing the planning and direction of the Annual Fund.

Brian Thornburg, an assistant director who joined the staff in September of 2002, serves the Hokie Clubs in central, southside and southwestern Virginia, as well as North Carolina, South Carolina, Georgia and Tennessee.

Another assistant director, Tommy Graham, a former Tech golfer, also recently joined the staff. He serves the Northern Virginia area, the New River Valley, West Virginia and Maryland.

Sharon Linkous and Vicky Moore handle all aspects of gift entry and membership records. Diana Fain manages the budget process and produces all meeting notices for the Hokie Clubs. Jane Broadwater serves as executive secretary for the office. Johnnie Hoehn and Nancy Gabbard work part time in the office and bring over 20 years of experience to the team.

The Athletic Fund is proud of its volunteers who help ensure that 58 Hokie Clubs throughout Virginia and the surrounding states continue in their active efforts to support and promote athletics at Tech.

Bill Stover of Fairfax, Va., is the current president of the Athletic Fund, and John Clary of Lawrenceville, Va., is the vice president.

THE HOKIE HARDWOOD CLUB

The Hokie Hardwood Club, formerly known as The Diamond Club, has been in existence for over 20 years. The mission of the Hokie Hardwood Club is to increase public awareness of the Virginia Tech Women's Basketball Program, to raise the level of community support for all aspects of the program, and to provide the level of spirit and resources required for a program of national prominence. The club conducts fundraisers during the year in support of the women's basketball program. Fundraising efforts helped with some of the team's expenses on its summer of 2000 trip to Europe. Members of the Hokie Hardwood Club travel to several away games each season and a few members accompanied the team to Europe.



BLACKSBURG, VA.

College Town U.S.A.

A beautiful setting for one of the nation's best universities

One of America's best college towns, Blacksburg is a perfect setting for Virginia Tech.

Located in Southwest Virginia on a plateau between the Blue Ridge and Alleghany Mountains, Blacksburg combines the laid-back lifestyle of a small town with the amenities one would expect to find around a major center of higher education. Together, the town and university have worked hard to create a progressive community that ranks among the nation's elite living environments. Blacksburg was named one of

the Top 10 places to live by *Outside* magazine.

Virginia Tech and the Town of Blacksburg gained national and international attention by creating the world's first "electronic village." Businesses and industries have been drawn by the potential of the quaint town.

Established in 1798 by John and William Black, the town is surrounded by scenic mountain views that accentuate the area. Since its founding, Blacksburg has grown to become the largest town in Virginia.



From its quaint downtown to the beauty of the nearby Cascades, the Blacksburg area is charming and pleasant.

The nearly 36,000 residents (including students) enjoy a close proximity to a variety of recreation areas such as the Blue Ridge Parkway, Appalachian Trail, Claytor Lake and the New River. The region features a moderate climate and four distinct seasons.

Blacksburg's location (adjacent to major interstate

highways) provides convenient access to most points in the southern and eastern parts of the country.

More information on Blacksburg can be found on the Web site of the Blacksburg Electronic Village, www.bev.net or the town's Web site, www.blacksburg.va.us.



Homecoming always brings together the traditional and the new in Blacksburg. This year's weekend got off to an unusual start with MTV's "I Bet You Will" taping a show in front of Burruss Hall on Friday. On Saturday, the parade featured the proud traditions of the Corps of Cadets, and of course Virginia Tech's nationally ranked football team getting a win at 65,115-seat Lane Stadium/Worsham Field.



Blacksburg is a special place throughout the year. In the spring and summer, the town bustles with festivals and activity. During the winter, decorations and lights transform main street into a postcard scene. With 26,000 students, plus the full-time residents, there is always plenty going on in this great college town.



THE 2002-2003 HOKIES



**Bonnie
Henrikson**
Head Coach



**Angie
Lee**
Assistant Coach



**Karen
Lange**
Assistant Coach



**Katie
O'Connor**
Assistant Coach



**Alayne
Ingram**
Administrative Assistant



10
Fran Recchia
G • 5-7 • r-Fr.
Flower Mound, Texas



13
Maggie Griesser
G • 6-0 • Fr.
Springfield, Pa.



14
Ieva Kublina
F/C • 6-4 • Jr.
Riga, Latvia



20
Emily Lipton
G • 5-7 • Sr.
Crofton, Md.



21
Brandy Fowler
F/C • 6-1 • Jr.
Cary, N.C.




22
Chrystal Starling
G/F • 5-11 • Sr.
Syracuse, N.Y.



23
Dawn Chriss
G • 6-1 • Fr.
Hilcrest Heights, Md.



24
Carrie Mason
G • 5-7 • Fr.
Seneca, Pa.



32
Kerri Gardin
F • 6-1 • Fr.
Morganton, N.C.



34
Amy Lingenfelder
G • 5-8 • Jr.
Fairfax, Va.



42
Davina Simmons
C • 6-0 • Jr.
Winston-Salem, N.C.



45
Megan Finnerty
C • 6-3 • Fr.
Atlanta, Ga.



54
Erin Gibson
F/C • 6-2 • So.
Galax, Va.



**Ron
Esteban**
Athletic Trainer



**The
HokieBird**
Tech's Lovable Mascot

The 2002-2003 Virginia Tech Schedule

Nov. 12	MELBOURNE TIGERS (EXB.)	7 p.m.	Jan. 4	SYRACUSE *	7 p.m.
22	UNC GREENSBORO	7 p.m.	7	at Villanova *	7:30 p.m.
29	Florida International Thanksgiving Classic (at Miami, Florida)		12	at Connecticut *	2 p.m.
	Virginia Tech at Florida International	5 p.m.	15	PITTSBURGH *	7 p.m.
	Washington State vs. LSU	7 p.m.	18	at West Virginia *	TBA
30	Florida International Thanksgiving Classic Consolation	5 p.m.	22	RUTGERS *	7 p.m.
	Championship	7 p.m.	28	at Miami *	7 p.m.
Dec. 3	VIRGINIA	7 p.m.	Feb. 1	PROVIDENCE *	2 p.m.
7	JAMES MADISON	7 p.m.	4	at Seton Hall *	7 p.m.
11	at Maryland	7 p.m.	8	NOTRE DAME *	2 p.m.
14	at Liberty	TBA	12	GEORGETOWN *	7 p.m.
21	at Old Dominion	2 p.m.	16	at Boston College *	TBA
28	LADY LUCK CLASSIC (at Blacksburg, Va.) Duquesne vs. Loyola, Md.	1 p.m.	22	VILLANOVA *	2 p.m.
	Virginia Tech vs. UT-Martin	3 p.m.	26	at Rutgers *	7:30 p.m.
29	LADY LUCK CLASSIC Consolation	1 p.m.	Mar. 1	WEST VIRGINIA *	4 p.m.
	Championship	3 p.m.	4	at St. John's *	7:30 p.m.
31	RADFORD	2 p.m.	8-11	BIG EAST Championship (at Piscataway, N.J.)	

Home games in ALL CAPS

* indicates BIG EAST Conference games

All times local; Dates and times subject to change



Dawn Chriss, Maggie Griesser, Brandy Fowler, Coach Bonnie Henrickson, Megan Finnerty, Kerri Gardin and Carrie Mason

The Hokies' 2002 recruiting class, ranked among the top 20 in several publications, is expected to make a strong contribution this season. Tech's challenging schedule features the BIG EAST Conference, which has produced the past three NCAA champions.



Chrystal Starling



Emily Lipton



The 2002-2003 Virginia Tech Hokies

Front row (left to right) Coach Bonnie Henrickson, Amy Lingenfelder, Ieva Kublina, Emily Lipton, Chrystal Starling, Davina Simmons, Brandy Fowler, Assistant Coach Angie Lee; back row (left to right) Assistant Coach Karen Lange, Assistant Coach Katie O'Connor, Carrie Mason, Megan Finnerty, Kerri Gardin, Erin Gibson, Dawn Chriss, Maggie Griesser, Fran Recchia, Manager Julie Ross and Administrative Assistant Alayne Ingram.