

# 2001-2002 VIRGINIA TECH Basketball



Virginia  
Tech

VIRGINIA POLYTECHNIC INSTITUTE  
AND STATE UNIVERSITY



**Nicole Jones and Sarah Hicks lead Virginia Tech, looking for a fifth straight postseason tournament bid, into its second season in the tough BIG EAST Conference**

# Hokie Success!

**Under Coach Bonnie Henrickson, Tech's women's basketball team has averaged 23 wins per season and made it to postseason play every year, including advancing to the NCAA "Sweet 16" in 1999**



*Chrystal Starling had 30 points and 15 rebounds in the Hokies' two NCAA Tournament games at Texas Tech last season.*



*A sell-out crowd of 10,052 watched Tech win a first round NCAA Tournament game in 1999 at Cassell Coliseum.*

# 2001-2002 VIRGINIA TECH Basketball

## MEDIA GUIDE

### General Information

**Name of School:** Virginia Tech  
**City/Zip:** Blacksburg, VA 24061  
**Founded:** 1872  
**Enrollment:** 25,000  
**Nickname:** Hokies  
**Mascot:** The HokieBird  
**School Colors:** Chicago Maroon (PMS 208)  
 and Burnt Orange (PMS 158)  
**Arena/Gym Name:** Cassell Coliseum  
**Capacity:** 10,052  
**Affiliation:** NCAA Division I  
**Conference:** BIG EAST  
**President:** Dr. Charles Steger  
**Alma Mater, Year:** Virginia Tech, 1969  
**Director of Athletics:** Jim Weaver  
**Alma Mater, Year:** Penn State, 1967  
**Athletics Department Phone:** (540) 231-6796  
**Athletics Ticket Office:** (540) 231-6731

### Sports Information

**Women's Basketball SID:** Torye Hurst  
**Office Phone:** (540) 231-6726  
**SID Fax:** (540) 231-6984  
**Sports Information Director:** Dave Smith  
**Associate SID:** Anne Panella  
**Assistant SIDs:** Bill Dyer, Bryan Johnston, David Knachel  
**Assistant SID (Women's Basketball Contact):** Torye Hurst  
**Press Row Phone:** (540) 231-4905  
**SID Mailing Address:** 460 Jamerson Athletic Center  
 Spring Road  
 Blacksburg, VA 24061-0502

### Coaching Staff

**Head Coach:** Bonnie Henrickson  
**Alma Mater, Year:** St. Cloud State, 1986  
**Record at School (years):** 92-33 (4 years)  
**Career Record (years):** 92-33 (4 years)  
**Basketball Office Phone:** (540) 231-4998  
**Best Time/Day to Reach Coach:** Through SID Office  
**Assistant Coaches**  
 Angie Lee (Iowa, 1984)  
 Karen Lange (Iowa, 1996)  
 Katie Patton (Virginia Tech, 2000)  
**Administrative Assistant**  
 Kyra Elzy (Tennessee, 2000)  
**Athletic Trainer**  
 Ron Esteban

### Team Information

**2000-2001 Record:** 22-9  
**2000-2001 Conference Record/Finish:** 11-5/4th  
**Postseason:** NCAA Second Round  
**Final/Highest 2000-2001 Ranking:** NR/25  
**Starters Returning/Lost:** 3/2  
**Letterwinners Returning/Lost:** 7/2

### Media Guide Credits

The 2001-2002 Virginia Tech Women's Basketball Media Guide was written by assistant SID Torye Hurst and edited by Hurst, and assistant SID David Knachel. Layout and design were by Knachel. Most of the photographs in the guide were taken by Knachel. Photographers of *The Roanoke Times*, the University Photo Lab, opponents' SID offices and Woody Veasey also contributed. Printing by Southern Printing Co., of Blacksburg, Va.

*Virginia Tech does not discriminate against employees, students, or applicants on the basis of race, sex, disability, age, veteran status, national origin, sexual orientation, or political affiliation. Anyone having questions concerning discrimination should contact the Equal Employment Affirmative Action Office, 336 Burruss Hall, Blacksburg, VA, 24061-0216 or (540) 231-7500*

## TABLE OF CONTENTS

Media Information .....	2
<b>This Is Virginia Tech Basketball</b>	
Take a look at the Hokies' basketball program — from NCAA experiences, to a great university with an excellent coach and outstanding facilities, to current players striving for all-star honors — Virginia Tech is all about being successful .....	4-13
<b>2001-2002 Outlook</b>	
The Outlook .....	16-20
Schedule .....	17, IBC
Roster .....	20
<b>The Coaching Staff</b>	
Head Coach Bonnie Henrickson .....	22-25
Angie Lee .....	26
Karen Lange .....	27
Katie Patton .....	28
Kyra Elzy, Support Staff .....	29
<b>The Hokies</b>	
Lisa Guarneri .....	32, 33
Sarah Hicks .....	34, 35
Nicole Jones .....	36, 37
Mollie Owings .....	38, 39
Chrystal Starling .....	40, 41
Emily Lipton .....	42, 43
Christina Strother .....	44, 45
Ieva Kublina .....	46, 47
Davina Simmons .....	48, 49
Rayna DuBose .....	50
Erin Gibson .....	51
Amy Lingenfelder .....	52
Kacy O'Brien .....	53
Fran Recchia .....	54
Speed Chart (TV & Radio Roster) .....	128
<b>2000-2001 Review</b>	
Season in Review .....	56-59
Box Scores .....	60-65
Results and Leaders/Statistics .....	66, 67
BIG EAST Standings and Tourney Results .....	68
<b>Opponents</b>	
2001-2002 Opponent Profiles .....	70-78
Travel Plans .....	78
Year by Year vs. 2001-2002 Opponents .....	79
BIG EAST Conference .....	80, 81
All-time Series Records .....	82
<b>History and Records</b>	
Tech Women's Basketball History .....	84-86
Conference Affiliation History .....	87
Individual Records .....	88, 89
Team Records .....	90, 91
Single Game Highs/Records by Class .....	92
Year by Year Statistical Leaders .....	93
Tech's Top Ten .....	94, 95
Tech's 1,000-point Club .....	96-98
Cassell Coliseum Records .....	99
Year by Year Results .....	100-102
Lady Luck Classic Records .....	103
All-time Letterwinners/Sports Hall of Fame .....	104
Virginia Tech Alumni .....	105
Hokie Honor Roll .....	106
<b>The University</b>	
Virginia Tech .....	109-110
University President Charles Steger .....	111
Director of Athletics Jim Weaver .....	112
Administration and Management Staff .....	113
Academic Support Services .....	114, 115
Office of Student Life .....	116, 117
Strength & Conditioning .....	118
Sports Nutrition/Sports Psychology .....	119
Sports Medicine .....	120, 121
Cassell Coliseum .....	122, 123
The Locker Room .....	123
Merryman Center .....	124
Virginia Tech Athletic Fund .....	125
Town of Blacksburg .....	126, 127

# Media Information

## Contacting Sports Information

The 2001-2002 Virginia Tech women's basketball guide has been designed to aid the media in its coverage of Hokie basketball. Additional information, news releases and photographs are available to accredited members of the media. All requests should be directed to the Sports Information Office. Please contact us by writing to the Virginia Tech Sports Information Office, 460 Jamerson Athletic Center, Blacksburg, VA 24061. If you would like to call, please phone (540) 231-6726 during the day or (540) 231-2228 at night or on weekends. The Sports Information fax number is (540) 231-6984.

## Press Credentials

Requests for press credentials are screened with care to ensure a working press row. Children and other non-workers are not allowed in compliance with the working code of The Basketball Writers



**Coach Bonnie Henrickson addresses a large media contingent after a game at Cassell Coliseum.**

Association of America. Credentials will be granted to Virginia Tech's official website, the visiting team's official website and the BIG EAST Conference's official website. Requests for media credentials should be made in writing on appropriate letterhead at least one week prior to the game. Requests should be directed to Torye Hurst. You are urged to

submit your request as early as possible. A reminder — no cheering is allowed in the working press area.

## Broadcast Service

Radio space for broadcast of women's basketball games is located on press row at courtside across from the team benches. Lines are available on a reciprocal basis. Please contact the Virginia Tech Sports Information Office as your local contact for broadcast location at Cassell Coliseum.

## Media Services

A game flip card, game notes, updated statistics and media guides will be available before the game. Complete NCAA statistics will be available as soon as possible after the game and will be distributed at halftime.

## Interviews

All Virginia Tech players and coaches will be available throughout the season for interviews. All interviews with Coach Bonnie Henrickson and players must be arranged through the Sports Information Office.

## Postgame Policy

Coach Bonnie Henrickson and players will be available to the media after each home game. After a 10-minute cooling-off period, Coach

Henrickson and requested players will speak to the media in the auxiliary gym in Cassell Coliseum.

## Listening to the Hokies

For the fifth-straight year, the Hokies will have a commercial radio package with ISP and the Valley Broadcasting Group. Tech fans will have the luxury of listening to the Hokies' games on WFNR 100.7 FM. Cory Provus will handle the play-by-play duties in his second season with the team. Web casts of all women's basketball games can be heard by accessing Tech's official website [www.hokiesportsinfo.com](http://www.hokiesportsinfo.com).

## BIG EAST on the Web

The BIG EAST site on the internet is available at [www.bigeast.org](http://www.bigeast.org). The site contains current information on all facets of the BIG EAST Conference. In addition, in-game scores will be updated in-progress. Please contact Tammy Donovan in the BIG EAST media relations department (401) 453-0660 for more information.

## Tech Website

Notes, releases, statistics and other pertinent information are available on Tech's official website ([hokiesportsinfo.com](http://hokiesportsinfo.com)).

## MEDIA OUTLETS

### Roanoke Times

P.O. Box 540  
Christiansburg, VA 24010  
(540) 981-3221  
FAX: (540) 981-3392  
Contact: Aaron McFarling

### Richmond Times-Dispatch

P.O. Box 85333  
Richmond, VA 23293  
(804) 649-6442  
FAX: (804) 775-8085  
Contact: Vic Dorr

### Bristol Herald-Courier

P.O. Box 609  
Bristol, VA 24201  
(540) 669-2181  
FAX: (540) 669-3696  
Contact: Michael White

### Lynchburg News & Advance

P.O. Box 10129  
Lynchburg, VA 24506  
(804) 385-5554  
FAX: (804) 385-5538  
Contact: Gary Crockett

### The News Messenger

3325 North Franklin Street  
Christiansburg, VA 24073  
(540) 382-6171  
FAX: (540) 382-3009  
Contact: Ron Evans

### Newport News Daily Press

P.O. Box 746  
Newport News, VA 23607  
(757) 247-4767  
FAX: (757) 247-9420  
Contact: Sarah Ingram

### Pulaski Southwest Times

P.O. Box 391  
Pulaski, VA 24301  
(540) 980-5220  
FAX: (540) 980-3618  
Contact: Dave Bisset

### Martinsville Bulletin

P.O. Box 371  
Martinsville, VA 24115  
(800) 234-6575  
FAX: (540) 638-7409  
Contact: Mike Smith

### Bluefield Daily Telegraph

P.O. Box 1599  
Bluefield, W. Va. 24701  
(304) 327-2811  
FAX: (304) 327-6179  
Contact: Teddy Paynter

### The Washington Post

1150 15th St. N.W.  
Washington, D.C. 20071  
(202) 334-7350  
FAX: (202) 334-7685  
Contact: Kathy Orton or  
Matt Rennie

### USA Today

1000 Wilson Blvd.  
Arlington, VA 22229  
(703) 276-6518  
FAX: (703) 276-5527  
Contact: Dick Patrick

### Associated Press

700 E. Main St., Suite 1380  
Richmond, VA 23219  
(804) 643-6646  
FAX: (804) 643-6223  
Contact: Hank Kurz

### WSLS-TV

P.O. Box 10  
Roanoke, VA 24022  
(540) 981-9126  
FAX: (540) 343-2059  
Contact: Justin Ditmore

### WDBJ-TV


P.O. Box 7  
Roanoke, VA 24022-0007  
(540) 985-3623  
FAX: (540) 343-7269  
Contact: Mike Stevens

### WSET-TV

P.O. Box 11588  
Lynchburg, VA 24506-1588  
(804) 528-1315 ext. 137  
FAX: (804) 847-8800  
Contact: Dennis Carter

*This is*

# VIRGINIA TECH BASKETBALL



*“My coaches,  
teammates, friends  
and the fans will be  
in my heart forever.  
I appreciate all of  
the opportunities  
that resulted  
from my years of  
playing basketball  
at Virginia Tech –  
athletically,  
academically  
and socially.  
The experience  
changed my life!”*

*– Amy Wetzel*



# Hokies in Postseason Play

## NCAA REGULARS

### *Tech's 2001 NCAA trip is the latest in a streak of postseason appearances*

Virginia Tech's visit to the second round of the NCAA Tournament last season caps a recent run of postseason success for the Hokies. Tech has participated in the NCAA Tournament three of the past four years and in five of the last eight, advancing as far as the "Sweet 16" in 1999.

Last March, Tech received an at-large bid to the NCAA Midwest Regional as a No. 7 seed. The Hokies had compiled a 21-8 record entering the tournament in their first season in the BIG EAST Conference. Tech had finished fourth in the league with an 11-5 record and advanced to the tournament semifinals before being eliminated by eventual national champion Notre Dame.

Tech's fourth consecutive postseason appearance and third to the NCAA Tournament in the past four seasons, began with a resounding 77-57 victory over Denver in the first round at Lubbock, Tex. Chrystal Starling led five Hokies in double figures with 20 points as Tech shot 55.3 percent from the field.

In the second round, Tech faced Texas Tech on the Lady Raiders' home floor in front of 12,161. The Hokies played a great first half and took a 25-18 lead into the locker room at the intermission. The Lady Raiders exploded in the second half, shooting 63.0 percent and scoring 55 points to defeat the Hokies 73-52.



*The Hokies' latest postseason experience saw the team fly via chartered jet to Lubbock, Texas. Chrystal Starling scored 20 points as Tech won its NCAA First Round game over Denver, 77-57. In the second round, the Hokies' couldn't overcome the 12,161 partisan fans at Texas Tech's United Spirit Arena, and the Lady Raiders won to advance to the "Sweet 16."*





*The Hokies' victory over No. 23 Wisconsin in 1998 and winning two games at home to advance to the "Sweet 16" in 1999 are among Virginia Tech's NCAA Tournament highlights.*



## TECH'S OTHER APPEARANCES

- In 1994, Virginia Tech, with a 24-5 record, captured the Metro Conference Tournament title and advanced to the Hokies' first NCAA tourney. Tech was seeded eighth in the East Region and played host to Auburn in a first-round game at Cassell Coliseum. Auburn, on the strength of 24 points and 12 rebounds from Danielette Coleman, defeated the Hokies 60-51. Tech guard Christi Osborne led the Hokies with 22 points and seven rebounds.

- Tech kept up its success in 1995 by claiming the Metro Conference regular season championship with a 21-8 record. The Hokies, again seeded eighth in the East Region, faced St. Joseph's in the first round at the University of Connecticut's Gampel Pavilion. The Hokies downed the Hawks, 62-52, behind 18 points from Christi Osborne. The Hokies' second-round opponent, UConn, ended up as the 1995 NCAA National Champion. Guard Jennifer Rizzotti burned the Hokies for 20 points as the Huskies advanced, 91-45.

- With former Tech assistant coach Bonnie Henrickson back in Blacksburg as the head coach, the Hokies posted their third trip to the NCAA Tournament in five years in 1998. Tech traveled to Gainesville, Fla., as the No. 11 seed in the NCAA West Region. The Hokies, behind a record-breaking performance from guard Amy Wetzel, surprised sixth-seeded Wisconsin, which was ranked No. 23 at the time, 75-64. Wetzel set a Tech record and tied an NCAA West Region free throw mark by converting 16 free throws for a career-high 28 points. The Hokies, however, would bow out after round two as host Florida, ranked No. 12, won 89-57. Wetzel again led all scorers with 24 points.

- The Hokies used the 1999 season to establish themselves as one of the nation's elite programs. Henrickson led Tech to a school-record 28-3 finish, including a 15-1 Atlantic 10 mark. Cassell Coliseum was the site for NCAA first and second round games. The Hokies dispatched Saint Peter's, 73-48, before defeating Auburn, 76-61, to earn the program's first "Sweet 16" appearance. Tech traveled to Greensboro, N.C., to face second-ranked Tennessee in the NCAA East Regional. Behind 27 points from national player of the year Chamique Holdsclaw, the Volunteers eliminated Tech, 68-52, to advance.

- Virginia Tech posted its third consecutive 20-win season under Henrickson in 2000. The Hokies posted a 20-11 record and made their first-ever appearance in the Women's National Invitational Tournament. Cassell Coliseum was the site of the first round matchup against Georgia State. The Hokies used a 12-3 run midway through the second half to break open a close contest and went on to win 80-56. Maryland was the WNIT "Sweet Sixteen" opponent two days later and the two teams battled into overtime. The Terrapins used a 10-2 run in the last 3:11 of the extra session to eliminate the Hokies, 68-60.

## POSTSEASON RESULTS

### NCAA Tournament

Year	Seed	Region	Qualified
1994	8	East	Metro Tournament Champions
1995	8	East	At-large berth
1998	11	West	Atlantic 10 Tournament Champions
1999	4	East	At-large berth
2001	7	Mideast	At-large berth

### WNIT


2000	-	-	At-large berth
------	---	---	----------------

Round	Opponent	Result	Location
1st	Auburn	L 51-60	Blacksburg, Va.
1st	St. Joseph's	W 62-52	Storrs, Conn.
2nd	Connecticut	L 45-91	Storrs, Conn.
1st	Wisconsin	W 75-64	Gainesville, Fla.
2nd	Florida	L 57-89	Gainesville, Fla.
1st	Saint Peter's	W 73-48	Blacksburg, Va.
2nd	Auburn	W 76-61	Blacksburg, Va.
East Regional	Tennessee	L 68-52	Greensboro, N.C.
1st	Denver	W 77-57	Lubbock, Tex.
2nd	Texas Tech	L 52-73	Lubbock, Tex.
1st	Georgia State	W 80-58	Blacksburg, Va.
Sweet 16	Maryland	L 60-68	Blacksburg, Va.


# A First-Class University **VIRGINIA TECH — A GREAT PLACE TO LEARN AND GROW**







*Nicole Jones and her teammates take part in projects outside of class, such as the "Hokie Readers" program, that help them to become better individuals.*



# Henrickson's Hokies

## A SUCCESS STORY

The Virginia Tech women's basketball program has enjoyed tremendous success in Bonnie Henrickson's four years as head coach, averaging 23 wins a season and playing in the postseason each of those seasons.

Under Henrickson, the Hokies have won 78 of their last 102 games (76.5 percent), dating back to Feb. 14, 1998. Henrickson's 1998-99 squad was the fastest in school history to reach 20 wins, doing it in 21 games. The 1997-98 team needed 29 games to accomplish the feat and the 1999-00 team did it in 30 games. Last season the Hokies reached the 20-win plateau in 27 games.

### Across the State

Under Coach Bonnie Henrickson, the Hokies have posted a 16-3 overall record against teams that hail from the state of Virginia, 10-0 at home and 6-3 on the road. Henrickson's teams have won eight consecutive games against in-state rivals.

### Hokies History

With the 22-9 record in 2000-2001, Virginia Tech posted the school's 13th winning season. Last year the Hokies registered their fourth straight and seventh 20-plus win season in the past nine years. Henrickson has been part of all seven 20-win squads, three as an assistant and four as head coach. Tech's best-ever season was the 28-3 mark registered by Henrickson's 1999 team.

### Tech in the Polls

Under Coach Bonnie Henrickson, the Hokies were ranked 20 straight weeks in the nation's Top 25, dating from Dec. 7, 1998 to Dec. 20, 1999. Since Henrickson became the head coach in 1997, the Hokies were ranked for the first time in a 1998-99 preseason poll, ranking 22<sup>nd</sup> in *Street & Smith's* preseason publication. The Hokies also received 23 votes in The Associated Press Top 25 poll and 18 votes in the *USA Today/ESPN* poll.

Tech continued to receive votes until reaching Top 25 status in both polls, ranking 22<sup>nd</sup>. The Hokies stayed in both polls the entire season, reaching as high as ninth in the Associated Press Poll and 11<sup>th</sup> in the *USA Today/ESPN* Coaches Poll on February 15.

Tech received its first-ever ranking on January 17, 1995, when the Hokies entered the *USA Today/CNN/Coaches* Poll at No. 24. Tech was ranked 23<sup>rd</sup> the following week and entered The Associated Press poll at No. 25.

The Hokies were ranked No. 25 in the final 2000-01 Associated Press poll. Virginia Tech received votes in the 2000-01 *USA Today/ESPN/WBCA* Coaches' Preseason and Nov. 20 polls. After not receiving votes in the Nov. 27 polls, the Hokies were included in those receiving votes in all subsequent polls including the final poll with 16.



*Coach Bonnie Henrickson's Hokies celebrate winning the Atlantic 10 Tournament in 1998.*

## The BIG EAST Conference

One of the most significant events in Virginia Tech athletic history occurred when it became the newest member of the BIG EAST Conference in July, 2000. This is the Hokies' third conference affiliation since 1981, when they became affiliated with the old Metro Conference. Tech held membership in the Metro from 1981 to 1995 and was in the Atlantic 10 Conference from 1995 to 2000. The current members of the BIG EAST — regarded as perhaps the top women's basketball league in the country — are Boston College, Connecticut, Georgetown, Miami, Notre Dame, Pittsburgh, Providence, Rutgers, Seton Hall, St. John's, Syracuse, Villanova, Virginia Tech and West Virginia.



## Hokies Face Tough Schedule

The 2001-2002 schedule is loaded with successful women's basketball programs. The Hokies face six teams that appeared in the final *USA Today*/ESPN/WBCA coaches poll. Tech's competition includes 2001 national champion Notre Dame, 2000 national champion and No. 3 Connecticut, No. 17 Rutgers, No. 20 LSU, No. 22 Clemson and No. 24 Villanova. The schedule also includes NCAA participants Liberty, Virginia, Old Dominion and WNIT participants James Madison and Georgetown. Last season, sixteen of the Hokies 31 games were against teams that went on to appear in the postseason. Tech had a rating of 25th in the WBCA/Summerville RPI, with a strength of schedule rated 43rd toughest in the nation. This season's opponents posted a winning percentage of .571 last year.



*Beautiful Lake Geneva, in Switzerland, and the Cathedral de Notre Dame in Paris, France, were highlights of Tech's 2000 trip to Europe.*


## International Hokies

The Virginia Tech women's basketball program made its first international trip in the Bonnie Henrickson era when the Hokies travelled to Europe in the summer of 2000. The Hokies comfortably won all four games against competition from France and Switzerland, and enjoyed 11 days of touring Europe. Tech is scheduled to make a

summer trip to Australia in 2004. Chrystal Starling was a member of the BIG EAST All-Star team which toured Germany this summer. Starling was injured during a pre-tour practice and did not appear in any of the six games.




*The Hokies head to Australia in 2004.*



# Outstanding Facilities

# CASSELL COLISEUM

## HOME COURT ADVANTAGE



Television cameras and a sell-out crowd of 10,052 watched the Hokies win an NCAA Tournament game at home in 1999.

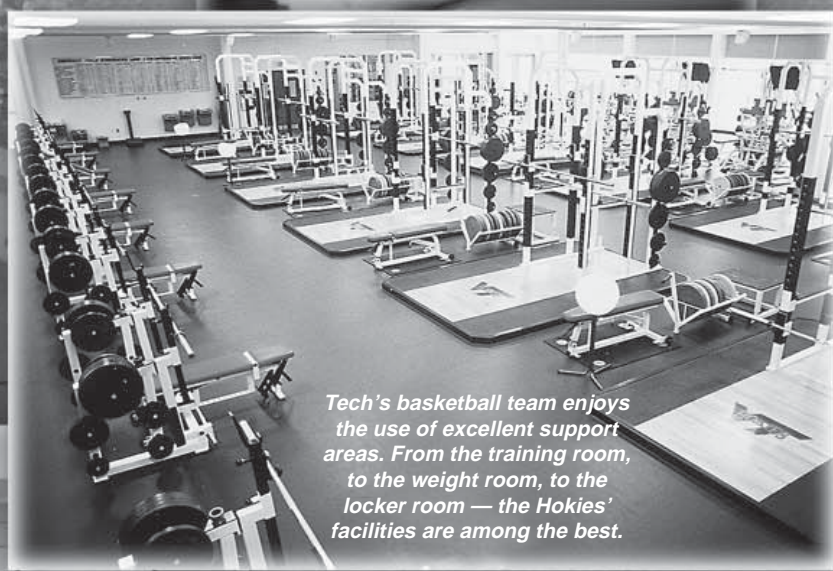



## Love Those Hokies

The play of the Virginia Tech women's basketball program at home has not gone unnoticed by the Hokie faithful. The following has paid huge dividends for the team in its performances at the Cassell, serving as the team's sixth man on the court.

Over 7,400 fans attended the Connecticut game on Feb. 7, 2001, marking the sixth largest crowd in the history of Cassell Coliseum.

In 1999, Tech set eight of the program's ten best single-game attendance marks and averaged a record 5,221 fans per game, ranking 13<sup>th</sup> nationally. In Tech's first round NCAA Tournament win over St. Peter's, the Hokies recorded the program's first sell-out crowd with 10,052 on hand. Last season the Hokies averaged 2,826, which was 33<sup>rd</sup> best in the nation.



*Tech's basketball team enjoys the use of excellent support areas. From the training room, to the weight room, to the locker room — the Hokies' facilities are among the best.*



## Defending the Cassell

Under Coach Bonnie Henrickson, the Hokies have posted a 46-12 record (.793) at Cassell Coliseum. Overall, the program has posted a 214-100 (.682) home record since the addition of women's basketball as a varsity sport in 1976-77. The Hokies were 15-0 at home in 1999 and won 18 straight regular-season home games until losing to Georgia on November 17, 1999.

# All-Star Candidate

## SARAH HICKS

# #30

**Guard/Forward • 6-0 • Senior**

### Career Accomplishments at Virginia Tech

- Second in three-point field goals made (93)

### 2000-2001 Season Highlights

- Started all 31 games
- Led team in three-point field goals (42)
- Second in minutes played (895)
- Second in minutes played per game (28.9)
- First in defensive rebounds (124)
- Second in rebounding (164)
- Second in rebound average (5.3)
- Second in assists (84)
- Second in steals (29)
- Third in scoring (9.7)
- Scored in double figures 17 times
- Pulled down five or more rebounds 18 times
- Had nine or more rebounds in six games
- Named to *Tallahassee Democrat* All-Tournament team

*“Sarah Hicks has worked hard over her career to be a good perimeter defender. The commitment to become a complete player at her position is what our coaches and her teammates respect most about her. Sarah hasn't been content in being just a great shooter.”*

*— Coach Bonnie Henrickson*

# All-Star Candidate

## CHRYSTAL STARLING

# #22

**Guard/Forward • 5-11 • Junior**

### Career Accomplishments at Virginia Tech

- Second on Tech's career free throw percentage list (.820)
- Scored in double figures 35 times

### 2000-2001 Season Highlights

- Played in all 31 games
- Second on the team in scoring (10.5)
- Scored in double figures 17 times
- Pulled down five or more rebounds 13 times
- Second in field goals made (108)
- Tied for second in three-point field goals (15)
- Led BIG EAST in free throw percentage (.869)
- Third in steals (27) and blocks (14)
- Pulled down nine rebounds twice
- Led team in scoring six times
- Led team in rebounding six times
- Made 56 of last 60 free throw attempts (.933)

*“Chrystal Starling brings the ability to create a shot for herself or her teammates to our program night in and night out.*

*She is a slasher that can score many different ways. Defensively she has the ability to disrupt the flow of an offense.”*

*— Coach Bonnie Henrickson*



# Virginia Tech Athletics A SUCCESS STORY




Virginia Tech has a long and proud tradition in athletics, but the Hokies have really seen their success and visibility grow immensely over the past few years. And for the ever-growing legion of Tech fans, the most exciting part is that everything seems to be in place to allow the momentum to continue and the future looks even brighter.

The winning ways of Coach Bonnie Henrickson's Hokies, including four consecutive postseason appearances and a top 25 ranking last season, along with the skyrocketing interest in the women's basketball program are only part of the story.

Tech has gained immeasurable visibility through the recent success of Coach Frank Beamer's football team, which played for the national championship in the 2000 Sugar Bowl, and has become a perennial top 10, nationally-ranked program.

In the 1999-2000 academic year, Tech teams won conference championships in eight sports and won the Atlantic 10 Conference Commissioner's Cup for the best overall success. The 2001 men's golf team captured Tech's first non-football BIG EAST championship and finished eighth nationally. Hokie teams and individuals from a variety of sports compete every year in NCAA championships.

Tech's move into the BIG EAST Conference as a full member last year has further enhanced the quality and visibility of the Hokies' athletic program.





# OUTLOOK



*"The fact that we have a year of BIG EAST experience under our belts gives us confidence going into this season. The BIG EAST is very competitive, and we are proud to be a part of it. We're excited to apply what we've been learning in practice to game situations."*

*— Nicole Jones*

# 2001-2002 Outlook Continuing a Winning Tradition

## *The Hokies set their sights on another successful BIG EAST season and a fifth consecutive postseason appearance*

Winning has become synonymous with every program Bonnie Henrickson has been associated with both as a player and a coach. In four seasons at Virginia Tech, Henrickson has developed the program to the point where winning and postseason play have become the rule rather than the exception.

Henrickson has guided the Hokies to a 92-33 record, three trips to the NCAA Tournament and one appearance in the WNIT, four 20+ win seasons and a fourth-place finish in their inaugural season in the BIG EAST Conference.

Tech won its first-round NCAA Tournament game in 1998, finished in the "Sweet 16" in 1999, advanced to the WNIT "Sweet Sixteen" in 2000 and advanced to the NCAA Second Round last season. The program also garnered national attention with a No. 25 ranking in the Associated Press final ranking just prior to the NCAA Tournament.

With each year's success, the expectations for the following season have risen and this season is no exception. The Hokies will look to improve their BIG EAST success in one of the toughest conferences in the nation and advance to the postseason for a fifth consecutive season.

Henrickson will have to replace two of the best players in the program's history in Tere Williams and Amy Wetzel. The

duo played an instrumental part in the rise of Tech women's basketball the past four years. Williams is the school's all-time rebounding leader and finished her career second in career scoring. She also became the first Virginia Tech women's player drafted by the WNBA after being selected in the third round by the Phoenix Mercury. Wetzel is Tech's career leader in minutes played and free throws made. She was probably best known for her outstanding defensive play and was named the 2000 Atlantic10 Defensive Player of the Year following her junior season.

"I have said all along that we will not replace Amy and Tere with two players but with several players," said Henrickson. "They were both special players who had very different playing styles and different leadership abilities and we will look to fill their void by committee."

Three starters and nine letterwinners return from last year's 22-9 squad, including five seniors. That group, along with two juniors and a talented group of newcomers, will present several different looks to the Hokies' opponents this season.

"Our strength will be the ability to spread the wealth to where the opposition will not be able to key in on one player and hope to stop us," said Henrickson. "We have players who bring very different styles



**The Hokies celebrate their first BIG EAST victory last season. After every game, the Tech players and coaches gather at the center circle and thank the fans and their supporters.**

to the table. We have balance and depth with players who are spot-up shooters, slashers, post players who can shoot from the perimeter as well as post-up down low, so I think we bring a wide variety of an attack offensively."

Defense has also been a key component to the success of the program under Henrickson and this year's edition of the Hokies will look to continue that tradition. "Defense starts with guarding the ball-handler and we are looking for someone to step up and fill that role which is where Amy excelled for us," said Henrickson. "With our added depth, we will look to extend the floor defensively with the hope of wearing the opposition down with our bench and forcing them to use their bench. I have said all along that I would like to do that defensively, and this may be the first year that we have had the depth to do just that."

Sarah Hicks (6-0, Sr., G/F, Roanoke, Va.) and Chrystal Starling (5-11, Sr., G, Syracuse, N.Y.), both All-BIG EAST candidates, head the list of returnees for the 2001-02 season. Hicks, a pure shooter who is second on the Virginia Tech career three-point field goals made list with 93, was third on the team in scoring (9.7), first in three-point field goals (42), second in field goals made (107), second in minutes (28.9), second in assists (2.7) and tied for second in steals (29). Hicks has also developed into an outstanding rebounder, finishing second on the team last year in rebounds (5.3) and first in defensive rebounds (4.0).

Starling was second in scoring (10.5) coming off the Tech bench last season. She scored in double figures 17 times and led the BIG EAST in free throw percentage (93-107, .869). Starling was second in field goals made (108) and tied for second in three-point field

goals (15) in addition to finishing third on the team in free throws made (93), steals (27) and blocks (14). She also pulled down five of more rebounds in a game 12 times. Starling came up big for the Hokies late in the season scoring 21 points against No. 23 Villanova in the BIG EAST Tournament and leading Tech with 20 points in the NCAA First Round victory over Denver.

Perhaps the biggest surprise last season was the play of Ieva Kublina (6-4, So., C, Riga, Latvia). As a freshman, Kublina played in all 31 games and scored in double figures 11 times. She led the team and was among the BIG EAST leaders in blocks (35), was fifth on the team in scoring (7.8), third in rebounds (5.0), second in offensive rebounds (1.8), fourth in three-point field goals (13) and fourth in free throws made (55). Kublina made her presence felt in the first of three meetings with eventual national champion Notre Dame. Coming off the bench, Kublina scored 11 points, including three treys, with three rebounds and one assist playing against Ruth Riley, the 2001 National Player of the Year.

Nicole Jones (6-1, Sr., F/C, Vienna, Va.) returns for her senior season. Jones underwent emergency appendectomy surgery on Feb. 13 and missed the West Virginia and Boston College games. She was named the Most Valuable Player of the 2000 Lady Luck Classic and has recorded 28 career double figure scoring games. She was sixth on the team in scoring (5.1) and rebounding (3.4) and fourth in total blocks (9).

Other returning letterwinners include Lisa Guarneri (5-8, Sr. G, Piscataway, N.J.), Emily Lipton (5-7, Jr., G, Crofton, Md.), Christina Strother (6-2, Jr., C, Capitol Heights, Md.), Mollie Owings (5-9, Sr., G, Hyattsville, Md.) and Davina Simmons (6-0, So., F, Winston-Salem, N.C.). Guarneri, who sat out the first eight games of the season to fulfill NCAA residency requirements after transferring from Illinois, and

Lipton split time at the point guard position for much of the year. Guarneri saw action in 23 games with 15 starts and handed out a career-high 10 assists at West Virginia. Lipton, who will see considerable playing time again this season, scored a career-high 11 points against Liberty in the season opener. Strother, who had arthroscopic surgery on her right shoulder on March 20, will provide depth at both the power forward and center positions this season. Owings will be used mostly at shooting guard after seeing action in 18 games last season. Simmons, who missed most of the season after undergoing surgery on her right knee in mid-January, will add depth at the small forward position.

Five newcomers have been added to the Tech roster for the upcoming season. Rayna Dubose (6-3, Fr., C, Columbia, Md.), Erin Gibson (6-2, Fr., C, Galax, Va.), Kacy O'Brien (5-11, Fr, G, Pittsburgh, Pa. and Fran Recchia (5-7, Fr., G, Flower Mound, Tex.) form one of the Hokies' best recruiting classes. Amy Lingenfelder (5-8, So., G, Fairfax, Va.), a transfer from Georgia Tech, will be eligible to play Dec. 21 against James Madison after fulfilling the NCAA residency requirements.

The 2000-01 schedule was one of the toughest in school history and this season's lineup will be just as difficult featuring some of the top teams in the nation. The non-conference slate will be similar to last year including home dates against NCAA participants Clemson and Old Dominion along with Richmond. The Hokies will once again host the Lady Luck Classic featuring Elon, Gardner-Webb and Hampton.

The non-conference away schedule sends the Hokies to Liberty (five-straight NCAA Tournament appearances), James Madison (WNIT semifinalist), Radford (New River Valley rival) and at arch-rival and NCAA participant Virginia. The Hokies will travel to Baton Rouge, La., to participate in the LSU Thanksgiving tournament hosted by the Lady Tigers who advanced to the NCAA Second

Round before losing to national runner-up Purdue by three points. Middle Tennessee State and Northwestern (La.) State round out the tournament field. The non-conference home schedule includes Richmond, Old Dominion, Clemson and the Lady Luck Classic.

"We are excited about the non-conference schedule with return games against most of last season's opponents," said Henrickson. "We have added the LSU Thanksgiving tournament which gives our schedule the SEC presence that we have looked for the last couple of years. Exposing our players to different styles and different areas of the country will, in the long run, make us better."

The BIG EAST Conference schedule will once again present the Hokies with the challenge of facing some of the top teams in the nation. Defending national champion Notre Dame, 2001 Final Four and 2000 national champion Connecticut along with nationally-ranked programs including Rutgers and Villanova comprise just a part of the demanding 16-game conference schedule. Tech's away opponents include Connecticut, Miami, Georgetown, Notre Dame, Pittsburgh, Providence, Syracuse and Villanova. Tech will host Boston College, Connecticut, Miami, Rutgers, St. John's, Seton Hall,

*Continued on next page*

## 2001-2002 SCHEDULE

Nov.	9	<b>Exh.: Perik (Holland)</b>	<b>7 p.m.</b>
	16	<b>RICHMOND</b>	<b>7 p.m.</b>
	19	<b>OLD DOMINION</b>	<b>7 p.m.</b>
	24	<b>LSU Crawfish Classic</b> (at Baton Rouge, La.)	
		LSU vs. Tennessee-Martin	Noon
		Virginia Tech vs. Northwestern State	2 p.m.
	25	<b>LSU Crawfish Classic</b>	
		Consolation	Noon
		Championship	2 p.m.
	29	at Virginia	7:30 p.m.
Dec.	5	at Pittsburgh*	5:30 p.m.
	8	at Liberty	6 p.m.
	12	at Radford	7 p.m.
	21	at James Madison	7 p.m.
	28	<b>LADY LUCK CLASSIC</b> (at Blacksburg, Va.)	
		Elon vs. Hampton	5 p.m.
		Virginia Tech vs. Gardner-Webb	7 p.m.
	29	<b>LADY LUCK CLASSIC</b>	
		Consolation	5 p.m.
		Championship	7 p.m.
Jan.	3	<b>CLEMSON</b>	<b>7 p.m.</b>
	5	<b>SYRACUSE*</b>	<b>7 p.m.</b>
	9	<b>BOSTON COLLEGE*</b>	<b>7 p.m.</b>
	12	at Georgetown*	4 p.m.
	16	<b>WEST VIRGINIA*</b>	<b>7 p.m.</b>
	19	<b>St. JOHN'S*</b>	<b>2 p.m.</b>
	23	at Syracuse*	7 p.m.
	26	at Notre Dame* (BIG EAST TV)	6 p.m.
	29	<b>CONNECTICUT*</b>	<b>7 p.m.</b>
Feb.	5	<b>MIAMI*</b>	<b>7 p.m.</b>
	10	at Connecticut*	2 p.m.
	13	at Providence*	7 p.m.
	17	<b>SETON HALL* (BIG EAST TV)</b>	<b>2 p.m.</b>
	20	at Miami*	7 p.m.
	23	at Villanova*	2 p.m.
	26	<b>RUTGERS*</b>	<b>7 p.m.</b>
Mar.	2-5	BIG EAST Championship (at Piscataway, N.J.)	

Home games in **BOLD CAPS**

\* Indicates BIG EAST Conference games

## Outlook

*Continued from previous page*

Villanova and West Virginia in Cassell Coliseum where the Hokies are 46-12 (.793) under Henrickson.

"The BIG EAST will be tough once again and like last year will present us with the opportunity to compete against some of the best teams in the nation," added Henrickson. "We were exposed to the BIG EAST style of play and travelled to cities we had never been to before so I was pleased with our overall play in the conference. This season we will know what to expect which should help us be even more prepared for the conference portion of our schedule."

The women's basketball staff underwent some changes during the off-season. Top assistant and recruiting coordinator Joe Mathews was selected as the women's head coach at Towson University and second assistant Tisha Hill left the staff to pursue other coaching interests. Angie Lee, a long-time colleague of Henrickson, will serve as the recruiting coordinator. Lee and

Henrickson were members of the same coaching staffs at both Western Illinois and Iowa. Karen Lange has been promoted to the second assistant position and Katie Patton (formerly O'Connor) has been promoted from administrative assistant to third assistant. Kyra Elzy, a member of two University of Tennessee national championship teams, will serve as administrative assistant for Tech this season.

"I am very excited about the two additions and the two promotions that we made with our staff," said Henrickson. "I believe we have a group that is committed to young women and developing them as people and players. The returning players were able to meet the new staff members before the end of the spring semester and I feel the transition will be a smooth one for our team."

### Point Guard

Lisa Guarneri and Emily Lipton will again battle for the starting point guard position with both seeing considerable playing time. Both players had good spring and summer workouts and will counted on to

direct the Hokies offensively this year. Lipton played in 30 games last season, 15 as a starter, averaging 15.2 minutes per game. She was third on the team in assists (1.6) and will look to step up both her assists and her scoring this season.

Guarneri handed out 82 assists (3.6/gm) while averaging 2.6 points per game after transferring from Illinois. She suffered a broken thumb just prior to her Virginia Tech debut at Clemson but still saw action against the Tigers. Guarneri worked on her outside shooting during the off-season and will be looked upon to provide a scoring threat from the perimeter.

"The point guard position is still somewhat of a question mark for us," said Henrickson. "I have said all along that either Lisa or Emily can step up and rise to the occasion to win the starting job or it can be done by committee. I really don't have a preference other than we have to get better at the position than we have been the last two years."

"I believe that either one or both are capable of improving their ball-handling skills, making better passing decisions and in general taking control of the team on the floor. They need to assume the responsibility and accountability of playing the point guard position for a top 25 basketball program which both have the ability to accomplish."

Fran Recchia could also see playing time at the point as a freshman. She averaged 15.8 points and 4.8 steals her senior year and was named to the *Fort Worth Star Telegram* "All Area" First Team. Recchia is a definite scoring threat from the outside, as she set a school



**The Hokies will look to senior Lisa Guarneri to provide perimeter scoring.**



**Junior Emily Lipton will be counted on to direct the offense this season.**

record at Marcus (Tex.) High School with nine three-pointers in a game.

"Fran has had the best high school experience to prepare a player to play the point guard position at the collegiate level," said Henrickson. "The system Fran played in high school is similar to what she will see in college where she was required to call various patterns. Fran understood where each player was supposed to be in the offensive set which is essential for a point guard."

"She is an offensive threat and shoots the ball well from behind the arc which is an added bonus that might allow us to play her at the shooting guard position as well. We understand the transition for a freshman player to the collegiate game is tough and even tougher at the point guard position so we will not rush Fran into the lineup until she is ready."

## Shooting Guard

Chrystal Starling will see the bulk of the playing time at the shooting guard position after coming off the bench last season to finish as the Hokies' second-leading scorer. Mollie Owings will provide depth at the position as well.

Starling provides instant offense for Tech as she possess the ability to shoot the pull-up jumper or drive to the basket. She proved equally effective in drawing fouls on drives to the basket and getting to the free throw line where she led the BIG EAST in shooting percentage. Starling made 56 of her last 60 free throw attempts (.933) last season and led the Hokies in scoring and rebounding six times.

Owings saw action in 18 games last season and will be looked upon to back up Starling and distribute the ball to the post.

"Chrystal and Mollie give us the ability to not only create shots for themselves but also to create shots and drop passes to their teammates," said Henrickson. "Both also have the ability to help defensively by picking up the opponent's point guard and exerting more pressure."

Amy Lingenfelder will add another scoring threat from behind the arc. She averaged 7.9 points as a freshman at Georgia Tech and started 11 of the Yellow Jackets' last 12 games.

"Amy will add much needed help to our three-point attack," said Henrickson. "Her ability to shoot the three will open up the paint for our post players."

## Small Forward

Sarah Hicks returns for her senior season following a tremendous junior year. The Roanoke, Va., native once again led the Hokies from behind the arc with 42 treys, including four in back-to-back games at Richmond and Rutgers. Hicks had perhaps her best game of the year in Tech's BIG EAST debut at Rutgers against the nationally-ranked Scarlet Knights. She scored 18 points, had nine rebounds and four assists to go along with the four

three-pointers. Hicks continued her improvement as a rebounder, pulling down five or more rebounds 18 times last season and averaging 6.9 rebounds in the final 13 games of the season.

"Sarah had a fantastic junior year and matured as a player in understanding that she was more than just a shooter," said Henrickson. "She became a better defender and rebounder and we expect her to have an even better senior year with the growth and maturity she exhibited at the end of last season."

Starling may also see time at small forward along with sophomore Davina Simmons and freshman Kacy O'Brien, who scored over 2,000 points at Carlynton (Pa.) High School. Simmons missed most of last season after undergoing surgery on her right knee in mid-January.

"Davina has worked hard in the off-season to rehabilitate her knee and we look for her to contribute this season," said Henrickson. "She can penetrate off the dribble and is a good rebounder and brings great athleticism to the position when she is healthy."

O'Brien is a versatile player on both the offensive and defensive ends of the floor. She could see increased playing time as the season progresses in order to give Hicks a rest.

"Kacy has a tremendous basketball I.Q.," said Henrickson. "I like the intensity she displayed in high school and she is a great defender as well as a scorer. Kacy will give us some much needed depth at small forward. There were times last year when Sarah had to play too many minutes and she will help us in this area."

## Power Forward

Nicole Jones returns for her senior season and will look to be more of a force on the inside this year. Jones, the Most Valuable Player in the 2000 Lady Luck Classic, saw her production fall off last season battling against some of the best post players in the nation in the BIG EAST Conference. Jones tallied 17

points and eight rebounds in the Lady Luck championship game vs. Maine and pulled down five or more rebounds in nine games. Just one week after undergoing emergency appendectomy surgery, Jones returned to the lineup to score seven points against Providence.

"I think Nicole Jones is ready to have a great senior year," said Henrickson. "I really liked what I saw from Nicole last year when she stepped up and had good performances in the games that Tere Williams was injured. She had a good spring and worked hard on improving her play facing the basket, which will help open up the inside for us."

A pleasant surprise for the Hokies last season was the rapid development of freshman Ieva Kublina, who proved to be a force on both ends of the floor. Kublina brings versatility to the Tech lineup, where opponents have to guard her both on the perimeter as well as on the inside. Kublina shot 34.2 percent from behind the arc last season and connected on three treys in games against both Notre Dame and Georgetown. In her first collegiate start, at West Virginia,

she responded with 11 points, 11 rebounds and four blocks.

"Ieva is very skilled on the perimeter which will allow her to play at either the power forward or center positions," Henrickson said. "We feel like she can have similar numbers to those Tere Williams had as a sophomore but acquire them in much different way. With all of the things she had to overcome last season, such as the language barrier, being away from home and adjusting to how much more physical and faster the game is played at this level, I thought she handled those things very well and had a great freshman season."

A couple of freshmen will provide depth at the position. Erin Gibson and Rayna Dubose, while having the height for the post position, could also see playing time at small forward with each contributing in a different manner. Gibson is an excellent passer and has the ability to distribute the basketball from the high post while Dubose, much like Kublina, has three-point

*Continued on next page*



**Ieva Kublina had an outstanding freshman season and is a threat to score from the inside and outside.**

## Outlook

*Continued from previous page*

range which can be used to draw the defense out of the paint.

"Erin and Rayna have the necessary skill level to face the basket but they have different offensive talents," said Henrickson. "All of our post players have the ability to also play power forward which gives us the flexibility on offense to attack the basket in a number of ways."

## Center

In addition to the small forwards who will also see time in the post, Christina Strother returns for her junior season. Strother was hampered by a shoulder injury all of last year and underwent arthroscopic

surgery on her right shoulder just after the 2001-02 campaign. She is expected to be at full strength by the start of the season. With Williams out of the lineup and Jones playing in her first game since the emergency appendectomy, Strother played one of her best games of the year against Providence, scoring nine points with seven rebounds, two blocks and one steal.

"Chrissy has the potential to be a rebounding force when she is healthy and we will look for her to continue to make strides in her post play," said Henrickson. "Also, as the freshmen grow accustomed to the physical play on the inside at the collegiate level, our overall depth will improve greatly and allow us to use different rotations as the situation dictates."

## Outlook

The loss of Tere Williams and Amy Wetzel will present this year's edition of the Virginia Tech women's basketball team with big shoes to fill both on and off the court. A returning class, including three starters and nine letterwinners, will provide the Hokies with an experienced group that realizes what it takes to compete on the national level. The returnees, along with the outstanding recruiting class, will provide Tech with one of its most versatile and athletic rosters to date.

The combination of experience and youth along with a winning tradition makes the possibility of a fifth 20-win season and another postseason appearance a very

obtainable goal. The foundation is in place for continued success as the Hokies head into the season.

"Our seniors had great spring and summer practices and are ready for outstanding seasons," said Henrickson. "We have a combination of players who are willing to lead and those who are willing to be led and you have to have those two components in a team. Our young players respect what the upperclassmen have been through and what it has taken for them to be successful."

"Leaders will emerge as the year progresses and each of our seniors brings something a little different to the table. The seniors have prepared themselves to be leaders and I'm excited about all of our player's efforts as we prepare to start the season."

# 2001-2002 Roster

## Alphabetical Listing

No.	Name	Pos.	Hgt.	Yr.	Hometown (High School or College)
15	Rayna DuBose	C	6-3	Fr.	Columbia, Md. (Oakland Mills)
54	Erin Gibson	C	6-2	Fr.	Galax, Va. (Carroll County)
21	Lisa Guarneri	G	5-8	Sr.	Piscataway, N.J. (University of Illinois)
30	Sarah Hicks	G/F	6-0	r-Sr.	Roanoke, Va. (Lord Botetourt)
31	Nicole Jones	F/C	6-1	Sr.	Vienna, Va. (James Madison)
14	Ieva Kublina	F/C	6-4	So.	Riga, Latvia (Trinity Episcopal)
34	Amy Lingenfelder	G	5-8	So.	Fairfax, Va. (Georgia Tech)
20	Emily Lipton	G	5-7	Jr.	Crofton, Md. (St. Mary's)
33	Kacy O'Brien	G	5-11	Fr.	Pittsburgh, Pa. (Carylnton)
12	Mollie Owings	G	5-9	Sr.	Hyattsville, Md. (St. John's College)
10	Fran Recchia	G	5-7	Fr.	Flower Mound, Tex. (Marcus)
42	Davina Simmons	F	6-0	So.	Winston-Salem, N.C. (North Forsyth)
22	Chrystal Starling	G/F	5-11	Jr.	Syracuse, N.Y. (Nottingham)
51	Christina Strother	C	6-2	Jr.	Capitol Heights, Md. (Suitland)

## Numerical Listing

No.	Name	Pos.	Hgt.	Yr.	Hometown (High School or College)
10	Fran Recchia	G	5-7	Fr.	Flower Mound, Tex. (Marcus)
12	Mollie Owings	G	5-9	Sr.	Hyattsville, Md. (St. John's College)
14	Ieva Kublina	F/C	6-4	So.	Riga, Latvia (Trinity Episcopal)
15	Rayna DuBose	C	6-3	Fr.	Columbia, Md. (Oakland Mills)
20	Emily Lipton	G	5-7	Jr.	Crofton, Md. (St. Mary's)
21	Lisa Guarneri	G	5-8	Sr.	Piscataway, N.J. (University of Illinois)
22	Chrystal Starling	G/F	5-11	Jr.	Syracuse, N.Y. (Nottingham)
30	Sarah Hicks	G/F	6-0	r-Sr.	Roanoke, Va. (Lord Botetourt)
31	Nicole Jones	F/C	6-1	Sr.	Vienna, Va. (James Madison)
33	Kacy O'Brien	G	5-11	Fr.	Pittsburgh, Pa. (Carylnton)
34	Amy Lingenfelder	G	5-8	So.	Fairfax, Va. (Georgia Tech)
42	Davina Simmons	F	6-0	So.	Winston-Salem, N.C. (North Forsyth)
51	Christina Strother	C	6-2	Jr.	Capitol Heights, Md. (Suitland)
54	Erin Gibson	C	6-2	Fr.	Galax, Va. (Carroll County)

## Roster Breakdown

Starters Returning	Ppg	Rpg
Sarah Hicks	9.7	5.3
Nicole Jones	5.1	3.4
Lisa Guarneri	2.6	2.3
Emily Lipton	1.7	0.8
Letterwinners Returning	Ppg	Rpg
Chrystal Starling	10.5	4.4
Ieva Kublina	7.8	5.0
Christina Strother	3.3	2.1
Davina Simmons	3.1	1.6
Mollie Owings	1.6	1.1

Newcomers	Ht.	Cl.	Pos.
Rayna DuBose	6-3	Fr.	C
Erin Gibson	6-2	Fr.	C
Amy Lingenfelder	5-8	So.	G
Kacy O'Brien	5-11	Fr.	G
Fran Recchia	5-7	Fr.	G

## Pronunciation Guide

Chrystal	CHRIS-stal
Davina	DAH-vee-nah
Guarneri	GWAH-nair-ee
Ieva	E-ev-ah
Kublina	KOO-blee-nah
Recchia	Rake-ia

**Head Coach:** Bonnie Henrickson; **Assistants:** Angie Lee, Karen Lange, Katie Patton

**Administrative Assistant:** Kyra Elzy **Athletic Trainer:** Ron Esteban

# COACHES



*“Our players benefit from the care and concern shown  
by our coaches in every aspect of their lives.”*

*– Coach Bonnie Henrickson*



# Bonnie HENRICKSON

HEAD WOMEN'S BASKETBALL COACH

## One of the Best

*Bonnie Henrickson has guided her team to at least 20 wins and into postseason play in each of her four years as a head coach*

Bonnie Henrickson is no stranger to success, and she continues to establish herself as one of the nation's brightest young coaches.

In four seasons as the head mentor at Virginia Tech, Henrickson, 38, has led the Hokies to a 92-33 record, three trips to the NCAA Tournament and their first trip the Women's National Invitation Tournament in 2000. Henrickson's 2000-01 team became the seventh 20-plus win team in Hokie history and her fourth straight as the Virginia Tech head coach.

Last year Henrickson may have given her best performance as a head coach, leading the Hokies to a 22-9 overall record. The Hokies posted an 11-5 record and a fourth-place finish in Tech's inaugural season in the BIG EAST Conference.

In July 2000, she was the head coach of the women's USA Basketball R. William Jones Cup team that traveled to Taiwan for the Jones Cup competition and won the gold medal. This appointment marked her second stint working with a USA Basketball team, but first as the head coach.

In 1999, after losing one of the best senior classes to graduation and battling injuries all year long, Henrickson did an outstanding job keeping the

squad together and focused on its goals. Her team advanced to the second round of the WNIT with a 20-11 record overall, marking the third-straight winning season in as many years, third trip to postseason play and third 20-win season for Tech.

Her 1998-99 Hokies posted a school-best 28-3 record, including a trip to the NCAA Sweet 16. For her efforts, Henrickson was singled out as Atlantic 10 Coach of the Year after the Hokies finished 15-1 in conference play. She also was a finalist for national coach of the year honors. She was selected to be an assistant coach on Team USA that won the silver medal in Spain in the summer of 1999, competing in the World University games.

Entering the Tech position in 1997-98 with 10 years of collegiate coaching experience, Henrickson led the Hokies to a 22-10 mark, the second round of the NCAAs and the biggest turnaround in school history.

Her first season in Blacksburg also brought the school's first Atlantic 10 championship, its 300th win and two All-Americans. Henrickson's success didn't just begin with the 1997-98 season. Her previous four years as an assistant coach produced four trips to the NCAA Tournament and four



conference titles — two each with Tech and the University of Iowa.

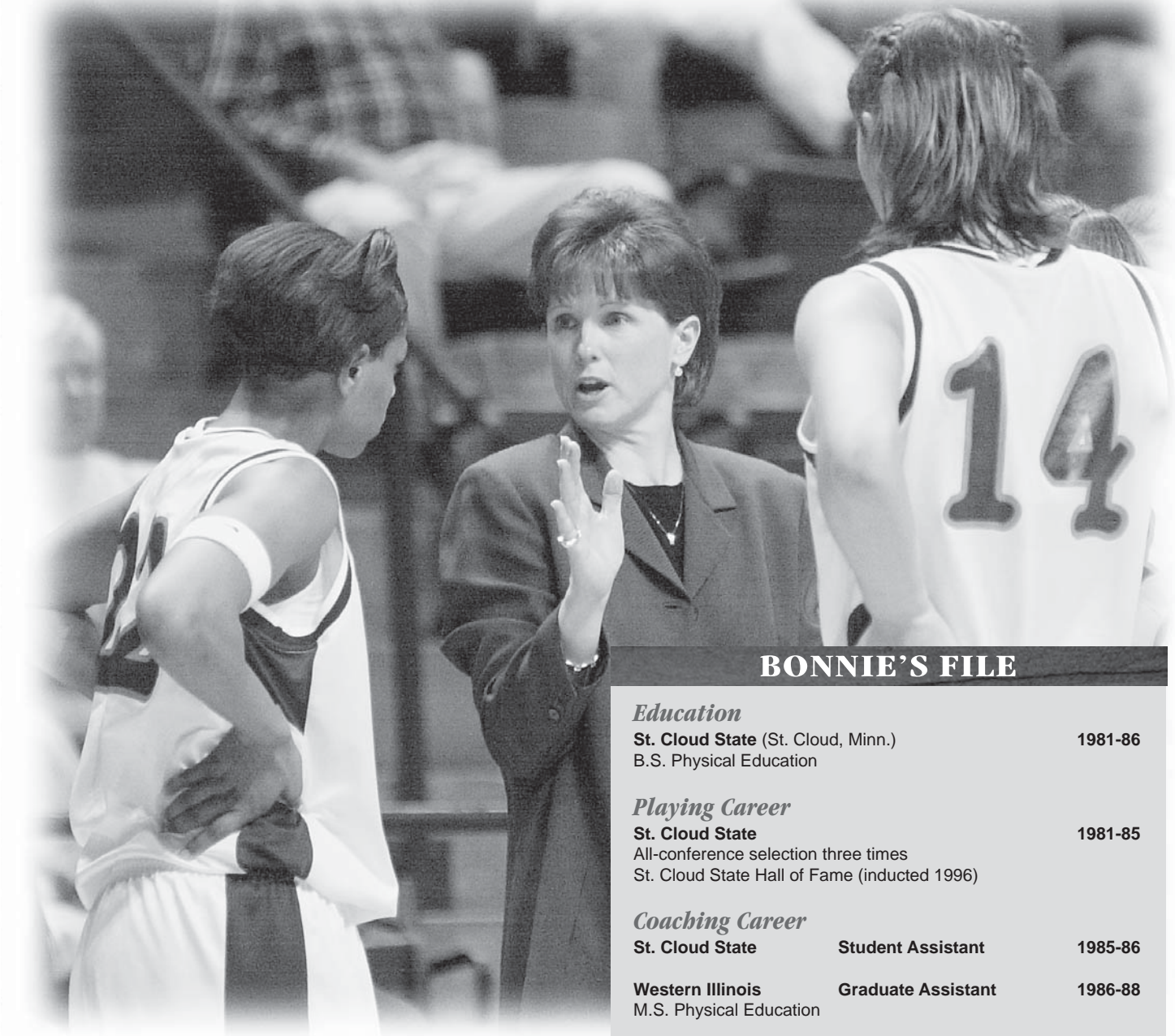
Henrickson's stint at Iowa also produced a Sweet 16 appearance by the Hawkeyes in 1996 and two Big 10 Conference Championships. In her two years, Iowa was a combined 45-14, 27-4 in 1996 and 18-10 in 1997. Her final contribution to Iowa before leaving for Tech was the signing of a recruiting class that ranked 18th in the nation.

Prior to taking the Iowa position, Henrickson helped the Hokies enjoy their greatest success to that point in her seven years as Carol Alfano's top assistant. Tech registered

three consecutive 20-win seasons from 1993 to 1995 and earned the school's first NCAA appearances in 1994 and 1995 while Henrickson served as associate head coach.

While she served as Tech's recruiting coordinator during her stay in Blacksburg, Henrickson was credited with signing some of the Hokies' biggest stars. Included in her list of impressive signees are former Hokies Christi Osborne and Jenny Root. Osborne was a three-time GTE Academic All-American while Root finished her career as the Hokies' all-time leading rebounder and earned Kodak Honorable





## BONNIE'S FILE

### *Education*

**St. Cloud State** (St. Cloud, Minn.) **1981-86**  
B.S. Physical Education

### *Playing Career*

**St. Cloud State** **1981-85**  
All-conference selection three times  
St. Cloud State Hall of Fame (inducted 1996)

### *Coaching Career*

**St. Cloud State** **Student Assistant** **1985-86**

**Western Illinois** **Graduate Assistant** **1986-88**  
M.S. Physical Education

**Virginia Tech** **Assistant Coach** **1988-93**  
**Associate Head Coach** **1993-95**

Metro Conference tournament title 1993-94  
NCAA first round 1993-94  
Metro Conference regular season title 1994-95  
NCAA second round 1994-95

**Iowa** **Assistant Coach** **1995-97**

Big 10 Conference regular season title 1995-96  
NCAA Sweet 16 1995-96  
Big 10 Conference tournament title 1996-97  
NCAA second round 1996-97

**Virginia Tech** **Head Coach** **1997-**

Atlantic 10 Tournament title 1997-98  
NCAA second round 1997-98  
Atlantic 10 regular-season title 1998-99  
Atlantic 10 Coach of the Year 1998-99  
NCAA "Sweet 16" 1998-99  
WNIT "Sweet 16" 1999-00  
NCAA second round 2000-01

Mention All-America honors. Root also was tabbed 1995 Metro Conference Player of the Year.

Henrickson recruited All-American Lisa Witherspoon as well as such career statistical leaders as Michelle Houseright and Katie O'Connor. She was also the first Tech coach to evaluate Tech standout Tere Williams.

Henrickson, a Willmar, Minn., native, graduated from St. Cloud State University in 1986. As a player, she helped SCSU win three Northern Sun Conference championships and advance to three NCAA Division II quarterfinals.

In her four years as a player, Henrickson helped SCSU compile a 97-25 overall record including a 31-4 mark in her sophomore season. She still ranks among the school leaders in points (4th - 1,731), rebounds (3rd - 995), free throws (1st - 507) and free throw percentage (4th - .790). She also was named to the all-conference team three times. Henrickson served as team captain as a junior and senior.

She later earned her master's in physical education from Western Illinois University in 1988 while serving as a graduate assistant coach with the women's basketball team.

Virginia Tech has made four consecutive postseason appearances, including three trips to the NCAA Tournament. To what do you attribute this continued success at such a high level?

We have been fortunate to have very talented players in the program who are committed to accepting the philosophy and the challenges that were set by the staff. The tremendous leadership provided by the juniors and seniors every year has been extremely important and has allowed us, in a very short period of time, to create a history and tradition of what is expected of every team each year. Also, the athletic department has made a tremendous commitment to the program by providing us with all the resources necessary to develop a great schedule and recruit on a national level.

# Q&A *With Bonnie*

**Given the great success of the program, how do you think this year's team will respond to such high standards?**

This group of players has never experienced anything but winning, so they don't expect to be anything but successful. You hope this attitude is passed along from class to class and I believe this year's team has a full understanding of what it takes to get to the postseason. The challenge for the upperclassmen is to communicate to the incoming players the amount of commitment, hard work and

unselfishness they must have to continue our success. I think we have demonstrated this winning attitude with every team where our best players have given us the best effort. When you do that you can be successful and I feel like we still have that attitude in place with our upperclass this season.

**After finishing fourth in Tech's inaugural season in the BIG EAST, what were your impressions of the league and how will last year's experience help in your second season in the conference?**

I was pleased with the fourth-place finish in the BIG EAST. I thought we handled all of the newness in the league very well since we had never played anyone in the conference before last year. The last two games of the regular season were on the road against teams we had never seen before in unfamiliar surroundings. That creates a situation where the players have a great deal of information to absorb in a short time. This year we will have a comfort level in that we will know the opponents better and we will be more familiar with their facilities.

The conference was as good as it was touted to be and was competitive for us from top to bottom. Our fourth-place finish was where I thought we should be going into the season so I was pleased we were able to reach that expectation. I thought we continued to get better and



competed very well in the league. We played well at home against Notre Dame and at Rutgers early in the season so I think we proved we belonged and were capable of competing against the top programs in the conference. Our challenge now is to move up in the league.

### **How do you replace two of the Hokies best-ever players in Tere Williams and Amy Wetzel?**

I have said all along that we will not replace Amy and Tere with two players but with several players. They were both special athletes who had very different playing styles and different leadership abilities. It would be asking too much to ask two players to step in and replace them, but we have some young players who have played major roles in the past and those roles will be increased this season. Our returning group of players has worked hard to prepare for the season and they knew the time would come when Amy and Tere would not be there. The experience Amy had in handling pressure situations at the end of games can only be duplicated by our younger players experiencing that same kind of pressure. We will have to replace Tere's numbers differently by having everyone rebound better and we will put some new things into the offense and be better at the things we have done in the past. We have a chance to be a better defensive team which hopefully will create more offensive opportunities and we bring a wide variety of offensive skills to the table.

### **How has the team reacted to the coaching staff changes?**

We were fortunate to be able to handle the transition as smoothly as we did in that we were able to get the staff in place before the players left for the summer. The players had at least a couple of weeks to work with the two new members of the staff as well as learning the new roles of the two internal promotions. The

staff did a good job of communicating with the players over the summer through working the summer camps, phone conversations and email. Kyra Elzy brings the experience of working with a program that competes for national championship every year. She also has a master's degree in sports psychology and has some great ideas which will help our players focus even better. Angie's experience as a head coach as well as our friendship and professional relationship for the last 13 years made the decision to bring her into the program an easy one. She brings both a wealth of experience and enthusiasm to the team. It has been interesting to watch the players reaction to her because she has a very different style than any other member of the staff but she has already had a positive effect on the team. Karen played for both Angie and I at Iowa and Katie played for me at Tech, so the four of us have been through some battles together. I am very excited about working with the staff and look forward to the season ahead.

### **How has affiliation with the BIG EAST Conference helped in your recruiting efforts?**

The opportunity to sell the BIG EAST has played a major role in our ability to attract a better player to the program. Great players want to play both with and against great players in front of great fans. We bring all three of those components together at Virginia Tech. We believe the affiliation with the BIG EAST was the final piece of the puzzle in the development of the program.

### **Why should a student-athlete consider playing at Virginia Tech?**

We are fortunate to have the opportunity to be a part of one of the finest academic institutions in the nation. Virginia Tech offers a diversity in its academic curriculum that is hard to match by anyone. Whatever academic interests a

## **BONNIE'S PHILOSOPHY**

*"When I was hired in the spring of 1997, I communicated very clearly to our team that we would compete in the classroom just as we do on the basketball court. In our first team meeting in the fall we established goals for the year. The first goal was to achieve the highest GPA of any team in our program's history. Upon researching the numbers, we achieved the goal after our first academic semester. The quality of education at Virginia Tech is and has been nationally recognized for years. Our student athletes have the opportunity to use the resources on campus and we believe our best resources are our faculty. Over 90% of our classes are taught by full-time faculty who are attracted to Virginia Tech because of its commitment to research. Last spring over 60% of our team was recognized by the Athletic Department at a spring luncheon after having achieved a GPA of 3.0 or better. They were then named to the Athletic Director's Honor Roll.*

*"As we recruit student athletes, not only is the quality of play a priority but the quality of the person. We have first class citizens who are tremendous role models to the young children in this community. The qualities we look for are honesty, integrity and self-discipline. We select people who are overachievers and who won't settle for less from themselves or those around them. Our student athletes are outstanding representatives of Virginia Tech.*

*"On the court, we look for young women who possess qualities that are the backbone of every great team. Communication, trust, collective responsibility, caring and pride. We want players who are unselfish; who expect to work hard; who play with a huge heart and who are willing to pay the price for our team to be successful. These young women realize they are part of something bigger than themselves.*

*"Our family here in Blacksburg is a unique makeup of people from very diverse backgrounds. The common thread that runs through every family member is loyalty to each other. The people in our program are caring, giving, respectful and committed to each other not just as teammates and coaches but as sisters, brothers, dads and moms. The life skills we learn everyday on the basketball court, in lockerrooms, airports and hotels will forever be a part of how we react to employers, employees, husbands and children. We are learning and creating habits that last a lifetime.*

*"There isn't a day that goes by that I don't get an email, note, phone call or stopped for a conversation by an individual about the impact one of my players has had on them or someone in their life. I am proud to have my players as daughters for the rest of my life."*

prospective female student-athlete might have will be offered on our campus. The quality of the degree as well as the opportunity to network nationally after graduation with alumni who are in hiring positions is fantastic here. We continue to receive feedback on how surprised our recruits are to see how many Virginia Tech graduates they come in

contact with throughout the country and how many Tech stickers they now see. The climate of the campus and the surrounding area make this a true college town. We are one of the top entertainment opportunities for people in Southwest Virginia which excites players in knowing they are going to perform in front of large crowds every night.



# Angie LEE

**ASSISTANT COACH**

Angie Lee joined the Virginia Tech staff in May of this year and brought with her an impressive resume.

Lee was a member of the University of Iowa women's basketball staff for 11 years as both an assistant and head coach. After serving as assistant coach from 1989-1995, Lee was named as the head coach and quickly made her presence felt throughout the Big Ten Conference.

In the first three seasons under Lee, the Hawkeyes captured the Big Ten regular season championship in '96 and '98 and won the Big Ten tournament in 1997. Lee was named the 1996 Associated Press Division I Coach of the Year after guiding Iowa to a 27-4 season and an appearance in the NCAA "Sweet 16."

Lee served as an assistant coach for the 1998 USA Basketball Jones Cup team which posted a 5-0 record in Taipai, Taiwan. In her career, Lee has coached four WNBA and ABL players.

Prior to her years at Iowa, Lee was an assistant coach at Western Illinois University. At WIU, Lee met Tech head coach Bonnie Henrickson who was a



graduate assistant. Henrickson served for two years on Lee's staff at Iowa before becoming head coach at Virginia Tech.

At Tech, Lee oversees the Hokies' recruiting efforts. She served in similar positions as an assistant coach at both Western Illinois and Iowa.

Lee also is responsible for coaching Tech's talented post players.

A 1984 graduate of the University of Iowa, Lee has a bachelor's degree in physical education and received a master's degree in athletic administration and philosophy of sport from Iowa in 1987.

## *A few moments with Coach Lee*

### **What attracted you to become an assistant coach at Virginia Tech?**

First and foremost was my friendship and working relationship with Bonnie. I have tremendous respect for her as a person and also for the vision that she has for this program. Our beliefs and philosophies are very similar. Second, it was important to see that the administration here has made a commitment to the women's basketball program not only from a financial standpoint, but also in their support of Bonnie's vision for the program, which must be in place to compete at the highest level. Third, this is a great academic institution in a wonderful community where young adults have a great opportunity to learn and grow.

### **What is your recruiting philosophy?**

Recruiting is about balance and getting the right fit. It is taking the time to know them not only as players but also as people. Recruiting is like putting a puzzle together, you can't force the pieces to fit and then expect it to stay together, you have to work with the pieces until they naturally fit in place, and once in place they hold together to make the big picture.

### **What are the keys to being a successful recruiter?**

A successful recruiter is someone that totally and completely believes in the head coach and the vision that coach has for the program. A successful recruiter is someone who can be themselves, who is honest, dedicated and cares about something bigger than themselves. A recruiter must be persistent and have the ability to talk with all kinds of people, from all walks of life, and care about those people and their life.

## **ANGIE'S FILE**

### *Personal*

Birthplace: Paxton, Ill.  
Hometown: Paxton, Ill.

### *Education*

High School: Paxton  
College: University of Iowa, 1980-84  
Graduate: University of Iowa, 1985-87

### *Coaching Experience*

Asst. Coach: W. Illinois U., 1987-89  
Asst. Coach: University of Iowa, 1989-95  
Head Coach: University of Iowa, 1995-2000

### *Postseason Honors*

Iowa - 1996, '98 Big Ten Champions  
Iowa - 1997 Big Ten Tourn. Champions  
Iowa - Three NCAA Appearances  
Iowa - 1996 NCAA "Sweet 16"  
Iowa - 1996 Associated Press  
Division I Coach of the Year  
Iowa - 1996 College Sports Magazine  
Division I Coach of the Year  
Iowa - 1996 Converse/WBCA  
District IV Coach of the year



# Karen LANGE

**ASSISTANT COACH**

Since joining the Tech staff, Karen Lange has been a part of four of the Hokies' most memorable seasons — including last year with the Hokies' entrance into the BIG EAST Conference.

Lange, formerly Clayton, underwent a name change in June 2000 when she was married to Cory Lange.

Lange, now in her fifth season on the Hokies' bench, came to Tech after a standout career at the University of Iowa. In her time as the Hawkeyes' point guard, Lange received All-Big Ten Conference and academic all-conference nods, in addition to leading Iowa to an appearance in the NCAA Final Four in 1993.

As a player at Iowa, when Bonnie Henrickson was an assistant coach there, Lange led the 1995-96 Hawkeyes to the NCAA "Sweet 16". She dished out a team-

leading 136 assists, while committing only 60 turnovers in 31 games.

Lange helped lead the Hawkeyes to the 1993 and 1996 Big Ten Championships in addition to Iowa's impressive NCAA runs. Lange and the Hawkeyes were honored as the NCAA's top defensive unit in 1993.

As well as being an outstanding player and coach, Lange is an NATA certified trainer. While at Iowa, she pulled double-duty by serving as trainer for the Hawkeyes' nationally-ranked field hockey team.

A native of Raleigh, N.C., Lange received her bachelor's degree in exercise science from Iowa in 1996. She assists in the monitoring of academics, recruiting, scouting and the instruction of Tech's guards.

Under the tutelage of Lange and the rest of the coaching staff, the Hokies

claimed the conference defensive player of the year in 1999 and 2000.

## KAREN'S FILE

### *Personal*

Birthplace: Winston-Salem, N.C.  
Hometown: Raleigh, N.C.

### *Education*

High School: Needham B. Broughton (N.C.)  
College: University of Iowa, 1996

### *Playing Experience*


University of Iowa, 1992-96

### *Coaching Experience*

Virginia Tech, 1997-Present

### *Postseason Honors*

Iowa - 1993 NCAA Final Four  
Iowa - 1994 NCAA second round  
Iowa - 1996 NCAA Sweet 16  
Iowa - 1993 & 1996 Big Ten Champ.  
Iowa - 1993 NCAA Top Def. Team  
Virginia Tech - 1998 NCAA second round  
Virginia Tech - 1999 NCAA "Sweet 16"  
Virginia Tech - 2000 WNIT "Sweet 16"  
Virginia Tech - 2001 NCAA second round



### *A few moments with Coach Lange*

#### **What aspect of your new position do you look most forward to?**

I think the aspect of my new position that I look most forward to will be creating relationships with high school and AAU coaches involved with the young ladies that we recruit as well as the high school players themselves. My new position is definitely a different and difficult challenge for me professionally but one that I am very excited to have the opportunity to be a part of within our program.

#### **How does it feel to work with two staff members who were your coaches in college?**

Bonnie and Angie have both been a very big part of my development as both a college player and now as a coach within the profession. I am very thankful to have the opportunity to work with the both of them together once again because of the quality of people they are, their knowledge of the game, their loyalty, and most importantly the confidence they have in me as a colleague. I have learned all that I know about being a successful coach on and off the court from Bonnie and Angie and am very excited about the chance to continue to learn from two people who are very special to me.



# Katie PATTON

ASSISTANT COACH

Katie Patton is in her first season as assistant coach for the Hokies after serving for two years as administrative assistant.

Patton, formerly O'Connor, underwent a name change this past summer when she was married to Steve Patton, a 1999 Tech graduate.

As the program's administrative assistant, Patton helped the Hokies to two NCAA Tournament berths. She previously served as a student assistant for one year following her playing career at Virginia Tech.

As administrative assistant, Patton was responsible for the daily operation of the basketball office as well as the coordination of Tech's booster club, the Hokie Hardwood Club.

Patton, a native of Chapel Hill, N.C., was a four-year starter for the Hokies from 1995-99. She helped lead Tech to an Atlantic 10 Conference tournament title in 1998, an A-10 regular-season title in 1999 and to two NCAA Tournament appearances.

In her senior season, the program enjoyed its most successful year, posting a 28-3 record, a "Sweet 16" appearance and the program's highest ranking of No. 9. As a senior, she was also named the Atlantic 10 Conference's most improved player.

In her new role, Patton will assume on-court coaching responsibilities and will work with the Tech guards and also serves as director of women's basketball summer camps.

Patton graduated from Tech in May 2000 with a bachelor's degree in interdisciplinary studies.

## KATIE'S FILE

### *Personal*

Birthplace: Boulder, Colo.  
Hometown: Chapel Hill, N.C.

### *Education*

High School: Durham Academy  
College: Virginia Tech, 2000

### *Playing Experience*


Virginia Tech, 1995-99

### *Coaching Experience*

Adm. Asst.: Virginia Tech, 1999-2001  
Asst. Coach: Virginia Tech, 2001-present

### *Postseason Honors*

Virginia Tech - 2000 WNIT "Sweet 16"  
Virginia Tech - 2001 NCAA second round



### *A few moments with Coach Patton*

#### **What excites you the most about your new position on the women's basketball staff?**

The aspect that I am most excited about in my new position is that I will have a chance to do more coaching on the floor. It was frustrating at times last year when I could not correct on the court and I have been excited since last spring to have the opportunity to work with the players on the floor. In terms of position, I will be working with the wings and I am excited about the potential that we have there to develop. I will also be more involved in scouting our opponents and that is something that I look forward to and know will help me improve as a coach. More than anything, I am excited to have the chance to help develop this program into one that will contend for a National Championship!

#### **How did your previous position as administrative assistant prepare you to become assistant coach?**

I think that as the administrative assistant I was exposed to more of the things that go on behind the scenes. Being in the program previously as a player, I understood what our philosophy was and what was expected, but did not realize all that goes into preparing a winning team. Last year, I was able to see this and also contribute. I now know the processes behind game day preparation, travel, recruiting, and many things that I had not been exposed to before. In my role as administrative assistant, I gained valuable experience that will help me to handle my responsibilities this year better.



# Kyra ELZY

## ADMINISTRATIVE ASSISTANT

In her first year as the program's administrative assistant, Kyra Elzy comes to Virginia Tech from the University of Tennessee.

As administrative assistant, she is responsible for team travel arrangements, scheduling community service events and working with the women's basketball summer camps.

As a member of the Tennessee women's basketball team, Elzy was part of two national championship teams.

Elzy received her undergraduate degree from Tennessee in May, 2000 in psychology with a minor in sport management. She received a master's in May of this year in cultural studies in education with an emphasis in sports psychology.

At Tennessee, Elzy was named to the Dean's List every semester while in graduate school and was named to the 2000 Southeastern Conference All-Academic team. Elzy also was a three-time

Lady Vol Academic Achiever which is given to student-athletes maintaining a 3.0 GPA for the year. She was the 1999 recipient of the Lady Vol Student-Athlete Award which honors athletes who have overachieved in the classroom and in their particular sport for the current school year.

### *A few moments with Kyra Elzy*

#### **What has the transition been like from a player to the position of administrative assistant?**

The transition from being a player to an administrative assistant has definitely been any eye opening experience. This transition has made me respect and appreciate my former coaches at the University of Tennessee more than I ever have. I'm realizing that being a part of a basketball coaching staff is more than just coaching and that's what you don't understand when you are a player.

#### **How has your experience as a player prepared you for this position?**

Being a player has prepared me for this position because I know what it takes to be committed, dedicated, and disciplined while working with a group of people toward one common goal.

#### **What attracted you to Virginia Tech?**

Bonnie and her coaching staff were big reasons I wanted to work with this program, and most importantly I felt at home in just one visit! Also, the area is so beautiful.




## WOMEN'S BASKETBALL SUPPORT STAFF



**Ron Esteban**  
Athletic Trainer



**Torye Hurst**  
Sports Information



**Dr. Duane Lagan**  
Team Physician



**Jennifer Negley**  
Student Manager



**Diane Santolla**  
Secretary



*Virginia Tech exemplified Nicole's dream university since she first visited the campus. Her desire to attend and play here solidified after she met the team and got to know the coaches. Her experiences in basketball and her friendships with teammates and coaches will be a part of her life for many years to come. Our thanks to the coaches for always giving a little 'something extra.'*

— George and Cynthia Jones





# Meet the HOKIES





# Lisa GUARNERI

# 21

Guard • 5-8 • Sr. • Piscataway, N.J. • University of Illinois

Transferred to Virginia Tech from the University of Illinois in January, 2000 ... Became eligible to participate at the end of the fall semester ... Has the ability to pass and create the high percentage shot ... Also is an outside shooting threat ... Has a passion for the game.

**2000-01:** Sat out the first eight games of the season to fulfill the NCAA residency requirements ... Played in 23 games with 15 starts ... Suffered a broken thumb on her right (non-shooting) hand just days before her Virginia Tech debut at Clemson ... Second on the team in assists ... Handed out five or more assists in six games ... Scored her first points as a Hokie against UNC Asheville in the Lady Luck Classic on a three-point play when she was fouled by her sister Jessica ... Scored seven points with five rebounds and five assists against UNC Asheville (12/28) in the Lady Luck Classic ... Tallied eight points and dished out eight assists against Maine (12/29) in the Lady Luck Classic championship game ... Five points, four rebounds, four assists and four steals at Boston College (1/17) ... Four points, four rebounds and five assists vs. Georgetown (1/20) ... Scored five points with three assists, two rebounds and one steal against No. 3 Connecticut ... Career-high 10 assists at West Virginia (2/14).

**1999-2000:** Sat out to fulfill the NCAA residency requirements after transferring from Illinois.

**1998-99 (Illinois):** Played in all 31 games for the Illini and started 26 ... An Academic Big Ten selection, she helped lead

Illinois to a 19-12 overall record, 10-6 in the Big Ten and advance to the second round of the NCAA Tournament ... Averaged 4.5 points, 2.9 rebounds, 3.7 assists and 1.3 steals a contest ... Led the team in assists (116), 13th best for a single season in UI history ... Ranked third on the team in three-point field goals made (20) and steals (40) and fifth in rebounds (91) ... Scored eight points and tallied four steals in NCAA

Tournament win against Louisville ... Pulled down seven boards in NCAA Tournament game against Clemson ... Scored a career-best 16 points, hitting 6-of-7 shots from the field and 4-of-5 from three-point range at Marquette ... Dished out a career-best nine assists at Minnesota.

**1997-98 (Illinois):** Played in 29 games in her first year ... Averaged 1.5 points and 1.3 rebounds a game ... Finished fourth on the team in assists with 62, fifth-highest freshman total ... Led the team in assists in seven

## Lisa's Bests

Points .....	8 vs. Maine, 12/29/00
FG Attempted .....	7 vs. UConn, 2/7/01 and vs. Notre Dame, 1/3/01
FG Made .....	3 vs. Maine, 12/29/00 and vs. UNC Asheville, 12/28/00
3PT FG Attempted .....	6 vs. Notre Dame, 1/3/01
3PT FG Made .....	2 vs. Notre Dame, 1/3/01
FT Attempted .....	3 vs. Connecticut, 2/7/01
FT Made .....	2 vs. Providence, 2/21/01
Rebounds .....	5 vs. UNC Asheville, 12/28/00
Assists .....	10 at West Virginia, 2/14/01
Blocks .....	1 vs. Boston College, 2/18/01 and vs. Connecticut, 2/7/01
Steals .....	4 at Boston College, 1/17/01



## Guarneri's Statistics

Year	G	GS	MP	FGM-Att	Pct.	3PTM-Att	Pct.	FTM-Att	Pct.	Reb.	Avg.	A	TO	Blk	ST	TP	Avg.
00-01	23	15	479	21-61	.344	9-36	.250	9-16	.563	53	2.3	72	63	2	26	60	2.6

contests ... Career-high seven points on two three pointers against Penn State in the Big Ten Tournament ... Also had seven points against Ohio State and Colorado ... Career-high six assists against Purdue.

**High School:** Four-year starter ... Led Piscataway High

School to a 29-2 record and the New Jersey state championship as a senior ... Earned MVP honors at the 1997 state tournament ... Averaged 16.0 points, 6.9 assists, 5.2 steals and 4.7 rebounds as a senior ... Two-time all-state selection by the

AP Coaches and the *New Jersey Star Ledger* ... Nominated for New Jersey Athlete of the Year ... All-state in field hockey as well.

**Odds and Ends:** Lisa Christine Guarneri ... Born 11/8/79 in Jacksonville, Ill. ... Lefthanded ... Daughter of Lou

and JoJo Guarneri ... Has three sisters and a brother ... Member of National Honor Society and finished ranked in top five of her high school class ... Would like to coach after college ... Majoring in health, nutrition, foods and exercise.





# Sarah HICKS

# 30

G/F • 6-0 • Sr. • Roanoke, Va. • Lord Botetourt H.S.

A pure shooter who gives Tech depth at guard or small forward ... Started every game last season ... Second on the Virginia Tech career three-point field goals made list ... Has developed into a strong rebounder ... Displays good range ... Comes from an excellent basketball background ... Possesses the work ethic needed to succeed at this level ... Spent summer of 1999 and 2000 touring Europe with Athletes in Action.

**2000-01:** The Hokies' main outside threat who developed into one of the top rebounders on the team ... Third on the team in scoring ... Second in rebounds and first in defensive rebounds ... Led team in three-point field goals made ... Second in field goals made ... Second in minutes played ... Second in assists and tied for second in steals ... Named to the *Tallahassee Democrat* All-Tournament team ... Had a double-double at Richmond (12/2) with 16 points and 10 rebounds ... Scored in double figures 17 times ... Pulled down five or more rebounds 18 times ... Had nine or more rebounds in six games ... Led team in scoring three times and rebounding nine times ... Scored 18 points, including four three-pointers, with nine rebounds at No. 7 Rutgers (12/6) ... Had 12 points, including two treys, and nine rebounds against No. 17 Virginia (11/30) ... Dropped in 15 points, including three treys, with seven rebounds against Georgetown (1/20) ... Had 17

points and nine rebounds at Syracuse (1/31) ... 18 points on 7-of-11 shooting with three treys and nine rebounds at West Virginia (2/14) ... Scored 15 points with nine rebounds against Boston College (2/18) ... 11 points, four rebounds and four assists at St. John's (2/27) ... Scored six points, had four assists and two steals against No. 23 Villanova in the BIG EAST Tournament ... Against top-ranked Notre Dame in the semifinals, scored six points with five assists ... Scored 14 points with eight rebounds vs. Denver in NCAA First Round.

**1999-00:** Tech's best outside shooter as well as one of the best in the Atlantic 10 Conference ... Played in all 31 games and started 23 ... Fifth on the team in scoring, averaging 9.7 points a game ... Also averaged 4.6 rebounds and tied for second on the team, averaging 2.5 assists per game ... Shot 39.7 percent (114/287) from the field and 69.2 percent (36/52) from the line ... Hit 25.7 percent (36/140) from three-point range ... Also had 11 blocked shots and 18 steals ... Scored in double figures in 16 games ... Led the Hokies in scoring four times, rebounding five times, assists four times, blocked shots four times and steals once ... Had one double-figure rebounding game and one double-double to her credit ... 15th in assists in the Atlantic 10 Conference in scoring in all games ... 11th in assists in conference games only ... One double-figure

### Sarah's Bests

Points .....	21 vs. Liberty, 11/15/99
FG Attempted .....	18 at Oregon, 11/27/99
FG Made .....	9 at La Salle, 1/16/00
3PT FG Attempted .....	15 vs. Duke, 11/27/99
3PT FG Made .....	5 (twice)
FT Attempted .....	8 vs. Providence, 2/21/01
FT Made .....	6 vs. Providence, 2/21/01
Rebounds .....	10 at Richmond, 12/2/00 and at La Salle, 1/16/00
Assists .....	7 at Richmond, 12/2/00
Blocks .....	2 vs. UMass, 1/4/98 and 2 at La Salle, 1/16/00
Steals .....	3 (three times)



### Hicks' Statistics

Year	G	GS	MP	FGM-Att	Pct.	3PTM-Att	Pct.	FTM-Att	Pct.	Reb.	Avg.	A	TO	Blk	ST	TP	Avg.
97-98	25	0	232	37-80	.463	15-40	.375	17-26	.654	39	1.6	19	25	2	3	106	4.6
98-99	(redshirted)																
99-00	31	23	908	114-287	.397	36-140	.257	36-52	.692	144	4.6	78	70	11	18	300	9.7
00-01	31	31	895	107-246	.435	42-108	.389	44-59	.746	164	5.3	84	60	6	29	300	9.7
Totals	87	54	2035	258-613	.421	93-288	.323	97-137	.708	347	4.0	181	155	19	50	706	8.1

rebounding game ... 20 or more points three times ... Named to the all-tournament team at the Pepsi Shootout at Oregon ... Eight points on 4-of-8 shooting from the field, pulled down two rebounds and handed out two assists against Georgia State in the first round of the WNIT (3/16) ... Two points, nine rebounds, four assists and two steals against Rhode Island in the first round of the Bell Atlantic Atlantic 10 Conference Tournament (3/3) ... Six rebounds and two assists against UMass in the quarterfinals (3/4) ... 21 points on 7-of-12 shooting from the floor, including 5-of-10 from

three-point range, pulled down nine rebounds, one assist and one block ... 20 points on 7-of-12 shooting from the floor, including five three-pointers, pulled down nine rebounds against then-ranked No. 16 Oregon (11/27) ... 17 points on 7-of-12 from the field, 2-of-4 from three-point range, three assists and two steals vs. Appalachian State (11/30) ... Four three-pointers against then-20th ranked Duke (12/8) ... 18 points on 9-of-13 shooting from the field, pulled down 10 boards, two assists, two blocks and two steals at La Salle (1/16) ... 17 points,

six rebounds, four assists and a steal against Duquesne (12/5) ... 13 points, seven rebounds, season-high six assists and a blocked shot at Dayton (2/27) ... In that game, hit three-pointer that pulled Tech within one point late in the game and then hit three-pointer with nine seconds left to seal the victory.

**1998-99:** Redshirted the season after undergoing offseason shoulder surgery to both her left and right shoulders.

**1997-98:** Led the Tech team in 3-point field goal percentage at 37.5 percent (15-34) ... Averaged 4.2 points and

1.6 rebounds in her rookie campaign ... Played 9.3 minutes per game in 25 of Tech's 32 contests ... Went 6-of-11 from the field for 17 points in Tech's 89-36 win over UMBC ... Also added five rebounds in that contest ... Followed with seven points and two assists in the Hokies' 69-64 loss to Siena ... Finished with seven points and three rebounds in conference-opening win over Rhode Island ... Had nine points on 3-of-3 shooting from 3-point range in 65-57 win over La Salle ... Added 12 points with two 3-pointers in 84-73 win over St. Bonaventure ... Helped Tech with nine points and five boards in a 99-86 loss at Duquesne ... Had seven points, five rebounds and five assists in Tech's Atlantic 10 tournament first-round win over Fordham ... Came up big with 12 points, including two 3-pointers, in Tech's 73-72 A-10 semifinal win over George Washington.

**High School:** Four-year letterwinner at forward for Coach David Wheat at Lord Botetourt High School ... Helped lead Lord Botetourt to back-to-back Group AA state championships ... Averaged over 16 points and seven rebounds per contest ... Accolades included first team all-state and all-region honors ... Was tabbed Timesland Player of the Year as well as district co-player of the year ... All Timesland as well as VHSCA honoree ... Led all scorers with 19 points as her West squad defeated the East, 94-63, in the Virginia High School All-Star Classic ... Her AAU team captured the Virginia state title four consecutive years ... Also lettered in softball for Coach Andy Ward and in volleyball for Coach Jane Fresh while at Lord Botetourt ... Earned all-district honors in volleyball.

**Odds and Ends:** Sarah Maria Hicks ... Born 8/21/79 in Roanoke, Va. ... Ambidextrous ... Daughter of Robert Hicks, Jr., and Cindy Hicks ... Graduated in spring 2001 with a bachelor's degree in human services ... Currently enrolled in graduate school in counselor education.





# Nicole JONES

# 31

F/C • 6-1 • Sr. • Vienna, Va. • James Madison H.S.

Brings outstanding rebounding skills to the Tech middle ... Creative player inside who finds ways to score ... Runs the floor well in transition and possesses excellent touch around the basket ... Her strength and intensity make the Hokies' strong post game even better ... Has 28 career double-figure scoring games ... Two career double-doubles ... Underwent emergency appendectomy surgery on Feb. 13 and missed games at West Virginia and at home vs. Boston College but played only eight days later against Providence ... Named Most Valuable Player of the 2000 Lady Luck Classic.

**2000-01:** Played in 29 games with 28 starts ... Named Most Valuable Player of the 2000 Lady Luck Classic ... Sixth on the team in scoring ... Sixth in rebounding ... Fourth in blocked shots ... Fifth in minutes played ... Scored 10 points against James Madison (11/21) ... Tallied eight points and pulled down six rebounds against No. 17 Virginia (11/30) ... Scored 10 points with four rebounds, three steals and one block vs. UNC Asheville (12/28) ... Had 17 points on 6-of-9 shooting from the field with eight rebounds against Maine (12/29) in the championship game of the Lady Luck Classic ... Credited with six points, six rebounds and one steal against Georgetown (1/20) ... In first game back following appendectomy, scored seven points against Providence (2/21).

**1999-00:** Played in all 31 games starting in 30 ... Averaged 9.7 points, 6.4 rebounds, 1.1 assists and 1.1 steals a games ... Scored in double figures 13 times ... Pulled down double-figure rebounds four times ... Two double-doubles ... Led the team in scoring four times, rebounding seven times, assists once, steals six times and blocked shots six times ... 15th in the Atlantic 10 in free throw percentage and 12th in offensive and defensive rebounds in all games ... In conference games only, she was 17th in rebounding ... Selected to the 1999 Virginia Lottery-Hokie Hardwood Classic all-tournament team ... Four points, 10 rebounds, three assists and a blocked shot against Maryland in the second round of the WNIT (3/18) ... 15 points on a perfect 7-of-7 from the floor, including the first three-pointer of her career, pulled down five rebounds and dished out a career-high four assists against Georgia State in the first round of the WNIT (3/16) ... 15 points on 6-of-10 shooting from the floor and 3-of-4 from the free throw line, eight rebounds and one steal against UMass in the quarterfinals of the Bell Atlantic Atlantic 10 Conference Tournament (3/4) ... 11 points on 5-of-6 shooting from the floor, 1-of-2 from the line, four rebounds and three steals against Rhode Island in the first round (3/3) ... Season-high 20 points on 8-of-11 shooting from the field and a perfect 4-of-4 from the free throw line, pulled

### Nicole's Bests

Points .....	22 vs. Fordham, 1/2/99
FG Attempted .....	13 vs. Fordham, 2/6/00
FG Made .....	9 (twice)
FT Attempted .....	14 vs. Hampton, 12/29/99
FT Made .....	10 vs. Hampton, 12/29/99
Rebounds .....	21 vs. Hampton, 12/29/99
Assists .....	4 vs. Virginia, 11/30/00 vs. Georgia State, 3/16/00
Blocks .....	3 vs. Temple, 1/21/00
Steals .....	4 at Syracuse, 1/31/01



### Jones' Statistics

Year	G	GS	MP	FGM-Att	Pct.	3PTM-Att	Pct.	FTM-Att	Pct.	Reb.	Avg.	A	TO	Blk	ST	TP	Avg.
98-99	31	15	616	87-144	.604	0-0	.000	51-93	.548	123	4.0	15	51	9	29	225	7.3
99-00	31	30	951	108-194	.557	1-2	.500	83-117	.709	199	6.4	34	77	18	33	300	9.7
00-01	29	28	647	53-102	.520	0-1	.000	43-72	.597	100	3.4	14	51	9	25	149	5.1
Totals	91	73	2214	248-440	.563	1-3	.333	177-282	.628	422	4.6	63	179	36	87	674	7.4

down five rebounds, one blocked shot and one assist at Dayton (2/27) ... In that game, scored the tying and game-winning baskets ... 17 points on 7-of-8 shooting from the floor and 3-of-5 from the line, seven rebounds, one block and two steals at Duquesne (2/20) ... 16 points and a career-high 21 rebounds against Hampton in first round of Hardwood Classic (12/29) ... Tied Cassell Coliseum record for most rebounds in a game ... 14 points, five rebounds and three steals at Virginia (12/20) ... 12 points and 10 rebounds, two blocks and two steals against George Washington (1/9) ... 11 points, five rebounds, three assists and one steal against then-No. 3 ranked Georgia (11/27) ... Nine points and 10 rebounds and three assists against La Salle (2/24).

**1998-99:** Worked her way into the starting lineup midway through the season ... Started 15 games and was one of only four Hokies to play in all 31 games ... Averaged a team-fifth 7.3 points per game ... Also averaged 4.0 rebounds per game ... Averaged 9.9 points per game in conference play ... Shot an impressive 60.4 percent from the field, a Tech freshman record ... Named to the Atlantic 10 All-Rookie team ... Named Atlantic 10 Rookie of the Week twice during the season ... Scored in double figures 11 times ... Tallied a career-best 22 points off the bench against Fordham ... Also led all scorers with 21 points at Rhode Island ... Contributed 17 points and six rebounds versus Akron in the first round of the Diamond Club Classic ... Added 14 assists and 26 steals in her first season ... Scored nine points and added four rebounds versus second-ranked Tennessee in the NCAA East Regional ... Also added two steals against the Volunteers ... Ranked the 43rd-best incoming freshman prior to the season by Athlon.

**High School:** Played center for Coach Pat Deegan at national power James Madison High School ... Helped the Warhawks to two Virginia Class 3A state runner-up spots ... JMHS was ranked as high as 12th nationally in the USA

**Today poll ...** Served as team captain as both a junior and senior ... Ended her career with over 1,600 points ... Averaged 16.6 points and 10 rebounds per game as a senior ... Twice earned all-region and all-state

honors ... Was named two-time most valuable player of the Liberty District ... Averaged 19 points and 10 rebounds per outing as a junior ... Tabbed as one of the top players in Virginia by *USA Today*.

**Odds and Ends:**  
Nicole Michele Jones ... Born 4/8/80 in Fairfax, Va. ... Righthanded ... Daughter of George and Cynthia Jones ... Enrolled in marketing management.





# Mollie OWINGS

# 12

Guard • 5-9 • Sr. • Hyattsville, Md. • St. John's College H.S.

Aggressive player with tremendous athletic ability ... Gives the team a spark off the bench both offensively and defensively ... Possesses strength and quickness and is an automatic asset to the Tech defense ... Strong leaper and rebounder ... Makes Tech's transition game even better.

**2000-01:** Saw limited action in a reserve role ... Played in 18 games ... Scored season-high six points vs. Liberty (11/17) and Pittsburgh (2/11) ... Credited with a season-high four rebounds at No. 3 Notre Dame (1/13) ... Six points on 3-of-3 shooting with three rebounds against Liberty ... Scored four points with one rebound and one steal at Clemson (12/18) ... Had two points, three assists, one board and a career-high three blocks against UNC Asheville (12/28) ... Scored one point with four rebounds and one assist at No. 3 Notre Dame ... Registered two points, one rebound and one steal vs. No. 3 Connecticut (2/7) ... Tied season-high with six points vs. Pittsburgh in addition to three rebounds and one assist.

**1999-00:** Played in 28 games and started two ... Averaged 3.0 points and 1.5 rebounds per game ... Two points, four rebounds and three assists against Maryland in the second round of the WNIT (3/18) ... Finished with two points and two assists against Georgia State in the first round of the WNIT (3/16), her first start ... Six points, four rebounds, five assists and two steals against Rhode Island in

the first round of the Bell Atlantic Atlantic 10 Conference Tournament (3/3) ... Five points, two rebounds and one steals against UMass in the quarterfinals (3/4) ... 11 points on 4-of-6 shooting from the field and 3-of-5 from the free throw line, one rebound and an assist against Hampton (12/29) ... Eight points and one rebound, helping Tech to win over La Salle (2/24) ... Scored six points, pulled down three

### Mollie's Bests

Points ..... 11 vs. Radford, 11/22/98 and vs. Hampton, 12/29/99  
 FG Attempted ..... 7 vs. La Salle, 2/7/99  
 FG Made ..... 4 (three times)  
 3PT FG Attempted .... 3 vs. Radford, 12/9/00 and vs. La Salle, 2/7/99  
 3PT FG Made ..... 1 (five times)  
 FT Attempted ..... 5 vs. Hampton, 12/29/99  
 FT Made ..... 3 vs. Duquesne, 1/8/99 and vs. Hampton, 12/29/99  
 Rebounds ..... 5 vs. Duquesne, 2/20/00  
 Assists ..... 5 vs. Rhode Island, 3/3/00  
 Blocks ..... 3 vs. UNC Asheville, 12/28/00  
 Steals .... 3 vs. Radford, 12/9/00 and vs. St. Bonaventure, 1/15/99



### Owings' Statistics

Year	G	GS	MP	FGM-Att	Pct.	3PTM-Att	Pct.	FTM-Att	Pct.	Reb.	Avg.	A	TO	Blk	ST	TP	Avg.
98-99	17	0	122	11-31	.355	2-8	.250	8-12	.667	28	1.6	5	17	2	8	32	1.9
99-00	28	2	303	37-70	.529	1-7	.143	10-21	.476	43	1.5	30	33	5	4	85	3.0
00-01	18	0	139	10-25	.400	2-9	.222	7-13	.538	20	1.1	13	9	5	5	29	1.6
Totals	63	2	564	58-126	.460	5-24	.208	25-46	.543	91	1.4	48	59	12	17	146	2.3





rebounds and had two assists at Dayton (2/27) ... Outstanding defensive performance in that game, aiding the Hokies to the win ... Eight points, one rebound and two assists against Appalachian State (11/27) ... Six points, three rebounds, two assists at La Salle (1/16) ... Six points and three assists against Rhode Island (1/6) ... Four points and four rebounds at Radford (1/2).

**1998-99:** Played shooting guard in 17 games ... Averaged 7.2 minutes per game ... Averaged 1.9 points and 1.6 rebounds per game ... Had a career-best 11 points versus Radford ... Added six points versus La Salle.

**High School:** Lettered four years for Coach Marie Williams at St. John's College High School ... Hurt her knee prior to her senior season ... Returned from rehabilitation to average 10.3 points and 7.8 rebounds per game and aided St. John's to a 32-1 record ... Named an honorable mention All-American by *Street & Smith's* ... She was honored with the JC Penny's Women's Sports Foundation Scholarship Award ... Earned *USA Today* All-America honors as both a junior and a senior ... Also named to the *Washington Post* All-Area team in her junior and senior seasons ... Was All-WCAC in helping St. John's to the WCAC title in 1998 ... Averaged 16.8 points and 9.4 rebounds per game as a junior ... St. John's posted a 56-7 record during her playing career ... She helped the school to the No. 1 ranking in the *Washington Post* poll ... St. John's also finished ranked No. 22 in the country in the *USA Today* Top 25 poll ... Owings helped her AAU squad to five regional championships and five national championship appearances ... She earned AAU All-America honors as a 12-year old.

**Odds and Ends:** Anna Amalia Owings ... Born 5/18/80 in Silver Spring, Md. ... righthanded ... Daughter of Jeff and Maria Owings ... Enrolled in marketing.



# Chrystal STARLING

# 22

G/F • 5-11 • Jr. • Syracuse, N.Y. • Nottingham H.S.

Provides instant offense ... 2000 Atlantic 10 All-Rookie Team ... 2000 Third-Team All-Atlantic 10 Conference ... Named Atlantic 10 Player of the Week twice, once as player of the week and once as rookie of the week ... Led BIG EAST Conference in free throw percentage ... Adds speed and quickness to the Tech lineup ... Athletic player who brings a knack for scoring ... Can play multiple positions ... Scores off the dribble well ... Poses an offensive threat from the perimeter ... Suffered dislocated shoulder in the

summer while a member of the BIG EAST All-Star team but should be available by the start of the season.

**2000-01:** Played in 31 games ... Scored in double figures 17 times ... Pulled down five or more rebounds 12 times ... Second in scoring ... Second in field goals made and tied for second in three-point field goals made ... Third in free throws made ... Third in steals and blocks ... Pulled down a career-high nine rebounds vs. Boston College and at West Virginia ... Set career-highs for free throws

### Chrystal's Bests

Points	24 vs. Hampton, 12/29/99
FG Attempted	20 vs. Dayton, 1/28/00
FG Made	9 vs. Hampton, 12/29/99 and at LaSalle, 1/16/00
3PT FG Attempted	5 at Rutgers, 12/06/00
3PT FG Made	3 vs. Notre Dame, 1/13/01 and vs. Xavier, 1/30/00
FT Attempted	10 at Providence, 2/3/01
FT Made	10 at Providence, 2/3/01
Rebounds	9 vs. Boston College, 2/18/01 and at West Virginia, 2/14/01
Assists	6 vs. Rhode Island, 1/6/00
Blocks	3 vs. La Salle, 2/24/00
Steals	4 vs. Dayton, 1/28/00

made and attempted with a 10-for-10 performance at Providence (2/3) ... Had eight points and eight rebounds against James Madison (11/21) ... Dropped in 15 points vs. Michigan State in the *Tallahassee Democrat Classic* (11/25) ... 11 points, including two three-pointers, at No. 7 Rutgers (12/6) ... 10 points and six rebounds with two treys and three steals at Clemson (12/18) ... Dropped in 17 points with seven rebounds and two steals at Old Dominion (12/21) ... 13 points with two steals and two blocks against Maine in the Lady Luck Classic Championship game (12/29) ... Scored 11 points, including three treys, with two steals at No. 3 Notre Dame (1/13) ... 10 points, two blocks and two steals at Boston College (1/17) ... Tallied 11 points and two steals at Syracuse (1/31) ... 12 points, included a career-high 10-of-10 at the free throw line, at Providence (2/3) ... Scored 13 points with four rebounds and two steals against Pittsburgh (2/11) ... Dropped in a season-high 23 points on 8-of-10 shooting with nine boards, two treys and one

block at West Virginia (2/14) ... 10 points, nine rebounds, one block and one steal vs. Boston College (2/18) ... 18 points, six rebounds, two assists, one block and one steal against Providence (2/21) ... Had nine points, five rebounds and two assists at St. John's (2/27) ... Tallied 21 points in win over No. 23 Villanova in the BIG EAST tourney ... Led team with 20 points against Denver in NCAA First Round ... Scored ten points with five rebounds and one block at Texas Tech in NCAA Second Round.

**1999-00:** Played in all 31 games and started 23 ... Moved into starting lineup in the Virginia game due to an injury and started every game for the rest of the season ... Second-leading scorer on the team, averaging 11.1 points ... Pulled down 3.8 rebounds a game, dished out 2.5 assists and 1.4 steals per contest ... Double figures in scoring 18 times ... Led the team in scoring six times, rebounding four times, assists seven times, steals 10 times and blocked shots four times ... 15th in the Atlantic 10 Conference in scoring in all games ... Ninth in



### Starling's Statistics

Year	G	GS	MP	FGM-Att	Pct.	3PTM-Att	Pct.	FTM-Att	Pct.	Reb.	Avg.	A	TO	Blk	ST	TP	Avg.
99-00	31	23	890	132-288	.458	13-29	.448	66-87	.759	119	3.8	78	104	9	42	343	11.1
00-01	31	0	764	108-254	.425	15-50	.300	93-107	.869	136	4.4	49	83	14	27	324	10.5
Totals	62	24	1654	240-540	.444	28-79	.354	159-194	.820	255	4.1	127	187	23	69	667	10.8

scoring and 11th in steals in conference games only ... 20 or more points twice ... Nine points, four rebounds, five assists and a steal against Maryland in the second round

of the WNIT (3/18) ... 10 points on 5-of-10 shooting from the floor, pulled down two rebounds, dished out a game-high six assists and finished with two steals against Georgia

State in the first round of the WNIT (3/16) ... 10 points, four rebounds and four assists against UMass in the quarterfinals of the Bell Atlantic Atlantic 10 Conference

Tournament (3/4) ... Four points, seven rebounds and one assist against Rhode Island in the first round (3/3) ... Career-high 24 points on 9-of-12 shooting from the field, 1-of-1 from three-point range, pulled down eight rebounds, two assists, one blocked shot and one steal against Hampton (12/29) ... 20 points, two rebounds, three blocked shots and four steals against Dayton (1/28) ... 16 points on 7-of-11 shooting from the field, 2-of-2 from the free throw line, pulled down five rebounds, two assists and a steal against Southern Utah (11/26) ... 19 points, four rebounds, four assists, one blocked shot and two steals at La Salle (1/16) ... 16 points against George Washington (1/9) and at Temple (1/21) ... 14 points and three rebounds at Xavier (2/10) ... 14 points, two assists and two steals against Duquesne (12/5) ... 14 points, eight rebounds, one assist and two steals at Duquesne (2/20).

**1998-99:** Practiced with the team but was not eligible to play.

**High School:** Averaged 24 points and 12 rebounds for Coach Wiletta Spease at Nottingham High School ... Was named Central New York Player of the Year after her senior season ... Also shared Onondaga League Co-Player of the Year honors with Camille Murphy, who is now at Georgia ... She was the first player in Onondaga League history to reach 2,000 points ... Her 2,052 career points broke the Central New York scoring record set by former UVa and current Utah Starzz standout Tami Reiss ... Was named the most valuable player of the Central New York All-Star Classic after leading all-scorers with 38 points ... She also amassed over 250 career assists ... Helped lead Nottingham to the 1996 Section Three Class B title.

**Odds and Ends:** Chrystal Louise Starling ... Born 7/23/80 in Syracuse, N.Y. ... Right-handed ... Daughter of David Starling and Gwen Starling ... Stepdaughter of Pelma Starling ... Favorite poet is Tech professor Nikki Giovanni ... Enrolled in English.





# Emily LIPTON

# 20

Guard • 5-7 • Jr. • Crofton, Md. • St. Mary's H.S.

Split point-guard duties with Lisa Guarneri for most of last season ... Worked hard in the off-season and is ready to make the next step ... Has helped to add depth at the point-guard position ... Improved decision-making skills from freshman to sophomore year ... Also provides Tech with a 3-point threat at the position ... Has a strong basketball background.

**2000-01:** Played in 30 games with 15 starts ... Made 27-of-33 free throw attempts (.818) ... Made 19 of her first 21 free throws to start the season ... Scored a career-high 11 points in season-opener against Liberty (11/17) ... Set career highs for free throws made and attempts with 7-of-8 effort vs. Liberty ... Had two assists and two steals against Liberty ... Recorded four points with two rebounds and two assists vs. James Madison (11/21) ... Handed out four assists with one steal and two rebounds against Michigan State (11/25) ... Scored eight points with three assists vs. Radford ... Was 6-6 from the line against Radford ... Handed out five assists and had two steals at Clemson (12/18) ... Credited with three assists and four rebounds against UNC Asheville (12/28) ... Dished out four assists and was credited with one steal at West Virginia (2/14) ... Scored four points and handed out three assists at Seton Hall (2/24) ... Credited with four assists, one steal and her second career block at St. John's (2/27) ... Had three assists and two steals vs. Denver (3/16) in NCAA First Round.

**1999-00:** Played in 24 games and started 14 ... Averaged 2.0 points and 2.2 assists a contest ... Two points and two assists against Georgia State in the first round of the WNIT (3/16) ... Six points, six assists and three steals against Rhode Island in the first round of the Bell Atlantic Atlantic 10 Conference Tournament (3/3) ... Eight points, four assists and four steals against Appalachian

### Emily's Bests

Points ..... 11 vs. Liberty, 11/17/00  
 FG Attempted ..... 6 vs. Appalachian State, 11/30/99  
 FG Made ..... 2 (three times)  
 3PT FG Attempted .... 2 vs. Notre Dame, 3/5/01 and vs. Miami, 1/7/01  
 3PT FG Made ..... 1 vs. Notre Dame, 3/5/01 and vs. Miami, 1/7/01  
 FT Attempted ..... 8 vs. Liberty, 11/17/00  
 FT Made ..... 7 vs. Liberty, 11/17/00  
 Rebounds ..... 5 vs. Duquesne, 12/5/99  
 Assists ..... 8 vs. Duquesne, 12/5/99  
 Blocks ..... 1 at Seton Hall, 2/24/01 and at St. John's, 2/27/01  
 Steals ..... 4 vs. Appalachian State, 11/30/99



### Lipton's Statistics

Year	G	GS	MP	FGM-Att	Pct.	3PTM-Att	Pct.	FTM-Att	Pct.	Reb.	Avg.	A	TO	Blk	ST	TP	Avg.
99-00	23	14	404	16-44	.333	3-11	.273	12-14	.857	18	0.8	51	58	0	21	47	2.0
00-01	30	15	455	10-37	.270	3-11	.273	27-33	.818	23	0.8	50	57	2	16	50	1.7
Totals	53	29	859	26-81	.321	6-22	.273	37-43	.861	41	0.8	101	115	2	37	97	1.8

State (11/30) ... Six points and six assists against Liberty (11/15) ... Five points, six assists and two steals against St. Bonaventure (2/17) ... Three points and a steal against Xavier (1/30) ... Three points, eight assists and two steals against Duquesne (12/5) ... Three points and one steals against La Salle (2/24).

**High School:**

Four-year letterwinner for Coach Harry Dobson at St. Mary's High School ... Was ranked among the top 10 point guards in the country by *USA Today* ... Graduated as St. Mary's career leader in points and steals ... Earned first-team all-county, All-Catholic League and All-Metro all four years of varsity play ... Was tabbed all-state as a sophomore, junior and senior ... Was a three-year pick as Catholic League, Metro and *Baltimore Sun* Player of the Year ... Became the first junior in St. Mary's history to score 1,000 points in a season ... Helped lead the Maryland Hurricanes to seven state championships and three top-12 national finishes ... Tabbed among the top 50 elite by the *Blue Star Report*.

**Odds and Ends:**

Emily Michelle Lipton ... Born 7/21/81 in Washington, D.C. ... Ambidextrous ... Daughter of Chet and Pam Lipton ... Father played baseball at the University of Maryland ... Brother attends the University of Maryland on a football scholarship ... Enrolled in health, nutrition, foods and exercise.





# Christina STROTHER

# 51

Center • 6-2 • Jr. • Capitol Heights, Md. • Suitland H.S.

Brings a strong, physical presence to the Tech inside ... Was hampered by a shoulder injury all last season ... Had arthroscopic surgery on right shoulder on March 20 ... Very athletic with good hands ... One of the most improved players on the team last season ... Saw playing time last season at the post and power forward positions in a reserve role ...

Possesses the potential to be a rebounding force ... Has an ability to score to go along with her strength.

**2000-01:** Improved as the season progressed ... Played in 29 games with one start ... Scored eight points with four rebounds at Clemson (12/18) ... Tossed in six points with two boards at Old Dominion ... Had four points and four rebounds

### Christina's Bests

Points .....	20 vs. Rhode Island, 3/3/00
FG Attempted .....	13 vs. Rhode Island, 3/3/00
FG Made .....	10 vs. Rhode Island, 3/3/00
FT Attempted .....	10 at West Virginia, 2/14/01
FT Made .....	7 at West Virginia, 2/14/01
Rebounds .....	7 vs. Providence, 2/21/01
Assists .....	1 (three times)
Blocks .....	2 (Three times)
Steals .....	2 vs. Rhode Island, 1/6/00 and vs. Georgia State, 3/16/00



### Strother's Statistics

Year	G	GS	MP	FGM-Att	Pct.	3PTM-Att	Pct.	FTM-Att	Pct.	Reb.	Avg.	A	TO	Blk	ST	TP	Avg.
99-00	22	0	210	22-44	.500	0-0	.000	12-23	.522	48	2.2	2	18	7	9	56	2.5
00-01	29	1	370	37-68	.544	0-0	.000	23-38	.605	62	2.1	5	43	8	7	97	3.3
Totals	51	1	580	59-112	.527	0-0	.000	35-61	.574	110	2.2	7	61	15	16	153	3.0

against No. 24 Villanova (1/23) ... Three points, four rebounds and one steal against Pittsburgh (2/11) ... Tossed in a season-high 15 points with five rebounds, one block and one steal at West Virginia (2/14) ... Set career marks for free throws made and attempted with 7-of-10 effort at West Virginia ... Had two points and three rebounds against Boston College (2/18) ... Nine points and a career-high seven rebounds against Providence (2/21) ... Tied career-high with two blocks vs. Providence ... Scored seven points vs. No. 1 Notre Dame in the semifinals of the BIG EAST Tournament.

**1999-00:** Played in 23 games ... Averaged 2.4 points and 2.1 rebounds a contest ... Shot 50.0 percent (22/44) from the field and 52.2 percent (12/23) from free throw line ... 1-of-2 from the free throw line, one rebound and two steals against Georgia State in the first round of the WNIT (3/16) ... Career-high 20 points on 10-of-13 shooting from the floor, five rebounds and two blocks against Rhode Island in the first round of the Bell Atlantic Atlantic 10 Conference Tournament (3/3) ... Seven points, four rebounds, one block and one steal against Rhode Island (1/6) ... Five points, four rebounds, a block and a steal against Radford (1/2) ... Five points and six rebounds at Fordham (2/6).

**High School:** Lettered four years at center for Coach Stephany Nolan at Suitland High School ... Helped lead Suitland to two Maryland state titles ... Was a second-team all-county selection and was among the *Reebok All-Star Girls Report* top 100 players and top 20 centers in the country ... Averaged over eight points and 10 rebounds per game as a junior to lead her squad to the Maryland Class 4A State Championship ... Also averaged over 10 points and 10 rebounds as a senior to help Suitland defend its state title.

**Odds and Ends:** Christina Erma Jean Strother ... Born 4/6/81 in Washington, D.C., she is the daughter of the late Suzette Strother and the niece of Kirsten Richardson ... Righthanded ... Enrolled in clothing and textiles.





# Ieva KUBLINA

# 14

F/C • 6-4 • So. • Riga, Latvia • Trinity Episcopal H.S. (Richmond, Va.)

Has added depth at the center position ... Can post up down low or can face the basket ... Also has a good three-point shot ... Good in the transition game ... Made impact coming off the bench and as a spot-starter ... Improved as the season progressed ... Will battle for starting spot in the post position ... Adds perimeter scoring threat from the post position ... Defensive skills improved during freshman season ... Developed shot blocking and rebounding skills.

**2000-01:** Played in all 31 games with three starts ... Scored in double figures in 11 games ... Two double-digit rebound games ... Had two double-doubles ... Led team and was among BIG EAST Conference leaders in blocks ... Fifth on the team in scoring ... Third in rebounds and second in offensive rebounds ... Fourth in three-point field goals made and fourth in free throws made ... Had six points and six rebounds in collegiate debut against Liberty (11/17) ... Nine points, six rebounds, one three-pointer and two blocks against James Madison (11/21) ... First career double-figure scoring game with 10 points at Richmond (12/2) ... Seven points and three boards at No. 7 Rutgers (12/6) ... Scored seven points with seven rebounds, three blocks and two assists against Radford (12/9) ... Tallied 16 points with one trey, five rebounds and two blocks against UNC Asheville (12/28) in the Lady Luck Classic ... 11 points, including three treys, three rebounds, and one assist against No. 3 Notre Dame and All-American

center Ruth Riley (1/3) ... Six points, seven rebounds and three blocks at No. 3 Notre Dame (1/13) ... Dropped in 10 points with five boards, one trey, one block and one steal at Boston College (1/17) ... Scored a career-high 19 points with seven rebounds, three three-pointers and one steal against Georgetown (1/20) ... 10 points and seven rebounds vs. No. 24 Villanova ... Recorded first career double-

### Ieva's Bests

Points ..... 19 vs. Georgetown, 1/20/01  
 FG Attempted ..... 12 vs. Notre Dame, 3/5/01 and vs. Georgetown, 1/20/01  
 FG Made ..... 7 vs. Georgetown, 1/20/01  
 3PT FG Attempted ..... 4 vs. Georgetown, 1/20/01  
 3PT FG Made ..... 3 vs. Georgetown, 1/20/01 and vs. Notre Dame, 1/3/01  
 FT Attempted ..... 9 vs. Pittsburgh, 2/11/01  
 FT Made ..... 8 vs. Providence, 2/21/01  
 Rebounds ..... 11 vs. Providence, 2/21/01 and at West Virginia, 2/14/01  
 Assists ..... 2 vs. Villanova, 1/23/01 and vs. Radford, 12/9/00  
 Blocks ..... 4 at West Virginia, 2/14/01  
 Steals ..... 2 vs. Providence, 2/21/01 and vs. Pittsburgh, 2/11/01



### Kublina's Statistics

Year	G	GS	MP	FGM-Att	Pct.	3PTM-Att	Pct.	FTM-Att	Pct.	Reb.	Avg.	A	TO	Blk	ST	TP	Avg.
00-01	31	3	642	87-199	.437	13-38	.342	55-85	.647	154	5.0	15	46	35	11	242	7.8





double with 11 points and 11 rebounds at West Virginia (2/14) ... Second career double-double with 18 points and 11 rebounds against Providence (2/21) ... Set career mark for free throws made and attempted with 8-of-10 effort vs. Providence ... 14 points on 5-of-7 shooting with nine rebounds, two blocks and a steal at St. John's (2/27) ... Scored 10 points and had five rebounds and a block in the BIG EAST Tournament ... Followed that with eight points, four rebounds and two blocks against top-ranked Notre Dame in the BIG EAST Tournament semifinals ... Had 11 points, six rebounds and one block against Denver in NCAA First Round ... Scored seven points with eight rebounds at No. 12 Texas Tech in NCAA Second Round.

**High School:** Averaged 16.8 points, 12.0 rebounds, 8.5 blocks and 5.0 assists per game as a senior at Trinity ... Helped Trinity to a 20-4 record in 1999-00, the League of Independent Schools' regular season and tournament championship, as well as advancing to the second round of the Virginia Independent State School's state tournament ... Selected first-team all-League of Independent Schools ... Second-team all-Metro by the *Richmond Times-Dispatch* ... Virginia Independent Schools all-state team honoree ... Top performances of senior season were two 28-point scoring games against Collegiate High and St. Gertrudes.

**Odds and Ends:** Member of the Latvian national team that participated in the 2000 European Championships in Poland in July ... Was selected to the all-tournament team at the qualifying rounds for the European Championships that took place in April ... Daughter of Ingrida Kublina and Indulis Kublins ... Enrolled in psychology.



# Davina SIMMONS

# 42

Forward • 6-0 • So. • Winston-Salem, N.C. • N. Forsyth H.S.

Missed most of the season after undergoing surgery on her right knee in mid-January to repair a torn meniscus and to repair defective cartilage ... Can penetrate off the dribble ... Has improved overall strength during off-season knee rehab ... Will add depth at the small forward position when healthy ... Good size and speed ... Rebounds well.

**2000-01:** Saw action in only nine games before undergoing knee surgery in mid-January ... Scored career-high eight points against Liberty (11/17) and UNC Asheville (12/28) ... Pulled down career-high five rebounds against Liberty and UNC Asheville ... Credited with a career-high two assists vs. Liberty and a career-high two steals vs. UNC Asheville ... Five points and two rebounds

### Davina's Bests

Points ..... 8 vs. UNC Asheville, 12/28/00 and vs. Liberty, 11/17/00  
 FG Attempted ..... 6 vs. UNC Asheville, 12/28/00  
 FG Made ..... 3 vs. UNC Asheville, 11/28/00  
 3PT FG Attempted ..... 1 vs. Liberty, 11/17/00  
 3PT FG Made ..... 0  
 FT Attempted ... 4 vs. UNC Asheville, 12/28/00 and vs. Liberty, 11/17/00  
 FT Made ..... 4 vs. Liberty, 11/17/00  
 Rebounds .... 5 vs. UNC Asheville, 12/28/00 and vs. Liberty, 11/17/00  
 Assists ..... 2 vs. Liberty, 11/17/00  
 Blocks ..... 0  
 Steals ..... 2 vs. UNC Asheville, 12/28/00



### Simmons' Statistics

Year	G	GS	MP	FGM-Att	Pct.	3PTM-Att	Pct.	FTM-Att	Pct.	Reb.	Avg.	A	TO	Blk	ST	TP	Avg.
00-01	9	0	70	9-18	.500	0-1	.000	10-16	.625	14	1.6	2	6	0	3	28	3.1

against Radford (12/9) ... Scored two points and grabbed one rebound at Clemson.

**High School:** Averaged 20.6 ppg and 9.5 rebounds a

contest before sustaining injury as a senior ... Was ranked one of the Top 10 players in the state of North Carolina ... Also rated as one of the top 150 players by *Hoopsmart* ...

Averaged 17.2 ppg, 8.3 rpg, 3.5 apg, 2.1 bpg, 3.8 spg as a junior.

**Odds and Ends:**  
Davina Amret Simmons ...  
Born 5/31/82 in Winston-

Salem, N.C. ... righthanded ... Daughter of Jeanette Simmons ... Was also an outstanding volleyball player in high school ... Enrolled in biology.





# Rayna DUBOSE

# 15

Center • 6-3 • Fr. • Columbia, Md. • Oakland Mills H.S.

Will add depth at both the center and power forward positions ... Has three-point range.

**High School:** Averaged 15.5 points, 13.1 rebounds and 3.0 blocks her senior year for


Coach Marcus Lewis ... Led the team in scoring and was the school's all-time leading scorer with 1,067 career points ... Was named one of the top 30 centers in the nation by *All-Star Girls Report*.

**Odds and Ends:** Rayna Lee DuBose ... Born 10/15/83 in Columbia, Md. ...

righthanded ... Daughter of Andrea and Willie DuBose ... Major is undecided.

*"Rayna brings a physical presence in the post in addition to being a very skilled player."*

— Bonnie Henrickson





# Erin GIBSON

# 54

Center • 6-2 • Fr. • Galax, Va. • Carroll County H.S.

Will add depth at both the center and power forward positions ... An excellent passer who has the ability to distribute the basketball from the high-post.

**High School:** In her career averaged 18.1 ppg, 12.3 rebounds, 2.5 blocks and 2.0 steals a contest for Coach Howard Mayo at Carroll County ... Shot 56.5 percent from the field and 71.0 percent from the line during her senior year ... Named Group AA Player of the Year by The Associated Press ... Coaches Association Player of the Year ... Southwest District and Region IV Player of the Year ... *Roanoke Timesland* Player of the Year ... First Team Southwest District, Region IV, All-State Group AA, *Bristol Herald Courier*, *Roanoke Times* ... Named to the All-State West Team.

**Odds and Ends:**

Erin Page Gibson ... Born 4/17/83 in Galax, Va. ... Right-handed ... Daughter of Jeanette Simmons ... Enrolled in health, nutrition, foods and exercise ... Was also an outstanding volleyball player in high school



*“Erin has exceptional hands around the basket and can not only score, but distribute the basketball to her teammates.”*

*— Bonnie Henrickson*



# Amy LINGENFELDER 34

Guard • 5-8 • So. • Fairfax, Va. • W.T. Woodson H.S.

A wing with great range ... Will provide scoring threat from three-point range.

**2000-2001:** Sat out to fulfill the NCAA residency requirements after transferring from Georgia Tech.

**1999-2000 (Georgia Tech):** Played in all 31 games, starting 11 of the last 12 contests ... Was fourth on the team with a 7.9 points per game scoring average ... Scored in double figures 12 times, including the last five contests ... Had seven points on 2-of-5 shooting from the floor in her collegiate debut, a 71-51 win against Georgia State ... Had career highs of 19 points and seven boards at Clemson ... Scored 10 points at Virginia ... Had 10 points in the Yellow Jackets 55-44 upset of 15th-ranked North Carolina ... Scored a game-high 14 points on 6-of-11 shooting (54.5 percent) in the Yellow Jackets 69-52 upset of 14th-ranked NC State ... Had a team-high 18 points with three assists and two steals in the Yellow Jackets win over NC State in the quarterfinals of the ACC Tournament ... Played a career-best 36 minutes against the Wolfpack ... Had 10 points, two assists and two steals in the ACC semifinals against Duke ... Tallied 11 points and five assists in WNIT victory over Chattanooga.

**High School:** Honorable mention *USA Today* All-American and a second-team All-Metro selection by *The Washington Post* as a senior ... Four-time first-team All-

Concorde District and All-Regional selection... Named MVP of her high school team all four years ... Led her team in scoring and rebounding all four years ... Named to the Virginia All-Star team as a senior ...

Honorable mention All-Met selection as a junior ... Was the top scorer in her region for public schools as a sophomore, averaging 23.9 points per game ... Made five appearances in AAU national championship tournaments with the Potomac Valley Vogues ... AAU team captured four regional titles from 1993-96 and won the junior national championship in 1996 ... Also lettered in tennis and soccer ... Was a starting defender on a state champion soccer team her junior season ... Won her high school's Academic Athlete Award all four years ...

National Honor Society member.

**Odds and Ends:** Amy Lingenfelder ... Born 1/26/81 in Ogden, Utah ... Right-handed ... Daughter of Chris and Carol-Ann Lingenfelder

... Starting defender on high school soccer state championship team ... Sister Christine plays basketball at Marymount University ... Enrolled is industrial and systems engineering.



*"Amy will add much needed help to our three-point attack. Her ability to shoot the three will open up the paint for our post players."*  
— Bonnie Henrickson



# Kacy O'BRIEN

# 33

Guard • 5-11 • Fr. • Pittsburgh, Pa. • Carylnton H.S.

A versatile player on both the offensive and defensive ends of the floor ... Will add depth at the small forward and shooting guard positions.

**High School:**

Associated Press small school Player of the Year ... Set school scoring record for boys and girls with 2,238 career points ... Sectional First team and Player of the Year selection all four years ... Attended 2000 WBCA Nike All-American Camp, Adidas National Camp, Roundball Classic ... Named 2000 *Street & Smith* All-American Honorable mention ... 2000 *USA Today* All-American Honorable Mention ... Attended 1999 Reebok Camp ... Pulled down 1062 career rebounds with 356 assists and 207 blocks.

**Odds and Ends:**

Kacy Lyn O'Brien ... Born 10/11/82 in Pittsburgh, Pa. ... Right-handed ... Daughter of Kenneth and Loretta O'Brien ... Major is undecided.



*“Kacy has a tremendous basketball I.Q. She will give us much needed depth at the small forward position which will reduce the number of minutes our starters had to play last season.”*

*— Bonnie Henrickson*



# Fran RECCHIA

# 10

Guard • 5-7 • Fr. • Flower Mound, Tex. • Marcus H.S.

Will add depth at the point-guard position ... Can post up down low or can face the basket ... Also has a good three-point jump shot ... Good in the transition game.

**High School:**

Averaged 15.8 points, 4.2 rebounds, 4.8 assists and 2.3 steals per game as a senior at Marcus ... Selected District 6-AAAAA Player of the Year ... Named to the *Fort Worth Telegram* "All Area" First team ... Set Marcus High School record with nine three-pointers in a game ... Set school mark with 32.0 percent career 3-pt. percentage and 82.0 career free throw percentage ... Named the team MVP her senior season and was selected to the


Texas Association of Basketball Coaches (TABC) All-Region team ... Named to the All-Tournament teams at the Bishop Lynch,

Arlington Classic and SWAAU Holiday tournaments.

**Odds and Ends:**

Frances Townsend Recchia

... Born 9/15/83 in Clarkston, Michigan ... Right-handed ... Daughter of Jane and Paul Recchia ... Enrolled in physical education.



*"Fran will be a great addition to our team and will provide depth at the point-guard position. She is a tremendous athlete who is used to winning and she will be a scoring threat from the outside."*

— Bonnie Henrickson



# REVIEW



*“Our first year in the BIG EAST Conference was a great experience, with the team finishing fourth in the league and advancing to the NCAA tourney.*

*We are looking forward to another competitive and successful year.”*

*– Sarah Hicks*

# 2000-2001 Review BIG EAST Debut

*Hokies' first year in new conference a big success, with 22 wins and a trip to the NCAA tourney*

The challenges awaiting the 2000-01 Virginia Tech squad entering the season would have been intimidating to many teams. However, the difficulty of competing for the first time in the BIG EAST Conference, one of the strongest leagues in the nation, and meeting the high standards set by the three previous teams were not only met but exceeded by head coach Bonnie Henrickson's fourth edition.

The luxury of having five starters returning from the 1999-00 team, which produced a 20-11 record and advanced to the "Sweet 16" of the WNIT, proved invaluable. The Hokies were ready to embark on a journey through a regular season schedule which would feature 14 games vs. teams that advanced to the 2001 NCAA Tournament as well as one contest against a WNIT Final Four participant.

Tech responded to the challenge with a 22-9 overall record, an 11-5 mark and fourth-place finish in the BIG EAST Conference, a first-round bye in the conference tournament, and the Hokies' third appearance in the NCAA Tournament in the past four years. The program continued to make an impact on the national level with victories over Top 25 teams Virginia and Villanova (twice) and wins over NCAA participants Liberty and Old Dominion. The Hokies also were ranked No. 25 in the March 11 Associated Press Poll

**The Hokies celebrate a big win during their first season in the tough BIG EAST.**

just prior to the start of the NCAA Tournament.

For the third consecutive season, Tech opened its season against in-state rival Liberty. Senior Tere Williams scored a game-high 17 points and pulled down eight rebounds as Tech broke open a tight game in the second half to win, 72-51. Liberty would go on to win the Big South Conference Tournament and advance to the NCAA Tournament.

James Madison was next on the schedule and the Hokies placed four players in double figures, led by senior Amy Wetzel's 18 points and six assists, to defeat JMU, 78-60. Williams again played an instrumental role as she

recorded the 24th double-double of her career with 13 points and 10 rebounds against the Dukes. JMU would go on to post a 23-10 record and advance to the WNIT Final Four.

Tallahassee, Fla., was the site for Tech's first road trip of the season as the Hokies played in the Tallahassee Democrat Classic hosted by Florida State University. Michigan State was the first-round opponent and the Spartans could manage only 21.7 percent from the field and 36 points against the tough Tech defense as the Hokies cruised to a 50-36 win. However, the Thanksgiving visit to the Sunshine State turned cloudy in the championship

game with a 77-57 loss to Florida State. The Seminoles shot 51.9 percent and controlled the boards 35-25 to hand Tech its first loss of the season. Williams and junior Sarah Hicks were named to the All-Tournament team.

Next up for the Hokies was the annual showdown with arch-rival Virginia. Tech trailed 45-33 with 11:32 remaining but responded with a 24-11 run, including Wetzel's running, 10-footer off the glass with only 3.7 seconds remaining, to give the Hokies a 57-56 win over the 17th-ranked Cavaliers.

Williams and Hicks each recorded double-doubles in Tech's next outing at Richmond, and the Hokies needed both performances to



narrowly pick up a 77-74 victory. Junior Chrystal Starling hit two free throws with one second left to seal the win. Williams scored 19 points with 11 rebounds while Hicks dropped in 16 points, including four treys, and tied a career-high with 10 rebounds. Hicks also handed out a career-high seven assists in the victory.

The schedule-makers did Virginia Tech no favors as the Hokies made their BIG EAST Conference debut at No. 7 Rutgers. Tech trailed by as many as 17 points in the second half but used a 12-0 run to get back in the game with 10:23 left. The Hokies, however, could get no closer and dropped a 61-53 decision. Hicks had another outstanding performance with an 18-point, nine-rebound effort including four treys.

New River Valley rival Radford proved to be no match for the Hokies as Tech opened the game with a 15-0 run and

never looked back in crushing the Highlanders, 71-45. Christina Strother led the way with 16 points and freshman Ieva Kublina had seven rebounds and three blocks.

The Hokies were anxiously awaiting the arrival of Lisa Guarneri who transferred to Tech in January from Illinois and would be eligible after fulfilling NCAA transfer requirements following the fall semester. Only days prior to her scheduled debut at Clemson, however, Guarneri broke the thumb on her right (non-shooting) hand. She still managed to play 19 minutes vs. the Tigers, but even with Guarneri, Clemson won 80-59 to hand Tech its third loss of the year.

With the BIG EAST Conference schedule looming at the start of the new year and following the loss at Clemson, the Hokies faced a pivotal game at Old Dominion. Tech responded with perhaps its

best half of the season shooting 60.9 percent from the field after intermission and connecting on 17-of-19 free throws to pull away for a 69-57 victory. Williams led the Hokies with 19 points and Starling came off the bench to add 17 points.

The 11th Annual Lady Luck Classic was next on the schedule and the Hokies proved to be too much for the competition defeating UNC Asheville, 85-47 in the first round and beating Maine 79-68 in the championship game. The Hokies captured the event for the eighth time in 11 years and have now advanced to the championship game of their tournament every year. Nicole Jones was voted the Most Valuable Player after her 17-point, eight rebound effort in the championship game and Tere Williams was named to the All-Tournament team.

With the coming of the new year, eventual national champion Notre Dame made its first appearance in Blacksburg. The game also marked Tech's first-ever BIG EAST home game and the Hokies proved to be up to the task. Despite Notre Dame connecting on 16-of-18 free throws and shooting 52.8 percent from the field, the Hokies still had a chance for victory in the game's waning moments.

After trailing by 10 at the half, Tech pulled to within three points with 3:34 remaining before the Irish closed the game on an 11-3 run to win, 75-64. All-America center Ruth Riley was dominant on the inside, leading the Irish with 27 points and eight rebounds. Williams led the Hokies with 17 points but the surprise of the

*Continued on next page*



**Chrystal Starling (above) and Nicole Jones (right) helped the Hokies to a fourth-place finish in the BIG EAST Conference.**



## Review

*Continued from previous page*

game was the play of Kublina who had 11 points, including three, three-point baskets, in only 15 minutes of action against Riley who would be voted the National Player of the Year at the end of the season.

Tech picked up its first BIG EAST victory with a dominating 64-51 win over Miami. The Hokies led by as many as 26 points in the second half behind Williams' 25th career double-double. The Chapel Hill, N.C. native dropped in 22 points and pulled down 12 rebounds to lead the way.

A return trip to South Bend, Ind. to face Notre Dame for the second time in 10 days was next on the agenda. However, the afternoon proved to be a long one as the Fighting Irish jumped out to a 19-4 lead on the way to a 75-55 win.

Despite a 1-3 conference record, the Hokies had played three of their first four BIG EAST games against top-10 opposition. Tech was set to begin to make its mark on the league by winning 10 of its last 12 regular season games.

The Hokies captured their initial BIG EAST road win with a 64-52 victory at Boston College behind a balanced scoring attack that featured four players in double figures. Following the win at Boston College, Tech evened its conference mark at 3-3 with a solid 79-50 home win over Georgetown. Kublina led the way with career-high 19 points, seven rebounds and three treys.

The first of two showdowns with nationally-ranked Villanova proved to be a true battle. Tech took a 29-24 lead into the locker room at halftime but the 24th-ranked Wildcats came out smokin' in the second half. Villanova shot 52.0 percent in the half and built a 59-52 lead with only 5:28 remaining. From that point on, the Hokies clamped down on defense and outscored the Wildcats 13-0 the rest of the way to win, 65-59.

Tech picked up two key road wins with a narrow 48-46 victory at Syracuse and a 65-54 win at Providence. After

making only 2-of-5 free throws against the Orangewomen, the Hokies connected on 26-of-30 at Providence. The free throw performance against the Friars proved to be the start of some key performances by Tech at the charity stripe for the remainder of the season.

Defending national champion and third-ranked Connecticut made its Cassell Coliseum debut before 7,402 fans, the sixth-largest home crowd to witness a women's basketball contest. However, the Huskies took the crowd out the game early with a 24-4 run at the start and connected with a school record 14 treys en route to the 90-38 win.

The Hokies quickly shook off the Connecticut loss with an easy 86-50 win over Pittsburgh as Williams again led the way with 20 points. The win over the Panthers was followed by an even larger win at West Virginia where Tech used a 19-0 run late in the first half to blow the game open en route to a 92-53 victory. Starling led five players in double figures with 23 points and Hicks added 18 points and nine rebounds. Tech played without starting center Nicole Jones who had emergency appendectomy surgery the day before the game. Jones replacement, Kublina, responded by posting her first career double-double in her first collegiate start with 11 points and 11 rebounds.

The five-game winning streak came abruptly to a halt with a 65-59 overtime home loss to Boston College as Tech played again without Jones and lost Williams late in regulation after she suffered a Grade Two MCL strain to her left knee.

Senior night arrived with the availability of Jones and Williams in doubt as the Hokies hosted Providence. Jones was cleared to play early in the afternoon on game day but Williams would have to view the game from the bench in street clothes. Even though she couldn't play, Williams still made her presence known as she received a huge ovation after performing the national anthem prior to tip-off. Starling and Kublina guided Tech to a 71-64 victory with 18 points each and Kublina recorded her

second career double-double with 11 rebounds.

The battle for fourth place and a first round bye in the conference tournament was between Tech, Villanova and Seton Hall. Since the Hokies owned the tiebreaker over the Wildcats by virtue of their 65-59 win, the game at Seton Hall was critical. Only a few minutes before the game, Williams said she could play and with a brace on her left knee led the Hokies to a 52-46 win with 16 points. Wetzel also came through in

the big game with 14 points. Tech connected on 26-of-30 free throws including 10-of-12 in the final five minutes to seal the victory.

The Hokies clinched fourth place in the regular season finale with a tougher than expected 62-54 win at St. John's. Once again, free throws proved to be the difference as Tech hit 16-of-21 for the game.

Virginia Tech travelled to Storrs, Conn., to make its BIG EAST Tournament debut in the



**Leva Kublina made an immediate impact as a freshman on both ends of the floor.**

quarterfinals against No. 23 Villanova. Again the Hokies and the Wildcats played a classic game that Tech led 62-59 with 2:14 remaining in the game. Just like the earlier meeting with the Wildcats, the Hokies were clutch in the waning moments of the game, hitting nine of 11 free throws in the final two minutes. In fact, Tech made 19 of 21 free throws for the game and was led by Starling's 21 points off the bench and Williams' 20-point, nine-rebound performance. Prior to the start of the tournament, Williams was named to the BIG EAST all-conference second team.

The Hokies were eliminated from the tournament in the semifinals by No. 1 Notre Dame, 67-49. Tech was able to limit BIG EAST Player of the Year Ruth Riley to only two points and without a field goal, however, Tech shot only 26.6 percent from the field which proved to be the Hokies undoing.

After finishing the regular season with a 21-8 record and a 11-5 mark in one of the toughest conferences in the nation, Virginia Tech was rewarded with its fifth NCAA Tournament invitation and third in the last four years. Tech was given a No. 7 seeding and traveled to Lubbock, Tex., to face 10th-seeded Denver in the first round.

The Hokies, who had broken into the Associated Press Top 25 for the first time all season at No. 25 following the BIG EAST tournament, jumped out to a 15-0 lead and never let the Pioneers into the game, winning 77-57. Tech shot 55.3 percent from the field and was 22-of-24 from the charity stripe in the victory.

The NCAA Second Round opponent was No. 13 Texas Tech on the Lady Raiders home floor. To the disappointment of a United Spirit Arena crowd of 12,161, Tech held a 25-18 lead at the half behind a suffocating defensive effort. The second half proved to

be a different story as the Lady Raiders shot 63.7 percent to win, 73-52. Williams led the Hokies in her final game with 17 points.

Following the conclusion of the season, the Virginia Tech

program gained more national attention when Williams was drafted in the third round of the WNBA draft by the Phoenix Mercury. Williams became the first Hokie drafted by the women's professional league.

Four consecutive postseason appearances, four

straight 20+ win seasons and a successful debut in the BIG EAST Conference have made winning a Virginia Tech tradition. This tradition along with the experience of meeting last year's challenges have prepared the Hokies to continue their success into the upcoming season.



**Tere Williams (left) became the first Virginia Tech basketball player drafted by the WNBA.**



**Sarah Hicks' improved all-around play was a key component in Tech's return to the NCAA Tournament.**

# 2000-2001 Box Scores

## Virginia Tech 72, Liberty 51 Nov. 17, 2000; Cassell Coliseum

Liberty (51)	MP	FG	FT	R	A	PF	TP
Palaimaite	24	0-2	0-3	2	1	3	0
Sloof	28	1-4	6-6	1	3	1	8
Fricke	22	3-8	2-3	2	0	0	8
Young	21	2-4	1-2	5	1	3	5
Blesch	15	2-4	0-0	1	1	1	4
Rollyson	18	4-6	0-0	2	0	1	9
Leonard	16	3-7	0-3	1	3	3	8
Foreid	22	3-6	1-4	5	0	4	7
Peace	5	0-1	0-0	1	1	0	0
Sousa	13	0-0	0-0	1	0	0	0
Feenstra	16	1-7	0-0	3	0	3	2
Team				5			
Totals	200	19-49	5-8	29	10	19	51

Tech (72)	MP	FG	FT	R	A	PF	TP
Hicks	22	4-8	0-0	3	0	3	8
Williams	24	5-15	7-8	8	0	4	17
Strother	18	1-4	0-0	2	0	4	2
Lipton	24	2-4	7-8	0	2	4	11
Wetzel	26	1-5	0-0	2	3	2	2
Owings	11	3-3	0-0	3	0	1	6
Kublina	14	1-3	4-6	6	1	0	6
Starling	21	0-0	1-2	3	1	3	7
Jones	24	2-3	0-0	5	1	0	5
Simmons	16	2-5	4-4	5	2	2	8
Team				4			
Totals	200	24-57	24-30	40	10	23	72

Liberty	27	24	—	51
Virginia Tech	31	41	—	72

### PERCENTAGES:

Liberty	FG%	38.8	3PT%	62.5	FT%	42.1
VT	FG%	42.1	3PT%	0.0	FT%	80.0

**3-POINTERS** - Liberty 5 (Fricke 2, Leonard 2, Rollyson); VT 0

**BLOCKED SHOTS** - Liberty 3 (Feenstra 2, Palaimaite); VT 4 (Jones

2, Starling, Williams)

**STEALS** - Liberty 8 (Palaimaite 2, Sloof 2, Foreid 2, Blesch,

Rollyson); VT 13 (Wetzel 4, Lipton 2, Jones 2, Hicks, Strother,

Kublina, Starling, Simmons)

**TURNOVERS** - Liberty 31 (Young 5, Palaimaite 4, Sloof 4, Fricke 4,

Leonard 4, Foreid 3, Rollyson 2, Sousa 2, Blesch, Feenstra, Team);

VT 20 (Lipton 4, Wetzel 4, Kublina 3, Williams 2, Strother 2, Starling 2,

Owings, Jones, Simmons)

**TECHNICAL FOULS** - None

**OFFICIALS:** Dagostine, Lewis, Trammell

**ATTENDANCE:** 2,065

## Virginia Tech 50, Michigan St. 36 Nov. 25, 2000; Tallahassee-Leon County Civic Center Tallahassee Democrat Classic

MSU (36)	MP	FG	FT	R	A	PF	TP
Pagel	26	2-8	1-2	2	0	3	5
Skelly	17	0-2	0-0	2	1	5	0
Pung	21	0-2	4-4	2	1	2	4
Recker	29	2-9	0-0	2	0	2	6
Reese	26	2-8	3-4	5	0	1	7
Jackson	13	1-4	1-2	2	0	5	4
Callier	3	0-1	0-0	1	0	0	0
Salscheider	4	0-1	1-2	1	0	0	1
Cummings	32	2-6	3-7	11	0	5	7
Johnson	29	1-5	0-0	4	2	2	2
Team				2			
Totals	200	10-46	13-21	34	4	19	36

Tech (50)	MP	FG	FT	R	A	PF	TP
Hicks	26	5-8	0-1	5	2	1	12
T. Williams	21	5-7	2-2	4	0	4	12
Jones	24	1-1	6-6	5	0	2	8
Lipton	25	0-2	0-1	2	4	2	0
Wetzel	32	0-4	2-4	4	2	3	2
Owings	7	0-0	0-0	0	0	0	0
Kublina	13	0-3	0-0	1	0	2	0
Starling	27	4-8	6-6	1	1	3	15
Simmons	4	0-0	0-0	0	0	1	0
Strother	21	0-1	1-4	3	0	1	1
Team				1			
Totals	200	15-34	17-24	26	9	19	50

Michigan State	16	20	—	36
Virginia Tech	27	23	—	50

### PERCENTAGES:

MSU	FG%	21.7	3PT%	23.1	FT%	61.9
VT	FG%	44.1	3PT%	42.9	FT%	70.8

**3-POINTERS** - MSU 3 (Recker 2, Jackson); VT 3 (Hicks 2, Starling)

**BLOCKED SHOTS** - MSU 2 (Jackson, Reese); VT 1 (Jones)

**STEALS** - MSU 7 (Skelly 2, Pagel, Recker, Jackson, Cummings,

Johnson); VT 5 (Wetzel 2, Williams, Lipton, Starling)

**TURNOVERS** - MSU 19 (Pagel 5, Cummings 4, Pung 2, Skelly 2,

Reese 2, Johnson 2, Jackson, Callier); VT 18 (Hicks 3, Jones 3,

Wetzel 3, Williams 2, Starling 2, Strother 2, Lipton, Kublina, Simmons)

**TECHNICAL FOULS** - None

**OFFICIALS:** Blauch, Pope, Stanton

**ATTENDANCE:** 118

## Virginia Tech 57, No. 17 Virginia 56 Nov. 30, 2000; Cassell Coliseum

UVA (56)	MP	FG	FT	R	A	PF	TP
Letsome	38	6-14	2-4	6	1	2	15
LaRue	32	2-10	0-2	5	2	1	4
Mitchelson	21	7-12	0-1	2	0	4	14
Quarles	36	3-6	1-1	2	3	3	7
Prillaman	18	2-3	0-0	2	0	0	5
Dickson	17	3-6	0-0	4	1	3	7
Tracy	13	0-0	0-0	0	0	2	0
Kravchenko	8	0-2	0-0	0	0	0	0
Lisa	12	1-4	0-0	1	0	3	2
Crosswhite	5	1-2	0-0	1	2	0	2
Team				5			
Totals	200	25-59	3-8	28	9	18	56

Tech (57)	MP	FG	FT	R	A	PF	TP
Hicks	33	4-7	2-2	4	2	2	12
Williams	31	5-10	3-6	9	1	3	13
Jones	34	4-8	0-0	6	4	0	8
Lipton	22	0-2	0-0	3	0	2	0
Wetzel	34	6-10	5-7	2	3	3	17
Owings	4	0-0	0-0	1	0	0	0
Kublina	5	1-2	0-0	2	0	0	2
Starling	25	1-5	3-4	3	1	0	5
Strother	12	0-2	0-0	3	0	3	0
Team				5			
Totals	200	21-46	13-19	38	11	13	57

#17 Virginia	27	29	—	56
Virginia Tech	19	38	—	57

### PERCENTAGES:

UVA	FG%	42.4	3PT%	30.0	FT%	37.5
VT	FG%	45.7	3PT%	33.3	FT%	68.4

**3-POINTERS** - UVA 3 (Svetlana, Prillaman, Dickson); VT 2 (Hicks 2)

**BLOCKED SHOTS** - UVA 5 (LaRue 2, Dickson, Kravchenko,

Crosswhite); VT 2 (Williams, Kublina)

**STEALS** - UVA 10 (LaRue 2, Mitchelson 2, Quarles 2, Prillaman 2,

Tracy, Lisa); VT 5 (Williams 2, Hicks, Wetzel, Starling)

**TURNOVERS** - UVA 14 (LaRue 6, Mitchelson 3, Volnaya 2, Dickson,

Lisa, Team); VT 23 (Williams 4, Lipton 4, Wetzel 4, Starling 4,

Strother 3, Hicks 3, Jones)

**TECHNICAL FOULS** - None

**OFFICIALS:** Bomengen, Courteau, Dean

**ATTENDANCE:** 3,132

## Virginia Tech 78, James Madison 60 Nov. 21, 2000; Cassell Coliseum

JMU (60)	MP	FG	FT	R	A	PF	TP
Morgan	29	4-6	2-2	5	2	4	10
Price	23	5-12	3-3	6	2	4	13
Hardbarger	27	0-8	0-0	5	0	4	0
Franklin	20	7-14	3-5	8	0	2	17
Cichowicz	31	2-6	0-0	6	5	4	4
Lauder	12	1-6	1-3	3	0	1	4
Alexander	20	0-2	0-2	0	1	1	0
Kenner	14	1-5	0-0	0	1	1	2
McCoy	20	4-8	0-0	2	1	2	10
Marquitta	4	0-1	0-0	1	0	0	4
Team				2			
Totals	200	24-68	9-15	38	12	23	60

Tech (78)	MP	FG	FT	R	A	PF	TP
Hicks	31	4-10	1-2	2	1	2	10
Williams	33	4-11	5-9	10	3	1	13
Jones	19	3-5	4-4	3	1	3	10
Lipton	15	0-2	4-4	2	2	3	4
Wetzel	35	7-10	2-3	2	6	2	18
Owings	8	0-0	0-0	3	2	0	0
Kublina	19	4-6	1-1	6	0	3	9
Starling	27	2-8	4-4	8	2	3	8
Simmons	8	2-3	0-0	0	0	0	4
Strother	5	1-1	0-0	1	0	0	2
Team				4			
Totals	200	27-56	20-27	41	17	17	78

James Madison	30	30	—	60
Virginia Tech	41	37	—	78

### PERCENTAGES:

JMU	FG%	35.3	3PT%	33.3	FT%	60.0
VT	FG%	48.2	3PT%	57.1	FT%	74.1

**3-POINTERS** - JMU 3 (McCoy 2, Lauder 1); VT 4 (Wetzel 2, Hicks,

Kublina)

**BLOCKED SHOTS** - JMU 7 (Franklin 6, Cichowicz); VT 5 (Kublina 2,

Williams 2, Hicks)

**STEALS** - JMU 5 (Cichowicz 2, Price, Hardbarger, Keener); VT 5

(Starling 2, Hicks, Williams, Wetzel)

**TURNOVERS** - JMU 11 (Morgan 4, Cichowicz 2, Alexander 2,

Hardbarger, Keener, McCoy); VT 11 (Lipton 3, Wetzel 3, Starling 2,

Jones, Owings, Kublina)

**TECHNICAL FOULS** - None

**OFFICIALS:** Broderick, Fisher, Zentz

**ATTENDANCE:** 1,572

## Florida State 77, Virginia Tech 57 Nov. 26, 2000; Tallahassee-Leon County Civic Center Tallahassee Democrat Classic

Tech (57)	MP	FG	FT	R	A	PF	TP
Hicks	32	3-9	2-2	3	2	2	10
Jones	30	3-5	0-1	3	0	3	6
Williams	29	5-10	6-8	6	0	4	16
Lipton	29	1-3	2-2	1	3	5	4
Wetzel	28	4-10	2-2	4	1	3	10
Owings	0+	0-0	0-0	0	0	0	0
Kublina	16	1-2	0-0	2	0	1	2
Starling	28	3-6	1-2	3	2	4	7
Simmons	3	0-0	0-0	0	0	0	0
Strother	5	1-1	0-0	0	1	1	2
Team				3			
Totals	200	21-46	13-17	25	9	23	57

FSU (77)	MP	FG	FT	R	A	PF	TP
Vujas	22	5-10	0-0	1	3	4	22
Wyckoff	33	3-7	7-7	6	5	1	13
Torres	34	4-5	0-1	8	2	2	8
Springle	28	3-5	2-2	3	1	3	8
Traylor	36	6-12	6-9	3	4	2	21
Whiting	10	1-4	1-2	3	1	1	3
Hofmann	12	0-1	0-2	0	1	0	0
Fuchs	5	1-1	0-0	0	0	0	2
Brown	1	0-0	0-2	1	0	0	0
Bradley	19	4-7	4-6	5	2	2	12
Team				5			
Totals	200	27-52	20-31	35	19	15	77

Virginia Tech
---------------

**Virginia Tech 77, Richmond 74**  
Dec. 2, 2000; Robins Center

Tech (77)	MP	FG	FT	R	A	PF	TP
Hicks	33	5-10	2-2	10	7	1	16
Williams	19	8-15	3-4	11	1	3	19
Jones	31	2-9	2-2	3	0	4	6
Starling	31	4-9	2-3	6	3	3	11
Wetzel	36	5-7	2-3	5	3	1	13
Owings	8	1-2	0-0	1	1	1	0
Kublina	21	4-7	2-5	3	1	2	10
Lipton	12	0-0	0-0	1	1	1	0
Strother	9	0-0	0-0	3	0	1	0
Team				2			
Totals	200	29-59	13-19	45	17	17	77

UR (74)	MP	FG	FT	R	A	PF	TP
Constantakis	24	1-3	2-4	7	0	1	4
Greene	10	0-4	0-0	2	0	0	0
Tanner	11	2-2	0-2	2	0	4	4
Koclanes	31	6-12	5-5	1	6	2	17
Edwards	25	6-16	1-1	5	4	3	13
Murray	1	0-0	0-0	0	0	1	0
Goppert	23	2-6	2-4	3	1	2	7
Swaby	17	4-5	0-0	0	0	4	8
Desmond	15	1-3	0-0	0	1	1	2
Ryder	15	0-2	0-0	1	1	0	0
Gull	28	8-13	0-0	5	1	3	19
Team				2			
Totals	200	30-66	10-16	28	14	21	74

Virginia Tech 36 41 — 77  
Richmond 35 39 — 74

**PERCENTAGES:**  
VT FG% 49.2 3PT% 46.2 FT% 68.4  
UR FG% 45.5 3PT% 33.3 FT% 62.5

**3-POINTERS** - VT 6 (Hicks 4, Starling, Wetzel); UR 4 (Gull 3, Coppert)  
**BLOCKED SHOTS** - VT 3 (Williams, Kublina, Strother); UR 3 (Swaby 2, Greene)  
**STEALS** - VT 5 (Hicks 3, Wetzel 2); UR 12 (Edwards 5, Constantakis 2, Koclanes 2, Goppert, Ryder, Gull)  
**TURNOVERS** - VT 28 (Hicks 6, Wetzel 6, Starling 5, Lipton 5, Williams 2, Jones 2, Strother, Team); UR 17 (Constantakis 3, Desmond 3, Tanner 2, Koclanes 2, Edwards 2, Swaby 2, Gull 2, Ryder)  
**TECHNICAL FOULS** - None  
**OFFICIALS:** Dean, Keaton, Bowen  
**ATTENDANCE:** 3,403

**Virginia Tech 71, Radford 45**  
Dec. 9, 2000; Cassell Coliseum

RU (45)	MP	FG	FT	R	A	PF	TP
Donald	12	2-4	0-0	1	0	3	4
Neby	24	1-4	0-0	1	0	3	2
Williamson	30	1-5	3-4	3	0	2	6
Horton	31	5-14	7-9	5	3	2	17
Maks	33	2-4	3-4	0	2	0	8
Ferguson	5	1-2	0-0	0	0	0	3
Kita	8	0-0	1-2	1	0	3	1
Pietrzyk	8	0-5	0-0	1	1	1	0
St. John	15	0-5	0-1	5	0	4	0
Perez	9	0-2	0-0	1	1	0	0
O'Keefe	3	0-1	0-0	0	0	0	0
Rickman	2	0-0	0-0	0	0	0	0
Allen	20	2-3	0-0	7	0	2	4
Team				3			
Totals	200	14-49	14-20	28	7	20	45


  

Tech (71)	MP	FG	FT	R	A	PF	TP
Hicks	21	2-5	1-2	4	1	1	6
Williams	26	6-7	3-4	6	4	1	15
Jones	12	3-4	1-1	1	0	2	7
Lipton	30	1-4	6-6	1	3	2	8
Wetzel	22	0-6	2-2	4	3	2	2
Owings	21	2-5	0-0	1	2	2	5
Kublina	20	3-6	1-3	7	2	1	7
Starling	14	0-5	0-0	2	1	4	0
Simmons	12	1-3	3-4	2	0	2	5
Strother	22	6-8	4-4	4	0	2	16
Team				6			
Totals	200	24-53	21-26	38	16	19	71

Radford 21 24 — 45  
Virginia Tech 37 34 — 71

**PERCENTAGES:**  
RU FG% 28.6 3PT% 25.0 FT% 70.0  
VT FG% 45.3 3PT% 25.0 FT% 80.8

**3-POINTERS** - RU 3 (Williamson, Maks, Ferguson); VT 2 (Hicks, Owings)  
**BLOCKED SHOTS** - RU 0; VT 6 (Kublina 3, Strother 2, Williams)  
**STEALS** - RU 7 (Neby 2, Williamson 2, Horton 2, Maks); VT 12 (Hicks 3, Owings 3, Williams, Jones, Lipton, Wetzel, Starling, Strother)  
**TURNOVERS** - RU 24 (Horton 7, Rickman 5, Maks 4, Kita 2, Neby 2, Williamson, Pietrzyk, St. John, Perez); VT 18 (Simmons 4, Lipton 4, Kublina 3, Starling 2, Hicks, Williams, Jones, Wetzel, Owings)  
**TECHNICAL FOULS** - None  
**OFFICIALS:** Geiselman, Riordan, Stewart  
**ATTENDANCE:** 2,176



**Christina Strother had a team-high 16 points against New River Valley rival Radford.**

**No. 7 Rutgers 61, Virginia Tech 53**  
December 6, 2000  
Louis Brown Athletic Center

Tech (53)	MP	FG	FT	R	A	PF	TP
Hicks	38	6-12	2-2	9	4	2	18
Williams	22	3-7	2-2	4	0	4	8
Jones	30	0-0	0-1	2	0	2	0
Lipton	13	0-0	0-0	0	0	2	0
Wetzel	38	2-5	4-4	2	4	5	9
Starling	31	4-10	1-2	3	2	0	11
Strother	8	0-2	0-0	0	0	3	0
Kublina	20	3-4	1-2	3	0	1	7
Owings	0+	0-0	0-0	0	0	0	0
Team				7			
Totals	200	18-40	10-13	30	10	19	53

RU (61)	MP	FG	FT	R	A	PF	TP
Walton	16	1-2	0-0	0	0	2	3
Miles	35	1-3	0-2	9	4	2	2
Cunningham	24	3-7	1-2	6	1	3	7
Washington	32	5-19	2-2	0	2	3	13
Pointer	40	8-14	3-5	8	6	3	21
Horton	24	3-7	0-0	3	1	2	6
Jett	5	1-2	0-0	0	0	0	2
Sutton-Brown	18	2-4	1-4	5	0	1	5
McCullouch	3	0-0	2-2	1	0	1	2
Boonen	3	0-0	0-0	0	0	1	0
Team				3			
Totals	200	24-58	9-17	35	14	18	61

Virginia Tech 23 30 — 53  
#7 Rutgers 33 28 — 61

**PERCENTAGES:**  
VT FG% 45.0 3PT% 41.2 FT% 76.9  
RU FG% 41.4 3PT% 33.3 FT% 52.9

**3-POINTERS** - VT 7 (Hicks 4, Starling 2, Wetzel); RU 4 (Pointer 2, Washington, Walton)  
**BLOCKED SHOTS** - VT 1 (Jones); RU 2 (Sutton-Brown 2)  
**STEALS** - VT 3 (Wetzel 2, Jones); RU 4 (Walton 2, Cunningham, Washington)  
**TURNOVERS** - VT 17 (Williams 5, Wetzel 3, Jones 2, Lipton 2, Strother 2, Hicks, Starling, Kublina); RU 9 (Cunningham 3, Miles 2, Pointer, Horton, Sutton-Brown, Boonen)  
**TECHNICAL FOULS** - None  
**OFFICIALS:** DeMayo, Geiselman, Sisk  
**ATTENDANCE:** 2,267

**Clemson 80, Virginia Tech 59**  
Dec. 18, 2000; Littlejohn Coliseum

Tech (59)	MP	FG	FT	R	A	PF	TP
Hicks	24	1-4	1-2	3	2	2	3
Williams	24	5-12	4-6	5	0	2	14
Jones	17	1-1	0-0	1	0	3	2
Lipton	22	0-1	0-0	0	5	4	0
Wetzel	21	3-8	5-6	6	0	0	12
Owings	11	1-3	2-2	1	1	1	4
Kublina	21	2-3	0-2	4	0	2	4
Guameri	19	0-2	0-1	4	3	3	0
Starling	19	3-6	2-2	6	3	0	10
Simmons	4	1-1	0-2	1	0	1	2
Strother	18	3-6	2-2	4	0	3	8
Team				2			
Totals	200	20-47	16-25	37	14	21	59

CU (80)	MP	FG	FT	R	A	PF	TP
Forns	23	3-3	4-5	6	3	4	12
Glenney	15	4-5	2-3	0	3	4	11
Bath	23	6-14	1-2	6	1	3	13
Scott	30	4-6	3-4	1	5	2	11
Floyd	30	5-13	0-1	3	2	1	12
Slosser	22	6-9	0-1	4	0	3	12
Moton	4	0-1	0-0	3	1	1	0
Wittstruck	3	0-0	0-0	0	0	1	0
Gaines	18	0-2	4-6	3	2	1	4
Queen	13	1-2	0-1	0	2	0	2
Aderhold	17	0-5	0-0	2	1	2	0
Crowe	2	1-1	0-0	0	0	1	3
Team				3			
Totals	200	30-61	14-23	31	20	23	80

Virginia Tech 23 36 — 59  
Clemson 42 38 — 80

**PERCENTAGES:**  
VT FG% 42.6 3PT% 37.5 FT% 64.0  
CU FG% 49.2 3PT% 50.0 FT% 60.9

**3-POINTERS** - VT 3 (Starling 2, Wetzel); CU 6 (Forns 2, Floyd 2, Glenney, Crowe)  
**BLOCKED SHOTS** - VT 1 (Williams); CU 3 (Bath 2, Aderhold)  
**STEALS** - VT 13 (Williams 3, Starling 3, Lipton 2, Hicks, Jones, Wetzel, Owings, Strother); CU 11 (Scott 3, Bath 2, Floyd 2, Forns, Glenney, Slosser, Aderhold)  
**TURNOVERS** - VT 30 (Guameri 8, Starling 5, Williams 4, Lipton 3, Wetzel 3, Strother 3, Hicks 2, Jones 2); CU 19 (Scott 6, Forns 3, Bath 2, Floyd 2, Glenney, Wittstruck, Gaines, Queen, Aderhold, Crowe)  
**TECHNICAL FOULS** - None  
**OFFICIALS:** Stokes, Sisk, Demayo  
**ATTENDANCE:** 2,810

**Virginia Tech 69, Old Dominion 57**  
Dec. 21, 2000; ODU Fieldhouse

Tech (69)	MP	FG	FT	R	A	PF	TP
Hicks	28	1-6	5-6	4	4	1	7
Williams	30	8-10	3-4	2	2	3	19
Jones	31	3-4	1-3	5	0	2	7
Lipton	9	0-0	0-0	1	2	1	0
Wetzel	39	3-8	4-4	2	6	2	11
Kublina	10	1-3	0-0	1	0	3	2
Guameri	12	0-1	0-0	1	3	1	0
Starling	33	5-11	7-8	7	3	2	17
Strother	13	3-4	0-0	2	0	3	6
Team				2			
Totals	200	24-47	20-25	28	20	18	69

ODU (57)	MP	FG	FT	R	A	PF	TP
Francis	32	3-8	0-0	4	1	4	9
Maiga	29	6-7	2-3	3	0	3	14
Thompson	31	1-3	2-2	6	1	0	4
Howard	39	3-8	3-4	1	1	4	10
Spence, A.	39	3-9	1-2	4	8	0	9
Spence, M.	2	0-0	0-0	0	0	1	0
Coker	19	3-7	1-2	3	1	2	7
Koukouvinou	4	0-1	0-0	1	0	0	0
Charles	2	1-1	0-0	2	0	1	2
Giddens	17	1-4	0-0	1	1	3	2
Team				2			
Totals	200	21-48	9-13	27	13	18	57

Virginia Tech 24 45 — 69  
Old Dominion 24 33 — 57

**PERCENTAGES:**  
VT FG% 51.1 3PT% 14.3 FT% 80.0  
ODU FG% 54.3 3PT% 33.3 FT% 69.2

**3-POINTERS** - VT 1 (Wetzel); ODU 6 (Francis 3, Spence, A. 2, Howard)  
**BLOCKED SHOTS** - VT 2 (Hicks, Kublina); ODU 5 (Maiga 2, Thompson 2, Coker)  
**STEALS** - VT 9 (Jones 3, Starling 2, Hicks, Williams, Wetzel, Guameri); ODU 7 (Spence, A. 3, Maiga 2, Thompson, Howard)  
**TURNOVERS** - VT 16 (Starling 3, Williams 3, Wetzel 2, Kublina 2, Guameri 2, Hicks, Jones, Lipton, Strother); ODU 22 (Spence, A. 4, Thompson 4, Maiga 3, Francis 3, Howard 2, Giddens 2, Spence, M., Coker, Koukouvinou, Charles)  
**TECHNICAL FOULS** - None  
**OFFICIALS:** Lipa, Utley, Crawford  
**ATTENDANCE:** 4,693

**Virginia Tech 85, UNC Asheville 47**  
Dec. 28, 2000; Cassell Coliseum  
2000 Lady Luck Classic

UNCA (47)	MP	FG	FT	R	A	PF	TP
Guarneri	37	6-20	0-0	8	1	4	12
Sampson	25	0-1	2-2	3	0	2	2
Wilbanks	37	2-5	3-4	1	0	2	2
Hill	16	0-4	0-0	1	0	1	0
Medhanie	35	4-9	4-9	5	2	5	13
Stephenson, Jo.	6	0-1	0-0	0	0	1	0
Stephenson, Ju.	3	0-0	0-0	0	1	0	0
Scherger	11	1-3	0-0	3	2	1	3
Murray	8	1-5	0-0	0	1	0	2
Jackson	22	3-6	1-3	3	1	5	7
Team				4			
Totals	200	17-54	10-18	28	8	21	47

Tech (85)	MP	FG	FT	R	A	PF	TP
Hicks	15	4-5	0-0	0	5	1	10
Williams	25	8-12	3-4	6	0	1	19
Jones	22	4-6	2-2	4	0	5	10
Lipton	25	0-1	1-2	4	3	2	1
Wetzel	15	1-5	1-4	2	2	3	3
Owings	19	1-3	0-0	1	3	0	2
Kublina	28	5-7	5-7	5	0	2	16
Guarneri	18	3-3	1-1	5	5	0	7
Starling	17	3-8	3-3	7	2	2	9
Simmons	16	3-6	2-4	5	0	3	8
Team				2			
Totals	200	32-56	18-27	41	20	19	85

UNC Asheville	20	27	—	47
Virginia Tech	45	40	—	85

**PERCENTAGES:**  
UNCA FG% 31.5 3PT% 21.4 FT% 55.6  
VT FG% 57.1 3PT% 60.0 FT% 66.7

**3-POINTERS** - UNCA 3 (Wilbanks, Medhanie, Scherger); VT 3 (Hicks 2, Kublina)

**BLOCKED SHOTS** - UNCA 1 (Jackson); VT 7 (Owings 3, Kublina 2, Hicks, Jones)

**STEALS** - UNCA 6 (Guarneri 4, Wilbanks, Jackson); VT 15 (Williams 5, Jones 3, Hicks 2, Simmons 2, Lipton, Guarneri, Starling)

**TURNOVERS** - UNCA 26 (Guarneri 7, Wilbanks 5, Medhanie 5, Jackson 4, Sampson 2, Jo. Stephenson, Scherger, Team); VT 19 (Williams 5, Lipton 3, Guarneri 3, Owings 2, Starling 2, Simmons 2, Wetzel, Kublina)

**TECHNICAL FOULS** - None  
**OFFICIALS:** Enterline, McKinney, Sisk  
**ATTENDANCE:** 1,887

**No. 3 Notre Dame 75, Virginia Tech 64**  
Jan. 3, 2001; Cassell Coliseum

UND (75)	MP	FG	FT	R	A	PF	TP
Haney	29	4-9	3-4	3	3	3	11
Siemon	36	4-7	2-3	8	4	1	10
Riley	37	11-16	5-5	8	3	3	27
Ratay	40	3-6	2-2	5	1	2	9
Ivey	39	6-13	4-4	2	7	1	18
Severe	10	0-2	0-0	3	0	0	0
Barksdale	1	0-0	0-0	0	0	0	0
Dunbar	6	0-0	0-0	0	1	1	0
Leahy	2	0-0	0-0	0	0	0	0
Team				2			
Totals	200	28-53	16-18	32	19	11	75

Tech (64)	MP	FG	FT	R	A	PF	TP
Hicks	23	3-8	0-0	3	1	3	9
Williams	35	7-16	3-3	4	1	2	17
Jones	24	2-3	1-2	4	0	2	5
Guarneri	36	2-7	0-0	4	9	2	6
Wetzel	37	5-12	0-0	3	4	3	10
Kublina	15	4-7	0-0	3	1	4	11
Lipton	1	0-0	0-0	0	0	0	0
Starling	22	2-8	2-2	6	2	2	6
Strother	7	0-0	0-0	2	0	0	0
Team				1			
Totals	200	25-61	6-7	30	18	18	64

#3 Notre Dame	39	36	—	75
Virginia Tech	29	35	—	64

**PERCENTAGES:**  
UND FG% 52.8 3PT% 37.5 FT% 88.9  
VT FG% 41.0 3PT% 47.1 FT% 85.7

**3-POINTERS** - UND 3 (Ivey 2, Ratay); VT 8 (Hicks 3, Kublina 3, Guarneri 2)

**BLOCKED SHOTS** - UND 7 (Riley 6, Ivey); VT 2 (Starling 2)

**STEALS** - UND 4 (Ivey 3, Severe); VT 3 (Hicks, Wetzel)

**TURNOVERS** - UND 10 (Siemon 3, Riley 3, Haney 2, Ivey, Dunbar); VT 13 (Guarneri 5, Jones 3, Hicks 2, Williams, Wetzel, Starling)

**TECHNICAL FOULS** - None  
**OFFICIALS:** Bomengen, Plunkett, Watt  
**ATTENDANCE:** 3,418

**Virginia Tech 64, Miami 51**  
Jan. 7, 2001; Cassell Coliseum

UM (51)	MP	FG	FT	R	A	PF	TP
Hartlaub	17	2-4	0-0	3	0	5	4
Broussard	23	5-21	0-0	5	2	2	10
James	22	3-7	2-2	2	2	0	9
Nando	36	3-7	0-0	3	2	1	8
Sakke	34	2-7	2-2	7	2	2	6
Clarke	25	3-12	0-0	4	3	4	6
Wilkins	20	1-4	0-0	2	1	0	2
Wilson	2	0-0	0-0	1	0	0	0
Fowler	14	0-0	0-0	2	0	0	4
Presswood	7	1-2	0-0	1	0	2	2
Team				5			
Totals	200	22-68	4-4	35	12	16	51

Tech (64)	MP	FG	FT	R	A	PF	TP
Hicks	25	4-8	0-0	2	3	0	10
Williams	27	7-11	8-9	12	0	1	22
Jones	26	1-2	1-1	1	0	2	3
Guarneri	26	1-2	0-0	4	5	1	3
Wetzel	27	4-11	3-4	3	3	1	11
Owings	6	0-2	0-0	0	0	1	0
Kublina	15	1-5	0-0	3	1	3	2
Lipton	13	1-2	0-0	0	1	0	3
Starling	19	4-5	0-1	2	2	2	8
Simmons	4	0-0	0-0	0	0	1	0
Strother	12	1-1	0-0	1	0	0	2
Team				7			
Totals	200	24-49	12-15	35	15	12	64

Miami	23	28	—	51
Virginia Tech	35	29	—	64

**PERCENTAGES:**  
UM FG% 32.4 3PT% 42.9 FT% 100.0  
VT FG% 49.0 3PT% 40.0 FT% 80.0

**3-POINTERS** - UM 3 (Nando 2, James); VT 4 (Hicks 2, Guarneri, Lipton)

**BLOCKED SHOTS** - UM 4 (Broussard 2, Sakke, Clarke); VT 6 (Kublina 3, Williams, Starling, Simmons)

**STEALS** - UM 12 (Wilkins 4, Sakke 3, Clarke 2, James 2, Broussard); VT 6 (Guarneri 2, Starling 2, Wetzel, Lipton)

**TURNOVERS** - UM 14 (Nando 3, Sakke 3, Broussard 2, James 2, Wilson 2, Clarke, Wilkins); VT 20 (Guarneri 6, Jones 3, Kublina 3, Starling 2, Simmons 2, Wetzel 2, Strother, Owings)

**TECHNICAL FOULS** - None  
**OFFICIALS:** Dagostine, Broderick, Fisher  
**ATTENDANCE:** 2,369

**Virginia Tech 79, Maine 68**  
Dec. 29, 2000; Cassell Coliseum  
2000 Lady Luck Classic

UM (68)	MP	FG	FT	R	A	PF	TP
Ernest	38	5-9	5-5	9	5	3	15
Lopez	31	8-18	0-0	2	1	3	17
James	27	4-6	0-0	1	0	4	8
Heon	33	6-7	2-2	5	1	1	16
Guerrette	28	1-3	0-0	3	2	3	3
Mouldre	9	1-1	0-0	2	1	5	2
Stone	8	0-3	0-0	1	0	1	0
Veilleux	26	2-4	2-4	3	1	3	7
Team				5			
Totals	200	27-51	9-11	31	11	23	68

Tech (79)	MP	FG	FT	R	A	PF	TP
Hicks	29	2-5	2-2	6	4	1	7
Williams	26	6-14	1-2	1	3	5	13
Jones	32	6-9	5-10	8	0	2	17
Lipton	9	0-0	0-0	0	2	1	0
Wetzel	32	3-7	4-6	5	1	3	12
Kublina	21	3-10	3-4	4	0	1	9
Guarneri	27	3-4	1-2	0	8	1	8
Starling	24	5-10	2-2	4	0	1	13
Team				3			
Totals	200	28-59	18-28	31	18	15	79

Maine	35	33	—	68
Virginia Tech	35	44	—	79

**PERCENTAGES:**  
UM FG% 52.9 3PT% 45.5 FT% 81.8  
VT FG% 47.5 3PT% 50.0 FT% 64.3


**3-POINTERS** - UM 5 (Heon 2, Lopez, Guerrette, Veilleux); VT 5 (Wetzel 2, Hicks, Guarneri, Starling)

**BLOCKED SHOTS** - UM 1 (Ernest); VT 5 (Kublina 2, Starling 2, Williams)

**STEALS** - UM 4 (Ernest, Lopez, Heon, Veilleux); VT 7 (Guarneri 3, Starling 2, Williams, Kublina)

**TURNOVERS** - UM 23 (Guerrette 6, Lopez 5, Heon 3, Veilleux 3, James 2, Mouldre 2, Ernest, Team); VT 14 (Wetzel 3, Hicks 2, Williams 2, Jones 2, Kublina 2, Lipton, Guarneri, Starling)

**TECHNICAL FOULS** - None  
**OFFICIALS:** Bell, McKinney, Sisk  
**ATTENDANCE:** 1,871



*Nicole Jones was named the Lady Luck Classic Most Valuable Player.*

**No. 3 Notre Dame 75, Virginia Tech 55**  
Jan. 13, 2001; Joyce Center

VT (55)	MP	FG	FT	R	A	PF	TP
Hicks	26	2-9	1-2	4	1	1	5
Williams	20	4-12	1-3	1	3	3	9
Jones	16	3-4	0-1	4	0	2	6
Guarneri	18	1-6	0-0	2	1	0	3
Wetzel	24	2-5	4-4	6	1	3	8
Owings	12	0-2	1-2	4	1	1	1
Kublina	25	2-6	2-4	7	1	4	6
Lipton	13	0-1	0-0	1	1	0	0
Starling	25	4-10	0-1	3	2	1	11
Simmons	3	0-0	1-2	1	0	0	1
Team				3			
Totals	200	20-58	11-21	38	11	19	55

UND (75)	MP	FG	FT	R	A	PF	TP
Haney	30	8-13	1-4	6	2	1	17
Siemon	28	4-9	0-4	4	3	4	8
Riley	21	4-6	6-9	6	3	1	14
Ratay	32	7-11	0-0	10	2	4	17
Ivey	27	3-7	3-3	2	8	2	10
Swanson	6	0-2	0-0	0	0	0	0
Hernandez	15	2-7	1-2	2	0	2	5
Barksdale	7	0-0	0-0	1	0	2	0
Dunbar	16	0-1	2-2	2	2	0	2
Leahy	18	1-1	0-1	4	0	3	2
Team				3			
Totals	200	29-57	13-25	40	20	19	75

Virginia Tech	27	28	—	55
#3 Notre Dame	45	30	—	75

**PERCENTAGES:**  
VT FG% 34.5 3PT% 26.7 FT% 52.4  
UND FG% 50.9 3PT% 44.4 FT% 52.0

**3-POINTERS** - VT 4 (Starling 3, Guarneri); UND 4 (Ratay 3, Ivey)

**BLOCKED SHOTS** - VT 4 (Kublina 3, Hicks); UND 7 (Riley 3, Haney, Ratay, Barksdale, Leahy)

**STEALS** - VT 7 (Williams 2, Starling 2, Jones, Guarneri, Wetzel); UND 11 (Siemon 3, Ratay 3, Hernandez 2, Haney, Barksdale, Dunbar)

**TURNOVERS** - VT 19 (Jones 4, Kublina 4, Starling 3, Hicks 2, Guarneri 2, Williams, Owings, Lipton, Strother); UND 15 (Haney 4, Siemon 4, Hernandez 2, Riley, Swanson, Dunbar, Leahy, Team)

**TECHNICAL FOULS** - None  
**OFFICIALS:** Aldrich, Mattingly, Morningstar  
**ATTENDANCE:** 5,873





**Ieva Kublina led the Hokies with 19 points against Georgetown.**

**Virginia Tech 79, Georgetown 50**  
Jan. 20, 2001; Cassell Coliseum

GU (50)	MP	FG	FT	R	A	PF	TP
Brunson	34	7-14	6-10	10	1	3	20
Bourdereau	23	0-2	0-0	3	1	3	0
Smrcka-Duffy	35	4-12	3-3	4	3	1	12
Walker	30	0-13	1-3	3	4	2	1
Charles	25	2-4	0-0	4	1	1	4
Horvath	11	2-4	0-0	1	0	4	4
Jones	20	1-4	0-0	0	1	3	2
Bendegue	9	2-3	0-0	2	0	2	4
Ilic	10	1-3	0-0	0	0	1	3
Jackson	3	0-1	0-0	1	0	1	0
Team				2			
Totals	200	19-60	10-16	30	11	21	50

VT (79)	MP	FG	FT	R	A	PF	TP
Hicks	33	5-9	2-2	7	2	1	15
Williams	20	6-8	5-6	8	0	4	17
Jones	23	3-4	0-3	6	0	2	6
Guameri	28	1-5	1-2	4	5	1	4
Wetzel	26	2-4	1-2	3	6	2	5
Owings	3	0-1	1-2	0	1	0	1
Kublina	27	7-12	2-5	7	1	2	19
Lipton	5	0-0	0-0	0	0	0	0
Starling	25	3-7	2-2	7	2	2	8
Strother	10	2-3	0-0	2	0	2	4
Team				1			
Totals	200	29-53	14-24	45	17	16	79

Georgetown	24	26	—	50
Virginia Tech	34	45	—	79

**PERCENTAGES:**  
GU FG% 34.5 3PT% 16.7 FT% 92.3  
VT FG% 48.9 3PT% 40.0 FT% 70.0

**3-POINTERS** - GU 2 (Smrcka-Duffy, Ilic); VT 7 (Kublina 3, Hicks 3, Guameri)

**BLOCKED SHOTS** - GU 3 (Bendegue 2, Horvath); VT 0

**STEALS** - GU 8 (Walker 4, Brunson, Smrcka-Duffy, Jones, Ilic); VT 3 (Jones, Kublina, Starling)

**TURNOVERS** - GU 14 (Bourdereau 3, Charles 2, Horvath 2, Jones 2, Bendegue 2, Brunson, Smrcka-Duffy, Team); VT 20 (Wetzel 4, Williams 3, Guameri 3, Kublina 3, Jones 2, Lipton 2, Starling, Strother, Hicks)

**TECHNICAL FOULS** - None

**OFFICIALS:** Broderick, Lynch, Rodriguez

**ATTENDANCE:** 2,637

**Virginia Tech 48, Syracuse 46**  
Jan. 31, 2001; Manley Field House

VT (48)	MP	FG	FT	R	A	PF	TP
Hicks	29	8-12	0-1	9	2	1	17
Williams	19	1-7	0-0	3	1	4	2
Jones	34	2-7	0-0	5	2	1	4
Guameri	23	0-4	1-3	1	1	0	1
Wetzel	31	4-8	0-0	3	4	5	10
Kublina	13	0-4	0-0	0	1	3	0
Lipton	12	1-2	1-1	1	0	3	3
Starling	22	5-11	0-0	1	0	1	11
Strother	17	0-2	0-0	4	0	0	0
Team				6			
Totals	200	21-57	2-5	33	11	18	48

SU (46)	MP	FG	FT	R	A	PF	TP
Aiken	25	0-3	1-3	1	0	3	1
Record	28	3-12	1-2	9	1	2	7
Aziz	30	3-10	1-2	6	0	0	7
Ervin	25	0-2	0-0	4	4	2	0
James	14	0-1	2-2	2	1	1	2
McBride	32	4-10	3-4	5	2	3	12
Wright	1	0-0	0-0	0	0	0	0
Newman	23	3-6	3-4	5	1	2	9
Moore	22	4-8	0-0	6	0	3	8
Team				5			
Totals	200	17-52	11-17	43	9	16	46

Virginia Tech	21	27	—	48
Syracuse	24	22	—	46

**PERCENTAGES:**  
VT FG% 36.8 3PT% 44.4 FT% 40.0  
SU FG% 32.7 3PT% 20.0 FT% 64.7

**3-POINTERS** - VT 4 (Wetzel 2, Hicks, Starling); SU 1 (McBride)

**BLOCKED SHOTS** - VT 0; SU 4 (Record 3, Aziz)

**STEALS** - VT 12 (Jones 4, Hicks 2, Williams 2, Starling 2, Lipton, Strother); SU 8 (Record 2, James 2, Aiken, Ervin, McBride, Newman)

**TURNOVERS** - VT 19 (Williams 5, Strother 5, Guameri 3, Jones 2, Starling 2, Hicks, Lipton); SU 25 (Aziz 6, McBride 6, Ervin 3, Aiken 3, Record 2, James 2, Moore 2, Newman)

**TECHNICAL FOULS** - VT - Williams

**OFFICIALS:** Bomengen, Collier, St. Pierre

**ATTENDANCE:** 648

**Virginia Tech 64, Boston College 52**  
Jan. 17, 2001; Conte Forum

VT (64)	MP	FG	FT	R	A	PF	TP
Hicks	25	4-6	3-4	5	3	1	12
Williams	32	4-11	4-6	5	4	4	12
Jones	13	1-3	1-2	2	0	2	3
Guameri	26	2-2	0-0	4	4	2	5
Wetzel	33	1-7	5-6	5	5	0	8
Kublina	23	4-7	1-2	5	1	2	10
Lipton	10	0-0	0-0	0	1	1	0
Starling	27	5-8	0-0	3	0	2	10
Strother	11	2-3	0-0	2	0	2	4
Team				3			
Totals	200	23-47	14-20	34	18	16	64

BC (52)	MP	FG	FT	R	A	PF	TP
Conway	26	3-6	2-2	3	1	3	9
Gottstein	38	9-15	6-6	7	1	4	24
Cournoyer	20	0-3	0-0	3	1	3	0
McManus	30	4-15	0-0	1	1	3	9
Jacobs	35	1-7	0-0	4	4	0	2
Byars	16	0-3	1-2	3	1	0	1
Shields	29	2-6	1-1	4	2	3	5
Spears	5	0-0	2-2	1	0	1	2
Team				5			
Totals	200	19-55	12-13	31	11	17	52

Virginia Tech	29	35	—	64
Boston College	28	24	—	52

**PERCENTAGES:**  
VT FG% 48.9 3PT% 40.0 FT% 70.0  
BC FG% 34.5 3PT% 16.7 FT% 92.3

**3-POINTERS** - VT 4 (Hicks, Guameri, Wetzel, Kublina); BC 2 (Conway, McManus)

**BLOCKED SHOTS** - VT 5 (Williams 2, Starling 2, Kublina); BC 5 (Cournoyer 4, Jacobs)

**STEALS** - VT 14 (Guameri 4, Wetzel 3, Starling 2, Jones 2, Hicks, Williams, Kublina); BC 16 (McManus 5, Cournoyer 4, Shields 3, Byars 2, Jacobs, Conway)

**TURNOVERS** - VT 23 (Guameri 6, Williams 5, Hicks 3, Wetzel 3, Starling 3, Jones 2, Kublina); BC 21 (Conway 6, Jacobs 6, McManus 4, Shields 3, Gottstein 2)

**TECHNICAL FOULS** - None

**OFFICIALS:** Jenkins, Palermo, Riordan

**ATTENDANCE:** 1,727

**Virginia Tech 65, No. 24 Villanova 59**  
Jan. 23, 2001; Cassell Coliseum

VU (59)	MP	FG	FT	R	A	PF	TP
Davis	33	2-7	0-2	7	2	2	5
Druckemiller	8	0-2	0-0	0	0	1	0
Barnes	35	6-11	4-6	10	1	3	16
Riley	35	2-4	1-2	3	4	3	5
Juhline	36	8-17	7-7	5	2	2	27
Mix	31	1-4	4-4	4	1	3	6
Pellicane	10	0-1	0-0	0	0	0	0
Baker	12	0-1	0-0	2	0	5	0
Team				0			
Totals	200	19-47	16-21	31	10	20	59

VT (65)	MP	FG	FT	R	A	PF	TP
Hicks	18	0-4	0-0	0	1	2	0
Williams	29	9-17	4-5	7	1	3	22
Jones	13	1-4	0-0	2	0	1	2
Guameri	32	1-3	0-0	1	3	2	2
Wetzel	38	4-6	10-11	4	1	2	18
Kublina	27	4-10	2-2	7	2	1	10
Lipton	5	0-0	0-0	0	0	0	0
Starling	27	3-6	1-2	4	2	3	7
Strother	11	1-4	2-4	4	0	1	4
Team				4			
Totals	200	23-54	19-24	33	10	15	65

#24 Villanova	24	35	—	59
Virginia Tech	29	36	—	65

**PERCENTAGES:**  
VU FG% 40.4 3PT% 26.3 FT% 76.2  
VT FG% 42.6 3PT% 00.0 FT% 79.2

**3-POINTERS** - VU 5 (Juhline 4, Davis); VT 0

**BLOCKED SHOTS** - VU 5 (Barnes 4, Davis); VT 0

**STEALS** - VU 6 (Davis 3, Juhline 3); VT 4 (Guameri 2, Wetzel, Kublina)

**TURNOVERS** - VU 15 (Davis 4, Barnes 3, Mix 3, Druckemiller 2, Riley 2, Juhline); VT 12 (Kublina 3, Guameri 3, Jones 2, Wetzel 2, Hicks, Starling)

**TECHNICAL FOULS** - None

**OFFICIALS:** Allen, Green, Zent

**ATTENDANCE:** 2,040

**Virginia Tech 65, Providence 54**  
Feb. 3, 2001; Alumni Hall

VT (65)	MP	FG	FT	R	A	PF	TP
Hicks	32	4-7	3-4	7	2	1	12
Williams	35	7-18	3-4	8	1	3	18
Jones	21	1-5	2-3	5	3	1	4
Guameri	16	0-0	0-0	2	1	2	0
Wetzel	35	2-3	6-7	1	2	0	10
Kublina	17	3-5	2-2	4	0	4	9
Lipton	15	0-1	0-0	1	0	2	0
Starling	21	0-0	10-10	1	2	1	12
Strother	8	0-2	0-0	2	0	2	0
Team				3			
Totals	200	18-44	26-30	34	11	16	65

PC (54)	MP	FG	FT	R	A	PF	TP
Roberts	16	0-4	0-0	3	0	2	0
Gombotz	31	4-12	1-2	5	0	1	11
Wilcox	21	3-6	3-4	5	3	5	9
Vozab	31	2-4	0-0	0	2	2	6
Quinn	37	2-7	1-1	2	2	4	5
Charbonneau	1	0-0	0-0	0	0	0	0
Horvath	5	1-2	0-0	1	0	0	2
Hawley-Stewart	17	2-4	0-0	3	0	2	4
Freeburg	11	1-4	0-0	2	0	3	2
Trippany	30	6-11	3-5	6	4	2	15
Team				3			
Totals	200	21-54	8-12	30	11	21	54

Virginia Tech	30	35	—	65
Providence	25	29	—	54

**PERCENTAGES:**  
VT FG% 40.9 3PT% 42.9 FT% 86.7  
PC FG% 38.9 3PT% 44.4 FT% 66.7

**3-POINTERS** - VT 3 (Hicks, Williams, Kublina); PC 4 (Gombotz 2, Vozab 2)

**BLOCKED SHOTS** - VT 4 (Williams, Jones, Kublina, Starling); PC 6 (Trippany 4, Gombotz, Wilcox)

**STEALS** - VT 11 (Williams 3, Wetzel 3, Guameri 2, Lipton 2, Kublina); PC 6 (Gombotz, Wilcox, Quinn, Horvath, Hawley-Stewart, Freeburg)

**TURNOVERS** - VT 19 (Williams 4, Hicks 3, Jones 3, Starling 3, Guameri 2, Wetzel 2, Kublina, Strother); PC 23 (Gombotz 4, Wilcox 4, Quinn 4, Team 3, Roberts 2, Vozab 2, Charbonneau, Horvath, Hawley-Stewart, Freeburg)

**TECHNICAL FOULS** - None

**OFFICIALS:** McKinney, Danaher, Smith

**ATTENDANCE:** 1,304

**No. 3 Connecticut 90, Virginia Tech 38**  
Feb. 7, 2001; Cassell Coliseum

UCONN (90)	MP	FG	FT	R	A	PF	TP
Taurais	32	4-10	2-2	1	6	1	13
Ralph	22	5-11	1-2	5	6	1	13
Williams	24	0-1	0-0	3	1	2	0
Bird	22	6-9	0-0	4	4	0	17
Cash	21	3-5	1-2	6	2	3	7
Conlon	6	1-3	0-2	1	0	2	3
Schumacher	13	4-5	2-3	3	1	3	10
Czel	4	0-0	0-0	0	1	0	0
Jones	19	6-9	0-0	6	1	1	12
Valley	17	0-2	2-2	1	0	4	2
Johnson	17	3-3	2-2	2	2	0	11
Rigby	3	0-0	2-2	1	0	1	2
Team				5			
Totals	200	22-58	12-17	38	24	18	90

VT (38)	MP	FG	FT	R	A	PF	TP
Hicks	25	0-7	1-2	6	2	0	1
Williams	33	5-11	4-4	4	1	1	14
Jones	19	0-2	3-6	2	0	1	3
Guarneri	26	2-7	1-3	2	3	0	5
Wetzel	26	2-7	0-0	2	1	1	4
Owings	4	0-1	2-4	1	0	3	2
Kublina	18	2-6	0-0	3	0	3	4
Lipton	13	0-1	0-0	1	1	1	0
Starling	26	2-11	1-2	6	0	2	5
Strother	10	0-2	0-0	0	0	3	0
Team				9			
Totals	200	13-55	12-21	36	8	15	38

#3 Connecticut	41	49	—	90
Virginia Tech	15	23	—	38

**PERCENTAGES:**  
UCONN FG% 55.2 3PT% 50.0 FT% 70.6  
VT FG% 23.6 3PT% 0.0 FT% 57.1

**3-POINTERS** - UCONN 14 (Bird 5, Taurais 3, Johnson 3, Ralph 2, Conlon); VT 0  
**BLOCKED SHOTS** - UCONN 4 (Taurais, Bird, Cash, Schumacher); VT 2 (Williams, Guarneri)  
**STEALS** - UCONN 9 (Johnson 3, Taurais 2, Ralph 2, Williams, Jones); VT 4 (Wetzel 2, Guarneri, Owings)  
**TURNOVERS** - UCONN 11 (Bird 3, Johnson 2, Ralph 2, Taurais, Williams, Czel, Valley); VT 18 (Starling 4, Kublina 3, Strother 3, Williams 3, Hicks 2, Team 2, Lipton)  
**TECHNICAL FOULS** - None  
**OFFICIALS:** Dean, Bell, Titus  
**ATTENDANCE:** 7,402

**Virginia Tech 92, West Virginia 53**  
Feb. 14, 2001; WVU Coliseum

VT (92)	MP	FG	FT	R	A	PF	TP
Hicks	27	7-11	3-4	9	3	1	18
Williams	22	7-12	2-2	6	0	4	16
Kublina	30	5-11	1-2	11	1	1	11
Guarneri	26	0-2	0-0	3	10	1	0
Wetzel	20	2-4	2-3	4	3	2	6
Strother	28	4-4	7-10	5	1	4	15
Starling	26	8-10	5-5	9	1	1	23
Lipton	14	1-2	0-0	0	4	4	3
Owings	7	0-0	0-0	0	1	1	0
Team				1			
Totals	200	34-56	18-24	48	24	19	92

WVU (53)	MP	FG	FT	R	A	PF	TP
Batch	28	3-6	2-3	1	1	4	8
Bulger	38	6-19	2-2	3	0	1	14
Horvath	18	0-4	0-0	6	0	4	0
Kudryavtseva	37	4-12	5-6	2	3	0	15
Clark	28	2-10	0-2	2	4	3	4
Thomas	20	2-9	1-4	4	0	4	5
Carson	15	1-2	0-0	1	0	3	2
Katanich	10	0-1	0-0	1	1	3	0
Whitehead	6	1-2	3-4	3	0	0	5
Team				6			
Totals	200	19-65	13-21	29	9	22	53

Virginia Tech	44	48	—	92
West Virginia	25	28	—	53

**PERCENTAGES:**  
VT FG% 60.7 3PT% 42.9 FT% 75.0  
WVU FG% 29.2 3PT% 11.8 FT% 61.9

**3-POINTERS** - VT 6 (Hicks 3, Starling 2, Lipton); WVU 2 (Kudryavtseva 2)  
**BLOCKED SHOTS** - VT 6 (Kublina 4, Strother, Starling); WVU 3 (Thomas 2, Bulger)  
**STEALS** - VT 5 (Guarneri 2, Wetzel, Strother, Lipton); WVU 10 (Clark 4, Kudryavtseva 2, Batch 2, Bulger, Thomas)  
**TURNOVERS** - VT 21 (Hicks 4, Lipton 4, Strother 3, Starling 3, Williams 2, Guarneri 2, Wetzel 2, Owings); WVU 15 (Batch 3, Bulger 3, Kudryavtseva 3, Horvath 2, Clark 2, Carson, Whitehead)  
**TECHNICAL FOULS** - None  
**OFFICIALS:** Lewis, Orminski, Stroud  
**ATTENDANCE:** 389

**Virginia Tech 71, Providence 64**  
Feb. 21, 2001; Cassell Coliseum

PC (64)	MP	FG	FT	R	A	PF	TP
Gombotz	33	4-14	2-2	3	3	3	11
Wilcox	16	3-8	4-4	2	0	5	10
Roberts	29	2-5	2-6	5	1	2	6
Vozab	28	3-5	2-2	3	1	4	10
Quinn	39	2-9	1-1	4	3	2	6
Drechsler	4	0-1	1-2	1	0	1	1
Horvath	10	3-4	3-4	0	0	2	9
Shoop	5	0-1	0-0	1	0	2	0
Hawley-Stewart	4	0-1	0-0	2	1	0	0
Freeburg	16	2-4	1-4	3	0	4	5
Trippany	26	3-8	0-2	5	1	4	6
Team				4			
Totals	200	22-60	16-27	36	10	29	64

VT (71)	MP	FG	FT	R	A	PF	TP
Hicks	32	2-7	6-8	4	4	3	11
Jones	20	2-3	3-6	1	0	4	7
Kublina	35	5-9	8-10	11	0	2	18
Lipton	15	0-1	0-0	0	1	2	0
Wetzel	33	2-9	2-5	4	1	3	6
Guarneri	18	0-1	2-2	3	1	1	2
Starling	24	5-11	8-9	6	2	3	18
Strother	23	4-5	1-2	7	0	4	9
Team				4			
Totals	200	20-46	30-42	40	9	22	71

Providence	28	36	—	64
Virginia Tech	33	38	—	71

**PERCENTAGES:**  
PC FG% 36.7 3PT% 30.8 FT% 59.3  
VT FG% 43.5 3PT% 20.0 FT% 71.4

**3-POINTERS** - PC 4 (Vozab 2, Gombotz, Quinn); VT 1 (Hicks)  
**BLOCKED SHOTS** - PC 5 (Roberts 2, Vozab, Drechsler, Trippany); VT 5 (Kublina 2, Strother 2, Starling)  
**STEALS** - PC 3 (Gombotz, Horvath, Trippany); VT 8 (Wetzel 3, Kublina 2, Hicks, Starling, Strother)  
**TURNOVERS** - PC 18 (Quinn 4, Wilcox 3, Roberts 3, Shoop 2, Gombotz, Vozab, Horvath, Freeburg, Trippany, Team); VT 18 (Wetzel 5, Starling 4, Strother 3, Kublina 3, Jones 2, Guarneri)  
**TECHNICAL FOULS** - None  
**OFFICIALS:** Crawford, Stroud, Titus  
**ATTENDANCE:** 2,075

**Virginia Tech 86, Pittsburgh 50**  
Feb. 11, 2001; Cassell Coliseum

UP (50)	MP	FG	FT	R	A	PF	TP
Campbell	13	1-3	0-0	1	1	1	2
Ford	12	0-2	0-0	0	0	3	0
Stufflet	20	1-4	2-2	1	1	3	4
Ryndycz	14	0-1	0-0	0	0	2	0
Toney	30	4-7	2-2	1	1	5	10
Love	16	0-4	2-3	0	1	2	2
Stewart	22	2-9	1-2	1	0	1	6
Barkley	19	2-5	3-6	4	0	2	7
Selwyn	31	2-7	4-5	2	3	3	9
Wittenmayer	23	4-6	2-5	6	0	3	10
Team				5			
Totals	200	16-48	16-25	21	7	25	50

VT (86)	MP	FG	FT	R	A	PF	TP
Hicks	19	4-7	0-0	9	2	0	8
Williams	18	8-14	4-4	4	1	2	20
Jones	17	0-1	4-6	3	1	3	4
Guarneri	20	2-3	0-0	1	3	1	5
Wetzel	24	5-7	0-0	6	2	2	13
Owings	12	2-2	1-3	3	1	2	6
Kublina	24	3-5	6-9	4	0	2	12
Lipton	20	1-3	0-0	1	3	4	2
Starling	25	5-9	3-3	4	3	2	13
Strother	21	1-3	1-4	4	1	4	3
Team				4			
Totals	200	31-54	19-29	43	17	22	86

Pittsburgh	24	26	—	50
Virginia Tech	47	39	—	86

**PERCENTAGES:**  
UP FG% 33.3 3PT% 25.0 FT% 64.0  
VT FG% 57.4 3PT% 50.0 FT% 65.5

**3-POINTERS** - UP 2 (Stewart, Selwyn); VT 5 (Wetzel 3, Guarneri, Owings)  
**BLOCKED SHOTS** - UP 0; VT 1 (Owings)  
**STEALS** - UP 2 (Stewart, Barkley); VT 9 (Starling 2, Kublina 2, Wetzel 2, Hicks, Jones, Strother)  
**TURNOVERS** - UP 22 (Wittenmayer 6, Selwyn 5, Ryndycz 4, Toney 3, Campbell, Stufflet, Love, Barkley); VT 20 (Starling 4, Hicks 3, Jones 3, Guarneri 3, Kublina 3, Wetzel 2, Lipton, Team)  
**TECHNICAL FOULS** - None  
**OFFICIALS:** Aliberti, Plunkett, Schildt  
**ATTENDANCE:** 2,488

**Boston College 65, Virginia Tech 59 OT**  
Feb. 18, 2001; Cassell Coliseum

BC (65)	MP	FG	FT	R	A	PF	TP
Conway	43	5-9	2-2	7	4	0	13
Gottstein	42	8-12	0-0	8	4	4	16
Courmoyer	29	5-7	2-5	8	1	5	12
Jacobs	37	3-11	1-2	2	2	1	7
Shields	40	5-14	3-7	5	2	2	14
McManus	13	0-2	0-0	2	0	2	13
Byars	21	1-2	0-0	4	2	3	21
Team				4			
Totals	225	27-57	8-16	40	15	17	65


VT (59)	MP	FG	FT	R	A	PF	TP
Hicks	43	6-16	1-1	9	2	4	15
Williams	35	8-15	2-3	7	1	1	18
Kublina	33	0-14	4-7	9	0	4	4
Guarneri	21	0-2	0-0	2	2	0	0
Wetzel	42	3-5	3-4	1	0	1	10
Starling	34	3-13	4-5	9	3	4	10
Strother	17	1-1	0-0	3	1	1	2
Team				3			
Totals	225	21-66	14-20	43	9	15	59

Boston College	28	26	11	—	65
Virginia Tech	24	30	5	—	59

**PERCENTAGES:**  
BC FG% 47.4 3PT% 42.9 FT% 50.0  
VT FG% 31.8 3PT% 18.8 FT% 70.0

**3-POINTERS** - BC 3 (Conway, Shields, Byars); VT 3 (Hicks 2, Wetzel)  
**BLOCKED SHOTS** - BC 3 (Courmoyer 2, Shields); VT 3 (Guarneri, Wetzel, Starling)  
**STEALS** - BC 7 (Conway 2, Jacobs 2, Shields 2, Byars); VT 6 (Hicks 2, Wetzel 2, Guarneri, Starling)  
**TURNOVERS** - BC 13 (Jacobs 4, Gottstein 3, Shields 2, McManus 2, Courmoyer, Conway); VT 12 (Starling 3, Hicks 2, Williams 2, Strother 2, Kublina, Guarneri, Team)  
**TECHNICAL FOULS** - None  
**OFFICIALS:** Vbomelli, Riordan, Watt  
**ATTENDANCE:** 4,430



*Tere Williams, out with a knee injury, performed the national anthem on senior night.*

**Virginia Tech 52, Seton Hall 46**  
Feb. 24, 2001; Walsh Gym

VT (52)	MP	FG	FT	R	A	PF	TP
Hicks	36	1-4	2-2	6	3	2	4
Williams	23	5-10	6-9	4	0	3	16
Jones	26	2-2	0-0	3	0	0	4
Lipton	27	0-1	4-5	1	3	3	4
Wetzel	30	3-4	8-8	4	1	1	14
Kublina	19	1-4	0-0	4	0	0	2
Guarneri	9	0-0	0-0	1	0	0	0
Starling	19	1-8	4-4	2	0	2	6
Strother	11	0-0	2-2	1	0	2	2
Team				3			
Totals	200	13-33	26-30	30	7	13	52

SHU (46)	MP	FG	FT	R	A	PF	TP
Ardon	28	1-7	1-2	3	3	5	3
Jefferson	28	3-8	0-0	6	0	1	6
Murray	26	2-7	0-0	5	0	3	4
Lindqvist	38	3-7	3-4	3	4	3	11
Moreno	37	5-16	3-3	5	1	1	13
Burgess	8	0-1	0-0	1	0	1	0
Townsend	1	1-2	0-0	0	0	0	2
Phillip	3	0-0	0-0	0	0	0	0
Hayes	13	1-5	0-1	2	0	5	2
Fuller	13	2-5	1-2	4	1	2	5
Thomas	5	0-1	0-0	1	0	2	0
Team				5			
Totals	200	20-46	30-42	40	9	22	71

Virginia Tech	30	22	—	52
Seton Hall	16	30	—	46

**PERCENTAGES:**

VT	FG%	39.4	3PT%	0.0	FT%	86.7
SHU	FG%	30.5	3PT%	18.2	FT%	66.7

**3-POINTERS** - VT 0; SHU 2 (Lindqvist 2)  
**BLOCKED SHOTS** - VT 5 (Williams 2, Jones, Lipton, Strother); SHU 2 (Jefferson, Phillip)  
**STEALS** - VT 7 (Wetzel 4, Hicks, Williams, Jones); SHU 8 (Moreno 2, Ardon, Jefferson, Lindqvist, Hayes, Fuller, Thomas)  
**TURNOVERS** - VT 21 (Wetzel 6, Williams 5, Starling 3, Jones 2, Hicks 2, Lipton, Guarneri, Strother); SHU 16 (Lindqvist 4, Murray 3, Jefferson 2, Moreno 2, Burgess 2, Team 2, Fuller)  
**TECHNICAL FOULS** - None  
**OFFICIALS:** McKinne, Riordan, Zentz  
**ATTENDANCE:** 2,064

**BIG EAST CONFERENCE QUARTERFINAL**  
Virginia Tech 73, No. 23 Villanova 67

Mar. 4, 2001; Gampel Pavilion

VU (67)	MP	FG	FT	R	A	PF	TP
Davis	34	4-9	0-0	2	1	5	11
Druckenmiller	9	0-5	0-0	1	1	0	0
Barnes	29	5-7	0-0	7	2	4	10
Riley	37	4-9	3-4	1	6	1	12
Juhline	30	3-8	0-0	1	0	2	9
Mix	31	5-12	5-5	6	0	3	17
Pellicane	12	0-0	0-0	0	1	1	0
Baker	18	4-5	0-0	4	1	1	8
Team				4			
Totals	200	25-55	8-9	26	12	17	67

VT (73)	MP	FG	FT	R	A	PF	TP
Hicks	32	2-6	1-2	3	4	2	6
Williams	34	8-14	4-5	9	0	2	20
Jones	13	1-2	0-0	1	0	1	2
Lipton	5	0-0	0-0	0	0	0	0
Wetzel	36	3-4	4-4	4	3	2	10
Kublina	23	3-7	2-2	5	1	3	10
Guarneri	21	0-1	2-2	2	3	0	2
Starling	29	7-12	6-6	3	1	2	21
Strother	7	1-1	0-0	0	0	1	2
Team				2			
Totals	200	25-47	19-21	29	12	13	73

#23 Villanova	31	36	—	67
Virginia Tech	32	41	—	73

**PERCENTAGES:**

VU	FG%	45.5	3PT%	42.9	FT%	88.9
VT	FG%	53.2	3PT%	50.0	FT%	90.5

**3-POINTERS** - VU 9 (Davis 3, Juhline 3, Mix 2, Riley 1); VT 4 (Kublina 2, Hicks, Starling)  
**BLOCKED SHOTS** - VU 2 (Barnes 2); VT 1 (Kublina)  
**STEALS** - VU 7 (Baker 3, Davis, Riley, Juhline, Mix); VT 2 (Hicks 2)  
**TURNOVERS** - VU 14 (Riley 3, Mix 3, Davis 2, Juhline 2, Druckenmiller, Barnes, Baker, Team); VT 12 (Hicks 3, Williams 2, Wetzel 2, Strother 2, Lipton, Guarneri, Starling)  
**TECHNICAL FOULS** - None  
**OFFICIALS:** DeMayo, Lynch, Plunkett  
**ATTENDANCE:** 10,027

**NCAA TOURNAMENT FIRST ROUND**  
No. 25 Virginia Tech 77, Denver 57

Mar. 16, 2001; United Spirit Arena

UD (57)	MP	FG	FT	R	A	PF	TP
Dibella	23	1-4	0-0	3	0	3	2
Pavlickova	36	5-17	0-1	7	1	2	10
Carwell	23	2-5	1-1	1	0	0	5
Garcia	26	1-5	3-3	1	2	2	6
Atkinson	22	3-7	1-1	2	2	2	9
Neblett	2	2-2	0-0	1	0	0	4
Weddle	29	5-17	4-6	0	2	4	16
Davenport	2	0-0	0-0	0	1	0	0
Hart	3	0-0	0-0	1	0	1	0
Rhoads	14	1-1	0-1	3	0	2	2
Koralewski	5	0-0	1-2	0	0	0	1
Staton	15	1-3	0-0	2	0	1	2
Team				4			
Totals	200	21-61	10-15	25	8	17	57

VT (77)	MP	FG	FT	R	A	PF	TP
Williams	28	7-13	2-2	7	0	2	16
Jones	25	0-0	2-2	5	0	1	2
Guarneri	20	0-1	0-0	3	0	1	0
Wetzel	30	3-6	6-6	6	4	3	12
Hicks	33	5-8	2-2	8	3	2	14
Owings	2	0-1	0-0	0	0	0	0
Kublina	17	4-6	2-2	6	0	3	11
Lipton	13	0-1	2-4	0	3	2	2
Starling	22	7-9	6-6	9	4	3	20
Strother	10	0-2	0-0	1	1	1	10
Team				2			
Totals	200	26-47	22-24	41	15	18	77

Denver	17	40	—	57
#25 Virginia Tech	42	35	—	77

**PERCENTAGES:**

UD	FG%	34.4	3PT%	31.3	FT%	66.7
VT	FG%	55.3	3PT%	37.5	FT%	91.7

**3-POINTERS** - UD 5 (Atkinson 2, Weddle 2, Garcia); VT 3 (Hicks 2, Kublina 1)  
**BLOCKED SHOTS** - UD 2 (Diabella, Pavlickova); VT 3 (Williams, Kublina, Starling)  
**STEALS** - UD 14 (Weddle 4, Pavlickova 3, Garcia 2, Koralewski 2, Rhoads, Atkinson, Carwell); VT 10 (Guarneri 3, Wetzel 2, Hicks 2, Lipton 2, Williams)  
**TURNOVERS** - UD 19 (Atkinson 4, Weddle 4, Staton 4, Rhoads 3, Pavlickova 2, Koralewski, Dibella); VT 24 (Guarneri 6, Wetzel 6, Starling 3, Williams 2, Hicks 2, Lipton 2, Jones, Owings, Kublina)  
**TECHNICAL FOULS** - None  
**OFFICIALS:** Trammell, Cloud, Ortega  
**ATTENDANCE:** 10,893

**Virginia Tech 62, St. John's 54**  
Feb. 27, 2001; Alumni Hall

VT (62)	MP	FG	FT	R	A	PF	TP
Jones	25	0-1	2-3	4	0	2	2
Williams	30	4-10	0-0	3	0	2	8
Hicks	36	5-10	0-1	7	4	2	11
Lipton	18	1-1	0-0	2	4	1	2
Wetzel	36	4-7	8-11	4	3	2	16
Kublina	25	5-7	4-4	9	0	2	14
Guarneri	6	0-1	0-0	0	1	1	0
Starling	22	3-7	2-2	5	2	1	9
Strother	2	0-0	0-0	0	0	0	0
Team				2			
Totals	200	22-44	16-21	36	14	13	62

SJU (54)	MP	FG	FT	R	A	PF	TP
Iton	31	3-9	0-0	6	1	3	6
Johns	19	1-4	0-0	4	0	4	2
Myles	36	4-9	2-4	8	1	1	10
Thompson	37	10-20	4-4	3	1	4	28
Bowen	8	0-0	1-2	0	0	1	1
Warner	18	1-2	0-0	3	3	1	2
Brown, S.	28	2-7	0-0	0	0	1	5
Brown, R	23	0-6	0-0	1	1	4	0
Team				1			
Totals	200	21-57	7-10	26	7	19	54

Virginia Tech	32	30	—	62
St. John's	33	21	—	54

**PERCENTAGES:**

VT	FG%	50.0	3PT%	33.3	FT%	76.2
SJU	FG%	36.8	3PT%	41.7	FT%	70.0

**3-POINTERS** - VT 2 (Hicks, Starling); SJU 5 (Thompson 4, S. Brown 1)  
**BLOCKED SHOTS** - VT 4 (Kublina 2, Hicks, Lipton); SJU 4 (Myles 3, Thompson)  
**STEALS** - VT 7 (Wetzel 3, Jones, Williams, Lipton, Kublina); SJU 5 (Thompson 3, Warner, S. Brown)  
**TURNOVERS** - VT 19 (Williams 4, Hicks 4, Starling 4, Lipton 2, Wetzel 2, Kublina 2, Jones); SJU 17 (Thompson 5, Myles 3, R. Brown 3, Iton 2, Johns, Bowen, Warner, S. Brown)  
**TECHNICAL FOULS** - None  
**OFFICIALS:** Lewis, Palermo, Spence  
**ATTENDANCE:** 525

**BIG EAST CONFERENCE SEMIFINAL**  
No. 1 Notre Dame 67, Virginia Tech 49

Mar. 5, 2001; Gampel Pavilion

VT (49)	MP	FG	FT	R	A	PF	TP
Hicks	31	2-9	1-1	6	5	3	6
Williams	33	5-22	5-5	7	0	3	15
Jones	12	0-1	2-4	3	1	3	2
Guarneri	24	1-2	0-0	1	0	1	3
Wetzel	32	1-7	0-0	3	5	1	2
Owings	3	0-0	0-0	1	0	0	0
Kublina	22	3-12	2-4	4	1	2	8
Lipton	9	1-2	0-0	0	1	2	3
Starling	21	1-6	1-2	3	0	4	3
Strother	13	3-3	1-2	1	0	4	7
Team				5			
Totals	200	17-64	12-18	34	13	23	49

ND (67)	MP	FG	FT	R	A	PF	TP
Haney	30	6-12	0-0	6	0	1	12
Siemon	29	6-12	2-2	9	4	3	14
Riley	24	0-4	2-2	8	1	3	2
Ratay	33	3-8	7-8	4	3	2	14
Ivey	31	2-6	4-4	2	2	2	8
Severe	10	0-2	3-4	2	0	2	3
Joyce	17	2-6	2-2	1	0	0	8
Swanson	1	0-1	0-0	0	0	0	0
Barksdale	16	1-3	4-5	9	0	2	6
Dunbar	6	0-1	0-0	0	0	0	0
Leahy	3	0-0	0-0	1	0	1	0
Team				6			
Totals	200	20-55	24-27	48	10	16	67

Virginia Tech	17	32	—	49
#1 Notre Dame	36	31	—	67

**PERCENTAGES:**

VT	FG%	26.6	3PT%	18.8	FT%	66.7
ND	FG%	36.4	3PT%	42.9	FT%	88.9

**3-POINTERS** - VT 3 (Hicks, Guarneri, Lipton); ND 3 (Joyce 2, Ratay 1)  
**BLOCKED SHOTS** - VT 5 (Jones 2, Kublina 2, Owings); ND 9 (Riley 5, Barksdale 3, Haney)  
**STEALS** - VT 4 (Guarneri 2, Jones, Wetzel); ND 5 (Ratay 3, Siemon, Riley)  
**TURNOVERS** - VT 9 (Williams 3, Hicks 2, Strother 2, Guarneri, Lipton); ND 13 (Haney 4, Riley 4, Siemon, Ivey, Severe, Barksdale, Team)  
**TECHNICAL FOULS** - None  
**OFFICIALS:** Mattingly, Bomengen, Spence  
**ATTENDANCE:** 10,027

**NCAA TOURNAMENT SECOND ROUND**  
No. 13 Tex. Tech 73, No. 25 Virginia Tech 52

Mar. 18, 2001; United Spirit Arena

VT (52)	MP	FG	FT	R	A	PF	TP
Hicks	38	2-9	2-2	6	3	4	7
Williams	31	6-15	5-7	5	2	4	17
Jones	19	2-3	0-1	3	1	1	4
Guarneri	7	2-2	0-0	3	1	0	4
Wetzel	32	1-5	0-0	3	3	4	2
Kublina	26	3-6	1-1	8	0	4	7
Lipton	12	0-0	0-0	0	0	3	12
Starling	32	2-7	6-6	6	0	3	10
Strother	3	0-0	1-2	0	0	1	3
Team				5			
Totals	200	18-47	15-19	39			

# Results & Leaders

**2000-2001 Season: 22-9 Overall, 11-5 BIG EAST, NCAA Tournament Second Round**

DATE	TIME	OPPONENT	W/L	SCORE	ATT.	HIGH POINTS	HIGH REBOUNDS
11/17/00	7:00 p.m.	LIBERTY	W	72-51	2065	(17) WILLIAMS, Tere	(8) WILLIAMS, Tere
11/21/00	7:00 p.m.	JAMES MADISON	W	78-60	1572	(18) WETZEL, Amy	(10) WILLIAMS, Tere
11/25/00	2:00 p.m.	#vs Michigan State	W	50-36	118	(15) STARLING, Chrystal	(5) JONES, Nicole (5) HICKS, Sarah
11/26/00	4:00 p.m.	#at Florida State	L	57-77	562	(16) WILLIAMS, Tere	(6) WILLIAMS, Tere
11/30/00	7:00 p.m.	#17 VIRGINIA	W	57-56	3132	(17) WETZEL, Amy	(9) WILLIAMS, Tere
12/02/00	4:00 p.m.	at Richmond	W	77-74	3403	(19) WILLIAMS, Tere	(11) WILLIAMS, Tere
12/06/00	7:30 p.m.	*at #7 Rutgers	L	53-61	2267	(18) HICKS, Sarah	(9) HICKS, Sarah
12/09/00	2:00 p.m.	RADFORD	W	71-45	2176	(16) STROTHER, Christina	(7) KUBLINA, Ieva
12/18/00	7:00 p.m.	at Clemson Tigers	L	59-80	2810	(14) WILLIAMS, Tere	(6) STARLING, Chrystal (6) WETZEL, Amy
12/21/00	6:30 p.m.	at Old Dominion	W	69-57	4693	(19) WILLIAMS, Tere	(7) STARLING, Chrystal
12/28/00	7:50 p.m.	\$UNC ASHEVILLE	W	85-47	1887	(19) WILLIAMS, Tere	(7) STARLING, Chrystal
12/29/00	7:30 p.m.	\$MAINE	W	79-68	1871	(17) JONES, Nicole	(8) JONES, Nicole
01/03/01	7:00 p.m.	*#3 NOTRE DAME	L	64-75	3418	(17) WILLIAMS, Tere	(6) STARLING, Chrystal
01/07/01	4:00 p.m.	*MIAMI	W	64-51	2369	(22) WILLIAMS, Tere	(12) WILLIAMS, Tere
1-13-01	2:00 p.m.	*at #3 Notre Dame	L	55-75	5873	(11) STARLING, Chrystal	(7) KUBLINA, Ieva
1-17-01	7:00 p.m.	*at BOSTON COLLEGE	W	64-52	1727	(12) HICKS, Sarah (12) WILLIAMS, Tere	(5) WILLIAMS, Tere (5) HICKS, Sarah (5) WETZEL, Amy
01/20/01	7:00 p.m.	*GEORGETOWN	W	79-50	2637	(19) KUBLINA, Ieva	(8) WILLIAMS, Tere
01/23/01	7:00 p.m.	*#24 VILLANOVA	W	65-59	2040	(22) WILLIAMS, Tere	(7) KUBLINA, Ieva (7) WILLIAMS, Tere
01/31/01	7:00 p.m.	*at Syracuse University	W	48-46	648	(17) HICKS, Sarah	(9) HICKS, Sarah
2/3/01	2:00 p.m.	*at Providence	W	65-54	1304	(18) WILLIAMS, Tere	(8) WILLIAMS, Tere
02/07/01	7:00 p.m.	*#3 CONNECTICUT	L	38-90	7402	(14) WILLIAMS, Tere	(6) HICKS, Sarah (6) STARLING, Chrystal
02/11/01	2:00 p.m.	*PITTSBURGH	W	86-50	2488	(20) WILLIAMS, Tere	(9) HICKS, Sarah
2-14-01	7:00 p.m.	*at West Virginia	W	92-53	389	(23) STARLING, Chrystal	(11) KUBLINA, Ieva
02/18/01	2:00 p.m.	*BOSTON COLLEGE	L(OT)	59-65	4430	(18) WILLIAMS, Tere	(9) HICKS, Sarah (9) STARLING, Chrystal (9) KUBLINA, Ieva
02/21/01	7:00 p.m.	*PROVIDENCE	W	71-64	2075	(18) STARLING, Chrystal	(11) KUBLINA, Ieva (18) KUBLINA, Ieva
2/24/01	2:00 p.m.	*at Seton Hall	W	52-46	2064	(16) WILLIAMS, Tere	(6) HICKS, Sarah
02/27/01	7:30 p.m.	*at St. John's	W	62-54	525	(16) WETZEL, Amy	(9) KUBLINA, Ieva
3/4/01	12:00 p.m.	vs #23 VILLANOVA	W	73-67	10027	(21) STARLING, Chrystal	(9) WILLIAMS, Tere
3/5/01	6:00 p.m.	vs #1 NOTRE DAME	L	49-67	10027	(15) WILLIAMS, Tere	(7) WILLIAMS, Tere
3-16-01	5:35 p.m.	vs Denver	W	77-57	10893	(20) STARLING, Chrystal	(8) HICKS, Sarah
3-18-01	6:35 p.m.	at #13 Texas Tech	L	52-73	12161	(17) WILLIAMS, Tere	(8) KUBLINA, Ieva

\* = Conference game

# = Tallahassee Democrat Classic

\$ = Lady Luck Classic


## 2000-2001 Records by Site

	OVERALL	HOME	AWAY	NEUTRAL
ALL GAMES	22-9	11-3	8-5	3-1
CONFERENCE	11-5	5-3	6-2	0-0
NON-CONFERENCE	11-4	6-0	2-3	3-1

## 2000-2001 Attendance Summary

	GAMES	TOTALS	AVG/GAME
HOME	14	39562	2826
AWAY	13	38426	2956
NEUTRAL	4	20172	5043
TOTAL	31	98160	3166

**The Hokies posted a 22-9 record and advanced to the NCAA Tournament Second Round in Lubbock, Tex.**



# 2000-2001 Statistics

No. Player	GP	GS	MIN	AVG	FG	FGA	PCT	3-Pointers			FTFTA	PCT	Rebounds				PF	FO	A	TOBLK	ST	PTS	AVG		
								FG	FGA	PCT			OFF	DEF	TOT	AVG									
40 WILLIAMS, Tere <i>Conference only</i>	30	30	814	27.1	176	366	.481	1	15	.067	104	136	.765	67	110	177	5.9	83	1	30	78	16	26	457	15.2
	15	15	400	26.7	85	179	.475	1	8	.125	48	60	.800	26	55	81	5.4	41	0	14	40	7	10	219	14.6
22 STARLING, Chrystal <i>Conference only</i>	31	1	764	24.6	108	254	.425	15	50	.300	93	107	.869	50	86	136	4.4	66	0	49	83	14	27	324	10.5
	16	0	394	24.6	58	137	.423	9	29	.310	43	50	.860	25	46	71	4.4	29	0	25	42	9	13	168	10.5
30 HICKS, Sarah <i>Conference only</i>	31	31	895	28.9	107	246	.435	42	108	.389	44	59	.746	40	124	164	5.3	52	0	84	60	6	29	300	9.7
	16	16	467	29.2	61	137	.445	22	57	.386	22	31	.710	24	72	96	6.0	24	0	39	31	2	10	166	10.4
23 WETZEL, Amy <i>Conference only</i>	31	31	950	30.6	88	206	.427	15	37	.405	95	120	.792	22	87	109	3.5	67	2	86	76	1	49	286	9.2
	16	16	500	31.3	47	104	.452	8	20	.400	56	69	.812	15	40	55	3.4	33	2	41	34	1	29	158	9.9
4 KUBLINA, Ieva <i>Conference only</i>	31	3	642	20.7	87	199	.437	13	38	.342	55	85	.647	57	97	154	5.0	67	0	15	46	35	11	242	7.8
	16	3	366	22.9	49	116	.422	8	26	.308	33	49	.673	42	48	90	5.6	38	0	9	28	16	9	139	8.7
31 JONES, Nicole <i>Conference only</i>	29	28	647	22.3	53	102	.520	0	1	.000	43	72	.597	30	70	100	3.4	57	1	14	51	9	25	149	5.1
	14	14	307	21.9	18	41	.439	0	1	.000	17	34	.500	12	32	44	3.1	25	0	6	31	3	12	53	3.8
51 STROTHER, C. <i>Conference only</i>	29	1	370	12.8	37	68	.544	0	0	.000	23	38	.605	17	45	62	2.1	57	0	5	43	8	7	97	3.3
	16	0	214	13.4	18	35	.514	0	0	.000	14	24	.583	12	26	38	2.4	32	0	3	23	5	4	50	3.1
21 GUARNERI, Lisa <i>Conference only</i>	23	15	479	20.8	21	61	.344	9	36	.250	9	16	.563	6	47	53	2.3	21	0	72	63	2	26	60	2.6
	15	12	331	22.1	12	45	.267	7	30	.233	5	10	.500	3	31	34	2.3	14	0	49	38	2	15	36	2.4
20 LIPTON, Emily <i>Conference only</i>	30	15	455	15.2	10	37	.270	3	11	.273	27	33	.818	1	22	23	0.8	57	1	50	57	2	16	50	1.7
	15	4	194	12.9	5	15	.333	2	7	.286	5	6	.833	0	8	8	0.5	23	0	19	15	2	6	17	1.1
12 OWINGS, Mollie <i>Conference only</i>	18	0	139	7.7	10	25	.400	2	9	.222	7	13	.538	5	15	20	1.1	13	0	13	9	5	5	29	1.6
	7	0	45	6.4	2	8	.250	1	3	.333	5	11	.455	1	7	8	1.1	8	0	4	3	1	1	10	1.4
42 SIMMONS, Davina <i>Conference only</i>	9	0	70	7.8	9	18	.500	0	1	.000	10	16	.625	7	7	14	1.6	10	0	2	6	0	3	28	3.1
	2	0	7	3.5	0	0	.000	0	0	.000	1	2	.500	1	0	1	0.5	1	0	0	2	0	0	1	0.5
TEAM REBOUNDS <i>Conference only</i>														44	65	109	3.5	0			6				
														26	36	62	3.9	0			4				
Virginia Tech <i>Conference only</i>	31		6225		706	1582	.446	100	306	.327	510	695	.734	346	775	1121	36.2	550	5	420	578	98	224	2022	65.2
	16		3225		355	817	.435	58	181	.320	249	346	.720	187	401	588	36.8	268	2	209	291	48	109	1017	63.6
Opponents <i>Conference only</i>	31		6225		688	1738	.396	124	357	.347	360	545	.661	372	625	997	32.2	606	-	376	536	111	240	1860	60.0
	16		3225		353	908	.389	60	183	.328	179	271	.661	203	329	532	33.2	312	8	198	258	64	119	945	59.1

SCORE BY PERIODS:	1st	2nd	OT	Total	DEADBALL REBOUNDS:	OFF	DEF	TOTAL
Virginia Tech	949	1068	5	2022	Virginia Tech	72	17	89
Opponents	877	972	11	1860	Opponents	71	18	89



**The 2000-2001 Virginia Tech Women's Basketball Team: (front, l to r) assistant coach Joe Mathews, head coach Bonnie Henrickson, Lisa Guarneri, Nicole Jones, Tere Williams, Amy Wetzel, Mollie Owings, Sarah Hicks, assistant coach Tisha Hill, assistant coach Karen Lange; (back, l to r) manager Jennifer Negley, trainer Ron Esteban, administrative assistant Katie O'Connor, Davina Simmons, Christina Strother, Ieva Kublina, Chrystal Starling, Emily Lipton, manager Connor Hoffmann, manager Kellen Williams and manager Eric Cross.**

# 2000-2001 BIG EAST Conference Results

## League Games

## All Games

Team	W	L	Pct.	H	A	W	L	Pct.	H	A	N
Notre Dame	15	1	.938	8-0	7-1	34	2	.944	15-0	11-2	8-0
Connecticut	15	1	.938	8-0	7-1	32	3	.914	19-0	11-2	2-1
Rutgers	13	3	.813	8-0	5-3	23	8	.742	13-1	8-5	2-2
Virginia Tech	11	5	.688	5-3	6-2	22	9	.710	11-3	8-5	3-1
Villanova	11	5	.688	6-2	5-3	21	9	.710	11-3	8-5	3-1
Seton Hall	9	7	.563	4-4	5-3	16	12	.571	8-5	7-6	1-1
Boston College	7	9	.438	3-5	4-4	14	15	.483	5-8	7-7	3-0
Georgetown	6	10	.375	5-3	1-7	17	15	.531	11-5	4-9	2-1
Syracuse	6	10	.375	5-3	1-7	12	15	.444	7-4	4-10	1-1
Miami	6	10	.375	4-4	2-6	13	15	.464	11-6	2-8	0-1
Providence	4	12	.250	3-5	1-7	11	17	.393	6-5	3-10	2-2
St. John's	3	13	.188	3-5	0-8	8	20	.286	5-7	2-10	1-3
Pittsburgh	3	13	.188	3-5	0-8	9	18	.333	7-6	2-12	0-0
West Virginia	3	13	.188	2-6	1-7	5	22	.185	4-9	1-10	0-3



After helping lead Virginia Tech to a fourth-place finish in its first season in the conference, Tere Williams was named second-team All-BIG EAST.

## 2001 BIG EAST TOURNAMENT RESULTS

University of Connecticut; Storrs, Conn.  
Harry A. Gampel Pavilion  
March 3-6, 2001

Villanova  
No. 5 Seed

Villanova  
(63-41)

Virginia Tech  
(73-67)

St. John's  
No. 12 Seed

Virginia Tech  
No. 4 Seed

Notre Dame\*  
(67-49)

Georgetown  
No. 8 Seed

Georgetown  
(82-75, OT)

Notre Dame  
(89-33)

Syracuse  
No. 9 Seed

Notre Dame  
No. 1 Seed

**BIG EAST  
Champion  
Connecticut  
(78-76)**

Boston College  
No. 7 Seed

Boston College  
(62-49)

Connecticut  
(96-53)

Miami  
No. 10 Seed

Connecticut  
No. 2 Seed

Connecticut  
(94-66)

Seton Hall  
No. 6 Seed

Providence  
(72-61)

Rutgers  
(69-58)


Providence  
No. 11 Seed

Rutgers  
No. 3 Seed

\* BIG EAST Tournament runner-up  
Notre Dame went on to win the NCAA  
Tournament and become national champions.

For more information on the BIG EAST Conference, go to [www.bigeast.org](http://www.bigeast.org)  
For more information on Virginia Tech athletics, go to [www.hokiesportsinfo.com](http://www.hokiesportsinfo.com)

# OPPONENTS



*"We are excited about the challenge of our non-conference and BIG EAST Conference schedules. Our players use this as motivation to continue to improve."*

*– Coach Bonnie Henrickson*



## Boston College

### EAGLES

January 9 • Blacksburg, Va.

Location: Chestnut Hill, Massachusetts  
 Founded: 1863  
 Enrollment: 14,600  
 Colors: Maroon and Gold  
 Conference: BIG EAST  
 President: Rev. William P. Leahy, S.J.  
 Athletic Director: Gene DeFilippo  
 Home Court (cap.): Silvio O. Conte Forum (8,606)  
 2000-2001 Record: 14-15  
 2000-2001 Conf. Record/Finish: 7-9/7th  
 2001 Postseason App.: None  
 Head Coach (Alma Mater, Yr.): Cathy Inglese  
 (Southern Connecticut, '80)  
 Coach's Career Record (Yrs.): 246-179 (15 Years)  
 Coach's School Record (Yrs.): 126-105 (8 Years)  
 Coach's Office Phone: (617) 552-4530  
 Assistant Coaches: Pam Borton (Assoc. Head  
 Coach), Kelly Cole, Bill Gould  
 Series Record with VT: Virginia Tech leads, 2-01  
 Top Honors Candidates: Becky Gottstein,  
 Amber Jacobs  
 Media Relations Phone: (617) 552-3004  
 Media Relations Director: Mike Enright  
 Women's Basketball Contact: Lisa Cascio  
 E-mail: cascio@bc.edu  
 Website: www.bceagles.com  
 Sports Information Fax: (617) 552-4903  
 Press Row Phone: (617) 552-8989  
 Lettermen Returning/Lost: 6/2  
 Starters Returning/Lost: 4/1  
 Top Returner: Becky Gottstein

#### Schedule

NOV.: 3 - Exhibition; 16 - at Fairfield; 20 -  
 Arkansas; 26 - Holy Cross; DEC.: 1 - at St.  
 Joseph's; 5 - at Tennessee; 8 - at Buffalo; 10 - at  
 Oakland; 16 - Quinnipiac; 22 - Northeastern; 28-29 -  
 at Sun & Fun Classic; JAN.: 2 - St. John's; 5 -  
 Seton Hall; 9 - at Virginia Tech; 12 - at Pittsburgh;  
 15 - Providence; 19 - Rutgers; 23 - at Villanova;  
 26 - at Connecticut; 30 - West Virginia; FEB.: 2 -  
 Georgetown; 10 - at Notre Dame; 12 - at West  
 Virginia; 16 - Pittsburgh; 20 - Syracuse; 23 - at St.  
 John's; 26 - at Miami; MAR.: 2-5 - BIG EAST  
 Tournament



**Cathy Inglese**  
Head Coach



**Becky Gottstein**



## Clemson

### LADY TIGERS

January 3 • Blacksburg, Va.

Location: Clemson, South Carolina  
 Founded: 1889  
 Enrollment: 16,982  
 Colors: Orange and Purple  
 Conference: Atlantic Coast  
 President: James F. Barker  
 Athletic Director: Bobby Robinson  
 Home Court (cap.): Littlejohn Coliseum (11,020)  
 2000-2001 Record: 21-10  
 2000-2001 Conf. Record/Finish: 10-6/4th  
 2001 Postseason App.: NCAA, 2<sup>nd</sup> Round  
 Head Coach (Alma Mater, Yr.): Jim Davis  
 (Tennessee Wesleyan, '70)  
 Coach's Career Record (Yrs.): 318-146 (15 Years)  
 Coach's School Record (Yrs.): 299-138 (14 Years)  
 Coach's Office Phone: (864) 656-2212/1919  
 Assistant Coaches: Dr. Sam Dixon (Assoc. Head  
 Coach), Jody Hensen, Mike Hodge  
 Series Record with VT: Clemson leads, 3-0  
 Top Honors Candidates: Chrissy Floyd,  
 Krystall Scott  
 Sports Information Phone: (864) 656-1924  
 Sports Information Director: Tim Bourret  
 Women's Basketball Contact: Sam Blackman  
 E-mail: blackmj@clemson.edu  
 Website: www.clemsonladytigers.com  
 Sports Information Fax: (864) 656-0299  
 Press Row Phone: (864) 654-3326  
 Lettermen Returning/Lost: 8/3  
 Starters Returning/Lost: 3/2  
 Top Returner: Chrissy Floyd

#### Schedule

NOV.: 8 - Exhibition Game; 13 - Exhibition Game;  
 16 - East Carolina; 19 - Illinois; 25 - at  
 Massachusetts; 28 - South Carolina; DEC.: 2 - at  
 Furman; 5 - at Maryland; 18 - Miami (Ohio); 15 -  
 Winthrop; 18 - at Penn State; 20 - Charleston  
 Southern; 28 - at Hartford; 30 - Florida State;  
 JAN.: 3 - at Virginia Tech; 7 - at Virginia; 10 -  
 Duke; 13 - North Carolina; 17 - at Wake Forest; 21  
 - Maryland; 24 - N.C. State; 26 - at Georgia Tech;  
 31 - at Florida State; FEB.: 7 - Virginia; 10 - at  
 Duke; 14 - at North Carolina; 17 - Wake Forest; 21  
 - Georgia Tech; 25 - at N.C. State; MAR.: 1-4 - at  
 ACC Tournament



**Jim Davis**  
Head Coach



**Chrissy Floyd**



## Connecticut

### HUSKIES

January 29 • Blacksburg, Va.  
February 10 • Storrs, Conn.

Location: Storrs, Connecticut  
 Founded: 1881  
 Enrollment: 23,419  
 Colors: National Flag Blue (Navy) and White  
 Conference: BIG EAST  
 President: Dr. Phillip E. Austin  
 Athletic Director: Lew Perkins  
 Home Court (cap.): Harry A. Gampel Pavillion  
 (10, 027)/Hartford Civic Center (16,294)  
 2000-2001 Record: 32-3  
 2000-2001 Conf. Record/Finish: 15-1/T1<sup>st</sup>  
 2001 Postseason App.: NCAA Final Four  
 Head Coach (Alma Mater, Yr.): Geno Auriemma  
 (West Chester, '81)  
 Coach's Career Record (Yrs.): 425-98 (16 Years)  
 Coach's School Record (Yrs.): 425-98 (16 Years)  
 Coach's Office Phone: (860) 486-4756  
 Assistant Coaches: Chris Dailey (Assoc. Head  
 Coach), Tonya Cardoza, Jamelle Elliot  
 Series Record with VT: Connecticut leads, 3-1  
 Top Honors Candidates: Sue Bird, Diana Taurasia,  
 Swin Cash  
 Sports Information Phone: (860) 486-3531  
 Sports Information Director: Tim Tolokan  
 Women's Basketball Contact: AnnMarie Person  
 E-mail: annmarie@athletics.ath.uconn.edu  
 Website: www.UConnHuskies.com  
 Sports Information Fax: (860) 486-5085  
 Press Row Phone: (860) 486-2896  
 Lettermen Returning/Lost: 8/5  
 Starters Returning/Lost: 2/3  
 Top Returner: Sue Bird

#### Schedule

NOV.: 2 - Exhibition; 5 - Exhibition; 9 - Fairfield  
 (WNIT); 11 - WNIT; 14 or 15 - WNIT; 18 - WNIT  
 Final; 24 - Rhode Island; 26 - at Wake Forest; 30 -  
 Ball State; DEC.: 4 - St. John's; 8 - Holy Cross; 9 -  
 Louisiana Tech; 22 - Oklahoma; 27 - Cal-State  
 Northridge; 29 - at Old Dominion; 31 - at Wright  
 State; JAN.: 2 - Pittsburgh; 5 - at Tennessee; 9 - at  
 St. John's; 12 - Miami; 15 - at Georgetown; 19 - at  
 Villanova; 21 - Notre Dame; 26 - Boston College;  
 29 - at Virginia Tech; FEB.: 3 - at Providence; 6 -  
 Seton Hall; 10 - Virginia Tech; 13 - at Syracuse; 20  
 - Providence; 23 - at Rutgers; 26 - at West  
 Virginia; MAR.: 2-5 - BIG EAST Tournament



**Geno Auriemma**  
Head Coach



**Sue Bird**





## Elon

### PHOENIX

December 28-29 • Blacksburg, Va.  
The Lady Luck Classic

Location: Elon, North Carolina  
 Founded: 1889  
 Enrollment: 4,150  
 Colors: Maroon and Gold  
 Conference: Big South  
 President: Dr. Leo Lambert  
 Athletic Director: Dr. Alan White  
 Home Court (cap.): Koury Center (2,000)  
 2000-2001 Record: 16-14  
 2000-2001 Conf. Record/Finish: 8-6/2<sup>nd</sup>  
 2001 Postseason App.: None  
 Head Coach (Alma Mater, Yr.): Brenda Paul  
 (North Georgia '77)  
 Coach's Career Record (Yrs.): 363-309 (23 Years)  
 Coach's School Record (Yrs.): 83-112 (7 Years)  
 Coach's Office Phone: (336) 278-6800  
 Assistant Coaches: Ann Lashley (Assoc. Coach),  
 Ann Monsted  
 Series Record with VT: First Meeting  
 Top Honors Candidates: Jayme Chikos, Holly Andrews  
 Sports Information Phone: (336) 278-6712  
 Sports Information Director: Matt Eviston  
 Women's Basketball Contact: Chris Rash  
 E-mail: crash@elon.edu  
 Website: www.elon.edu.com/athletics  
 Sports Information Fax: (336) 278-6768  
 Press Row Phone: (336) 278-6749  
 Lettermen Returning/Lost: 9/5  
 Starters Returning/Lost: 3/2  
 Top Returner: Jayme Chikos

#### Schedule

NOV.: 16 – at Duke; 24 –25 – at Lehigh Christmas Classic; 28 – Longwood; DEC.: 1-2 – at Morehead Classic; 5 – at North Carolina A&T; 16 – at Jacksonville; 18 – at Florida; 28-29 – at Lady Luck Classic; JAN.: 2 – at Radford; 5 – at Birmingham Southern; 9 – at Winthrop; 12 – Charleston Southern; 14 – Coastal Carolina; 19 – at UN C Asheville; 21 – Liberty; 26 – at High Point; 30 – UNC Asheville FEB.: 2 – at Charleston Southern; 7 – Winthrop; 9 – Birmingham Southern; 14 – at Liberty; 19 – Radford; 23 – High Point;.: 27- Mar. 2 – at Big South Tournament



**Brenda Paul**  
Head Coach



**Holly Andrews**



## Gardner-Webb

### LADY BULLDOGS

December 28-29 • Blacksburg, Va.  
The Lady Luck Classic

Location: Boiling Springs, North Carolina  
 Founded: 1905  
 Enrollment: 3,500  
 Colors: Red and Black  
 Conference: Independent  
 President: Dr. M. Christopher White  
 Athletic Director: Chuck Burch  
 Home Court (cap.): Lutz-Yelton Conv. Center (5,000)  
 2000-2001 Record: 15-17  
 2000-2001 Conf. Record/Finish: Independent  
 2001 Postseason App.: None  
 Head Coach (Alma Mater, Yr.): Eddie McCurley  
 (Georgia Southern, '76)  
 Coach's Career Record (Yrs.): 170-95 (8 Years)  
 Coach's School Record (Yrs.): 94-73 (6 Years)  
 Coach's Office Phone: (704) 406-4352  
 Assistant Coaches: Jowita Sokolowska  
 Series Record with VT: Virginia Tech leads, 1-0  
 Top Honors Candidates: Casey Collins  
 Sports Information Phone: (704) 406-3981  
 Sports Information Director: Mark Rabb  
 Women's Basketball Contact: Elizabeth Allen  
 E-mail: eallen@gardner-webb.edu  
 Website: www.gardner-webb.edu  
 Sports Information Fax: (704) 406-3523  
 Press Row Phone: (704) 406-4355  
 Lettermen Returning/Lost: 7/5  
 Starters Returning/Lost: 1/4  
 Top Returner: Casey Collins

#### Schedule

NOV.: 16 – at James Madison; 21 – at Johnson C. Smith; 28 – at North Carolina A&T; DEC.: 1- at Southern Mississippi in the Southern Mississippi Invitational; 1- at Southern Mississippi Invitational; 4 – at Western Carolina; 7 – William & Mary; 9 – at UNC Asheville; 15 – Mars Hill; 17 – Morehead State; 28 – at Virginia Tech in the Lady Luck Classic; 29- at Lady Luck Classic; JAN.: 3 – at Norfolk State; 5 – at Murray State; 9 – Savannah State; 14 – at Winthrop; 19 – at Texas-Pan American; 21 – at Texas A&M-Corpus Christi; 24 – Centary; 26 – at Savannah State; 31- at Davidson; FEB.: 2 – Texas A&M-Corpus Christi; 5 – at East Carolina; 9 – at Lipscomb; 11 – at Centary; 16 – Texas-Pan American; 18-20 – at NCCAA Regional; 23 – Lipscomb



**Eddie McCurley**  
Head Coach



**Casey Collins**



## Georgetown

### HOYAS

January 12 • Washington, D.C.

Location: Washington, D.C.  
 Founded: 1789  
 Enrollment: 12,498  
 Colors: Blue and Gray  
 Conference: BIG EAST  
 President: John J. DeGioia, Ph.D  
 Athletic Director: Joseph Lang  
 Home Court (cap.): McDonough Arena (2,400)  
 2000-2001 Record: 17-15  
 2000-2001 Conf. Record/Finish: 6-10/T8th  
 2001 Postseason App.: WNIT 2nd Round  
 Head Coach (Alma Mater, Yr.): Patrick Knapp  
 (Widener, '75)  
 Coach's Career Record (Yrs.): 253-258 (18Years)  
 Coach's School Record (Yrs.): 208-219 (15 Years)  
 Coach's Office Phone: (202) 687-6613  
 Assistant Coaches: Niki Reid, Bob Clark,  
 Natasha Barnes-Adair  
 Series Record with VT: Series is tied 1-1  
 Top Honors Candidates: Rebekkah Brunson,  
 Lesley Walker  
 Sports Information Phone: (202) 687-2492  
 Sports Information Director: Mike Tuberosa  
 Women's Basketball Contact: Mike Tuberosa  
 E-mail: mtt2@georgetown.edu  
 Website: www.guhoyas.com  
 Sports Information Fax: (202) 687-2491  
 Press Row Phone: (202) 687-6333  
 Lettermen Returning/Lost: 9/4  
 Starters Returning/Lost: 2/3  
 Top Returner: Lesley Walker

#### Schedule

NOV.: 10– Eos Malbus-Sweden (Exhibition); 19 – at Colgate; 24 – Rider; 28 – at George Mason; 30 – Fairfield; DEC.: 5 – at George Washington; 8 – Duke; 11 – at American; 20 – Maryland-Baltimore County; 28 – vs. Kansas in the St. John's Tourn.; 29– at St. John's Tourn.; JAN.: 2 – at Providence; 5– Pittsburgh; 9– at Rutgers; 12 – Virginia; 15 – Connecticut; 19 – at Syracuse; 23 – at Pittsburgh; 26 – St. John's; 30 – Seton Hall; FEB.: 2 – at Boston College; 6 – at West Virginia; 13 – Miami; 16 – at St. John's; 20 – Villanova; 23 – Notre Dame; 26 – at Seton Hall; MAR.: 2-5 – BIG EAST Championship



**Patrick Knapp**  
Head Coach



**Lesley Walker**



## Hampton

### LADY PIRATES

December 28-29 • Blacksburg, Va.  
The Lady Luck Classic

Location: Hampton, Virginia  
Founded: 1868  
Enrollment: 5,705  
Colors: Royal Blue and White  
Conference: MEAC  
President: Dr. William R. Harvey  
Athletic Director: Dr. Dennis Thomas  
Home Court (cap.): Convocation Center (7,200)  
2000-2001 Record: 14-15  
2000-2001 Conf. Record/Finish: 11-7/4th  
2001 Postseason App.: None  
Head Coach (Alma Mater, Yr.): Patricia Cage Bibbs (Grambling State, '72)  
Coach's Career Record (Yrs.): 314-171 (15 Years)  
Coach's School Record (Yrs.): 70-47 (4 Years)  
Coach's Office Phone: (757) 728-6818  
Assistant Coaches: Walter Mebane, Nakia Jones  
Series Record with VT: Virginia Tech leads, 2-0  
Top Honors Candidates: Lashondra Dixon, Lineni Noa  
Sports Information Phone: (757) 727-5811  
Sports Information Director: Patricia Harvey  
Women's Basketball Contact: Adrian Wideman  
E-mail: adrian.wideman@hamptonu.edu  
Website: www.hamptonu.edu  
Sports Information Fax: (757) 727-5813  
Press Row Phone: (757) 728-6842  
Lettermen Returning/Lost: 11/3  
Starters Returning/Lost: 5/0  
Top Returner: LaShondra Dixon

#### Schedule

NOV.: 1 – M.I. Express (Exb.); 12 – Hoop Booth (Exb.); 16 – Virginia; 21-26 – at San Juan Shootout;  
DEC.: 1 – at Morgan State; 3 – at Coppin State; 7-8 – at Georgia State Tournament; 15 – Liberty; 21 – at Southern Miss; 28-29 – at Lady Luck Classic;  
JAN.: 5 – Maryland Eastern Shore; 12 – at South Carolina State; 14 – at North Carolina A&T; 19 – Delaware State; 21 – Howard; 25 – at Bethune-Cookman; 28 – Florida A&M; FEB.: 2 – Morgan State; 4 – Coppin State; 7 – Norfolk State; 9 – at Maryland Eastern Shore; 16 – South Carolina State; 18 – North Carolina A&T; 23 – at Delaware State; 25 – at Howard; MAR.: 2 – at Norfolk State; 4-9 – MEAC Tournament



**Patricia Cage Bibbs**  
Head Coach



**LaShondra Dixon**



## James Madison

### DUKES

December 21 • Harrisonburg, Va.

Location: Harrisonburg, Virginia  
Founded: 1908  
Enrollment: 15,000  
Colors: Purple & Gold  
Conference: Colonial Athletic Association  
President: Dr. Linwood H. Rose  
Athletic Director: Jeff Bourne  
Home Court (cap.): JMU Convocation Center (7,156)  
2000-2001 Record: 23-10  
2000-2001 Conf. Record/Finish: 12-4/2nd  
2001 Postseason App.: WNIT Semifinals  
Head Coach (Alma Mater, Yr.): Bud Childers (Charleston Southern, '79)  
Coach's Career Record (Yrs.): 319-215 (18 Years)  
Coach's School Record (Yrs.): 70-51 (4 Years)  
Coach's Office Phone: Contact SID  
Assistant Coaches: Jennifer Hoover, Russell Sarfaty, Roscelle Bullock  
Series Record with VT: Virginia Tech leads, 17-15  
Top Honors Candidates: Nadine Morgan, Allyson Keener  
Sports Information Phone: (540) 568-6154  
Sports Information Director: Gary Michael  
Women's Basketball Contact: Milla Sue Wisecarver  
E-mail: wisecams@jmu.edu  
Website: www.jmu.edu/athletics  
Sports Information Fax: (540) 568-3703  
Press Row Phone: (540) 568-6710  
Lettermen Returning/Lost: 12/2  
Starters Returning/Lost: 4/1  
Top Returner: Nadine Morgan

#### Schedule

NOV.: 2 – EOS Malbas (Exb.); 16 – Gardner-Webb; 18 – East Tennessee State; 23 – vs. Illinois at St. Mary's Thanksgiving Classic; 24 – at St. Mary's Thanksgiving Classic; 29 – Massachusetts; DEC.: 2 – at Vanderbilt; 7 – Coastal Carolina; 16 – West Virginia; 21 – Virginia Tech; 23 – at Virginia Commonwealth; JAN.: 4 – Drexel; 6 – Hofstra; 10 – Towson; 13 – at William & Mary; 18 – UNC Wilmington; 20 – at Delaware; 24 – at George Mason; 27 – Old Dominion; FEB.: 1 – at Drexel; 3 – at Hofstra; 7 – William & Mary; 10 – at Towson; 14 – George Mason; 17 – at Old Dominion; 21 – at UNC Wilmington; 24 – Delaware; MAR.: 2 – at Virginia Commonwealth; 6-9 – CAA Tournament



**Bud Childers**  
Head Coach



**Nadine Morgan**



## Liberty

### LADY FLAMES

December 8 • Lynchburg, Va.

Location: Lynchburg, Virginia  
Founded: 1971  
Enrollment: 8,500  
Colors: Red, White & Blue  
Conference: Big South  
President: Dr. John M. Borek, Jr.  
Athletics Director: Kim Graham  
Home Court (cap.): Vines Center (9,000)  
2000-2001 Record: 18-12  
2000-2001 Conf. Record/Finish: 12-2/First  
2001 Postseason App.: NCAA First Round  
Head Coach (Alma Mater, Yr.): Carey Green (Coastal Carolina, '79)  
Coach's Career Record (Yrs.): 41-20 (2 years)  
Coach's School Record (Yrs.): 41-20 (2 years)  
Coach's Office Phone: (434) 582-2907  
Assistant Coaches: Dana Puckett, Chris Carroll  
Series Record with VT: Virginia Tech leads 7-0  
Top Honors Candidate: Michelle Fricke, Rachel Young  
Sports Information Phone: (434) 582-2292  
Sports Information Director: Todd Wetmore  
Women's Basketball Contact: Stephen Hinkel  
E-mail: smhinkel@liberty.edu  
Website: www.liberty.edu/athletics  
Sports Information Fax: (434) 582-2076  
Press Row Phone: (434) 582-7451  
Lettermen Returning/Lost: 9/1  
Starters Returning/Lost: 4/1  
Top Returner: Rachel Young

#### Schedule

NOV.: 16-17 – at Michigan State Classic; 20 – at Virginia; 23-24 – at UNC Greensboro Classic; 27 – Virginia Commonwealth; DEC.: 8 – Virginia Tech; 15 – at Hampton; 17 – at Richmond; 20 – at Duke; JAN.: 2 – at Birmingham Southern; 5 – at Charleston Southern; 7 – at Coastal Carolina; 9 – at Norfolk State; 12 – UNC Asheville; 19 – Winthrop; 21 – at Elon; 24 – High Point; 26 – at Radford; 30 – at Winthrop; FEB.: 4 – at UNC Asheville; 9 – Charleston Southern; 11 – Coastal Carolina; 14 – Elon; 16 – at High Point; 18 – Birmingham Southern; 23 – Radford; 27 – MAR. 2 – Big South Tournament



**Carey Green**  
Head Coach



**Rachel Young**



## Louisiana State

### TIGERS

November 24-25 • Baton Rouge, La.  
The Crawfish Classic

Location: Baton Rouge, Louisiana  
Founded: 1860  
Enrollment: 29022  
Colors: Purple and Gold  
Conference: Southeastern  
President: Dr. William L. Jenkins  
Athletic Director: Skip Bertman  
Home Court (cap.): Pete Maravich Assembly Center (14,164)  
2000-2001 Record: 20-11  
2000-2001 Conf. Record/Finish: 8-6/T-4th  
2001 Postseason App.: NCAA Second Round  
Head Coach (Alma Mater, Yr.): Sue Gunter (Peabody, '62)  
Coach's Career Record (Yrs.): 633-284 (37 years)  
Coach's School Record (Yrs.): 367-197 (19 years)  
Coach's Office Phone: (225) 578-3947  
Assistant Coaches: Dana Chatman, Bob Starkey, Carla Berry  
Series Record with VT: Virginia Tech leads, 1-0  
Top Honors Candidates: Ke-Ke Tardy, DeTrina White  
Sports Information Phone: (225) 388-8226  
Sports Information Director: Michael Bonnette  
Women's Basketball Contact: Melissa Reynaud  
E-mail: mreynaud@lsu.edu  
Website: www.LSUsports.net  
Sports Information Fax: (225) 388-1861  
Press Row Phone: (225) 578-8226  
Lettermen Returning/Lost: 5/5  
Starters Returning/Lost: 2/3  
Top Returner: Ke-Ke Tardy

#### Schedule

NOV.: 7 – Exhibition; 13 – Basketball Travelers (Exhibition); 17 – TBA; 20 – Grambling; 24 – UT-Martin; 25 – Virginia Tech/Northwestern St.; 29 – at Texas; DEC.: 2 – Purdue; 4 – Louisiana-Lafayette; 16 – Michigan; 18 – Mercer; 22 – at Rice; 29 – vs. Colorado; JAN: 6 – Mississippi; 10 – at Tennessee; 13 – at Georgia; 17 – Auburn; 20 – at Kentucky; 24 – Vanderbilt; 27 – Arkansas; 31 – at Mississippi; FEB.: 3 – South Carolina; 7 – at Florida; 10 – Mississippi State; 17 – at Alabama; 21 – Arkansas; 24 – at Vanderbilt; 28-MAR.: 3 – SEC Tournament



**Sue Gunter**  
Head Coach



**DeTrina White**



## Miami

### HURRICANES

February 5 • Blacksburg, Va.  
February 20 • Miami, Fla.

Location: Coral Gables, Florida  
Founded: 1926  
Enrollment: 13,963  
Colors: Orange, Green and White  
Conference: BIG EAST  
President: Donna E. Shalala  
Athletic Director: Paul Dee  
Home Court (cap.): Knight Sports Complex (1,200)  
2000-2001 Record: 13-15  
2000-2001 Conf. Record/Finish: 6-10/T8th  
2001 Postseason App.: None  
Head Coach (Alma Mater, Yr.): Ferne Labati (East Stroudsburg)  
Coach's Career Record (Yrs.): 367-269 (22 Years)  
Coach's School Record (Yrs.): 231-147 (13 Years)  
Coach's Office Phone: (305) 284-5802  
Assistant Coaches: Robin Harmony, Geneva Morgan, Nina Wagner  
Series Record with VT: Virginia Tech leads, 1-0  
Top Honors Candidates: Meghan Saake, Chanivia Broussard, Sheila James  
Sports Information Phone: (305) 284-3244  
Sports Information Director: Mark Pray  
Women's Basketball Contact: Kiersten Coleman  
E-mail: kcoleman@miami.edu  
Website: www.hurricanesports.com  
Sports Information Fax: (305) 284-2807  
Press Row Phone: (305) 284-4009  
Lettermen Returning/Lost: 9/4  
Starters Returning/Lost: 4/1  
Top Returner: Meghan Saake

#### Schedule

NOV.: 9 – Exhibition; 13 – Exhibition; 18 – Iona; 21 – Northwestern; 23 – IUPUI; 27 – at South Florida; DEC.: 1 – at Kentucky; 4 – West Virginia; 9 – at OB Classic Texas; 15 – at Florida Atlantic; 27 – Lehigh in Gatorade Holiday Classic; 28 – Gatorade Holiday Classic; 30 – Minnesota; JAN.: 2 – Notre Dame; 5 – Rutgers; 8 – at West Virginia; 12 – at Connecticut; 16 – Syracuse; 19 – Seton Hall; 23 – at St. John's; 26 – Rutgers; 29 – at Villanova; FEB.: 2 – Pittsburgh; 5 – at Virginia Tech; 13 – at Georgetown; 16 – Florida International; 20 – Virginia Tech; 23 – at Providence; 26 – Boston College; MAR.: 2-5 – BIG EAST Championship



**Ferne Labati**  
Head Coach



**Meghan Saake**



## Northwestern State

### DEMONS

November 25-26 • Baton Rouge, La.  
The Crawfish Classic

Location: Natchitoches, Louisiana  
Founded: 1884  
Enrollment: 9,292  
Colors: Purple & White with Orange Trim  
Conference: Southland  
President: Dr. Randall Webb  
Athletic Director: Greg Burke  
Home Court (cap.): Prather Coliseum (4,300)  
2000-2001 Record: 23-7  
2000-2001 Conf. Record/Finish: 16-4/2nd  
2001 Postseason App.: None  
Head Coach (Alma Mater, Yr.): James Smith (Louisiana-Monroe '75)  
Coach's Career Record (Yrs.): 253-137 (14 Years)  
Coach's School Record (Yrs.): 252-137 (14 Years)  
Coach's Office Phone: (318) 357-5891  
Assistant Coaches: Jennifer Graf, Kia Converse  
Series Record with VT: First Meeting  
Top Honors Candidates: Angela Davidson, La'Terrica Dobin  
Sports Information Phone: (318) 357-6467  
Sports Information Director: Doug Ireland  
Women's Basketball Contact: Forrest Williams  
E-mail: fpw7@hotmail.com  
Website: www.nsudemons.com  
Sports Information Fax: (318) 357-4515  
Press Row Phone: (318) 357-4544  
Lettermen Returning/Lost: 9/4  
Starters Returning/Lost: 2/3  
Top Returner: Angela Davidson

#### Schedule

NOV.: 16 – Henderson State; 24 – vs. Virginia Tech at Crawfish Classic; 25 – at Crawfish Classic; DEC.: 1-2 – at Arizona State Tourn.; 8 – Jackson State; 18 – at Sam Houston State; 20 – at Lamar; 29 – at Jackson State; 31 – at McNeese State; JAN.: 5 – at Texas-Arlington; 7 – Stephen F. Austin; 12 – at Southeastern La.; 14 – at Nicholls State; 19 – Texas-San Antonio; 21 – Southwest Texas; 26 – Sam Houston State; 28 – Lamar; FEB.: 4 – Louisiana-Monroe; 9 – at Texas-San Antonio; 11 – at Southwest Texas; 13 – Centenary; 16 – Southeastern La.; 18 – Nicholls State; 23 – Texas-Arlington; 25 – at Stephen F. Austin; 28 – McNeese State; MAR.: 2 – at Louisiana-Monroe; 5-9 – Southland Conference Classic



**James Smith**  
Head Coach



**Angela Davidson**



*Notre Dame*

**FIGHTING IRISH**

January 26 • Notre Dame, Ind.

Location: Notre Dame, Indiana  
 Founded: 1842  
 Enrollment: 10,311  
 Colors: Gold and Blue  
 Conference: BIG EAST  
 President: Rev. Edward A. Malloy, C.S.C.  
 Athletic Director: Kevin White  
 Home Court (cap.): Joyce Center (11,418)  
 2000-2001 Record: 34-2  
 2000-2001 Conf. Record/Finish: 15-1/T1st  
 2001 Postseason App.: NCAA National Champion  
 Head Coach (Alma Mater, Yr.): Muffet McGraw  
 (St. Joseph's, '77)  
 Coach's Career Record (Yrs.): 410-158 (19 Years)  
 Coach's School Record (Yrs.): 322-117 (14 Years)  
 Coach's Office Phone: (219) 631-5420  
 Assistant Coaches: Carol Owens, Kevin McGuff,  
 Coquese Washington  
 Series Record with VT: Notre Dame leads, 3-0  
 Top Honors Candidates: Ericka Haney, Alicia Ratay  
 Sports Information Phone: (219) 631-7516  
 Sports Information Director: John Heisler  
 Women's Basketball Contact: Chris Masters  
 E-mail: masters.5@nd.edu  
 Website: www.und.com  
 Sports Information Fax: (219) 631-7941  
 Press Row Phone: (219) 631-5309  
 Lettermen Returning/Lost: 7/5  
 Starters Returning/Lost: 2/3  
 Top Returner: Alicia Ratay

**Schedule**

NOV.: 6 – Ohio Girl's Basketball Magazine  
 (Exhibition); 14 – Christian Brothers (Exhibition); 18  
 - Valparaiso; 21 – at Colorado State; 24 – at  
 Arizona; 26 – Army; DEC.: 2 – vs. Michigan; 6 – at  
 Purdue; 9 – Southern California; 12 – Western  
 Michigan; 22 – Marquette; 28 – at Rice; 31 –  
 Depaul; JAN.: 2 – at Miami; 5 – Providence; 9 –  
 Seton Hall; 12 – at Villanova; 19 – at Providence;  
 21 – at Connecticut; 26 – Virginia Tech; 29 –  
 Syracuse; FEB.: 2 – at Seton Hall; 5 – at  
 Pittsburgh; 10 – Boston College; 13 – at St. John's;  
 13 – at Rutgers; 19 – West Virginia; 23 – at  
 Georgetown; 26 – Villanova; MAR.: 2-5 – BIG  
 EAST Championship



**Muffet McGraw**  
Head Coach



**Ericka Haney**



*Old Dominion*

**LADY MONARCHS**

November 19 • Blacksburg, Va.

Location: Norfolk, Virginia  
 Founded: 1930  
 Enrollment: 19,500  
 Colors: Slate Blue and Silver  
 Conference: Colonial Athletic Association  
 President: Dr. Roseann Runte  
 Athletic Director: Dr. Jim Jarrett  
 Home Court (cap.): Fieldhouse (4,855)  
 2000-2001 Record: 21-9  
 2000-2001 Conf. Record/Finish: 15-1/1st  
 2001 Postseason App.: NCAA First Round  
 Head Coach (Alma Mater, Yr.): Wendy Larry  
 (Old Dominion, '77)  
 Coach's Career Record (Yrs.): 379-140 (17 Years)  
 Coach's School Record (Yrs.): 330-109 (14 Years)  
 Coach's Office Phone: (757) 683-3401  
 Assistant Coaches: Juliet McGee Schweiter, Susan  
 Montgomery, Stacy Himes  
 Series Record with VT: Old Dominion leads, 20-3  
 Top Honors Candidates: Hamchetou Maiga,  
 Lucienne Berthieu  
 Sports Information Phone: (757) 683-3372  
 Sports Information Director: Carol Hudson Jr.  
 Women's Basketball Contact: Kim Zivkovich  
 E-mail: kzivkovi@odu.edu  
 Website: www.odusports.com  
 Sports Information Fax: (757) 683-3119  
 Press Row Phone: (757) 683-5596  
 Lettermen Returning/Lost: 12/0  
 Starters Returning/Lost: 6/0  
 Top Returner: Hamchetou Maiga

**Schedule**

NOV.: 7 – Basketball Travelers (Exhibition); 7 – MI  
 Express (Exhibition); 16 – Towson; 19 – at Virginia  
 Tech; 23 – at Virginia Commonwealth; 26 – at N.C.  
 State; DEC.: 2 – North Carolina; 6 – Penn State; 14  
 – Seton Hall; 20 – at Denver; 29 – Connecticut;  
 JAN.: 1 – at William & Mary; 4 – Virginia  
 Commonwealth; 8 – at Tennessee; 11 – at Delaware;  
 13 – at George Mason; 17 – Hofstra; 20 – Drexel; 24  
 – at UNC Wilmington; 27 – at James Madison; FEB.:  
 1 – at Rutgers; 3 – at Towson; 8 – George Mason; 10  
 – Delaware; 15 – UNC-Wilmington; 17 – James  
 Madison; 22 – at Hofstra; 24 – at Drexel; MAR.: 1 –  
 William & Mary; 6-9 – at CAA Tournament



**Wendy Larry**  
Head Coach



**Hamchetou Maiga**



*Pittsburgh*

**PANTHERS**

December 5 • Pittsburgh, Pa.

Location: Pittsburgh, Pennsylvania  
 Founded: 1787  
 Enrollment: 33,112  
 Colors: Blue and Gold  
 Conference: BIG EAST  
 Chancellor: Mark A. Nordenberg  
 Athletic Director: Steven C. Pederson  
 Home Court (cap.): Fitzgerald Field House (6,798)  
 2000-2001 Record: 9-18  
 2000-2001 Conf. Record/Finish: 3-13/13th  
 2001 Postseason App.: None  
 Head Coach (Alma Mater, Yr.): Traci Waites  
 (Long Beach State, 1989)  
 Coach's Career Record (Yrs.): 33-50 (3 Years)  
 Coach's School Record (Yrs.): 33-50 (3 Years)  
 Coach's Office Phone: (412) 648-8360  
 Assistant Coaches: Bill Broderick, Deborah Perry,  
 Lisa Scott  
 Series Record with VT: Pittsburgh leads, 2-1  
 Top Honors Candidate: Mandy Wittenmyer  
 Sports Information Phone: (412) 648-8240  
 Sports Information Director: E.J. Borghetti  
 Women's Basketball Contact: Burt Lauten  
 E-mail: blauten@athletics.pitt.edu  
 Website: www.pittsburghpanthers.com  
 Sports Information Fax: (412) 648-8248  
 Press Row Phone: (412) 648-2318  
 Lettermen Returning/Lost: 8/3  
 Starters Returning/Lost: 3/2  
 Top Returner: Mandy Wittenmyer

**Schedule**

NOV.: 1 – PWBA (Exhibition); 9 – M.I. Express  
 (Exhibition); 16 – William & Mary; 20 – Bucknell; 24  
 – American; 27 – at Robert Morris; DEC.: 2-3 – at  
 Arizona Basketball Classic; 5 – Virginia Tech; 8 –  
 Duquesne; 16 – at Penn State; 20-22 – vs.  
 Mississippi State at Torneo Cancun de Basquetbol;  
 22 – vs. N.C. State at Torneo Cancun de  
 Basquetbol; 30 – St. Francis; JAN.: 2 – at  
 Connecticut; 5 – at Georgetown; 12 – Boston  
 College; 15 – Rutgers; 19 – at West Virginia; 23 –  
 Georgetown; 26 – Syracuse; FEB.: 2 – at Miami; 5 –  
 Notre Dame; 9 – St. John's; 13 – at Villanova; 16 –  
 at Boston College; 19 – Rutgers; 23 – Seton Hall; 26  
 – at Providence; MAR.: 2-5 – BIG EAST Tournament



**Traci Waites**  
Head Coach



**Mandy Wittenmyer**



## Providence

### FRIARS

February 13 • Providence, R.I.

Location: Providence, Rhode Island  
 Founded: 1917  
 Enrollment: 3,182  
 Colors: Black and White  
 Conference: BIG EAST  
 President: Rev. Phillip A. Smith, O.P.  
 Athletic Director: John M. Marinatto  
 Home Court (cap.): Alumni Hall (2,620)  
 2000-2001 Record: 11-17  
 2000-2001 Conf. Record/Finish: 4-12/11th  
 2001 Postseason App.: None  
 Head Coach (Alma Mater, Yr.): Jim Jabir (Nazareth '84)  
 Coach's Career Record (Yrs.): 207-208 (15 Years)  
 Coach's School Record (Yrs.): 49-87 (5 Years)  
 Coach's Office Phone: (401) 865-2529  
 Assistant Coaches: Kerri Reaves, Gary Martinelli, Carla Berube  
 Series Record with VT: Virginia Tech leads, 2-0  
 Top Honors Candidates: Chrissy Vozab, Jenese Wilcox  
 Sports Information Phone: (401) 865-2759  
 Sports Information Director: Arthur Parks  
 Women's Basketball Contact: Jen Rynearson  
 E-mail: jrynears@providence.edu  
 Website: www.friars.com  
 Sports Information Fax: (401) 865-2583  
 Press Row Phone: (401) 865-2810  
 Lettermen Returning/Lost: 10/4  
 Starters Returning/Lost: 3/2  
 Top Returner: Chrissy Vozab

#### Schedule

NOV.: 4 – Bryant (Scrimmage); 10 – Foreign Exhibition; 18-19 – at Minnesota Regal Classic; 24 – vs. Pacific; 25 – at Santa Clara; 29 – at Rhode Island; DEC.: 2 – Siena; 4 – Fairfield; 7 – Seton Hall; 20 – Holy Cross; 31 – at Princeton; JAN.: 2 – at Pittsburgh; 10 – Rutgers; 13 – at Connecticut; 17 – at Miami; 20 – Boston College; 25 – at Florida; 27 – at Georgetown; 31 – at Notre Dame; FEB.: 3 – Virginia Tech; 7 – St. John's; 10 – at Rutgers; 14 – Georgetown; 17 – West Virginia; 21 – at Virginia Tech; 24 – at Villanova; 27 – Syracuse; MAR.: 3-6 – BIG EAST Tournament



**Jim Jabir**  
Head Coach



**Chrissy Vozab**



## Radford

### HIGHLANDERS

December 12 • Radford, Va.

Location: Radford, Virginia  
 Founded: 1910  
 Enrollment: 9,200  
 Colors: Red, White and Blue  
 Conference: Big South  
 President: Dr. Douglas Covington  
 Athletic Director: Greig Denny  
 Home Court (cap.): Dedmon Center (5,000)  
 2000-2001 Record: 10-18  
 2000-2001 Conf. Record/Finish: 5-9/7th  
 2001 Postseason App.: None  
 Interim Head Coach (Alma Mater, Yr.): Kristen Holt (Ohio, '92)  
 Coach's Career Record (Yrs.): First Year  
 Coach's School Record (Yrs.): First Year  
 Coach's Office Phone: (540) 831-5123  
 Assistant Coaches: TBA  
 Series Record with VT: Virginia Tech leads 19-13  
 Top Honors Candidate: Kylie Williamson, Sarah Donald  
 Sports Information Phone: (540) 831-5211  
 Sports Information Director: Aaron Barter  
 Women's Basketball Contact: Brian Stanley  
 E-mail: bmstanley@radford.edu  
 Web Page for Women's Basketball: <http://www.radford.edu/Athletics>  
 Sports Information Fax: (540) 831-5556  
 Press Row Phone: (540) 831-5295  
 Lettermen Returning/Lost: 11/2  
 Starters Returning/Lost: 3/2  
 Top Returner: Kylie Williamson

#### Schedule

NOV.: 17 – at N. C. State 20 – at N.C. State Tournament; 21 – at Wake Forest; 26 – Appalachian State; 28 – at East Tennessee State; DEC.: 2 – at Birmingham Southern; 7 – Glennville State; 9 – Western Carolina; 15 – at Ohio; 28 – at San Diego State; JAN.: 2 – Elon; 5 – at Coastal Carolina; 7 – at Charleston Southern; 16 – Winthrop; 19 – High Point; 21 – UNC Asheville; 26 – Liberty; 30 – at High Point; FEB.: 2 – at Winthrop; 7 – Charleston Southern; 19 – Coastal Carolina; 13 – at UNC Asheville; 16 – Birmingham Southern; 19 – at Elon; 23 – at Liberty; 28-MAR. 2 – at Big South Tournament



**Kristen Holt**  
Head Coach



**Kylie Williamson**



## Richmond


### SPIDERS

November 16 • Blacksburg, Va.

Location: Richmond, Virginia  
 Founded: 1830  
 Enrollment: 2,900  
 Colors: Red and Blue  
 Conference: Atlantic 10  
 President: Dr. William Cooper  
 Athletic Director: Jim Miller  
 Home Court (cap.): Robins Center (9,171)  
 2000-2001 Record: 16-12  
 2000-2001 Conf. Record/Finish: 10-6/4th  
 2001 Postseason App.: None  
 Head Coach (Alma Mater, Yr.): Bob Foley (Villanova, '74)  
 Coach's Career Record (Yrs.): 277-194 (16 Years)  
 Coach's School Record (Yrs.): 71-67 (5 Years)  
 Coach's Office Phone: (804) 289-8355  
 Assistant Coaches: Ginny Doyle, Jose Mori, Taj Abraham  
 Series Record with VT: Richmond leads, 4-2  
 Top Honors Candidates: Michele Koclanes, Ebony Tanner  
 Sports Information Phone: (804) 287-6312  
 Sports Information Director: Simon Gray  
 Women's Basketball Contact: Matt Slaski  
 E-mail: mslaski@richmond.edu  
 Website: www.RichmondSpiders.com  
 Sports Information Fax: (804) 289-8820  
 Press Row Phone: (804) 289-8806  
 Lettermen Returning/Lost: 9/3  
 Starters Returning/Lost: 2/3  
 Top Returner: Michele Koclanes

#### Schedule

NOV.: 10 – Vaxjo Queens (Exhibition); 16 – at Virginia Tech; 19 – Virginia; 24 – vs. Kansas State at Virgin Island Shootout; 25 – vs. Arizona State at Virgin Island Shootout; 26 – vs. Western Michigan at Virgin Island Shootout; 29 – William & Mary; DEC.: 2 – at Maryland; 5 – at Virginia Commonwealth; 8 – at North Carolina; 17 – Liberty; 19 – Mount St. Mary's; 29 – vs. East Carolina at St. Peter's Holiday Classic; 29 – at St. Peter's Holiday Classic; JAN.: 2 – at Fordham; 5 – at St. Joseph's; 11 – Rhode Island; 13 – Massachusetts; 17 – Dayton; 20 – Xavier; 25 – at La Salle; 27 – at George Washington; FEB.: 1 – Duquesne; 3 – at Temple; 7 – La Salle; 10 – George Washington; 14 – at Duquesne; 17 – St. Bonaventure; 22 – at Dayton; 24 – at Xavier; MAR.: 2-5 Atlantic 10 Championships



**Bob Foley**  
Head Coach



**Michele Koclanes**



**Rutgers**

**SCARLET KNIGHTS**

February 26 • Blacksburg, Va.

Location: New Brunswick, New Jersey  
 Founded: 1766  
 Enrollment: 33,500  
 Colors: Scarlet  
 Conference: BIG EAST  
 President: Dr. Francis L. Lawrence  
 Athletic Director: Robert E. Mulcahy III  
 Home Court (cap.): Louis Brown Athletic Center (8,500)  
 2000-2001 Record: 23-8  
 2000-2001 Conf. Record/Finish: 13-3/3rd  
 2001 Postseason App.: NCAA Second Round  
 Head Coach (Alma Mater, Yr.): C. Vivian Stringer (Slippery Rock, '71)  
 Coach's Career Record (Yrs.): 644-199 (29 Years)  
 Coach's School Record (Yrs.): 124-64 (6 Years)  
 Coach's Office Phone: (732) 445-4251  
 Assistant Coaches: Jollette Law, Carlene Mitchell, Larry Lawler  
 Series Record with VT: Rutgers leads, 1-0  
 Top Honors Candidates: Mauri Horton, Davalyn Cunningham  
 Sports Information Phone: (732) 445-4200  
 Sports Information Director: John Wooding  
 Women's Basketball Contact: Heather Brocius  
 E-mail: hbrocius@scarletknights.com  
 Website: www.scarletknights.com  
 Sports Information Fax: (732) 445-3063  
 Press Row Phone: (732) 445-4200  
 Lettermen Returning/Lost: 5/6  
 Starters Returning/Lost: 1/4  
 Top Returner: Mauri Horton

**Schedule**

NOV.: 1 - Exhibition; 8 - New York Gazelles (Exhibition); 18 - at St. Joseph's; 24 - Virginia; 29 - at Pacific; DEC.: 1-2 - at Arizona State Holiday Classic; 5 - Providence; 8 - at Texas Christian; 12 - at George Washington; 16 - Temple; 21 - Texas Tech; JAN.: 2 - Stanford; 5 - at Miami; 9 - Georgetown; 12 - at West Virginia; 15 - Pittsburgh; 19 - at Boston College; 23 - Seton Hall; 26 - at Miami; 30 - at St. John's; FEB.: 1 - Old Dominion; 6 - at Syracuse; 9 - Villanova; 13 - at Seton Hall; 16 - Notre Dame; 19 - at Pittsburgh; 23 - Connecticut; 26 - at Virginia Tech; MAR.: 2-5 - BIG EAST Tournament



**C. Vivian Stringer**  
Head Coach



**Mauri Horton**



**Seton Hall**

**PIRATES**

February 17 • Blacksburg, Va.

Location: South Orange, New Jersey  
 Founded: 1856  
 Enrollment: 9,498  
 Colors: Blue and White  
 Conference: BIG EAST  
 President: Msgr. Robert Sheeran  
 Athletic Director: Jeff Fogelson  
 Home Court (cap.): Walsh Gym (2,600)  
 2000-2001 Record: 16-12  
 2000-2001 Conf. Record/Finish: 9-7/6<sup>th</sup>  
 2001 Postseason App.: None  
 Head Coach (Alma Mater, Yr.): Phyllis Mangina (Seton Hall, '81)  
 Coach's Career Record (Yrs.): 230-227 (16 Years)  
 Coach's School Record (Yrs.): 230-227 (16 Years)  
 Coach's Office Phone: (973) 761-9298  
 Assistant Coaches: Rhonda Singleton, Lori Gear, Mary Perry  
 Series Record with VT: Virginia Tech leads, 1-0  
 Top Honors Candidates: Naimah Smith, Leslie Ardon  
 Sports Information Phone: (973) 761-9493  
 Sports Information Director: Marie Wozniak  
 Women's Basketball Contact: Jeff Andriesse  
 E-mail: andrieje@shu.edu  
 Website: www.shu.edu  
 Sports Information Fax: (973) 761-9061  
 Press Row Phone: (973) 761-9493  
 Lettermen Returning/Lost: 9/4  
 Starters Returning/Lost: 3/2  
 Top Returner: Naimah Smith

**Schedule**

NOV.: 2 - Foreign Exhibition; 16 - Binghamton in Seton Hall Classic; 17 - Morgan State/New Hampshire in Seton Hall Classic; 24-25 - at UNLV Lady Rebel Classic; DEC.: 1 - Towson; 5 - Syracuse; 8 - Ohio State; 14 - at Old Dominion; 22 - at Buffalo; 28 - Temple; JAN.: 2 - George Mason; 5 - at Boston College; 9 - at Notre Dame; 12 - St. John's; 16 - Villanova; 19 - at Miami; 23 - at Rutgers; 26 - Providence; 30 - at Georgetown; FEB.: 2 - Notre Dame; 6 - at Connecticut; 10 - West Virginia; 13 - Rutgers; 17 - at Virginia Tech; 23 - at Pittsburgh; 26 - Georgetown; MAR.: 2-5 - BIG EAST Tournament



**Phyllis Mangina**  
Head Coach



**Naimah Smith**



**St. John's**

**RED STORM**

January 19 • Blacksburg, Va.

Location: Jamaica, New York  
 Founded: 1870  
 Enrollment: 18,300  
 Colors: Red and White  
 Conference: BIG EAST  
 President: Rev. Donald M. Harrington, C.M.  
 Athletic Director: Dave Wegryn  
 Home Court (cap.): Alumni Hall (6,008)  
 2000-2001 Record: 8-20  
 2000-2001 Conf. Record/Finish: 3-13/T12<sup>th</sup>  
 2001 Postseason App.: None  
 Head Coach (Alma Mater, Yr.): Darcel Estep (Delaware Valley, '87)  
 Coach's Career Record (Yrs.): 54-87 (5 Years)  
 Coach's School Record (Yrs.): 19-38 (2 Year)  
 Coach's Office Phone: (718) 990-6002  
 Assistant Coaches: Joyce Jenkins, Pechone Stepps, Brooke Renkens  
 Series Record with VT: St. John's leads, 2-1  
 Top Honors Candidates: Rasheedah Brown, Sherri Brown  
 Sports Information Phone: (718) 990-1522  
 Sports Information Director: Dominic Scianna  
 Women's Basketball Contact: Allison Rubin  
 E-mail: rubina@stjohns.edu  
 Website: www.redstormsports.com  
 Sports Information Fax: (718) 969-8468  
 Press Row Phone: (718) 990-5713  
 Lettermen Returning/Lost: 5/8  
 Starters Returning/Lost: 2/3  
 Top Returner: Rasheedah Brown

**Schedule**

NOV.: 12 - Basketball Travelers (Exhibition); 16 - Marist; 18 - Illinois-Chicago; 23 - Hofstra at SJU Thanksgiving Tour.; 24 - SJU Thanksgiving Tour.; 27 - at St. Francis, N.Y.; 30 - vs. Kansas at Kansas Tour.; DEC.: 1 - at Kansas Tour.; 4 - at Connecticut; 12 - Farleigh Dickinson; 16 - Stony Brook; 19 - N.Y. Gazelles (Exhibition); 29 - vs. Mt. St. Mary's at LaSalle Tour.; 30 - at LaSalle Tour.; JAN.: 2 - at Boston College; 6 - Villanova; 9 - Connecticut; 12 - at Seton Hall; 19 - at Virginia Tech; 23 - Miami; 26 - at Georgetown; 30 - Rutgers; FEB.: 2 - West Virginia; 6 - Providence; 9 - at Pittsburgh; 13 - at Notre Dame; 16 - Georgetown; 23 - Boston College; 26 - at Syracuse; MAR.: 2-5 - BIG EAST Tournament



**Darcel Estep**  
Head Coach



**Rasheedah Brown**



## Syracuse

### ORANGEWOMEN

January 5 • Blacksburg, Va.  
January 23 • Syracuse, N.Y.

Location: Syracuse, New York  
Founded: 1870  
Enrollment: 10,000  
Colors: Orange  
Conference: The BIG EAST  
Chancellor: Kenneth A. Shaw  
Athletic Director: Jake Crouthamel  
Home Court (cap.): Manley Field House (9,500)  
2000-2001 Record: 12-15  
2000-2001 Conf. Record/Finish: 6-10/T8th  
2001 Postseason App.: None  
Head Coach (Alma Mater, Yr.): Marianna Freeman (Cheyney St., '79)  
Coach's Career Record (Yrs.): 97-170 (10 Years)  
Coach's School Record (Yrs.): 76-143 (8 Years)  
Coach's Office Phone: (315) 443-3761  
Assistant Coaches: Michelle Bento, Darren Bennett, Melissa Yearous  
Series Record with VT: Series tied, 1-1  
Top Honors Candidates: Sameerah Aiken, Jamie James  
Sports Information Phone: (315) 443-2608  
Sports Information Director: Sue Cornelius Edson  
Women's Basketball Contact: Brian Gunning  
E-mail: bcgunning@syr.edu  
Website: www.suathletics.com  
Sports Information Fax: (315) 443-2076  
Press Row Phone: (315) 443-1024  
Lettermen Returning/Lost: 7/5  
Starters Returning/Lost: 2/3  
Top Returner: Jamie James

#### Schedule

NOV.: 2 – Noreastern Storm (Exhibition); 9 – NWBL Elite (Exhibition); 17 – at Long Beach State; 19 – at Cal State-Northridge; 21 – at Pepperdine; 25 – Michigan; 29 – at Auburn; DEC.: 2 – at South Carolina; 5 – at Seton Hall; 7 – St. Bonaventure; 28 – Harvard; 29 – Vermont; JAN.: 2 – San Francisco; 5 – at Virginia Tech; 8 – at Cincinnati; 12 – Providence; 16 – at Miami; 19 – Georgetown; 23 – Virginia Tech; 26 – at Pittsburgh; 29 – at Notre Dame; FEB.: 2 – Villanova; 6 – Rutgers; 9 – at Providence; 13 – Connecticut; 16 – at Villanova; 20 – at Boston College; 23 – West Virginia; 26 – St. John's; MAR.: 2-5 – BIG EAST Tournament



**Marianna Freeman**  
Head Coach



**Jaime James**



## UT Martin

### SKYHAWKS

November 24-25 • Baton Rouge, La.  
The Crawfish Classic

Location: Martin, Tennessee  
Founded: 1900  
Enrollment: 5,881  
Colors: Royal Blue, Orange, and white  
Conference: Ohio Valley  
Chancellor: Dr. Nick Dunagan  
Athletic Director: Phil Dane  
Home Court (cap.): Skyhawk Arena (6,700)  
2000-2001 Record: 13-16  
2000-2001 Conf. Record/Finish: 6-10/5th  
2001 Postseason App.: None  
Head Coach (Alma Mater, Yr.): Gary Van Atta (Trevecca Nazarene, '79) and Kim Van Atta (David Lipscomb, '87)  
Coach's Career Record (Yrs.): Gary (239-119/12 Years), Kim (73-70)  
Coach's School Record (Yrs.): (73-70/5 Years)  
Coach's Office Phone: (731) 587-7317  
Assistant Coaches: Tara Tansil  
Series Record with VT: First Meeting  
Top Honors Candidates: Kelly Pendleton  
Sports Information Phone: (731) 587-7630  
Sports Information Director: Lee Wilmot  
Women's Basketball Contact: Lee Wilmot  
E-mail: lwilmot@utm.edu  
Website: www.utm.edu/skyhawks  
Sports Information Fax: (731) 587-7624  
Press Row Phone: (731) 587-7694  
Lettermen Returning/Lost: 12/0  
Starters Returning/Lost: 5/0  
Top Returner: Kelly Pendleton

#### Schedule

NOV.: 11 – Exhibition; 18 – Skyhawk Classic; 19 – Skyhawk Classic; 24-25 – at LSU Crawfish Classic; 27 – Evansville; 29 – Southern Illinois; DEC.: 5 – at Middle Tennessee; 9 – at Murray State; 15 – Lipscomb; 18 – at Ohio; 21 – at UNLV; JAN.: 10 – at Austin Peay; 12 – at Tennessee State; 17 – Southeast Missouri; 19 – Eastern Illinois; 21 – at Tennessee Tech; 24 – at Eastern Kentucky; 26 – at Morehead State; 31 – Austin Peay; FEB.: 2 – Murray State; 7 – Tennessee State; 9 – Tennessee Tech; 14 – at Southeast Missouri; 16 – at Eastern Illinois; 21 – Morehead State; 23 – Eastern Kentucky; 26-MAR.: 2 – Ohio Valley Tournament



**Gary Van Atta**  
Head Coach



**Kim Van Atta**  
Head Coach



## Villanova

### WILDCATS

February 23 • Villanova, Pa.

Location: Villanova, Pennsylvania  
Founded: 1842  
Enrollment: 6,150  
Colors: Blue and White  
Conference: BIG EAST  
President: Rev. Edmund J. Dobbin, O.S.A.  
Athletic Director: Vince Nicasto  
Home Court (cap.): The Pavilion (6,500)  
2000-2001 Record: 22-9  
2000-2001 Conf. Record/Finish: 11-5/T4th  
2001 Postseason App.: NCAA Second Round  
Head Coach (Alma Mater, Yr.): Harry Perrella (Lycoming, 1978)  
Coach's Career Record (Yrs.): 417-245 (23 Years)  
Coach's School Record (Yrs.): 417-245 (23 Years)  
Coach's Office Phone: (610) 519-4113  
Assistant Coaches: Joe Mullaney Jr., Shanette Lee, Mary Beth Snell  
Series Record with VT: Virginia Tech leads, 2-1  
Top Honors Candidates: Mimi Riley, Trish Juhline  
Sports Information Phone: (610) 519-4120  
Sports Information Director: Dean Kenefick  
Women's Basketball Contact: Dean Kenefick  
E-mail: dean.kenefick@villanova.edu  
Website: www.villanova.com  
Sports Information Fax: (610) 519-7323  
Press Row Phone: (610) 519-7290  
Lettermen Returning/Lost: 8/2  
Starters Returning/Lost: 4/1  
Top Returner: Mimi Riley

#### Schedule

NOV.: 4 – New York Gazelles (Exhibition); 11 – Foreign Exhibition; 16 – at Penn State; 24 – vs. Quinnipiac at Fairfield Tournament; 25 – at Fairfield Tournament; 28 – at LaSalle; DEC.: 1 – at Temple; 7 – St. Joseph's; 11 – Pennsylvania; 21 – Morgan State; 29 – vs. Rider in PNC Wildcat Christmas Classic; 30 – PNC Wildcat Christmas Classic; JAN.: 3 – West Virginia; 6 – at St. John's; 9 – at Providence; 12 – Notre Dame; 16 – at Seton Hall; 19 – Connecticut; 23 – Boston College; 26 – at West Virginia; 29 – Miami; FEB.: 2 – at Syracuse; 6 – at North Carolina; 9 – at Rutgers; 13 – Pittsburgh; 16 – Syracuse; 20 – at Georgetown; 23 – Virginia Tech; 26 – at Notre Dame; MAR.: 2-5 – BIG EAST Tournament



**Harry Perrella**  
Head Coach



**Mimi Riley**



## Virginia CAVALIERS

November 29 • Charlottesville, Va.

Location: Charlottesville, Virginia

Founded: 1819

Enrollment: 18,550

Colors: Blue and Orange

Conference: Atlantic Coast Conference

President: John T. Casteen III

Interim Athletic Director: Craig Littlepage

Home Court (cap.): University Hall (8,394)

2000-2001 Record: 18-14

2000-2001 Conf. Record/Finish: 8-8/5th

2001 Postseason App.: NCAA First Round

Head Coach (Alma Mater, Yr.): Debbie Ryan  
(Ursinus, '75)

Coach's Career Record (Yrs.): 544-197 (24 Years)

Coach's School Record (Yrs.): 544-197 (24 Years)

Coach's Office Phone: (434) 982-5800

Assistant Coaches: Audra Smith, Nikki Caldwell,  
Tim Taylor

Series Record with VT: Virginia leads 25-7

Top Honors Candidate: Anna Prillaman,  
Telisha Quarles

Sports Information Phone: (434) 982-5500

Sports Information Director: Rich Murray

Women's Basketball Contact: Cathy Bongiovi

E-mail: TBA

Website: www.virginiasports.com

Sports Information Fax: (434) 982-5525

Press Row Phone: (434) 296-5910

Lettermen Returning/Lost: 5/8

Starters Returning/Lost: 2/3

Top Returner: Telisha Quarles

### Schedule

NOV.: 1 – Exhibition; 8– Basketball Travelers  
(Exhibition); 16 – at Hampton; 19 – at Richmond;  
20 – Liberty; 24 – at Rutgers; 26 – Howard; 29 –  
Virginia Tech; DEC.: 2 – UC-Santa Barbara; 6 –  
Duke; 18 – Chico State; 20 – Florida International;  
28-29 – at Tulane Christmas Tourn.; JAN.: 2 – at  
N.C. State; 7 – Clemson; 10 – at Georgia Tech; 13  
– Wake Forest; 17 – at Maryland; 20 – at Duke; 24  
– Florida State; 27 – at North Carolina; FEB.: 3 –  
N.C. State; 7 – at Clemson; 11 – Georgia Tech; 14  
– at Wake Forest; 17 – Maryland; 21 – North  
Carolina; 24 – at Florida State; MAR.: 1-4 – ACC  
Tournament



**Debbie Ryan**  
Head Coach



**Telisha Quarles**



## West Virginia MOUNTAINEERS

January 16 • Blacksburg, Va.

Location: Morgantown, West Virginia

Founded: 1867

Enrollment: 21,987

Colors: Old Gold and Blue

Conference: BIG EAST

President: David C. Hardesty, Jr.

Athletic Director: Ed Pastilong

Home Court (cap.): WVU Coliseum (14,000)

2000-2001 Record: 5-22

2000-2001 Conf. Record/Finish: 3-13/12th

2001 Postseason App.: None

Head Coach (Alma Mater, Yr.): Mike Carey  
(Salem Int., '80)

Coach's Career Record (Yrs.): 288-102 (13 Years)

Coach's School Record (Yrs.): First Year

Coach's Office Phone: (304) 293-3508

Assistant Coaches: Joanna Bernabei, Cindy Martin,  
Aukse Harris

Series Record with VT: Virginia Tech leads, 6-4

Top Honors Candidates: Kate Bulger, Alia Clark

Sports Information Phone: (304) 293-2821

Sports Information Director: Shelly Poe

Women's Basketball Contact: Phil Caskey

E-mail: Phil.Caskey@mail.wvu.edu

Website: www.MSNsports.NET.com

Sports Information Fax: (304) 293-1039

Press Row Phone: (304) 293-4105

Lettermen Returning/Lost: 7/5

Starters Returning/Lost: 3/2

Top Returner: Kate Bulger

### Schedule

NOV.: 11 – EOS Malbas Sweden (Exhibition); 16 –  
Mount St. Mary's; 20 – Duquesne; 23 – at Colorado  
State in Coors Classic; 24 – at Coors Classic; 28 –  
Wright State; DEC.: 1 – Maryland-Baltimore  
County; 4 – at Miami; 9 – Ohio; 16 – at James  
Madison; 20 – at Towson; 30 – Robert Morris; JAN.:  
3 – Villanova; 68– Miami; 12 – Rutgers; 16 – at  
Virginia Tech; 19 – Pittsburgh; 23 – vs. Marshall at  
Toyota Capital Classic; 26 – Villanova; 30 – at  
Boston College; FEB.: 2 – at St. John's; 6 –  
Georgetown; 10 – at Seton Hall; 12 – Boston  
College; 16 – Providence; 19 – at Notre Dame; 23  
– at Syracuse; 26 – Connecticut; MAR.: 2-5 – BIG  
EAST Tournament



**Mike Carey**  
Head Coach



**Kate Bulger**

## TECH TRAVEL PLANS

### LSU Crawfish Classic

Depart Wed., Nov. 21 from Roanoke  
Regional Airport for Baton Rouge, La. Return  
Mon., Nov. 26 by plane.

Embassy Suites • 4914 Constitution Ave.  
Baton Rouge, LA 70808 • (225) 924-6566

### Virginia

Depart Thur., Nov. 29 for Charlottesville, Va.,  
by bus. Return following game by bus.

Best Western Cavalier Inn  
105 North Emmet St.

Charlottesville, VA 22903 • (434) 296-8111

### Pittsburgh

Depart Tues., Dec. 4 from Roanoke Regional  
Airport for Pittsburgh, Pa. Return Thur., Dec.  
6 by plane.

Pittsburgh Marriott City Center

112 Washington Place

Pittsburgh, PA 15219 • (412) 471-4000

### Liberty

Depart Sat., Dec. 8 for Lynchburg, Va., by  
bus. Return following game by bus.

Ramada Inn • 3436 Odd Fellow Road  
Lynchburg, VA 24506 • (434) 847-4424

### James Madison

Depart Fri., Dec. 21 for Harrisonburg, Va., by  
bus. Return following game by bus.

Harrisonburg Four Points

1400 East Market Street

Harrisonburg, VA 22801 • (540) 433-2521

### Georgetown

Depart Fri., Jan. 11 by bus for Arlington, Va.  
Return Sat., Jan. 12 by bus.

Marriott Key Bridge • 1401 Lee Highway  
Arlington, VA 22209 • (703) 524-6400

### Syracuse

Depart Tues., Jan. 22 from Roanoke  
Regional Airport for Syracuse, N.Y. Return  
Thur., Jan. 24 by plane.

Wyndham Syracuse • 6301 Route 298  
East Syracuse, NY 13057 • (315) 432-0200

### Notre Dame

Depart Fri., Jan. 25 from Roanoke Regional  
Airport for Chicago O'Hara Airport. Bus to  
South Bend, Ind. Return Sun., Jan. 26 by  
plane.

South Bend Marriott

123 North St. Joseph Street

South Bend, IN 46601 • (219)234-2000

### Connecticut

Depart Sat., Feb. 9 from Roanoke Regional  
Airport for Hartford, Conn. Return Feb. 10 by  
plane.

Courtyard Hartford Manchester

225 Slater Street

Manchester, CT 06040 • (860) 533-8484

### Providence

Depart Tue., Feb. 12 from Roanoke Regional  
Airport for Providence, R.I. Return Thur.,  
Feb. 14 by plane.

Providence Marriott • One Orms Street  
Providence, RI 02904 • (401) 272-2400

### Miami

Depart Tues., Feb. 19 from Roanoke  
Regional Airport for Miami, Fla. Return Thur.,  
Feb. 21 by plane.

Miami Dadeland

9090 South Dadeland Boulevard

Miami, FL 33156 • (305) 670-1035

### Villanova

Depart Fri., Feb. 22 from Roanoke Regional  
Airport for Philadelphia, Pa. Return Sat.,  
Feb. 23 by plane.

Holiday Inn • 260 Mall Boulevard  
King of Prussia, PA 19406 • (610) 908-7962



# Year-By-Year Results vs. 2001-2002 Opponents

## Boston College (2-1)

1989-90	hW	74-65
00-01	aW	64-52
2000-01	hL (OT)	59-65

## Clemson (0-3)

1984-85	aL	90-101
85-86	hL	63-72
2000-01	aL	59-80

## Connecticut (1-3)

1986-87	aL	69-71
88-89	nW	65-63
94-95	aL	45-91
2000-01	hL	38-90

## Elon (0-0)

First Meeting

## Gardner-Webb (1-0)

1992-93	hW	89-59
---------	----	-------

## Georgetown (1-1)

1978-79	aL	57-62
2000-01	hW	79-50

## Hampton (2-0)

1995-96	hW	84-66
99-00	hW	93-61

## James Madison (17-15)

1972-73	hW	44-39
73-74	aL	37-56
74-75	hL	72-75
75-76	aL	54-67
76-77	hW	56-46
76-77	nL	37-47
77-78	aL	47-66
78-79	hW	57-49
78-79	hL	64-66
79-80	aW	62-55
80-81	hW	66-58
80-81	aW	71-65
81-82	aW	84-74
82-83	hW	57-47
83-84	aL	59-72
84-85	hW	73-62
85-86	aL	59-81
86-87	hW	63-61
87-88	aL	39-79
88-89	hL	49-72
89-90	aW (OT)	53-50
90-91	hL	48-64
91-92	aL	62-75
92-93	hW	81-60
93-94	aW	74-60
94-95	hW	51-35
95-96	aL	58-75
96-97	hL	54-56
97-98	aL	70-77
98-99	hW	72-54
99-00	aW	66-50
2000-01	hW	78-60

## Liberty (7-0)

1981-82	hW	77-44
82-83	aW	78-74
89-90	hW	80-54
90-91	aW	77-56
98-99	aW	69-55
99-00	hW	60-45
2000-01	hW	72-51

## Louisiana State (1-0)

1984-85	hW	86-77
---------	----	-------

## Miami (1-0)

2000-01	hW	64-51
---------	----	-------

## Northwestern State (0-0)

First Meeting

## Notre Dame (0-3)

2000-01	hL	64-75
00-01	aL	55-75
00-01	nL	49-67



*leva Kublina hit three treys in the first of Tech's three games with national champion Notre Dame last season.*

## Old Dominion (3-20)

1972-73	aL	29-33
74-75	aL	82-95
75-76	hL	82-85
75-76	nL	51-57
76-77	aL	39-82
77-78	hL	48-108
77-78	nL	53-83
78-79	aL	47-91
79-80	hL	52-78
80-81	aL	39-85
81-82	hL	45-82
82-83	aL	53-84
83-84	hL	67-100

84-85	hL	78-86
85-86	aW	73-72
86-87	aL	54-76
87-88	hL	56-77
88-89	aL	63-68
89-90	hL	72-84
90-91	aL	69-80
91-92	hL	55-71
92-93	aW	76-63
2000-01	aW	69-57

## Pittsburgh (1-2)

1979-80	aL	54-76
96-97	aL	63-72
2000-01	hW	86-50

## Providence (2-0)

2000-01	aW	65-54
00-01	hW	71-64

## Radford (18-13)

1971-72	aL	38-48
72-73	aL	35-44
72-73	hL	39-44
72-73	hW	65-56
73-74	aL	51-60
73-74	hW (OT)	44-43
75-76	hL	60-68
76-77	aL	50-60
77-78	hL	52-73
77-78	aL	68-81
78-79	hL	60-66
79-80	aW	63-62
81-82	hW	81-63
82-83	aW	73-63
84-85	hW	71-64
85-86	aL	81-86
86-87	hW	64-55
87-88	aW	77-74
88-89	hW	71-59
89-90	aW	66-54
90-91	hW	87-49
91-92	aL	72-75
92-93	hW	81-68
93-94	aW	72-63
94-95	hW	72-42
95-96	aL	64-81
96-97	hL	83-84
97-98	aW	84-67
98-99	hW	86-52
99-00	aW	66-42
2000-01	hW	71-45

## Richmond (2-4)

1987-88	hW	70-58
88-89	aL	54-79
89-90	aL	58-66
95-96	hL	55-64
96-97	aL	96-82
2000-01	aW	77-74

## Rutgers (0-1)

2000-01	aL	53-61
---------	----	-------

## Seton Hall (1-0)

2000-01	aW	52-46
---------	----	-------

## St. John's (1-2)

1982-83	nL	60-64
89-90	nL	67-78
2000-01	aW	62-54

## Syracuse (1-1)

1988-89	aL (OT)	74-76
2000-01	aW	48-46

## Tennessee-Martin (0-0)

First Meeting

## Villanova (2-1)

1997-98	nL	46-55
2000-01	hW	65-59
00-01	nW	73-67

## Virginia (7-24)

1972-73	hW	37-32
73-74	aW	39-33
74-75	hL	45-56
75-76	aW	48-44
76-77	aL	52-54
76-77	hL	58-67
77-78	aL	39-54
77-78	nL	38-58
78-79	hL	58-64
79-80	nL	38-48
80-81	nL	43-58
80-81	nL	41-49
81-82	nW	63-56
82-83	aL	66-70
83-84	nL	70-88
84-85	aL	62-74
85-86	nL	58-87
86-87	aL	43-73
87-88	hL	57-74
88-89	aL	73-75
89-90	hL	77-79
90-91	aL	44-93
92-93	hL	59-93
93-94	aL	66-78
94-95	hW	69-62
95-96	aL	38-80
96-97	hL	41-90
97-98	aL	49-64
98-99	hW	81-65
99-00	aL	62-67
2000-01	hW	57-56

## West Virginia (6-4)

1977-78	aL	72-75
78-79	hW	73-61
79-80	aW	71-67
80-81	nW	74-67
81-82	nL(2ot)	81-82
82-83	aL	66-71
83-84	hW	73-62
90-91	hL	80-84
94-95	aW	82-66
2000-01	aW	92-53

# The BIG EAST Conference

Winning on the athletic fields, in the arenas and in the classroom, The BIG EAST Conference continues its mission to be successful at the highest levels.

In 2000-01, the league again was well represented on the national scene by its student-athletes for accomplishments in academics and in athletic competition.

Two national championships were added to the BIG EAST's list last year. The Connecticut men's soccer team won the 2000 College Cup to give the league its second men's soccer title in the last five years. In women's basketball, the BIG EAST became the first conference to have two different teams win the national crown in back-to-back seasons when Notre Dame hoisted the trophy at the 2001 Final Four. Connecticut had won in 2000.

Additionally, three student-athletes won individual titles in NCAA competition. Providence's Keith Kelly became the league's first NCAA men's cross country champion. Boston College runner Shannon Smith took the 3,000-meter title at the 2001

NCAA Indoor Track & Field Championship and Notre Dame's Ryan Shay was the 10,000-meter champion at the outdoor meet.

The BIG EAST has always been able to boast that some of its best students are also some of its best athletes. Ruth Riley, the 2000-01 BIG EAST Female

academic All-America honors, including eight who were awarded first team accolades.

For three of the last seven years a BIG EAST student-athlete has won the Honda-Broderick Cup as Collegiate Woman of the Year. Notre Dame soccer player Cindy Daws won in 1997-98. She

The league was arguably as healthy as a conference could be. The BIG EAST was a headline-grabber immediately, especially in men's basketball, its signature sport. The BIG EAST Football Conference did not exist.

The '90s was a decade of enormous change in college athletics with conferences adding new members and new leagues beginning. The BIG EAST was no different than most groups. The league has had four separate expansions in the past 10 years. The BIG EAST Football Conference, with eight members, became a major player in college football immediately after its inception in 1991.



Scholar-Athlete of the Year, was named the women's basketball national player of the year. She was also honored as the Verizon/CoSIDA Academic All-American Team Member of the Year. Boston College soccer player Chris Hamblin, the 2000-01 BIG EAST Male Scholar-Athlete of the Year, also earned first team All-America honors. Last year, 18 student-athletes earned

followed Connecticut basketball players Rebecca Lobo ('94-95) and Jennifer Rizzotti ('95-96).

BIG EAST student-athletes have continued their success after leaving the classrooms and playing fields. Former Connecticut women's basketball standout Dr. Leigh Curl was inducted into the Verizon Academic All-America Hall of Fame in 1999. Former Georgetown men's basketball star Dikembe Mutumbo was named a winner of the President's Service Award, the highest honor in the U.S. for volunteer service.

Whether it's the student-athletes or the league as an entity, moving forward successfully and exploring new horizons have been the norm rather than the exception for the conference that opened its doors in 1979.

The conference welcomed Virginia Tech as its 14th full member in 2000-01. In the spring of 2001, the BIG EAST added women's lacrosse to its growing list of sports.

When the 1990s began, The BIG EAST Conference had just completed its eighth season with nine members.

The BIG EAST became a reality on May 31, 1979, following a meeting of athletic directors from Providence College, St. John's, Georgetown and Syracuse Universities. Seton Hall, Connecticut and Boston College completed the original seven-school alliance.

After one season, Villanova was added and began play in 1980-81. Two seasons later, Pittsburgh joined the group and started competition in '82-83.

Miami was admitted in 1990 and began BIG EAST competition in '91-92. Rutgers, West Virginia and Notre Dame joined in '94 in two separate expansions and began play in 1995-96.

While the membership has increased, the focus of the BIG EAST remains unchanged. It is a group that reflects a tradition of broad-based programs, led by administrators and coaches who place a constant emphasis on academic integrity. The BIG EAST Conference has enjoyed a leadership role nationally. Its student-athletes own significantly high graduation

## THE BIG EAST CONFERENCE DIRECTORY

**BIG EAST Conference**  
222 Richmond Street  
Suite 110  
Providence, RI 02903

Phone: (401) 272-9108  
Communications: (401) 453-0660  
Communications Fax: (401) 751-8540  
www.bigeast.org

### BIG EAST Communications

Associate Commissioner for Communications: John Paquette  
Director of Communications: Tammy Donovan  
Director of Communications: Rob Carolla  
Communications Assistant: Melanie Burkett  
Communications Assistant: Josh Waldman



**Commissioner**  
**Mike Tranghese**

rates and their record of scholastic achievement notably reflect a balance between intercollegiate athletics and academics.

Any successful consortium enjoys outstanding leadership. Michael Tranghese, the league's first full-time employee, and for 11 years the associate of Dave Gavitt, took over the Commissioner's reins in June, 1990. The expansion in membership is only a portion of Tranghese's achievements. In his first year at the helm, he administered the formation of The BIG EAST Football Conference in addition to coordinating the four expansions.

BIG EAST sports attract the interest of followers in the nation's largest media markets including New York, Chicago, Philadelphia, Boston, Washington, D.C., Miami, Pittsburgh and Hartford. The league has long been considered a leader in innovative concepts in promotion and publicity, particularly regarding television. Those efforts have resulted in unparalleled visibility for BIG

EAST student-athletes. Exclusive long-range television contracts with CBS, ESPN, Inc. and ABC provide BIG EAST basketball and football with more television exposure.

While BIG EAST basketball games are regular sellouts at campus and major public arenas, including the annual BIG EAST Championship in Madison Square Garden, attendance figures also are significant at BIG EAST soccer, women's basketball and baseball games.

More than 450 BIG EAST athletes have earned All-America recognition and dozens have won individual NCAA national championships. The BIG EAST has been well-represented in U.S. or foreign national and Olympic teams, with several athletes earning gold medals in the summer Olympiads in Sydney in 2000, Atlanta in '96, Barcelona in '92, Seoul in '88 and Los Angeles in '84.

The BIG EAST has its headquarters in Providence where the conference administers to more than 5,000 athletes in 21 sports.

## 2002 BIG EAST CHAMPIONSHIP

Rutgers University will host the 20th BIG EAST Women's Basketball Championship Saturday-Tuesday, March 2-5, at the Louis Brown Athletic Center in Piscataway, N.J. The Scarlet Knights hosted the 1998 and 1999 conference tournaments. For the second consecutive season, not all teams will play in the conference tournament. The top 12 institutions will participate, with seeding based on regular season finish. The top four teams seeds will earn byes into the quarterfinal round. The BIG EAST Tournament champion earns the league's automatic bid to the 64-team NCAA Tournament field.

### First Round — Saturday, March 2

Noon #5 vs. #12  
2 p.m. #8 vs. #9  
6 p.m. #7 vs. #10  
8 p.m. #6 vs. #11

### Quarterfinals — Sunday, March 3

Noon #4 vs. #5/#12 winner  
2 p.m. #1 vs. #8/#9 winner  
6 p.m. #2 vs. #7/#10 winner  
8 p.m. #3 vs. #6/#11 winner

### Semifinals — Monday, March 4

6 p.m. Afternoon quarterfinal winners  
8 p.m. Evening quarterfinal winners

### Final — Tuesday, March 5

7:30 p.m. Semifinals winners

## BIG EAST CONFERENCE NOTES

### *A Season of Firsts*

When Notre Dame and Connecticut advanced to the 2001 Final Four with the Irish taking home the title, it was the end of a season of impressive firsts for the BIG EAST Conference:

- First conference to have two different teams win the NCAA title in consecutive seasons.
- First time two BIG EAST teams met in NCAA play (Connecticut and Notre Dame in the national semifinal)
- First time five teams played in the NCAA Tournament (Connecticut, Notre Dame, Rutgers, Villanova and Virginia Tech)
- First time five teams had 20 or more wins
- First time two BIG EAST teams occupied the No. 1 spot in the national polls
- First time two BIG EAST teams faced each other ranked No. 1 & No. 2 in the national polls (No. 1 ND vs. No. 2 UConn, March 6, 2001)
- First conference to have different teams occupy the No. 1 spot in the final polls (UConn - AP, ND- USA Today)

### *WNBA Drafts 11 from BIG EAST Teams*

On April 20, the WNBA drafted a record 11 BIG EAST players. Notre Dame's Ruth Riley, the 2000-01 national player of the year, was the first league player selected, by the Miami Sol as the fifth pick overall. UConn's Svetlana Abrosimova (7th, Minnesota Lynx) and Kelly Schumacher (14th, Indiana Fever) were the additional first-round selections. Virginia Tech's Tere Williams was selected in the second round, by the Phoenix Mercury, as the 54th overall pick.

### *BIG EAST in the NCAA Tournament*

**NCAA Tournament Record:** ..... 76-44 (.633)

**Record Since 1990-91:** ..... 60-26 (.698)

**National Championships:** Connecticut (1995, 2000)  
Notre Dame (2001)

**Final Four Appearances:** Connecticut (1991, 95, 96, 00, 01)  
Notre Dame (1997, 01)  
Rutgers (2000)

**Five Bids:** 2001 (Connecticut, Notre Dame, Rutgers, Villanova, Virginia Tech)

**Four Bids:** 1998 (Connecticut, Miami, Notre Dame, Rutgers)

1999 (Boston College, Connecticut, Notre Dame, Rutgers)

2000 (Boston College, Connecticut, Notre Dame, Rutgers)

# All-Time Series Records

Team	VT Record	First Met	Last Played
Air Force	1-0	1991-92	1991-92
Akron	2-0	91-92	98-99
American University	1-1	78-79	81-82
Appalachian State	11-4	74-75	99-00
Averett College	2-0	74-75	75-76
Auburn	1-4	84-85	98-99
Boston College	2-1	89-90	2000-01
Bradley	2-0	88-89	93-94
Bridgewater	3-3	73-74	78-79
Campbell	1-0	95-96	95-96
Carson-Newman	1-0	80-81	80-81
Charleston	9-3	77-78	88-89
Cincinnati	12-10	79-80	90-91
Clemson	0-3	84-85	2000-01
Colgate	2-0	87-88	93-94
Colorado State	1-0	93-94	93-94
Connecticut	1-3	86-87	00-01
Cornell	1-0	96-97	96-97
Dayton	11-2	91-92	99-00
Delaware	2-0	80-81	85-86
DePaul	1-0	81-82	81-82
Detroit	0-1	81-82	81-82
Denver	1-0	2000-01	2000-01
Drexel	1-0	92-93	92-93
Duke	2-3	80-81	99-00
Duquesne	7-3	95-96	99-00
Eastern Illinois	0-1	90-91	90-91
East Carolina	3-2	79-80	98-99
East Tennessee State	9-7	74-75	93-94
Emory & Henry	6-4	72-73	77-78
Ferrum	1-0	72-73	72-73
Florida	0-2	95-96	97-98
Florida State	8-11	79-80	2000-01
Fordham	7-0	95-96	99-00
Furman	1-0	94-95	94-95
Gardner-Webb	1-0	92-93	92-93
Georgetown	1-1	78-79	2000-01
George Mason	3-2	86-87	98-99
George Washington	8-10	77-78	99-00
Georgia	0-3	80-81	99-00
Georgia Southern	1-0	83-84	83-84
Georgia State	1-0	99-00	99-00
Hampton	2-0	95-96	99-00
Hollins College	3-0	72-73	75-76
Howard	2-0	82-83	83-84
Houston	1-1	88-89	96-97
Illinois	0-1	91-92	91-92
Iona	1-0	96-97	96-97
James Madison	17-15	72-73	2000-01
Kentucky	1-1	87-88	88-89
Lamar	0-1	90-91	90-91
La Salle	7-4	95-96	99-00
Lenoir Rhyne	0-1	78-79	78-79
Liberty University	7-0	81-82	2000-01
Longwood	2-2	75-76	78-79
Louisiana State	1-0	84-85	84-85
Louisville	17-15	80-81	94-95
Loyola (Md.)	1-0	96-97	96-97
Lynchburg College	2-0	73-74	74-75
Maine	1-0	2000-01	2000-01
Marshall	8-2	73-74	92-93
Mary Baldwin	1-0	74-75	74-75
Maryland	1-2	75-76	99-00
Maryland-Baltimore County	1-0	97-98	97-98
Massachusetts	4-5	86-87	99-00
Memphis State	8-11	81-82	90-91
Mercer	2-0	85-86	86-87
Miami	1-0	2000-01	2000-01

Team	VT Record	First Met	Last Played
Michigan	0-1	96-97	96-97
Michigan State	2-0	94-95	2000-01
Mississippi	0-2	86-87	87-88
Mississippi State	3-1	83-84	98-99
Morehead State	5-0	82-83	93-94
Norfolk State	4-3	76-77	80-81
North Carolina	2-6	79-80	94-95
Northwestern	1-1	83-84	86-87
North Carolina Asheville	1-0	2000-01	2000-01
North Carolina Charlotte	11-8	78-79	99-00
North Carolina Greensboro	3-1	91-92	97-98
North Carolina State	0-5	74-75	83-84
Northern Arizona	0-1	95-96	95-96
Notre Dame	0-3	2000-01	2000-01
Ohio University	1-3	84-85	94-95
Oklahoma State	1-0	94-95	94-95
Old Dominion	3-20	72-73	2000-01
Oregon	0-1	99-00	99-00
Pittsburgh	1-2	79-80	2000-01
Providence	2-0	2000-01	2000-01
Queens College	1-0	81-82	81-82
Radford	18-13	72-73	2000-01
Randolph-Macon	1-0	85-86	85-86
Rhode Island	4-2	95-96	99-00
Richmond	2-4	87-88	2000-01
Roanoke College	7-2	72-73	81-82
Rutgers	0-1	2000-01	2000-01
Saint Peter's (N.J.)	1-0	98-99	98-99
St. Bonaventure	5-1	95-96	99-00
St. John's	1-2	82-83	2000-01
St. Joseph's (Pa.)	4-3	94-95	99-00
St. Louis	1-1	79-80	79-80
St. Mary's (Calif.)	1-0	97-98	97-98
Seton Hall	1-0	2000-01	2000-01
Siena	0-1	97-98	97-98
South Carolina	6-15	79-80	90-91
South Florida	8-1	91-92	94-95
Southern Mississippi	11-18	83-84	94-95
Southern Utah	1-0	99-00	99-00
Southwest Missouri State	0-1	94-95	94-95
Stetson	0-1	95-96	95-96
Stratford	1-0	73-74	73-74
Syracuse	1-1	88-89	2000-01
Temple	4-2	82-83	99-00
Tennessee	0-7	82-83	98-99
Tennessee-Chattanooga	3-0	84-85	94-95
Tennessee Tech	0-1	84-85	84-85
Texas Tech	0-2	94-95	2000-01
Towson State	1-0	90-91	90-91
Tulane	9-8	81-82	94-95
Vanderbilt	0-1	91-92	91-92
Villanova	2-1	97-98	2000-01
Virginia	7-24	72-73	2000-01
Virginia Commonwealth	18-9	73-74	96-97
Virginia State	3-4	74-75	80-81
Virginia Union	2-3	77-78	80-81
Wake Forest	0-1	78-79	78-79
West Virginia	6-4	77-78	2000-01
West Virginia State	1-0	89-90	89-90
West Virginia Wesleyan	2-0	78-79	80-81
Western Carolina	2-0	92-93	93-94
William & Mary	14-2	72-73	94-95
Wingate	1-0	92-93	92-93
Winthrop College	2-0	79-80	94-95
Wisconsin	1-0	97-98	97-98
Xavier (Ohio)	2-9	95-96	99-00
Yale	1-0	81-82	81-82
Youngstown State	0-1	91-92	91-92

# HISTORY & RECORDS



Amy Wetzel and Tere Williams finished their careers at Tech last season as two of the best players ever to wear the Orange and Maroon.

*“It has been very exciting to see the tremendous growth of women’s basketball during my 18 years with the Tech athletics department. We have made incredible progress and have truly upgraded through numerous levels. Coach Bonnie Henrickson’s program is now among the top programs in the nation and is poised to climb the ladder even higher.”*

*– Senior Associate A.D. Sharon McCloskey*

# Tech Basketball History Taking it to the Next Level

*From a humble beginning more than 30 years ago, the Hokies have continuously made improvements that have lifted the program toward the top of the women's college basketball world*

## The Beginnings

Women's basketball at Virginia Tech began in 1970 as a club sport under the direction of coach Ganna Roberts. John Ristroph coached the squad during the 1972-73 season. In 1973, Joe Sgro, a professor at Tech, took over the team until 1976 when John Wetzel was named head coach. The women's basketball team gained full varsity status beginning with the 1976-77 season.

## Tech's Varsity Coaches

The Hokies' first varsity coach was former Tech player and former assistant coach of the Portland Trail Blazers, John Wetzel. He played on the men's team from 1963-66 then went on to play pro ball with the Lakers, Suns and Hawks before coming back to Tech to finish his education and coach the women's squad. In his first and only season his team recorded a 7-9 record.

Taking over for Wetzel in 1977 was Carolyn Owen, whose team registered an 8-16 mark. In 1978, Carol Alfano came on the scene and in just her second season she guided the Tech ladies to their first

winning record. Bonnie Henrickson became the Hokies' fourth head coach in 1997, taking over for Alfano, who had served as Tech's coach for 19 seasons.

## First Scholarship Players

The first women's basketball player to earn any kind of scholarship was Helena Flannagan in 1977 when she received partial aid. Kim Albany (1978-82), who was recruited by Carolyn Owen, was Tech's first full scholarship player. Also in 1978, Sis Spriggs received a full grant, and Donna Cooper, Pauline Landis and Sandy Berry received partial grants.

## Retired Jersey

Renee Dennis' No. 44 jersey was retired at the conclusion of her career in 1987. Dennis, from Bridgeport, Conn., is one of only 10 athletes in Tech athletic history to have his or her jersey number retired. She was the first woman athlete to receive that honor. The others to have their jerseys retired are footballers Carroll Dale (89), Frank Loria (10), Jim Pyne (73) and Bruce Smith (78), men's

basketball stars Dell Curry (30), Vernell "Bimbo" Coles (12), Allan Bristow (44) and Ace Custis (20), and volleyball standout Lisa Pikalek (12).



*Renee Dennis is presented her retired jersey in 1987.*

## Professional Players

Renee Dennis played professionally in Australia where she was her division's Player of the Year in 1989-90. Wendy Sanders played professionally in Belgium.

Tere Williams became the first Hokie to be selected in the WNBA Draft when she was selected in the third round by the Phoenix Mercury.

## Best of the Metro

The Virginia Tech women's basketball team won two championships while a member of the Metro Conference. Tech won the 1994 Metro Conference Tournament by knocking off Virginia Commonwealth, UNC Charlotte and Southern Mississippi in succession. The Hokies captured the 1995 Metro regular season championship with a 10-2 league record.

## Atlantic 10 Champs

The Hokies captured the Atlantic 10 Tournament championship in 1998 with a thrilling 66-64 overtime win over host Massachusetts. Virginia Tech won the Atlantic 10 regular season title in 1998-99 with a 15-1 league record.

## The 1,000-Point Club

Twelve Virginia Tech women's basketball players have reached the 1,000-point plateau, with the two most recent players being Tere Williams and Amy Wetzel, who joined the club during the 1999-2000 season. Tech's all-time leading scorer is Renee Dennis. Dennis totalled 1,791 points during her Tech career. Other Hokies who have reached the 1,000 point plateau are, Tere Williams (1,750), Jenny Root (1,572), Christi Osborne (1,500), Amy Wetzel (1,444), Amy Byrne (1,291), Susan Walvius (1,161), Robin Lee (1,147), Michelle Houseright (1,112), Angie Kelly (1,092), Michelle Bain (1,068) and Lisa Griffith (1,033).




*The Hokies celebrate winning the Atlantic 10 tourney in 1998.*

## National Honors

Tere Williams and Lisa Witherspoon were named as honorable mentions to the 1999 Associated Press All-America teams. In 1995 Jenny Root was a honorable mention selection to the Kodak All-America team. The Women's Basketball News Service named Tere Williams to the 1998 Freshman All-America third team.

## Academic Excellence

Christi Osborne was named to the GTE Academic All-America first team in 1994-95 and was a second-team member in 1993-94. Several Hokies have been named to the GTE District III Academic All-America team, including Amy Byrne (1988-89), Christi Osborne (1992-93, 1993-94, 1994-95), Maria Albertsson (1997-98, 1998-99) and Amy Wetzel (1998-99, 1999-00). Osborne was also a recipient of the Rawlings Scholarship Award (1994-95).



*Christi Osborne epitomized being a student-athlete at Tech.*

## All-BIG EAST Conference

Tere Williams was the first Hokie to be selected for All-BIG EAST honors after being named to the all-conference second team following the 2000-01 season.

## All-Atlantic 10 Conference

The Hokies were well represented on the All-Atlantic 10 Conference teams during their five years in the league. Michelle Houseright was the first Virginia Tech player named to

All-Atlantic 10 team in 1996 as a second-team selection and Lisa Witherspoon was a second-team pick in 1999. Other Hokies named to the team include Tere Williams, a first-team selection in 1999 and 2000 and a second team member in 1998, Amy Wetzel, a second-team choice in 1999 and 2000, and Chrystal Starling, a member of the third team in 2000.

*Continued on next page*

## THE HOKIES' MILESTONE WINS

### First Varsity Win

The Virginia Tech women's basketball team earned its first win as a varsity sport by defeating Bridgewater College, 59-55, in 1976. The Hokies, who overcame a five-point deficit, outscored the Eagles by nine points down the stretch to clinch the win. Sophomore Gail Kelley led the way with 17 points, followed by Karen Garbis' 13.

### 50th Win

Tech's 50th win as a varsity sport came on Jan. 28, 1981 against James Madison. Sis Spriggs was one of three Hokies in double figures with 15 points as Tech downed the Dukes, 66-58. Also in double figures were Tammie Edwards with 13 and Maureen Corrigan, who had 10 points to go with 10 rebounds.

### 100th Win

The Hokies picked up their century win by upsetting nationally ranked North

Carolina, 74-73, in a thriller at Roanoke Va., on Dec. 1, 1984. Tech was paced by Renee Dennis' 17-point performance, but a number of players shined in the upset victory. Susan Walvius, a 6-2 center, added 16 points and five rebounds, guard Angie Kelly chipped in 15 points, and guard Maureen Donovan contributed seven points and six rebounds.

### 150th Win

Tech registered win No. 150 on January 16, 1988 when it squeaked past Louisville in Blacksburg, 68-67. Keying the victory was center Michelle Bain, who tallied 19 points and nine rebounds, while forward Wendy Sanders pumped in 16 points. Point guard Denise Kayajian had a career-high (at the time) eight assists to go along with nine points against the Lady Cardinals.

### 200th Win

Tech won its 200th game in the final of the 1991 Diamond Club Classic when it downed UNC Greensboro 84-65 in Cassell Coliseum. Phyllis Tonkin scored 20 points and grabbed nine rebounds to lead the Tech women. Lisa Griffith kicked in 17 points while Dayna Sonovick had nine rebounds and six assists.

### 250th Win

The Hokies won their 250th career game by knocking off 19th-ranked, Southern Mississippi, 83-76, in the final of the 1994 Metro Conference Tournament in Biloxi, Miss. Southern Miss was the tournament's top seed. Christi Osborne led the way with 19 points while Sue Logsdon had 18, Lisa Leftwich pitched in with 17 and Jenny Root contributed 14 points.

### 300th Win

Tech posted its 300th win in the program's history in a

84-60 win over Rhode Island in the Hokies' 1997-98 conference opener. The Cassell Coliseum crowd witnessed an outstanding performance from guard Amy Wetzel, who finished with 14 points and three steals. The win also marked Bonnie Henrickson's first Atlantic 10 Conference win as a head coach.

### 350th Win

Tech picked up win No. 350 on January 6, 2000 when it coasted to a 81-38 win over Rhode Island. The victory was also Tech's 200th in Cassell Coliseum. The Hokies opened the game on a 12-0 run and cruised to a 42-16 halftime lead. The Hokies placed five players in double figures led by Nicole Jones, Kim Seaver, Chrystal Starling and Tere Williams with 12 points each. Tech outrebounded the Rams 44-24 and blocked seven shots in the victory.

## History

Continued from previous page

### All-Metro Conference

In 14 seasons as a Metro Conference member, Virginia Tech placed 12 players on the all-conference team, including Jenny Root being honored as the 1994-95 Player of the Year. Hokies named to the first team include Taiqua Brittingham (1984), Renee Dennis (1986, 87), Susan Walvius (1986), Amy Byrne (1989), and Jenny Root (1994, 95). Second-team selections include Angie Kelly (1986), Maureen Donovan (1987), Michelle Bain (1988), Amy Byrne (1989), Missy Sallade (1989, 90), Jeni Garber (1991), Lisa Griffith (1992), Christi Osborne (1993, 94, 95) and Jenny Root (1993).

### Tournament Stars

Virginia Tech players have left their mark in postseason play through the years. Tere Williams (1998) and Amy Wetzel (1999) were named to the All-Atlantic 10 Tournament




**Jenny Root was named Metro Player of the Year in 1994-95.**

team as was former Tech standout Michelle Houseright (1998). Christi Osborne was a three-time member of the All-Metro Tournament team (1992, 93, 94) and was selected as the 1994 Most Valuable Player. Two-time All-Metro tournament members include Taiqua Brittingham (1983-84), Renee Dennis (1986-87), Jeni Garber (1988-89) and Sue Logsdon (1993-94).

### Freshman Phenoms

Freshmen have made an immediate impact on the women's basketball program through the years. Tere Williams was named to the 1998 Women's Basketball News Service Freshman All-American Third Team as well as being named Atlantic 10 Co-Rookie of the Year. Virginia Tech placed one player on the



**Tere Williams was named A-10 Rookie of the Year in 1998 and went on to a stellar career.**

Atlantic 10 All-Rookie team in each of its five seasons in the league. Three Hokies, Jeni Garber (1988-89), Sue Logsdon (1990-91) and Christi Osborne (1991-92), were named to the Metro Conference All-Rookie team.

## TECH'S WINS OVER NATIONALLY-RANKED TEAMS

- In 1984, Tech shocked No. 20 North Carolina, 74-73, behind Renee Dennis' 17 points.

- In 1984, the Hokies defeated No. 16 Louisiana State, 86-77, in the Marriott-Converse Christmas Classic at Blacksburg.

- One of the biggest wins in Tech women's basketball history came in 1985 when Tech upset No. 5 Old Dominion, 73-72. It was the first win over the Lady Monarchs in 15 games.

- In 1987, the Hokies upended 16th-ranked James Madison, 63-61, behind a 16-point, 13-rebound performance from freshman Amy Byrne.

- In the middle of what was then the longest winning streak in school history, the Hokies upset No. 13 South Carolina in 1989 in Blacksburg, 63-59. Amy Byrne led the Lady Hokies with 16 points and 12 rebounds.

- Virginia Tech upset No. 19 Southern Mississippi, 60-

59, in a Cassell Coliseum barn-burner Feb. 28, 1994. Guard Lisa Leftwich, who led Tech with 18 points, hit a key finger roll with 42 seconds remaining.

- In one of the biggest games in the program's history, Tech defeated No. 19 Southern Mississippi in the final of the 1994 Metro Conference Tournament, 83-76. The win gave Tech its first-ever Metro Tournament title and sent the Hokies to the NCAA Tournament for the first time in their history.

- The Hokies knocked off No. 9 Virginia, 69-62, in Cassell Coliseum Jan. 13, 1995. The win propelled Virginia Tech into the national rankings for the first time. Christi Osborne, Angela Donnell, Jenny Root and Terri Garland all scored in double figures for the Hokies.

- Tech downed No. 23 Wisconsin, 75-64, in the first round of the NCAA regional in Gainesville. Guard Amy Wetzel converted a school record 16-17 free throw attempts and scored 28 points to pace the Hokies.



**The Hokies celebrate after beating No. 6 Duke at Cameron Indoor Stadium in 1998.**

- The Hokies travelled to "Tobacco Road" to knock off sixth-ranked and eventual national runner-up Duke, 72-70, at Cameron Indoor Stadium. An injured Kim Seaver came off the bench to lead Tech with 14 points and nine rebounds.

- Tech defeated in-state rival and 17th-ranked Virginia, 81-65, at Cassell Coliseum. Tere Williams recorded her second straight double-double of the season with 21 points and 10 rebounds.

- Amy Wetzel hit a running 10-footer off the glass with 3.7 seconds remaining to give the Hokies a 57-56 win over 17th-ranked Virginia. The win marked the second

consecutive time the Hokies had beaten the Cavaliers in Cassell Coliseum.

- Virginia Tech used a 13-0 run over the final five minutes to pick up a come-from-behind 65-59 over No. 24 Villanova. Tere Williams led Tech with 22 points followed by Amy Wetzel with 18.

- The Hokies knocked off the 23rd-ranked Wildcats for the second time during the 2000-01 season with a 73-67 win in the BIG EAST Conference Tournament quarterfinals in Storrs, Conn. Chrystal Starling came off the bench to led Tech with 21 points while Williams chipped in with 20.



# Tech's Conference History

## *Hokies at home in the BIG EAST after varied affiliation past*

The 2000-2001 academic year was Virginia Tech's first in the BIG EAST Conference as an all-sports member.

The BIG EAST has long been recognized as one of the strongest women's basketball conferences in the nation. Virginia Tech's women's basketball program made an immediate impact on the league, finishing fourth in the regular season with an 11-5 record, advancing to the semifinals of the conference tournament and advancing for the third time in four years to the NCAA Tournament. The BIG EAST has posted a 74-44 record (.633) in the NCAA Tournament since 1991, including national championships in 1995 and 2000 by Connecticut and last year by Notre Dame. Last year was the first time the conference received five bids to the NCAA Tournament and marked the second consecutive season that the BIG EAST had two teams advance to the Final Four. The conference also had five teams with 20 or more wins and last season the BIG EAST became the first conference to have two different teams win the NCAA title in consecutive seasons.

Virginia Tech, a charter member of the BIG EAST football conference which was formed in 1991, became the 14th member of the conference, which conducts 20 championships in 16 men's and women's sports. Virginia Tech conducts varsity programs in 15 BIG EAST sports.

"Our directors of athletics strongly believe Virginia Tech's full membership will enhance our championship programs," BIG EAST Commissioner Michael Tranchese said.

Tech's conference membership has been an evolving process since Feb. 13, 1872, when Tech was founded. Tech didn't compete in an intercollegiate sporting event for 20 years. In the spring of 1892, the Tech baseball team took on

Newport, winning 18-8 in the first sporting event ever at Tech.

On Feb. 25-26, 1921, Tech, under the leadership of athletics director C.P. "Sally" Miles, joined the Southern Intercollegiate Conference as a charter member. Other members included Alabama, Alabama Polytechnic Institute (Auburn), Clemson, Georgia, Georgia School of Technology (Georgia Tech), Kentucky, Maryland, Mississippi Agricultural and Mechanical College (Mississippi State), North Carolina, North Carolina State, Tennessee, Virginia and Washington & Lee. In 1922, Louisiana State, Mississippi, South Carolina, Vanderbilt and Tulane joined the conference.

In December, 1923, the name of the conference was officially changed to the Southern Conference. Also, conference officials added the University of the South to the conference. The following year, VMI joined the conference, and in 1929, Duke joined.

In 1932, it was agreed that the 13 southernmost members should form a separate conference, starting a domino effect that would eventually lead to Tech becoming an independent. The Southeastern Conference, thus, was formed with Alabama, Auburn, Florida, Georgia, Georgia Tech, Kentucky, LSU, Mississippi, Mississippi State, Sewanee, Tennessee, Tulane and Vanderbilt as the members.

Twenty-one years later, in 1953, Clemson, Duke, North Carolina, North Carolina State,

Maryland, South Carolina and Wake Forest College all withdrew to form the Atlantic Coast Conference.

In June, 1965, Virginia Tech withdrew from the Southern Conference and competed as an independent in virtually every sport until 1978.

College, Pittsburgh, West Virginia, Temple and Rutgers as charter members of the conference.

In January, 1995, five Metro members — UNC Charlotte, Tulane, Louisville, Southern Miss and South Florida — voted Tech and Virginia

Commonwealth out of the league. At the time, those schools were planning on a merger with other Midwestern schools (hence, the birth of Conference USA) and the Hokies and Rams were not interested in such a merger. A month later, on Feb. 3, Tech, VCU and the Metro agreed to a \$2.27 million settlement in which the Hokies and Rams split.

Tech wasted little time in moving on, as just two weeks later it joined the Atlantic 10 for all sports except football, which is in the BIG EAST, and wrestling, which was in the Colonial.

During the summer of 1999, Virginia Tech received a proposal from the BIG EAST to join the conference as an all-sports member except for wrestling, which will remain in the prestigious Eastern Wrestling League. And finally on Aug. 24, 1999, Tech and the BIG EAST announced that the Hokies would join the conference for all sports.

"Virginia Tech is thrilled to become a full member of the BIG EAST Conference and looks forward to its academic and athletic associations with the entire membership," Tech president Paul Torgersen said.

*"Joining the BIG EAST is tremendous not just for our women's program but for the entire athletic department. In particular for our program it means competing at the highest level and on a national level. The affiliation provides us with the opportunity to recruit players who want to compete at that high level which is something that we felt very talented players want to do. They want to play with great players, which we have in our program, and to play against great players, which we certainly have in our league. In the long run, this is the best thing to happen in our program's history."*

— Bonnie Henrickson

In May, 1978, Tech ended its 13-year status as a major independent by accepting a bid to join the Metropolitan Collegiate Athletic Conference, also known as "the Metro," for all sports except football. The Hokies joined Cincinnati, Florida State, Louisville, Memphis State, St. Louis and Tulane in the Metro, which was founded in 1975.

On Feb. 5, 1991, after 26 years as a football independent, Tech officially accepted a bid to join the newly-created BIG EAST Football Conference. Tech joined Miami, Syracuse, Boston

# Individual Records

## Most Points

**Game:** 34, Renee Dennis vs. Memphis State, 2-7-87  
**Season:** 561, Amy Byrne, 1989-90  
**BIG EAST Game:** 23, Chrystal Starling at West Virginia, 2-14-01  
**BIG EAST Season:** 219, Tere Williams, 2000-01  
**BIG EAST Tourn. Game:** 20, Tere Williams vs. Villanova, 3-4-01

## Highest Scoring Average

**Season:** 20.0, Amy Byrne, 1989-90  
**BIG EAST Season:** 14.6, Tere Williams, 2001

## Most Field Goal Attempts

**Game:** 30, Renee Dennis, vs. Memphis State, 2-7-87  
**Season:** 472, Renee Dennis, 1986-87  
**BIG EAST Game:** 22, Tere Williams vs. Notre Dame, 3-5-01  
**BIG EAST Season:** 179, Tere Williams, 2000-01  
**BIG EAST Tourn. Game:** 22, Tere Williams vs. Notre Dame, 3-5-01

## Most Field Goals Made

**Game:** 14, Renee Dennis vs. Florida State, 1-3-87, and Memphis State, 2-7-87  
**Season:** 212, Renee Dennis, 1986-87  
**BIG EAST Game:** 9, Tere Williams vs. Villanova, 1-23-01  
**BIG EAST Season:** 85, Tere Williams, 2000-01  
**BIG EAST Tourn. Game:** 8, Tere Williams vs. Villanova, 3-4-01



*Renee Dennis holds the record for most points in a game (34).*



*Jeni Garber set a Tech single-game record with eight treys.*

## Most 3-Point Field Goal Attempts

**Game:** 15, Jeni Garber vs. South Carolina 2-16-91, Sarah Hicks vs. Duke, 12-08-99  
**Season:** 224, Jeni Garber, 1990-91  
**BIG EAST Game:** 9, Sarah Hicks vs. Boston College, 2-18-01  
**BIG EAST Season:** 57, Sarah Hicks, 2000-01  
**BIG EAST Tourn. Game:** 7, Sarah Hicks vs. Notre Dame, 3-5-01

## Most 3-Point Field Goals Made

**Game:** 8, Jeni Garber vs. South Carolina, 2-16-91  
**Season:** 70, Jeni Garber, 1990-91  
**BIG EAST Game:** 4, Sarah Hicks at Rutgers, 12-6-00  
**BIG EAST Season:** 22, Sarah Hicks, 2000-01  
**BIG EAST Tourn. Game:** 2, Ieva Kublina vs. Villanova, 3-4-01

## Most Consecutive Games Scoring a Three-Pointer

**Overall Career:** 18, Jeni Garber, 1988-91  
**BIG EAST Career:** 3, Sarah Hicks, 1997-present

## Best Field Goal Percentage

**Game:** 1.000 (9-9), Amy Byrne vs. Kentucky, 2-19-89  
**Season:** 60.2 (192-319), Tere Williams, 1998-99 (min. 200 attempts)  
**BIG EAST Game:** 80.0 (8-10), Chrystal Starling at West Virginia, 2-14-01 (min. 5 made)  
**BIG EAST Season:** 47.5 (85-179), Tere Williams, 2000-01 (min. 150 made)  
**BIG EAST Tourn. Game:** 58.3 (7-12) Chrystal Starling vs. Villanova, 3-4-01

## Most Free Throws Attempted

**Game:** 17, Robin Lee vs. Florida State, 1-16-82; Christi Osborne vs. Oklahoma State, 12-20-94 and Amy Wetzel vs. Wisconsin, 3/14/98  
**Season:** 203, Amy Byrne, 1989-90 and Amy Wetzel, 1998-99  
**BIG EAST Game:** 11, Amy Wetzel at St. John's, 2-17-01 and Wetzel vs. Villanova, 1-23-01  
**BIG EAST Season:** 69, Amy Wetzel, 2000-01  
**BIG EAST Tourn. Game:** 6, Chrystal Starling vs. Villanova, 3-4-01

## Most Free Throws Made

**Game:** 16, Amy Wetzel vs. Wisconsin, 3/14/98  
**Season:** 153, Amy Wetzel, 1998-99  
**BIG EAST Game:** 10, Chrystal Starling at Providence, 2-3-01 and Amy Wetzel vs. Villanova, 1-23-01  
**BIG EAST Season:** 56, Amy Wetzel, 2000-01  
**BIG EAST Tourn. Game:** 6, Chrystal Starling vs. Villanova, 3-4-01

## Best Free Throw Percentage

**Game:** 1.000 (13-13), Sue Logsdon vs. William & Mary, 1-2-91 and 1.000 (11-11), Christi Osborne vs. Va. Commonwealth, 2-1-94  
**Season:** .889 (72-81), Sue Logsdon, 1990-91  
**BIG EAST Game:** 1.000 (10-10), Chrystal Starling at Providence, 2-3-01  
**BIG EAST Season:** 86.0 (43-50), Chrystal Starling, 2000-01  
**BIG EAST Tourn. Game:** 1.000 (6-6), Chrystal Starling vs. Villanova, 3-4-01 (min. 6 made)

## Most Consecutive Free Throws

**Season:** 38, Christi Osborne, 1993-94  
**BIG EAST Season:** 20, Chrystal Starling, 2000-01



*Chrystal Starling led the BIG EAST in free throw percentage last season.*

## Most Rebounds

- Game:** 21, Karen Garbis vs. James Madison, 2-16-78, Nicole Jones vs. Hampton, 12/29/99  
**Season:** 275, Tammie Edwards, 1981-82  
**BIG EAST Game:** 12, Tere Williams vs. Miami, 1-7-01  
**BIG EAST Season:** 96, Sarah Hicks, 2000-01  
**BIG EAST Tourn. Game:** 9, Tere Williams vs. Villanova, 3-4-01

## Best Rebounding Average

- Season:** 9.8, Tammie Edwards, 1981-82  
**BIG EAST Season:** 6.0, Sarah Hicks, 2000-01

## Most Steals

- Game:** 9, Taiqua Brittingham vs. Northwestern, 12-22-83  
**Season:** 86, Lisa Witherspoon, 1998-99  
**BIG EAST Game:** 4, Several times  
**BIG EAST Season:** 29, Amy Wetzel, 2000-01  
**BIG EAST Tourn. Game:** 2, Sarah Hicks vs. Villanova, 3-4-01 and Lisa Guarneri, 3-5-01

## Most Assists

- Game:** 13, Lisa Leftwich vs. Virginia Commonwealth, 2-8-92 and 13, Lisa Witherspoon vs. Dayton, 1-4-99; vs. Xavier, 2-28-99  
**Season:** 246, Lisa Witherspoon, 1998-99  
**BIG EAST Game:** 10, Lisa Guarneri at West Virginia, 2-14-01  
**BIG EAST Season:** 49, Lisa Guarneri, 2000-01  
**BIG EAST Tourn. Game:** 5, Sarah Hicks vs. Notre Dame, 3-5-01 and Amy Wetzel vs. Notre Dame, 3-5-01



*Lisa Witherspoon is Virginia Tech's all-time leader in career assists.*



*Tammie Edwards was one of Tech's best rebounders.*

## Most Blocked Shots

- Game:** 9, Susan Walvius vs. Florida State, 1-4-86, and vs. Virginia, 12-10-85, and vs. Marshall, 2-12-85  
**Season:** 93, Susan Walvius, 1985-86  
**BIG EAST Game:** 4, Ieva Kublina at West Virginia, 2-14-01  
**BIG EAST Season:** 16, Ieva Kublina, 2000-01  
**BIG EAST Tourn. Game:** 1, Nicole Jones vs. Notre Dame, 3-5-01 and Ieva Kublina vs. Notre Dame, 3-5-01

## Most Minutes Played

- Game:** 54, Amy Wetzel vs. Dayton, 2-27-99 (3 OT) and Katie O'Connor vs. Dayton, 2-27-99, (3 OT)  
**Season:** 1,104, Sherry Banks, 1996-97  
**BIG EAST Game:** 43, Sarah Hicks vs. Boston College, 2-18-01 (OT)  
**BIG EAST Season:** 500, Amy Wetzel, 2000-01  
**BIG EAST Tourn. Game:** 36, Amy Wetzel vs. Villanova, 3-4-01

## Consecutive Double-Figure Scoring Games

- Season:** 28, Amy Byrne, 1989-90  
**Career:** 38, Amy Byrne  
**BIG EAST Season:** 6, Tere Williams, 2000-01  
**BIG EAST Career:** 6, Tere Williams, 2000-01



*Katie O'Conner played 54 minutes against Dayton in 1999.*

## INDIVIDUAL CAREER RECORDS

Most Points .....	1,791, Renee Dennis, 115 games, 1983-87
Best Scoring Average .....	15.6, Renee Dennis, 115 games, 1983-87
Most Field Goals Attempted .....	1,461, Renee Dennis, 115 games, 1983-87
Most Field Goals Made .....	694, Tere Williams, 118 games, 1997-2001
Best Field Goal Percentage .....	.550, Tere Williams, 118 games, 1997-2001
Most Free Throw Attempts .....	638, Renee Dennis, 115 games, 1983-87
Most Free Throws Made .....	489, Amy Wetzel, 129 games, 1996-2001
Best Free Throw Percentage .....	.829, Christi Osborne, 117 games, 1991-95
Most Rebounds .....	853, Tere Williams, 118 games, 1997-2001
Best Rebounding Average .....	7.2, Tere Williams, 118 games, 1997-2001
Most Assists .....	635, Lisa Witherspoon, 112 games, 1996-99
Most Steals .....	252, Taiqua Brittingham, 105 games, 1981-85
Most Blocked Shots .....	204, Susan Walvius, 105 games, 1982-86
Most Games Played .....	129, Amy Wetzel, 1996-2001
Most Games Started .....	119, Amy Wetzel, 1996-2001
Most Minutes Played .....	4,129, Amy Wetzel, 1996-2001

# Team Records

## Most Points

**Game:** 117 vs. Mercer, 2-16-87  
**Season:** 2,293, 30 games, 1983-84  
**BIG EAST Game:** 92 at West Virginia, 2-14-01  
**BIG EAST Season:** 1,017, 16 games, 2000-01  
**BIG EAST Tourn. Game:** 73 vs. Villanova, 3-4-01

## Most Points, Both Teams

**Game:** 201 (VT 117 vs. Mercer 84), 2-16-87; 201 (VT 103 vs. Dayton 98), 1-18-97  
**BIG EAST Game:** 145 (VT 92 at West Virginia 53), 2-14-01  
**BIG EAST Tourn. Game:** 140 (VT 73, Villanova 67, 3-4-01)

## Most Points, Home Floor

**Game:** 104 vs. Tulane, 1984-85  
**BIG EAST Game:** 86 vs. Pittsburgh, 2-11-01

## Most Points, Opponent's Floor

**Game:** 117 vs. Mercer, 2-16-87  
**BIG EAST Game:** 92 at West Virginia, 2-14-01

## Most Points, One Half


**Game:** 63 (2nd) vs. Western Carolina, 12-1-93  
**BIG EAST Game:** 48 (2nd) at West Virginia, 2-14-01  
**BIG EAST Tourn. Game:** 41(2nd) vs. Villanova, 3-4-01

## Fewest Points, One Half

**Game:** 12 (1st) vs. Virginia, 1-9-78  
**BIG EAST Game:** 15 (1st) vs. Connecticut, 2-7-01  
**BIG EAST Tourn. Game:** 17 (1st) vs. Notre Dame, 3-5-01

## Fewest Points, Both Teams

**Game:** 84 (JMU 47 vs. VT 37), 1976-77  
**BIG EAST Game:** 94 (VT 48 at Syracuse 46), 1-31-01  
**BIG EAST Tourn. Game:** 116 (Notre Dame 67, VT 49), 3-5-01



*Joyce Waddy helped her team score a record 117 points against Mercer.*



*Jenny Root had 20 points in the Hokies 102-43 win versus Mercer.*

## Largest Victory Margin

**Game:** 59 vs. Western Carolina (102-43), 12-1-93  
**BIG EAST Game:** 39 at West Virginia (92-53), 2-14-01  
**BIG EAST Tourn. Game:** 6 vs. Villanova (73-67), 3-4-01

## Worst Defeat

**Game:** 60 vs. Old Dominion (108-48), 1-27-78  
**BIG EAST Game:** 52 vs. Connecticut (38-90), 2-7-01  
**BIG EAST Tourn. Game:** 18 vs. Notre Dame (49-67), 3-5-01

## Most Points In Losing

**Game:** 90 vs. Clemson, 12-29-84  
**BIG EAST Game:** 64 vs. Notre Dame, 1-3-01  
**BIG EAST Tourn. Game:** 49 vs. Notre Dame, 3-5-01

## Fewest Points Scored

**Game:** 33 vs. Tennessee, 2-22-95  
**BIG EAST Game:** 38 vs. Connecticut, 2-7-01  
**BIG EAST Tourn. Game:** 49 vs. Notre Dame, 3-5-01

## Fewest Points Allowed

**Game:** 35 vs. George Washington, 12-4-88  
**BIG EAST Game:** 46 at Syracuse, 1-31-01  
**BIG EAST Tourn. Game:** 67 vs. Villanova, 3-4-01 and vs. Notre Dame, 3-5-01

## Most Points Allowed

**Game:** 108 vs. Old Dominion, 1-27-78  
**BIG EAST Game:** 90 vs. Connecticut, 2-7-01  
**BIG EAST Tourn. Game:** 67 vs. Villanova, 3-4-01 and vs. Notre Dame, 3-5-01

## Most Field Goals Attempted


**Game:** 94 vs. Appalachian State, 11-17-79  
**Season:** 2,009, 30 games, 1983-84  
**BIG EAST Game:** 66 vs. Boston College, 2-18-01  
**BIG EAST Season:** 817, 16 games, 2000-01  
**BIG EAST Tourn. Game:** 64 vs. Notre Dame, 3-5-01

## Most Field Goals Made

**Game:** 51 vs. Mercer, 2-16-87  
**Season:** 928, 29 games, 1984-85  
**BIG EAST Game:** 34 at West Virginia, 2-14-01  
**BIG EAST Season:** 355, 16 games, 2000-01  
**BIG EAST Tourn. Game:** 25 vs. Villanova, 3-4-01

## Best Field Goal Percentage

**Game:** 66.1 (37-56) at Appalachian State, 11-28-87  
**Season:** 47.8 (771-1614), 31 games, 1999-00  
**BIG EAST Game:** 60.7 (34-56) at West Virginia, 2-14-01  
**BIG EAST Season:** 43.5 (355-817), 2000-01  
**BIG EAST Tourn. Game:** 53.2 (25-47) vs. Villanova, 3-4-01



*Stephanie Green was 10-14 from the field against Appalachian State in 1987.*



*Christi Osborne hit six 3-pointers against Southern Mississippi in 1993.*

**Most 3-Point Field Goals Made**

**Game:** 12, vs. Southern Mississippi, 2-13-93  
**Season:** 124, 1990-91  
**BIG EAST Game:** 8 vs. Notre Dame, 1-3-01  
**BIG EAST Season:** 58, 2000-01  
**BIG EAST Tourn. Game:** 4 vs. Villanova, 3-4-01

**Most 3-Point Field Goal Attempts**

**Game:** 23 vs. South Carolina, 2-16-91  
**Season:** 396, 1990-91  
**BIG EAST Game:** 17 at Rutgers, 12-6-00 and vs. Notre Dame, 1-3-01  
**BIG EAST Season:** 181, 2000-01  
**BIG EAST Tourn. Game:** 16 vs. Notre Dame, 3-5-01

**Most 3-Point Field Goals Made, Both Teams**

**Game:** 17 (Tech vs. USC), 2-16-91; (Tech vs. Southern Mississippi), 1-18-93  
**BIG EAST Game:** 14 (Tech vs. Connecticut), 2-7-01  
**BIG EAST Tourn. Game:** 13 (Tech vs. Villanova), 3-4-01

**Most 3-Point Field Goal Attempts, Both Teams**

**Game:** 45 (Tech vs. USC) 2-16-91  
**BIG EAST Game:** 43 (Tech vs. Connecticut), 2-7-01  
**BIG EAST Tourn. Game:** 29 (Tech vs. Villanova), 3-4-01

**Most Free Throws Attempted**

**Game:** 58 vs. Yale, 1-9-82  
**Season:** 754, 28 games, 1981-82  
**BIG EAST Game:** 42 vs. Providence, 2-21-01  
**BIG EAST Season:** 346, 2000-01  
**BIG EAST Tourn. Game:** 21 vs. Villanova, 3-4-01

**Most Free Throws Made**

**Game:** 43 vs. Yale, 1-9-82  
**Season:** 521, 30 games, 1993-94  
**BIG EAST Game:** 30 vs. Providence, 2-24-01  
**BIG EAST Season:** 249, 2000-01  
**BIG EAST Tourn. Game:** 19 vs. Villanova, 3-4-01

**Best Free Throw Percentage**

**Game:** 1.000 (15-15) vs. William & Mary, 2-4-78  
**Season:** .734, 30 games, 1993-94  
**BIG EAST Game:** 86.7 (26-30) at Providence, 2-3-01 and at Seton Hall, 2-24-01  
**BIG EAST Season:** 72.0 (249-346), 2000-01  
**BIG EAST Tourn. Game:** 90.5 (19-21) vs. Villanova, 3-4-01

**Most Rebounds**

**Game:** 75 vs. Liberty, 1-8-90  
**Season:** 1,322, 29 games, 1979-80  
**BIG EAST Game:** 48 at West Virginia, 2-14-01  
**BIG EAST Season:** 588, 2000-01  
**BIG EAST Tourn. Game:** 34 vs. Notre Dame, 3-5-01

**Highest Rebounding Average**

**Season:** 47.6, 24 games, 1979-80  
**BIG EAST Season:** 36.8, 2000-01



*Julie Williams helped the 79-80 team average over 47 rebounds per game.*

**MISCELLANEOUS RECORDS**

Tech's All-Time Varsity Record .....	383-320 (24 years)
Cassell Coliseum Record .....	215-99 (68.5%)
Consecutive Home Court Wins .....	25, 1992-94
Record in Metro Conference Tournament .....	13-17
Record in Atlantic 10 Conference Tournament .....	8-4
Record in BIG EAST Conference Tournament .....	1-1
Largest Margin of Victory at Home .....	59 vs. Western Carolina (102-43), 1993-94
Worst Defeat at Home .....	108-48, Old Dominion, 1977-78
Worst Defeat on the Road .....	93-44, Virginia, 1990-91; 93-44, Louisville, 1991-92
Most Games Played .....	32, 1997-98
Most Wins .....	28, 1998-99
Most Losses .....	21, 1996-97
Fewest Wins .....	7, 1976-77
Fewest Losses .....	3, 1998-99
Longest Winning Streak .....	18, 1998-99
Longest Losing Streak .....	7, 1977-78
Highest Scoring Average .....	78.3, 29 games, 1984-85
Lowest Defensive Average .....	56.6, 16 games, 1976-77
Highest Won-Lost Percentage .....	.903, 28-3, 1998-99
Lowest Won-Lost Percentage .....	.323, 10-21, 1996-97
Most Consecutive Winning Seasons.. ..	4, 1997-98/2000-01
Most Metro Conference Wins (reg. season) .....	10, 1994-95
Most Atlantic 10 Conference Wins (reg. season) .....	15, 1998-99
Most BIG EAST Conference Wins (reg. season) .....	11
Most Consecutive Metro Wins (reg. season) .....	6, 1994-95
Most Consecutive Atlantic 10 Wins (reg. season) .....	8, 1998-99
Most Consecutive BIG EAST Wins (reg. season) .....	5, 2000-01
Most Consecutive Metro Losses (reg. season) .....	6, 1987-88
Most Consecutive Atlantic 10 Losses (reg. season) .....	5, 1996-97
Most Consecutive BIG EAST Losses (reg. season) .....	2, 2000-01

# Single Game Highs

## VIRGINIA TECH

### Points

34	Renee Dennis vs. Memphis State, 2-7-87
33	Michelle Hollister vs. Fordham, 3-1-96
33	Renee Dennis vs. Florida State, 1-3-87
32	Jenny Root vs. Morehead State, 2-25-93
31	Joyce Waddy vs. Mercer, 2-22-86
30	Dayna Sonovick vs. East Tennessee State, 12-4-91
	Renee Dennis vs. North Carolina, 12-4-85
29	Michelle Hollister vs. La Salle, 1-25-96
	Jenny Root vs. Radford, 2-12-92
	Amy Byrne vs. Radford, 2-28-90
	Michelle Bain vs. Florida State, 2-20-88
	Susan Walvius vs. Mercer, 2-22-86
	Susan Walvius vs. Virginia, 12-10-85
	Robin Lee vs. Florida State, 1-16-82
28	Amy Wetzel vs. Xavier, 2-28-99
	Amy Wetzel vs. Wisconsin, 3-14-98
	Michelle Hollister vs. George Washington, 2-27-96
	Jeni Garber vs. Memphis State, 3-9-89

### Rebounds

21	Nicole Jones vs. Hampton, 12/29/99
	Karen Garbis vs. James Madison, 2-16-78
19	Tammie Edwards vs. Detroit, 12-28-81
	Debbie Stovall vs. Emory and Henry, 12-9-77
18	Joyce Waddy vs. Louisville, 2-23-87
	Susan Walvius vs. Florida State, 1-4-86
	Peg Bunger vs. West Virginia, 2-22-78
	Peg Bunger vs. Va. Commonwealth, 2-17-78
17	Michelle Hollister vs. James Madison, 12-21-97
	Tammie Edwards vs. N.C. State, 12-6-82

## OPPONENTS

### Points

41	Bev Smith (Morehead State), 2-25-93
	Stephanie Howard (Radford), 2-10-88
39	Keisha Johnson (Tulane), 1-15-94
	Janet Knight (Clemson), 12-29-84
38	Korie Hlede (Duquesne), 1-27-98
37	Beth Hunt (South Carolina), 2-5-90
36	Cheryl Cook (Cincinnati), 1-28-84
	Karen Pelphrey (Marshall), 11-29-82
35	Kelly Hoover (Va. Commonwealth), 3-2-87
	Christi Hester (Dayton), 1-18-97
34	Heather Burge (Virginia), 12-8-92
	Bev Burnette (Florida State), 2-20-88
	Cheryl Cook (Cincinnati), 1-26-85
	Karen Stephens (Temple), 12-28-82
	Susan Highfill (Roanoke), 2-15-77
33	Katie Beck (ETSU), 1-21-86
	Caroline Mast (Ohio Univ.), 11-24-84
32	Daphne Hawkins (Virginia), 12-8-87

### Rebounds

22	DeShawne Blocker (East Tennessee St.), 1-2-94
21	Glenda Stokes (Florida State), 1-16-82
	Anne Donovan (Old Dominion), 3-6-81
	Pam Miklasevich (Pittsburgh), 2-19-80
20	Kristin Wilson (UNCC), 2-24-86
19	Wilhelmina Smith (Southern Miss), 2-24-84
	Anne Donovan (Old Dominion), 12-20-82
	Paula Bennett (UNCC), 1-26-80

## RECORDS BY CLASS

### Freshman

Points	427	Kim Seaver	1996-97
Scoring Average	13.8	Kim Seaver	1996-97
FG Made	182	Kim Seaver	1996-97
FG Attempted	352	Julie Williams	1979-80
	352	Kim Seaver	1996-97
FG Percentage	.604	Nicole Jones	1998-99
3PT FG Made	53	Sarah Hillyer	1989-90
3PT FG Attempted	138	Sarah Hillyer	1989-90
3PT FG Percentage	.384	Sarah Hillyer	1989-90
FT Made	112	Amy Wetzel	1997-98
FT Attempted	140	Amy Wetzel	1997-98
FT Percentage	.889	Sue Logsdon	1990-91
Rebounds	237	Tere Williams	1997-98
Rebounding Average	7.6	Tere Williams	1997-98
Assists	74	Lisa Leftwich	1991-92
Steals	57	Sonya Dalton	1979-80
	57	Amy Wetzel	1997-98
Blocks	35	Ieva Kublina	2000-01

### Sophomore

Points	468	Tere Williams	1998-99
Scoring Average	17.3	Michelle Hollister	1995-96
FG Made	192	Tere Williams	1998-99
FG Attempted	319	Tere Williams	1998-99
FG Percentage	.602	Tere Williams	1998-99
3PT FG Made	36	Sarah Hicks	1999-00
3PT FG Attempted	140	Sarah Hicks	1999-00
3PT FG Percentage	.487	Dayna Sonovick	1988-89
FT Made	153	Amy Wetzel	1998-99
FT Attempted	203	Amy Wetzel	1998-99
FT Percentage	.831	Lisa Griffith	1990-91
Rebounds	245	Michelle Hollister	1995-96
Rebounding Average	9.1	Michelle Hollister	1995-96
Assists	124	Lisa Witherspoon	1996-97
Steals	70	Sandy Berry	1978-79

### Junior

Points	538	Renee Dennis	1985-86
Scoring Average	19.9	Renee Dennis	1985-86
FG Made	201	Renee Dennis	1985-86
FG Attempted	445	Renee Dennis	1985-86
FG Percentage	.595	Terre Williams	1999-00
3PT FG Made	57	Jeni Garber	1988-89
3PT FG Attempted	173	Jeni Garber	1988-89
3PT FG Percentage	.460	Sue Logsdon	1992-93
FT Made	136	Renee Dennis	1985-86
FT Attempted	202	Renee Dennis	1985-86
FT Percentage	.874	Christi Osborne	1993-94
Rebounds	275	Tammie Edwards	1981-82
Rebounding Average	9.8	Tammie Edwards	1981-82
Assists	219	Lisa Witherspoon	1997-98
Steals	78	Taiqua Brittingham	1983-84

### Senior

Points	561	Amy Byrne	1989-90
Scoring Average	20.0	Amy Byrne	1989-90
FG Made	212	Renee Dennis	1986-87
FG Attempted	472	Renee Dennis	1986-87
FG Percentage	.564	Michelle Bain	1987-88
3PT FG Made	70	Jeni Garber	1990-91
3PT FG Attempted	224	Jeni Garber	1990-91
3PT FG Percentage	.378	Lisa Griffith	1992-93
FT Made	151	Amy Byrne	1989-90
FT Attempted	203	Amy Byrne	1989-90
FT Percentage	.838	Lisa Griffith	1992-93
Rebounds	272	Susan Walvius	1985-86
Rebounding Average	9.7	Susan Walvius	1985-86
Assists	246	Lisa Witherspoon	1998-99
Steals	86	Lisa Witherspoon	1998-99

# Year-By-Year Leaders

## Scoring Average

1976-77	Kelly Bradley	13.0
77-78	Karen Garbis	12.6
78-79	Karen Garbis	12.1
79-80	Julie Williams	12.4
80-81	Maureen Corrigan	11.7
81-82	Robin Lee	12.5
82-83	Tammie Edwards	11.0
83-84	Taiqua Brittingham	13.3
84-85	Renee Dennis	14.2
85-86	Renee Dennis	19.9
86-87	Renee Dennis	19.2
87-88	Michelle Bain	16.8
88-89	Amy Byrne	15.0
89-90	Amy Byrne	20.0
90-91	Jeni Garber	13.6
91-92	Lisa Griffith	12.3
92-93	Jenny Root	14.9
93-94	Christi Osborne	14.5
94-95	Jenny Root	16.5
95-96	Michelle Hollister	17.3
96-97	Kim Seaver	13.8
97-98	Tere Williams	13.4
98-99	Tere Williams	15.6
99-00	Tere Williams	15.2
00-01	Tere Williams	15.2

## Points

1976-77	Kelly Bradley	208
77-78	Peg Bunger	288
78-79	Karen Garbis	291
79-80	Julie Williams	359
80-81	Maureen Corrigan	350
81-82	Robin Lee	350
82-83	Tammie Edwards	275
83-84	Taiqua Brittingham	387
84-85	Renee Dennis	412
85-86	Renee Dennis	538
86-87	Renee Dennis	558
87-88	Michelle Bain	471
88-89	Amy Byrne	435
89-90	Amy Byrne	561
90-91	Jeni Garber	367
91-92	Lisa Griffith	333
92-93	Jenny Root	416
93-94	Christi Osborne	434
94-95	Jenny Root	510
95-96	Michelle Hollister	467
96-97	Kim Seaver	427
97-98	Tere Williams	414
98-99	Tere Williams	468
99-00	Tere Williams	411
00-01	Tere Williams	457

## Free Throw Percentage

(Minimum of 2 attempts per game)		
1976-77	Thea Bertoia	.656
77-78	Karen Garbis	.648
78-79	Pauline Landes	.606
79-80	Sandy Berry	.763
80-81	Maureen Corrigan	.775
81-82	Maureen Corrigan	.737
82-83	Taiqua Brittingham	.660
83-84	Robin Lee	.760
84-85	Robin Lee	.720
88-89	Amy Byrne	.820
89-90	Amy Byrne	.744
90-91	Sue Logsdon	.889
91-92	Jenny Root	.714
92-93	Lisa Griffith	.836
93-94	Christi Osborne	.874
94-95	Christi Osborne	.816
95-96	Terri Garland	.779
96-97	Katie O'Connor	.820
97-98	Kelly Drinka	.870
98-99	Amy Wetzel	.754
99-00	Tere Williams	.811
00-01	Chrystal Stirling	.869

## Rebounds

1976-77	Karen Garbis	96
77-78	Peg Bunger	184
78-79	Sandy Berry	176
79-80	Julie Williams	227
80-81	Maureen Corrigan	172
81-82	Tammie Edwards	275
82-83	Tammie Edwards	215
83-84	Robin Lee	171
84-85	Renee Dennis	215
85-86	Susan Walvius	272
86-87	Renee Dennis	205
87-88	Michelle Bain	215
88-89	Missy Sallade	252
89-90	Missy Sallade	237
90-91	Dayna Sonovick	157
91-92	Angela Donnell	147
92-93	Jenny Root	224
93-94	Jenny Root	218
94-95	Jenny Root	253
95-96	Michelle Hollister	245
96-97	Renee Maitland	191
97-98	Tere Williams	237
98-99	Tere Williams	221
99-00	Tere Williams	218
00-01	Tere Williams	177

## Rebounding Average

1976-77	Karen Garbis	7.4
77-78	Karen Garbis	8.1
78-79	Sandy Berry	7.3
79-80	Julie Williams	7.8
80-81	Maureen Corrigan	5.7
81-82	Tammie Edwards	9.8
82-83	Tammie Edwards	8.6
83-84	Robin Lee	5.7
84-85	Renee Dennis	7.4
85-86	Susan Walvius	9.7
86-87	Renee Dennis	7.1
87-88	Michelle Bain	7.7
88-89	Missy Sallade	8.7
89-90	Missy Sallade	8.5
90-91	Dayna Sonovick	5.8
91-92	Angela Donnell	5.3
92-93	Jenny Root	8.0
93-94	Jenny Root	7.3
94-95	Jenny Root	8.2
95-96	Michelle Hollister	9.1
96-97	Renee Maitland	6.2
97-98	Tere Williams	7.6
98-99	Tere Williams	7.4
99-00	Tere Williams	8.1
00-01	Tere Williams	5.9



Maureen Donovan

## Assists

1976-77	not recorded	
77-78	Gail Kelly	46
78-79	Sandy Berry	120
79-80	Sandy Berry	139
80-81	Sandy Berry	125
81-82	Jackie Ansley	94
82-83	Jackie Ansley	94
83-84	Jackie Ansley	115
84-85	Taiqua Brittingham	114
85-86	Maureen Donovan	164
86-87	Maureen Donovan	143
87-88	Denise Kayajian	97
88-89	Stephanie Green	108
89-90	Sandy Michel	83
90-91	Jeni Garber	108
91-92	Phyllis Tonkin	97
92-93	Lisa Leftwich	100
93-94	Lisa Leftwich	110
94-95	Terri Garland	116
95-96	Terri Garland	102
96-97	Lisa Witherspoon	124
97-98	Lisa Witherspoon	219
98-99	Lisa Witherspoon	246
99-00	Amy Wetzel	152
00-01	Amy Wetzel	86

## Field Goals Made

1976-77	Kelly Bradley	94
77-78	Karen Garbis	125
78-79	Karen Garbis	146
79-80	Julie Williams	167
80-81	Maureen Corrigan	120
81-82	Kathy Hanover	132
82-83	Kathy Hanover	109
83-84	Taiqua Brittingham	164
84-85	Susan Walvius	175
85-86	Susan Walvius	202
86-87	Renee Dennis	212
87-88	Michelle Bain	204
88-89	Amy Byrne	163
89-90	Amy Byrne	205
90-91	Dayna Sonovick	135
91-92	Lisa Griffith	132
92-93	Jenny Root	163
93-94	Jenny Root	165
94-95	Jenny Root	204
95-96	Michelle Hollister	177
96-97	Kim Seaver	182
97-98	Tere Williams	170
98-99	Tere Williams	192
99-00	Tere Williams	156
00-01	Tere Williams	176

## Field Goal Percentage

1976-77	Kelly Bradley	.461
77-78	Peg Bunger	.466
78-79	Peg Bunger	.496
79-80	Julie Williams	.474
80-81	Julie Williams	.490
81-82	Taiqua Brittingham	.525
82-83	Taiqua Brittingham	.460
83-84	Taiqua Brittingham	.529
84-85	Joyce Waddy	.538
85-86	Joyce Waddy	.508
86-87	Michelle Bain	.526
87-88	Michelle Bain	.564
88-89	Missy Sallade	.573
89-90	Amy Byrne	.498
90-91	Lisa Griffith	.469
91-92	Lisa Griffith	.500
92-93	Jenny Root	.580
93-94	Jenny Root	.511
94-95	Jenny Root	.533
95-96	Michelle Hollister	.492
96-97	Kim Seaver	.517
97-98	Tere Williams	.538
98-99	Tere Williams	.602
99-00	Tere Williams	.595
00-01	Tere Williams	.481

## Free Throws Made

1976-77	Karen Garbis	37
77-78	Karen Garbis	68
78-79	Sis Spriggs	51
79-80	Sandy Berry	58
80-81	Maureen Corrigan	110
81-82	Tammie Edwards	100
82-83	Tammie Edwards	73
83-84	Robin Lee	79
84-85	Renee Dennis	86
85-86	Renee Dennis	136
86-87	Renee Dennis	134
87-88	Michelle Bain	63
88-89	Missy Sallade	124
89-90	Amy Byrne	151
90-91	Lisa Griffith	74
91-92	Jenny Root	50
92-93	Jenny Root	90
93-94	Christi Osborne	97
94-95	Jenny Root	102
95-96	Michelle Hollister	107
96-97	Kim Seaver	63
97-98	Amy Wetzel	112
98-99	Amy Wetzel	153
99-00	Amy Wetzel	101
00-01	Tere Williams	104

## 3-Pt Field Goals Made

1987-88	Lisa Haney	29
88-89	Jeni Garber	57
89-90	Sarah Hillyer	53
90-91	Jeni Garber	70
91-92	Dayna Sonovick	28
92-93	Lisa Griffith	31
93-94	Sue Logsdon	25
94-95	Christi Osborne	23
95-96	Sherry Banks	28
96-97	Renee Maitland	36
97-98	Maria Albertsson	20
98-99	Maria Albertsson	31
99-00	Sarah Hicks	36
00-01	Sarah Hicks	42



Michelle (Hollister) Houseright



Sarah Hillyer

# Tech's Top Ten

*The Hokies' best performances through 25 varsity seasons*

## Points (Career)

1983-87	Renee Dennis, 115 games	1791
97-01	Tere Williams, 118 games	1750
91-95	Jenny Root, 117 games	1582
91-95	Christi Osborne, 117 games	1500
96-01	Amy Wetzel, 129 games	1444
86-90	Amy Byrne, 113 games	1291
82-86	Susan Walvius, 105 games	1161
81-85	Robin Lee, 112 games	1147
95-99	Michelle Houseright	1112
82-86	Angie Kelly, 104 games	1092

## Points (Season)

1989-90	Amy Byrne, Sr., 28 games	561
86-87	Renee Dennis, Sr., 29 games	558
85-86	Renee Dennis, Jr., 27 games	538
94-95	Jenny Root, Sr., 31 games	510
85-86	Susan Walvius, Sr., 28 games	475
87-88	Michelle Bain, Sr., 28 games	471
98-99	Tere Williams, So., 31 games	468
95-96	Michelle Hollister, So., 27 games	467
00-01	Tere Williams, Sr., 30 games	457
88-89	Amy Byrne, Jr., 29 games	435

## Scoring Average (Career)

1983-87	Renee Dennis, 115 games	15.6
97-01	Tere Williams, 118 games	14.8
91-95	Jenny Root, 117 games	13.5
91-95	Christi Osborne, 117 games	12.8
88-91	Jeni Garber, 56 games	12.6
86-90	Amy Byrne, 113 games	11.4
96-01	Amy Wetzel, 129 games	11.2
86-87	Susan Walvius, 105 games	11.1
99-	<b>Chrystal Starling, 62 games</b>	<b>10.8</b>
76-79	Karen Garbis, 62 games	10.8

## Scoring Average (Season)

1989-90	Amy Byrne, Sr., 28 games	20.0
85-86	Renee Dennis, Jr., 27 games	19.9
86-87	Renee Dennis, Sr., 29 games	19.2
95-96	Michelle Houseright, So., 27 games	17.3
85-86	Susan Walvius, Sr., 28 games	17.0
87-88	Michelle Bain, Sr., 28 games	16.8
94-95	Jenny Root, Sr., 31 games	16.5
98-99	Tere Williams, So., 31 games	15.6
00-01	Tere Williams, Sr., 30 games	15.2
99-00	Tere Williams, Jr., 27 games	15.1



**Sarah Hicks**

## Field Goal Percentage (Career)

(Minimum 3 made per game)

1997-01	Tere Williams, 118 games	(694-1263)	.550
91-95	Jenny Root, 117 games	(626-1163)	.538
86-90	Missy Sallade, 108 games	(328-630)	.521
84-88	Michelle Bain, 110 games	(447-851)	.511
81-85	Taiqua Brittingham, 105 games	(383-751)	.510
82-86	Susan Walvius, 105 games	(505-1046)	.483
79-81	Julie Williams, 58 games	(269-560)	.480
86-90	Amy Byrne, 113 games	(479-1021)	.470
89-93	Lisa Griffith, 102 games	(389-832)	.467
95-99	Michelle Houseright, 115 games	(426-912)	.467

## Field Goal Percentage (Season)

(Minimum 4 made per game)

1998-99	Tere Williams, So., 31 games	(192-319)	.602
99-00	Tere Williams, Jr., 27 games	(156-262)	.595
92-93	Jenny Root, So., 28 games	(163-281)	.580
88-89	Missy Sallade, Jr., 29 games	(138-241)	.573
87-88	Michelle Bain, Sr., 28 games	(204-362)	.564
97-98	Tere Williams, Fr., 31 games	(170-316)	.538
94-95	Jenny Root, Sr., 31 games	(204-383)	.533
83-84	Taiqua Brittingham, Jr., 29 games	(164-310)	.529
86-87	Michelle Bain, Jr., 29 games	(131-249)	.526
84-85	Renee Dennis, So., 29 games	(163-313)	.521



**Tere Williams**

## Field Goals Made (Career)

1997-01	Tere Williams, 118 games	694
83-87	Renee Dennis, 115 games	680
91-95	Jenny Root, 117 games	626
91-95	Christi Osborne, 117 games	581
82-86	Susan Walvius, 105 games	505
86-90	Amy Byrne, 113 games	479
82-86	Angie Kelly, 104 games	451
84-88	Michelle Bain, 110 games	447
96-01	Amy Wetzel, 129 games	444
81-85	Robin Lee, 112 games	434

## Field Goals Made (Season)

1986-87	Renee Dennis, Sr., 29 games	212
89-90	Amy Byrne, Sr., 28 games	205
94-95	Jenny Root, Sr., 31 games	204
87-88	Michelle Bain, Sr., 28 games	204
85-86	Susan Walvius, Sr., 28 games	202
85-86	Renee Dennis, Jr., 27 games	201
98-99	Tere Williams, So., 31 games	192
96-97	Kim Seaver, Fr., 31 games	182
95-96	Michelle Houseright, So., 27 games	177
00-01	Tere Williams, Sr., 30 games	176

## 3-Point Field Goals Made (Career)

1988-91	Jeni Garber, 56 games	127
97-	<b>Sarah Hicks, 87 games</b>	<b>93</b>
87-92	Dayna Sonovick, 85 games	84
91-95	Christi Osborne, 117 games	71
96-01	Amy Wetzel, 129 games	67
94-98	Renee Maitland, 99 games	64
89-93	Lisa Griffith, 102 games	64
93-97	Sherry Banks, 113 games	60
89-90	Sarah Hillyer, 28 games	53
98-99	Maria Albertsson, 63 games	51

## 3-Point Field Goals Made (Season)

1990-91	Jeni Garber, Sr., 27 games	70
88-89	Jeni Garber, Jr., 29 games	57
89-90	Sarah Hillyer, Fr., 28 games	53
00-01	<b>Sarah Hicks, Jr., 31 games</b>	<b>42</b>
99-00	<b>Sarah Hicks, So., 31 games</b>	<b>36</b>
96-97	Renee Maitland, Jr., 31 games	36
90-91	Dayna Sonovick, Jr., 27 games	32
92-93	Lisa Griffith, Sr., 28 games	31
98-99	Maria Albertsson, Sr., 31 games	31
87-88	Lisa Haney, Sr., 24 games	29

## Free Throws Made (Career)

1996-01	Amy Wetzel, 129 games	489
83-87	Renee Dennis, 115 games	431
97-01	Tere Williams, 118 games	361
86-90	Amy Byrne, 113 games	333
91-95	Jenny Root, 117 games	329
81-85	Robin Lee, 112 games	289
86-90	Missy Sallade, 108 games	270
91-95	Christi Osborne, 117 games	267
91-95	Lisa Leftwich, 111 games	264
95-99	Michelle Houseright, 115 games	255

## Free Throws Made (Season)

1998-99	Amy Wetzel, So., 31 games	153
89-90	Amy Byrne, Sr., 28 games	151
85-86	Renee Dennis, Jr., 27 games	136
86-87	Renee Dennis, Sr., 29 games	134
88-89	Missy Sallade, Jr., 29 games	124
97-98	Amy Wetzel, r-Fr., 31 games	112
80-81	Maureen Corrigan, Jr., 30 games	110
88-89	Amy Byrne, Jr., 29 games	109
89-90	Missy Sallade, Sr., 28 games	108
95-96	Michelle Houseright, So., 27 games	107



## Rebounds (Career)

1997-01	Tere Williams, 118 games	853
91-95	Jenny Root, 117 games	815
83-87	Renee Dennis, 115 games	792
79-83	Tammie Edwards, 107 games	748
82-86	Susan Walvius, 105 games	644
84-88	Michelle Bain, 110 games	619
86-90	Amy Byrne, 113 games	618
86-90	Missy Sallade, 108 games	610
95-99	Michelle Houseright, 115 games	609
91-95	Angela Donnell, 117 games	601

## Rebounds (Season)

1981-82	Tammie Edwards, Jr., 28 games	275
85-86	Susan Walvius, Sr., 28 games	272
94-95	Jenny Root, Sr., 31 games	253
88-89	Missy Sallade, Jr., 29 games	252
95-96	Michelle Hollister, So., 27 games	245
89-90	Missy Sallade, Sr., 28 games	237
97-98	Tere Williams, Fr., 31 games	237
79-80	Julie Williams, Fr., 29 games	227
85-86	Renee Dennis, Jr., 27 games	224
92-93	Jenny Root, So., 28 games	224



Michelle Bain



Amy Wetzel

## Rebounding Average (Career)

1997-01	Tere Williams, 118 games	7.2
91-95	Jenny Root, 117 games	7.0
76-79	Karen Garbis, 62 games	7.0
79-83	Tammie Edwards, 107 games	7.0
83-87	Renee Dennis, 115 games	6.9
79-81	Julie Williams, 58 games	6.3
82-86	Susan Walvius, 105 games	6.1
86-88	Wendy Sanders, 54 games	5.9
78-81	Sandy Berry, 83 games	5.7
86-90	Missy Sallade, 108 games	5.6

## Rebounding Average (Season)

1981-82	Tammie Edwards, Jr., 28 games	9.8
85-86	Susan Walvius, Sr., 28 games	9.7
95-96	Michelle Houseright, So., 27 games	9.1
88-89	Missy Sallade, Jr., 29 games	8.7
82-83	Tammie Edwards, Sr., 25 games	8.6
89-90	Missy Sallade, Sr., 28 games	8.5
99-00	Tere Williams, Jr., 27 games	8.4
85-86	Renee Dennis, Jr., 27 games	8.3
94-95	Jenny Root, Sr., 31 games	8.2
77-78	Karen Garbis, Jr., 22 games	8.1

## Assists (Career)

1996-99	Lisa Witherspoon, 112 games	635
83-87	Maureen Donovan, 115 games	410
96-01	Amy Wetzel, 129 games	399
78-81	Sandy Berry, 83 games	384
91-95	Lisa Leftwich, 111 games	371
92-96	Terri Garland, 114 games	369
88-92	Phyllis Tonkin, 100 games	319
91-95	Christi Osborne, 117 games	316
81-84	Jackie Ansley, 83 games	312
81-85	Taiqua Brittingham, 105 games	303

## Assists (Season)

1998-99	Lisa Witherspoon, Sr., 30 games	246
97-98	Lisa Witherspoon, Jr., 31 games	219
85-86	Maureen Donovan, Jr., 28 games	164
99-00	Amy Wetzel, Jr., 31 games	152
86-87	Maureen Donovan, Sr., 29 games	143
79-80	Sandy Berry, Jr., 29 games	139
80-81	Sandy Berry, Sr., 30 games	125
96-97	Lisa Witherspoon, So., 23 games	124
78-79	Sandy Berry, So., 24 games	120
94-95	Terri Garland, Jr., 31 games	116

## Blocked Shots (Career)

1982-86	Susan Walvius, 105 games	204
91-95	Jenny Root, 117 games	133
84-88	Michelle Bain, 110 games	109
96-99	Kim Seaver, 85 games	106
79-81	Julie Williams, 82 games	82
89-93	Lisa Griffith, 102 games	77
86-90	Missy Sallade, 108 games	71
00-01	Tere Williams, 118 games	67
92-96	Cynthia Lee, 110 games	65
81-83	Fran Pfister, 58 games	59

## Blocked Shots (Season)

1985-86	Susan Walvius, Sr., 28 games	93
84-85	Susan Walvius, Jr., 28 games	73
96-97	Kim Seaver, Fr., 31 games	54
96-97	Meg Hunter, Fr., 31 games	49
79-80	Julie Williams, Fr., 29 games	43
86-87	Michelle Bain, Jr., 29 games	43
92-93	Jenny Root, So., 28 games	39
94-95	Jenny Root, Sr., 31 games	37
81-82	Fran Pfister, Sr., 25 games	36
00-01	Ieva Kublina, Fr., 31 games	35

## Steals (Career)

1981-85	Taiqua Brittingham, 105 games	252
96-01	Amy Wetzel, 129 games	235
96-99	Lisa Witherspoon, 112 games	219
78-81	Sandy Berry, 83 games	175
91-95	Lisa Leftwich, 111 games	161
81-84	Jackie Ansley, 83 games	157
92-96	Terri Garland, 114 games	144
83-87	Maureen Donovan, 115 games	142
82-86	Angie Kelly, 104 games	140
90-94	Sue Logsdon, 105 games	126

## Steals (Season)

1998-99	Lisa Witherspoon, Sr., 30 games	86
83-84	Taiqua Brittingham, Jr., 29 games	78
96-97	Renee Maitland, Jr., 31 games	77
78-79	Sandy Berry, So., 24 games	70
83-84	Jackie Ansley, Sr., 30 games	68
84-85	Taiqua Brittingham, Sr., 23 games	66
82-83	Taiqua Brittingham, So., 25 games	62
97-98	Lisa Witherspoon, Jr., 31 games	62
88-89	Jeni Garber, Jr., 29 games	60
79-80	Sonya Dalton, Fr., 29 games	57
97-98	Amy Wetzel, r-Fr., 31 games	57
99-00	Amy Wetzel, Jr., 31 games	57

## Free Throw Percentage (Career)

(Minimum 1.5 made per game)

1991-95	Christi Osborne, 117 games	(267-322)	.829
90-94	Sue Logsdon, 105 games	(203-257)	.790
89-93	Lisa Griffith, 102 games	(191-247)	.773
80-82	Maureen Corrigan, 55 games	(166-218)	.761
86-90	Amy Byrne, 113 games	(333-438)	.760
96-99	Katie O'Connor, 120 games	(216-286)	.755
81-85	Robin Lee, 112 games	(289-387)	.747
82-86	Angie Kelly, 104 games	(190-257)	.739
91-95	Lisa Leftwich, 111 games	(264-361)	.731
97-01	Tere Williams, 118 games	(361-495)	.729

## Free Throw Percentage (Season)

(Min. 60 attempts)

1990-91	Sue Logsdon, Fr., 27 games	(72-81)	.889
93-94	Christi Osborne, Jr., 30 games	(97-111)	.874
00-01	<b>Chrystal Starling, Jr., 31 games</b>	<b>(93-107)</b>	<b>.869</b>
92-93	Lisa Griffith, Sr., 28 games	(62-74)	.838
90-91	Lisa Griffith, So., 27 games	(74-89)	.831
88-89	Amy Byrne, Jr., 29 games	(109-133)	.820
94-95	Christi Osborne, Sr., 31 games	(71-87)	.816
97-98	Amy Wetzel, r-Fr., 31 games	(112-140)	.800
96-97	Kelly Drinka, So., 31 games	(58-73)	.795
00-01	Amy Wetzel, Sr., 31 games	(95-120)	.792



Sue Logsdon

# Tech's 1000-Point Club

## Renee Dennis • 1,791

Year	G/GS	Min-Avg	FG-FGA	Pct.	3P-3PA	Pct.	FT-FTA	Pct.	Reb.	Avg.	PF-DQ	A	TO	BS	ST	Pts	Avg.
1983-84	30-2	618-20.6	104-231	.450	-----	----	75-116	.647	148	4.9	76-4	9	50	5	11	283	9.4
1984-85	29-25	789-27.2	163-313	.521	-----	----	86-138	.623	215	7.4	87-3	11	73	8	21	412	14.2
1985-86	27-27	956-35.4	201-445	.452	-----	----	136-202	.673	224	8.3	77-0	25	98	5	22	538	19.9
1986-87	29-29	1001-34.5	212-472	.449	-----	----	134-182	.736	205	7.1	78-3	46	100	0	22	558	19.2
<b>Total</b>	<b>115-83</b>	<b>3364-29.3</b>	<b>680-1461</b>	<b>.465</b>	-----	----	<b>431-638</b>	<b>.676</b>	<b>792</b>	<b>6.9</b>	<b>318-10</b>	<b>91</b>	<b>321</b>	<b>18</b>	<b>76</b>	<b>1791</b>	<b>15.6</b>

## Tere Williams • 1,750

Year	G/GS	Min-Avg	FG-FGA	Pct.	3P-3PA	Pct.	FT-FTA	Pct.	Reb.	Avg.	PF-DQ	A	TO	BS	ST	Pts	Avg.
1997-98	31-28	776-25.0	170-316	.538	0-0	.000	74-124	.597	237	7.6	91-2	16	85	15	36	414	13.4
1998-99	30-29	822-27.4	192-319	.604	0-0	.000	84-113	.750	221	7.5	81-1	27	66	22	29	468	15.6
1999-00	27-25	807-29.9	156-262	.595	0-1	.000	99-122	.811	218	8.4	68-3	19	76	14	32	411	15.1
2000-01	30-30	814-27.1	176-366	.481	1-15	.067	104-136	.764	177	5.9	83-1	30	78	16	26	457	15.2
<b>Total</b>	<b>118-112</b>	<b>3219-27.3</b>	<b>694-1263</b>	<b>.550</b>	<b>1-16</b>	<b>.063</b>	<b>361-495</b>	<b>.729</b>	<b>853</b>	<b>7.2</b>	<b>323-7</b>	<b>92</b>	<b>305</b>	<b>67</b>	<b>123</b>	<b>1750</b>	<b>14.8</b>

## Jenny Root • 1,582

Year	G/GS	Min-Avg	FG-FGA	Pct.	3P-3PA	Pct.	FT-FTA	Pct.	Reb.	Avg.	PF-DQ	A	TO	BS	ST	Pts	Avg.
1991-92	28-1	527-18.8	94-176	.534	1-1	1.000	50-70	.714	120	4.3	68-0	12	38	27	14	239	8.5
1992-93	28-25	777-27.8	163-281	.580	0-0	.000	90-123	.732	224	8.0	67-0	22	58	39	20	416	14.9
1993-94	30-30	924-30.8	165-323	.511	0-0	.000	87-136	.640	218	7.3	75-1	21	46	30	26	417	13.9
1994-95	31-31	962-31.0	204-383	.533	0-0	.000	102-157	.650	253	8.2	69-1	30	74	37	27	510	16.5
<b>Total</b>	<b>117-87</b>	<b>3190-27.3</b>	<b>626-1163</b>	<b>.538</b>	<b>1-1</b>	<b>1.000</b>	<b>329-486</b>	<b>.677</b>	<b>815</b>	<b>7.0</b>	<b>279-2</b>	<b>85</b>	<b>216</b>	<b>133</b>	<b>87</b>	<b>1582</b>	<b>13.5</b>

## Christi Osborne • 1,500


Year	G/GS	Min-Avg	FG-FGA	Pct.	3P-3PA	Pct.	FT-FTA	Pct.	Reb.	Avg.	PF-DQ	A	TO	BS	ST	Pts	Avg.
1991-92	28-20	880-31.4	120-271	.443	9-27	.333	37-45	.822	144	5.1	53-0	66	79	15	24	286	10.2
1992-93	28-28	917-32.8	149-335	.445	24-60	.400	62-79	.785	142	5.1	64-1	92	73	14	30	384	13.7
1993-94	30-30	1000-33.3	161-373	.432	15-51	.294	97-111	.874	138	4.6	67-0	78	72	8	18	434	14.5
1994-95	31-31	1054-34.0	151-365	.414	23-78	.295	71-87	.816	142	4.6	48-0	80	71	17	24	396	12.8
<b>Total</b>	<b>117-109</b>	<b>3851-32.9</b>	<b>581-1344</b>	<b>.432</b>	<b>71-216</b>	<b>.329</b>	<b>267-322</b>	<b>.829</b>	<b>566</b>	<b>4.8</b>	<b>232-1</b>	<b>316</b>	<b>295</b>	<b>54</b>	<b>96</b>	<b>1500</b>	<b>12.8</b>



Renee Dennis



Tere Williams



Jenny Root



Christi Osborne




Amy Wetzel



Amy Byrne



Susan Walvius



Robin Lee

## Amy Wetzel • 1,444

Year	G/GS	Min-Avg	FG-FGA	Pct.	3P-3PA	Pct.	FT-FTA	Pct.	Reb.	Avg.	PF-DQ	A	TO	BS	ST	Pts	Avg.
1996-97	6-1	180-30.0	18-43	.419	7-19	.368	28-34	.824	23	3.8	15-1	10	10	2	17	71	11.8
1997-98	31-27	908-29.3	106-235	.451	6-43	.140	112-140	.800	126	4.1	71-2	67	81	6	57	330	10.6
1998-99	30-29	1032-34.4	127-307	.414	25-65	.385	153-203	.754	167	5.6	69-0	84	92	3	55	432	14.6
1999-00	31-31	1059-34.2	105-242	.434	14-44	.318	101-138	.732	140	4.5	69-1	152	110	7	57	325	10.5
2000-01	31-31	950-30.6	88-206	.427	15-37	.405	95-120	.792	109	3.5	67-2	86	76	1	49	286	9.2
<b>Total</b>	<b>129-119</b>	<b>4129-32.0</b>	<b>444-1033</b>	<b>.430</b>	<b>67-208</b>	<b>.322</b>	<b>489-635</b>	<b>.770</b>	<b>565</b>	<b>4.4</b>	<b>291-6</b>	<b>399</b>	<b>369</b>	<b>19</b>	<b>235</b>	<b>1444</b>	<b>11.2</b>

## Amy Byrne • 1,291

Year	G/GS	Min-Avg	FG-FGA	Pct.	3P-3PA	Pct.	FT-FTA	Pct.	Reb.	Avg.	PF-DQ	A	TO	BS	ST	Pts	Avg.
1986-87	28-0	306-10.9	38-108	.352	-----	-----	46-60	.767	83	3.0	55-0	11	29	4	11	122	4.4
1987-88	28-1	490-17.5	73-177	.412	0-0	.000	27-42	.643	116	4.1	71-1	16	27	5	13	173	6.2
1988-89	29-29	882-30.4	163-324	.503	0-0	.000	109-133	.820	217	7.5	77-3	19	69	6	23	435	15.0
1989-90	28-28	894-31.0	205-412	.498	0-0	.000	151-203	.744	202	7.2	85-1	26	66	2	26	561	20.0
<b>Total</b>	<b>113-58</b>	<b>2572-22.8</b>	<b>479-1021</b>	<b>.469</b>	<b>0-0</b>	<b>.000</b>	<b>333-438</b>	<b>.760</b>	<b>618</b>	<b>5.5</b>	<b>233-5</b>	<b>72</b>	<b>191</b>	<b>17</b>	<b>73</b>	<b>1291</b>	<b>11.4</b>

## Susan Walvius • 1,161

Year	G/GS	Min-Avg	FG-FGA	Pct.	3P-3PA	Pct.	FT-FTA	Pct.	Reb.	Avg.	PF-DQ	A	TO	BS	ST	Pts	Avg.
1982-83	24-0	300-12.5	63-144	.436	-----	-----	13-16	.813	77	3.2	47-3	6	25	17	8	139	5.8
1983-84	25-0	317-12.7	65-143	.454	-----	-----	26-36	.722	87	3.5	55-2	6	18	21	4	156	6.2
1984-85	28-26	753-26.9	175-352	.497	-----	-----	41-62	.661	208	7.4	86-4	17	58	73	27	391	14.0
1985-86	28-28	884-31.6	202-407	.496	-----	-----	71-97	.732	272	9.7	105-5	25	42	93	26	475	17.0
<b>Total</b>	<b>105-54</b>	<b>2254-21.5</b>	<b>505-1046</b>	<b>.483</b>	-----	-----	<b>151-211</b>	<b>.716</b>	<b>644</b>	<b>6.1</b>	<b>293-14</b>	<b>54</b>	<b>143</b>	<b>204</b>	<b>65</b>	<b>1161</b>	<b>11.1</b>

## Robin Lee • 1,147

Year	G/GS	Min-Avg	FG-FGA	Pct.	3P-3PA	Pct.	FT-FTA	Pct.	Reb.	Avg.	PF-DQ	A	TO	BS	ST	Pts	Avg.
1981-82	28-26	757-27.0	126-309	.408	-----	-----	98-135	.726	126	4.5	80-2	24	83	13	27	350	12.5
1982-83	25-224	640-25.6	95-255	.373	-----	-----	44-74	.595	101	4.0	63-3	34	63	9	17	234	9.4
1983-84	30-30	744-24.8	105-265	.396	-----	-----	79-104	.760	171	5.7	99-4	64	88	19	20	289	9.6
1984-85	29-26	639-22.0	108-233	.464	-----	-----	58-74	.784	97	3.3	74-3	58	82	8	26	274	9.4
<b>Total</b>	<b>112-106</b>	<b>2780-24.8</b>	<b>434-1062</b>	<b>.409</b>	-----	-----	<b>279-387</b>	<b>.721</b>	<b>495</b>	<b>4.4</b>	<b>316-12</b>	<b>180</b>	<b>316</b>	<b>49</b>	<b>90</b>	<b>1147</b>	<b>10.2</b>

Continued on next page

# 1,000-Point Club

Continued from previous page

## Michelle (Hollister) Houseright • 1,112

Year	G/GS	Min-Avg	FG-FGA	Pct.	3P-3PA	Pct.	FT-FTA	Pct.	Reb.	Avg.	PF-DQ	A	TO	BS	ST	Pts	Avg.
1994-95	28-0	255-9.1	23-92	.250	2-13	.154	18-26	.692	59	2.1	43-0	14	36	11	13	66	2.4
1995-96	27-26	816-30.2	177-360	.492	6-19	.316	107-172	.622	245	9.1	74-0	24	76	23	53	467	17.3
1996-97	Did not play																
1997-98	29-6	652-22.5	108-217	.498	0-0	.000	60-94	.638	165	5.7	55-0	35	64	12	27	276	9.5
1998-99	31-11	669-21.6	118-243	.486	1-2	.500	66-88	.750	140	4.5	54-1	30	47	7	46	303	9.8
<b>Total</b>	<b>115-43</b>	<b>2392-20.8</b>	<b>426-912</b>	<b>.467</b>	<b>9-34</b>	<b>.265</b>	<b>251-380</b>	<b>.661</b>	<b>609</b>	<b>5.3</b>	<b>226-1</b>	<b>103</b>	<b>223</b>	<b>53</b>	<b>139</b>	<b>1112</b>	<b>9.7</b>

## Angie Kelly • 1,092


Year	G/GS	Min-Avg	FG-FGA	Pct.	3P-3PA	Pct.	FT-FTA	Pct.	Reb.	Avg.	PF-DQ	A	TO	BS	ST	Pts	Avg.
1982-83	22-0	215-9.8	40-105	.381	-----	-----	24-32	.750	31	1.4	26-0	19	23	0	11	104	4.7
1983-84	29-3	599-20.7	128-264	.485	-----	-----	59-83	.711	76	2.6	68-1	36	63	2	41	315	10.9
1984-85	29-26	639-22.0	130-303	.429	-----	-----	55-76	.724	77	2.7	82-2	88	80	4	57	315	10.9
1985-86	24-24	791-33.0	153-348	.440	-----	-----	52-66	.788	90	3.8	72-5	65	69	3	31	358	14.9
<b>Total</b>	<b>104-53</b>	<b>2244-21.6</b>	<b>451-1020</b>	<b>.442</b>	-----	-----	<b>190-257</b>	<b>.739</b>	<b>274</b>	<b>2.6</b>	<b>248-8</b>	<b>208</b>	<b>235</b>	<b>9</b>	<b>140</b>	<b>1092</b>	<b>10.5</b>

## Michelle Bain • 1,068


Year	G/GS	Min-Avg	FG-FGA	Pct.	3P-3PA	Pct.	FT-FTA	Pct.	Reb.	Avg.	PF-DQ	A	TO	BS	ST	Pts	Avg.
1984-85	25-0	198-7.9	39-77	.506	-----	-----	18-31	.529	63	2.5	50-2	1	26	12	7	96	3.8
1985-86	28-6	480-17.1	73-163	.448	-----	-----	44-77	.571	146	5.2	98-0	7	55	27	12	190	6.8
1986-87	29-28	695-24.0	131-249	.526	-----	-----	49-92	.533	195	6.7	112-14	14	72	43	21	311	10.7
1987-88	28-27	766-27.4	204-362	.564	0-0	.000	63-113	.558	215	7.7	106-10	11	69	27	19	471	16.8
<b>Total</b>	<b>110-61</b>	<b>2139-19.5</b>	<b>447-851</b>	<b>.525</b>	<b>0-0</b>	<b>.000</b>	<b>174-313</b>	<b>.556</b>	<b>619</b>	<b>5.6</b>	<b>366-26</b>	<b>33</b>	<b>222</b>	<b>109</b>	<b>59</b>	<b>1068</b>	<b>9.7</b>

## Lisa Griffith • 1,033

Year	G/GS	Min-Avg	FG-FGA	Pct.	3P-3PA	Pct.	FT-FTA	Pct.	Reb.	Avg.	PF-DQ	A	TO	BS	ST	Pts	Avg.
1989-90	20-0	118-5.9	14-45	.311	0-0	.000	12-19	.632	36	1.8	7-0	3	6	4	1	40	2.0
1990-91	27-26	708-26.2	119-254	.469	7-18	.389	74-89	.831	137	5.1	66-0	17	39	21	17	319	11.8
1991-92	27-27	659-24.4	132-264	.500	26-58	.448	43-65	.662	130	4.8	52-0	20	49	18	16	333	12.3
1992-93	28-28	725-25.9	124-269	.461	31-82	.378	62-74	.838	177	6.3	61-0	22	57	34	26	341	12.2
<b>Total</b>	<b>102-81</b>	<b>2210-21.7</b>	<b>389-832</b>	<b>.468</b>	<b>64-158</b>	<b>.405</b>	<b>191-247</b>	<b>.773</b>	<b>480</b>	<b>4.7</b>	<b>186-0</b>	<b>62</b>	<b>151</b>	<b>77</b>	<b>160</b>	<b>1033</b>	<b>10.1</b>




Michelle (Hollister) Houseright



Angie Kelly



Michelle Bain



Lisa Griffith

# Cassell Coliseum Records

## VIRGINIA TECH

### Individual

FG made	14	Renee Dennis vs. Florida State (1/3/87)
FG att.	30	Renee Dennis vs. Memphis State (2/7/87)
3-pt. FG made	6	Sarah Hillyer vs. Florida State (2/3/90)
	6	Jeni Garber vs. West Virginia (12/20/90)
3-pt. FG att.	15	Sarah Hicks vs. Duke (12/8/99)
FT made	15	Robin Lee vs. Florida State (1/16/82)
FT att.	17	Robin Lee vs. Florida State (1/16/82)
Points	34	Renee Dennis vs. Memphis State (2/7/87)
Off. Reb.	9	Amy Byrne vs. Liberty (1/8/90); Joyce Waddy vs. Louisville, (2/23/87)
Def. Reb.	14	Nicole Jones vs. Hampton (12/29/99)
Tot. Reb.	21	Nicole Jones vs. Hampton (12/29/99)
Assists	13	Lisa Leftwich vs. VCU (2/8/92)
Turnovers	12	Sandy Berry vs. UNCC (1/13/79)
88)		
Blocks	9	Susan Walvius vs. Florida State (1/4/86)
Steals	9	Taiqua Brittingham vs. Northwestern (12/22/83)

### Team

FG made	44	vs. West Virginia Wesleyan (11/18/80)
FG att.	94	vs. Appalachian State (11/17/79)
3-pt. FG made	10	vs. Radford (2/21/91)
3-pt. FG att.	20	vs. Duke (12/8/99)
FT made	43	vs. Yale (1/9/82)
FT att.	58	vs. Yale (1/9/82)
Points	104	vs. Tulane (1/10/85)
Off. Reb.	40	vs. Liberty (1/8/90)
Def. Reb.	43	vs. Gardner-Webb (1/2/93)
Tot. Reb.	75	vs. Liberty (1/8/90)
Assists	28	vs. Florida State (2/20/88)
Turnovers	38	vs. East Tennessee State (12/10/77)
Blocks	14	vs. East Tennessee State (12/21/93)
Steals	19	vs. Charleston (12/5/86)

## OPPONENTS

### Individual

FG made	16	Heather Burge, Virginia (12/8/92)
FG att.	36	Vivian Greene, Norfolk State (1/15/77)
3-pt. FG made	5	Anna Pavlikhina, VCU (1/9/93); 5 Camille Murphy, Georgia (11/17/99); 5 Sue Bird, Connecticut (2/7/01)
3-pt. FG att.	12	Anna Pavlikhina, VCU (1/9/93)
	12	Kristin Mattox, Louisville (1/28/94)
FT made	15	Paula Dolan, Charleston (12/19/81)
FT att.	19	Paula Dolan, Charleston (12/19/81)
Points	34	Heather Burge, Virginia (12/8/92)
	34	Bev Burnette, Florida State (2/20/88); 34 Susan Highfill, Roanoke (2/15/77)
Off. Reb.	8	Glynetha Davis, Memphis State (2/11/89)
Def. Reb.	15	Carolyn Dehn-Duhr, JMU (12/10/88)
Tot. Reb.	21	Glenda Stokes, Florida State (1/16/82)
Assists	11	Jan Cameron, UT-Chattanooga (1/8/94)
Turnovers	14	Karin Vadelund, George Washington (12/4/88)
Blocks	11	Svetlana Pankratova, VCU (2/12/94)
Steals	7	Vivian Greene, Norfolk State (1/15/77)
	7	Tonya Cardoza, Virginia (12/8/87)
	7	Carrie Coffman, Bradley (1/12/94)

### Team

FG made	43	Cincinnati (2/10/84)
	43	Old Dominion (3/1/84)
FG att.	91	Cincinnati (2/10/84)
3-pt. FG made	14	Connecticut (2/7/01)
	8	South Carolina (1/19/91); 8 Southern Mississippi (2/13/89) and (1/18/93)
3-pt. FG att.	28	Connecticut (2/7/01)
FT made	32	Radford (1/20/93)
FT att.	43	by Florida State (1/3/87)
	43	by Radford (12/6/86)
Points	108	Old Dominion (1/27/78)
Off. Reb.	25	Marshall (12/30/92)
	25	Florida State (1/3/87)
Def. Reb.	36	James Madison (12/10/88)
Tot. Reb.	62	Virginia Union (2/9/78)
Assists	24	Connecticut (2/7/01)
Turnovers	47	Appalachian St. (11/17/79)
Blocks	13	Virginia Commonwealth (2/12/94)
Steals	22	Virginia (12/8/87)



*The Cassell Coliseum women's basketball attendance record was set on March 13, 1999 when a sell-out crowd of 10,052 watched Virginia Tech defeat Saint Peter's in an NCAA Tournament First Round game.*

# Year-By-Year Results

## 1976-77

Coach: John Wetzel

Record: 7-9

hL	42-46	Virginia State
aL	52-54	Virginia
aW	59-55	Bridgewater
aL	58-71	East Tennessee State
aL	50-60	Radford
hL	55-68	Norfolk State
hW	49-48	Emory & Henry
hW	59-47	Longwood
aW	57-47	William & Mary
aL	39-82	Old Dominion
aW	53-43	VCU
hW	56-46	James Madison
hW	71-68	Roanoke College
hL	58-67	Virginia
nL1	37-47	James Madison
nL1	49-56	Norfolk State



Tech's first varsity team — the 1976-77 Hokies.

## 1977-78

Coach: Carolyn Owen

Record: 8-16

hL	65-77	Bridgewater
hW	61-52	Emory & Henry
hL	57-78	East Tennessee State
nW2	65-57	George Washington
nL2	65-80	William & Mary
aL	39-54	Virginia
hL	78-81	Morris Harvey
hL	55-81	Virginia State
aL	68-86	Norfolk State
hL	52-73	Radford
hL	48-108	Old Dominion
hW	87-45	VCU
hW	65-57	William & Mary
aL	59-68	Longwood
hW	73-68	Virginia Union
aL	47-66	James Madison
aW	75-47	VCU
aL	68-81	Radford
aL	72-75	West Virginia
aW	75-59	Emory & Henry
aL	64-74	East Tennessee State
aW	76-56	Roanoke College
nL1	53-83	Old Dominion
nL1	38-58	Virginia

## 1978-79

Coach: Carol Alfano

Record: 9-15

aL	57-70	Marshall
aL	69-82	Morris Harvey
aW	70-58	Bridgewater
hL	56-75	Wake Forest
hW	83-62	Norfolk State
hL	65-67	UNC Charlotte
hL	58-64	Virginia
hW	83-78	W. Va. Wesleyan
hL	67-69	Virginia State
aL	65-76	George Washington
aL	59-73	Virginia Union
hW	57-49	James Madison
hL	73-87	Lenoir-Rhyne
hL	72-73	American University
aL	47-91	Old Dominion
aL	57-62	Georgetown

hL	60-66	Radford
hW	81-55	Longwood
hW	73-61	West Virginia
aW	64-59	William & Mary
aL	56-69	VCU
hL	64-66	James Madison
hW	75-54	VCU
hW	70-53	Norfolk State

## 1979-80

Coach: Carol Alfano

Record: 17-12

hW	78-55	Appalachian State
aW	75-63	East Tennessee State
aL	73-82	North Carolina
hW	87-66	VCU
aL	68-86	South Carolina
aL	57-67	Florida State
nW3	71-60	St. Louis#
nL3	58-66	Cincinnati#
hL	53-57	George Washington
hL	58-75	East Carolina
hW	60-56	William & Mary
hW	70-57	Marshall
nL2	38-48	Virginia
aW	65-61	Norfolk State
hW	71-62	Virginia Union
aW	63-50	Virginia State
hL	61-66	UNC Charlotte
aL	62-55	James Madison
hW	60-54	Winthrop
hW	65-54	East Tennessee State
hL	52-78	Old Dominion
aW	77-54	Florida State
hW	66-59	Univ. of Charleston
aW	75-58	Longwood
aL	54-76	Pittsburgh
aW	71-67	West Virginia
aW	63-62	Radford
hL	53-54	Cincinnati
hL	52-63	Virginia Union

## 1980-81

Coach: Carol Alfano

Record: 13-17

hW	100-46	W. Va. Wesleyan
aL	65-70	East Carolina
aL	68-94	N.C. State
hW	65-63	William & Mary
hL	42-78	South Carolina*
nW4	75-54	Delaware
aL	54-57	George Washington
hW	62-45	Virginia State
nW5	74-67	West Virginia
nW6	71-56	Carson-Newman
aL	50-88	East Tennessee State
nL7	50-65	Georgia
nL8	43-58	Virginia
hL	72-89	Louisville
hW	73-37	Norfolk State
aL	67-69	UNC Charlotte
aL	58-78	Cincinnati
hW	65-55	Duke
hW	66-58	James Madison
hW	62-56	East Tennessee State
nL9	64-81	Louisville#
nL9	65-72	St. Louis#
aL	58-60	Univ. of Charleston
aW	79-61	Marshall
aL	58-64	Appalachian State
aL	51-55	Virginia Union
aL	39-85	Old Dominion
aW10	71-65	James Madison
nL10	54-65	Old Dominion
nL10	41-49	Virginia

## 1981-82

Coach: Carol Alfano

Record: 16-12; Metro: 0-5

aW	89-58	William & Mary
hW	81-63	Radford
nW4	92-57	American University
aW	73-54	George Washington



The 1979-80 Hokies proved to be Tech's first winning team.

hW	95-76	Appalachian State
aL	63-77	Tennessee
hW	73-62	West Virginia
aW	75-62	Morehead State
hL	62-74	Memphis State
aW	92-86	Cincinnati
aL	72-81	Louisville
hW	68-63	Florida State
hW	93-61	Louisville
hW	105-93	Cincinnati
aW	81-63	VCU
aL	74-89	South Carolina
aL	59-72	James Madison
aL	75-91	Southern Miss
aL	59-64	Tulane
hL	67-100	Old Dominion
hL	70-80	South Carolina
nW12	94-86	Southern Miss#
nL12	60-63	Louisville#
nW12	89-76	South Carolina#

## 1984-85

Coach: Carol Alfano

Record: 16-13; Metro: 4-6

aL16	79-94	Tennessee Tech
nL16	77-79	Ohio University
hW	74-51	East Tennessee State
nW8	74-73	North Carolina
aW	109-81	Univ. of Charleston
hW	75-59	UT-Chattanooga+
hL	60-75	Auburn+
hW	86-77	LSU+
aL	90-101	Clemson
aL	77-85	Florida State
hW	104-64	Tulane
hL	73-93	Southern Miss
aL	62-74	Virginia
aW	72-66	Mississippi State
aL	72-77	Memphis State
hW	73-62	James Madison
aL	79-90	Cincinnati
hW	79-74	Louisville
aL	76-86	Old Dominion
hW	59-58	South Carolina
hW	86-74	Cincinnati
hL	68-70	Louisville
aW	85-74	Marshall
aW	79-75	Appalachian State
aL	72-76	South Carolina
hW	90-57	VCU
hW	71-64	Radford
nW17	86-65	Florida State#
nL17	85-93	Memphis State#

## 1982-83

Coach: Carol Alfano

Record: 13-12; Metro: 2-3

aW	73-69	Marshall
hW	64-63	East Tennessee State
aL	63-79	N.C. State
aW	73-63	Radford
hW	78-54	Howard
aW	81-64	Charleston
aL	53-84	Old Dominion
nL11	60-64	St. John's
nL11	83-85	Temple (2-OT)
hL	47-55	Tennessee
aL	66-70	Virginia
aL	66-71	West Virginia
aW	92-79	Appalachian State
aL	60-78	Memphis State
hW	86-63	Cincinnati
hW	68-61	Louisville
hW	81-57	VCU
aW	66-60	UNC Charlotte
aL	58-81	Cincinnati
aL	54-63	Louisville
hW	57-47	James Madison
hW	61-60	Morehead State
aL	83-100	North Carolina
aW	78-74	Liberty Baptist
nL14	64-72	Memphis State#

## 1983-84

Coach: Carol Alfano

Record: 15-15; Metro: 4-6

hW	101-85	Univ. of Charleston
aL	60-67	East Tennessee State
aW	89-65	Howard
hW	76-64	Marshall
hW	84-61	Georgia Southern+
hL	87-89	Mississippi State+
hW	85-77	Northwestern+
nL15	52-73	North Carolina
nL15	63-74	N.C. State
nL8	70-88	Virginia

## 1986-87

Coach: Carol Alfano

Record: 15-14; Metro: 7-5

nL19	59-78	Mississippi
nL19	69-71	Connecticut
hW	76-52	Charleston (W.Va.)
hW	64-55	Radford



The 1988-89 Hokies went 16-13 overall, and 7-5 in the Metro Conference.

aL	43-73	Virginia
aW	80-64	George Mason
aL1	54-76	Old Dominion
nL1	64-70	Northwestern
nL20	56-80	Georgia
nW20	86-63	Massachusetts
hW	91-78	Florida State
hL	52-60	South Carolina
hW	56-50	William & Mary
aL	59-84	Memphis State
aW	77-50	Southern Miss
hW	63-61	James Madison
aW	85-55	Cincinnati
aL	66-71	Louisville
aL	65-70	Florida State
aW	69-65	South Carolina
hL	81-82	Memphis State
hW	76-65	Southern Miss
aL	53-81	Auburn
aW	117-84	Mercer
hW	77-68	Cincinnati (OT)
hW	78-73	Louisville
aL	74-85	VCU
hW	68-67	Florida State#
hL	55-59	South Carolina#

**1987-88**

Coach: Carol Alfano

Record: 12-16; Metro: 4-8

nW21	59-52	Morehead State
aW21	79-71	Appalachian State
hW	70-58	Richmond
hL	57-74	Virginia
aL	55-71	George Washington
aW	58-51	William & Mary
nL22	57-60	Mississippi
nW22	94-50	Colgate
hW	75-74	VCU
aL	75-78	Southern Miss
aW	73-61	Memphis State
hW	68-67	Louisville
hL	47-50	Cincinnati
hL	56-77	Old Dominion
aW	67-65	Charleston
aL	39-79	James Madison
aL	59-61	Florida State
aL	44-75	South Carolina
hL	55-69	UNC Charlotte
hL	68-79	Southern Miss
hL	84-89	Memphis State
aW	77-74	Radford
aL	62-74	Cincinnati
aW	62-59	Louisville
hW	97-81	Florida State
aL	79-80	Kentucky
hL	69-73	South Carolina
nL3	60-73	Southern Miss#

**1988-89**

Coach: Carol Alfano

Record: 16-13; Metro: 7-5

nW23	75-57	Bradley
aL23	74-76	Syracuse (OT)
aL	73-75	Virginia
hW	51-35	George Washington
hL	49-72	James Madison
aL	63-68	Old Dominion
aL	76-88	VCU (OT)
nL24	69-80	Houston
nW24	65-63	Connecticut
aL	54-79	Richmond
hW	52-49	Cincinnati

aW	75-62	Memphis State
aL	73-82	Southern Miss
hW	68-67	Florida State
hW	67-49	George Mason
aL	66-69	Florida State
aL	52-86	South Carolina
aW	73-62	Louisville
aL	50-66	Cincinnati
hW	74-55	Memphis State
hL	64-72	Southern Miss
hW	77-50	Charleston
hW	75-66	Kentucky
aW	78-57	UNC Charlotte
hW	63-59	South Carolina
hW	71-59	Radford
hW	65-57	Louisville
aW13	78-63	Memphis State#
nL13	62-70	Southern Miss#

**1989-90**

Coach: Carol Alfano

Record: 14-14; Metro: 8-6

hW	93-40	West Virginia State
aL	55-81	Tennessee
nL25	67-78	St. John's
nL25	55-62	Ohio University
aL	54-69	George Mason
hL	72-84	Old Dominion
nW2	74-65	Boston College
aL2	58-66	Richmond
hL	77-79	Virginia
hL	64-68	Florida State
hW	80-54	Liberty
aW	69-68	Memphis State
aL	63-85	Southern Miss
hW	82-59	Tulane
hW	64-52	Virginia Commonwealth
aW	56-42	Cincinnati
aW	65-54	Louisville
aL	52-69	Florida State
aL	47-72	South Carolina
hW	77-59	Memphis State
hL	53-62	Southern Miss
aW	53-50	James Madison (OT)
hL	59-67	South Carolina
hW	72-59	Cincinnati
hW	81-62	Louisville
aW	66-54	Radford
aW	70-53	Tulane
nL12	60-85	Louisville#

**1990-91**

Coach: Carol Alfano

Record: 12-15; Metro: 8-6

nL26	54-71	Lamar
nL26	66-70	Eastern Illinois
aL	44-93	Virginia
hL	54-64	Tennessee
aL	69-80	Old Dominion
hL	80-84	West Virginia
hW	92-61	Towson State@
hL	56-57	George Mason@
hW	75-60	William & Mary
aW	71-65	Memphis State
hL	64-78	Florida State
aL	67-79	Southern Miss
aW	64-54	Tulane
hW	69-67	South Carolina
hL	48-64	James Madison
aW	74-59	Cincinnati
aL	61-78	Louisville
hW	77-73	Memphis State

aW	77-56	Liberty
hW	75-64	Southern Miss
hW	67-41	Tulane
aL	51-66	South Carolina
aL	53-76	Florida State
hW	87-49	Radford
hW	55-52	Cincinnati
hL14	57-70	Louisville
nL14	71-91	Southern Miss#

**1991-92**

Coach: Carol Alfano

Record: 10-18; Metro: 3-9

aW	75-70	Air Force
nL27	63-78	Vanderbilt
nL27	66-68	Illinois
aW	93-86	East Tennessee State
hL	55-71	Old Dominion
aL	62-76	North Carolina
hW	78-60	Akron@
hW	84-65	UNC Greensboro@
aL	66-74	Virginia Commonwealth
aW	62-42	William & Mary
aL	81-92	Youngstown State
hL	53-75	UNC Charlotte
hW	74-59	South Florida
aL	71-75	Dayton
aL	44-93	Louisville
aL	56-59	Tulane
aL	55-86	Southern Miss
hL	57-59	Virginia Commonwealth
hW	71-55	Dayton
aL	72-75	Radford
aW	67-64	South Florida
aL	62-75	James Madison
hL	56-76	Louisville
hL	43-63	Tulane
hW	64-62	Southern Miss
aW	57-86	UNC Charlotte
nW14	67-61	UNC Charlotte#
nL14	63-76	Southern Miss#

**1992-93**

Coach: Carol Alfano

Record: 20-8; Metro: 8-4

hW	58-43	Wingate
nW28	86-72	East Carolina

aL	63-85	Duke
hL	59-93	Virginia
aW	76-63	Old Dominion
hW	91-59	East Tennessee St.
hW	92-41	Drexel@
hW	84-78	Marshall@
hW	89-59	Gardner-Webb
aL	54-63	UNC Greensboro
hW	70-67	Virginia Commonwealth
aW	74-48	Western Carolina
hW	80-57	Tulane
hW	85-70	Southern Miss
hW	81-68	Radford
aW	79-75	Louisville
aW	85-83	South Florida (OT)
aL	44-81	UNC Charlotte
hW	81-60	James Madison
aL	80-89	Southern Miss
aL	65-79	Tulane
hW	82-62	South Florida
hW	82-61	Louisville
aW	94-88	Morehead State
aL	69-71	Virginia Commonwealth
hW	76-70	UNC Charlotte
nW14	74-50	South Florida#
nL14	73-92	Louisville#

**1993-94**

Coach: Carol Alfano

Record: 24-6; Metro: 9-3

hW	102-43	Western Carolina
hW	75-60	Ohio University
aL	66-78	Virginia
nW29	76-61	Mississippi State
nW29	73-69	Colorado State
hW	90-68	Colgate@
hW	77-76	Appalachian State@
aW	77-71	East Tennessee St.
hW	86-52	Morehead State
hW	79-73	UT-Chattanooga
hW	72-59	South Florida
hW	76-52	Bradley
aL	64-75	Tulane
aL	62-93	Southern Miss
aL	51-88	Tennessee
aW	74-60	James Madison
hW	72-54	Louisville
aW	72-63	Radford
hW	65-53	UNC Charlotte
aW	57-53	Louisville
hW	64-54	Virginia Commonwealth
aL	64-77	South Florida
aW	65-49	Virginia Commonwealth
hW	71-65	Tulane
hW	60-59	Southern Miss
aW	60-37	UNC Charlotte
nW30	61-46	Virginia Commonwealth#
nW30	63-55	UNC Charlotte#
nW30	83-76	Southern Miss#
hL	51-60	Auburn\$

**1994-95**

Coach: Carol Alfano

Overall: 22-9; Metro: 10-2

aW	68-53	Maryland%
aL	45-61	Southwest Missouri St.%
aL	66-67	Ohio University (OT)
hW	72-42	Radford
aW	64-45	UT-Chattanooga
hW	75-45	Winthrop
nW31	63-61	Michigan State
nW31	83-77	Oklahoma State (OT)
nL31	47-68	Texas Tech
hW	73-61	Furman@
hL	52-57	North Carolina@

aW	72-53	William & Mary
aW	56-54	Louisville
aW	54-51	Virginia Commonwealth
hW	69-62	Virginia
hW	72-52	South Florida
hW	68-55	UNC Charlotte
hW	68-54	James Madison
aL	62-72	Tulane
aL	66-75	Southern Miss
aW	63-54	UNC Charlotte
hW	64-63	Southern Miss
hW	77-65	Tulane
hW	81-63	Virginia Commonwealth
aW	85-69	South Florida
hL	33-66	Tennessee
hW	68-60	Louisville
aW	82-66	West Virginia
nL14	66-67	Southern Miss#
nW32	62-52	St. Joseph's (PA)\$
aL	45-91	Connecticut\$

**1995-96**

Coach: Carol Alfano

Overall: 11-17; Atlantic 10: 8-8

aL	77-83	Stetson
aL	64-81	Radford
aL	38-80	Virginia
hL	54-57	Virginia Commonwealth
nL33	50-80	Northern Arizona
nL33	48-65	Florida
hW	84-66	Hampton@
hW	70-59	Campbell@
aW	75-59	Fordham
aL	58-75	James Madison
aL	58-79	George Washington
aL	47-65	Massachusetts
aL	68-73	Duquesne
hW	70-65	La Salle
hW	87-82	Xavier (OT)
aL	53-77	La Salle
aL	50-57	St. Joseph's
hW	65-56	Duquesne
hL	63-68	Rhode Island
hW	86-49	Temple
aW	66-59	Dayton
aL	70-83	Xavier
hL	55-64	Richmond
hW	75-68	St. Bonaventure
hW	79-59	Dayton
hL	60-64	George Washington (OT)
hW	90-78	Fordham (OT)†
hL	42-64	Massachusetts†

**1996-97**

Coach: Carol Alfano

Overall: 10-21; Atlantic 10: 4-12

hW	89-86	UNC Greensboro
nL34	63-79	Michigan
nL34	63-72	Pittsburgh
nW34	69-66	Houston
hL	54-56	James Madison
hL	83-84	Radford
aL	76-82	Richmond
hW	73-50	Cornell@
hW	58-55	Loyola(Md.)@
hW	50-49	Iona
aL	57-83	George Washington
aL	58-67	Appalachian State
aL	61-79	Temple
hL	44-75	St. Joseph's
aL	62-73	Xavier (OT)
aW	103-98	Dayton (2OT)
hL	44-82	George Washington
aL	40-69	La Salle

Continued on next page



The 1993-94 team won the Metro Tournament in Biloxi, Mississippi.

# Year-By-Year

Continued from previous page

aL	67-84	Duquesne
hL	52-54	Massachusetts
aL	58-69	Rhode Island
hW	63-61	Fordham
hL	41-90	Virginia
aL	63-75	St. Bonaventure
hW	84-65	Dayton
hL	65-68	Xavier
aL	60-65	Virginia Commonwealth
hW	70-62	Duquesne
hL	54-67	La Salle
aW	83-78	St. Bonaventure†
aL	66-81	La Salle†

## 1997-98

Coach: Bonnie Henrickson

Overall: 22-10; Atlantic 10: 11-5

hW	68-39	East Carolina
aL	49-64	Virginia
aW35	68-59	St. Mary's
nL35	46-55	Villanova
hW	65-49	Appalachian St.
aW	88-74	UNC Greensboro
aW	84-67	Radford
aL	70-77	James Madison
hW@	89-36	UMBC
hL@	64-69	Siena
hW	84-60	Rhode Island
hL	56-58	Massachusetts
aL	74-83	Xavier
aW	76-64	Dayton
hW	65-57	La Salle
aW	64-57	George Washington
hW	84-73	St. Bonaventure
aL	86-99	Duquesne
hW	67-55	George Washington
aW	67-55	La Salle
hW	68-66	Dayton
hL	68-69	Xavier
aL	43-58	St. Joseph's
aW	69-51	Temple
hW	79-78	Duquesne
aW	59-44	Fordham
hW	79-40	Fordham†
aW	67-62	St. Joseph's†
nW36	73-72	George Washington†
aW	66-64	Massachusetts (OT)†
nW37	75-64	Wisconsin\$
aL37	89-57	Florida\$

## 1998-99

Coach: Bonnie Henrickson

Overall: 28-3; Atlantic 10: 15-1

aW	69-55	Liberty
aW	72-70	#6 Duke
hW	86-52	Radford
hW	72-54	James Madison
hW	81-65	#17 Virginia
aW	69-60	Appalachian State
aW	77-45	East Carolina
hW	67-60	Duquesne
aW	66-57	George Mason
hW	80-59	Akron@
hW	73-52	Mississippi State@
hW	78-61	Fordham
hW	76-59	Dayton
hW	80-69	Duquesne
aW	74-65	George Washington
aW	87-64	St. Bonaventure
hW	65-56	St. Joseph's
hW	89-69	Temple
aL	67-71	Xavier
aW	68-60	Dayton
hW	61-60	Xavier
hW	62-35	La Salle
aW	67-51	Massachusetts
aW	64-62	Rhode Island
aW	70-57	La Salle
hW	66-64	George Washington
nW38	73-72	Dayton (3OT)†
nL38	79-86	Xavier†
hW	73-48	Saint Peter's\$
hW	76-61	Auburn\$
nL39	52-68	#2 Tennessee\$

## 1999-00

Coach: Bonnie Henrickson

Overall: 20-11; Atlantic 10: 11-5

hW	60-45	Liberty%
hL	65-60	#3 Georgia%
nW40	63-55	Southern Utah!
aL	53-73	#16 Oregon!
hW	75-55	Appalachian State
aW	66-50	James Madison
hW	78-42	Duquesne
hL	61-70	#20 Duke
aL	62-67	#25 Virginia
hW	93-61	Hampton@
hW	72-61	UNC Charlotte@
aW	66-42	Radford
hW	81-38	Rhode Island
hL	64-76	George Washington

aW	76-57	La Salle
aW	59-54	Temple
aW	62-53	St. Joseph's
hL	65-69	Dayton
hL	60-64	Xavier
aL	58-73	George Washington
aW	75-52	Fordham
aL	46-68	Xavier
hW	66-45	Massachusetts
hW	73-56	St. Bonaventure
aW	68-56	Duquesne
hW	64-57	La Salle
aW	68-63	Dayton
nW38	68-37	Rhode Island†
nL	54-58	Massachusetts†
hW	80-56	Georgia State&
hL	61-68	Maryland& (OT)

## 2000-01

Coach: Bonnie Henrickson

Overall: 22-9; BIG EAST: 11-5

hW	72-51	Liberty
hW	78-60	James Madison
nW3	50-36	Michigan State?
aL	57-77	Florida State?
hW	57-56	#17 Virginia
aW	77-74	Richmond
aL	53-61	#7 Rutgers
hW	71-45	Radford
aL	59-80	Clemson
aW	69-57	Old Dominion
hW	85-47	UNC Asheville@
hW	79-68	Maine@
hL	64-75	#3 Notre Dame
hW	64-51	Miami
aL	55-75	#3 Notre Dame
aW	64-52	Boston College
hW	79-50	Georgetown
hW	65-59	#24 Villanova
aW	48-46	Syracuse
aW	65-54	Providence
hL	38-90	#3 Connecticut
hW	86-50	Pittsburgh
aW	92-53	West Virginia
hL	59-65	Boston Col. (OT)
hL	71-64	Providence
aW	52-46	Seton Hall
aW	62-54	St. John's
nW32	73-67	#23 Villanova~
nL32	49-67	#1 Notre Dame~
nW41	77-57	Denver\$
aL	52-73	#12 Texas Tech\$

# LADY LUCK RESULTS



The Hokies with the 2000 Lady Luck Classic trophy following their win over Maine last year.

## 2000

Maine 79, Marshall 58  
Virginia Tech 85, UNC Asheville 47  
Marshall 85, UNC Asheville 73  
Virginia Tech 79, Maine 68

Consolation:

Championship:

## 1999

UNC Charlotte 72, Bowling Green 62  
Virginia Tech 93, Hampton 61  
Hampton 78, Bowling Green 70  
Virginia Tech 72, UNC Charlotte 61

Consolation:

Championship:

## 1998

Mississippi State 83, Campbell 56  
Virginia Tech 80, Akron 59  
Akron 70, Campbell 60  
Virginia Tech 73, Mississippi State 52

Consolation:

Championship:

## 1997

Siena 92, Furman 85  
Virginia Tech 89, UMBC 36  
Furman 77, UMBC 53  
Siena 69, Virginia Tech 64

Consolation:

Championship:

## 1996

Loyola (Md.) 86, South Carolina 65  
Virginia Tech 73, Cornell 50  
South Carolina 60, Cornell 56  
Virginia Tech 58, Loyola (Md.) 55

Consolation:

Championship:

## 1995

Campbell 69, Lafayette 47  
Virginia Tech 84, Hampton 66  
Hampton 80, Lafayette 71  
Virginia Tech 70, Campbell 59

Consolation:

Championship:

## 1994

North Carolina 80, Rhode Island 68  
Virginia Tech 73, Furman 61  
Rhode Island 82, Furman 75  
North Carolina 57, Virginia Tech 52

Consolation:

Championship:

## 1993

Appalachian St. 80, William & Mary 63  
Virginia Tech90, Colgate 68  
William & Mary 76, Colgate 58  
Virginia Tech 77, Appalachian St. 76

Consolation:

Championship:

## 1992

Marshall 68, Campbell 58  
Virginia Tech 92, Drexel 41  
Campbell 71, Drexel 52  
Virginia Tech 84, Marshall 78

Consolation:

Championship:

## 1991

UNC Greensboro 76, Austin Peay 70  
Virginia Tech 78, Akron 60  
Austin Peay 75, Akron 53  
Virginia Tech 84, UNC Greensboro 65

Consolation:

Championship:

## 1990

George Mason 75, Morehead State 68  
Virginia Tech 92, Towson State 61  
Morehead State 84, Towson State 70  
George Mason 57, Virginia Tech 56

Consolation:

Championship:

## NOTES

+ Marriott-Converse Christmas Classic  
% Preseason WNIT  
# Metro Conference Tournament  
@ Lady Luck Classic  
! Pepsi Shootout  
?Tallahassee Democrat Classic  
\$ NCAA Tournament  
\* Game was forfeited to Tech  
† Atlantic 10 Conference Tournament  
&WNIT  
~BIG EAST Conference Tournament

## NEUTRAL SITES

- |                        |                        |                           |
|------------------------|------------------------|---------------------------|
| 1. Norfolk, Va.        | 14. Louisville, Ky.    | 28. Durham, N.C.          |
| 2. Richmond, Va.       | 15. Fayetteville, N.C. | 29. Malibu, Calif.        |
| 3. Tallahassee, Fla.   | 16. Cookeville, Tenn.  | 30. Biloxi, Miss.         |
| 4. Washington, D.C.    | 17. Hattiesburg, Miss. | 31. San Juan, Puerto Rico |
| 5. Charleston, W.Va.   | 18. Columbia, S.C.     | 32. Storrs, Conn.         |
| 6. Johnson City, Tenn. | 19. Orlando, Fla.      | 33. Flagstaff, Ariz.      |
| 7. Harriman, Tenn.     | 20. Villanova, Pa.     | 34. Honolulu, Hawaii      |
| 8. Roanoke, Va.        | 21. Boone, N.C.        | 35. Moraga, Calif.        |
| 9. New Orleans, La.    | 22. Jersey City, N.J.  | 36. Amherst, Mass.        |
| 10. Harrisonburg, Va.  | 23. Syracuse, N.Y.     | 37. Gainesville, Fla.     |
| 11. Flushing, N.Y.     | 24. Stanford, Calif.   | 38. Philadelphia, Pa.     |
| 12. Cincinnati, Ohio   | 25. Evanston, Ill.     | 39. Greensboro, N.C.      |
| 13. Memphis, Tenn.     | 26. Miami, Fla.        | 40. Eugene, Ore.          |
|                        | 27. Boulder, Colo.     |                           |



Tech's 1998-99 team advanced to the "Sweet 16" of the NCAA Tournament.



# Lady Luck Classic

Once again this season, Virginia Tech will host a holiday tournament. The Lady Luck Classic will be held Dec. 28-29 in Cassell Coliseum featuring Elon, Gardner-Webb, Hampton and the Hokies. This will mark the 12th consecutive year for the tournament which began in 1990 as the Diamond Club Classic and was changed to its current name when the Virginia Lottery became the title sponsor.

## ALL-TOURNAMENT TEAMS

- 2000** Nicole Jones, MVP, (Virginia Tech), Tere Williams (Virginia Tech), Jessica Guarneri (UNC Asheville), Yaschico Stevens (Marshall), Kizzy Lopez (Maine)
- 1999** Tere Williams, MVP, (Virginia Tech), Nicole Jones (Virginia Tech), Jameka Jones (UNC Charlotte), LaShondra Dixon (Hampton), Francine Miller (Bowling Green)
- 1998** Amy Wetzal, MVP, (Virginia Tech), Tere Williams (Virginia Tech), Lisa Witherspoon (Virginia Tech) Jannifer Fambrough (Mississippi State), Abby Hoy (Akron)
- 1997** Melanie Halker, MVP, (Siena), Erin Boland (Siena), Michelle Houseright (Virginia Tech), Kelly Drinka (Virginia Tech), Heidi White (Furman)
- 1996** Kim Seaver, MVP (Virginia Tech), Reneé Maitland (Virginia Tech), Lynn Albert (Loyola) Jina Mosley (Loyola), Nikki Miars (South Carolina)
- 1995** Sherry Banks, MVP, (Virginia Tech), Michelle Hollister (Virginia Tech), Beth Stockwell (Campbell), Felecia Autry (Campbell), Dana Gould (Lafayette), Lajayah Miles (Hampton)
- 1994** Jenny Root, MVP (Virginia Tech), Marion Jones (North Carolina), Christi Osborne (Virginia Tech), Tracy Reid (North Carolina), Charlotte Smith (North Carolina), Dayna Smith (Rhode Island)
- 1993** Christi Osborne, MVP (Virginia Tech), Ashleigh Akens (William & Mary), Angela Crosby (Appalachian State), Jenny Root (Virginia Tech), Jen Smith (Colgate)
- 1992** Lisa Leftwich, MVP (Virginia Tech), Lisa Allison (Campbell), Tracy Krueger (Marshall), Christi Osborne (Virginia Tech), Jenette Reed (Marshall)
- 1991** Phyllis Tonkin, MVP (Virginia Tech), Kymm Elliott, (UNC Greensboro), Jennifer Fritts (Austin Peay), Lisa Griffith (Virginia Tech), Betsy Jeffries (Austin Peay)
- 1990** Antoinette Battle, MVP (George Mason), Sondi Eden (Morehead State), Lisa Griffith (Virginia Tech), Monique Hilton (George Mason), Sue Logsdon (Virginia Tech)

## LADY LUCK CLASSIC RECORDS

### Individual (One Game)

Most Points	28, LaShondra Dixon (Hampton) vs. Bowling Green, 1999 Jessica Guarneri (UNC Asheville) vs. Marshall, 2000
Most Field Goals	11, Melanie Halker (Siena) vs. Virginia Tech, 1997
Most Field Goal Att.	23, Dana Gould (Lafayette) vs. Hampton, 1995
Most 3-Point Field Goals	5, LaShondra Dixon (Hampton) vs. Bowling Green, 1999
Most 3-Point Field Goal Att.	11, Haley Cook (Furman) vs. UMBC, 1997 LaShondra Dixon (Hampton) vs. Bowling Green, 1999
Most Free Throws	15, Lisa Allison (Campbell) vs. Drexel, 1992 Angela Crosby (Appalachian St.) vs. William & Mary, 1993
Most Free Throw Att.	19, Angela Crosby (Appalachian St.) vs. William & Mary, 1993
Most Rebounds	23, Jenette Reed (Marshall) vs. Campbell, 1992
Most Assists	11, Corey Hewitt (Loyola, Md.) vs. South Carolina, 1996 Jaymee Wappes (Bowling Green) vs. Hampton, 1999
Most Steals	7, Earlisha Dill (George Mason) vs. Morehead St., 1990 Tracy Krueger (Marshall) vs. Campbell, 1992
Most Blocks	4, Lisa Griffith (Virginia Tech) vs. Marshall, 1992 Cheryl Bowles (Akron) vs. Virginia Tech, 1998 Adrienne Jordan (UNC Charlotte) vs. Bowling Green, 1999 Adrienne Jorday (UNC Charlotte) vs. Virginia Tech, 1999

### Individual (Two Games)

Most Points	53, Angela Crosby (Appalachian St.), 1993
Most Field Goals	21, Melanie Halker (Siena), 1997
Most Field Goal Att.	38, Melanie Halker (Siena), 1997
Most Three-Point Field Goals	7, Yolanda Settles (William & Mary), 1993 Heidi White (Furman), 1997 LaShondra Dixon (Hampton), 1999
Most Three-Point Field Goal Att.	19, Bridgit Phillips (Hampton), 1999
Most Free Throws	21, Angela Crosby (Appalachian St.), 1993
Most Free Throw Att.	30, Angela Crosby (Appalachian St.), 1993
Most Rebounds	31, Nicole Jones (Virginia Tech), 1999
Most Assists	17, Corey Hewitt (Loyola, Md.), 1996 Jaymee Wappes (Bowling Green), 1999
Most Steals	10, Tracy Krueger (Marshall), 1992
Most Blocks	8, Adrienne Jordan (UNC Charlotte), 1999

### Team (One Game)

Most Points	93, Virginia Tech (vs. Hampton), 1999
Most Field Goals	37, Virginia Tech (vs. Drexel), 1992
Most Field Goal Att.	81, Marshall (vs. UNC Asheville), 2000
Most Three-Point Field Goals	11, Bowling Green (vs. Hampton), 1999
Most Three-Point Field Goal Att.	35, Bowling Green (vs. Hampton), 1999
Most Free Throws	36, Virginia Tech (vs. UNC Charlotte), 1999
Most Free Throw Att.	45, Virginia Tech (vs. Hampton), 1999
Most Rebounds	57, Virginia Tech (vs. Drexel), 1992
Most Assists	23, Siena (vs. Furman), 1997
Most Steals	18, Virginia Tech (vs. Colgate), 1993
Most Blocks	8, Virginia Tech (vs. Marshall), 1992 North Carolina (vs. Rhode Island), 1994

### Team (Two Games)

Most Points	192, Virginia Tech, 1992
Most Field Goals	64, Virginia Tech, 1992
Most Field Goal Att.	155, Marshall, 2000
Most Three-Point Field Goals	16, Bowling Green, 1999
Most Three-Point Field Goal Att.	60, Bowling Green, 1999
Most Free Throws	67, Virginia Tech, 1999
Most Free Throw Att.	87, Virginia Tech, 1999
Most Rebounds	110, Campbell, 1995
Most Assists	40, Virginia Tech, 1991
Most Steals	28, Virginia Tech, 1993
Most Blocks	13, Virginia Tech, 1992

# All-Time Letterwinners

**Women's varsity basketball began at Virginia Tech in the 1976-77 season.**

Name	Years Played
Kim Albany	1978-82
Maria Albertsson	1998-99
Jackie Ansley	1981-84
Michelle Bain	1984-88
Sherry Banks	1994-97
Mary Beth Bergmann	1987-91
Sandy Berry	1978-81
Thea Bertola	1976-77
Kelly Bradley	1977-79
Noreen Brennan	1981-85
Taiqua Brittingham	1981-85
Latisia Brown	1988-92
Stacy Brown	1993-96
Peg Bunger	1976-79
Kristin Burke	1996-97
Kelley Burrier	1992-93
Amy Byrne	1986-90
Stephanie Carter	1991-95
Maureen Corrigan	1980-82
Sonya Dalton	1979-80
Renee Dennis	1983-87

Angela Donnell	1991-95
Maureen Donovan	1983-87
Kelly Drinka	1996-99
Tammie Edwards	1979-83
Judy Fowler	1991-93
Jeni Garber	1988-91
Karen Garbis	1976-79
Terri Garland	1992-95
Mary Gilligan	1979-80
Angie Gray	1992-95
Stephanie Green	1985-89
Lisa Griffith	1989-93
Lisa Guarneri	2000-
Cathy Hall	1976-78
Lisa Haney	1984-88
Kathy Hanover	1979-83
Sarah Hicks	1998-
Sarah Hillyer	1989-90
Michelle Hollister (Houseright)	1995-96, 98-99
Meg Hunter	1997-98
Donna Hylton	1976-79
Shavena Jamierison	1987-91
Nicole Jones	1999-
Cyndi Justice	1987-91

Denise Kayajian	1986-88
Angie Kelly	1982-86
Gail Kelly	1976-78
Ieva Kublina	2000-
Pauline Landes	1978-81
Cynthia Lee	1992-95
Robin Lee	1981-85
Lisa Leftwich	1991-95
Missy Lemons	1997-00
Emily Lipton	1999-
Sue Logsdon	1990-94
Reneé Maitland	1995-98
Candy Michel	1988-90
Tracy Miller	1980-85
Barb Morris	1976-78
Suzanne Mott	1984-88
Sandra Nichols	1981-83
Lynette Nolley	1995-98
Katie O'Connor	1996-99
Christi Osborne	1991-95
Jamie Osborne	1985-88
Mollie Owings	1999-
Susan Pellicoro	1980-84
Fran Pfister	1981-83
Lisa Price	1977-80

Jenny Root	1991-95
Caroline Sadler	1979-81
Missy Sallade	1986-90
Wendy Sanders	1986-88
Chrystal Starling	1999-
Erica Scott	1989-91
Joely Scott	1989-92
Kim Seaver	1997-00
Davina Simmons	2000-
Benita Smith	1985-89
Dayna Sonovick	1987-92
Sis Spriggs	1978-81
Debbie Stovall	1977-78
Christina Strother	1999-
Debbie Thomas	1976-77
Phyllis Tonkin	1988-92
Joyce Waddy	1983-87
Linda Walther	1976-78
Susan Walvius	1982-86
Dana Walvius	1986-90
Amy Wetzel	1998-01
Julie Williams	1979-81
Katrina Williams	1999-00
Tere Williams	1998-01
Lisa Witherspoon	1996-99

## VIRGINIA TECH SPORTS HALL OF FAME



*Renee Dennis (1983-87) and Amy Byrne (1986-90) are the first women's basketball players to be enshrined in the Virginia Tech Sports Hall of Fame. Dennis, pictured giving a speech at the Hall of Fame ceremony, was inducted in 1997. Byrne, pictured being honored in front of more than 53,000 fans at a football game in Lane Stadium, became a member in 2001.*



# Virginia Tech Alumni

Virginia Tech is a public institution with a world-renowned reputation in high-technology fields, such as engineering, architecture, and the sciences. The university teaches more than 25,000 students, including 1,500

international students representing 110 countries. Virginia Tech offers over 70 undergraduate and nearly 150 master's and doctoral degree programs taught by nationally and internationally recognized scholars.

Many Virginia Tech women's basketball players have gone on to have successful careers with both large and small companies. The following are just a few examples of the success obtained by Virginia Tech

women's basketball alumni. These former players demonstrate on a daily basis the results of Virginia Tech's commitment to excellence for all student-athletes.

Former Player	Class	Occupation
Jackie Ansley	1985	Sports Performance Specialist
Cathy Hall Arocho	1979	CPA-Director of Accounting
Thea Bertola	1977	Guidance Counselor, Monticello, Va. High School
Michelle Bain Brink	1988	Account Executive, Nike
Kelly Drinka	1999	Veterinary Technician
Angela Donnell	1995	Mental Health Social Worker
Kathy Duncan	1980	Band Director, Auburn High and Middle Schools
Angie Gray Edwards	1995	Associate Brand Manager, Marketing
Terri Garland	1996	Police Officer
Lisa Griffith	1993	Elementary School Physical Education Instructor
Kathy Hanover	1983	Physical Education Instructor
Michelle Hollister Houseright	1999	Special Education Teacher
Pam Johnson	1985	Facilities and Environmental Engineer
Cyndi Justice	1991	Assistant basketball & volleyball coach, Bridgewater College
Elizabeth McCullough Kloc	1993	Teacher
Robin Lee	1985	Clinical Director for Residential Mental Health Facility
Lisa Leftwich	1995	Property Manager
Missy Lemons	2000	Graduate student in School of Physical Therapy at Ohio University
Jamie Osborne Little	1988	Homemaker
Katie O'Connor Patton	1999	Assistant Basketball Coach, Virginia Tech
Joely Scott	1992	Freelance Illustrator
Taiqua Brittingham Steward	1985	Financial Analyst
Kim Albany Sutlive	1982	Physical Therapist
Lynette Nolley Vest	1998	Manager of Family Business
Christi Osborne Vest	1995	Former Elementary Teacher
Joyce Wackly	1987	Senior Corrections Officer
Tisa Brown Wood	1992	Accountant




*Michelle Bain Brink*



*Taiqua Brittingham Steward*



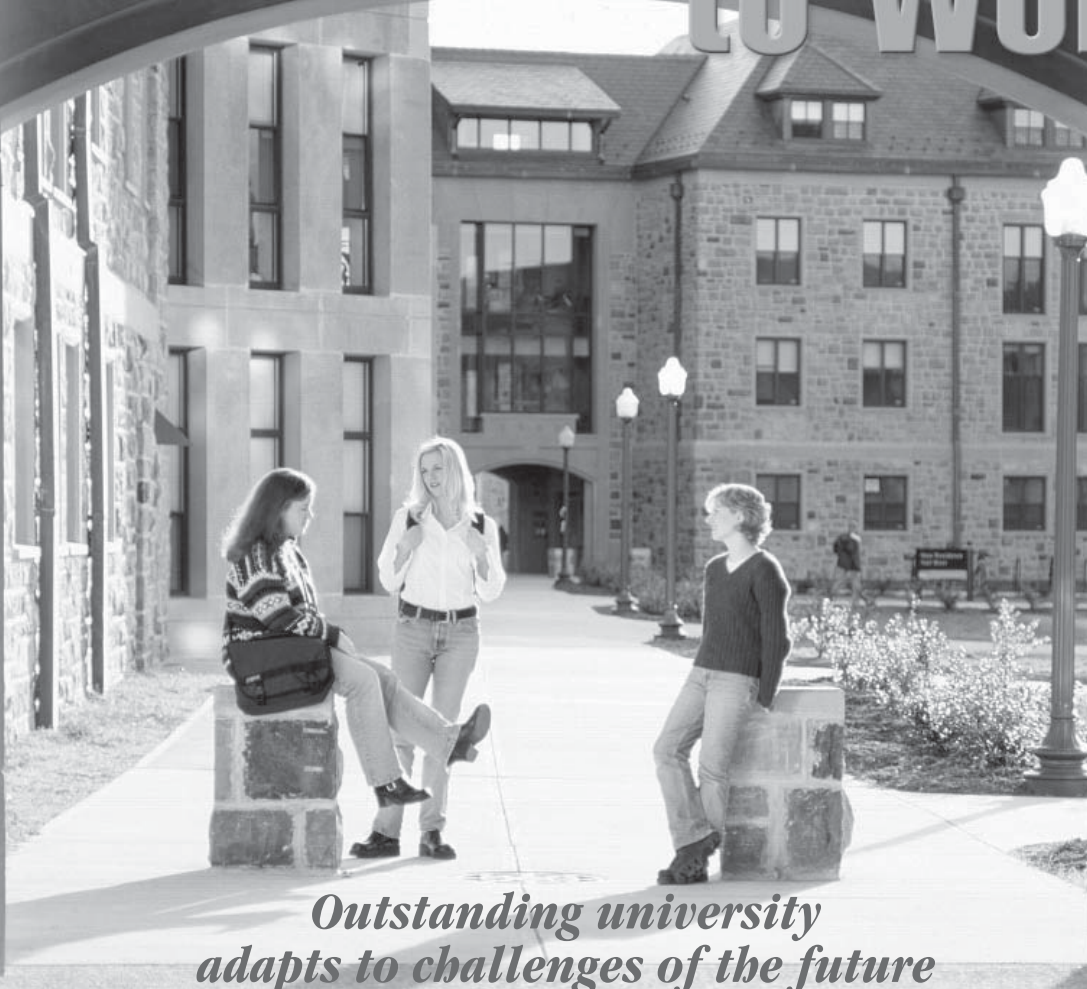
# The UNIVERSITY



*“Our vision is simple – we will continue to do things that matter and that have a profound impact on our changing world.”*

*– from “A Vision for Virginia Tech”*

# Virginia Tech Putting Knowledge to Work



## *Outstanding university adapts to challenges of the future*

Since its founding in 1872, Virginia Polytechnic Institute and State University, commonly known as Virginia Tech, has grown to become the state's largest university and its top research institution. It has evolved into a comprehensive university of national and international prominence.

Recognizing that higher education is a key force behind the quality of American life, its economic competitiveness, and our democratic form of government, President Charles W. Steger has now challenged the university to become one of the nation's top 30 research schools by the end of the decade.

Even before Steger's challenge, Tech was making sure it wasn't standing still. Among recent innovations, Tech teamed with the University of Virginia and Carilion Health System to form the Carilion Biomedical Institute to improve health care worldwide and to increase economic development opportunities in Southwest Virginia. The Virginia Bioinformatics Institute is leading the way in helping scientists merge computers and biotechnology to sort through complicated genetic material to speed research. And Torgersen Hall brings together campus organizations

devoted to developing and applying instructional, communication, and information technologies.

Virginia Tech was established as an all-male military school dedicated to the original land-grant mission of teaching agriculture and engineering. Today it is a co-educational, top-50 research institution with recognized programs in music, business, architecture, and the into eight colleges: Agriculture and Life Sciences, Architecture and Urban Studies, Arts and Sciences, Pamplin College of Business, Engineering, Human Resources and Education, Natural Resources, and

Virginia-Maryland Regional College of Veterinary Medicine. Together, they offer about 170 bachelor's, master's, and doctoral degree programs.

The university's 2,600-acre main campus has more than 100 campus buildings, hundreds of research laboratories, the Donaldson Brown Hotel and Conference Center, and an airport. Next to campus is the 120-acre Corporate Research Center, home to more than 100 companies. Within five miles of campus is a 1,700-acre research farm.

Many of Virginia Tech's traditions and strengths are

rooted in the university's motto, *Ut Prosim*: "That I May Serve," and its land-grant missions of instruction, research, and solving the problems of society through public service and outreach activities. Through the generation of new knowledge and the outreach mandate, Virginia disseminates practical knowledge through the classroom and to society as a whole. It is a university that puts knowledge to work.

## Instruction

Eight colleges offer more degree programs than any other university in the state, with 60 undergraduate and about 110 graduate programs. In addition, Virginia Tech is one of the nation's leaders in integrating instructional technology into the curriculum through its nationally recognized Faculty Development Institute. The university's effort to restructure the teaching of core mathematics courses has been hailed as an innovative way to break the credit-for-contact model of classroom instruction.

## VIRGINIA TECH AT A GLANCE

- Eight colleges and graduate school
- 70+ bachelor's degree programs
- Nearly 150 master's and doctoral degree programs
- 25,000+ students, making it the largest in the commonwealth
- 16:1 student-faculty ratio
- Main campus includes 100 buildings, 2,600 acres and airport
- Computing and communications complex for worldwide information access
- Among the Top 50 research institutions in United States
- Has adjacent corporate research center

## Research

With annual research expenditures of about \$192.7 million, Virginia Tech consistently ranks among the top 50 research universities in the United States. With more than 100 research centers, the university also consistently ranks among the top institutions in industry-supported research and in the top 10 in the number of patents issued each year.

The university's faculty and students are involved in more than 3,700 research projects in fields ranging from biotechnology to materials, from the environment and energy to food and health, and from transportation to computing information.

## Public Service

As part of its public service mission, Virginia Tech is involved in a multitude of outreach projects. For example, it spawns economic development, helps global marketing efforts, investigates better uses for strip-mined land, helps clean the Chesapeake Bay and other state waterways, and directs reforestation in Senegal. University scientists developed the vaccine that is the standard for preventing brucellosis in cattle around the world.

Outreach efforts also focus on education and distance learning techniques — satellite videoconferencing, multimedia, interactive video, interactive computer conferencing, web-based courses, etc. — to meet

the various needs of working adults and other nontraditional students. Professionals, organizations, and communities also tap Virginia Tech's vast resources, expertise, and research results through the Division of Continuing Education, which offers hundreds of programs annually.

The Cooperative Extension Service, operated jointly in the commonwealth by Virginia Tech and Virginia State University, has been helping people improve their economic, cultural, and social well-being for more than 85 years. With 107 city/county offices and more than 44,000 volunteers and 160 programs, Extension has more than 4.6 million participants annually.

## VIRGINIA TECH ON THE LEADING EDGE

Attracting talented faculty members and students, creating partnerships and alliances, and leading the world in communications, information and instructional technology, has enabled Virginia Tech to put knowledge to work in a variety of ways. Here are a few examples:

### The Wireless Internet

In early 1998, Virginia Tech became the first university in the nation to participate in a Federal Communications Commission spectrum auction and was awarded four LMDS licenses covering 16,507 square miles of Virginia, and portions of North Carolina and Tennessee.

Known as the Local Multipoint Distribution Service, LMDS offers the promise of broad-bandwidth Internet access through the wireless spectrum. Working with other licensee holders and LMDS service providers, Virginia Tech has established a consortium to research the equipment and technology necessary to fully exploit LMDS applications in both rural and urban communities. Virginia Tech intends to develop this technology for the benefit of rural and mountainous regions of the country.

### Net.Work.Virginia

In 1996, Virginia Tech, Bell Atlantic, and Sprint announced the deployment of what was the most sophisticated high-speed computing network in the United States. Net.Work.Virginia is the architectural prototype for the Internet II initiative. More than 200 state or local government agencies have signed up on the network.

### Fiber and Electro-Optics Research Center

The FEORC is home to the nation's largest educational fiber-optics group. The center is supported by more than 30 research sponsors and has received significant grants, including a \$9.6-million grant in 1998 from the Naval Research Laboratory. Projects involve fiber devices, materials, and sensors, with an emphasis on high-speed data transmission.

### Transgenic animals

Virginia Tech was one of the first universities in the world to develop a transgenic animal and the first to create a transgenic pig. This effort made Tech one of the first to produce a human pharmaceutical protein in the milk of pigs. Virginia Tech biotechnology leadership has made it a mecca for the world's foremost biotechnology companies.

### Transportation

Virginia Tech and the Commonwealth of Virginia are building the nation's first "Smart Road" from the ground up. The 6-mile highway is a test bed for new transportation technology and, in time, will be a special corridor route for public transportation in Southwest Virginia. In addition to implanted sensing devices in the highway, the road will be able to generate snow, sleet, rain and fog on demand.

The Virginia Tech Transportation Institute, the largest research center at Virginia Tech, is manager of the "Smart Road."

# Campus Landmarks

## Burruss Hall

The cornerstone for Virginia Tech's main administration building (named for Julian Ashby Burruss, who was the university's eighth president, from 1919-45) was laid at the 1935 commencement. The building, which includes a 3,000-seat auditorium, has been expanded twice over the years.

## Drillfield

Throughout its history, the Drillfield has been used for a variety of purposes, including horticulture gardens and playing fields. It was known by various names until 1926, when it officially became the Drillfield. Strouble's Creek, which once ran open through the southern portion of the field, was covered in 1934.

## Duck Pond

The Duck Pond provides a peaceful respite for students and visitors — as well as for dozens of ducks and geese. The pond was created in 1937. A smaller pond, just north of the Duck Pond, is known as the Ice Pond — so called because it was the source of ice for cadets until a refrigeration plant opened in 1898-99.

## The Grove

This stately house was built in 1902 to serve as the residence for Virginia Tech presidents and their families. Today, besides fulfilling its original function, it also serves to house visiting dignitaries and as a reception facility.



*The Grove*



*The Duck Pond*



*Squires Student Center*

## Memorial Chapel

This 350-seat chapel was completed in 1960. The upper level contains eight pylons sculpted from Indian limestone. They represent Brotherhood, Honor, Leadership, Sacrifice, Service, Loyalty, Duty and Ut Prosim, which is the university's motto: "That I May Serve."

## Smithfield Plantation House

Col. William B. Preston established the Smithfield estate — named for his wife, Susanna Smith — in 1772 after an earlier settlement known as Draper's Meadow was wiped out in an Indian massacre. The oldest part of the existing house was built in 1790. Smithfield is a state historic landmark and is open for tours April through November. Call (540) 951-2060 for more details.

## Squires Student Center

Squires is the focus of campus student activity as well as the hub of much of the performing and visual arts at the university. It contains theaters, the Perspective Art Gallery, the Black Cultural Center, pool tables, bowling lanes, restaurants, and the administrative offices for most of the student organizations. The original Squires was built in 1937 and it has undergone major renovations since, but the facade of the original building is visible in the second-floor lobby area.

## FUN FACTS

- Just how big is Virginia Tech? There are 334 buildings consisting of 8,041,248 square feet under 100 acres of roof.
- The next time you think you have a large lawn to mow, compare it to Virginia Tech's 2,000 acres of maintained grounds, and your job will seem smaller.
- Ten miles of electric cable keep the lights on and computers humming.
- With 8,681 students housed in 36 residence halls, Tech has the 14th-largest housing program in the country.
- Creating a true global village, voice, video and high-speed Ethernet service is delivered to each room.
- Tech has the 11th largest dining program in the country, serving 17,000 students, faculty and staff 3.6 million meals per year.
- It takes \$34 million and 1,540 employees to house and feed Virginia Tech students. Compared to other area universities and colleges, housing and dining are competitively priced and rank among the lowest in the state.





# Charles STEGER

UNIVERSITY PRESIDENT

*Raising the bar for Virginia Tech*

Though I think it is now generally accepted, it bears repeating that today, more than anytime in our history, education and particularly higher education is a key force behind the quality of modern American life, our economic competitiveness, and indeed, our democratic form of government.

Higher education fulfills many roles in contemporary society. Research, economic development, or preparation for careers are the most readily understood. However, perhaps the more powerful role and in certain ways the least visible role, is the transformative effect college has on the lives of students. The learning that takes place inside and outside the classroom, between faculty and student, and among students who come from around the country and around the world forges a dynamic that lasts a lifetime. In this respect, few jobs are more satisfying than being a college president.

During my first two years as Virginia Tech's president, I have been gratified by the general excitement of the university community as we chart our path toward greater educational and scholarly achievement — to be among the nation's best.

Recently I challenged the university community to be ranked among the nation's top 30 universities by the end of the decade. Why does this matter, why should you care, and how will we do it?

While simple in concept, our goal represents a significant challenge. Moreover, alumni, friends, and even the university community may not fully understand the underlying rationale. Indeed, this quest transcends the research enterprise within the university. It is nothing less than the pursuit of pervasive quality ... expanding the quality and impact of everything we do.

The immense change we have witnessed in the ability to travel and to communicate with every quarter of the world over the Internet has given new wings to the mobility of intellectual capital. The best information, the brightest faculty members, and the most effective coursework can be accessed from anywhere on the planet. Therefore, the quality standard to which we must aspire is set not by what may be best in the state, region, or even the nation, but what is best in the world. This is the challenge the communication revolution poses to Virginia Tech — to set standards commensurate with standards of global excellence ... and to provide leadership on a global scale.

In order to be among the very best, we must provide a high-quality instructional experience for our students and our faculty. We assert that faculty members who are on the leading edge of their professions enable the highest quality educational experience. A robust environment for research and scholarship attracts the best faculty and the best students, and permits us to provide cutting-edge technical assistance to communities and businesses. The nation's leading scholars engender the economic stimulus that so many sectors of government and industry expect of us.

Beyond the classrooms, university research touches the lives of almost every American. University research promotes better health, saves lives through new medicines, and helps develop life saving medical equipment and procedures. University researchers help clean our environment, create more efficient energy supplies, find ways to feed more people, and have helped to bring the world together by creating the Internet.

From our earliest days as a land-grant university, we have helped communities and have advanced economic development by taking knowledge to the people to solve their problems. This links the research leg of our mission with outreach.

A thriving research program not only engages the university with societal issues, it hones the skills of the faculty. And professors at the forefront of their professions challenge students to, in turn, engage their minds in the world around them. The very nature of research — questioning, experimenting, and seeking answers — is grounded in the earliest scholarly inquiry of the ancients.

When the intellectual climate is buzzing, the world beats a path to your door. Virginia Tech faculty and students regularly interact with leading corporations including Boeing, General Electric, Lucent Technologies, IBM, Sun Microsystems, and hundreds more. Job opportunities for graduates abound when faculty and students push the envelope of academic discovery and inquiry.

Recently the head of the National Science Foundation described her vision for the country as "enabling the nation's future through discovery, learning, and innovation." She described their three strategic goals in three key words: People, Ideas, and Tools. When I hear that, I think the NSF is speaking about the nation's colleges and universities.

So where is the university going? At the undergraduate level, we plan to increase

undergraduate opportunities for high level scholarship and research. Information technology will pervade teaching and learning activities. Becoming thinking and productive citizens of the world will be our goal for all graduates.

Education nourishes the information society. We will expand graduate education opportunities around the Commonwealth.

The expansion of Virginia Tech's research agenda will likely include advances in critical technologies such as nano-materials, polymers, computing systems, microelectronics, and more. Our expanding biotechnology sector has already embraced the production of human pharmaceuticals using animals and plants. Bioinformatics, a new tool to analyze the avalanche of scientific data arising from genomic sequencing, will anchor our foray into biomedical applications. The life sciences will continue to grow.

Each generation marvels at the changes wrought by their predecessors. Many living alumni have seen the transformation from VPI, a military school for men, to Virginia Tech, the Commonwealth's largest university with comprehensive degree programs and faculty from around the globe. It is fair to say that the next generation will observe another transformation into a university of world class dimensions creating and using the power of knowledge.

Charles W. Steger has been university president since January 2000. His Hokie credentials include 12 years as dean of Tech's college of architecture and urban studies, seven years as vice president for development and university relations, and three degrees from Virginia Tech. He is a registered architect and fellow of the American Institute of Architects.



# Jim WEAVER

DIRECTOR OF ATHLETICS

James C. Weaver, whose innovative ideas and work as a reformer have made him one of college athletics' most popular administrators, is the director of athletics at Virginia Tech.

Weaver, 56, was appointed on September 24, 1997 and has been a tireless leader in behalf of Tech athletics. In his four years on the job at Tech, Weaver has taken steps to place increased emphasis on projects benefiting student-athletes. He created a comprehensive awards program for letterwinners and has initiated and funded an annual awards banquet.

Weaver's biggest accomplishment thus far has been getting Tech admitted into an all-sports conference. Tech entered competition in the BIG EAST Conference for most sports during the 2000-2001 season.

A top personal priority for Weaver is the area of facilities, where he has major plans for the expansion of Lane Stadium/Worsham Field.

Already complete is the expansion of the North end zone that totals over 5,000 permanent seats.

To meet a growing demand for Virginia Tech football, Weaver has spearheaded the construction project to expand to a seating capacity of 65,000 for the 2002 season. The \$37 million expansion project will include an 11,000-seat double deck and provide 15 luxury suites, as well as club level seating and amenities.

Plans are underway for a West side press box and suite expansion for 2003. The West side expansion, along with 36 suites, will include an enhanced press box tower, as well as office space for ticket operations and the Virginia Tech Athletic Fund.

Under Weaver's direction, lighted football practice fields — conveniently located in the center of the athletics complex — were completed during the spring. Virginia Tech contracted with GreenTech, Inc., of Richmond, Va., to install its highly innovative, ITM natural grass sports field system in Lane Stadium/Worsham Field for the 2001 season.

Weaver was the key figure in reaching a four-year agreement with Virginia in bringing the men's basketball games back to campuses for the first time since 1976. He also realigned the senior administrative staff to further promote the development of a broad-based athletics department. A dormant Monogram Club was revitalized under his direction, providing Hokie letterwinners of all eras a renewed link to Tech athletics. He also toughened the Hokies' non-conference football schedules, a move that gained real favor from Tech fans.

Weaver renegotiated Tech's multimedia rights contract with ISP Sports, creating a new business relationship and enhanced revenue for the athletics department.

In the Fall of 2000, Weaver arranged a joint venture with ISP to commit \$2 million to purchase new scoreboards, upgraded sound systems, a 21x28 L.E.D. video display screen at Lane Stadium and two 9x12 wall mount L.E.D. video screens in Cassell Coliseum. A state-of-the-art television control studio provides in-house production and operations for the video screens. The video screens and new sound systems have noticeably heightened game entertainment and the overall

fan experience at Lane Stadium and Cassell Coliseum.

Weaver came to Tech from Western Michigan University where he was director of athletics from January, 1996 until he came to Blacksburg. Prior to that, he was AD for three and a half years at UNLV, where he reconstructed a troubled athletic department.

"Jim Weaver was the unanimous choice of our search committee," retired Tech President Paul Torgersen said at a Blacksburg news conference when the new AD was introduced. "The committee was searching for someone with extensive Division I experience, a commitment to compliance, a commitment to gender equity, a commitment to all 21 varsity sports and a vision for conference alignment."

Weaver brings a "Penn State mentality" to the position. He says that various schools' interest in him as a reformer through the years can be traced to Penn State and its reputation for how it conducts business in intercollegiate athletics.

It was with the Nittany Lions' football team that Weaver first made a name for himself in athletics. He was a center and linebacker on Penn State teams coached by the legendary Rip Engle and Joe Paterno.

A native of Harrisburg, Pa., Weaver was recruited to Penn State by Engle. He played three seasons under Engle and one under Paterno, who is still the coach of the Nittany Lions.

"I learned a lot from Joe Paterno," Weaver says. "One thing he said certainly has stuck with me. 'You either get better or you get worse. You never stay the same.'"

Weaver graduated from Penn State in 1967 with a

bachelor's in psychology and rehabilitation education. He received a master's degree in college counselor education, also from Penn State, in 1968.

Weaver started a coaching career as an assistant at Penn State for six seasons. During that time, the Lions played in five bowl games — the Cotton, Gator, Sugar and Orange (twice).

He later was the offensive coordinator at Iowa State and head coach for one season at Villanova in 1974. He also spent five years as an assistant professor at Clarion State and three years as director of franchise sales at Athletic Attic.

Prior to landing the athletic director's job at UNLV, Weaver spent nine years at the University of Florida which was sanctioned by the NCAA in 1983. He was a strong force at Florida in the field of compliance and concluded his time there as associate athletic director.

Weaver was hired at UNLV after a series of NCAA infractions were made public. He implemented a compliance and monitoring program, produced a departmental policy manual and initiated a Life Skills program. He also oversaw the construction of an \$8.5 million athletic complex and a \$1.4 million baseball stadium at UNLV.

He drew rave reviews at UNLV for his fund-raising expertise. He generated nearly \$15 million in his time there.

While at Western Michigan, Weaver announced creation of a \$7 million football center, stabilized fluctuating revenues and installed a CHAMPS Life Skills program.

Weaver and his wife Traci have four sons — Josh, Paul, Cole and Craig.



# Sharon McCLOSKEY

**Responsibilities:** Department administrator for football and men's and women's basketball. Oversees strength and conditioning, sports medicine and equipment room.

**Joined VT Staff:** 1984

**Record at Virginia Tech:** Senior associate athletics director (since 1995) and senior woman administrator (since 1988); interim athletics director (1997); assistant athletics director (1992-95);

first woman in college athletics to hold position of recruiting coordinator in Division I (1988-92); Virginia Tech football office receptionist and recruiting secretary (1984-88)

**Education:** Virginia Tech, 1979

**Of Note:** As recruiting coordinator, McCloskey proved to be one of the most innovative people in the field. She completely reorganized the schedule for official recruiting visits by making

academics the highlight of the visit. All aspects of university life were included in the visit for the prospective student-athlete. She lined up various meetings with professors and department heads and key figures on campus.

McCloskey may also be one of the few women in college athletics who has been an advance person for away football games. It is her responsibility to arrange for hotel rooms, meals, meeting

rooms, police escorts and air and ground transportation for the football team.

As Tech's liaison for NCAA certification, a process the NCAA uses to ensure integrity in collegiate athletics, McCloskey coordinates periodic department self-study and review teams.

McCloskey is a member of the President's Strategic Planning Steering Committee.

## ADMINISTRATION & MANAGEMENT STAFF



**David Chambers**  
Senior Associate AD  
for External Relations



**Tom Gabbard**  
Associate AD  
for Internal Affairs



**Jon Jaudon**  
Associate AD  
for Administration



**Randy Butt**  
Assistant AD  
for Financial Affairs



**Tim East**  
Assistant AD for  
Marketing & Promotions



**Tim Parker**  
Assistant AD  
for Compliance



**Pam Linkous**  
Human Resources  
Coordinator



**Lu Merritt**  
Director of Development  
for Intercollegiate Athletics



**Peg Morse**  
Director of  
Information Systems



**Carmela Smith**  
Administrative Staff  
Assistant



**Dave Smith**  
Sports Information  
Director



**Sandy Smith**  
Director of  
Ticketing Services



**Cara Walters**  
Facilities and Game  
Operations Manager



**Russ Whitenack**  
Director of  
The Monogram Club

*In addition to Jim Weaver and Sharon McCloskey, the following individuals are also part of the athletics department administration and management staff. Some are featured later in this university section: John Ballein, Associate Director of Athletics for Football Operations; Mike Gentry, Assistant Director of Athletics for Athletic Performance; Mike Goforth, Director of Athletic Training; Chris Helms, Coordinator of Student-Athlete Academic Support Services; Jermaine Holmes, Director of Student Life; and Dr. Duane Lagan, Director of Sports Medicine and Team Physician.*

# Student Athlete Academic Support Services

The success of the Virginia Tech women's basketball program rests largely on the academic progress of each student-athlete. The academic performance of Tech student-athletes has improved each year due in part to the Student Athlete Academic Support Services (SAASS).

Last spring, the Athletic Director's Honors Breakfast paid tribute to a record 337 student-athletes, student trainers, student managers, cheerleaders and HighTechs who posted 3.0 or greater QCAs in the 2000 calendar year.

Student-athletes are the most visible student component of a university. They entertain thousands of fans, students and alumni. Their athletic ability and achievement is the primary focus for national media attention. Athletic events bring back not only faithful alumni, but are a welcome mat for potential new students.

Student-athletes devote many hours to practice, conditioning and training that are not required of all students. Due to their time commitment and their high visibility, it is an obligation and in the best interest of the university to supply these students with services which will allow them to maximize their academic potential.

To accommodate the many facets of assistance needed for student-athletes, Virginia Tech's mission is eight fold:

1. To provide services to all student-athletes, including any student participating in any varsity sport, managers, trainers, cheerleaders and HighTechs.

2. To provide academic support through tutoring programs, computer facilities and software which are necessary for the individual needs of each student.

3. To require a mandatory study hall for students below expected QCA levels in order that the staff might better assist the at-risk student-athletes.

4. To provide adequate study facilities and a computer lab which are conveniently located near the training areas and coaching areas.

5. To provide mentoring, counseling, academic assistance, advising and to work closely with other academic offices on campus for the welfare of the students.

6. To work closely with the athletic department for the academic welfare of each student-athlete and to help in the development of an effective student life program.

7. To closely monitor the academic success of each student to help ensure academic progress toward a degree and maintenance of academic and athletic eligibility.

8. To encourage former athletes to be actively involved with our present athletes and to provide our services to former athletes who did not graduate and assist them in their academic planning toward a degree. The ultimate goal is for all student-athletes to successfully complete their degree.

The expectations of the Virginia Tech community are that each student-athlete achieves their maximum academic and athletic potential. With the proper assistance,

these potentials can become a reality.

Student Athlete Academic Support Services provides programming for student-athletes from their freshman year through graduation. This includes a comprehensive orientation to Tech, study hall, mentoring, tutoring, academic monitoring, academic recognition, and eligibility education. Additionally, student-athletes are referred to and encouraged to take advantage of other campus agencies charged with helping students in their academic pursuits.

Academic facilities for student-athletes include the Monogram Room, a large room used as a study hall area adjacent to the SAASS office in



*Katie Ammons, the academic coordinator for women's basketball, helps Davina Simmons and Fran Recchia in the HEAT lab in Cassell Coliseum.*

Cassell Coliseum. The HEAT (Hokies Engaging in Advanced Technology) Lab houses over 26 computers on the second floor of Cassell Coliseum and laptop computers are also available for Tech athletes to use when travelling to away contests. The athletic department also provides areas for private, quiet study for the athletes' convenience.

Additionally, student-athletes can use the Center for Academic Enrichment and Excellence site offices, located in Hillcrest and Femoyer Halls.

Together, these spaces provide the student-athlete with a variety of study environments conducive to their success. Athletes can use these facilities between classes, after practice, or in the evenings, with flexible hours tailored to make the most of a student-athlete's limited time.

Chris Helms, in his third year at Tech, is the director and is responsible for the development and leadership of the Student Athlete Academic Support Services office.

Lois Berg, associate director, begins her 13th year at Tech. She is primarily in charge of developing the freshman orientation program, which ensures the student-athlete a smooth transition from high school to the university.

She is also responsible for providing programming to assigned student-athletes from the sports of baseball, men's basketball, softball, men's and women's swimming, men's and women's tennis, managers and trainers.

Colin Howlett begins his fifth year with Virginia Tech with the new title of associate director in the Student Athlete Academic Support Services office.

In addition to assisting the director in all facets of the program, Howlett oversees the advisement of football student-athletes with regard to satisfactory progress, eligibility and degree completion as set forth by the NCAA, BIG EAST and Virginia Tech.

He also helps coordinate support services for the football program, including tutorial support, mentoring, organized study table and major and career counseling. In addition to these responsibilities, Howlett assists in the recruitment, academic evaluation and admissions of prospective student-athletes.

Howlett came to Tech from the University of Maine, where he served for a year and a half as an academic advisor for the athletic department.

Some of his other experience includes academic advisement for student-athletes at Austin Peay State University and the University of Southern Mississippi.

Howlett earned his bachelor's degree in business administration at Susquehanna University and received his master's in athletic administration from Southern Miss. A native of Allentown, Pa., he and his wife, Lisa, have a daughter, Natalie.

Katie Ammons is an assistant director who begins her third year and works with the women's basketball, men's and women's cross country, men's and women's track, cheerleader and HighTech programs.

Ammons is also in charge of the operation of the HEAT lab and other computing resources available for student-athletes. Ammons is a former standout Hokie student-athlete.

Renia Edwards joined the staff last year as assistant



## Chris Helms

Director of Student Athlete Academic Support Services

In his third year at Virginia Tech, Chris Helms is the director and is responsible for the development and leadership of the Student Athlete Academic Support Services office. Helms oversees an office

comprised of two associate directors, three assistant directors, and a secretary, forming a group of professionals serving the needs of all student-athletes.

In addition to his duties directing SAASS, Helms serves as a liaison between the academic and athletic communities and is an ad hoc member of the University Athletic Committee.

Helms came to Tech from Michigan State University, where he served as the assistant director of the Student Athlete Support Services office.

Prior to MSU, Helms served as the coordinator of academic affairs for the Florida State University football program. Some of his other experience includes academic advisement for student-athletes at Central Connecticut State University.

Helms earned his bachelor's degree in psychology at Wake Forest University and received his master's in athletic counseling from Springfield College.

A native of Frederick, Md., he and his wife, Renee, have a son, Walker, and a daughter, Meigs.

director and provides academic support for student-athletes in women's lacrosse, volleyball, men's and women's soccer and wrestling. She also is responsible for the administration of the tutorial program.

Becky Kolenbrander is beginning her first year with Student-Athlete Academic Support Services as an assistant director. Her primary responsibilities are providing academic support for the freshman student athletes in the sport of football.

The Holland, Mich., native received her bachelor's degree in psychology from Austin Peay State University in 1996. She then went on to earn her master's in social psychology

of sport from Southern Illinois University in Carbondale, Ill.

She served a six-month internship at Indiana State University before being named assistant academic coordinator for athletics. During her tenure at Indiana State, Kolenbrander advised student-athletes from various athletic teams and assisted in the coordination of Life Skills Programming.

Terrie Repass begins her 27th year of service at Virginia Tech. She serves as the office secretary and "first contact" person for the SAASS. She is responsible for organizing special events and meetings for the office. Repass prepares all accounting, purchasing and travel transactions for the office.

## ACADEMIC SUPPORT SERVICES STAFF



**Lois Berg**  
Associate Director



**Colin Howlett**  
Associate Director



**Katie Ammons**  
Assistant Director



**Renia Edwards**  
Assistant Director



**Becky Kolenbrander**  
Assistant Director



**Terrie Repass**  
Secretary

# Office of Student Life

The Office of Student Life at Virginia Tech provides assistance to student-athletes in a number of areas. This office, which is run by Jermaine Holmes, director of student life, and Amy Freel, coordinator of student life, is dedicated to enhancing the quality of the student-athlete experience through many programs it implements.

One program the office sponsors is the HiTOPS CHAMPS/Life Skills Program (Hokies Turning Opportunities Into Personal Success), which provides a well-rounded program for student-athletes to develop the individual skills necessary to lead successful and productive lives.

This program's goal is to enhance five areas of

commitments that are vital to personal growth of student-athletes. Those areas are service; academic excellence; career development; athletic excellence; and personal development. This program attempts to build individual confidence, promote respect for diversity, enhance interpersonal relationships, develop leadership skills and enable each one to make a valuable contribution to the community.

## Hokies With Heart

Hokies With Heart is a new program of the Office of Student Life which promotes involvement of student-athletes in community service activities. In the past year, Virginia Tech athletes were involved in over

45 community service projects. This program is important because service programs can help to build a positive relationship between student-athletes and the community.

The Virginia Tech women's basketball program takes great pride in the many community service projects it helps with including Hokie Readers, Special Olympics, and a canned food drive.

"The Virginia Tech women's basketball program has been greatly involved in numerous community service projects and charitable organizations throughout the New River Valley," Freel says. "The players enjoy volunteering and realize the importance of giving back to a community that is so supportive of all of the athletic teams at Virginia Tech."



*Community service efforts put on by the Office of Student Life, such as the "Hokie Readers" program, help women's basketball player Sarah Hicks and her teammates develop as individuals and help people in the local area.*



## Jermaine Holmes

Director of Student Life

Jermaine Holmes is in his third year as the director of student life for Virginia Tech and fourth year working in the athletics department.

Holmes oversees the day to day operation of the office of student life, directs the HiTOPS CHAMPS/Life Skills Program and serves on various student-related committees on campus.

He serves as a member on the advisory counsel for multicultural affairs and committee for campus climate and provides lectures as a member of SAFE (Sexual Assault Facts and Education).

While pursuing his undergraduate degree at Virginia Tech, Holmes was a star receiver for the Hokies. He earned his bachelor's degree in marketing management in 1996 and his master's in consumer studies in 1998, both from Virginia Tech.

Born in St. Petersburg, Fla., Holmes is single and currently resides in Blacksburg. In his spare time, he enjoys weight training and playing basketball.



**The Hokie women's basketball players serve as role models to many youth in the community and represent themselves and Virginia Tech athletics in a very positive way.**

## VT-SAAC

Virginia Tech Student-Athlete Advisory Committee (VT-SAAC) promotes effective communication between athletics administration and student-athletes to better serve their needs. The program is completely run by student-athletes and each team has two representatives. The representatives for the women's basketball team are senior Mollie Owings and freshman Kacy O'Brien.

Owings and O'Brien attend SAAC meetings and represent the women's basketball team. The pair then reports back to the team on any issues that the team should be aware of or discuss.

This program also encourages involvement of student-athletes on campus and in the community. The student-athletes help to design and provide programs that encourage academic success, health promotion, social



## Amy Freel

Coordinator of Student Life

Amy Freel is in her third year as the coordinator of student life at Virginia Tech. Freel serves as the community service coordinator and assists with the development and implementation of alcohol, tobacco, and drug awareness programs.

Recently, Freel has also assumed the duties of sports nutritionist. As the sports nutritionist, Freel provides student-athletes with individual diet counseling and information about issues such as gaining lean muscle mass, losing fat, and eating to improve performance. Freel also works with the Training Edge dining option on campus to design menus for training tables and to make daily menu selections.

Freel graduated from Ball State University in Muncie, Ind., with her bachelor's in dietetics in 1996 and received her master's in the same field from Ball State in 1998.

She was a four-year letterwinner on the gymnastics team, earning All-Mid-American Conference honors. As a senior, her team was honored as the national collegiate academic champions for the sport of gymnastics.

Freel, a native of Glen Ellyn, Ill., her husband Mike, and son Benjamin Ryan, born December 2000, live in Christiansburg.

responsibility and general awareness. SAAC also attempts to enhance the overall image of student-athletes to all by serving as positive role models.

VT-SAAC participates in a community service activity called Winning Choices. This program sends athletes to local elementary, middle and high

schools to talk about the importance of character, citizenship, work ethic and working with others.

## Outstanding Student-Athletes

Each month, the Office of Student Life awards recognition to a student-athlete for their participation in community service projects and their dedication to the "Hokies with Heart" program. Sarah Hicks was chosen for the honor of athlete of the month this past year.

Hicks has become very involved in programs including Hokie Readers, Virginia Tech nights at local elementary and secondary schools and has spoken at several high school mini-camps. She has also been involved with volunteer work at the Warm Hearth Retirement Facility and the Relay for Life supports cancer research.

"I feel that it is extremely important for the student-athletes to give back to the community," Hicks says. "Our being active in the community is just one way for student-athletes to demonstrate how much we appreciate their support of Virginia Tech athletics."



**The goal of the Office of Student Life, and the women's basketball staff, is that when each of the players graduates in Lane Stadium, they will leave Virginia Tech a better person than when they came in.**

# Athletic Performance

*There's much more to athletic performance than weight training. Always striving to stay on the cutting edge, Virginia Tech has added two more services for its student-athletes in the past couple of years. At Tech, nutrition and sports psychology are also a part of the student-athlete's preparation — not just for game day, but also for life after college. Virginia Tech tries to provide the best services, facilities and support staff for all of its student-athletes, to make them better athletes and better people.*

## Strength & Conditioning

Under the direction of Assistant Athletic Director for Athletic Performance Mike Gentry, the Virginia Tech strength and conditioning program is among the best in the nation, thus helping to make the women's basketball program one of the best as well.

One of the main support centers of Tech women's basketball is the strength and conditioning program. The

results of hard work by not only the staff but the student-athletes have paid huge dividends as the Hokies have continued their streak of four-straight postseason appearances.

"Our strength and conditioning program is designed to help our student-athletes build overall strength and endurance, while helping them develop self-discipline and realize their potential as


athletes," says Gentry. "We have a comprehensive program utilizing strength, power and flexibility training as well as plyometrics and sprint conditioning."

The women's basketball team trains in the beautiful 17,000-square foot training center on the first level of the Merryman Athletic Center. The weight room facility features new free-weight equipment, a full line of Hammer Strength equipment, 12 platforms and a 6,000-square foot state-of-the-art speed and agility room.

Assisting Gentry in the weight room this year are three full-time assistant strength and conditioning coaches: Jay

Johnson, assistant director of strength and conditioning, Terry Mitchell, strength and conditioning coordinator of men's Olympic sports and Emily Chones, strength and conditioning coordinator for women's Olympic sports. Gentry will also have the services of three graduate assistants — Erin O'Neil, Tim Ralph and Shannon Turly.

"Strength and conditioning here at Tech is the foundation of our team," says Coach Bonnie Henrickson. "We need our players to be physically able to compete with the nation's elite teams and Coach Gentry and his staff have accomplished just that."



*Davina Simmons and her teammates have access to some of the finest strength and conditioning facilities, and one of the best athletic performance staffs, in the nation.*



### **Mike Gentry**

**Assistant Athletics Director  
For Athletic Performance**

Dr. Mike Gentry is in his 14th season as the Hokies' director of strength and conditioning. As assistant athletics director for athletic performance, his duties include overseeing the strength and conditioning training of athletes in all 21 varsity sports at Virginia Tech. He is directly involved in the training of the women's basketball and football teams and manages programs for nutrition.

A native of Durham, N.C., Gentry received his bachelor's degree in physical education from Western Carolina University in 1979 and received his master's from the University of North Carolina at Chapel Hill in 1981. He received his doctorate in curriculum and instruction, with an emphasis in motor behavior, from Virginia Tech in 1999.

Gentry worked as an assistant strength coach at UNC and as the head strength coach at East Carolina University prior to coming to Virginia Tech in 1987.

In 1995 and 1996, Gentry was recognized by the National Strength and Conditioning Association as a finalist for the National Strength and Conditioning Professional of the Year.

Gentry has a son, Roy Christopher, who is 11.



# Sports Nutrition

A new program was added to the athletics department in July 2000 — sports nutrition.

In addition to her responsibilities as coordinator of student life, Amy Freel also has the duties of being the athletics department's sports nutritionist.

Freel graduated from Ball State University with her bachelor's degree in dietetics in 1996 and received her master's in dietetics from Ball State in 1998.

Freel works one-on-one with student-athletes to provide them with information that they need on their diet. She also provides individual players with diet counseling on issues such as gaining lean muscle mass, losing body fat, and how to eat to improve performance.

"It is extremely beneficial for our student-athletes to have nutrition education and counseling available to them in order for them to remain successful in their sports and outside of athletics," Freel said. "The individualized nutrition educations allow me and the athletes to get very specific on their nutritional, personal and sport specific goals."

The sports nutritionist works with the "Training Edge", a dining option for health-conscious students and athletes, to design menus for training tables and daily menu selections.



*Ieva Kublina eats at the "Training Edge" dining facility.*

# Sports Psychology

A new addition to the athletics department as of August 2000 is sports psychology. The licensed psychologists, Dr. Brenna Chirby, Dr. Gary Bennett, and Dr. Robert Miller, Associate Director of the Thomas E. Cook Counseling Center, counsel student-athletes either individually or as a team.

The psychologists meet with student-athletes on an individual basis for personal counseling, performance enhancement and to discuss the mental aspects of the game. As a team, the sports psychologists work on team building, communication and performance enhancement.

Mike Gentry, assistant AD for strength and conditioning, says, "I've always felt that (sports psychology) was an important element. We want to be a holistic model of an athletics department and we wanted to and needed to include sports psychology in that model."

"One of the dangers of sports psychology is that it can be totally about sports and there is that perception," Miller

says. "We try to be more holistic and talk about a variety of issues, such as nutrition or academics. We want to be broader and help the person as a whole, not just with performance."

"We see those other outside things as interfering with an athletes' ability to perform," Bennett says. "We feel we can help athletes perform better by addressing those concerns."

The psychologists also offer an injury group to afford injured athletes the opportunity to meet with other injured athletes and talk about their recovery process. Injured athletes may also meet individually with the sports psychologists if they do not feel comfortable in the group or cannot make the sessions. On average, the psychologists conduct 20 individual sessions a week.

One injured player who took advantage of the sports psychologists after he tore the anterior cruciate ligament of his knee last year was glad to have the services of the sports psychology program. The student-athlete met with Dr.

Miller several times before and after his surgery.

"When I first got hurt, I thought I needed to talk to someone," the player said. "As the weeks go by, you learn to deal and cope with it. But I think it helps to talk to someone."

The response to the sports psychology program has been very positive. The student-athletes are very receptive to the services offered by the doctors. The sports psychology office reaches out to athletes

who may not have considered going to the counseling service that is offered to all students at Virginia Tech.

"It is a great resource for our coaches and our athletes," Gentry says. "We've improved a lot in areas of strength and conditioning, nutrition and in sports psychology. It's all about becoming a well-rounded athletic program and helping student-athletes. We want to give them all the resources we can to put them in a position to be successful."



*Dr. Robert Miller, Dr. Gary Bennett and Dr. Brenna Chirby carry out the Hokies' sports psychology program.*

# Sports Medicine

The Virginia Tech Sports Medicine Department is an ever-changing and developing unit that strives to provide the most current and comprehensive care to all student-athletes.

The department, under the leadership of Dr. Duane Lagan, director of sports medicine, and Mike Goforth, director of athletic training, is constantly evolving to incorporate new ideas and state-of-the-art resources for the betterment of student-athletes. A staff including general practitioners, orthopedic surgeons, certified athletic trainers, physical therapists, chiropractors, massage therapists, sports psychologists, nutritionists and orthotists, are available to manage the health care of athletes.

As part of the evolution, the department is completing the first year of development and data collection for a strategic health care planning grant. This grant, titled "The Center for Performance and Sports Medicine Excellence," was initiated by Dr. Charles Baffi, Dr. Kerry Redican, Dr. Mike Gentry and Goforth and was awarded last fall to develop a multidisciplinary model for Division I health care.

"Our goal with this program is to formally provide our athletes with the most effective and efficient health care delivery system possible," Goforth said. "This grant will serve as a framework for universities



*Trainer Ron Esteban helps Chrystal Starling rehabilitate a shoulder injury.*

across the country to provide high-level health care services for their athletes, and at the same time, creates the first collaboration between academic research and athletics here at Virginia Tech."

Another aspect of this constantly evolving department is a new athletic training room in the Jamerson Athletic Center. When completed sometime after the first of the new year, the 4,300 square foot Eddie Ferrell Memorial Training Room will consolidate existing training

rooms in the Merryman Center and Cassell Coliseum. The new facility will give the training staff a centralized area to care for the needs of all Virginia Tech student-athletes. There will be state-of-the-art equipment and a unique style of architecture, developed by Glenn Reynolds, AIA. Larry Perry was the consulting engineer.

The new room, which will nearly double the size of the current Merryman Center facility, will also allow that training room to be used for physical therapy, chiropractic care and massage therapy. When completed, Virginia Tech will have more than 10,000 square feet dedicated to sports medicine, placing Tech in the top five percent nationally.

The training and medical complex currently is located in the \$10 million Merryman Center, a state-of-the-art facility which includes 2,400 square feet of medical space supplemented by training rooms in Cassell Coliseum.

This treatment room has numerous treatment modalities including electric stimulation, ultrasound, hot packs and


interferential current. It also has an office for the staff, dozens of training tables, whirlpools, rehabilitation equipment and an eight-foot cold tub.

"We, as a staff, are very excited about our new facility and the opportunity for all of us to come together for the benefit of our athletes," Goforth said.

The philosophy of the program involves large volumes of research that shows that a properly maintained overall fitness program reduces the chance of injury.

After the sports medicine staff diagnoses and treats an ill or injured athlete, the strength and conditioning staff works to give the best injury prevention and performance enhancing programs possible.

The training, medical and strength and conditioning staffs each have a role in bringing the athlete back quickly and ready to play. After an injury, an athlete will go through rehabilitation and physical therapy. Athletes are then moved to weight training as they become able. The strength and conditioning staff



## **Dr. Duane Lagan**

**Director of Sports Medicine**

Dr. Duane Lagan begins his 14th season as the Tech team physician. He has had a varied medical career, having maintained a private practice in Okeene, Okla., for 16 years and having served as

Texas A&M's team physician for five years.

At Tech, Dr. Lagan serves as a physician at Student Health Services in the mornings and then works in athletics in the afternoons, either in his Merryman Center office or on the court or field.

Dr. Lagan and his wife, Dee, have four children — Dee, Lynn, Tim and Lee.



## Ron Estaban

**Athletic Trainer**

Ron Estaban begins his second year as the athletic trainer for the Hokies but he is no stranger to the Virginia Tech athletic program. He earned a both a bachelor's degree in Sports Medicine in 1991 and a Master's degree in Athletic Administration in 1993 from Tech. Estaban works directly with the women's basketball, men's and women's tennis, women's lacrosse and volleyball teams.

Prior to returning to Blacksburg, Estaban spent three years in Orlando, Fla. working at Florida Hospital as Manager of Community and Sports Medicine. While in Florida he worked with many elite athletes from the NBA, WNBA and collegiate athletics. Estaban also served as the medical coordinator for the Disney World Marathon for three years as well as serving as the medical coordinator for the 1999 and 2000 All-Star Gridiron Classic, a college senior all-star football game held in Orlando. He also was a co-host of a weekly radio show, "The Sports Medicine Specialists." Estaban was an Associate Board Member with Florida Citrus Sports and was a Board Member with The Orlando Downtown Athletic Club.

Estaban served as marketing director for HealthSouth in North Carolina for two years before moving to Florida. During this period he also worked at the Centennial Olympic Games in Atlanta.

Estaban, a Fairfax, Va. native, is married to the former Heather Imken of Long Island, N.Y.

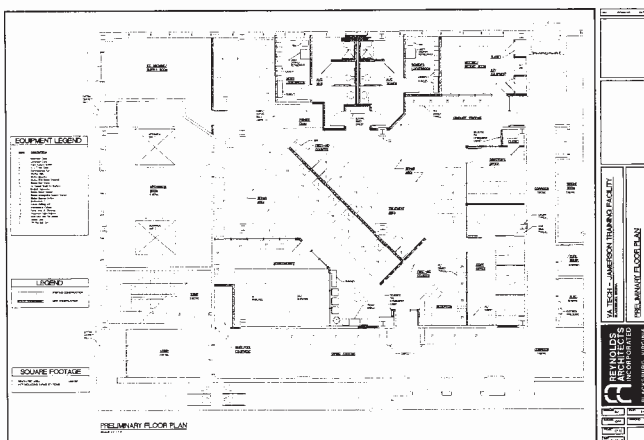
uses specific programs for each injury in an effort to get the athlete back quickly.

The range of benefits athletes have access to include custom orthotics, custom mouth guards, specialized prophylactic bracing and many other options to help prevent or protect them from injuries. The sports medicine staff also takes great pride in treating the athlete year-round. Special attention is paid to off-season activity.

"If our strength and conditioning is so important — and it is — then we owe it to our

athletes to provide them with the necessary resources to keep them actively participating," Goforth said. "We basically adopt the attitude that during the season, our mission is to keep them participating on court, and during the other times of the year it is our job to keep them participating in our strength and conditioning programs."

Their programs consist of strengthening, stretching and most importantly movement pattern analysis and training to help prevent the re-occurrence of injuries.




Plans for the new training room in the Jamerson Athletic Center.

## SPORTS MEDICINE PERSONNEL



**Mike Goforth**  
Director of  
Athletic Training



**Dr. Marc Siegel**  
Orthopaedic  
Surgeon



**Dr. Lawrence Kyle**  
Dentist



**Dr. Steve Jacobs**  
Optometrist



**Dr. Greg Tilley**  
Chiropractor



**Robyn Roddy**  
Radiologic Technologist



**Todd Gerl**  
Orthotist



**Mark Piechoski**  
Physical Therapist



**Aaron Gresham**  
Brace Consultant

"We value the off-season greatly within our department," Goforth said. "We have adopted the same mindset as our strength and conditioning staff and look at our off-season time as an opportunity to get our athletes better as opposed to time off for our staff."

A vital part of student-athletes services is the access to the Schiffert Student Health Center in McComas Hall. A health center and counseling services are available on one side of McComas Hall, while recreation sports and fitness programs are available on the other. The center also has a fully-operational diagnostic laboratory, X-ray facilities and eight full-time physicians.

Dr. Lagan has office hours at Schiffert in the mornings and is usually in the athletic complex in the afternoons.

Student-athletes can also go to Schiffert Student Health Center to be seen by a practitioner or see an

orthopedic surgeon, if necessary. If physical therapy is needed, student-athletes can rehab at the Merryman Center. Staff psychologists, located in the Cook Counseling Center, are also available to all student-athletes for personal and performance issues.

"Our goal is to provide the same high level of health care that professional and Olympic athletes receive," Goforth said. "Our usage of specialist care is modeled after the NFL system and incorporates components of the Olympic Training Center in Colorado Springs."

Dr. Lagan, along with athletic trainer Ron Estaban and team orthopedic surgeon Dr. Marc Siegel, care for the medical needs of athletes on Tech's women's basketball team.

These practitioners are assisted by a staff of seven graduate assistants and 15 student trainers in caring for Tech's 20 other varsity sports.

# Cassell Coliseum A Great Venue Gets Even Better

Cassell Coliseum has always proven to be a tough arena for opponents, especially in the past four seasons where the Hokies are 46-12 (.793) under Coach Bonnie Henrickson.

The 1998-99 home season gave Hokie fans plenty of drama and excitement as Tech roared to a 15-0 mark in the friendly confines of the Cassell. Going back two games into the 1997-98 season and extending through the 1999-00 opener, Tech won 18 straight at home.

Equally as impressive as the Hokies' play at home has been the tremendous numbers of people that have come to watch them play. Averaging 5,221 fans per game in 1998-99 and having a sell-out at the 10,052-seat arena, Tech shattered its women's basketball attendance marks. In the Bonnie Henrickson era Tech has played before 180,047 fans at home, an average of 3,104.

Cassell Coliseum was the site of a sub-regional in the 1999 NCAA Tournament. In that marquee event, the Hokies played in front of packed houses and got wins over St. Peter's and Auburn to advance to the NCAA Sweet 16.

In the past nine years, Virginia Tech has posted a 99-29 (.773) mark in home games. Overall, the Hokies have compiled a 214-100 record in Cassell Coliseum for a winning percentage of 68.2 in the 25 years they have played in the campus arena. The Tech women have won 40 of their last 50 home games.

On September 17, 1977, Virginia Tech officials and friends dedicated the Coliseum in honor of the late Stuart K. Cassell. Cassell became a

member of the University administration in 1945 after 17 years as a student and teacher at Tech. He successfully convinced the Board of Visitors of the need for a modern basketball facility.

Construction for the main portion of the Coliseum began in 1961. It was completed in December, 1964, at a cost of \$2.7 million. Built by T.C. Brittain and Company of Decatur, Ga., it houses the

basketball arena, locker rooms, two auxiliary gymnasiums, offices and other athletic facilities.

The Jamerson Athletic Center, connected to the rear of Cassell Coliseum, was completed in 1982 and dedicated in the fall of 1983. It

## TECH'S CASSELL RECORDS

Season	Rec.
76-77	4-3
77-78	4-6
78-79	7-8
79-80	8-6
80-81	7-2
81-82	7-5
82-83	7-1
83-84	9-4
84-85	9-4
85-86	10-4
86-87	9-3
87-88	4-7
88-89	10-2
89-90	7-5
90-91	8-6
91-92	5-5
92-93	13-1
93-94	13-1
94-95	11-2
95-96	9-5
96-97	7-8
97-98	10-3
98-99	15-0
99-00	10-6
00-01	11-3
<b>Total</b>	<b>214-100</b>
	<b>(.685 overall)</b>

## TOP 10 CASSELL CROWDS

10,052	Tech 73, Saint Peter's 48 *	Mar. 13, 1999
9,812	Tech 76, Auburn 61 *	Mar. 15, 1999
9,724	Tech 61, Xavier 60	Feb. 5, 1999
8,373	Tech 65, St. Joseph's 56	Jan. 22, 1999
8,079	Tech 66, George Washington 64	Feb. 21, 1999
7,402	Connecticut 90, Tech 38	Feb. 7, 2001
7,043	Tech 62, La Salle 35	Feb. 7, 1999
5,370	Tech 89, Temple 69	Jan. 24, 1999
5,132	Tech 81, Virginia 65	Nov. 30, 1998
5,000	Tennessee 66, Tech 33	Feb. 22, 1995

\* NCAA Tournament games



The newly refinished seats in Cassell Coliseum give the arena a great new look.

is named in honor of J.E. Jamerson and his son, William E. Jamerson, owners of the firm that built the building.

The complex contains administrative and coaching offices, athletic department accounting and business offices, team and coaches'

meeting rooms, a weight room and the Gordon D. Bowman Memorial Club Room on the top floor for Hokie Club members.

Prior to the 1988-89 season, a modern, new spring-loaded playing floor was installed in the Coliseum. During 1996-97, the

facility was upgraded with a new roof and paint application.

During the 2000-01 season, new video boards were added at both ends of the coliseum which are used for live action and video replays during all games. A

\$900,000 seating renovation project was undertaken following last season. All of the seats were dismantled and shipped to a plant in Michigan where the old paint was stripped off and refinished to the natural look of the elm wood.



*The new videoboards in Cassell Coliseum give a modern twist to a classic arena.*

# The Hokies' Locker Room

When the final whistle blows after a game or practice, the Hokie basketball team retires to one of the finest locker room facilities in the nation. The entire locker room underwent a major renovation in the summer of 2000 and now features all of the comforts of home and then some.

The facility features a new entrance on to the playing floor,

a team meeting room, a trophy case, a shower room, a training area and a new video system. The locker room also includes new floors, ceiling and lights. The entrance to the area has a wooden floor painted to match the game floor.

Another nice touch in the state-of-the art facility are the vanities located between each of lockers.

The cost of the renovation project was approximately \$225,000 and would not have

been possible without a generous gift from the Roanoke Valley Hokie Club.



*The Hokies' spacious locker room includes a dressing area (above) with individual vanities, outlets and mirrors at each locker; an entrance (left) that has a floor that is a replica of the Coliseum surface; and a lounge (below) where the players can watch TV together or relax in their spare time.*



# The Merryman Center

Virginia Tech is very proud of the Merryman Center, a \$10.6 million all-purpose building that ranks as one of the finest facilities of its kind in college athletics.

The beautiful facility is the home of the Hokie women's basketball program.

Located directly behind Cassell Coliseum and the Jamerson Athletic Center, Merryman opened its doors to athletes in the fall of 1997 and officially was dedicated Sept. 26, 1998 in a university ceremony.

The facility is named for the F.W. (Sonny) Merryman family of Rustburg, Va., which presented the university with a major gift, kicking off a fund-raising campaign that saw Tech supporters dig deep into their pockets.

The result is a streamlined 40,000-square-foot facility that includes:

On the first floor: A sports medicine complex complete with training rooms and doctors offices; a strength and conditioning complex that



is magnificent; and a speed and agility gym.

And on the second floor: The women's basketball offices, a 130-seat auditorium; a video department; football meeting rooms; offices; and a new entrance way to the athletic department which provides visitors with a brilliant display of Tech football memorabilia.

The exterior of the building is streamlined, too, and has a definite Hokie motif. Even the roof, the only maroon one on the Virginia Tech campus, adds a touch of school spirit. The outside of the Merryman Center is a combination of Hokie stone and a more simplified stone that matches that on Cassell Coliseum, the building next door.

"This is a facility that is really special in every way," says Tech Director of Athletics Jim Weaver. "When everything is in place, there is no doubt in my mind that the Merryman Center will rank right at the very top among the great buildings in college athletics."

The building represents a commitment on behalf of the university. The construction of Merryman clearly demonstrates the university's determination to maintain a top athletic program year in and year out.

Weaver expressed appreciation to the Merryman family on behalf of Tech athletes, staff members and fans everywhere. The Tech AD also thanked the hundreds of others whose contributions have made possible this great building.



*The Merryman Center includes a magnificent strength and conditioning complex and is the home of the women's basketball offices.*



# Virginia Tech Athletic Fund

Buoyed by full membership in the BIG EAST Conference, another 11-1 season by the Hokie football team and a Gator Bowl victory, and the planned expansion of Lane Stadium, the Virginia Tech Athletic Fund realized new levels of financial support from its ever-expanding donor base of over 12,000 members. In 2000 a new record for giving was set as gifts exceeded \$10 million.

The Hokie Club is charged with raising funds to support the scholarship, capital and programmatic needs of the Athletic Department. Donors make gifts in outright forms such as cash, real estate, securities, gifts in kind, corporate matching programs, or through planned or deferred gifts such as a will, living trust, life income trust, retirement plans, life insurance or charitable lead trusts.

"Back to back 11-win football seasons plus the

exciting play of all of our our teams have really motivated our fans to upgrade their giving levels while more new members continue to join the VTAF," said Lu Merritt, Tech's director of development for intercollegiate athletics. "Our fans realize that the athletic programs here at Virginia Tech can compete for national championships and they want to play an integral part in supporting those efforts. It's really impressive to see such excitement and enthusiasm from our loyal fans."



**The Virginia Tech Athletic Fund plays an integral role in the overall success of the athletic program. The VTAF (Hokie Club) staff includes: (front, l to r) Johnnie Hoehn, Sharon Linkous, Diana Fain; (second row) Vicky Moore, Jane Broadwater, Terry Bolt, David Everett; (back row) Lu Merritt, John Moody and Trey McCoy.**

## THE HOKIE HARDWOOD CLUB

The Hokie Hardwood Club, formerly known as The Diamond Club, has been in existence for over 20 years. The Mission of the Hokie Hardwood Club is to increase public awareness of the Virginia Tech Women's Basketball Program, to raise the level of community support for all aspects of the program, and to provide the level of spirit and resources required for a program of national prominence. The club conducts fundraisers during the year in support of the women's basketball program. Fundraising efforts helped with some of the team's expenses on its summer of 2000 trip to Europe. Members of the Hokie Hardwood Club travel to several away games each season and a few members accompanied the team to Europe.

*Virginia Tech*

**HOKIE**



*Women's Basketball*

A 1968 graduate of Virginia Tech and letterman on the Hokies' tennis team during his undergraduate years, Merritt currently serves on the Executive Committee of the National Association of Athletic Development Directors (NAADD).

John Moody, associate director, serves the North Carolina area and focuses on major gift fundraising and special projects. A former football player at Tech, Moody has worked in the Hokie Club for 29 years.

David Everett serves as director of major gifts for the Hokie Club. A member of the Hokies' 1986 Peach Bowl team, Everett currently serves the Richmond, Lynchburg and Staunton areas.

Terry Bolt, also an associate director, serves the Tidewater and Southside areas of Virginia, plus South Carolina and Georgia, while overseeing planning and direction of the Annual Fund. In addition, she is responsible for the Orange and Maroon Tour, the annual Hokie Celebration and the Regional Hokie Club President's meetings.

Trey McCoy, development manager, serves the Hokie Clubs in Northern Virginia, Southwest Virginia and West Virginia. A former All-America


baseball player at Tech, he still holds the Hokies' records for career batting average for three seasons (.374) and career slugging average (.835).

Sharon Linkous and Vicky Moore handle all aspects of gift entry and membership records. Diana Fain manages the budget process and produces all meeting notices for the Hokie Clubs. Jane Broadwater serves as executive secretary for the office. A former cheerleader, Broadwater is the daughter of Bill Buchanan and her siblings Molly, Billy, Toddy and Robby all attended Virginia Tech. Johnnie Hoehn works part time in the office and brings over 10 years of experience to the team.

The Athletic Fund is proud of its volunteers who help ensure that 58 Hokie Clubs throughout Virginia, West Virginia, Maryland, North and South Carolina, Delaware, New Jersey, Georgia, Pennsylvania and Tennessee continue in their active efforts to support and promote athletics at Virginia Tech. Along with bus trips, game watching parties and other social events, Tech grads and friends gather to cheer on the Hokies.

Floyd Merryman of Rustburg, Va., is the current president of the Athletic Fund, and Bill Stover of Fairfax, Va., is the vice president.

# Blacksburg, Virginia College Town, USA



*Whether it is downtown Blacksburg or the nearby Cascades, the area around Virginia Tech is charming and pleasant.*

## *A beautiful setting for one of the nation's best universities*

Throughout the years, the town of Blacksburg and Virginia Tech have worked hand in hand to create a better community. Established as a farming community in 1798 by John and William Black, the town has thrived to rank among the nation's elite living environments.

In addition to being home to the Tech campus, Blacksburg was ranked among the top 20 retirement locations in the United States by *Rand McNally*. Local businesses and

industries are drawn to the potential this quaint town has to offer. Blacksburg is gradually becoming more developed, making room for more businesses to flourish, however, the level of development is carefully controlled.

With a population of around 36,000 people and a major university, there is particular attention paid to the unique balance that preserves the atmosphere of a small town.

Blacksburg is located on a plateau between the Blue Ridge Mountains and the Alleghany Mountains, 2,100 feet above sea level. It is easily accessible in Southwestern Virginia on U.S. 460 near Interstate 81, only 40 miles southwest of Roanoke. Residents enjoy the beauty of the area and the

close proximity to a variety of recreation areas such as the Blue Ridge Parkway, Claytor Lake and the New River.

More information on Blacksburg can be found on the web site of the Blacksburg Electronic Village, [www.bev.net](http://www.bev.net) or the town's web site, [www.blacksburg.va.us](http://www.blacksburg.va.us)





*There are four beautiful seasons in Blacksburg. When the weather turns warm in the spring, students head for McCoy Falls on the New River; the summer brings exciting festivals to town; the Homecoming Parade and football games highlight the fall, and winter and the holidays bring a special feeling to the town and surrounding areas.*



# The 2001-2002 Hokies



**Bonnie  
Henrickson**  
Head Coach



**Angie  
Lee**  
Assistant Coach



**Karen  
Lange**  
Assistant Coach



**Katie  
Patton**  
Assistant Coach



**Kyra  
Elzy**  
Administrative Assistant



**10**  
**Fran Recchia**  
G • 5-7 • Fr.  
Flower Mound, Tex.



**12**  
**Mollie Owings**  
G • 5-9 • Sr.  
Hyattsville, Md.



**14**  
**Ieva Kublina**  
F/C • 6-4 • So.  
Riga, Latvia



**15**  
**Rayna DuBose**  
C • 6-3 • Fr.  
Columbia, Md.



**20**  
**Emily Lipton**  
G • 5-7 • Jr.  
Crofton, Md.



**21**  
**Lisa Guarneri**  
G • 5-8 • Sr.  
Piscataway, N.J.



**22**  
**Chrystal Starling**  
G/F • 5-11 • Jr.  
Syracuse, N.Y.



**30**  
**Sarah Hicks**  
G/F • 6-0 • r-Sr.  
Roanoke, Va.



**31**  
**Nicole Jones**  
F/C • 6-1 • Sr.  
Vienna, Va.



**33**  
**Kacy O'Brien**  
G • 5-11 • Fr.  
Pittsburgh, Pa.



**34**  
**Amy Lingenfelder**  
G • 5-8 • So.  
Fairfax, Va.



**42**  
**Davina Simmons**  
F • 6-0 • So.  
Winston-Salem, N.C.



**51**  
**Christina Strother**  
C • 6-2 • Jr.  
Capitol Heights, Md.



**54**  
**Erin Gibson**  
C • 6-2 • Fr.  
Galax, Va.



**Ron  
Esteban**  
Athletic Trainer

# Competition!

The Hokies' 2001-2002 schedule includes some of the most successful women's basketball programs in the nation, including teams in the **BIG EAST Conference** — regarded as one of the **NCAA's top leagues**



*Ieva Kublina on the move against Notre Dame last season.*

## 2001-2002 Virginia Tech Women's Basketball Schedule

Nov.	9	<b>EOS Malbas (Sweden)</b>	7 p.m.
	16	<b>RICHMOND</b>	7 p.m.
	19	<b>OLD DOMINION</b>	7 p.m.
	24	<u>LSU Crawfish Classic</u> (at Baton Rouge, La.)	
		LSU vs. Tennessee-Martin	Noon
		Virginia Tech vs. Northwestern State	2 p.m.
	25	<u>LSU Crawfish Classic</u>	
		Consolation	Noon
		Championship	2 p.m.
	29	at Virginia	7:30 p.m.
Dec.	5	at Pittsburgh*	5:30 p.m.
	8	at Liberty	6 p.m.
	12	at Radford	7 p.m.
	21	at James Madison	7 p.m.
	28	<b>LADY LUCK CLASSIC</b> (at Blacksburg, Va.)	
		Elon vs. Hampton	5 p.m.
		Virginia Tech vs. Gardner-Webb	7 p.m.
	29	<b>LADY LUCK CLASSIC</b>	
		Consolation	5 p.m.
		Championship	7 p.m.
Jan.	3	<b>CLEMSON</b>	7 p.m.
	5	<b>SYRACUSE*</b>	7 p.m.
	9	<b>BOSTON COLLEGE*</b>	7 p.m.
	12	at Georgetown*	4 p.m.
	16	<b>WEST VIRGINIA*</b>	7 p.m.
	19	<b>St. JOHN'S*</b>	2 p.m.
	23	at Syracuse*	7 p.m.
	26	at Notre Dame* (BIG EAST TV)	6 p.m.
	29	<b>CONNECTICUT*</b>	7 p.m.
Feb.	5	<b>MIAMI*</b>	7 p.m.
	10	at Connecticut*	2 p.m.
	13	at Providence*	7 p.m.
	17	<b>SETON HALL* (BIG EAST TV)</b>	2 p.m.
	20	at Miami*	7 p.m.
	23	at Villanova*	2 p.m.
	26	<b>RUTGERS*</b>	7 p.m.
Mar.	2-5	BIG EAST Championship (at Piscataway, N.J.)	

Home games in **BOLD CAPS**

\* Indicates BIG EAST Conference games





Lisa Guarneri



Mollie Owings



The 2001-2002 Virginia Tech Hokies: (front, l to r) head coach Bonnie Henrickson, assistant coach Angie Lee, Lisa Guarneri, Nicole Jones, Sarah Hicks, Mollie Owings, assistant coach Karen Lange, assistant coach Katie Patton; (back) administrative assistant Kyra Elzy, Fran Recchia, Amy Lingenfelder, Davina Simmons, Rayna DuBose, Erin Gibson, Ieva Kublina, Christina Strother, Kacy O'Brien, Chrystal Starling, Emily Lipton, manager Jen Negley and athletic trainer Ron Esteban.