

VIRGINIA TECH

WOMEN'S BASKETBALL



2011 - 2012



VIRGINIA TECH

A UNIVERSITY INVENTING THE FUTURE

Virginia Polytechnic Institute and State University, popularly known as Virginia Tech, has evolved from 132 students and two programs of study at its founding in 1872 into a comprehensive university of national and international prominence. With approximately 31,000 students in Blacksburg and statewide, the university provides a challenging academic environment that produces world-class scholarship. The university is firmly rooted in its motto, *Ut Prosim* (That I May Serve), and its historic land-grant mission of learning, discovery, and engagement.

LEARNING

Virginia Tech's academic excellence attracts high-achieving students. More degree programs – approximately 215 graduate and undergraduate – are available through the university's eight colleges (Agriculture & Life Sciences, Architecture & Urban Studies, Engineering, Liberal Arts & Human Sciences, Natural Resources & Environment, Pamplin Business, Science, and Virginia-Maryland Regional College of Veterinary Medicine) and Graduate School than at any other university in the commonwealth. In addition, 96 percent of all departments offer e-learning courses, including 35 graduate degree and certificate programs.

DISCOVERY

The university's groundbreaking research transforms lives and communities. With annual research expenditures exceeding \$400 million, Virginia Tech ranks in the top 50 research universities in the United States. Boasting more than 100 research centers, the university also consistently ranks among the top institutions in industry-supported research and in the top 15 in the number of patents issued each year. Tech's nationally and internationally recognized faculty and motivated students are involved in thousands of research projects in fields ranging from biotechnology to materials, from the environment and energy to food and human health, and from transportation to computing information and wireless technology. In addition, the Virginia Tech Corporate Research Center nurtures entrepreneurs pursuing new inventions and developments.

ENGAGEMENT

Virginia Tech nurtures a multitude of economic and community development projects not only locally and statewide, but around the world. Many of these efforts focus on education and the dissemination of knowledge to the global society in which we live.

Professionals, organizations, and communities depend on Virginia Tech's vast resources, expertise, and research results through hundreds of continuing and professional education programs and five campus centers located throughout the commonwealth. The university has a long history of providing innovative distance-learning techniques to meet the needs of working adults and other nontraditional students.

The Inn at Virginia Tech and Skelton Conference Center on campus and The Hotel Roanoke & Conference Center in Roanoke, both owned by Virginia Tech, support the university's outreach mission by working with faculty to plan and host conferences and continuing education and professional programs.

Virginia Tech encourages faculty members to develop global course content and study abroad opportunities for students. In 2010-11, more than 2,250 students from more than 100 foreign countries studied at Tech, while 1,200 Virginia Tech students studied abroad.

Virginia Cooperative Extension, operated jointly by Virginia Tech and Virginia State University, has been helping people improve their economic, cultural, and social well being for nearly a century. Extension reaches and teaches millions of Virginians annually.

VIRGINIA TECH

2011-12 WOMEN'S BASKETBALL



Table of Contents

INTRODUCTION

Hahn Hurst Basketball Practice Center	2
Athletic Complex	4
Cassell Coliseum	6
ACC Play	7
Quick Facts	8
2011-12 Schedule	OBC

THE TEAM

Aerial Wilson	10
Alyssa Fenyn	11
Nia Evans	12
Brittini Montgomery	13
Porschia Hadley	14
Monet Tellier	15
Taylor Ayers	16
Latorri Hines-Allen	17
Kerry Sarver	18
Rachel Nichols	18
Larryqua Hall	19
Kelsey Conyers	19
2011-12 Roster	20
2011-12 TV/Radio Roster	21

COACHES & STAFF

Head Coach Dennis Wolff	22
Assistant Coach Billi Godsey	23

Assistant Coach Chantelle Anderson	23
Assistant Coach Thomas Joyce	24
Director of Basketball Operations Bill Old	24

2010-11 IN REVIEW

Season Notes	26
Season Statistics	27
Season Results	28
Game-by-Game Comparison	29
Points-Rebounds-Assists	30

HISTORY & RECORDS

Hokie Hoops History	32
Postseason Appearances	34
Big Victories for Tech	36
Milestone Wins	38
Conference Timeline	39
Individual Records	40
Individual Career Records	41
Team Records	42
Miscellaneous Team Records	43
Single Game Highs	44
Records by Class	45
Year-by-Year Leaders	46
Tech's Top Ten	48
1,000 Point Club	50
All-Time Best in the Cassell	53

Year-by-Year Results	54
All-Time Series Records	58
Year-by-Year vs. 2011-12 Opponents	59
Hilton Garden Classic Results & Honors	60
Letterwinners	62
Tech Hall of Fame Members	62
Honor Roll	63

THE UNIVERSITY

President Charles Steger	66
Principles of Community	66
Director of Athletics Jim Weaver	67
Athletics Management Staff	68
Athletics Department Directory	68
Athletic Fund	71
Hardwood Club	71

STUDENT-ATHLETE SUPPORT

Athletics Office of Student Life	72
Student-Athlete Academic Support Services	73
Athletic Performance	74
Sports Medicine	76
Women's Basketball Alumnae	77
Athletics Communications Staff	78
Keeping Up With the Hokies	79

HAHN HURST BASKETBALL PRACTICE CENTER

Virginia Tech is able to claim perhaps the finest practice facility in major college basketball. The Hahn Hurst Basketball Practice Center affords the Hokies every imaginable convenience needed to build an elite college basketball program.

Since moving into the center in August 2009, this \$21 million facility has given the Hokies the WOW! Factor so needed to compete at the highest level. The 49,000 foot building, which ties together modern, state-of-the-art amenities with the architectural integrity of the beautiful Virginia Tech campus, is a shining beacon to the commitment the university has made to basketball.

From the moment you walk through the front doors, you are engulfed with the magnitude of this beautiful facility. The two-story front lobby

is a testament to the history and future promise of the Virginia Tech basketball program. From the large graphics to the various memorabilia, this area is awash with images of the greatest players in Hokie history.

The main feature of the building is the two-court, 16,609-square-foot practice gym. Spacious and convenient, the gym is equipped with a soft-wall that can be lowered to divide the courts to allow both the men's and the women's team to practice at the same time. The courts are exact replicas of the main court in Cassell Coliseum, allowing the team to practice on the same surface on which they will play.

The office suites on the second floor features five large offices for the assistants, a conference room and a huge office for the head coach. A

view of the practice courts is available from the head coach's office, the large reception area and the connecting balcony.


Behind a secured entrance, the facility offers every imaginable feature needed to build a program. The spacious weight room has the full range of free weights, machines, treadmills, ellipticals and other equipment – all with a panoramic view of the practice courts.


Adjacent to the weight room is the modern, fully-equipped training room. This area features two examination rooms, a taping area and hot and cold immersion tubs. A state-of-the-art Alter G rehab machine also inhabits this area. The sports medicine staff can handle all aspects of treatment and rehabilitation of injuries from this room.

Across the hall is the equipment room, completely stocked with the finest gear offered by Nike. This area also opens out into the parking lot, where the team begins its travel just steps from the locker room.

Speaking of the locker room, the Hokies boast the finest around. The fully-appointed lounge area is outfitted with a sound system, 62" flat screen television, refrigerator and computer workstations. The complex also features a classroom with video and dry-erase boards, perfect for various forms of instructions and team meetings. The locker room itself is spacious, with video screens and large individual lockers with extra storage space.


Immediately behind the practice gym is a large patio area. This area is used for social events and tailgating functions.





TECH'S ATHLETIC COMPLEX ONE OF NATION'S BEST







CASSELL COLISEUM: TECH'S



HOME COURT ADVANTAGE



TECH'S RECORD IN CASSELL

Season	Record	88-89.....	10-2	01-02.....	15-2
76-77.....	4-3	89-90.....	8-5	02-03.....	13-1
77-78.....	4-6	90-91.....	8-5	03-04.....	13-3
78-79.....	7-7	91-92.....	5-5	04-05.....	10-3
79-80.....	8-6	92-93.....	13-1	05-06.....	9-4
80-81.....	7-1	93-94.....	13-1	06-07.....	10-7
81-82.....	8-5	94-95.....	11-2	07-08.....	11-6
82-83.....	7-1	95-96.....	9-5	08-09.....	9-7
83-84.....	9-4	96-97.....	5-8	09-10.....	12-5
84-85.....	9-4	97-98.....	10-3	10-11.....	9-8
85-86.....	10-4	98-99.....	18-0		
86-87.....	9-3	99-00.....	10-6	Total	330-143
87-88.....	4-7	00-01.....	12-3		<i>(.704 overall)</i>

"Cassell Coliseum is one of the toughest places for a visiting team to play in the country. Hokie basketball fans have shown true support throughout the team's existence."

- Head Coach, Dennis Wolff



AT A GLANCE

Quick Facts

GENERAL INFORMATION

Location: _____ Blacksburg, VA 24061
Founded: _____ 1872
Enrollment: _____ 31,000+
Nickname: _____ Hokies
Mascot: _____ The HokieBird
School Colors: _____ Chicago Maroon (PMS 208) &
Burnt Orange (PMS 158)
Arena/Gym Name: _____ Cassell Coliseum
Capacity: _____ 9,847
Affiliation: _____ NCAA Division I
Conference: _____ Atlantic Coast
President: _____ Dr. Charles Steger
Alma Mater, Year: _____ Virginia Tech, 1969
Athletics Director: _____ Jim Weaver
Alma Mater, Year: _____ Penn State, 1967
Athletics Department Phone: _____ (540) 231-6796

WOMEN'S BASKETBALL HISTORY

First Year Of Basketball: _____ 1976-77
All-Time Record: _____ 561-453
Appearances in NCAA Tournament/Last: _____ 9/2006
All-Time NCAA Record: _____ 8-9
Last NCAA Tournament Opponent: _____ Connecticut
Result: _____ 56-79 loss in Second Round
Appearances in WNIT Tournament/Last: _____ 3/2007
All-Time WNIT Record: _____ 5-3
Last WNIT Tournament Opponent: _____ Auburn
Result: _____ 81-73 loss in Sweet 16

TEAM INFORMATION

2010-11 Record: _____ 11-19
2010-11 Conference Record/Finish: _____ 1-13/12th
2011 Postseason: _____ None
Highest 2010-2011 Ranking: _____ None
Starters Returning/Lost: _____ 2/3
Letterwinners Returning/Lost: _____ 8/4
Newcomers: _____ 4

WOMEN'S BASKETBALL STAFF

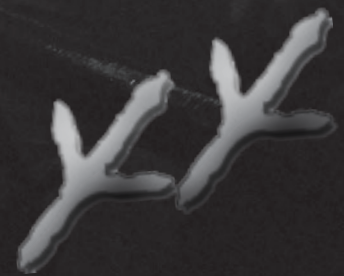
Head Coach: _____ Dennis Wolff
Alma Mater, Year: _____ Connecticut, '78
Record at School (years): _____ First year
Career Record (years): _____ 277-215 (18th year)
Basketball Office Phone: _____ (540) 231-4998
Best Time/Day to Reach Coach: _____ Through AC Office
Assistant Coaches: _____ Billie Godsey (Hofstra, '03)
Chantelle Anderson (Vanderbilt, '03)
Thomas Joyce (Boston College, '00)
Director of Basketball Operations: _____ Bill Old (Randolph-Macon, '94)
Athletic Trainer: _____ Amy Kungonis (Charleston, '98)
Strength & Conditioning: _____ Terrance Vinson





MEET THE HOKIES

EIGHT RETURNERS AND FOUR NEWCOMERS MAKE UP THE HOKIES' TEAM THIS YEAR. THEY ARE READY TO FACE THE 2011-12 SCHEDULE.



PLAYER PROFILES

WILSON AT-A-GLANCE

PERSONAL

FULL NAME

Aeriel Monae' Wilson

BIRTHDAY

April 26, 1991

MAJOR

Human Development

CAREER HIGHS

POINTS

14 at Minnesota (12-2-10)

REBOUNDS

6 vs. Wofford (11-14-10)

ASSISTS

8 vs. Alcorn State (12-29-10)

BLOCKS

N/A

STEALS

5 (2x) last at Wake Forest (1-13-11)

FIELD GOALS

6 at Minnesota (12-2-10)

FIELD GOAL ATT.

14 vs. Iowa (11-26-10)

3-POINT FIELD GOALS

2 (2x) last vs. Wake Forest (2-6-11)

3-POINT FIELD GOAL ATT.

5 vs. Miami (1-9-11)

FREE THROWS

7 vs. Radford (12-21-10)

FREE THROW ATT.

10 vs. Radford (12-21-10)

MINUTES PLAYED

30 at Wake Forest (1-13-11)

3

AERIEL WILSON

G • 5-8 • Jr. • 2L

Cocoa, Fla. • Rockledge H.S.

SOPHOMORE (2010-11)

Played in all 30 games with five starts • Tossed in 11 points and tied a career-high with four assists against No. 20 Iowa in the Caribbean Challenge • Set another career-high with 14 points at Minnesota in the ACC/Big Ten Challenge • Had nine points at William & Mary • Tied a career-high five steals against Radford • Had a career-high eight assists versus Alcorn State in the Hilton Garden Hokie Classic • Scored eight points and handed out four assists against Miami • Had nine points and tied a career high with five steals in first collegiate start at Wake Forest • Tied a career high with two treys against Wake Forest • Scored eight points with five rebounds and three steals versus NC State.

FRESHMAN (2009-10)

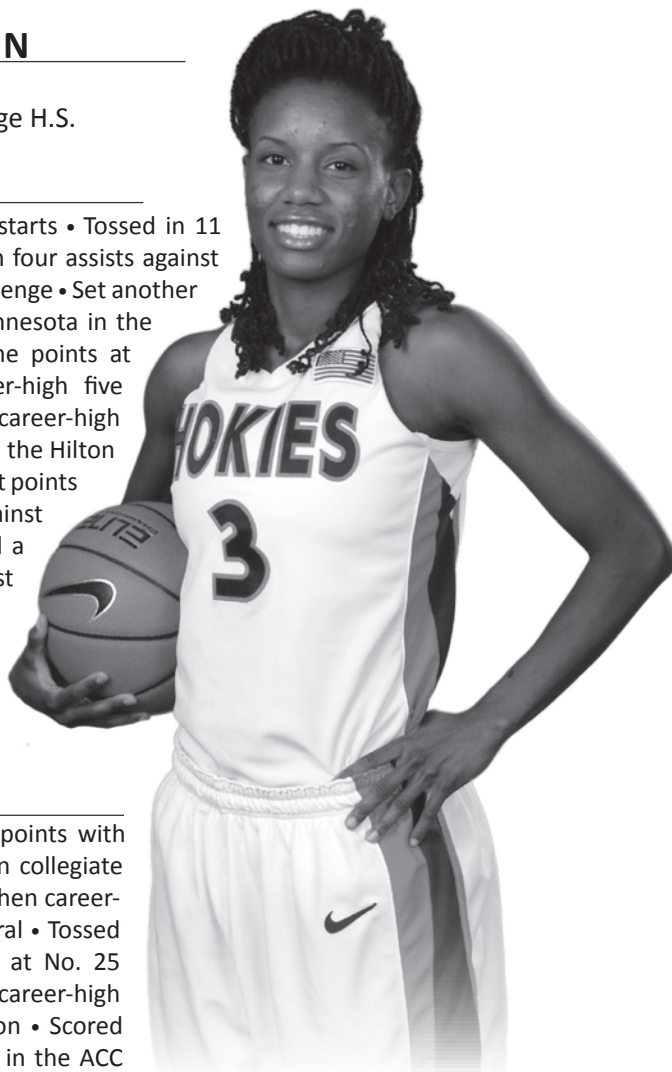
Played in 25 games • Scored six points with three rebounds and two assists in collegiate debut against Longwood • Had a then career-high nine points against NC Central • Tossed in eight points, including a trey, at No. 25 Georgia Tech • Handed out a career-high four assists against George Mason • Scored five points versus Boston College in the ACC Tournament.

PRIOR TO VIRGINIA TECH

Named the Florida 4A Player of the Year after leading the state in scoring for all divisions, averaging 31.2 points per game for coach James Brown at Rockledge High School • A finalist for 2009 Florida's Miss Basketball • Scored 2,209 career points • Was second in the state in scoring her junior season • As a junior, scored 33 points with nine steals, six rebounds and five assists in the semifinals of the Florida State Tournament.

PERSONAL

Aeriel Monae' Wilson • Born 4/26/91 in Cocoa, Florida • Right-handed • Daughter of Latice Wilson • Has one sister, KK and one brother, Zay • Enrolled in human development.



WILSON'S CAREER TOTALS • OVERALL

Year	GP	GS	Min	Avg	FG	FGA	Pct	3pt FGs			FT	FTA	Pct	Rebounds				PF	FO	A	TO	Blk	Stl	Pts	Avg
								FG	FGA	Pct				Off	Def	Tot	Avg								
2009-10	25	0	256	10.2	21	70	.300	4	18	.222	17	26	.654	8	9	17	0.7	27	0	15	33	0	6	63	2.5
2010-11	30	5	567	18.9	54	169	.320	11	46	.239	27	50	.540	14	33	47	1.6	39	0	52	60	0	31	146	4.9
TOTAL	55	5	823	15.0	75	239	.314	15	64	.234	44	76	.579	22	42	64	1.2	66	0	67	93	0	37	209	3.8

WILSON'S CAREER TOTALS • ACC ONLY

Year	GP	GS	Min	Avg	FG	FGA	Pct	3pt FGs			FT	FTA	Pct	Rebounds				PF	FO	A	TO	Blk	Stl	Pts	Avg
								FG	FGA	Pct				Off	Def	Tot	Avg								
2009-10	11	0	104	9.5	7	24	.292	1	4	.250	4	6	.667	2	3	5	0.5	9	0	3	14	0	0	19	1.7
2010-11	14	4	270	19.3	22	73	.301	5	25	.200	2	8	.250	9	14	23	1.6	18	0	16	26	0	15	51	3.6
TOTAL	25	4	374	15.0	29	97	.299	6	29	.207	6	14	.429	11	17	28	1.1	27	0	19	40	0	15	70	2.8

**FENYN
AT-A-GLANCE**

PERSONAL

FULL NAME
Alyssa Fenyn

BIRTHDAY
February 23, 1991

MAJOR
Business Marketing

CAREER HIGHS

POINTS
17 (3x) last vs. Virginia (2-27-11)

REBOUNDS
10 at William & Mary (12-18-10)

ASSISTS
8 vs. Wofford (11-14-10)

BLOCKS
2 at Miami (1-24-10)

STEALS
5 vs. Wofford (11-14-10)

FIELD GOALS
6 (4x) last vs. Robert Morris (12-11-10)

FIELD GOAL ATT.
14 (2x) last vs. Vanderbilt (12-30-10)

3-POINT FIELD GOALS
2 (4x) last vs. Virginia (2-27-11)

3-POINT FIELD GOAL ATT.
6 vs. Virginia (2-27-11)

FREE THROWS
6 (2x) last vs. Wake Forest (2-6-11)

FREE THROW ATT.
10 vs. UAB (12-19-09)

MINUTES PLAYED
38 vs. UAB (12-19-09)

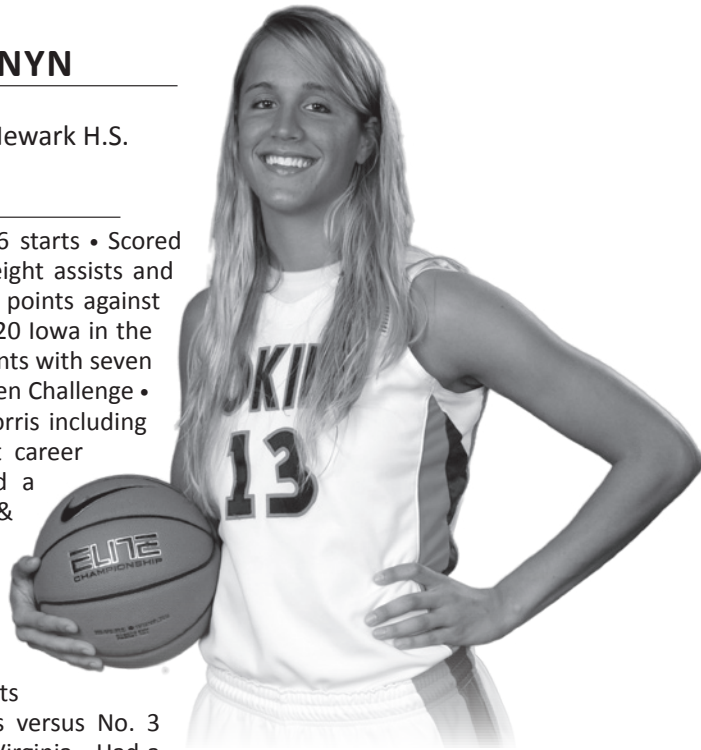
13

ALYSSA FENYN

G • 6-0 • Jr. • 2L
Newark, N.Y. • Newark H.S.

SOPHOMORE (2010-11)

Saw action in all 30 games with 26 starts • Scored 10 points and set career highs of eight assists and five steals versus Wofford • Had 15 points against Elon • Had eight points against No. 20 Iowa in the Caribbean Challenge • Scored 12 points with seven rebounds at Minnesota in ACC/Big Ten Challenge • Scored 15 points against Robert Morris including a career-high two treys • Had first career double-double with 10 points and a career-high 10 rebounds at William & Mary • Pulled down eight rebounds against Radford • Scored 14 points, all in the second half, against Vanderbilt in the Hilton Garden Hokie Classic Championship game • Scored 10 points with five assists against Miami • Scored nine points versus No. 3 Duke • Led team with 12 points at Virginia • Had a career-high 17 points versus No. 25 Georgia Tech • Tossed in 11 points at No. 15/14 North Carolina • Scored 16 points with four rebounds and four assists at Boston College • Tied career high with 17 points against Wake Forest • Had 11 points and eight rebounds versus Longwood • Tied career high again with 17 points against Virginia.



FRESHMAN (2009-10)

Played in 30 games with 22 starts • Named to the St. John's-Chartwells All-tournament team • Third on the team in scoring and fourth in rebounds • Impressive collegiate debut with 15 points, six rebounds and two steals against Longwood • Set a then career high with nine rebounds versus UAB • Credited with a then career-high five assists versus No. 10 North Carolina • ACC Women's Basketball All-Academic team • ACC Academic Honor Roll.

PRIOR TO VIRGINIA TECH

Ranked as the No. 103 prospect nationally by Blue Star Basketball • A three-time All-State first-team performer for coach Diane Kirnie at Newark High School where she led her team to the 2009 New York State Championship • Named state tournament Most Valuable Player after scoring 29 points with 10 rebounds and four steals in the title game • Also named Region MVP • A varsity starter since the eighth grade and holds the school record with 2,499 career points • Surpassed the 1,000-point mark during her sophomore season • Two-time Street and Smith's Sporting News Honorable Mention All-American • 2008-09 McDonald's All-American nominee • Versatile athlete who holds the school's women's soccer record for points, goals and assists.

PERSONAL

Alyssa Fenyn • Born 2/23/91 in Canandaigua, N.Y. • Right-handed • Daughter of Ed and Mary Ann Fenyn • Has one brother, Adrian and one sister, Ashley • Earned two letters in high school lacrosse • Enrolled in business marketing.

FENYN'S CAREER TOTALS • OVERALL

Year	GP	GS	Min	Avg	FG			3pt FGs			FT			Rebounds			PF	FO	A	TO	Blk	Stl	Pts	Avg	
					FG	FGA	Pct	FG	FGA	Pct	FT	FTA	Pct	Off	Def	Tot									Avg
2009-10	30	22	734	24.5	90	226	.398	1	15	.067	44	79	.557	51	78	129	4.3	51	0	48	51	5	29	225	7.5
2010-11	30	26	842	28.1	104	244	.426	20	66	.303	53	73	.726	33	76	109	3.6	35	0	67	74	4	35	281	9.4
TOTAL	60	48	1576	26.3	194	470	.413	21	81	.259	97	152	.638	84	154	238	4.0	86	0	115	125	9	64	506	8.4

FENYN'S CAREER TOTALS • ACC ONLY

Year	GP	GS	Min	Avg	FG			3pt FGs			FT			Rebounds			PF	FO	A	TO	Blk	Stl	Pts	Avg	
					FG	FGA	Pct	FG	FGA	Pct	FT	FTA	Pct	Off	Def	Tot									Avg
2009-10	14	8	324	23.1	30	92	.326	0	7	.000	18	29	.621	16	26	42	3.0	25	0	26	25	4	14	78	5.6
2010-11	14	13	408	29.1	47	113	.416	13	38	.342	33	39	.846	10	31	41	2.9	17	0	31	40	2	11	140	10.0
TOTAL	28	21	732	26.1	77	205	.376	13	45	.289	51	68	.750	26	57	83	3.0	42	0	57	65	6	25	218	7.8

PLAYER PROFILES

EVANS ATA-GLANCE

PERSONAL

FULL NAME
Nia T. Evans

BIRTHDAY
January 1, 1992

MAJOR
University Studies

CAREER HIGHS

POINTS
16 vs. Radford (12-21-10)

REBOUNDS
12 vs. Radford (12-21-10)

ASSISTS
2 (2x) last at Clemson (2-14-11)

BLOCKS
3 (2x) last vs. Longwood (2-10-11)

STEALS
3 (2x) last vs. Radford (12-21-10)

FIELD GOALS
7 vs. Radford (12-21-10)

FIELD GOAL ATT.
13 vs. Radford (12-21-10)

3-POINT FIELD GOALS
N/A

3-POINT FIELD GOAL ATT.
N/A

FREE THROWS
5 at William & Mary (12-18-10)

FREE THROW ATT.
10 at William & Mary (12-18-10)

MINUTES PLAYED
29 vs. Presbyterian (11-12-10)

20

NIA EVANS

F • 6-0 • So. • 1L
Decatur, Ga. • Redan H.S.

FRESHMAN (2010-11)


Played in 30 games with 12 starts • Scored a game-high 14 points in collegiate debut versus Presbyterian • Tossed in 10 points against Wofford • Had seven points, six rebounds, two steals and a block versus Elon • Tallied 11 points with seven rebounds and two steals versus Winthrop • Pulled down eight rebounds at William & Mary • Recorded first career double-double with career highs of 16 points and 12 rebounds against Radford • Credited with three blocks at Charlotte • Scored 10 points and tied career high with three blocks against Longwood.

PRIOR TO VIRGINIA TECH

A McDonald's All-America nominee • Rated as the No. 97 prospect nationally and No. 19 among forwards following her junior season • She averaged 13.3 points, 9.8 rebounds, 1.9 steals and 1.9 blocks as a senior at Redan High School, where she led her team to a 58-1 record combined record her junior and senior seasons • Helped Redan to the 2009 5A State Championship • Played in both the Georgia North-South All-star and Georgia-Florida All-star games • Scored over 1,100 points and pulled down over 750 rebounds in her career • Selected to the 2010 Jackie Bradford All-Metro team • Was the Crescent Bank Invitational MVP • A first-team All-Region and a second-team All-State selection as a junior.

PERSONAL

Nia T. Evans • Born 1/3/92 in Wilmington, N.C. • Right-handed • Daughter of Warren and Treba Evans • Enrolled in university studies.



EVAN'S CAREER TOTALS • OVERALL

Year	GP	GS	Min	Avg	FG	FGA	Pct	3pt FGs			FT	FTA	Pct	Rebounds				PF	FO	A	TO	Blk	Stl	Pts	Avg
								FG	FGA	Pct				Off	Def	Tot	Avg								
2010-11	30	12	465	15.5	58	122	.475	0	0	.000	25	40	.625	50	45	95	3.2	82	3	12	47	18	21	141	4.7
TOTAL	30	12	465	15.5	58	122	.475	0	0	.000	25	40	.625	50	45	95	3.2	82	3	12	47	18	21	141	4.7

EVAN'S CAREER TOTALS • ACC ONLY

Year	GP	GS	Min	Avg	FG	FGA	Pct	3pt FGs			FT	FTA	Pct	Rebounds				PF	FO	A	TO	Blk	Stl	Pts	Avg
								FG	FGA	Pct				Off	Def	Tot	Avg								
2010-11	14	3	180	12.9	14	37	.378	0	0	.000	9	10	.900	15	16	31	2.2	36	1	5	24	3	6	37	2.6
TOTAL	14	3	180	12.9	14	37	.378	0	0	.000	9	10	.900	15	16	31	2.2	36	1	5	24	3	6	37	2.6

**MONTGOMERY
AT-A-GLANCE**

PERSONAL

FULL NAME

Brittini Montgomery

BIRTHDAY

March 22, 1992

MAJOR

University Studies

CAREER HIGHS

POINTS

6 (2x) last vs. Georgia Tech (1-27-11)

REBOUNDS

10 at Minnesota (12-2-10)

ASSISTS

2 at North Carolina (1-30-11)

BLOCKS

3 vs. Florida State (1-6-11)

STEALS

1 (5x) last vs. Georgia Tech (3-3-11)

FIELD GOALS

3 (2x) last vs. Georgia Tech (1-27-11)

FIELD GOAL ATT.

4 (3x) last vs. Georgia Tech (3-3-11)

3-POINT FIELD GOALS

N/A

3-POINT FIELD GOAL ATT.

N/A

FREE THROWS

1 vs. Georgia Tech (3-3-11)

FREE THROW ATT.

2 (2x) last v. Georgia Tech (3-3-11)

MINUTES PLAYED

20 (2x) last vs. Georgia Tech (1-27-11)

21

BRITTONI MONTGOMERY

F • 6-3 • So. • 1L

Ft. Pierce, Fla. • Ft. Pierce Central H.S.

FRESHMAN (2010-11)


Saw action in 20 games • Scored four points with four rebounds in collegiate debut versus Wofford • Pulled down 10 rebounds at Minnesota in the ACC/Big Ten Challenge • Had a career-high three blocks against No. 24/19 Florida State • Scored six points versus No. 25 Georgia Tech • Pulled down five rebounds at No. 15/14 North Carolina • Had five points and four rebounds versus Georgia Tech in the ACC Tournament First Round.

PRIOR TO VIRGINIA TECH

A McDonald's All-America nominee • Rated No. 31 among power forwards nationally as a junior • Averaged 15 points and 14 rebounds senior season for coach Sophia Wheatherspoon at Ft. Pierce Central High School • Three-time Palm Beach All-Area selection • Scored over 1,000 points with over 1,000 rebounds in her career.

PERSONAL

Brittini Montgomery • Born 3/22/92 in Durham, N.C. • Right-handed • Daughter of Efrem and Glenda Montgomery • Enrolled in university studies.



MONTGOMERY'S CAREER TOTALS • OVERALL

Year	GP	GS	Min	Avg	FG	FGA	Pct	3pt FGs			FT	FTA	Pct	Rebounds				PF	FO	A	TO	Blk	Stl	Pts	Avg
								FG	FGA	Pct				Off	Def	Tot	Avg								
2010-11	20	0	176	8.8	22	35	.629	0	0	.000	1	4	.250	22	27	49	2.5	34	1	5	18	6	5	45	2.3
TOTAL	20	0	176	8.8	22	35	.629	0	0	.000	1	4	.250	22	27	49	2.5	34	1	5	18	6	5	45	2.3

MONTGOMERY'S CAREER TOTALS • ACC ONLY

Year	GP	GS	Min	Avg	FG	FGA	Pct	3pt FGs			FT	FTA	Pct	Rebounds				PF	FO	A	TO	Blk	Stl	Pts	Avg
								FG	FGA	Pct				Off	Def	Tot	Avg								
2010-11	9	0	99	11.0	8	14	.571	0	0	.000	0	2	.000	9	11	20	2.2	18	0	4	10	6	2	16	1.8
TOTAL	9	0	99	11.0	8	14	.571	0	0	.000	0	2	.000	9	11	20	2.2	18	0	4	10	6	2	16	1.8

**HADLEY
ATA-GLANCE**

PERSONAL

FULL NAME

Porschia Jemeese Hadley

BIRTHDAY

March 2, 1991

MAJOR

Psychology

CAREER HIGHS

POINTS

15 (2x) last at Florida State (2-18-10)

REBOUNDS

10 vs. N.C. Central (12-6-09)

ASSISTS

1 (5x) last vs. Fla. Gulf Coast (12-25-10)

BLOCKS

4 vs. North Carolina (1-14-10)

STEALS

1 (4x) last vs. Elon (11-18-10)

FIELD GOALS

7 at Florida State (2-18-10)

FIELD GOAL ATT.

12 vs. N.C. Central (12-6-09)

3-POINT FIELD GOALS

N/A

3-POINT FIELD GOAL ATT.

N/A

FREE THROWS

5 vs. VCU (11-21-10)

FREE THROW ATT.

7 vs. VCU (11-21-10)

MINUTES PLAYED

25 vs. VCU (11-21-10)

22

PORSCHIA HADLEY

F/C • 6-3 • r-So. • 1L

Montezuma, Ga. • Macon County H.S.

TRUE SOPHOMORE (2010-11)

Suffered an ACL tear in her right knee during Dec. 9 practice and missed the remainder of the season • Pulled down four rebounds in season-opening win versus Presbyterian • Had four points and five rebounds against Wofford • Scored four points with three rebounds, two blocks and a steal versus Elon • Had nine points, six rebounds and two blocks against VCU • Scored nine points with seven rebounds and two blocks versus Florida Gulf Coast in the Caribbean Challenge • Pulled down eight rebounds against No. 20 Iowa in the Caribbean Challenge.

FRESHMAN (2009-10)

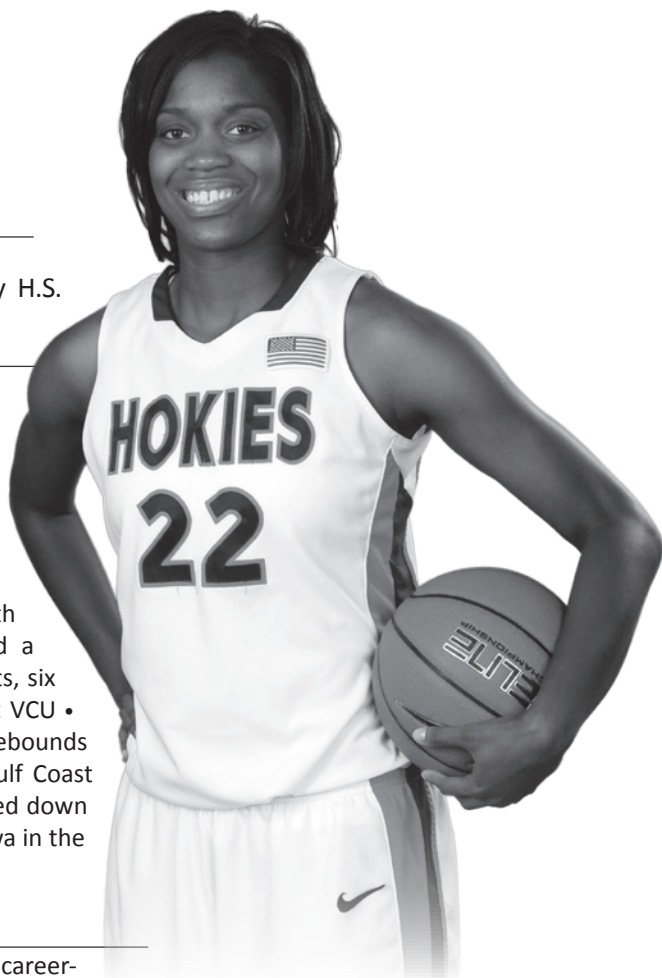
Played in 28 games • Scored a career-high 15 points at No. 10 Florida State • Credited with a career-high 10 rebounds and tallied 15 points versus North Carolina Central • Collected four blocks against No. 10 North Carolina • Had first collegiate double-double versus North Carolina Central.

PRIOR TO VIRGINIA TECH

Averaged 17 points and 14 rebounds during her senior season for coach Charlotte Nicholson at Macon County High School • Rated as the No. 52 prospect nationally by Blue Star Basketball • A four-time Georgia AA All-State first-team selection • A Street & Smith's Sporting News Honorable Mention All-American • Four-time Atlanta Journal-Constitution All-State selection • Pulled down a record-setting 33 rebounds in one game during her junior season • Played AAU for the Georgia Metros.

PERSONAL

Porschia Jemeese Hadley • Born 3/2/91 in Marietta, Ga. • Left-handed • Daughter of Kathy Hadley • Enrolled in psychology.



HADLEY'S CAREER TOTALS • OVERALL

Year	GP	GS	Min	Avg	FG			3pt FGs			FT			Rebounds				PF	FO	A	TO	Blk	Stl	Pts	Avg
					FGA	Pct	FG	FGA	Pct	FT	FTA	Pct	Off	Def	Tot	Avg									
2009-10	28	0	350	12.5	52	105	.495	0	0	.000	19	31	.613	28	53	81	2.9	35	0	4	25	15	3	123	4.4
2010-11	8	6	133	16.6	10	35	.286	0	0	.000	12	17	.706	14	25	39	4.9	15	0	1	12	8	1	32	4.0
TOTAL	36	6	483	13.4	62	140	.443	0	0	.000	31	48	.646	42	78	120	3.3	50	0	5	37	23	4	155	4.3

HADLEY'S CAREER TOTALS • ACC ONLY

Year	GP	GS	Min	Avg	FG			3pt FGs			FT			Rebounds				PF	FO	A	TO	Blk	Stl	Pts	Avg
					FGA	Pct	FG	FGA	Pct	FT	FTA	Pct	Off	Def	Tot	Avg									
2009-10	12	0	151	12.6	18	38	.474	0	0	.000	6	8	.750	8	14	22	1.8	12	0	3	6	9	0	42	3.5
TOTAL	12	0	151	12.6	18	38	.474	0	0	.000	6	8	.750	8	14	22	1.8	12	0	3	6	9	0	42	3.5

**TELLIER
AT-A-GLANCE**

PERSONAL

FULL NAME

Monet Tellier

BIRTHDAY

November 27, 1992

MAJOR

University Studies

CAREER HIGHS

POINTS

23 (2x) last vs. N.C. State (2-17-11)

REBOUNDS

10 (3x) last at Wake Forest (1-13-11)

ASSISTS

4 (3x) last at Charlotte (1-2-11)

BLOCKS

2 vs. Longwood (2-10-11)

STEALS

4 vs. Radford (12-21-10)

FIELD GOALS

9 vs. Vanderbilt (12-30-10)

FIELD GOAL ATT.

16 vs. N.C. State (2-17-11)

3-POINT FIELD GOALS

2 (4x) last vs. N.C. State (2-17-11)

3-POINT FIELD GOAL ATT.

4 (2x) last vs. Florida State (1-6-11)

FREE THROWS

5 (3x) last at Maryland (2-24-11)

FREE THROW ATT.

8 (2x) last at Maryland (2-24-11)

MINUTES PLAYED

40 at William & Mary (12-18-10)

31

MONET TELLIER

G • 5-11 • So. • 1L

Charlotte, N.C. • East Mecklenberg H.S.

FRESHMAN (2010-11)

Played in all 30 games with

16 starts • Named ACC

Rookie of the Week

on Dec. 20 • Hilton

Garden Hokie Clas-

sic Most Valuable

Player • Tallied six

points with four re-

bounds, two steals

and one block in col-

legiate debut against

Presbyterian • Led team with

11 points versus Wofford • Had five points, three re-

bounds, three assists and two steals against Florida

Gulf Coast in the Caribbean Challenge • Had eight

points and two steals versus Winthrop • Scored six

points with four rebounds, four assists and two steals

against Robert Morris • Had first collegiate double-

double with 14 points and 10 rebounds at William

& Mary • Scored 17 points with a career-high four

steals against Radford • Tossed in 12 points versus

Alcorn State in the Hilton Garden Hokie Classic

• Had a career-high 23 points against Vanderbilt

in the Hilton Garden Hokie Classic Championship

game • Recorded second career double-double with 13 points and 10 rebounds at Charlotte •

Scored 11 points against No. 24/19 Florida State • Had third career double-double at Wake Forest

with 11 points and 10 rebounds

☐ Pulled down seven rebounds against No. 3 Duke • Scored nine points with five rebounds, two

blocks and two assists against Longwood • Had 12 points at Clemson • Tied a career high with 23

points, including 21 in the second half, versus NC State • Scored 17 straight points in the second

half against the Wolfpack • Had nine points at No. 15/17 Maryland.

PRIOR TO VIRGINIA TECH

Rated as the No. 54 prospect nationally and No. 14 among shooting guards as a junior • Four-

time All-Southwestern Conference selection • Two-time member of All-District 9 team • NCBCA

2010 State Player of the Year • Averaged 17.6 points, 10 rebounds and 4.4 steals last season

for coach Bradyn Monismith at East Mecklenburg High School • Led team to a 28-3 record •

East Mecklenburg's all-time career scoring, rebounding and steals leader • Led team to two


conference and two sectional titles in her career • Was a member of the National Adidas Candace

Parker team that traveled to Japan in Summer 2009.

PERSONAL

Monet Tellier • Born 11/27/92 in Willimantic, Connecticut • Right-handed • Daughter of Amy

Tellier • Enrolled in university studies.



TELLIER'S CAREER TOTALS • OVERALL

Year	GP	GS	Min	Avg	FG	FGA	Pct	3pt FGs			FT	FTA	Pct	Rebounds				PF	FO	A	TO	Blk	Stl	Pts	Avg
								FG	FGA	Pct				Off	Def	Tot	Avg								
2010-11	30	16	759	25.3	88	231	.381	13	41	.317	51	84	.607	40	84	124	4.1	40	0	52	102	7	41	240	8.0
TOTAL	30	16	759	25.3	88	231	.381	13	41	.317	51	84	.607	40	84	124	4.1	40	0	52	102	7	41	240	8.0

TELLIER'S CAREER TOTALS • ACC ONLY

Year	GP	GS	Min	Avg	FG	FGA	Pct	3pt FGs			FT	FTA	Pct	Rebounds				PF	FO	A	TO	Blk	Stl	Pts	Avg
								FG	FGA	Pct				Off	Def	Tot	Avg								
2010-11	14	7	354	25.3	30	104	.288	4	19	.211	27	50	.540	23	35	58	4.1	18	0	18	46	0	17	91	6.5
TOTAL	14	7	354	25.3	30	104	.288	4	19	.211	27	50	.540	23	35	58	4.1	18	0	18	46	0	17	91	6.5

32



**AYERS
AT-A-GLANCE**

PERSONAL

FULL NAME

Taylor Noelle Ayers

BIRTHDAY

December 15, 1990

MAJOR

Human Development

CAREER HIGHS

POINTS

14 vs. VCU (11-21-10)

REBOUNDS

9 (3x) last vs. Winthrop (12-5-10)

ASSISTS

3 vs. Alcorn State (12-29-10)

BLOCKS

3 (2x) last vs. Alcorn State (12-29-10)

STEALS

1 (12x) last vs. Virginia (2-27-11)

FIELD GOALS

6 vs. VCU (11-21-10)

FIELD GOAL ATT.

13 vs. Elon (11-18-10)

3-POINT FIELD GOALS

N/A

3-POINT FIELD GOAL ATT.

1 (2x) last vs. Georgia Tech (3-3-11)

FREE THROWS

4 at Miami (1-24-10)

FREE THROW ATT.

6 vs. VCU (11-21-10)

MINUTES PLAYED

28 (2x) last vs. Virginia (2-27-11)

TAYLOR AYERS

C • 6-2 • Jr. • 2L

Augusta, Ga. • Laney H.S.

SOPHOMORE (2010-11)

Played in 28 games with three starts • Had a career-high 10 points against Wofford • Tallied eight points with a career-high nine rebounds versus Elon • Had career highs of 14 points and three blocks with a career-high tying nine rebounds against VCU • Had eight points and seven rebounds against No. 20 Iowa in the Caribbean Challenge • Pulled down nine rebounds versus Winthrop • Pulled down eight rebounds in her first collegiate start against Robert Morris • Handed out a career-high three assists and tied a career high with three blocks versus Alcorn State in the Hilton Garden Hokie Classic • In her second career start, had seven points and seven rebounds at No. 15/17 Maryland.

FRESHMAN (2009-10)

Saw action in 19 games • Scored a season-high five points at No. 25 Georgia Tech • Pulled down five rebounds versus George Mason • Credited with two blocks against Maryland.

PRIOR TO VIRGINIA TECH

Averaged 21 points and 14 rebounds during her senior season for coach Otis Smart at Laney High School • The Region AA Player of the Year • Named first team All-State • Selected to the Richmond County All-Academic team • Named to the 2008 Myrtle Beach All-Tournament team.

PERSONAL

Taylor Noelle Ayers • Born 12/15/90 in Augusta, Ga. • Right-handed • Daughter of Patricia Rawls Safford, Ricky Safford and Thomas Ayers • Has one brother, Domonik Rawls, and one sister, Rashay Rawls, who played basketball at Georgia State • Enrolled in human development, minoring in psychology.

AYERS' CAREER TOTALS • OVERALL

Year	GP	GS	Min	Avg	FG	FGA	Pct	3pt FGs			FT	FTA	Pct	Rebounds				PF	FO	A	TO	Blk	Stl	Pts	Avg
								FG	FGA	Pct				Off	Def	Tot	Avg								
2009-10	19	0	112	5.9	11	30	.367	0	0	.000	7	12	.583	12	22	34	1.8	20	0	2	14	6	2	29	1.5
2010-11	28	3	392	14.0	46	132	.348	0	2	.000	23	34	.676	50	61	111	4.0	55	1	10	25	21	10	115	4.1
TOTAL	47	3	504	10.7	57	162	.352	0	2	.000	30	46	.652	62	83	145	3.1	75	1	12	39	27	12	144	3.1

AYERS' CAREER TOTALS • ACC ONLY

Year	GP	GS	Min	Avg	FG	FGA	Pct	3pt FGs			FT	FTA	Pct	Rebounds				PF	FO	A	TO	Blk	Stl	Pts	Avg
								FG	FGA	Pct				Off	Def	Tot	Avg								
2009-10	6	0	43	7.2	3	9	.333	0	0	.000	6	10	.600	1	6	7	1.2	9	0	1	5	2	2	12	2.0
2010-11	12	1	145	12.1	16	52	.308	0	1	.000	11	13	.846	19	11	30	2.5	28	1	1	9	6	5	43	3.6
TOTAL	18	1	188	10.4	19	61	.311	0	1	.000	17	23	.739	20	17	37	2.1	37	1	2	14	8	7	55	3.1

**HINES-ALLEN
AT-A-GLANCE**

PERSONAL

FULL NAME
LaTorri Hines-Allen

BIRTHDAY
July 22, 1992

MAJOR
University Studies

CAREER HIGHS

POINTS
10 (2x) last vs. Virginia (2-27-11)

REBOUNDS
5 (4x) last Virginia (2-27-11)

ASSISTS
2 vs. Duke (1-16-11)

BLOCKS
2 (3X) last vs. Longwood (2-10-11)

STEALS
1 (3x) last vs. N.C. State (2-17-11)

FIELD GOALS
5 vs. Virginia (2-27-11)

FIELD GOAL ATT.
7 (3x) last vs. Virginia (2-27-11)

3-POINT FIELD GOALS
N/A


3-POINT FIELD GOAL ATT.
N/A

FREE THROWS
4 (2x) last at Virginia (1-23-11)

FREE THROW ATT.
6 at William & Mary (12-18-10)

MINUTES PLAYED
25 vs. Duke (1-16-11)

43



LATORRI HINES-ALLEN

F • 6-1 • So. • 1L
Montclair, N.J. • Montclair H.S.

FRESHMAN (2010-11)

Saw action in 23 games with one start • Scored eight points in collegiate debut against Wofford • Had nine points with two blocks and an assist versus Robert Morris • Scored 10 points at William & Mary • Tallied six points at Wake Forest • Had six points and five rebounds against No. 3 Duke • Scored four points with three rebounds and a block in first collegiate start at Virginia • Tied a career-high with 10 points against Virginia.

PRIOR TO VIRGINIA TECH

Rated as the No. 88 recruit in the nation and No. 16 among forwards following her junior season • Averaged 14 points and 12 rebounds during the 2008-09 season at Montclair High School for coach Jerry Citro where she led the team to a 23-6 record and the North Jersey Section 1 State Championship • Played AAU for Team Freckles coached by Keith Jefferson • Suffered a knee injury during the 2009 AAU season, but fully recovered for preseason practice.

PERSONAL

LaTorri Hines-Allen • Born 7/22/92 in Orange, N.J. • Right-handed • Daughter of Robert and Kim Allen • Enrolled in university studies.

HINES-ALLEN'S CAREER TOTALS • OVERALL

Year	GP	GS	Min	Avg	FG			3pt FGs			FT			Rebounds				PF	FO	A	TO	Blk	Stl	Pts	Avg
					FGA	Pct	FG	FGA	Pct	FT	FTA	Pct	Off	Def	Tot	Avg									
2010-11	23	1	280	12.2	28	65	.431	0	0	.000	18	31	.581	14	32	46	2.0	31	0	8	22	10	3	74	3.2
TOTAL	23	1	280	12.2	28	65	.431	0	0	.000	18	31	.581	14	32	46	2.0	31	0	8	22	10	3	74	3.2

HINES-ALLEN'S CAREER TOTALS • ACC ONLY

Year	GP	GS	Min	Avg	FG			3pt FGs			FT			Rebounds				PF	FO	A	TO	Blk	Stl	Pts	Avg
					FGA	Pct	FG	FGA	Pct	FT	FTA	Pct	Off	Def	Tot	Avg									
2010-11	12	1	159	13.3	17	38	.447	0	0	.000	8	15	.533	7	16	23	1.9	15	0	5	9	5	2	42	3.5
TOTAL	12	1	159	13.3	17	38	.447	0	0	.000	8	15	.533	7	16	23	1.9	15	0	5	9	5	2	42	3.5

PLAYER PROFILES

2

KERRY SARVER

G • 5-5 • Jr. • HS

Leesburg, Va. • Loudoun County H.S.

PRIOR TO VIRGINIA TECH

Set a school season and career record at Loudoun County High School in assists with 184 and 399, respectively • Played for coach Kevin Reed and helped the team to a Virginia State AA Div. 4 Championship in 2009 • In 2006, the team was state semi-finalists • two-time regional champions (2006, 2009) • Two time district champions (2006, 2008) • Also competed in tennis and volleyball.

PERSONAL

Kerry Elizabeth Sarver • Born 2/26/91 in Falls Church, Va. • Daughter of Dave and Jane Sarver • Has two sisters, Amy and Allison • Enrolled in communications.



12

RACHEL NICHOLS

G • 5-10 • Jr. • HS

Richmond, Va. • Mills E. Godwin H.S.

PRIOR TO VIRGINIA TECH

Played at Mills E. Godwin High School under coaches, Louise Foley and Mark Seidenberg • Helped team to back-to-back district titles in 2008 and 2009 • Had a record of 51-6 during career • Recorded 192 rebounds during senior season • Also competed in field hockey and lacrosse.

PERSONAL

Rachel Juliet Nichols • Born 4/28/91 in Richmond, Va. • Daughter of Jim and Monica Nichols • Has two sisters, Heather and Mackenzie • Enrolled in mechanical engineering with a minor in biology.



23

LARRYQUA HALL


G • 5-10 • Fr. • HS
Marietta, Ga. • Hillgrove H.S.

PRIOR TO VIRGINIA TECH

Scored 1,442 career points at Hillgrove High School for coach Sheryl Fowler, where she was a First team All-Region 7 AAAA selection as both a junior and senior • Named 2010-11 Marietta Journal Player of the Year • Had 1,035 career points after three years to become only the second player, and the first junior, in Hillgrove High history to reach the milestone • Had 788 career rebounds with 392 steals, 117 assists and 79 blocks • Led team to 2011 State Elite Eight and to the 2010 State Sweet Sixteen.

PERSONAL

Larryqua Monae Hall • Born 7/24/93 in Marietta, Ga. • right-handed • Daughter of Tomeka Hall • Enrolled in psychology.



33

KELSEY CONYERS

G • 5-9 • Fr. • HS
Chesterfield, Va. • Cosby H.S.

PRIOR TO VIRGINIA TECH

Named first team All-District, second team All-Region and first team All-Metro in 2011 while playing at Cosby High School for coach Rachel Mead • Earned second team All-District in 2010 • Helped team to regular season district and regional titles in 2009, 2010 and 2011 • Also competed in volleyball and soccer.

PERSONAL

Kelsey Rayner Conyers • Born 12/19/92 in Richmond, Va. • Daughter of R.J. and Andrea Conyers • Has one brother, Brent and a sister, Madi • Enrolled in human nutrition, food and exercise.



TEAM INFORMATION

2011-12 Roster

NUMERICAL ROSTER

No.	Name	Pos.	Ht.	Cl.-Exp.	Hometown/High School
2	Kerry Sarver	G	5-5	Jr.-HS	Leesburg, Va./Loudoun County
3	Aerial Wilson	G	5-8	Jr.-2L	Cocoa, Fla./Rockledge
12	Rachel Nichols	G	5-10	Jr.-HS	Richmond, Va./Mills E. Godwin
13	Alyssa Fenyn	G	6-0	Jr.-2L	Newark, N.Y./Newark
20	Nia Evans	F	6-0	So.-1L	Decatur, Ga./Redan
21	Brittini Montgomery	F	6-3	So.-1L	Ft. Pierce, Fla./Ft. Pierce Central
22	Porschia Hadley	F/C	6-3	r-So.-2L	Montezuma, Ga./Macon County
23	Larryqua Hall	G	5-10	Fr.-HS	Marietta, Ga./Hillgrove
31	Monet Tellier	G	5-11	So.-1L	Charlotte, N.C./East Mecklenburg
32	Taylor Ayers	C	6-2	Jr.-2L	Augusta, Ga./Laney
33	Kelsey Conyers	G	5-9	Fr.-HS	Chesterfield, Va./Cosby
43	Latorri Hines-Allen	F	6-1	So.-1L	Montclair, N.J./Montclair

ALPHABETICAL ROSTER

No.	Name	Pos.	Ht.	Cl.-Exp.	Hometown/High School
32	Taylor Ayers	C	6-2	Jr.-2L	Augusta, Ga./Laney
33	Kelsey Conyers	G	5-9	Fr.-HS	Chesterfield, Va./Cosby
20	Nia Evans	F	6-0	So.-1L	Decatur, Ga./Redan
13	Alyssa Fenyn	G	6-0	Jr.-2L	Newark, N.Y./Newark
22	Porschia Hadley	F/C	6-3	r-So.-2L	Montezuma, Ga./Macon County
23	Larryqua Hall	G	5-10	Fr.-HS	Marietta, Ga./Hillgrove
43	Latorri Hines-Allen	F	6-1	So.-1L	Montclair, N.J./Montclair
21	Brittini Montgomery	F	6-3	So.-1L	Ft. Pierce, Fla./Ft. Pierce Central
12	Rachel Nichols	G	5-10	Jr.-HS	Richmond, Va./Mills E. Godwin
2	Kerry Sarver	G	5-5	Jr.-HS	Leesburg, Va./Loudoun County
31	Monet Tellier	G	5-11	So.-1L	Charlotte, N.C./East Mecklenburg
3	Aerial Wilson	G	5-8	Jr.-2L	Cocoa, Fla./Rockledge

COACHING STAFF

Head Coach: Dennis Wolff (Connecticut, 1978) First Year

Assistant Coach: Billi Godsey (Hofstra, 2003)

Assistant Coach: Chantelle Anderson (Vanderbilt, 2003)

Assistant Coach: Thomas Joyce (Boston College, 2000)

Director of Basketball Operations: Bill Old (Randolph-Macon, 1994)

Graduate Assistant: Abby Boggs

Graduate Assistant: Maggie Cosgrove

SUPPORT STAFF

Athletic Trainer: Amy Kunigonis

Strength & Conditioning Coach: Terrance Vinson

Athletics Communications: April Goode

Administrative Assistant: Dianne Santolla

PRONUNCIATION GUIDE

Alyssa Fenyn	Uh-liss-uh Fuh-nine
Brittini Montgomery	Britt-nee
Porschia Hadley	Pour-shuh
Larryqua Hall	Luh-ree-qwa
Monet Tellier	Moe-nay Tell-ee-ur

Dennis Wolff Wolf

Billi Godsey Billy

Chantelle Anderson Shaun-tell

TV/Radio Roster



2 • KERRY SARVER
G • 5-5 • Jr.-HS
Leesburg, Va.



3 • AERIAL WILSON
G • 5-8 • Jr.-2L
Cocoa, Fla.



12 • RACHEL NICHOLS
G • 5-10 • Jr.-HS
Richmond, Va.



13 • ALYSSA FENYN
G • 6-0 • Jr.-2L
Newark, N.Y.



20 • NIA EVANS
F • 6-0 • So.-1L
Decatur, Ga.




21 • BRITTONI MONTGOMERY
F • 6-3 • So.-1L
Ft. Pierce, Fla.



22 • PORSCHIA HADLEY
F/C • 6-3 • r-So.-2L
Montezuma, Ga.



23 • LARRYQUA HALL
G • 5-10 • Fr.-HS
Marietta, Ga.



31 • MONET TELLIER
G • 5-11 • So.-1L
Charlotte, N.C.



32 • TAYLOR AYERS
C • 6-2 • Jr.-2L
Augusta, Ga.



33 • KELSEY CONYERS
G • 5-9 • Fr.-HS
Chesterfield, Va.



43 • LATORRI HINES-ALLEN
F • 6-1 • So.-1L
Montclair, N.J.



DENNIS WOLFF
Head Coach
First Season



BILLI GODSEY
Assistant Coach
First Season



CHANTELLE ANDERSON
Assistant Coach
First Season



THOMAS JOYCE
Assistant Coach
First Season



BILL OLD
Director of Basketball
Operations
First Season

Head Coach

Dennis Wolff

First Season
Connecticut, 1978



Dennis Wolff was named the sixth head women’s basketball coach at Virginia Tech on March 22, 2011.

Prior to accepting the women’s head coaching position, Wolff served one season as the Director of Men’s Basketball Operations & Assistant to the Head Coach for the Virginia Tech men’s basketball program. He assisted head coach Seth Greenberg in the day-to-day operations of the basketball program and also took on additional duties to better reflect a change in NCAA rules governing the operations position.

Before coming to Virginia Tech, Wolff served as the head men’s basketball coach at Boston University from 1994-2009. Under Wolff’s guidance, the Terriers won three straight conference titles (2002-2004) and made four consecutive postseason appearances (2002-05) for the first time in school history. He was a three-time America East Coach of the Year and a two-time NABC District 1 Coach of the Year selection.

“I am very excited that Dennis Wolff has accepted our offer to become the head women’s basketball coach at Virginia Tech,” said Tech Director of Athletics Jim Weaver. “Coach Wolff has a great history of successful head coaching experience, and I have had the opportunity to get to know and observe him during this academic year. I believe he fits very nicely into the Virginia Tech athletics family and that he will return our women’s program to the winning ways of recent years.”

Wolff was 247-197 (.556) in 15 years at BU, and is the school’s all-time leader in victories. Including two years at Connecticut College in the early 1980s, Wolff is 277-215 (.563) in 17 years as a head coach.

Wolff arrived at BU following a four-year (1990-94) stint as an assistant coach under head coach Jeff Jones at the University of Virginia. Prior to his tenure at Virginia, Wolff spent four years (1985-89) as an assistant coach at Wake Forest and one year (1989-90) at Southern Methodist University.

Wolff began his coaching career at Trinity College, a Division III school in Hartford, Conn., where he served as an assistant from 1978-80. At the age of 25, he was named the head coach at Connecticut College and guided the Camels to a two-year mark of 30-18, including a successful 16-8 record in 1980-81, his first year as a head coach. In 1982, he began his first of three years as an assistant coach at St. Bonaventure. In the last year, Wolff has been involved in the USO Operation Hardwood in Iraq and the USO Operation Hoop Talk in Afghanistan.

A 1978 graduate of the University of Connecticut, Wolff was a two-year letterman under head coaches Dee Rowe and Dom Perno after transferring from Louisiana State University in 1975. A native of New York City, Wolff was a standout guard for Holy Cross High School. In recognition of his scholastic efforts, Wolff has since been inducted into the Holy Cross Athletic Hall of Fame.

Wolff and his wife JoAnn have three children: Nicole, Matt, and Michael. Nicole, the 2002 McDonald’s National Player of the Year, played basketball at the University of Connecticut. Matt played basketball at Boston University and Michael plays ice hockey for Brown.

The Wolff File

HEAD COACH EXPERIENCE

at Connecticut College (Men’s) _____ 30-18 (2)
 at Boston University (Men’s) _____ 247-197 (15)
 at Virginia Tech _____ First Year
 Career _____ 277-215 (17)

EDUCATION

Connecticut _____ 1978

CAREER COACHING RECORDS

1981 - Connecticut College _____ 16-8
 1982 - Connecticut College _____ 14-10
 1995 - Boston University _____ 15-16
 1996 - Boston University _____ 18-11
 1997 - Boston University _____ 25-5
 1998 - Boston University _____ 19-11
 1999 - Boston University _____ 9-18
 2000 - Boston University _____ 7-22
 2001 - Boston University _____ 14-14
 2002 - Boston University _____ 22-10
 2003 - Boston University _____ 20-11
 2004 - Boston University _____ 23-6
 2005 - Boston University _____ 20-9
 2006 - Boston University _____ 12-16
 2007 - Boston University _____ 12-18
 2008 - Boston University _____ 14-17
 2009 - Boston University _____ 17-13



Billi Godsey

Assistant Coach
First Season
Hofstra, 2003

Billi Godsey begins her first season as an assistant coach with the Hokies.

Godsey has served as assistant coach and recruiting coordinator at UMBC since August 2008 after spending two seasons as an assistant at Molloy College in New York. The Retrievers were 20-12 last season, won the America East regular-season title and earned a berth in the WNIT.

“After speaking to many grass roots basketball people, Billi’s name kept coming up as a hard worker and rising star in the business which only added to the tremendous impression she made on me in the interview,” said Wolff.

Godsey helped guide Molloy to its first-ever East Coast Conference title and a berth in the NCAA Division II Tournament in 2008. The Lady Lions posted a 34-26 overall record in her two seasons on the bench.

Godsey also has an administrative background, as well, as she also served as associate director of athletics, senior women’s administrator and compliance officer at Molloy and previously was an associate commissioner for operations and senior women’s administrator for the East Coast Conference, where she worked for two years.

The Cheverly, Md. native attended Archbishop Carroll High School and was a four-year letterwinner at Hofstra, where she played in 79 games and made 28 starts from 1999-2003. She earned a bachelor’s degree from Hofstra in psychology in May 2003 and a master’s degree in psychology from Adelphi University in November 2005.



Chantelle Anderson

Assistant Coach
First Season
Vanderbilt, 2003

Chantelle Anderson begins her first season as an assistant coach at Virginia Tech.

Anderson, a former NCAA Division I standout and player in the Women’s National Basketball Association (WNBA), has served for the past year as an assistant coach at Palm Beach Atlantic where her responsibilities included on-court coaching, practice sessions, recruiting, travel and camps.

Anderson played six seasons in the WNBA and overseas while suiting up for the Sacramento Monarchs, San Antonio Silverstars, and the Atlanta Dream after being chosen as the second overall selection by the Monarchs in the 2003 WNBA Draft. While overseas, she took the court in countries such as France, Russia, Hungary, Lebanon and Turkey.

Before embarking on her professional career, Anderson was a four-year standout and three-time All-American at Vanderbilt University where she built a collegiate career into the all-time leading scorer in Lady Commodores history by tallying over 2,600 points.

In 2009, Anderson became the youngest member of the Vanderbilt Hall of Fame as part of the inaugural class of inductees. Anderson had her jersey retired on Feb. 13, 2011, joining Wendy Scholtens as the only two women’s players to have their jerseys retired.

“After meeting Chantelle, I became totally convinced that all of her varied experiences and talent more than made up for her limited coaching background,” said Wolff. “Her enthusiasm and personality will enable her to connect immediately with our players and prospects.”

COACHING STAFF



Thomas Joyce

Assistant Coach
First Season
Boston College, 2000

Thomas Joyce begins his first season as an assistant coach at Virginia Tech.

“Thomas and I have had a long relationship and I have always thought of him as a very bright coach and as an aggressive recruiter,” said Wolff. “I am excited about his hiring and look forward to his helping us move forward.”

Joyce recently completed his second season on the Bucknell men’s basketball staff as the manager of basketball operations. A 2000 graduate of Boston College, Joyce served in a similar role at Boston University prior to his arrival at Bucknell.

Joyce transferred to Boston College in 1997 from Norwich, where he started all 52 games during a two-year span and was elected the team’s captain in his sophomore campaign. Following graduation, Joyce got his start in the coaching ranks at Worcester Polytechnic Institute in Worcester, Mass., serving as an assistant coach for two seasons (2001-03). His recruiting efforts at WPI helped take a program that had lost 30 consecutive games prior to his appointment to winning four-straight NEWMAC championships and earning three NCAA tournament bids.

After WPI, Joyce moved on to St. Anselm College in Manchester, N.H., where he was the top assistant and head recruiting coordinator for four seasons. During his tenure, the Hawks won back-to-back Northeast 10 conference championships (2003-04, 2004-05), earning the conference’s automatic NCAA bid each year. In 2004-05, the squad finished 21st in the final Division II national rankings.

Joyce is a 2000 graduate of Boston College with a bachelor’s degree in from the Carroll School of Mangement with a concentration in Finance.



Bill Old

Director of Basketball Operations
First Season
Randolph Macon, 1994

Bill Old joins the Virginia Tech staff this season as director of women’s basketball operations, after serving for the past three years as finanacial projects manager/assistant business manager in the Virginia Tech Athletics Department.

“Being able to complete our staff with someone with Bill Old’s experience is a great thing for our program,” said Virginia Tech head coach Dennis Wolff. “Bill’s knowledge of Virginia Tech, plus his basketball background, makes him a very valuable addition to the staff.”

Old served as the Virgina Tech men’s basketball director of operations for one season under current head coach Seth Greenberg. Prior to arriving in Blacksburg, he held the same position with the South Carolina men’s basketball program under head coach Dave Odom. In both positions, Old assisted in all areas of the program, including planning travel, administrative responsibilities and film exchange.

Prior to joining South Carolina, Old was an assistant coach at Hampton University for two years, participating in the NCAA Tournament both seasons with the Pirates. Old was an assistant basketball coach for the International Basketball League’s Richmond Rhythm for one season (1999-2000) under head coach Ralph Sampson. He assisted Sampson in player development, scouting and leadership of the professional minor league basketball team.

From 1997-99, Old served as assistant coach at James Madison under head coach Sherman Dillard. Old began his career at Wake Forest (1994-97), where he was an administrative assistant to Odom for three seasons, participating in the NCAA Tournament each year.

A native of Charlottesville, Va., Old grew up on the campus of Virginia Military Institute and earned his bachelor of arts degree in business and economics from Randolph-Macon in 1994. He and his wife Hollee, a registered nurse, live in Blacksburg.



YEAR IN REVIEW

A LOOK BACK AT THE 2010-11 SEASON.

Season Notes

A FENYN FINALE

Sophomore Alyssa Fenyn (Newark, N.Y.) scored a career-high 17 points against No. 25 Georgia Tech and equalled that mark against Wake Forest. Fenyn was second on the team in scoring (9.4), second in assists (2.3) and third in steals (1.2). In the final 12 games of the season, Fenyn scored 131 points for an average of 10.9 points per game while being credited with 42 (3.6) rebounds and 28 (2.3) assists

TELLIER HAS BIG HALF VS. NCSU

Freshman Monet Tellier, the MVP of the Hilton Garden Hokie Classic and an ACC Freshman of the Week selection this season, tied a career-high with 23 points against NC State matching the mark she set versus Vanderbilt in the Hilton Garden Hokie Classic championship game. In fact, Tellier scored 21 of the 23 points against the Wolfpack in the second half and led the Hokies during one stretch scoring 17 straight points. She collected her second and third career double-doubles at Charlotte (13 pts., 10 reb.) and at Wake Forest (11 pts., 10 reb.)

Tellier is third on the team in scoring averaging 8.3 points and has been credited with 49 assists and 39 steals in 28 games.

AERIAL ASSAULT ON THE BIG TEN

Sophomore Aerial Wilson had career-best performances in back-to-back games against two members of the Big Ten Conference. Wilson scored 11 points against No. 10 Iowa in the Caribbean Challenge and followed up with 14 points at Minnesota in the ACC/Big Ten Challenge. The Cocoa, Fla., native is fourth on the team in scoring (7.0) and third in total assists (30) after handing out a career-best eight against Alcorn State in the Hilton Garden Hokie Classic.

TELLIER EARNS ACC HONORS

Tellier recorded her first career double-double with career-highs of 14 points and 10 rebounds in the Hokies double-overtime victory at William & Mary. The freshman from Charlotte, N.C., also tied a career-high with four assists. Tellier was one of three Tech players to achieve double-doubles at William & Mary. She was joined by Nikki Davis who had 16 points and a career-high 12 assists along with Alyssa Fenyn's 10 points and 10 boards.

DAVIS CONTRIBUTES IN MANY WAYS

Nikki Davis handed out a career-high 12 assists, one shy of the Tech

single-game record, at William & Mary. Davis also dished out 11 assists against Vanderbilt in the Hilton Garden Hokie Classic title game.

The versatile Davis, a 5-7 senior guard, is third in the ACC in assists (4.6), seventh in steals (2.3) and is seventh in assist/turnover ratio (1.4), demonstrating her ability to be a major contributor in many different ways. Davis was credited with a career-high seven steals against Presbyterian College in the season opener and also recorded a game-high eight assists. She followed up that performance by handing out six assists versus Wofford and in the overtime win against VCU, she had six assists and four steals.

A CLASSIC COMEBACK

The Hokies put together one of the best come-from-behind performances in the history of the program in the 74-68 win over Vanderbilt in the title game of the 2010 Hilton Garden Hokie Classic.

Tech trailed by as many as 17 points in the first half and by a 34-19 count at intermission after shooting 28.1 percent (9-32) from the field. However, the second half saw the Hokies come out smokin' in putting together a 31-9 run in the first 10 minutes of the final stanza to lead 50-43. The teams battled evenly from that point on and Tech hung on to win its own holiday tournament for the 17th time in the past 21 years. In fact, in the last 14 tournaments, the Hokies are now 26-2.

TECH IN NON-CONFERENCE GAMES

Since the 2000-01 season, Virginia Tech has enjoyed great success in non-conference regular season games, posting a 133-47 (.739) record in non-conference contests overall.

HOKIES HISTORY

Last year's 11-19 record is only the 16th non-winning season in the 35-year history of the program. The Hokies have had eleven 20-plus win seasons with the last occurring in the 2005-06 season. The program has advanced to the postseason 12 times including nine NCAA and three WNIT appearances. Tech has had 12 losing seasons and four break-even campaigns. The Hokies' best season was the 28-3 mark in 1999 which included an NCAA "Sweet 16" appearance, while Tech's most losses in a season were the 21 defeats in 1996-97. Tech is currently 561-453 (.554) in its 35th season of varsity competition in women's basketball.

VIRGINIA TECH'S 2010-11 RECORD WHEN:

The starting lineup is:

Davis, Evans, Fenyn, Gordon, Harrison	2-2
Davis, Evans, Tellier, Hadley, Harrison	3-0
Davis, Tellier, Fenyn, Gordon, Harrison	4-6
Wilson, Evans, Fenyn, Gordon, Harrison	1-0
Davis, Evans, Fenyn, Hadley, Harrison	1-1
Basham, Davis, Fenyn, Gordon, Harrison	0-1
Davis, Tellier, Fenyn, Hadley, Gordon	0-1
Davis, Evans, Fenyn, Ayers, Harrison	0-1
Davis, Hines-Allen, Wilson, Gordon, Harrison	0-1
Davis, Wilson, Fenyn, Gordon, Harrison	0-1
White, Evans, Fenyn, Gordon, Harrison	0-1
Davis, Ayers, Fenyn, Gordon, Harrison	0-2
Wilson, Tellier, Fenyn, Gordon, Harrison	0-2
Virginia Tech controls the opening tip	5-5
Opponent controls the tip	5-15
At home	9-7
On the road	2-9
At a neutral site	0-3
Playing a team with a .500+ record	3-16
Playing a team with a .500 record	0-0
Playing a team with a below .500 record	7-3
Games decided by ten points or less	6-7
Games decided by five points or less	1-5
Overtime games	2-1
Leading at the half	5-1
Opponent leads at the half	5-17
There is a tie at the half	1-1
Leading with five minutes left in regulation	9-0
Opponent leads with five minutes left in regulation	1-19
There is a tie with five minutes left in regulation	1-0
Leading with one minute left in regulation	9-0
Opponent leads with one minute left in regulation	1-19
There is a tie with one minute left in regulation	1-0
Out rebounding opponent	8-6
Opponent out rebounds Virginia Tech	3-13
The teams have the same amount rebounds	0-0
Shooting 50% or better from floor	2-0
Shooting less than 50% from floor	9-19
Having more field goal attempts than opponent	6-9
Opponent has more field goal attempts	5-9
The teams have the same amount of field goal attempts	0-1
Having more three-point attempts than opponent	1-5
Opponent has more three-point attempts	10-13
The teams have the same amount of three-point attempts	0-1
Having more free throw attempts than opponent	7-3
Opponent has more free throw attempts	4-16
The teams have the same amount of free throw attempts	0-0
Opponent shoots 50% or better from floor	0-2
Opponent shoots less than 50% from floor	11-17
Having more turnovers than opponent	4-14
Opponent has more turnovers than Virginia Tech	7-5
Turnovers are the same	0-0
Blocking more shots than opponent	4-10
Opponent blocks more shots	5-7
Blocks are the same	2-2
Having more steals	9-7
Opponent has more steals	1-11
Steals are the same	1-1
The bench outscores the opponents bench	8-8
Opponents bench outscores Virginia Tech	3-10
Both benches score the same	0-1
Scoring under 60 points	1-15
Scoring 60-69 points	5-2
Scoring 70-79 points	2-2
Scoring 80-89 points	1-0
Scoring 90+ points	2-0
Opponent scores under 60 points	7-1
Opponent scores 60-69 points	3-7
Opponent scores 70-79 points	1-8
Opponent scores 80-89 points	0-2
Opponent scores 90+ points	0-1
Playing in November	4-2
Playing in December	5-2
Playing in January	0-8
Playing in February	2-6
Playing in March	0-1
Playing on Monday	1-0
Playing on Tuesday	1-0
Playing on Wednesday	1-0
Playing on Thursday	3-9
Playing on Friday	1-1
Playing on Saturday	1-1
Playing on Sunday	3-8
Wearing maroon uniforms	2-4
Wearing orange uniforms	0-6
Wearing white uniforms	8-7
Wearing white/pink uniforms	1-2

Season Statistics

OVERALL STATISTICS 11-19

##	Player	GP	GS	Min	Avg	TOTAL			3-PTS			REBOUNDS														
						FG	FGA	Pct	3FG	FGA	Pct	FT	FTA	Pct	Off	Def	Tot	Avg	PF	FO	A	TO	Blk	Stl	Pts	Avg
33	Shanel Harrison	29	29	809	27.9	135	334	.404	27	75	.360	57	95	.600	54	105	159	5.5	79	1	43	83	19	34	354	12.2
13	Alyssa Fenyn	30	26	842	28.1	104	244	.426	20	66	.303	53	73	.726	33	76	109	3.6	35	0	67	74	4	35	281	9.4
31	Monet Tellier	30	16	759	25.3	88	231	.381	13	41	.317	51	84	.607	40	84	124	4.1	40	0	52	102	7	41	240	8.0
12	Nikki Davis	30	26	825	27.5	68	204	.333	25	83	.301	30	64	.469	17	74	91	3.0	50	0	140	101	6	67	191	6.4
03	Aerial Wilson	30	5	567	18.9	54	169	.320	11	46	.239	27	50	.540	14	33	47	1.6	39	0	52	60	0	31	146	4.9
20	Nia Evans	30	12	465	15.5	58	122	.475	0	0	.000	25	40	.625	50	45	95	3.2	82	3	12	47	18	21	141	4.7
23	Brittany Gordon	29	24	553	19.1	49	117	.419	0	0	.000	29	54	.537	57	82	139	4.8	54	0	9	32	24	11	127	4.4
32	Taylor Ayers	28	3	392	14.0	46	132	.348	0	2	.000	23	34	.676	50	61	111	4.0	55	1	10	25	21	10	115	4.1
22	Porschia Hadley	8	6	133	16.6	10	35	.286	0	0	.000	12	17	.706	14	25	39	4.9	15	0	1	12	8	1	32	4.0
42	Elizabeth Basham	16	1	114	7.1	20	36	.556	8	16	.500	5	6	.833	2	8	10	0.6	4	0	4	7	1	2	53	3.3
43	LaTorri Hines-Allen	23	1	280	12.2	28	65	.431	0	0	.000	18	31	.581	14	32	46	2.0	31	0	8	22	10	3	74	3.2
21	Brittini Montgomery	20	0	176	8.8	22	35	.629	0	0	.000	1	4	.250	22	27	49	2.5	34	1	5	18	6	5	45	2.3
02	Abby Redick	7	0	46	6.6	4	12	.333	0	3	.000	0	0	.000	4	3	7	1.0	6	0	1	5	1	0	8	1.1
11	Kyani White	17	1	139	8.2	5	25	.200	1	10	.100	6	9	.667	2	7	9	0.5	4	0	8	9	1	3	17	1.0
TM	TEAM														57	69	126	4.2	0			13			0	
	Virginia Tech Totals	30				691	1761	.392	105	342	.307	337	561	.601	430	731	1161	38.7	528	6	412	610	126	264	1824	60.8
	Opponents Totals	30				694	1768	.393	164	507	.323	431	631	.683	439	723	1162	38.7	502	-	402	564	119	273	1983	66.1

SCORE BY PERIODS:	1st	2nd	OT	OT2	Total
Virginia Tech	793	996	17	18	1824
Opponents	946	1018	17	2	1983

DEADBALL REBOUNDS:	OFF	DEF	TOTAL
Virginia Tech	121	22	143
Opponents	82	20	102

ACC STATISTICS 1-13

##	Player	GP	GS	Min	Avg	TOTAL			3-PTS			REBOUNDS														
						FG	FGA	Pct	3FG	FGA	Pct	FT	FTA	Pct	Off	Def	Tot	Avg	PF	FO	A	TO	Blk	Stl	Pts	Avg
33	Shanel Harrison	14	14	411	29.4	60	161	.373	13	40	.325	26	44	.591	18	56	74	5.3	39	0	20	43	11	19	159	11.4
13	Alyssa Fenyn	14	13	408	29.1	47	113	.416	13	38	.342	33	39	.846	10	31	41	2.9	17	0	31	40	2	11	140	10.0
31	Monet Tellier	14	7	354	25.3	30	104	.288	4	19	.211	27	50	.540	23	35	58	4.1	18	0	18	46	0	17	91	6.5
23	Brittany Gordon	14	14	337	24.1	37	75	.493	0	0	.000	14	27	.519	30	46	76	5.4	35	0	6	16	11	8	88	6.3
12	Nikki Davis	14	12	386	27.6	30	94	.319	12	36	.333	11	26	.423	7	25	32	2.3	22	0	56	44	2	20	83	5.9
03	Aerial Wilson	14	4	270	19.3	22	73	.301	5	25	.200	2	8	.250	9	14	23	1.6	18	0	16	26	0	15	51	3.6
32	Taylor Ayers	12	1	145	12.1	16	52	.308	0	1	.000	11	13	.846	19	11	30	2.5	28	1	1	9	6	5	43	3.6
43	Latorri Hines-Allen	12	1	159	13.3	17	38	.447	0	0	.000	8	15	.533	7	16	23	1.9	15	0	5	9	5	2	42	3.5
20	Nia Evans	14	3	180	12.9	14	37	.378	0	0	.000	9	10	.900	15	16	31	2.2	36	1	5	24	3	6	37	2.6
21	Brittini Montgomery	9	0	99	11.0	8	14	.571	0	0	.000	0	2	.000	9	11	20	2.2	18	0	4	10	6	2	16	1.8
42	Elizabeth Basham	6	1	39	6.5	4	10	.400	1	4	.250	0	0	.000	0	0	0	0.0	2	0	2	4	0	1	9	1.5
11	Kyani White	6	0	37	6.2	2	11	.182	0	3	.000	1	2	.500	0	1	1	0.2	3	0	1	6	1	1	5	0.8
TM	TEAM														28	37	65	4.6	0			10			0	
	Virginia Tech Totals	14				287	782	.367	48	166	.289	142	236	.602	175	299	474	33.9	251	2	165	287	47	107	764	54.6
	Opponents Totals	14				349	814	.429	67	221	.303	225	331	.680	222	352	574	41.0	220	-	209	246	55	134	990	70.7

SCORE BY PERIODS:	1st	2nd	OT	Total
Virginia Tech	364	396	4	764
Opponents	476	508	6	990

DEADBALL REBOUNDS:	OFF	DEF	TOTAL
Virginia Tech	52	9	61
Opponents	41	10	51

2010-11 REVIEW

Season Results

DATE	TIME	OPPONENT	W/L	SCORE	ATTEND	POINTS LEADER	REBOUNDS LEADER	ASSISTS LEADER
11/12/10	5:30 PM	PRESBYTERIAN	W	59-52	2178	(14)Nia Evans	(5)Shanel Harrison	(8) Nikki Davis
11/14/10	2:00 PM	WOFFORD	W	93-53	2047	(11)Monet Tellier	(6)Aerial Wilson	(8) Alyssa Fenyn
11/18/10	7:00 PM	ELON	W	73-66	2037	(16)Shanel Harrison	(9)Taylor Ayers	(5) Nikki Davis
11/21/10	2:00 PM	VCU	Wot	63-61	1941	(18)Shanel Harrison	(9)Taylor Ayers	(6) Nikki Davis
11/25/10	4:00 p.m.	vs Florida Gulf Coast	L	65-73		(15)Shanel Harrison	(7)Alyssa Fenyn (7)Porschia Hadley	(3) Monet Tellier (3) Nikki Davis
11/26/10	6:30 pm	vs IOWA	L	43-72		(11)Aerial Wilson	(8)Porschia Hadley	(6) Nikki Davis
12/02/10	7:00 PM	at Minnesota	L	58-63	2709	(14)Aerial Wilson	(10)Brittini Montgomery	(3) Aerial Wilson (3) Nikki Davis
12/05/10	2:00 PM	WINTHROP	W	53-48	1771	(11)Shanel Harrison (11)Nia Evans	(9)Shanel Harrison (9)Taylor Ayers	(3) Aerial Wilson
12/11/10	2:00 PM	ROBERT MORRIS	L	52-66	2215	(15)Alyssa Fenyn	(8)Taylor Ayers	(4) Monet Tellier
12/18/10	1 pm	at William & Mary	Wo2	94-78	256	(25)Shanel Harrison	(10)Monet Tellier (10)Alyssa Fenyn	(12) Nikki Davis
12/21/10	7:00 pm	RADFORD	W	68-54	2724	(17)Monet Tellier	(12)Nia Evans	(3) Aerial Wilson
12/29/10	7:20 pm	ALCORN STATE	W	87-44	2449	(13)Shanel Harrison	(7)Shanel Harrison (7)Taylor Ayers	(8) Aerial Wilson
12/30/10	7:15 pm	VANDERBILT	W	74-68	2470	(23)Monet Tellier	(10)Brittany Gordon	(11) Nikki Davis
01/02/11	3:00p.m.	at Charlotte	L	58-60	1118	(26)Shanel Harrison	(10)Monet Tellier	(4) Monet Tellier (4) Shanel Harrison
01/06/11	7:00 PM	* FLORIDA STATE	L	48-79	2503	(11)Monet Tellier	(11)Shanel Harrison	(3) Aerial Wilson
01/09/11	2:00 PM	* MIAMI	L	56-69	2190	(11)Shanel Harrison	(11)Brittany Gordon	(5) Nikki Davis (5) Alyssa Fenyn
01/13/11	7:00 p.m.	* at Wake Forest	L	54-62	584	(16)Shanel Harrison	(10)Monet Tellier	(4) Nikki Davis
01/16/11	2:00 pm	* DUKE	L	43-57	2287	(10)Shanel Harrison	(7)Shanel Harrison (7)Monet Tellier	(3) Shanel Harrison (3) Nikki Davis
01/23/11	2:00 PM	* at Virginia	L	37-72	4834	(12)Alyssa Fenyn	(4)Shanel Harrison (4)Brittini Montgomery (4)Taylor Ayers	(3) Nikki Davis
01/27/11	7:00 PM	* GEORGIA TECH	L	57-78	2915	(17)Alyssa Fenyn	(9)Shanel Harrison	(3) Nikki Davis (3) Shanel Harrison (3) Alyssa Fenyn
01/30/11	2:00 PM	* at North Carolina	L	51-76	3854	(11)Alyssa Fenyn	(5)Brittini Montgomery (5)Shanel Harrison (5)Brittany Gordon	(3) Nikki Davis (3) Alyssa Fenyn
2-3-11	7:05 p.m.	* at Boston College	L	71-76	519	(27)Shanel Harrison	(4)Monet Tellier (4)Nia Evans (4)Alyssa Fenyn	(4) Nikki Davis (4) Alyssa Fenyn
02/06/11	2:00 PM	* WAKE FOREST	L	55-60	2889	(17)Alyssa Fenyn	(7)Shanel Harrison (7)Monet Tellier	(3) Alyssa Fenyn
02/10/11	7:00 PM	LONGWOOD	W	62-54	2172	(11)Shanel Harrison (11)Alyssa Fenyn	(9)Brittany Gordon (9)Nikki Davis	(5) Nikki Davis
02/14/11	7:00 pm	* at Clemson	W	68-56	1798	(18)Shanel Harrison	(9)Nikki Davis	(6) Nikki Davis
02/17/11	7:00 pm	* NC STATE	L	65-81	2254	(23)Monet Tellier	(8)Brittany Gordon	(4) Nikki Davis
2-20-11	12:05 PM	* at Duke	L	40-90	5347	(10)Brittany Gordon	(5)Brittany Gordon	(4) Nikki Davis
02/24/11	7:00 pm	* at Maryland	L	48-61	5349	(11)Brittany Gordon (11)Shanel Harrison	(10)Brittany Gordon	(6) Nikki Davis
02/27/11	1:00 PM	* VIRGINIA	Lot	71-73	3058	(17)Alyssa Fenyn	(8)Brittany Gordon	(8) Nikki Davis
03/03/11	11:00 am	vs Georgia Tech	L	58-81	9570	(15)Nikki Davis	(6)Shanel Harrison	(3) Nikki Davis (3) Aerial Wilson

Game-by-Game Comparison

Opponent	Date	Score	W/L	TOTAL			3-PTRS			REBOUNDS													
				FG	FGA	Pct	3FG	FGA	Pct	FT	FTA	Pct	Off	Def	Tot	Avg	PF	A	TO	Blk	Stl	Pts	Avg
PRESBYTERIAN	11/12/10	59-52	W	26	59	.441	1	6	.167	6	18	.333	10	21	31	31.0	9	12	14	8	17	59	59.0
				21	54	.389	8	20	.400	2	6	.333	12	28	40	40.0	16	18	26	1	7	52	52.0
WOFFORD	11/14/10	93-53	W	36	71	.507	4	9	.444	17	18	.944	15	29	44	37.5	21	25	16	2	10	93	76.0
				17	55	.309	4	18	.222	15	22	.682	12	19	31	35.5	13	10	25	7	5	53	52.5
ELON	11/18/10	73-66	W	27	72	.375	3	11	.273	16	27	.593	20	28	48	41.0	23	16	17	7	10	73	75.0
				21	69	.304	8	24	.333	16	28	.571	20	32	52	41.0	24	12	20	8	6	66	57.0
VCU	11/21/10	63-61	Wot	25	64	.391	1	9	.111	12	21	.571	16	26	42	41.2	21	16	18	8	9	63	72.0
				20	55	.364	3	11	.273	18	25	.720	12	24	36	39.8	19	6	22	5	7	61	58.0
vs Florida Gulf Coast	11/25/10	65-73	L	22	54	.407	5	14	.357	16	23	.696	14	29	43	41.6	15	12	23	3	7	65	70.6
				26	59	.441	13	34	.382	8	10	.800	5	18	23	36.4	19	16	12	1	9	73	61.0
vs IOWA	11/26/10	43-72	L	19	59	.322	0	10	.000	5	13	.385	16	19	35	40.5	19	13	23	3	11	43	66.0
				23	58	.397	12	29	.414	14	16	.875	17	25	42	37.3	10	15	22	0	7	72	62.8
at Minnesota	12/02/10	58-63	L	23	59	.390	5	16	.313	7	13	.538	17	23	40	40.4	19	12	19	3	9	58	64.9
				22	54	.407	4	11	.364	15	20	.750	13	22	35	37.0	11	9	16	1	9	63	62.9
WINTHROP	12/05/10	53-48	W	21	60	.350	1	12	.083	10	17	.588	18	27	45	41.0	14	11	18	0	11	53	63.4
				16	46	.348	4	13	.308	12	14	.857	4	25	29	36.0	18	10	22	4	10	48	61.0
ROBERT MORRIS	12/11/10	52-66	L	21	57	.368	5	15	.333	5	7	.714	10	19	29	39.7	15	13	15	4	9	52	62.1
				24	54	.444	6	17	.353	12	18	.667	14	26	40	36.4	8	15	18	5	8	66	61.6
at William & Mary	12/18/10	94-78	Wot	34	72	.472	7	13	.538	19	33	.576	18	39	57	41.4	19	25	17	5	10	94	65.3
				25	75	.333	10	21	.476	18	25	.720	16	30	46	37.4	26	15	16	5	8	78	63.2
RADFORD	12/21/10	68-54	W	22	58	.379	2	4	.500	22	32	.688	20	30	50	42.2	15	11	26	6	16	68	65.5
				21	63	.333	2	11	.182	10	14	.714	15	19	34	37.1	24	4	23	6	9	54	62.4
ALCORN STATE	12/29/10	87-44	W	36	70	.514	6	14	.429	9	15	.600	20	22	42	42.2	17	22	18	5	11	87	67.3
				14	46	.304	1	8	.125	15	23	.652	13	14	27	36.2	15	6	29	3	7	44	60.8
VANDERBILT	12/30/10	74-68	W	28	66	.424	3	12	.250	15	25	.600	17	27	44	42.3	11	18	13	5	5	74	67.8
				28	75	.373	6	24	.250	6	7	.857	18	25	43	36.8	23	15	15	6	5	68	61.4
at Charlotte	01/02/11	58-60	L	23	52	.442	7	14	.500	5	5	1.000	9	29	38	42.0	18	15	26	5	6	58	67.1
				21	65	.323	2	8	.250	16	26	.615	22	20	42	37.1	13	12	16	4	16	60	61.3
FLORIDA STATE	01/06/11	48-79	L	18	51	.353	4	16	.250	8	19	.421	10	21	31	41.3	16	10	20	6	5	48	65.9
				31	57	.544	5	10	.500	12	22	.545	13	30	43	37.5	16	20	17	2	10	79	62.5
MIAMI	01/09/11	56-69	L	25	55	.455	5	14	.357	1	7	.143	11	22	33	40.8	15	18	24	2	4	56	65.2
				26	62	.419	5	20	.250	12	17	.706	16	19	35	37.4	14	10	17	5	9	69	62.9
at Wake Forest	01/13/11	54-62	L	20	54	.370	1	12	.083	13	27	.481	15	21	36	40.5	16	8	16	4	15	54	64.6
				22	45	.489	4	13	.308	14	20	.700	6	27	33	37.1	19	14	19	4	7	62	62.8
DUKE	01/16/11	43-57	L	18	56	.321	4	16	.250	3	4	.750	12	24	36	40.2	17	12	22	2	6	43	63.4
				23	63	.365	4	22	.182	7	12	.583	19	26	45	37.6	11	17	19	5	11	57	62.5
at Virginia	01/23/11	37-72	L	14	51	.275	3	10	.300	6	7	.857	6	22	28	39.6	21	5	22	4	8	37	62.0
				24	51	.471	5	10	.500	19	26	.731	11	32	43	37.8	9	17	16	5	11	72	63.0
GEORGIA TECH	01/27/11	57-78	L	19	64	.297	2	8	.250	17	25	.680	16	22	38	39.5	19	11	13	6	8	57	61.8
				29	58	.500	3	12	.250	17	26	.654	15	30	45	38.2	22	14	20	6	4	78	63.8
at North Carolina	01/30/11	51-76	L	21	65	.323	4	16	.250	5	13	.385	13	19	32	39.1	16	14	17	1	8	51	61.2
				28	60	.467	6	15	.400	14	20	.700	15	34	49	38.7	10	17	20	8	7	76	64.3
at Boston College	2-3-11	71-76	L	25	55	.455	2	8	.250	19	23	.826	10	16	26	38.5	22	12	18	5	8	71	61.7
				25	56	.446	4	13	.308	22	24	.917	14	21	35	38.5	19	15	20	1	4	76	64.9
WAKE FOREST	02/06/11	55-60	L	20	56	.357	4	10	.400	11	19	.579	19	15	34	38.3	19	10	23	6	2	55	61.4
				18	51	.353	1	12	.083	23	33	.697	20	18	38	38.5	18	7	19	5	14	60	64.7
LONGWOOD	02/10/11	62-54	W	19	50	.380	1	4	.250	23	44	.523	17	43	60	39.2	20	14	27	10	7	62	61.4
				18	61	.295	5	16	.313	13	20	.650	5	25	30	38.2	27	10	18	7	6	54	64.2
at Clemson	02/14/11	68-56	W	22	48	.458	4	13	.308	20	27	.741	9	30	39	39.2	17	16	23	1	9	68	61.7
				19	65	.292	4	24	.167	14	24	.583	22	22	44	38.4	19	15	20	3	10	56	63.9
NC STATE	02/17/11	65-81	L	28	69	.406	3	14	.214	6	15	.400	17	26	43	39.4	20	13	21	2	8	65	61.8
				28	62	.452	6	18	.333	19	30	.633	14	26	40	38.5	14	15	16	1	9	81	64.5
at Duke	2-20-11	40-90	L	17	51	.333	1	8	.125	5	7	.714	10	14	24	38.8	16	11	32	2	10	40	61.0
				31	69	.449	9	21	.429	19	24	.792	26	23	49	38.9	13	21	20	4	19	90	65.5
at Maryland	02/24/11	48-61	L	17	52	.327	3	5	.600	11	21	.524	15	20	35	38.7	18	11	19	3	11	48	60.5
				20	44	.455	7	18	.389	14	23	.609	10	23	33	38.6	19	15	18	4	9	61	65.3
VIRGINIA	02/27/11	71-73	Lot	23	55	.418	8	16	.500	17	22	.773	12	27	39	38.7	19	14	17	3	5	71	60.9
				25	71	.352	4	13	.308	19	30	.633	21	21	42	38.8	17	12	5	2	10	73	65.6
vs Georgia Tech	03/03/11	58-81	L	22	56	.393	6	13	.462	8	14	.571	18	21	39	38.7	21	12	33	5	9	58	60.8
				28	65	.431	9	21	.429	16	26	.615	19	19	38	38.7	16	20	18	1	20	81	66.1
Virginia Tech		1824		691	1761	.392	105	342	.307	337	561	.601	430	731	1161	38.7	528	412 </					

2010-11 REVIEW

Points-Rebounds-Assists

Opponent	Date	Score	WL	02	03	11	12	13	20	21	22
				REDICK,AB	WILSON,AE	WHITE,KYA	DAVIS,NIK	FENYN,ALY	EVANS,NIA	MONTGOMER	HADLEY,PO
PRESBYTERIAN	11/12/10	59-52	W	6-1-0	9-2-1	0-0-0	2-2-8	4-1-0	14-3-0	DNP	2-4-0
WOFFORD	11/14/10	93-53	W	0-0-1	10-6-3	5-0-2	0-3-6	10-5-8	10-4-1	4-4-0	4-5-0
ELON	11/18/10	73-66	W	0-2-0	2-0-0	2-1-1	12-7-5	15-4-4	7-6-1	2-0-0	4-3-0
VCU	11/21/10	63-61	WOT	DNP	0-0-0	0-1-2	5-3-6	4-2-3	4-2-1	DNP	9-6-0
vs Fla. Gulf Coast	11/25/10	65-73	L	2-2-0	6-0-2	0-4-1	7-5-3	8-7-1	5-2-0	DNP	9-7-1
vs IOWA	11/26/10	43-72	L	0-0-0	11-1-4	0-1-1	5-3-6	8-2-1	2-1-1	4-1-0	0-8-0
at Minnesota	12/02/10	58-63	L	0-1-0	14-0-3	0-0-0	6-3-3	12-7-2	6-1-0	4-10-1	3-4-0
WINTHROP	12/05/10	53-48	W	0-1-0	6-2-3	0-0-0	4-1-2	4-3-2	11-7-0	2-2-0	1-2-0
ROBERT MORRIS	12/11/10	52-66	L	DNP	3-0-0	0-0-0	7-0-3	15-2-3	2-2-0	2-2-0	DNP
at William & Mary	12/18/10	94-78	WOT	DNP	9-3-2	DNP	16-6-12	10-10-4	7-8-2	DNP	DNP
RADFORD	12/21/10	68-54	W	DNP	7-2-3	5-1-0	4-1-2	8-8-2	16-12-1	0-0-0	DNP
ALCORN STATE	12/29/10	87-44	W	DNP	10-3-8	DNP	11-3-6	7-2-1	4-4-0	6-1-0	DNP
VANDERBILT	12/30/10	74-68	W	DNP	4-2-1	DNP	8-6-11	14-3-0	2-1-0	0-0-0	DNP
at Charlotte	01/02/11	58-60	L	DNP	2-0-3	DNP	2-4-3	9-2-1	2-4-0	DNP	DNP
FLORIDA STATE	01/06/11	48-79	L	DNP	2-0-3	0-0-0	5-2-1	1-3-1	8-2-0	0-2-1	DNP
MIAMI	01/09/11	56-69	L	DNP	8-2-4	DNP	2-3-5	10-3-5	6-2-0	DNP	DNP
at Wake Forest	01/13/11	54-62	L	DNP	9-3-3	DNP	4-2-4	2-0-0	0-3-1	DNP	DNP
DUKE	01/16/11	43-57	L	DNP	2-3-0	DNP	6-2-3	9-2-1	0-1-0	DNP	DNP
at Virginia	01/23/11	37-72	L	DNP	5-2-2	0-0-0	3-0-3	12-1-0	0-1-0	4-4-0	DNP
GEORGIA TECH	01/27/11	57-78	L	DNP	0-2-0	DNP	7-1-3	17-2-3	2-2-0	6-3-0	DNP
at North Carolina	01/30/11	51-76	L	DNP	5-2-1	DNP	9-3-3	11-2-3	2-1-1	2-5-2	DNP
at Boston College	2-3-11	71-76	L	DNP	0-1-0	DNP	9-2-4	16-4-4	2-4-0	2-2-0	DNP
WAKE FOREST	02/06/11	55-60	L	DNP	6-0-0	0-0-1	5-1-2	17-4-3	3-3-0	2-2-0	DNP
LONGWOOD	02/10/11	62-54	W	DNP	2-1-0	0-0-0	4-9-5	11-8-3	10-5-0	0-5-0	DNP
at Clemson	02/14/11	68-56	W	DNP	0-0-0	DNP	17-9-6	8-5-4	6-3-2	0-0-0	DNP
NC STATE	02/17/11	65-81	L	DNP	8-5-1	2-0-0	4-1-4	7-3-2	0-2-0	0-2-1	DNP
at Duke	2-20-11	40-90	L	DNP	0-0-1	3-1-0	4-1-4	7-4-1	2-2-0	0-0-0	DNP
at Maryland	02/24/11	48-61	L	DNP	0-1-0	DNP	0-2-6	6-4-1	4-2-1	DNP	DNP
VIRGINIA	02/27/11	71-73	LOT	DNP	6-2-1	0-0-0	8-3-8	17-4-3	2-3-0	DNP	DNP
vs Georgia Tech	03/03/11	58-81	L	DNP	0-2-3	DNP	15-3-3	2-2-1	2-2-0	5-4-0	DNP

Opponent	Date	Score	WL	12	31	32	33	42	43
				GORDON,BR	TELLIER,M	AYERS,TAY	HARRISON,	BASHAM,EL	HINES-ALL
PRESBYTERIAN	11/12/10	59-52	W	0-3-0	6-4-1	4-4-1	12-5-1	DNP	DNP
WOFFORD	11/14/10	93-53	W	2-3-0	11-5-3	10-3-0	10-3-0	9-0-0	8-0-1
ELON	11/18/10	73-66	W	0-1-0	5-2-2	8-9-2	16-7-1	DNP	0-0-0
VCU	11/21/10	63-61	WOT	2-3-0	6-2-2	14-9-0	18-7-2	DNP	1-5-0
vs Fla. Gulf Coast	11/25/10	65-73	L	DNP	5-3-3	5-3-0	15-5-1	3-1-0	DNP
vs IOWA	11/26/10	43-72	L	1-4-0	4-4-0	8-7-0	0-2-0	DNP	DNP
at Minnesota	12/02/10	58-63	L	0-4-0	4-3-1	0-2-0	DNP	9-3-2	DNP
WINTHROP	12/05/10	53-48	W	0-2-0	8-2-1	4-9-1	11-9-2	2-2-0	DNP
ROBERT MORRIS	12/11/10	52-66	L	0-1-0	6-4-4	0-8-0	6-1-2	2-1-0	9-3-1
at William & Mary	12/18/10	94-78	WOT	2-2-0	14-10-4	1-2-1	25-8-0	DNP	10-5-0
RADFORD	12/21/10	68-54	W	6-9-1	17-3-0	0-3-0	5-9-2	0-0-0	0-0-0
ALCORN STATE	12/29/10	87-44	W	6-5-0	12-2-3	8-7-3	13-7-1	7-1-0	3-2-0
VANDERBILT	12/30/10	74-68	W	4-10-1	23-5-2	0-1-0	17-9-2	2-0-0	0-2-1
at Charlotte	01/02/11	58-60	L	2-3-0	13-10-4	2-4-0	26-3-4	DNP	0-1-0
FLORIDA STATE	01/06/11	48-79	L	5-1-0	11-2-1	0-0-0	9-11-2	DNP	7-2-1
MIAMI	01/09/11	56-69	L	10-11-0	9-2-2	0-0-0	11-4-1	DNP	0-0-1
at Wake Forest	01/13/11	54-62	L	6-3-0	11-10-0	DNP	16-8-0	0-0-0	6-2-0
DUKE	01/16/11	43-57	L	6-4-0	2-7-2	2-3-1	10-7-3	0-0-0	6-5-2
at Virginia	01/23/11	37-72	L	0-1-0	0-3-0	5-4-0	4-4-0	0-0-0	4-3-0
GEORGIA TECH	01/27/11	57-78	L	13-6-0	0-3-2	DNP	12-9-3	0-0-0	0-2-0
at North Carolina	01/30/11	51-76	L	7-5-0	2-3-2	2-1-0	8-5-1	DNP	3-0-1
at Boston College	2-3-11	71-76	L	6-4-1	2-4-1	3-0-0	27-3-2	DNP	4-1-0
WAKE FOREST	02/06/11	55-60	L	0-2-0	7-7-2	4-3-0	11-7-2	DNP	0-1-0
LONGWOOD	02/10/11	62-54	W	10-9-0	9-5-2	4-5-1	11-4-3	0-0-0	1-4-0
at Clemson	02/14/11	68-56	W	3-8-3	12-4-1	4-3-0	18-3-0	DNP	DNP
NC STATE	02/17/11	65-81	L	9-8-1	23-5-1	6-4-0	4-7-3	DNP	2-1-0
at Duke	2-20-11	40-90	L	10-5-1	0-3-1	4-2-0	4-2-1	6-0-2	DNP
at Maryland	02/24/11	48-61	L	11-10-0	9-3-2	7-7-0	11-1-1	DNP	0-1-0
VIRGINIA	02/27/11	71-73	LOT	2-8-0	3-2-1	6-3-0	14-3-1	3-0-0	10-5-0
vs Georgia Tech	03/03/11	58-81	L	4-4-1	6-2-2	4-5-0	10-6-2	10-2-0	0-1-0



HISTORY & RECORDS

VIRGINIA TECH HAS A LONG, PROUD TRADITION OF SUCCESS, INCLUDING 19 WINNING SEASONS, 12 POSTSEASON APPEARANCES AND NINE TRIPS TO THE NCAA TOURNAMENT.



Tere Williams, the Hokies' all-time leader in rebounds, was inducted into the Virginia Tech Sports Hall of Fame in an on-campus ceremony on Oct. 7, 2011.



Hokie Hoops History

FROM A HUMBLE BEGINNING MORE THAN 30 YEARS AGO, VIRGINIA TECH WOMEN'S BASKETBALL HAS DEVELOPED INTO ONE OF THE NATION'S TOP COLLEGE PROGRAMS

THE BEGINNINGS

Women's basketball at Virginia Tech began in 1970 as a club sport under the direction of coach Ganna Roberts. John Ristroph coached the squad during the 1972-73 season. In 1973, Joe Sgro, a professor at Tech, took over the team until 1976 when John Wetzel was named head coach. The team gained full varsity status beginning with the 1976-77 season.

TECH'S VARSITY COACHES

The Hokies' first varsity coach was former Tech player and former assistant coach of the NBA's Portland Trail Blazers, John Wetzel. He played on the men's team from 1963-66 and then went on to play pro ball with the Lakers, Suns and Hawks before coming back to Tech to finish his education and coach the women's squad. In his first and only season, his team recorded a 7-9 record.

Taking over for Wetzel in 1977 was Carolyn Owen, whose team registered an 8-16 mark. In 1978, Carol Alfano came on the scene and, in just her second season, guided the Tech women to their first winning record. Alfano coached the Hokies for 19 seasons guiding them to the program's first NCAA appearances in 1994 and 1995.

Bonnie Henrickson became the Hokies' fourth head coach in 1997 and led Tech to five NCAA Tournament and two WNIT bids in her seven seasons.

Beth Dunkenberger became head coach in 2004 and guided Tech to the postseason three times while at the helm. The Hokies received bids to the NCAA Tournament in 2005 and 2006 and advanced to the WNIT Third Round in 2007.

Dennis Wolff was named Tech's seventh varsity head coach on March 22, 2011.

FIRST SCHOLARSHIP PLAYERS

The first women's basketball player to earn any kind of scholarship was Helena Flannagan in 1977, when she received partial aid. Kim Albany (1978-82), who was recruited by Owen, was Tech's first full scholarship player. Also in 1978, Sis Spriggs received a full grant, and partials went to Donna Cooper, Pauline Landis and Sandy Berry.

RETIRED JERSEY

Renee Dennis' No. 44 jersey was retired at the conclusion of her career in 1987. Dennis, from Bridgeport, Conn., is one of only 14 athletes in Tech athletic history to have his or her jersey retired. She was the first female athlete to



Renee Dennis is Tech's all-time leading scorer with 1,791 points.

receive that honor and one of only three so far in Hokie history.

The others to have their jerseys retired are head football coach Frank Beamer, football players Cornell Brown, Carroll Dale, Jake Grove, Frank Loria, Jim Pyne, Bruce Smith and Michael Vick, men's basketball stars Dell Curry, Vernell "Bimbo" Coles, Allan Bristow and Ace Custis, baseball coach Chuck Hartman, baseball player Johnny Oates and volleyball standout Lisa Pikalek.

PROFESSIONAL PLAYERS

Dennis played professionally in Australia, where she was her division's Player of the Year in 1989-90. Wendy Sanders played professionally in Belgium.

Tere Williams became the first Hokie to be selected in the WNBA Draft, when she was picked in the third round by the Phoenix Mercury. Ieva Kublina was drafted in the third round (31st overall) in the 2004 draft by the Indiana Fever.

At the conclusion of the 2005-06 season, the Hokies' Kerri Gardin was selected in the third round (34th overall) of the WNBA Draft by the Chicago Sky.

Nare Diawara was drafted in the third round (30th overall) of the 2007 WNBA Draft by the San Antonio Silver Stars.

Gardin, who played overseas following her collegiate career, became the first Tech player to play and start in a WNBA regular season game in 2008 as a member of the Connecticut Sun.

Ieva Kublina played in Hungary, Gardin in Israel and Lindsay Biggs and Utahya Drye both played professionally in Europe. Kublina competed in the 2008 Summer Olympics in Beijing, China, and Diawara led her Malian National Team to the 20th African Nations Championship in Dakar, Senegal. However, Diawara missed the Olympics due to injury.

ACADEMIC EXCELLENCE

Christi Osborne was named to the CoSIDA Academic All-America first team in 1994-95 and was a second-team member in 1993-94. Brittany Cook was selected to the third team in 2008 as was Laura Haskins in 2009. Several Hokies have been named to the CoSIDA District III Academic All-America team, including Amy Byrne (1988-89), Christi Osborne (1992-93, 1993-94, 1994-95), Maria Albertsson (1997-98, 1998-99), Amy Wetzel (1998-99, 1999-00), Sarah Hicks (2001-02), Erin Gibson (2003-04, 2004-05), Ieva Kublina (2003-04), Carrie Mason (2004-05, 2005-06), Brittany Cook (2007-08) and Laura Haskins (2007-08, 2008-09). Osborne also was a recipient of the Rawlings Scholarship Award (1994-95). Haskins was selected as the first winner of the Kay Yow Award as the ACC Women's Basketball Scholar Athlete of the Year.

BEST OF THE METRO

The Virginia Tech women's basketball team won two championships as a member of the Metro Conference. Tech won the 1994 Metro Conference Tournament by knocking off Virginia Commonwealth, UNC Charlotte and Southern Miss in succession. The Hokies captured the 1995 Metro regular-season championship with a 10-2 league record.

ATLANTIC 10 CHAMPS

The Hokies captured the Atlantic-10 Conference Tournament championship in 1998 with a thrilling 66-64 overtime win over host Massachusetts. Virginia Tech won the Atlantic-10 regular-season title in 1998-99 with a 15-1 league record.

NATIONAL HONORS

Williams and Lisa Witherspoon were named as honorable mentions to the 1999 Associated Press All-America teams. In 1995, Jenny

Root was an honorable mention selection to the Kodak All-America team. The Women's Basketball News Service named Tere Williams to the 1998 Freshman All-America third team. In 2008, Brittany Cook was a third-team selection to the ESPN The Magazine All-America team.

ALL-ATLANTIC COAST CONFERENCE

Utahya Drye was a 2010 honorable mention All-ACC selection after leading the Hokies in scoring. Kerri Gardin represented Virginia Tech on the All-Atlantic Coast Conference team, earning honorable mention honors during the 2004-05 season. Gardin averaged a double-double against the rest of the league, with 12.2 points per game during ACC play, while pulling down 10.1 rebounds a contest. Both were team-highs during the conference slate.

Gardin again earned all-conference honors during the 2005-06 season. She was second on the team in scoring with 12.4 points per game, and she led the league in rebounds per contest, pulling down 10.0 per game.

Kirby Copeland was an honorable mention selection for the 2006-07 season. Copeland led the team in scoring (15.0), assists (146) and steals (68).

Brittany Cook, after leading the ACC in scoring, was named to the 2007-08 all-conference second team.

ALL-BIG EAST CONFERENCE

Williams was the first Hokie to be selected for All-BIG EAST honors after being named to the all-conference second team following the 2000-01 season. Ieva Kublina was selected as the 2001-02 BIG EAST Most Improved Player

and was named to the all-conference second team. Sarah Hicks was a member of the 2001-02 all-conference third team. Kublina became the first Tech player to be named to the All-BIG EAST first team in 2002-03, and Carrie Mason was named to the 2003 BIG EAST All-Rookie team. Kublina was selected to the 2004 All-BIG EAST second team.

ALL-ATLANTIC 10 CONFERENCE

The Hokies were well represented on the All-Atlantic 10 Conference teams during their five years in the league. Michelle Houseright was the first Virginia Tech player named to the All-Atlantic 10 team in 1996 as a second-team selection and Lisa Witherspoon was a second-team pick in 1999. Other Hokies named to the team include Tere Williams, a first-team selection in 1999 and 2000 and a second-team member in 1998; Wetzel, a second-team choice in 1999 and 2000; and Chrystal Starling, a member of the third team in 2000.

ALL-METRO CONFERENCE


In 14 seasons as a Metro Conference member, Virginia Tech placed 12 players on the all-conference team, including Jenny Root, who was honored as the 1994-95 Metro Player of the Year. Hokies named to the first team include Taiqua Brittingham (1984), Renee Dennis (1986, '87), Susan Walvius (1986), Amy Byrne (1989) and Root (1994, '95). Second-team selections include Angie Kelly (1986), Maureen Donovan (1987), Michelle Bain (1988), Amy Byrne (1989), Missy Sallade (1989, '90), Jeni Garber (1991), Lisa Griffith (1992), Christi Osborne (1993, '94, '95) and Root (1993).

TOURNAMENT STARS

Virginia Tech players have left their mark in postseason play through the years. Ieva Kublina was named to the 2003 BIG EAST All-Tournament team and to the 2002 WNIT All-Tournament team. Tere Williams (1998) and Amy Wetzel (1999) were named to the All-Atlantic 10 Tournament team, as was Michelle Houseright (1998). Christi Osborne was a three-time member of the All-Metro Tournament team (1992, '93, '94) and was selected as the 1994 Most Valuable Player. Two-time All-Metro tournament members include Taiqua Brittingham (1983-84), Renee Dennis (1986-87), Jeni Garber (1988-89) and Sue Logsdon (1993-94).

FRESHMAN PHENOMS

Freshmen have made an immediate impact on the women's basketball program through the years. Andrea Barbour was a member of the 2007-08 ACC All-Freshman team, and Carrie Mason was named as a 2002-03 honorable mention selection to the WomensCollegeHoops.com All-American Freshman team and was a member of the BIG EAST All-Rookie Team. Williams was named




Jenny Root was the 1995 Metro Conference Player of the Year.

to the 1998 Women's Basketball News Service Freshman All-American third team as well as being named Atlantic 10 Co-Rookie of the Year. Virginia Tech placed one player on the Atlantic 10 All-Rookie team in each of its five seasons in the league. Three Hokies, Garber (1988-89), Logsdon (1990-91) and Osborne (1991-92), were named to the Metro Conference All-Rookie team.


1,000-POINT CLUB

Twenty-two Virginia Tech women's basketball players have reached the 1,000-point plateau, with the most recent being Utahya Drye, who joined the club during the 2009-10 season. Renee Dennis, Tech's all-time leading scorer, totaled 1,791 points during her Tech career. Other Hokies who have reached the 1,000-point plateau are: Tere Williams (1,750), Ieva Kublina (1,647), Jenny Root (1,582), Christi Osborne (1,500), Amy Wetzel (1,444), Carrie Mason (1,369), Chrystal Starling (1,340), Amy Byrne (1,291), Utahya Drye (1,166), Susan Walvius (1,161), Robin Lee (1,147), Dawn Chriss (1,121), Erin Gibson (1,117), Michelle Houseright (1,112), Kirby Copeland (1,094), Sarah Hicks (1,092), Angie Kelly (1,092), Michelle Bain (1,068), Kerri Gardin (1,061), Lisa Griffith (1,033) and Brittany Cook (1,006).



Utahya Drye became the 22nd member of the 1,000-point club last season.

Postseason Appearances



Tere Williams and the Hokies won a first round game in the 2001 NCAA Tournament before losing to Texas Tech in Lubbock, Texas.

1994 NCAA

- Virginia Tech had a 24-5 record and captured the Metro Conference Tournament title to advance to the Hokies' first NCAA Tournament. Tech was seeded eighth in the East Region and played host to Auburn in a first-round game at Cassell Coliseum. Auburn, on the strength of 24 points and 12 rebounds from Danielette Coleman, defeated the Hokies, 60-51. Tech guard Christi Osborne led the Hokies with 22 points and seven rebounds.

1995 NCAA

- Tech kept up its success by claiming the Metro Conference regular-season championship with a 21-8 record. The Hokies, again seeded eighth in the East Region, faced St. Joseph's in the first round at the University of Connecticut's Gampel Pavilion. The Hokies downed the Hawks, 62-52, behind 18 points from Christi Osborne. The Hokies' second-round opponent, UConn, ended up as the 1995 NCAA champion. Guard Jennifer Rizzotti burned the Hokies for 20 points as the Huskies advanced, 91-45.

1998 NCAA

- With former Tech assistant coach Bonnie Henrickson back in Blacksburg as the head coach, the Hokies posted their third trip to the NCAA Tournament in five years. Tech traveled to Gainesville, Fla., as the No. 11 seed in the

NCAA West Region. The Hokies, behind a record-breaking performance from guard Amy Wetzel, surprised sixth-seeded Wisconsin, which was ranked No. 23 at the time, 75-64. Wetzel set a Tech record and tied an NCAA West Region free throw mark by converting 16 free throws for a career-high 28 points. The Hokies, however, would bow out after round two as host Florida, ranked No. 12, won 89-57. Wetzel again led all scorers with 24 points.

1999 NCAA

- The Hokies used the 1999 season to establish themselves as one of the nation's elite programs. Henrickson led Tech to a school-record 28-3 finish, including a 15-1 Atlantic 10 mark. Cassell Coliseum was the site for NCAA First- and Second- Round games. The Hokies dispatched Saint Peter's, 73-48, before defeating Auburn, 76-61, to earn the program's first Sweet 16 appearance. Tech traveled to Greensboro, N.C., to face second-ranked Tennessee in the NCAA East Regional. Behind 27 points from National Player of the Year Chamique Holdsclaw, the Volunteers eliminated Tech, 68-52, to advance.

2000 WNIT

- Virginia Tech posted its third consecutive 20-win season under Henrickson. The Hokies posted a 20-11 record and made their first

appearance in the Women's National Invitational Tournament. Cassell Coliseum was the site of the first-round matchup against Georgia State. The Hokies used a 12-3 run midway through the second half to break open a close contest and went on to win, 80-56. Maryland was the WNIT Sweet 16 opponent two days later, and the two teams battled into overtime. The Terrapins used a 10-2 run in the last 3:11 of the extra session to eliminate the Hokies, 68-60.

2001 NCAA

- Tech received an at-large bid to the NCAA Midwest Regional as a No. 7 seed. The Hokies had compiled a 21-8 record entering the tournament in their first season in the BIG EAST Conference. Tech finished fourth in the league with an 11-5 record and advanced to the tournament semifinals before being eliminated by eventual national champion, Notre Dame.

Tech's fourth consecutive postseason appearance, and third invitation to the NCAA Tournament in the past four seasons, began with a resounding 77-57 victory over Denver in the first round in Lubbock, Texas. Chrystal Starling led five Hokies in double figures with 20 points as Tech shot 55.3 percent from the field. In the second round, Tech faced Texas Tech on the Lady Raiders' home floor in front of 12,161. The Hokies played a great first half and took a 25-18 lead into the locker room at the intermission. The Lady Raiders, however, exploded in the second half, shooting 63.0 percent and scoring 55 points to defeat the Hokies, 73-52.

2002 WNIT

- Virginia Tech received an invitation to the WNIT, which marked the Hokies' second venture to the tournament and their most successful to date.

The Hokies compiled an 18-10 record entering the WNIT after posting a 15-2 record at one point in the season, the second-best start to a season in the program's history. The two losses were by a total of three points.

Tech's four-game WNIT run, all in the Cassell, opened with a tight 51-45 win over UNC Greensboro.

The second-round contest was a renewal of the rivalry with former A-10 opponent George Washington. Trailing 32-27 at the half, Tech played one of its best halves of the year to win, 68-52.

Vermont was the Hokies' quarterfinal opponent, with the night belonging to senior Sarah Hicks who had 22 points, including four treys. Kublina added 13 points and nine boards as Tech won, 76-48.

Tech's run in the tournament ended in a thrilling 77-72 overtime loss to Houston in front of 5,409 Hokie faithful. Kublina erupted for a career-high 32 points, which was the fourth-

highest single-game total by a Tech player. For her efforts, Kublina was named to the all-tournament team.

2003 NCAA


• Tech made its sixth consecutive postseason appearance following a 21-9 regular season. The Hokies, who lost in the BIG EAST Tournament semifinals to eventual national champion Connecticut, were seeded seventh in the East Regional in West Lafayette, Ind. Freshman Carrie Mason hit a running layup with 1.1 seconds remaining to give Tech a 61-59 win over Georgia Tech. Ieva Kublina led the way with 18 points, followed by Chrystal Starling's 15-point effort. In the second round, the Hokies faced No. 10 Purdue on the Boilermakers home floor. Despite shooting 54.9 percent from the field, Tech fell, 80-62, as the Boilermakers nailed eight three-point shots and forced 20 turnovers.

2004 NCAA

• Tech made its seventh consecutive postseason appearance and seventh NCAA Tournament appearance in the past 11 years following a 22-8 regular season in its final season as a member of the BIG EAST Conference. The Hokies, who lost in the BIG EAST Tournament quarterfinals to eventual national champion Connecticut, were seeded eighth in the East Regional and hosted the first two rounds in Cassell Coliseum. Ieva Kublina scored 26 points to lead the hot-shooting Hokies to an 89-76 first-round win over Iowa.



Ieva Kublina led Tech with 26 points against Iowa in the 2004 NCAA tournament



The Hokies thank their fans following a win over Missouri in the 2006 College Park, Pa., NCAA Regional

Tech built a 40-27 halftime lead by connecting on 51.7 percent from the field and shot a sizzling 67 percent (20-30) in the second half. In addition to Kublina's outburst, Carrie Mason followed with 19 points, including two treys.

The Hokies matched up with the region's top seed and fifth-ranked Penn State in the second round. After leading, 28-25, at the half, Tech saw the Lady Lions put together a 27-5 outburst in the second half to eliminate the Hokies, 61-48, before 7,128 fans, the eighth-largest crowd for a women's contest in Blacksburg. Mason and Kublina again led the way with 16 and 15 points, respectively.

2005 NCAA

• Virginia Tech made its eighth consecutive postseason appearance and eighth NCAA Tournament in the past 12 seasons, following a 17-10 regular season. The Hokies, who lost to Wake Forest in the ACC Tournament, received an at-large bid as the No. 12 seed in the College Park, Md., Regional. Dawn Chriss netted 20 points, but Tech could not overcome a 17-point first-half deficit, falling, 79-78, in front of 3,745 fans to No. 16 DePaul. In addition to Chriss' 20, Kirby Copeland, Erin Gibson and Kerri Garden all reached double figures.

2006 NCAA

• Virginia Tech made its ninth consecutive postseason appearance and ninth NCAA Tournament appearance in the past 13 seasons following a 19-10 regular season. The Hokies posted their first-ever ACC Tournament win, defeating Wake Forest, before falling to Duke in the quarterfinals. Tech earned an at-large bid as the No. 7 seed in the University Park, Pa., Regional.

The Hokies had five players in double figures in the opening round, helping them knock off No. 10 seed Missouri, 82-51. Tech then fell to the No. 2 seed, Connecticut Huskies, 79-56. Dawn Chriss and Kerri Gardin each posted a team-high 16 points while Carrie Mason chipped in 13.

2007 WNIT

• Virginia Tech made it 10 in a row in the postseason with a bid to the WNIT following an 18-15 regular season. After receiving a first-round bye, Tech hosted Western Carolina and used a strong defensive performance in the second half to pull away to a 74-64 victory. A career-high 24 points from Britney Anderson proved not to be enough as the Hokies fell at home to Auburn, 81-74, in the third round.

HISTORY AND RECORDS

Big Victories for Tech

VIRGINIA TECH'S WINS OVER NATIONALLY RANKED TEAMS

- In 1984, Tech shocked No. 20 North Carolina, 74-73, behind Renee Dennis' 17 points.

- In 1984, the Hokies defeated No. 16 Louisiana State, 86-77, in the Marriott-Converse Christmas Classic in Blacksburg.


- One of the biggest wins in Tech women's basketball history came in 1985 when Tech upset No. 5 Old Dominion, 73-72. It was the first win over the Lady Monarchs in 11 games.

- In 1987, the Hokies upended 16th-ranked James Madison, 63-61, behind a 16-point, 13-rebound performance from freshman Amy Byrne.

- In the middle of what was then the longest winning streak in school history, the Hokies upset No. 13 South Carolina in 1987 in Blacksburg, 63-59. Amy Byrne led the Hokies with 16 points and 12 rebounds.

- Virginia Tech upset No. 18 Southern Mississippi, 60-59, in a Cassell Coliseum barn-burner on Feb. 28, 1994. Guard Lisa Leftwich, who led Tech with 18 points, hit a key finger roll with 42 seconds remaining.

- In one of the biggest games in the program's history, Tech defeated No. 19 Southern Mississippi in the final of the 1994 Metro Conference Tournament, 83-76. The win gave



The Hokies upset No. 24 Wisconsin, 75-64, in the 1998 NCAA First Round



The Hokies celebrate a 1998 win over No. 6 Duke at Cameron Indoor Stadium.

Tech its first Metro Tournament title and sent the Hokies to the NCAA Tournament for the first time in their history.

- The Hokies knocked off No. 9 Virginia, 69-62, in Cassell Coliseum on Jan. 13, 1995. The win propelled Virginia Tech into the national rankings for the first time. Christi Osborne, Angela Donnell, Jenny Root and Terri Garland all scored in double figures for the Hokies.

- Tech downed No. 24 Wisconsin, 75-64, in the first round of the 1998 NCAA Regional in Gainesville, Fla. Guard Amy Wetzel converted a school-record 16-of-17 free-throw attempts and scored 28 points to pace the Hokies.

- The Hokies traveled to "Tobacco Road" on Nov. 17, 1998, to knock off sixth-ranked and eventual national runner-up Duke, 72-70, at Cameron Indoor Stadium. An injured Kim Seaver came off the bench to lead Tech with 14 points and nine rebounds.

- Tech defeated in-state rival and 17th-ranked Virginia, 81-65, on Nov. 30, 1998, at Cassell Coliseum. Tere Williams recorded her second straight double-double of the season with 21 points and 10 rebounds.

- On Nov. 30, 2000, Amy Wetzel hit a running 10-footer off the glass with 3.7 seconds remaining to give the Hokies a 57-56 win over 17th-ranked Virginia. The win marked the second consecutive time the Hokies had beaten the Cavaliers in Cassell Coliseum.

- Virginia Tech used a 13-0 run over the final five minutes to pick up a come-from-behind 65-59 win over No. 24 Villanova on Jan. 23, 2001. Tere Williams led Tech with 22 points followed by Amy Wetzel with 18.

- The Hokies made an impressive debut in the BIG EAST Tournament on March 4, 2001, as they knocked off 23rd-ranked Villanova for the second time during the 2000-01 season with a 73-67 win in the tournament quarterfinals in Storrs, Conn. Chrystal Starling came off the bench to lead Tech with 21 points, while Williams chipped in with 20.

- On Nov. 19, 2001, Tech used a stingy defense and clutch free-throw shooting in the closing seconds to defeat No. 16 Old Dominion, 68-62. The Hokies held the Monarchs to only 37.7 percent from the field. Chrystal Starling led Tech with 20 points, while Sarah Hicks added 14.

- The Hokies put together one of their best performances of the season on Jan. 9, 2002, with a 72-53 win over 24th-ranked Boston College. Tech shot a sizzling 59.1 percent from the field while holding the Eagles to only 31.1 percent. Ieva Kublina led the way with 19



Amy Wetzel hits the game-winner over No. 17 UVa in 2000.

points, 11 rebounds and five blocks, while Chrystal Starling also contributed 19 points.

- Chrystal Starling, second in career free-throw and field-goal percentage, came through in the clutch on Jan. 22, 2003, in Tech's 66-64 overtime win over No. 23 Rutgers. She was fouled with 1.2 seconds remaining in overtime, and the senior calmly drained both free throws for the victory. Starling led Tech with 21 points, 16 of which came in the second half and overtime.

- The Hokies used long-range shooting to pull off a 74-70 overtime victory against 23rd-ranked Boston College on March 9, 2003, in the BIG EAST quarterfinals. After forcing the extra period with some clutch free-throw shooting, Tech nailed three treys in the extra session to seal the win. Kublina registered 20 points, including two three-point baskets, while Starling added 18, and Dawn Chriss chipped in with 14 points.

- Tech proved there is a first time for everything as the Hokies defeated 24th-ranked Virginia, 63-62, on Nov. 23, 2003, for their first win in Charlottesville as a varsity team. The Hokies survived a furious Cavalier rally in

the second half after leading by as many as 14 points. UVa had two game-winning attempts in the final five seconds that missed their mark and gave Tech its historic win. Carrie Mason led the way with 18 points, including three treys.

- Virginia Tech jumped out to an early 27-9 lead and never looked back in a 63-50 win over No. 19/24 Villanova on Jan. 14, 2004. Tech dominated the boards, holding a commanding 39-24 advantage, and shot 51.1 percent from the field. Kerri Gardin and Dawn Chriss led a balanced attack with 14 and 12 points, respectively.

- Tech placed five players in double figures while cruising to a 80-64 win over 24th-ranked Boston College on Jan. 24, 2004. After trailing, 33-31, at the half, the Hokies exploded for 49 second-half points, securing the win. Ieva Kublina led the way with 17 points, followed by Carrie Mason with 16. Erin Gibson and sophomore Dawn Chriss had 14 each, and Kerri Gardin added 13.

- The Hokies stunned No. 12 Texas Tech in Las Vegas, 71-70, in overtime on Dec. 19, 2004. After trailing by eight in the first half, Tech tallied 41 points in the second half and shot 60 percent in overtime for the victory. Carrie Mason had 12 points, while Erin Gibson and Nare Diawara each hit for 11.

- Tech closed out its final regular-season away game with an 87-79 upset of No. 22/23 Maryland on Feb. 24, 2005. The Hokies connected on 54 percent of their attempts in the game, while holding the Terps to 46 percent from the floor. Tech netted 48 points in the first half en route to a nine-point halftime lead. Kerri Gardin posted a double-double with 19 points and 12 rebounds, while Dawn Chriss also tallied a team-high 19 points in the win.

- On Jan. 8, 2006, the 25th-ranked Virginia Tech Hokies upended No. 19 Boston College, 67-62, in Blacksburg, Va. The Hokies rallied in the second half, outscoring their counterparts by 11 in the final 20 minutes for the win. Tech's defense stymied the Eagles, forcing them into 30 turnovers in the first ACC match-up of former BIG EAST foes.

- The 79-64 upset win on Jan. 14, 2010, over No. 10 North Carolina was an evening full of highlights for the Virginia Tech women's basketball program. The victory was Tech's first win over a nationally-ranked opponent since a Jan. 8, 2006, home victory over No. 19 Boston College. The win also marked the first triumph over a top-10 opponent since Tech pulled off a 72-70 win on Nov. 15, 1998 at No. 6 Duke. Additionally, the victory was only the second-ever in Cassell Coliseum against a top-10 team with the other occurring on Jan. 13, 1995, in a 69-62 win over No. 9 Virginia.

Milestone Wins



Virginia Tech's 250th win was one of the biggest in its history, as the Hokies knocked off Southern Mississippi in the final game of the 1994 Metro Conference Tournament to earn the program's first bid to the NCAA Tournament.

FIRST VARSITY WIN

The Virginia Tech women's basketball team earned its first win as a varsity sport by defeating Bridgewater College, 59-55, on Dec. 14, 1976. The Hokies, who overcame a five-point deficit, outscored the Eagles by nine points down the stretch to clinch the win. Sophomore Gail Kelley led the way with 17 points, followed by Karen Garbis' 13.

50TH WIN

Tech's 50th win came on Jan. 28, 1981, against James Madison. Sis Spriggs was one of three Hokies in double figures with 15 points as Tech downed the Dukes, 66-58. Also in double figures were Tammie Edwards with 13 and Maureen Corrigan, who had 10 points as well as 10 rebounds.

100TH WIN

The Hokies hit the century mark by upsetting nationally ranked North Carolina, 74-73, in a thriller at Roanoke, Va., on Dec. 1, 1984. Tech was paced by Renee Dennis' 17-point performance, but a number of players shined in the upset victory. Susan Walvius, a 6-2 center, added 16 points and five rebounds, guard Angie Kelly chipped in 15 points and guard Maureen Donovan contributed seven points and six rebounds.

150TH WIN

Tech registered win No. 150 on Jan. 16, 1988, when it squeaked past Louisville in Blacksburg, 68-67. Keying the victory was center Michelle Bain, who tallied 19 points and nine rebounds, while forward Wendy Sanders pumped in 16 points. Point guard Denise Kayajian had a career-high (at the time) eight assists to go along with nine points against the Lady Cardinals.

200TH WIN

Tech won its 200th game on Dec. 30, 1991, in the final of the 1991 Diamond Club Classic when it downed UNC Greensboro, 84-65, in Cassell Coliseum. Phyllis Tonkin scored 20 points and grabbed nine rebounds to lead the Tech women. Lisa Griffith kicked in 17 points, while Dayna Sonovick had nine rebounds and six assists.

250TH WIN

The Hokies won their 250th career game on March 9, 1994, by knocking off 19th-ranked Southern Mississippi, 83-76, in the final of the 1994 Metro Conference Tournament in Biloxi, Miss. Southern Miss was the tournament's top seed. Christi Osborne led the way with 19 points, while Sue Logsdon had 18. Lisa Leftwich pitched in with 17, and Jenny Root contributed 14.

300TH WIN

Tech posted its 300th win in the program's history on Jan. 2, 1998, in an 84-60 win over Rhode Island in the Hokies' 1997-98 conference opener. The Cassell Coliseum crowd witnessed an outstanding performance from guard Amy Wetzel, who finished with 14 points and three steals. The win also marked Bonnie Henrickson's first Atlantic-10 Conference win as a head coach.

350TH WIN

Tech picked up win No. 350 on Jan. 6, 2000, when it coasted to an 81-38 win over Rhode Island. The victory also was Tech's 200th in Cassell Coliseum. The Hokies opened the game on a 12-0 run and cruised to a 42-16 halftime lead. The Hokies placed five players in double figures led by Nicole Jones, Kim Seaver, Chrystal Starling and Tere Williams with 12 points each. Tech outrebounded the Rams, 44-24, and blocked seven shots in the victory.

400TH WIN

The Hokies recorded win No. 400 on Jan. 19, 2002, with a 69-50 win over St. John's. Tech jumped out to a 39-20 halftime lead and cruised to the victory behind 16 points from Chrystal Starling along with Nicole Jones' 12 points and Sarah Hicks' 11. The Hokies held the Red Storm to only 30.8 percent from the field, while shooting a sizzling 64.0 percent in the first half.

450TH WIN

Win No. 450 on March 6, 2004, did not come easy as Tech found itself trailing Georgetown, 40-28, early in the second half of the 2004 BIG EAST Championship first-round contest. The Hokies cut the deficit to six points, 43-37, then ripped off 17 unanswered points and went on to a 56-47 victory. Tech outscored Georgetown, 28-7, over the final 14 minutes of the contest. Carrie Mason and Kerri Gardin led the comeback with 14 points each.

500TH WIN

The Hokies received strong performances from center Nare Diawara and forward Brittany Cook to defeat UNC Greensboro, 56-45, and record the 500th victory in the program's history on Jan. 10, 2007. Diawara recorded a double-double with 18 points and 12 rebounds, while Cook contributed 12 points and seven rebounds.

550TH WIN

Sophomore Shanel Harrison tallied 20 points to led the Hokies to win No. 550 on senior night in a 70-69 win over Clemson. Senior Lindsay Biggs and Utahya Drye scored the final 10 points for Tech down the stretch to preserve the victory. Drye finished her final home game with 13 points while Biggs chipped in 10.

Conference Timeline

- Feb. 25-26, 1921 - Tech, under the leadership of athletics director C.P. "Sally" Miles, joined the Southern Intercollegiate Conference as a charter member. Other members included Alabama, Alabama Polytechnic Institute (Auburn), Clemson, Georgia, Georgia School of Technology (Georgia Tech), Kentucky, Maryland, Mississippi Agricultural and Mechanical College (Mississippi State), North Carolina, North Carolina State, Tennessee, Virginia and Washington and Lee. In 1922, Louisiana State, Mississippi, South Carolina, Vanderbilt and Tulane joined the conference.

- December 1923 - The name of the conference was officially changed to the Southern Conference. Also, conference officials added the University of the South to the conference. The following year, VMI joined the conference, and in 1929, Duke joined.

- 1932 - It was agreed that the 13 southern-most members should form a separate conference. The Southeastern Conference, thus, was formed with Alabama, Auburn, Florida, Georgia, Georgia Tech, Kentucky, LSU, Mississippi, Mississippi State, Sewanee, Tennessee, Tulane and Vanderbilt as the members.

- 1953 - Seven colleges withdrew to form the Atlantic Coast Conference: Clemson, Duke, North Carolina, North Carolina State, Maryland, South Carolina and Wake Forest College.

- June 1965 - Tech withdrew from the Southern Conference.

- July 1965-May 1978 - Tech competed as an independent in virtually every varsity sport.

- May 1978 - Tech ended its 13-year status as a major independent by accepting a bid to join the Metropolitan Collegiate Athletic Conference (a.k.a. the Metro) for all sports except football.

The Hokies joined Cincinnati, Florida State, Louisville, Memphis State, St. Louis and Tulane in the Metro, which was founded in 1975.

- Feb. 5, 1991 - After 26 years as a football independent, Tech officially accepted a bid to join the newly-created BIG EAST Football Conference. Tech joined Miami, Syracuse, Boston College, Pittsburgh, West Virginia, Temple and Rutgers as charter members of the conference.

- January 1995 - Five Metro members - UNC Charlotte, Tulane, Louisville, Southern Miss and South Florida - voted Tech and

Virginia Commonwealth out of the league. At the time, those schools were planning a merger with other Midwestern schools (hence, the birth of Conference USA), and the Hokies and Rams were not interested in such a merger. As a result, those five league members decided to vote them out of the league.

- Feb. 3, 1995 - Tech, VCU and the Metro agreed to a \$2.27 million settlement which the Hokies and Rams split. A portion of conference revenue was going to be withheld from the two schools, but this settlement put an end to the issue.

- Two weeks later, 1995 - Tech joined the Atlantic 10 Conference for all sports except football, which was in the BIG EAST, and wrestling, which was in the Colonial. (Tech wrestling later began competition in the Eastern Wrestling League in 1997).

- June 24, 1999 - Tech received a proposal from the BIG EAST Conference, inviting the school to join the conference for all sports.

- July 20, 1999 - Tech submitted a counterproposal, addressing financial issues that the school had with the original proposal. BIG EAST athletic directors addressed those concerns at the athletics directors' meetings in mid-July and submitted the proposal to each school's respective president for a vote.

- Aug. 24, 1999 - Tech and the BIG EAST announced that the Hokies would join the conference for all sports beginning in 2001-02.

"Virginia Tech is thrilled to become a full member of the BIG EAST Conference and looks forward to its academic and athletic associations with the entire conference membership," Tech president Paul Torgersen said.

- November 2, 1999 - BIG EAST Conference presidents voted to advance Virginia Tech's participation as a full member to July 1, 2000.

- June 18, 2003 - In a surprise move, presidents of Atlantic Coast Conference schools privately dropped a plan to invite Miami, Boston College and Syracuse and instead voted on inviting Virginia Tech and Miami. This came after five



Jim Weaver shakes hands with ACC Commissioner John Swofford as Virginia Tech is officially introduced as the 10th member of the Atlantic Coast Conference.

weeks of negotiations with the other three schools for ACC invitations.

- June 19, 2003 - Responding to speculation that Virginia Tech had been invited to join the ACC, the university issued a release stating that no offer had been extended officially or unofficially.

- June 24, 2003 - Presidents of Atlantic Coast Conference schools held a teleconference and voted to begin the official process of offering invitations to Virginia Tech and Miami.

- June 25, 2003 - Atlantic Coast Conference officials made an official site visit to Virginia Tech, which the Hokies passed with flying colors. This was the final step before an official invitation could be extended.

- June 27, 2003 - Virginia Tech President Charles Steger announced that the Hokies had officially accepted the ACC's invitation to join the conference.

"Today we have received the formal offer of membership, which we will accept," Steger said. "We know that this affiliation will be good for our students, athletes, fans and communities for many years to come."

- July 1, 2003 - Virginia Tech and Miami were officially introduced as the 10th and 11th members of the Atlantic Coast Conference at a press conference in Greensboro, N.C.

"I'm excited for our fans and our constituency," athletics director Jim Weaver said. "This membership is something that the fan base and alumni and friends of Virginia Tech have wanted for a long time. It's home for us. We've had prior relationships with these institutions for many years and this is something our fans are excited about. I'm happy for them, for our coaches and for our student-athletes."

- July 1, 2004 - The Hokies officially joined the ACC on July 1, 2004, and began play in the 2004-05 academic year in all sports.

Individual Records



MOST POINTS

Game: 36, Brittany Cook at Miami, 2/11/08
Season: 561, Amy Byrne, 1989-90
ACC Game: 36, Brittany Cook at Miami, 2/11/08
ACC Season: 250, Brittany Cook, 2007-08
ACC Tourn. Game: 21 Utahya Drye vs. Virginia, 3/5/09

HIGHEST SCORING AVERAGE

Season: 20.0, Amy Byrne, 1989-90
ACC Season: 17.9, Brittany Cook, 2007-08

MOST FIELD GOAL ATTEMPTS


Game: 30, Renee Dennis, vs. Memphis State, 2/7/87
Season: 472, Renee Dennis, 1986-87
ACC Game: 25, Andrea Barbour vs Maryland, 2/4/08
ACC Season: 200, Kirby Copeland, 2006-07
ACC Tourn. Game: 20, Kirby Copeland vs. Boston College, 3/1/07

MOST FIELD GOALS MADE

Game: 15, Brittany Cook at Miami, 2/11/08
Season: 212, Renee Dennis, 1986-87
ACC Game: 15, Brittany Cook at Miami, 2/11/08
ACC Season: 97, Brittany Cook, 2007-08
ACC Tourn. Game: 9, Dawn Chriss vs. Wake Forest, 3/4/05 and vs. Wake Forest, 3/2/06

MOST THREE-POINT FIELD GOAL ATTEMPTS

Game: 15, Jeni Garber vs. South Carolina 2/16/91, and Sarah Hicks vs. Duke, 12/08/99
Season: 224, Jeni Garber, 1990-91
ACC Game: 12, Lindsay Biggs at North Carolina, 2/5/09
ACC Season: 111, Lindsay Biggs, 2008-09
ACC Tourn. Game: 7, Carrie Mason vs. Wake Forest, 3/2/06



MOST THREE-POINT FIELD GOALS MADE

Game: 8, Jeni Garber vs. South Carolina, 2/16/91
Season: 71, Lindsay Biggs, 2008-09
ACC Game: 7, Lindsay Biggs at Maryland, 1/18/09
ACC Season: 38, Lindsay Biggs, 2008-09
ACC Tourn. Game: 3, Carrie Mason vs. Wake Forest, 3/2/06 and Nikki Davis vs. Georgia Tech, 3/3/11

MOST CONSECUTIVE GAMES

SCORING A THREE-POINTER

Career: 18, Jeni Garber, 1988-91
ACC Career: 10, Carrie Mason, 2004-05, 2005-06

BEST FIELD-GOAL PERCENTAGE

Game: 1.000 (9-9), Amy Byrne vs. Kentucky, 2-19-89, Megan Finnerty (5-5) vs. Wake Forest, 1/31/05, Kerri Gardin (6-6) vs. Western Michigan, 12/19/05, and Amber Hall (6-6) vs. Tennessee Tech, 11/25/06
Season: 60.2 (192-319), Tere Williams, 1998-99 (min. 200 attempts)
ACC Game: 100.0 (5-5), Megan Finnerty vs. Wake Forest, 1/31/05, Shani Grey at North Carolina, 2/5/09 (min. 5 made)
ACC Season: 50.9 (84-165), Britney Anderson, 2004-05 (min. 150 attempts)
ACC Tourn. Game: 75.0 (9-12) Dawn Chriss vs. Wake Forest, 3/2/05 (min. 5 made)

MOST FREE THROWS ATTEMPTED

Game: 18, Nikki Davis at Miami, 1/24/10,
Season: 203, Amy Byrne, 1989-90 and Amy Wetzel, 1998-99
ACC Game: 18, Nikki Davis at Miami, 1/24/10
ACC Season: 63, Dawn Chriss, 2004-05
ACC Tourn. Game: 9, Nare Diawara vs. Boston College, 3/1/07, and vs. North Carolina, 3/2/07

MOST FREE THROWS MADE

Game: 16, Amy Wetzel vs. Wisconsin, 3/14/98
Season: 153, Amy Wetzel, 1998-99
ACC Game: 14, Nikki Davis at Miami, 1/24/10
ACC Season: 50, Dawn Chriss, 2004-05, and Nare Diawara, 2006-07
ACC Tourn. Game: 9, Nare Diawara vs. North Carolina, 3/2/07

BEST FREE-THROW PERCENTAGE

Game: 1.000 min. 10 made (13-13) Sue Logsdon vs. William & Mary, 1/2/91, (11-11) Christi Osborne vs. Va. Commonwealth, 2/1/94
Season: .889 (72-81), Sue Logsdon, 1990-91
ACC Game: 1.000 min. 9 made (9-9) Brittany Cook at Wake Forest, 2/7/08
ACC Season: 89.3 (25-28), Brittany Cook, 2006-07
ACC Tourn. Game: 1.000 (9-9) Nare Diawara vs. North Carolina, 3/2/07, (7-7), Kerri Gardin vs. Wake Forest, 3/4/05, (6-6), Dawn Chriss vs. Wake Forest, 3/2/06

MOST CONSECUTIVE FREE THROWS MADE

Season: 38, Christi Osborne, 1993-94
ACC Season: 19, Brittany Cook, 2006-07

MOST REBOUNDS

Game: 21, Karen Garbis vs. James Madison, 2/16/78, Nicole Jones vs. Hampton, 12/29/99, Kerri Gardin vs. Virginia, 2/13/05
Season: 289, Kerri Gardin, 2005-06
ACC Game: 21, Kerri Gardin vs. Virginia, 2/13/05
ACC Season: 141, Kerri Gardin 2004-05
ACC Tourn. Game: 15, Kerri Gardin vs. Duke, 3/3/06

BEST REBOUNDING AVERAGE

Season: 10.0, Kerri Gardin, 2005-06
ACC Season: 10.1, Kerri Gardin, 2004-05

MOST STEALS

Game: 9, Taiqua Brittingham vs. Northwestern, 12/22/83
Season: 86, Lisa Witherspoon, 1998-99
ACC Game: 7, Kerri Gardin vs. Duke, 2/6/06
ACC Season: 36, Kerri Gardin, 2005-06 and Nikki Davis, 2008-09
ACC Tourn. Game: 6, Kirby Copeland vs. Duke, 3/3/06

MOST ASSISTS

Game: 13, Lisa Leftwich vs. Virginia Commonwealth, 2/8/92 and Lisa Witherspoon vs. Dayton, 1/4/99; and vs. Xavier, 2/28/99
Season: 246, Lisa Witherspoon, 1998-99
ACC Game: 11, Nikki Davis vs. North Carolina, 1/14/10
ACC Season: 62, Laura Haskins, 2008-09
ACC Tourn. Game: 6, Kirby Copeland vs. North Carolina, 3/2/07

MOST BLOCKED SHOTS

Game: 9, Susan Walvius vs. Florida State, 1/4/86, vs. Virginia, 12/10/85, and vs. Marshall, 2/12/85
Season: 93, Susan Walvius, 1985-86



*Dawn
Chriss*

INDIVIDUAL CAREER RECORDS

Most Points	1,791, Renee Dennis, 115 games, 1983-87
Best Scoring Average	15.6, Renee Dennis, 115 games, 1983-87
Most Field Goals Attempted	1,461, Renee Dennis, 115 games, 1983-87
Most Field Goals Made	694, Tere Williams, 118 games, 1997-01
Best Field-Goal Percentage550, Tere Williams, 118 games, 1997-01
Most Free Throw Attempts	638, Renee Dennis, 115 games, 1983-87
Most Free Throws Made	489, Amy Wetzel, 129 games, 1996-01
Best Free-Throw Percentage829, Christi Osborne, 117 games, 1991-95
Most Rebounds	853, Tere Williams, 118 games, 1997-01
Best Rebounding Average	7.2, Tere Williams, 118 games, 1997-01
Most Assists	635, Lisa Witherspoon, 112 games, 1996-99
Most Steals	252, Taiqua Brittingham, 105 games, 1981-85
Most Blocked Shots	257, Ieva Kublina, 126 games, 2000-04
Most Games Played	129, Amy Wetzel, 1996-01
Most Games Started	121, Carrie Mason, 2002-06
Most Minutes Played	4,179, Carrie Mason, 2002-06



Ieva Kublina set the Virginia Tech career blocked-shot record with this rejection against Liberty.

ACC Game: 6, Eleanor Brentnall vs. North Carolina, 1/10/08

ACC Season: 23, Nare Diawara, 2006-07

ACC Tour. Game: 2, Nare Diawara vs.

Boston College, 3/1/07, Amber Hall vs.

Boston College, 3/6/08, Eleanor Brentnall

vs. Boston College, 3/6/08, Brittany Gordon

vs. Boston College, 3/4/10, Taylor Ayers vs.

Georgia Tech, 3/3/11, Shanel Harrison vs.

Georgia Tech, 3/3/11

MOST MINUTES PLAYED

Game: 54, Amy Wetzel vs. Dayton, 2/27/99 (3 OT) & Katie O'Connor vs. Dayton, 2/27/99, (3 OT)

Season: 1,110, Carrie Mason, 2003-04

ACC Game: 50, Carrie Mason vs. Florida State, 2/19/05, (3OT)

ACC Season: 495, Brittany Cook, 2007-08

ACC Tour. Game: 39, Utahya Drye vs. Virginia, 3/5/09

CONSECUTIVE DOUBLE-FIGURE SCORING GAMES

Season: 28, Amy Byrne, 1989-90

Career: 38, Amy Byrne

ACC Season: 8, Brittany Cook, 2007-08

ACC Career: 8, Brittany Cook, 2007-08

HISTORY AND RECORDS


Team Records



Michelle Bain scored 20 of the school-record 117 points the Hokies scored against Mercer in 1987.



Dawn Chriss scored 19 points to contribute to the Hokies biggest output on the road in the ACC, a record 87 points in this 2005 win at Maryland.



Kerri Gardin led Tech with 19 points in its record 65-point win over Southern Miss in 2004.

MOST POINTS

Game: 117 vs. Mercer, 2/16/87
Season: 2,293, 30 games, 1983-84
ACC Game: 90 vs. Miami, 2/27/05
ACC Season: 1,044, 14 games, 2004-05
ACC Tourn. Game: 73 vs. Wake Forest, 3/2/06

MOST POINTS, BOTH TEAMS

Game: 201 (VT 117 vs. Mercer 84), 2/16/87;
201 (VT 103 vs. Dayton 98), 1/18/97
ACC Game: 177 (VT 83 at Florida State 94), 2/19/05
ACC Tourn. Game: 150
(VT 60 vs. North Carolina 90), 3/2/07

MOST POINTS, HOME FLOOR

Game: 105 vs. Southern Mississippi, 12/28/04
ACC Game: 90 vs. Miami, 2/27/05

MOST POINTS, OPPONENT'S FLOOR

Game: 117 vs. Mercer, 2/16/87
ACC Game: 87 at Maryland, 2/24/05

MOST POINTS, ONE HALF

Game: 63 (2nd) vs. Western Carolina, 12/1/93
ACC Game: 50 (2nd) vs. Virginia 2/15/07; (2nd) vs.
Wake Forest, 2/22/09
ACC Tourn. Game: 44 (2nd) vs. Georgia Tech, 3/3/11

FEWEST POINTS, ONE HALF

Game: 12 (1st) vs. Virginia, 1/9/78; (1st) vs. Mount
St. Mary's, 12/9/09
ACC Game: 15 (1st) at Duke, 1/21/10
ACC Tourn. Game: 14 (1st) vs. Georgia Tech, 3/3/11

FEWEST POINTS, BOTH TEAMS

Game: 76 (VT 43 vs. Winston-Salem St. 33), 12/28/06
ACC Game: 103 (NC State 57 at VT 46), 2/1/09
ACC Tourn. Game: 104 (VT 47 vs. Boston College 57),
3/6/08

LARGEST VICTORY MARGIN

Game: 65 vs. Southern Mississippi (105-40), 12/28/04
ACC Game: 45 vs. Miami (90-45), 2/27/05
ACC Tourn. Game: 13 vs. Wake Forest (73-60), 3/2/06

WORST DEFEAT

Game: 60 vs. Old Dominion (48-108), 1/27/78
ACC Game: 50 at Duke (40-90), 2/20/11
ACC Tourn. Game: 30 vs. North Carolina (60-90), 3/2/07

MOST POINTS IN A LOSS

Game: 90 vs. Clemson, 12/29/84
ACC Game: 83 at Florida State, 2/19/05 (94-83, 30T)
ACC Tourn. Game: 60 vs. North Carolina, 3/2/07

FEWEST POINTS SCORED

Game: 33 vs. Tennessee, 2/22/95
ACC Game: 38 at Duke, 1/21/10;
ACC Tourn. Game: 47 vs. Boston College, 3/6/08

FEWEST POINTS ALLOWED

Game: 31 vs. Presbyterian, 1/05/09
ACC Game: 34 at Wake Forest, 1/18/07
ACC Tourn. Game: 54 vs. Boston College, 3/1/07
MOST POINTS ALLOWED
Game: 108 vs. Old Dominion, 1/27/78
ACC Game: 102 at North Carolina, 1/04/07
ACC Tourn. Game: 90 vs. North Carolina, 3/2/07

MOST FIELD GOALS ATTEMPTED

Game: 94 vs. Appalachian State, 11/17/79
Season: 2,009, 30 games, 1983-84
ACC Game: 88 at Florida State, 2/19/05
ACC Season: 839, 14 games, 2005-06
ACC Tourn. Game: 67 vs. Wake Forest, 3/4/05

MOST FIELD GOALS MADE

Game: 51 vs. Mercer, 2/16/87
Season: 928, 29 games, 1984-85
ACC Game: 36 at Miami OT, 2/11/08
ACC Season: 360, 14 games, 2006-07
ACC Tourn. Game: 32 vs. Wake Forest, 3/2/06

BEST FIELD-GOAL PERCENTAGE

Game: 66.1 (37-56) at Appalachian State, 11/28/87
Season: 47.8 (771-1614), 31 games, 1999-00
ACC Game: 65.2 (30-46) vs. Wake Forest, 2/22/09
ACC Season: 44.0 (280-636), 2004-05
ACC Tourn. Game: 52.5 (32-61), vs. Wake Forest, 3/2/06

MOST THREE-POINT FIELD GOALS MADE

Game: 12, vs. Southern Mississippi, 2/13/93

Season: 140, 2001-02

ACC Game: 9 at Maryland, 1/18/09

ACC Season: 51, 2008-2009

ACC Tourn. Game: 6 vs. Georgia Tech, 3/3/11

MOST THREE-POINT FIELD GOAL ATTEMPTS

Game: 26, vs. Syracuse, 1/4/03

Season: 396, 1990-91

ACC Game: 20 at Maryland, 1/18/09; at NC State, 2/7/10

ACC Season: 174, 2009-10

ACC Tourn. Game: 13 vs. Georgia Tech, 3/3/11

MOST THREE-POINT FIELD**GOALS MADE, BOTH TEAMS**

Game: 22, VT at Maryland, 1/18/09

ACC Game: 22 VT at Maryland, 1/18/09

ACC Tourn. Game: 15, Tech (6) vs. Georgia Tech (9), 3/3/11

MOST THREE-POINT FIELD GOAL**ATTEMPTS, BOTH TEAMS**

Game: 48, VT at Maryland, 1/18/09

ACC Game: 48, VT at Maryland, 1/18/09

ACC Tourn. Game: 29 (Tech vs. Wake Forest),

3/4/05, (Tech vs. Boston College), 3/4/10

MOST FREE THROWS ATTEMPTED

Game: 58 vs. Yale, 1/9/82

Season: 754, 28 games, 1981-82

ACC Game: 33 at Miami, 1/24/10

ACC Season: 277, 2005-06

ACC Tourn. Game: 21 vs. Boston College, 3/1/07

MOST FREE THROWS MADE

Game: 43 vs. Yale, 1/9/82

Season: 521, 30 games, 1993-94

ACC Game: 25 vs. North Carolina, 2/17/06

ACC Season: 192, 2005-06

ACC Tourn. Game: 16 vs. Wake Forest, 3/4/05;

vs. Virginia, 3/5/09

BEST FREE-THROW PERCENTAGE

Game: 1.000 (15-15) vs. William & Mary, 2/4/78

Season: .734, 30 games, 1993-94; .734, 31 games, 2000-01

ACC Game: 94.1 (16-17) vs. Boston College, 1/08/06

ACC Season: .737 (182-247), 2006-07

ACC Tourn. Game: .875 (14-16) vs. North Carolina, 3/2/07

MOST REBOUNDS

Game: 75 vs. Liberty, 1/8/90

Season: 1,331, 34 games, 2006-07

ACC Game: 53 at Florida State, 2/19/05

ACC Season: 526, 2006-07

ACC Tourn. Game: 51 vs. Wake Forest, 3/4/05

HIGHEST REBOUNDING AVERAGE

Season: 47.6, 24 games, 1979-80

ACC Season: 37.6, 2006-07

MISCELLANEOUS RECORDS

Tech's All-Time Varsity Record	561-453 (35 years)
Cassell Coliseum Record	331-144 (69.7 percent)
Consecutive Home Court Wins	25, 1992-94
Record in Metro Conference Tournament	13-17
Record in Atlantic 10 Conference Tournament	8-4
Record in BIG EAST Conference Tournament	4-4
Record in Atlantic Coast Conference Tournament	2-7
Largest Margin of Victory at Home	65 vs. Southern Mississippi (105-40), 12-28-2004
Worst Defeat at Home	108-48, Old Dominion, 1977-78
Worst Defeat on the Road	90-40, Duke, 2010-11
Most Games Played	34, 2006-07
Most Wins	28, 1998-99
Most Losses	21, 1996-97
Fewest Wins	7, 1976-77
Fewest Losses	3, 1998-99
Longest Winning Streak	18, 1998-99
Longest Losing Streak	10, 2010-11
Highest Scoring Average	78.3, 29 games, 1984-85
Lowest Defensive Average	56.0, 31 games, 2003-04
Highest Won-Lost Percentage903, 28-3, 1998-99
Lowest Won-Lost Percentage323, 10-21, 1996-97
Most Consecutive Winning Seasons	10, 1997-98/2006-07
Most Metro Conference Wins (reg. season)	10, 1994-95
Most Atlantic 10 Conference Wins (reg. season)	15, 1998-99
Most BIG EAST Conference Wins (reg. season)	11, 2001-02
Most Atlantic Coast Conference Wins (reg. season)	6, 2004-05/2005-06/2006-07
Most Consecutive Metro Wins (reg. season)	6, 1994-95
Most Consecutive Atlantic 10 Wins (reg. season)	8, 1998-99
Most Consecutive BIG EAST Wins (reg. season)	6, 2001-02
Most Consecutive ACC Wins (reg. season)	3, 2006-07
Most Consecutive Metro Losses (reg. season)	6, 1987-88
Most Consecutive Atlantic 10 Losses (reg. season)	5, 1996-97
Most Consecutive BIG EAST Losses (reg. season)	3, 2001-02, 2002-03
Most Consecutive Atlantic Coast Losses (reg. season)	9, 2007-08/2010-11




Amy Wetzel played an integral role in leading the Hokies to their school-record 18-game winning streak and a 28-3 record in 1998-99 when Tech advanced to the Sweet 16 of the NCAA Tournament.

Single-Game Highs



Brittany Cook (above) and Renee Dennis (left) hold Tech's top two single-game scoring highs with 36 and 34 points, respectively.



Kerri Gardin (left) grabbed 21 rebounds in 2005 at home against Virginia to tie the Hokies' record held by Nicole Jones (above) and Karen Garbis.

POINTS (VIRGINIA TECH)

- 36 Brittany Cook at Miami OT, 2/11/08
- 34 Renee Dennis vs. Memphis State, 2/7/87
- 33 Dawn Chriss at Florida State, 2/19/05
- Michelle (Hollister) Houseright vs. Fordham, 3/1/96
- Renee Dennis vs. Florida State, 1/3/87
- 32 Ieva Kublina vs. Houston, 3/23/02
- Jenny Root vs. Morehead State, 2/25/93
- 31 Joyce Waddy vs. Mercer, 2/22/86
- 30 Utahya Drye vs. USC Upstate, 2/2/09
- Dayna Sonovick vs. ETSU, 12/4/91
- Renee Dennis vs. North Carolina, 12/4/85
- 29 Nikki Davis at Miami, 1/24/10
- Andrea Barbour vs. Liberty, 11/19/07
- Ieva Kublina at Miami, 2/20/02
- Michelle (Hollister) Houseright vs. La Salle, 1/25/96
- Jenny Root vs. Radford, 2/12/92
- Amy Byrne vs. Radford, 2/28/90
- Michelle Bain vs. Florida State, 2/20/88
- Susan Walvius vs. Mercer, 2/22/86
- Susan Walvius vs. Virginia, 12/10/85
- Robin Lee vs. Florida State, 1/16/82
- 28 Brittany Cook vs. Robert Morris, 12/21/07
- Kirby Copeland vs. Morehead State, 2/3/07
- Kirby Copeland vs. Iowa State, 11/24/06
- Sarah Hicks at Louisiana State, 11/25/01
- Amy Wetzel vs. Xavier, 2/28/99
- Amy Wetzel vs. Wisconsin, 3/14/98
- Michelle (Hollister) Houseright vs. George Washington, 2/27/96
- Jeni Garber vs. Memphis State, 3/9/89

REBOUNDS (VIRGINIA TECH)

- 21 Kerri Gardin vs. Virginia, 2/13/05
- Nicole Jones vs. Hampton, 12/29/99
- Karen Garbis vs. James Madison, 2/16/78
- 19 Tammie Edwards vs. Detroit, 12/28/81
- Debbie Stovall vs. Emory and Henry, 12/9/77
- 18 Joyce Waddy vs. Louisville, 2/23/87
- Susan Walvius vs. Florida State, 1/4/86
- Peg Bunger vs. West Virginia, 2/22/78
- Peg Bunger vs. Va. Commonwealth, 2/17/78
- 17 Kerri Gardin vs. SMU, 11/26/05
- Ieva Kublina vs. Villanova, 2/22/03
- Michelle (Hollister) Houseright vs. James Madison, 12/21/97
- Tammie Edwards vs. N.C. State, 12/6/82

POINTS (OPPONENT)

- 41 Bev Smith (Morehead State), 2/25/93
- Stephanie Howard (Radford), 2/10/88
- 39 Keisha Johnson (Tulane), 1/15/94
- Janet Knight (Clemson), 12/29/84
- 38 Korie Hlede (Duquesne), 1/27/98
- 37 Beth Hunt (South Carolina), 2/5/90
- 36 Cheryl Cook (Cincinnati), 1/28/84
- Karen Pelphrey (Marshall), 11/29/82
- 35 Tamara James (Miami), 2/6/05
- Kelly Hoover (Va. Commonwealth), 3/2/87
- Christi Hester (Dayton), 1/18/97
- 34 Heather Burge (Virginia), 12/8/92
- Bev Burnette (Florida State), 2/20/88
- Cheryl Cook (Cincinnati), 1/26/85
- Karen Stephens (Temple), 12/28/82
- Susan Highfill (Roanoke), 2/15/77
- 33 Katie Beck (ETSU), 1/21/86
- Caroline Mast (Ohio Univ.), 11/24/84
- 32 Chandi Jones (Houston), 3/23/02
- Daphne Hawkins (Virginia), 12/8/87

REBOUNDS (OPPONENT)

- 22 DeShawne Blocker (ETSU), 1/2/94
- 21 Glenda Stokes (Florida State), 1/16/82
- Anne Donovan (Old Dominion), 3/6/81
- Pam Miklasevich (Pittsburgh), 2/19/80
- 20 Kristin Wilson (Charlotte), 2/24/86
- 19 Wilhelmina Smith (Southern Miss), 2/24/84
- Anne Donovan (Old Dominion), 12/20/82
- Paula Bennett (Charlotte), 1/26/80

Records by Class

FRESHMAN YEAR

Points	427	Kim Seaver	1996-97
Scoring Average	15.0	Andrea Barbour	2007-08
FG Made	182	Kim Seaver	1996-97
FG Attempted	365	Andrea Barbour	2007-08
FG Percentage	.604	Nicole Jones	1998-99
3PT FG Made	53	Sarah Hillyer	1989-90
3PT FG Attempted	138	Sarah Hillyer	1989-90
3PT FG Percentage	.408	Carrie Mason	2002-03
FT Made	112	Amy Wetzel	1997-98
FT Attempted	140	Amy Wetzel	1997-98
FT Percentage	.889	Sue Logsdon	1990-91
Rebounds	237	Tere Williams	1997-98
Rebounding Average	7.6	Tere Williams	1997-98
Assists	106	Carrie Mason	2002-03
Steals	57	Sonya Dalton	1979-80
	57	Amy Wetzel	1997-98
Blocks	35	Ieva Kublina	2000-01

SOPHOMORE YEAR



Points	498	Ieva Kublina	2001-02
Scoring Average	17.3	Michelle Hollister	1995-96
FG Made	198	Ieva Kublina	2001-02
FG Attempted	419	Ieva Kublina	2001-02
FG Percentage	.602	Tere Williams	1998-99
3PT FG Made	51	Carrie Mason	2003-04
3PT FG Attempted	140	Sarah Hicks	1999-00
3PT FG Percentage	.487	Dayna Sonovick	1988-89
FT Made	153	Amy Wetzel	1998-99
FT Attempted	203	Amy Wetzel	1998-99
FT Percentage	.837	Dawn Chriss	2003-04
Rebounds	249	Ieva Kublina	2001-02
Rebounding Average	9.1	Michelle Hollister	1995-96
Assists	124	Lisa Witherspoon	1996-97
Steals	70	Sandy Berry	1978-79
Blocks	86	Ieva Kublina	2001-02

JUNIOR YEAR




Points	538	Renee Dennis	1985-86
Scoring Average	19.9	Renee Dennis	1985-86
FG Made	201	Renee Dennis	1985-86
FG Attempted	445	Renee Dennis	1985-86
FG Percentage	.595	Terre Williams	1999-00
3PT FG Made	71	Lindsay Biggs	2008-09
3PT FG Attempted	194	Lindsay Biggs	2008-09
3PT FG Percentage	.460	Sue Logsdon	1992-93
FT Made	136	Renee Dennis	1985-86
FT Attempted	202	Renee Dennis	1985-86
FT Percentage	.874	Christi Osborne	1993-94
Rebounds	275	Tammie Edwards	1981-82
Rebounding Average	9.8	Tammie Edwards	1981-82
Assists	219	Lisa Witherspoon	1997-98
Steals	78	Taiqua Brittingham	1983-84
Blocks	73	Susan Walvius	1984-85

SENIOR YEAR

Points	561	Amy Byrne	1989-90
Scoring Average	20.0	Amy Byrne	1989-90
FG Made	212	Renee Dennis	1986-87
FG Attempted	472	Renee Dennis	1986-87
FG Percentage	.564	Michelle Bain	1987-88
3PT FG Made	70	Jeni Garber	1990-91
3PT FG Attempted	224	Jeni Garber	1990-91
3PT FG Percentage	.400	Sarah Hicks	2001-02
FT Made	151	Amy Byrne	1989-90
FT Attempted	203	Amy Byrne	1989-90
FT Percentage	.863	Chrystal Starling	2002-03
Rebounds	274	Nare Diawara	2006-07
Rebounding Average	10.0	Kerri Gardin	2005-06
Assists	246	Lisa Witherspoon	1998-99
Steals	86	Lisa Witherspoon	1998-99
Blocks	93	Susan Walvius	1985-86



Year-by-Year Leaders



SCORING AVERAGE

1976-77	Kelly Bradley	13.0
77-78	Karen Garbis	12.6
78-79	Karen Garbis	12.1
79-80	Julie Williams	12.4
80-81	Maureen Corrigan	11.7
81-82	Robin Lee	12.5
82-83	Tammie Edwards	11.0
83-84	Taiqua Brittingham	13.3
84-85	Renee Dennis	14.2
85-86	Renee Dennis	19.9
86-87	Renee Dennis	19.2
87-88	Michelle Bain	16.8
88-89	Amy Byrne	15.0
89-90	Amy Byrne	20.0
90-91	Jeni Garber	13.6
91-92	Lisa Griffith	12.3
92-93	Jenny Root	14.9
93-94	Christi Osborne	14.5
94-95	Jenny Root	16.5
95-96	Michelle (Hollister) Houseright	17.3
96-97	Kim Seaver	13.8
97-98	Tere Williams	13.4
98-99	Tere Williams	15.6
99-00	Tere Williams	15.2
00-01	Tere Williams	15.2
01-02	Ieva Kublina	15.6
02-03	Ieva Kublina	15.0
03-04	Ieva Kublina	13.7
04-05	Erin Gibson	11.3
05-06	Dawn Chriss	13.2
06-07	Kirby Copeland	15.0
07-08	Brittany Cook	17.9
08-09	Utahya Drye	14.3
09-10	Utahya Drye	11.3
10-11	Shanel Harrison	12.2

POINTS

1976-77	Kelly Bradley	208
77-78	Peg Bunker	288
78-79	Karen Garbis	291
79-80	Julie Williams	359

80-81	Maureen Corrigan	350
81-82	Robin Lee	350
82-83	Tammie Edwards	275
83-84	Taiqua Brittingham	387
84-85	Renee Dennis	412
85-86	Renee Dennis	538
86-87	Renee Dennis	558
87-88	Michelle Bain	471
88-89	Amy Byrne	435
89-90	Amy Byrne	561
90-91	Jeni Garber	367
91-92	Lisa Griffith	333
92-93	Jenny Root	416
93-94	Christi Osborne	434
94-95	Jenny Root	510
95-96	Michelle (Hollister) Houseright	467
96-97	Kim Seaver	427
97-98	Tere Williams	414
98-99	Tere Williams	468
99-00	Tere Williams	411
00-01	Tere Williams	457
01-02	Ieva Kublina	498
02-03	Ieva Kublina	481
03-04	Ieva Kublina	426
04-05	Erin Gibson	328
05-06	Kerri Gardin	333
06-07	Kirby Copeland	479
07-08	Brittany Cook	537
08-09	Utahya Drye	430
09-10	Utahya Drye	340
10-11	Shanel Harrison	354

REBOUNDS

1976-77	Karen Garbis	96
77-78	Peg Bunker	184
78-79	Sandy Berry	176
79-80	Julie Williams	227
80-81	Maureen Corrigan	172
81-82	Tammie Edwards	275
82-83	Tammie Edwards	215
83-84	Robin Lee	171
84-85	Renee Dennis	215

85-86	Susan Walvius	272
86-87	Renee Dennis	205
87-88	Michelle Bain	215
88-89	Missy Sallade	252
89-90	Missy Sallade	237
90-91	Dayna Sonovick	157
91-92	Angela Donnell	147
92-93	Jenny Root	224
93-94	Jenny Root	218
94-95	Jenny Root	253
95-96	Michelle (Hollister) Houseright	245
96-97	Renee Maitland	191
97-98	Tere Williams	237
98-99	Tere Williams	221
99-00	Tere Williams	218
00-01	Tere Williams	177
01-02	Ieva Kublina	249
02-03	Ieva Kublina	238
03-04	Erin Gibson	215
04-05	Kerri Gardin	232
05-06	Kerri Gardin	289
06-07	Nare Diawara	274
07-08	Brittany Cook	191
08-09	Utahya Drye	195
09-10	Utahya Drye	197
10-11	Shanel Harrison	159

REBOUNDING AVERAGE

1976-77	Karen Garbis	7.4
77-78	Karen Garbis	8.1
78-79	Sandy Berry	7.3
79-80	Julie Williams	7.8
80-81	Maureen Corrigan	5.7
81-82	Tammie Edwards	9.8
82-83	Tammie Edwards	8.6
83-84	Robin Lee	5.7
84-85	Renee Dennis; Susan Walvius	7.4
85-86	Susan Walvius	9.7
86-87	Renee Dennis	7.1
87-88	Michelle Bain	7.7
88-89	Missy Sallade	8.7
89-90	Missy Sallade	8.5

90-91	Dayna Sonovick	5.8
91-92	Angela Donnell	5.3
92-93	Jenny Root	8.0
93-94	Jenny Root	7.3
94-95	Jenny Root	8.2
95-96	Michelle (Hollister) Houseright	9.1
96-97	Reneé Maitland	6.2
97-98	Tere Williams	7.6
98-99	Tere Williams	7.4
99-00	Tere Williams	8.1
00-01	Tere Williams	5.9
01-02	Ieva Kublina	7.8
02-03	Ieva Kublina	7.4
03-04	Erin Gibson	6.9
04-05	Kerri Gardin	8.0
05-06	Kerri Gardin	10.0
06-07	Nare Diawara	8.1
07-08	Brittany Cook	6.4
08-09	Utahya Drye	6.5
09-10	Utahya Drye	6.6
10-11	Shanel Harrison	5.5

FIELD GOALS MADE

1976-77	Kelly Bradley	94
77-78	Karen Garbis	125
78-79	Karen Garbis	146
79-80	Julie Williams	167
80-81	Maureen Corrigan	120
81-82	Kathy Hanover	132
82-83	Kathy Hanover	109
83-84	Taiqua Brittingham	164
84-85	Susan Walvius	175
85-86	Susan Walvius	202
86-87	Renee Dennis	212
87-88	Michelle Bain	204
88-89	Amy Byrne	163
89-90	Amy Byrne	205
90-91	Dayna Sonovick	135
91-92	Lisa Griffith	132
92-93	Jenny Root	163
93-94	Jenny Root	165
94-95	Jenny Root	204
95-96	Michelle (Hollister) Houseright	177
96-97	Kim Seaver	182
97-98	Tere Williams	170
98-99	Tere Williams	192
99-00	Tere Williams	156
00-01	Tere Williams	176
01-02	Ieva Kublina	198
02-03	Ieva Kublina	173
03-04	Ieva Kublina	155
04-05	Kerri Gardin	128
05-06	Dawn Chriss	164
06-07	Kirby Copeland	191
07-08	Brittany Cook	206
08-09	Utahya Drye	176
09-10	Utahya Drye	134
10-11	Shanel Harrison	135

FIELD GOAL PERCENTAGE

1976-77	Kelly Bradley	.461
77-78	Peg Bunger	.466
78-79	Peg Bunger	.496
79-80	Julie Williams	.474
80-81	Julie Williams	.490
81-82	Taiqua Brittingham	.525
82-83	Taiqua Brittingham	.460
83-84	Taiqua Brittingham	.529
84-85	Joyce Waddy	.538
85-86	Joyce Waddy	.508
86-87	Michelle Bain	.526
87-88	Michelle Bain	.564
88-89	Missy Sallade	.573
89-90	Amy Byrne	.498
90-91	Lisa Griffith	.469
91-92	Lisa Griffith	.500
92-93	Jenny Root	.580

93-94	Jenny Root	.511
94-95	Jenny Root	.533
95-96	Michelle (Hollister) Houseright	.492
96-97	Kim Seaver	.517
97-98	Tere Williams	.538
98-99	Tere Williams	.602
99-00	Tere Williams	.595
00-01	Tere Williams	.481
01-02	Ieva Kublina	.473
02-03	Erin Gibson	.474
03-04	Erin Gibson	.485
04-05	Britney Anderson	.509
05-06	Dawn Chriss	.503
06-07	Nare Diawara	.495
07-08	Brittany Cook	.502
08-09	Utahya Drye	.467
09-10	Utahya Drye	.473
10-11	Alyssa Fenyn	.426

3-PT FIELD GOALS MADE

1987-88	Lisa Haney	29
88-89	Jeni Garber	57
89-90	Sarah Hillyer	53
90-91	Jeni Garber	70
91-92	Dayna Sonovick	28
92-93	Lisa Griffith	31
93-94	Sue Logsdon	25
94-95	Christi Osborne	23
95-96	Sherry Banks	28
96-97	Reneé Maitland	36
97-98	Maria Albertsson	20
98-99	Maria Albertsson	31
99-00	Sarah Hicks	36
00-01	Sarah Hicks	42
01-02	Sarah Hicks	64
02-03	Carrie Mason	42
03-04	Carrie Mason	51
04-05	Carrie Mason	45
05-06	Carrie Mason	62
06-07	Lindsay Biggs	28
07-08	Lindsay Biggs	32
08-09	Lindsay Biggs	71
09-10	Lindsay Biggs	57
10-11	Shanel Harrison	27

FREE THROWS MADE

1976-77	Karen Garbis	37
77-78	Karen Garbis	68
78-79	Sis Spriggs	51
79-80	Sandy Berry	58
80-81	Maureen Corrigan	110
81-82	Tammie Edwards	100
82-83	Tammie Edwards	73
83-84	Robin Lee	79
84-85	Renee Dennis	86
85-86	Renee Dennis	136
86-87	Renee Dennis	134
87-88	Michelle Bain	63
88-89	Missy Sallade	124
89-90	Amy Byrne	151
90-91	Lisa Griffith	74
91-92	Jenny Root	50
92-93	Jenny Root	90
93-94	Christi Osborne	97
94-95	Jenny Root	102
95-96	Michelle (Hollister) Houseright	107
96-97	Kim Seaver	63
97-98	Amy Wetzel	112
98-99	Amy Wetzel	153
99-00	Amy Wetzel	101
00-01	Tere Williams	104
01-02	Chrystal Starling	104
02-03	Ieva Kublina	112
03-04	Ieva Kublina	95
04-05	Dawn Chriss	81
05-06	Dawn Chriss	77
06-07	Nare Diawara	115

07-08	Brittany Cook	95
08-09	Utahya Drye	75
09-10	Utahya Drye	69
10-11	Shanel Harrison	57

FREE THROW PERCENTAGE

(Minimum of 2 attempts per game)


1976-77	Thea Bertoia	.656
77-78	Karen Garbis	.648
78-79	Pauline Landes	.606
79-80	Sandy Berry	.763
80-81	Maureen Corrigan	.775
81-82	Maureen Corrigan	.737
82-83	Taiqua Brittingham	.660
83-84	Robin Lee	.760
84-85	Robin Lee	.720
88-89	Amy Byrne	.820
89-90	Amy Byrne	.744
90-91	Sue Logsdon	.889
91-92	Jenny Root	.714
92-93	Lisa Griffith	.836
93-94	Christi Osborne	.874
94-95	Christi Osborne	.816
95-96	Terri Garland	.779
96-97	Katie O'Connor	.820
97-98	Kelly Drinka	.870
98-99	Amy Wetzel	.754
99-00	Tere Williams	.811
00-01	Chrystal Starling	.869
01-02	Chrystal Starling	.806
02-03	Chrystal Starling	.863
03-04	Dawn Chriss	.837
04-05	Carrie Mason	.831
05-06	Carrie Mason	.810
06-07	Nare Diawara	.723
07-08	Brittany Cook	.766
08-09	Utahya Drye	.735
09-10	Utahya Drye	.711
10-11	Alyssa Fenyn	.726

ASSISTS

1976-77	not recorded	
77-78	Gail Kelly	46
78-79	Sandy Berry	120
79-80	Sandy Berry	139
80-81	Sandy Berry	125
81-82	Jackie Ansley	94
82-83	Jackie Ansley	94
83-84	Jackie Ansley	115
84-85	Taiqua Brittingham	114
85-86	Maureen Donovan	164
86-87	Maureen Donovan	143
87-88	Denise Kayajian	97
88-89	Stephanie Green	108
89-90	Sandy Michel	83
90-91	Jeni Garber	108
91-92	Phyllis Tonkin	97
92-93	Lisa Leftwich	100
93-94	Lisa Leftwich	110
94-95	Terri Garland	116
95-96	Terri Garland	102
96-97	Lisa Witherspoon	124
97-98	Lisa Witherspoon	219
98-99	Lisa Witherspoon	246
99-00	Amy Wetzel	152
00-01	Amy Wetzel	86
01-02	Lisa Guarneri	127
02-03	Carrie Mason	106
03-04	Kerri Gardin	90
04-05	Carrie Mason	98
05-06	Kirby Copeland	87
06-07	Kirby Copeland	146
07-08	Laura Haskins	133
08-09	Laura Haskins	138
09-10	Nikki Davis	116
10-11	Nikki Davis	140

Tech's Top Ten

THE HOKIES' TOP TEN PERFORMANCES



Renee
Dennis

POINTS (CAREER)

83-87	Renee Dennis, 115 games	1791
97-01	Tere Williams, 118 games	1750
00-04	Ieva Kublina, 126 games	1647
91-95	Jenny Root, 117 games	1582
91-95	Christi Osborne, 117 games	1500
96-01	Amy Wetzel, 129 games	1444
02-06	Carrie Mason, 123 games	1369
99-03	Chrystal Starling, 121 games	1340
86-90	Amy Byrne, 113 games	1291
06-10	Utahya Drye, 124 games	1166

POINTS (SEASON)

89-90	Amy Byrne, Sr., 28 games	561
86-87	Renee Dennis, Sr., 29 games	558
85-86	Renee Dennis, Jr., 27 games	538
07-08	Brittany Cook, Jr., 30 games	537
94-95	Jenny Root, Sr., 31 games	510
01-02	Ieva Kublina, So., 32 games	498
02-03	Ieva Kublina, Jr., 32 games	481
06-07	Kirby Copeland, Sr., 34 games	479
85-86	Susan Walvius, Sr., 28 games	475
87-88	Michelle Bain, Sr., 28 games	471

SCORING AVERAGE (CAREER)

83-87	Renee Dennis, 115 games	15.6
97-01	Tere Williams, 118 games	14.8
91-95	Jenny Root, 117 games	13.5
00-04	Ieva Kublina, 126 games	13.1
91-95	Christi Osborne, 117 games	12.8
88-91	Jeni Garber, 56 games	12.6
86-90	Amy Byrne, 113 games	11.4
96-01	Amy Wetzel, 129 games	11.2
02-06	Carrie Mason, 123 games	11.1
99-03	Chrystal Starling, 121 games	11.1
86-87	Susan Walvius, 105 games	11.1

SCORING AVERAGE (SEASON)

89-90	Amy Byrne, Sr., 28 games	20.0
85-86	Renee Dennis, Jr., 27 games	19.9
86-87	Renee Dennis, Sr., 29 games	19.2
95-96	Michelle (Hollister) Houseright, So., 27 games	17.3
07-08	Brittany Cook, Jr., 30 games	17.9
85-86	Susan Walvius, Sr., 28 games	17.0
87-88	Michelle Bain, Sr., 28 games	16.8
94-95	Jenny Root, Sr., 31 games	16.5

01-02	Ieva Kublina, So., 32 games	15.6
98-99	Tere Williams, So., 31 games	15.6

FIELD GOALS MADE (CAREER)

97-01	Tere Williams, 118 games	694
83-87	Renee Dennis, 115 games	680
91-95	Jenny Root, 117 games	626
00-04	Ieva Kublina, 126 games	613
91-95	Christi Osborne, 117 games	581
82-86	Susan Walvius, 105 games	505
86-90	Amy Byrne, 113 games	479
06-10	Utahya Drye, 124 games	472
99-03	Chrystal Starling, 121 games	462
82-86	Angie Kelly, 104 games	451

FIELD GOALS MADE (SEASON)

86-87	Renee Dennis, Sr., 29 games	212
07-08	Brittany Cook, Jr., 30 games	206
89-90	Amy Byrne, Sr., 28 games	205
94-95	Jenny Root, Sr., 31 games	204
87-88	Michelle Bain, Sr., 28 games	204
85-86	Susan Walvius, Sr., 28 games	202
85-86	Renee Dennis, Jr., 27 games	201
01-02	Ieva Kublina, So., 32 games	198
98-99	Tere Williams, So., 31 games	192
06-07	Kirby Copeland, Sr., 34 games	191

THREE-POINT FG MADE (CAREER)

02-06	Carrie Mason, 123 games	200
06-10	Lindsay Biggs, 123 games	188
97-02	Sarah Hicks, 119 games	157
88-91	Jeni Garber, 56 games	127
87-92	Dayna Sonovick, 85 games	84
00-04	Ieva Kublina, 126 games	77
91-95	Christi Osborne, 117 games	71
96-01	Amy Wetzel, 129 games	67
05-08	Brittany Cook, 94 games	65
99-03	Chrystal Starling, 121 games	65

FIELD-GOAL PERCENTAGE (CAREER) (Minimum 3 made per game)

97-01	Tere Williams, 118 games	(694-1263)	.550
91-95	Jenny Root, 117 games	(626-1163)	.538
86-90	Missy Sallade, 108 games	(328-630)	.521
84-88	Michelle Bain, 110 games	(447-851)	.511
81-85	Taiqua Brittingham, 105 games	(383-751)	.510
02-06	Dawn Chriss, 116 games	(424-858)	.494
82-86	Susan Walvius, 105 games	(505-1046)	.483
79-81	Julie Williams, 58 games	(269-560)	.480
05-08	Brittany Cook, 94 games	(393-822)	.478
01-05	Erin Gibson, 123 games	(439-926)	.474
86-90	Amy Byrne, 113 games	(479-1021)	.470
89-93	Lisa Griffith, 102 games	(389-832)	.467
95-99	Michelle (Hollister) Houseright, 115 games	(426-912)	.467

FIELD-GOAL PERCENTAGE (SEASON) (Minimum 4 made per game)

98-99	Tere Williams, So., 31 games	(192-319)	.602
99-00	Tere Williams, Jr., 27 games	(156-262)	.595
92-93	Jenny Root, So., 28 games	(163-281)	.580
88-89	Missy Sallade, Jr., 29 games	(138-241)	.573
87-88	Michelle Bain, Sr., 28 games	(204-362)	.564
97-98	Tere Williams, Fr., 31 games	(170-316)	.538
94-95	Jenny Root, Sr., 31 games	(204-383)	.533
83-84	Taiqua Brittingham, Jr., 29 games	(164-310)	.529
86-87	Michelle Bain, Jr., 29 games	(131-249)	.526
84-85	Renee Dennis, So., 29 games	(163-313)	.521

THREE-POINT FG MADE (SEASON)

08-09	Lindsay Biggs, Jr., 30 games	71
90-91	Jeni Garber, Sr., 27 games	70
01-02	Sarah Hicks, Sr., 32 games	64
05-06	Carrie Mason, Sr., 31 games	62
09-10	Lindsay Biggs, Sr., 30 games	57
88-89	Jeni Garber, Jr., 29 games	57
03-04	Carrie Mason, So., 31 games	51
89-90	Sarah Hillyer, Fr., 28 games	53
04-05	Carrie Mason, Jr., 29 games	45
02-03	Carrie Mason, Fr., 32 games	42
00-01	Sarah Hicks, Jr., 31 games	42

FREE THROWS MADE (CAREER)

96-01	Amy Wetzel, 129 games	489
83-87	Renee Dennis, 115 games	431
97-01	Tere Williams, 118 games	361
99-03	Chrystal Starling, 121 games	351
00-04	Ieva Kublina, 126 games	344
86-90	Amy Byrne, 113 games	333
91-95	Jenny Root, 117 games	329
02-06	Carrie Mason, 123 games	293
81-85	Robin Lee, 112 games	289
86-90	Missy Sallade, 108 games	270

FREE THROWS MADE (SEASON)

98-99	Amy Wetzel, So., 31 games	153
89-90	Amy Byrne, Sr., 28 games	151
85-86	Renee Dennis, Jr., 27 games	136
86-87	Renee Dennis, Sr., 29 games	134
88-89	Missy Sallade, Jr., 29 games	124
06-07	Nare Diawara, Sr., 34 games	115
02-03	Ieva Kublina, Jr., 32 games	112
97-98	Amy Wetzel, r-Fr., 31 games	112
80-81	Maureen Corrigan, Jr., 30 games	110
88-89	Amy Byrne, Jr., 29 games	109



Tere
Williams

REBOUNDS (CAREER)

97-01	Tere Williams, 118 games	853
00-04	Ieva Kublina, 126 games	845
91-95	Jenny Root, 117 games	815
83-87	Renee Dennis, 115 games	792
02-06	Kerri Gardin, 116 games	784
01-05	Erin Gibson, 123 games	752
79-83	Tammie Edwards, 107 games	748
06-10	Utahya Drye, 124 games	645
82-86	Susan Walvius, 105 games	644
84-88	Michelle Bain, 110 games	619

REBOUNDS (SEASON)

05-06	Kerri Gardin, Sr., 29 games	289
81-82	Tammie Edwards, Jr., 28 games	275
06-07	Nare Diawara, Sr., 34 games	274
85-86	Susan Walvius, Sr., 28 games	272
94-95	Jenny Root, Sr., 31 games	253
88-89	Missy Sallade, Jr., 29 games	252
01-02	Ieva Kublina, So., 32 games	249
95-96	Michelle Hollister, So., 27 games	245
02-03	Ieva Kublina, Jr., 32 games	238
89-90	Missy Sallade, Sr., 28 games	237
97-98	Tere Williams, Fr., 31 games	237

REBOUNDING AVERAGE (CAREER)

97-01	Tere Williams, 118 games	7.2
91-95	Jenny Root, 117 games	7.0
76-79	Karen Garbis, 62 games	7.0
79-83	Tammie Edwards, 107 games	7.0
83-87	Renee Dennis, 115 games	6.9
00-04	Ieva Kublina, 126 games	6.7
02-06	Kerri Gardin, 119 games	6.6
79-81	Julie Williams, 58 games	6.3
01-05	Erin Gibson, 94 games	6.1
82-86	Susan Walvius, 105 games	6.1

REBOUNDING AVERAGE (SEASON)

05-06	Kerri Gardin, Sr., 29 games	10.0
81-82	Tammie Edwards, Jr., 28 games	9.8
85-86	Susan Walvius, Sr., 28 games	9.7
95-96	Michelle (Hollister) Houseright, So., 27 games	9.1
88-89	Missy Sallade, Jr., 29 games	8.7
82-83	Tammie Edwards, Sr., 25 games	8.6
89-90	Missy Sallade, Sr., 28 games	8.5
99-00	Tere Williams, Jr., 27 games	8.4
85-86	Renee Dennis, Jr., 27 games	8.3
94-95	Jenny Root, Sr., 31 games	8.2

BLOCKED SHOTS (CAREER)

00-04	Ieva Kublina, 126 games	256
82-86	Susan Walvius, 105 games	204
91-95	Jenny Root, 117 games	133
84-88	Michelle Bain, 110 games	109
01-05	Erin Gibson, 94 games	108
96-00	Kim Seaver, 85 games	106
07-08	Amber Hall, 89 games	96
02-06	Kerri Gardin, 119 games	91
03-07	Nare Diawara, 90 games	88
79-81	Julie Williams, 82 games	82

BLOCKED SHOTS (SEASON)

85-86	Susan Walvius, Sr., 28 games	93
01-02	Ieva Kublina, So., 32 games	86
84-85	Susan Walvius, Jr., 28 games	73
03-04	Ieva Kublina, Sr., 31 games	73
02-03	Ieva Kublina, Jr., 32 games	62
96-97	Kim Seaver, Fr., 31 games	54
07-08	Amber Hall, Jr., 30 games	53
06-07	Nare Diawara, Sr., 34 games	53
96-97	Meg Hunter, Fr., 31 games	49
79-80	Julie Williams, Fr., 29 games	43
86-87	Michelle Bain, Jr., 29 games	43
04-05	Erin Gibson, Sr., 29 games	43



Lisa Witherspoon

Assists (Career)

96-99	Lisa Witherspoon, 112 games	635
83-87	Maureen Donovan, 115 games	410
96-01	Amy Wetzel, 129 games	399
05-09	Laura Haskins, 123 games	389
78-81	Sandy Berry, 83 games	384
91-95	Lisa Leftwich, 111 games	371
92-96	Terri Garland, 114 games	369
02-06	Carrie Mason, 123 games	364
88-92	Phyllis Tonkin, 100 games	319
08-11	Nikki Davis, 80 games	318

Assists (Season)

98-99	Lisa Witherspoon, Sr., 30 games	246
97-98	Lisa Witherspoon, Jr., 31 games	219
85-86	Maureen Donovan, Jr., 28 games	164
99-00	Amy Wetzel, Jr., 31 games	152
06-07	Kirby Copeland, Sr., 34 games	146
86-87	Maureen Donovan, Sr., 29 games	143
10-11	Nikki Davis, Sr., 30 games	140
79-80	Sandy Berry, Jr., 29 games	139
08-09	Laura Haskins, Sr., 30 games	138
07-08	Laura Haskins, Jr., 30 games	133

STEALS (CAREER)

81-85	Taiqua Brittingham, 105 games	252
96-01	Amy Wetzel, 129 games	235
96-99	Lisa Witherspoon, 112 games	219
03-07	Kirby Copeland, 118 games	190
05-09	Laura Haskins, 123 games	175
78-81	Sandy Berry, 83 games	175
02-06	Carrie Mason, 123 games	173
02-06	Dawn Chriss, 116 games	164
91-95	Lisa Leftwich, 111 games	161
02-06	Kerri Gardin, 119 games	157
81-84	Jackie Ansley, 83 games	157

STEALS (SEASON)

98-99	Lisa Witherspoon, Sr., 30 games	86
83-84	Taiqua Brittingham, Jr., 29 games	78
96-97	Renee Maitland, Jr., 31 games	77
78-79	Sandy Berry, So., 24 games	70
06-07	Kirby Copeland, Sr., 34 games	68
83-84	Jackie Ansley, Sr., 30 games	68
10-11	Nikki Davis, Sr., 30 games	67
84-85	Taiqua Brittingham, Sr., 23 games	66
82-83	Taiqua Brittingham, So., 25 games	62
97-98	Lisa Witherspoon, Jr., 31 games	62

FREE-THROW PERCENTAGE (CAREER)

(Minimum 1.5 made per game)

91-95	Christi Osborne, 117 games	(267-322)	.829
99-03	Chrystal Starling, 121 games	(351-425)	.826
02-06	Carrie Mason, 123 games	(293-366)	.801
90-94	Sue Logsdon, 105 games	(203-257)	.790
89-93	Lisa Griffith, 102 games	(191-247)	.773
00-04	Ieva Kublina, 126 games	(344-447)	.770
80-82	Maureen Corrigan, 55 games	(166-218)	.761
86-90	Amy Byrne, 113 games	(333-438)	.760
96-99	Katie O'Connor, 120 games	(216-286)	.755
02-06	Dawn Chriss, 116 games	(268-358)	.749

FREE-THROW PERCENTAGE (SEASON)

(Min. 60 attempts)

90-91	Sue Logsdon, Fr., 27 games	(72-81)	.889
93-94	Christi Osborne, Jr., 30 games	(97-111)	.874
00-01	Chrystal Starling, So., 31 games	(93-107)	.869
02-03	Chrystal Starling, Sr., 27 games	(88-102)	.863
92-93	Lisa Griffith, Sr., 28 games	(62-74)	.838
03-04	Dawn Chriss, So., 31 games	(87-104)	.837
04-05	Carrie Mason, Jr., 29 games	(64-77)	.831
90-91	Lisa Griffith, So., 27 games	(74-89)	.831
03-04	Ieva Kublina, Sr., 31 games	(95-115)	.826
88-89	Amy Byrne, Jr., 29 games	(109-133)	.820



Sue Logsdon

HISTORY AND RECORDS

The 1,000-Point Club

RENEE DENNIS • 1,791

Year	G/GS	Min.	FG-FGA	Pct.	3P-3PA	Pct.	FT-FTA	Pct.	Reb.	Avg.	A	TO	BS	ST	Pts.	Avg.
1983-84	30/2	618	104-231	.450	-----	----	75-115	.647	148	4.9	9	50	5	11	283	9.4
1984-85	29/25	789	163-313	.521	-----	----	86-138	.623	215	7.4	11	73	8	21	412	14.2
1985-86	27/27	956	201-445	.452	-----	----	136-202	.673	224	8.3	25	98	4	22	538	19.9
1986-87	29/29	1,001	212-472	.449	-----	----	134-182	.736	205	7.1	46	100	1	22	558	19.2
Total	115/83	3,364	680-1,461	.465	-----	----	431-638	.676	792	6.9	91	321	18	76	1,791	15.6

TERE WILLIAMS • 1,750

Year	G/GS	Min.	FG-FGA	Pct.	3P-3PA	Pct.	FT-FTA	Pct.	Reb.	Avg.	A	TO	BS	ST	Pts.	Avg.
1997-98	31/28	776	170-316	.538	0-0	.000	74-124	.597	239	7.6	16	82	16	38	414	13.4
1998-99	30/29	822	192-319	.604	0-0	.000	84-113	.750	221	7.5	27	66	22	29	468	15.6
1999-00	27/25	807	156-262	.595	0-1	.000	99-122	.811	218	8.4	19	76	14	32	411	15.1
2000-01	30/30	814	176-366	.481	1-15	.067	104-136	.764	177	5.9	30	78	16	26	457	15.2
Total	118/112	3,219	694-1,263	.550	1-16	.063	361-495	.729	853	7.2	92	305	67	123	1,750	14.8

IEVA KUBLINA • 1,647

Year	G/GS	Min.	FG-FGA	Pct.	3P-3PA	Pct.	FT-FTA	Pct.	Reb.	Avg.	A	TO	BS	ST	Pts.	Avg.
2000-01	31/3	642	87-199	.437	13-38	.342	55-85	.647	154	5.0	15	46	35	11	242	7.8
2001-02	32/32	976	198-419	.473	20-53	.377	82-107	.766	249	7.8	30	74	86	23	498	15.6
2002-03	32/32	1,046	173-383	.452	23-65	.354	112-140	.800	238	7.4	44	81	62	30	481	15.0
2003-04	31/31	999	155-374	.414	21-78	.269	95-115	.826	204	6.6	26	72	73	23	426	13.7
Totals	126/98	3,663	613-1,375	.446	77-234	.329	344-447	.770	845	6.7	115	273	256	87	1,647	13.1

JENNY ROOT • 1,582

Year	G/GS	Min.	FG-FGA	Pct.	3P-3PA	Pct.	FT-FTA	Pct.	Reb.	Avg.	A	TO	BS	ST	Pts.	Avg.
1991-92	28/1	527	94-176	.534	1-2	1.000	50-70	.714	120	4.3	12	38	27	14	239	8.5
1992-93	28/25	777	163-281	.580	0-0	.000	90-123	.732	224	8.0	22	58	39	20	416	14.9
1993-94	30/30	924	165-323	.511	0-0	.000	87-136	.640	218	7.3	21	46	30	26	417	13.9
1994-95	31/31	962	204-383	.533	0-0	.000	102-157	.650	253	8.2	29	74	37	27	510	16.5
Total	117/87	3,190	626-1,163	.538	1-2	1.000	329-486	.677	815	7.0	85	216	133	87	1,582	13.5

CHRISTI OSBORNE • 1,500


Year	G/GS	Min.	FG-FGA	Pct.	3P-3PA	Pct.	FT-FTA	Pct.	Reb.	Avg.	A	TO	BS	ST	Pts.	Avg.
1991-92	28/20	880	120-271	.443	9-26	.333	37-45	.822	144	5.1	66	79	15	24	286	10.2
1992-93	28/28	917	149-335	.445	24-60	.400	62-79	.785	142	5.1	92	73	14	30	384	13.7
1993-94	30/30	1,000	161-373	.432	15-51	.294	97-111	.874	138	4.6	78	72	8	18	434	14.5
1994-95	31/31	1,054	151-365	.414	23-78	.295	71-87	.816	142	4.6	80	71	17	24	396	12.8
Total	117/109	3,851	581-1,344	.432	71-215	.329	267-322	.829	566	4.8	316	295	54	96	1,500	12.8

AMY WETZEL • 1,444

Year	G/GS	Min.	FG-FGA	Pct.	3P-3PA	Pct.	FT-FTA	Pct.	Reb.	Avg.	A	TO	BS	ST	Pts.	Avg.
1996-97	6/1	180	18-43	.419	7-19	.368	28-34	.824	23	3.8	10	10	2	17	71	11.8
1997-98	31/27	908	106-235	.451	6-43	.140	112-140	.800	126	4.1	67	81	6	57	330	10.6
1998-99	30/29	1,032	127-307	.414	25-65	.385	153-203	.754	167	5.6	84	92	3	55	432	14.6
1999-00	31/31	1,059	105-242	.434	14-44	.318	101-138	.732	140	4.5	152	110	7	57	325	10.5
2000-01	31/31	950	88-206	.427	15-37	.405	95-120	.792	109	3.5	86	76	1	49	286	9.2
Total	129/119	4,129	444-1,033	.430	67-208	.322	489-635	.770	565	4.4	399	369	19	235	1,444	11.2

CARRIE MASON • 1,369

Year	G/GS	Min.	FG-FGA	Pct.	3P-3PA	Pct.	FT-FTA	Pct.	Reb.	Avg.	A	TO	BS	ST	Pts.	Avg.
2002-03	32/30	1,108	107-229	.467	42-103	.408	82-106	.774	108	3.4	106	101	4	26	338	10.6
2003-04	31/31	1,100	114-272	.419	51-129	.395	79-99	.798	91	2.9	84	86	4	58	358	11.5
2004-05	29/29	955	97-245	.396	45-108	.417	64-77	.831	80	2.8	98	93	12	30	303	10.4
2005-06	31/31	1,016	120-260	.462	62-140	.443	68-84	.810	59	1.9	76	80	3	59	370	11.9
Totals	123/121	4,179	438-1,006	.435	200-480	.417	293-366	.801	338	2.7	364	360	23	173	1,369	11.1



Renee Dennis



Tere Williams



Ieva Kublina




Jenny Root



Christi Osborne



Amy Wetzel



Carrie Mason

CHRYSAL STARLING • 1,340

Year	G/GS	Min	FG-FGA	Pct.	3P-3PA	Pct.	FT-FTA	Pct.	Reb.	Avg.	A	TO	BS	ST	Pts.	Avg.
1999-00	31/23	890	132-288	.458	13-29	.448	66-87	.759	119	3.8	77	104	9	44	343	11.1
2000-01	31/1	764	108-254	.425	15-50	.300	93-107	.869	136	4.4	49	83	14	27	324	10.5
2001-02	32/18	805	119-270	.441	22-68	.324	104-129	.806	97	3.0	50	60	6	33	364	11.4
2002-03	27/16	730	103-263	.392	15-63	.238	88-102	.863	105	3.9	45	78	2	25	309	11.4
Totals	121/58	3,189	462-1,075	.429	65-210	.310	351-425	.826	457	3.8	221	325	31	129	1,340	11.1

AMY BYRNE • 1,291

Year	G/GS	Min	FG-FGA	Pct.	3P-3PA	Pct.	FT-FTA	Pct.	Reb.	Avg.	A	TO	BS	ST	Pts.	Avg.
1986-87	28/0	306	38-108	.352	-----	----	46-60	.767	83	3.0	11	29	4	11	122	4.4
1987-88	28/1	490	73-177	.412	0-2	.000	27-42	.643	116	4.1	16	27	5	13	173	6.2
1988-89	29/29	882	163-324	.503	0-0	.000	109-133	.820	217	7.5	19	69	6	23	435	15.0
1989-90	28/28	894	205-412	.498	0-1	.000	151-203	.744	202	7.2	26	66	2	26	561	20.0
Total	113/58	2,572	479-1,021	.469	0-3	.000	333-438	.760	618	5.5	72	191	17	73	1,291	11.4

UTAHYA DRYE • 1,166

Year	G/GS	Min	FG-FGA	Pct.	3P-3PA	Pct.	FT-FTA	Pct.	Reb.	Avg.	A	TO	BS	ST	Pts.	Avg.
2006-07	24/2	428	43-101	.426	0-2	.000	21-31	.677	70	2.1	22	46	1	24	107	3.1
2007-08	30/30	985	119-259	.459	4-15	.267	47-67	.701	183	6.1	64	103	9	41	289	9.6
2008-09	30/30	1037	176-377	.467	3-15	.200	75-102	.735	195	6.5	53	102	9	48	430	14.3
2009-10	30/30	970	134-283	.473	3-7	.429	69-97	.711	197	6.6	83	108	9	40	340	11.3
Total	124/92	3,420	472-1,020	.463	10-39	.256	212-297	.714	645	5.2	222	359	28	153	1,166	9.4

SUSAN WALVIUS • 1,161

Year	G/GS	Min	FG-FGA	Pct.	3P-3PA	Pct.	FT-FTA	Pct.	Reb.	Avg.	A	TO	BS	ST	Pts.	Avg.
1982-83	24/0	300	63-144	.436	-----	----	13-16	.813	77	3.2	6	25	17	8	139	5.8
1983-84	25/1	317	65-143	.454	-----	----	26-36	.722	87	3.5	6	20	21	5	156	6.2
1984-85	28/26	753	175-352	.497	-----	----	41-62	.661	208	7.4	17	58	73	27	391	14.0
1985-86	28/28	884	202-407	.496	-----	----	71-97	.732	272	9.7	25	41	93	26	475	17.0
Total	105/55	2,254	505-1,046	.483	-----	----	151-211	.716	644	6.1	54	144	204	66	1,161	11.1

ROBIN LEE • 1,147

Year	G/GS	Min	FG-FGA	Pct.	3P-3PA	Pct.	FT-FTA	Pct.	Reb.	Avg.	A	TO	BS	ST	Pts.	Avg.
1981-82	28/26	757	126-309	.408	-----	----	98-135	.726	126	4.5	23	83	13	27	350	12.5
1982-83	25/24	640	95-255	.373	-----	----	44-74	.595	101	4.0	34	63	9	17	234	9.4
1983-84	30/30	744	105-265	.396	-----	----	79-104	.760	172	5.7	64	88	20	20	289	9.6
1984-85	29/26	639	108-233	.464	-----	----	58-74	.784	97	3.3	58	82	8	26	274	9.4
Total	112/106	2,780	434-1,062	.409	-----	----	279-387	.721	496	4.4	79	316	50	90	1,147	10.2

DAWN CHRISS • 1,121

Year	G/GS	Min	FG-FGA	Pct.	3P-3PA	Pct.	FT-FTA	Pct.	Reb.	Avg.	A	TO	BS	ST	Pts.	Avg.
2002-03	25/0	235	28-54	.519	0-0	.000	23-32	.719	44	1.8	21	17	3	14	79	3.2
2003-04	31/31	943	114-237	.481	1-3	.333	87-104	.837	146	4.7	72	81	28	44	316	10.2
2004-05	29/29	789	118-241	.490	1-8	.125	81-112	.723	123	4.2	62	55	14	49	318	11.0
2005-06	31/31	908	164-326	.503	3-14	.214	77-110	.700	139	4.5	65	77	16	57	408	13.2
Totals	116/91	2,875	424-858	.494	5-25	.200	268-358	.749	452	3.9	220	230	61	164	1,121	9.7

ERIN GIBSON • 1,117

Year	G/GS	Min	FG-FGA	Pct.	3P-3PA	Pct.	FT-FTA	Pct.	Reb.	Avg.	A	TO	BS	ST	Pts.	Avg.
2001-02	32/0	533	84-168	.500	0-0	.000	34-59	.576	148	4.6	9	52	26	22	202	6.3
2002-03	31/30	916	118-249	.474	0-1	.000	64-126	.508	216	7.0	30	66	29	28	300	9.7
2003-04	31/30	956	111-229	.485	0-0	.000	65-108	.602	215	6.9	24	64	24	13	287	9.3
2004-05	29/29	858	126-280	.450	0-1	.000	76-122	.623	173	6.0	32	60	43	29	328	11.3
Total	123/89	3,263	439-926	.474	0-2	.000	239-415	.576	752	6.1	95	242	122	92	1,117	9.1

MICHELLE (HOLLISTER) HOUSERIGHT • 1,112


Year	G/GS	Min	FG-FGA	Pct.	3P-3PA	Pct.	FT-FTA	Pct.	Reb.	Avg.	A	TO	BS	ST	Pts.	Avg.
1994-95	28/0	255	23-92	.250	2-13	.154	18-26	.692	59	2.1	16	34	11	15	66	2.4
1995-96	27/26	816	177-360	.492	6-19	.316	107-172	.622	245	9.1	24	76	23	53	467	17.3
1996-97	Did not play															
1997-98	29/6	652	108-217	.498	0-0	.000	60-94	.638	165	5.7	35	64	12	27	276	9.5
1998-99	31/11	669	118-243	.486	1-2	.500	66-88	.750	140	4.5	30	47	7	46	303	9.8
Total	115/43	2,392	426-912	.467	9-34	.265	251-380	.661	609	5.3	105	221	53	141	1,112	9.7



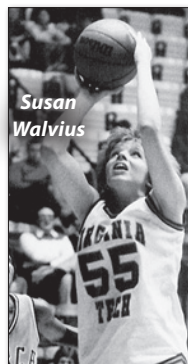
Chrystal Starling



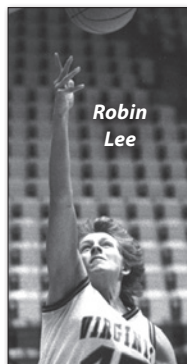
Amy Byrne




Utahya Drye




Susan Walvius



Robin Lee



Dawn Chriss



Erin Gibson

HISTORY AND RECORDS

The 1,000-Point Club CONTINUED

KIRBY COPELAND • 1,094

Year	G/GS	MP	FGM-Att	Pct.	3PTM-Att	Pct.	FT-Att	Pct.	Reb.	Avg.	A	TO	BS	ST	Pts.	Avg.
2003-04	30/0	346	38-97	.392	0-0	.000	24-39	.615	70	2.3	29	56	3	26	100	3.3
2004-05	26/13	508	75-208	.361	0-7	.000	72-101	.713	101	3.9	55	69	2	38	222	8.5
2005-06	30/29	768	114-291	.392	2-15	.133	63-103	.612	100	3.3	87	92	3	58	293	9.8
2006-07	32/32	1002	191-447	.428	18-69	.261	79-124	.637	118	3.7	146	125	6	68	479	15.0
Totals	118/74	2624	418-1042	.401	20-91	.220	238-367	.649	389	3.3	317	342	14	190	1094	9.3

SARAH HICKS • 1,092

Year	G/GS	Min	FG-FGA	Pct.	3P-3PA	Pct.	FT-FTA	Pct.	Reb.	Avg.	A	TO	BS	ST	Pts.	Avg.
1997-98	25/0	232	37-80	.463	15-40	.375	17-26	.654	39	1.6	19	25	2	3	106	4.6
1998-99	(redshirted)															
1999-00	31/22	908	114-287	.397	36-140	.257	36-52	.692	144	4.6	78	70	11	18	300	9.7
2000-01	31/31	895	107-246	.435	42-108	.389	44-59	.746	164	5.3	84	60	6	29	300	9.7
2001-02	32/32	1,101	133-309	.430	64-160	.400	56-76	.737	168	5.3	112	81	13	11	386	12.1
Totals	119/85	3,136	391-922	.424	157-448	.350	153-213	.718	515	4.3	293	236	32	61	1,092	9.2

ANGIE KELLY • 1,092

Year	G/GS	Min	FG-FGA	Pct.	3P-3PA	Pct.	FT-FTA	Pct.	Reb.	Avg.	A	TO	BS	ST	Pts.	Avg.
1982-83	22/0	215	40-105	.381	-----	----	24-32	.750	31	1.4	19	23	0	11	104	4.7
1983-84	29/3	599	128-264	.485	-----	----	59-83	.711	76	2.6	36	63	2	41	315	10.9
1984-85	29/26	639	130-303	.429	-----	----	55-76	.724	77	2.7	88	80	4	57	315	10.9
1985-86	24/24	791	153-348	.440	-----	----	52-66	.788	93	3.8	65	69	3	31	358	14.9
Total	104/53	2,244	451-1,020	.442	-----	----	190-257	.739	277	2.6	208	235	9	140	1,092	10.5

MICHELLE BAIN • 1,068

Year	G/GS	Min	FG-FGA	Pct.	3P-3PA	Pct.	FT-FTA	Pct.	Reb.	Avg.	A	TO	BS	ST	Pts.	Avg.
1984-85	25/0	198	39-77	.506	-----	----	18-34	.529	63	2.5	1	26	12	7	96	3.8
1985-86	28/6	480	73-163	.448	-----	----	44-77	.571	145	5.2	7	55	27	12	190	6.8
1986-87	29/28	695	131-249	.526	-----	----	49-92	.533	195	6.7	14	72	43	21	311	10.7
1987-88	28/27	766	204-362	.564	0-0	.000	63-113	.558	215	7.7	11	69	27	19	471	16.8
Total	110/61	2,139	447-851	.525	0-0	.000	174-316	.556	618	5.6	33	222	109	59	1,068	9.7

KERRI GARDIN • 1,061




Year	G/GS	Min	FG-FGA	Pct.	3P-3PA	Pct.	FT-FTA	Pct.	Reb.	Avg.	A	TO	BS	ST	Pts.	Avg.
2002-03	30/5	546	53-132	.402	0-0	.000	24-38	.632	96	3.2	52	59	20	24	130	4.4
2003-04	31/29	799	88-256	.344	2-6	.333	64-95	.674	167	5.4	90	91	17	36	242	7.8
2004-05	29/20	750	128-285	.449	7-29	.241	59-96	.615	232	8.0	48	60	29	39	322	11.1
2005-06	29/27	822	150-333	.450	6-17	.353	61-103	.592	289	10.0	69	70	25	58	367	12.7
Totals	119/81	2,917	419-1,006	.417	15-52	.288	208-332	.627	784	6.6	259	280	91	157	1,061	8.9

LISA GRIFFITH • 1,033

Year	G/GS	Min	FG-FGA	Pct.	3P-3PA	Pct.	FT-FTA	Pct.	Reb.	Avg.	A	TO	BS	ST	Pts.	Avg.
1989-90	20/0	118	14-45	.311	0-0	.000	12-19	.632	36	1.8	3	6	4	1	40	2.0
1990-91	27/26	708	119-254	.469	7-18	.389	74-89	.831	137	5.1	17	39	21	17	319	11.8
1991-92	27/27	659	132-264	.500	26-58	.448	43-65	.662	130	4.8	20	49	18	16	333	12.3
1992-93	28/28	725	124-269	.461	31-82	.378	62-74	.838	177	6.3	22	57	34	26	341	12.2
Total	102/81	2,210	389-832	.468	64-158	.405	191-247	.773	480	4.7	62	151	77	60	1,033	10.1

BRITTANY COOK • 1,006

Year	G/GS	MP	FGM-Att	Pct.	3PTM-Att	Pct.	FTM-Att	Pct.	Reb.	Avg.	A	TO	Blk	ST	TP	Avg.
2004-06		DNP -- Knee surgery														
2005-06	30/0	384	42-114	.368	15-57	.263	13-29	.448	56	1.9	23	28	6	18	112	3.7
2006-07	34/25	939	145-298	.487	20-69	.290	47-62	.758	166	4.9	74	88	10	42	357	10.5
2007-08	30/30	1014	206-410	.502	30-84	.357	95-124	.766	191	6.4	76	134	12	49	537	17.9
Totals	94/55	2337	393-822	.478	65-210	.310	155-215	.721	413	4.4	173	250	28	109	1006	10.7



All-Time Best Performances

in the Cassell



INDIVIDUAL (VIRGINIA TECH)

FG made	14	Renee Dennis vs. Florida State (1/3/87) & vs. Memphis State (2/7/87)
FG att.	30	Renee Dennis vs. Memphis State (2/7/87)
3-pt. FG made	6	Sarah Hillyer vs. Florida State (2/3/90)
	6	Jeni Garber vs. West Virginia (12/20/90)
3-pt. FG att.	15	Sarah Hicks vs. Duke (12/8/99)
FT made	15	Robin Lee vs. Florida State (1/16/82)
FT att.	17	Robin Lee vs. Florida State (1/16/82)
Points	34	Renee Dennis vs. Memphis State (2/7/87)
Off. Reb.	11	Utahya Drye vs. USC Upstate (2/2/09)
Def. Reb.	15	Kerri Gardin vs. Virginia (2/13/05)
Tot. Reb.	21	Kerri Gardin vs. Virginia (2/13/05)
	21	Nicole Jones vs. Hampton (12/29/99)
Assists	13	Lisa Leftwich vs. VCU (2/8/92)
	13	Lisa Witherspoon vs. Dayton (1/4/99)
Turnovers	13	Sherry Banks vs. George Washington (1/21/97)
Blocks	9	Susan Walvius vs. Florida State (1/4/86)
Steals	9	Taiqua Brittingham vs. Northwestern (12/22/83)

INDIVIDUAL (OPPONENT)

FG made	16	Heather Burge, Virginia (12/8/92)
FG att.	36	Vivian Greene, Norfolk State (1/15/77)
3-pt. FG made	6	Amy Watson, UT Martin (12/28/02)
	6	Rachelle Racht, Fordham (3/1/96)
3-pt. FG att.	15	Ali Ford, Elon (11/18/10)
		Krystal Garrison, Longwood (1/25/09)
FT made	15	Paula Dolan, Charleston (12/19/81)
		Lisa Allison, Campbell vs. Drexel (12/30/92)
		Angela Crosby, App. St. vs. W&M (12/29/93)
FT att.	19	Paula Dolan, Charleston (12/19/81)
Points	34	Heather Burge, Virginia (12/8/92)
		Bev Burnett, Florida State (2/20/88)
		Susan Highfill, Roanoke College (2/15/77)
Off. Reb.	10	Avery Warley, Liberty (12/30/08)
Def. Reb.	15	Carolin Dehn-Duhr, JMU (12/10/88)
Tot. Reb.	23	Jenette Reed, Marshall vs. Campbell (12/29/92)
Assists	11	Sharnee Zoll, Virginia (2/17/08)
		Jasmine Young, ECU vs. Georgetown (12/29/07)
		Jayne Chikos, Elon vs. Hampton (12/30/01)
		Jaymee Wappes, BGU vs. Hampton (12/30/99)
		Corey Hewitt, Loyola, Md. vs. S.C. (12/29/96)
		Jan Cameron, UT-Chattanooga (1/8/94)
		Angela Jackson, Old Dominion (12/21/89)
Turnovers	14	Karin Vadelund, G. Washington (12/4/88)
Blocks	11	Svetlana Pankratova, VCU (2/12/94)
Steals	9	Laine Selwyn, Pittsburgh (12/21/89)

TEAM (VIRGINIA TECH)

Points	105	vs. Cincinnati (2/10/84)
		vs. Southern Mississippi (12/28/04)
FG made	44	vs. West Virginia Wesleyan (11/18/80)
FG att.	94	vs. Appalachian State (11/17/79)
3-pt. FG made	10	vs. Radford (2/21/91) and (12/11/96)
3-pt. FG att.	26	vs. Syracuse (1/4/03)
FT made	43	vs. Yale (1/9/82)
FT att.	58	vs. Yale (1/9/82)
Off. Reb.	43	vs. Liberty (1/8/90)
Def. Reb.	43	vs. Longwood (2/10/11)
		vs. Gardner-Webb (1/2/93)
Tot. Reb.	75	vs. Liberty (1/8/90)
Assists	28	vs. Florida State (2/20/88)
		vs. Tulane (1/10/85)
Turnovers	38	vs. East Tennessee State (12/10/77)
Blocks	14	vs. East Tennessee State (12/21/93)
Steals	19	vs. Charleston (12/5/86)

TEAM (OPPONENT)

Points	108	Old Dominion (1/27/78)
FG made	45	Old Dominion (1/27/78)
FG att.	91	Cincinnati (2/10/84)
3-pt. FG made	14	Connecticut (2/7/01)
3-pt. FG att.	28	USC Upstate (2/2/09)
		Connecticut (2/7/01)
FT made	32	Radford (1/20/93)
FT att.	43	Florida State (1/3/87)
	43	Radford (12/6/86)
Off. Reb.	29	North Carolina (1/14/10)
Def. Reb.	39	Maryland (2/4/08)
Tot. Reb.	62	Virginia Union (2/9/78)
Assists	24	Connecticut (2/7/01)
Turnovers	47	Radford (11/28/81)
		Appalachian State (11/17/79)
Blocks	13	Virginia Commonwealth (2/12/94)
Steals	22	Virginia (12/8/87)

HISTORY AND RECORDS

Year-by-Year Results



Virginia Tech's first varsity women's basketball team competed in 1976-77.

1976-77

Coach: John Wetzel

Record: 7-9

Dec. 4	Virginia State	L	42-46
Dec. 9	at Virginia	L	52-54
Dec. 14	at Bridgewater	W	59-55
Jan. 5	at East Tennessee State	L	58-71
Jan. 12	at Radford	L	50-60
Jan. 15	Norfolk State	L	55-68
Jan. 18	Emory & Henry	W	49-48
Jan. 25	Longwood	W	59-47
Jan. 28	at William & Mary	W	57-47
Feb. 2	at Old Dominion	L	39-82
Feb. 3	at VCU	W	53-43
Feb. 15	Roanoke	W	71-68
Feb. 19	James Madison	W	56-46
Feb. 24	Virginia	L	58-67
Mar. 3	vs. James Madison ¹	L	37-47
Mar. 4	vs. Norfolk State ¹	L	49-56

1 - Virginia State Tournament in Norfolk, Va.

1977-78

Coach: Carolyn Owen

Record: 8-16

Dec. 7	Bridgewater	L	65-77
Dec. 9	Emory & Henry	W	61-52
Dec. 10	East Tennessee State	L	57-78
Dec. 19	vs. George Washington ¹	W	65-57
Dec. 20	vs. William & Mary ¹	L	65-80
Jan. 9	at Virginia	L	39-54
Jan. 16	Morris Harvey	L	78-81
Jan. 20	at Virginia State	L	55-81
Jan. 21	at Norfolk State	L	68-86
Jan. 24	Radford	L	52-73
Jan. 27	#7 Old Dominion	L	48-108
Feb. 3	VCU	W	87-45
Feb. 4	William & Mary	W	65-57
Feb. 7	at Longwood	L	59-68
Feb. 9	Virginia Union	W	73-68
Feb. 16	at James Madison	L	47-66
Feb. 17	at VCU	W	75-47
Feb. 20	at Radford	L	68-81
Feb. 22	at West Virginia	L	72-75
Feb. 25	at Emory & Henry	W	75-59
Feb. 27	at East Tennessee State	L	64-74
Feb. 28	at Roanoke	W	76-56
Mar. 2	at Old Dominion ²	L	53-83
Mar. 3	vs. Virginia ²	L	38-58

1 - VCU Christmas Tournament in Richmond, Va.
2 - Virginia State Tournament in Norfolk, Va.

1978-79

Coach: Carol Alfano

Record: 9-15

Nov. 28	at Marshall	L	67-70
Nov. 29	at Morris Harvey	L	69-82
Dec. 6	at Bridgewater	W	70-58
Dec. 9	Wake Forest	L	65-75
Jan. 12	Norfolk State	W	83-62
Jan. 13	Charlotte	L	65-67
Jan. 17	Virginia	L	58-64
Jan. 22	West Virginia Wesleyan	W	83-78
Jan. 23	Virginia State	L	67-69
Jan. 26	at George Washington	L	65-76

Jan. 27	at Virginia Union	L	59-73
Jan. 30	James Madison	W	57-49
Feb. 1	Lenoir-Rhyne	L	73-87
Feb. 2	American	L	72-73
Feb. 8	at Old Dominion	L	47-91
Feb. 9	at Georgetown	L	57-62
Feb. 14	Radford	L	60-66
Feb. 15	Longwood	W	81-55
Feb. 21	West Virginia	W	73-61
Feb. 23	at William & Mary	W	64-59
Feb. 24	at VCU	L	56-69
Mar. 1	James Madison ¹	L	64-66
Mar. 2	VCU ¹	W	75-54
Mar. 3	Norfolk State ¹	W	70-53

1 - Virginia State Tournament in Blacksburg, Va.

1979-80

Coach: Carol Alfano

Record: 17-12

Nov. 17	Appalachian State	W	78-55
Nov. 20	at East Tennessee State	W	75-63
Nov. 28	at North Carolina	L	73-82
Dec. 1	VCU	W	87-66
Dec. 8	at South Carolina	L	68-86
Dec. 17	at Florida State ¹	L	57-67
Dec. 18	vs. St Louis ¹	W	71-60
Dec. 19	vs. Cincinnati ¹	L	58-66
Jan. 4	George Washington	L	53-57
Jan. 6	East Carolina	L	58-75
Jan. 8	William & Mary	W	60-56
Jan. 10	Marshall	W	70-57
Jan. 14	vs. Virginia ²	L	38-48
Jan. 18	at Norfolk State	W	65-61
Jan. 21	Virginia Union	W	71-62
Jan. 23	at Virginia State	W	63-50
Jan. 26	Charlotte	L	61-66
Jan. 29	at James Madison	W	62-55
Feb. 1	Winthrop ³	W	60-54
Feb. 2	East Tennessee State ³	W	65-54
Feb. 5	Old Dominion	L	52-78
Feb. 9	at Florida State	W	77-54
Feb. 11	Charleston WV	W	66-59
Feb. 15	at Longwood	W	75-58
Feb. 19	at Pittsburgh	L	54-76
Feb. 20	at West Virginia	W	71-67
Feb. 23	at Radford	W	63-62
Feb. 24	Cincinnati	L	53-54
Feb. 27	Virginia Union ⁴	L	52-63

1 - Metro Tournament in Tallahassee, Fla.
2 - in Richmond, Va.
3 - Virginia Tech Invitational in Blacksburg, Va.
4 - Virginia State Tournament in Blacksburg, Va.

1980-81

Coach: Carol Alfano

Record: 13-17

Nov. 18	West Virginia Wesleyan	W	100-46
Nov. 23	at East Carolina	L	65-70
Nov. 24	at N.C. State	L	68-94
Nov. 29	William & Mary	W	65-63
Dec. 1	South Carolina	F	42-78
Dec. 5	vs. Delaware ¹	W	75-54
Dec. 6	at George Washington ¹	L	54-57
Dec. 11	Virginia State	W	62-45
Dec. 13	vs. West Virginia ²	W	74-67

Dec. 19	vs. Carson-Newman ³	W	71-56
Dec. 20	at East Tennessee State ³	L	50-88
Dec. 29	vs. Georgia ⁴	L	50-65
Jan. 3	vs. Virginia ⁵	L	43-58
Jan. 10	Louisville	L	72-89
Jan. 12	Norfolk State	W	73-37
Jan. 14	at Charlotte	L	67-69
Jan. 17	at Cincinnati	L	58-78
Jan. 24	Duke	W	65-55
Jan. 28	James Madison	W	66-58
Feb. 2	East Tennessee State	W	62-56
Feb. 5	vs. Louisville ⁶	L	64-81
Feb. 6	vs. St Louis ⁶	L	65-72
Feb. 14	at Charleston WV	L	58-60
Feb. 16	at Marshall	W	79-61
Feb. 21	at Appalachian State	L	58-64
Feb. 23	at Virginia Union	L	51-55
Mar. 3	at #3 Old Dominion	L	39-85
Mar. 6	at James Madison ⁷	W	71-65
Mar. 7	vs. #6 Old Dominion ⁷	L	54-65
Mar. 8	vs. Virginia ⁷	L	41-49

1 - George Washington Tournament, Washington, D.C.
2 - in Charleston, W. Va.
3 - East Tennessee State Christmas Tournament, Johnson City, Tenn.
4 - in Harriman, Tenn.
5 - in Roanoke, Va.
6 - Metro Tournament, New Orleans, La.
7 - Virginia State Tournament, Harrisonburg, Va.

1981-82

Coach: Carol Alfano

Record: 16-12; Metro: 0-5

Nov. 24	at William & Mary	W	89-58
Nov. 28	Radford	W	81-63
Dec. 4	vs. American ¹	W	92-57
Dec. 5	at George Washington ¹	W	73-54
Dec. 7	Old Dominion	L	45-82
Dec. 11	at Duke	L	58-71
Dec. 19	Charleston WV	W	88-74
Dec. 27	vs. Queens ²	W	100-51
Dec. 28	vs. Detroit Mercy ²	L	47-65
Dec. 29	vs. DePaul ²	W	62-61
Jan. 2	vs. West Virginia ³ (2 OT)	L	81-82
Jan. 6	Appalachian State	W	64-57
Jan. 9	Yale	W	95-66
Jan. 12	at East Tennessee State	L	60-80
Jan. 16	Florida State [*]	L	82-93
Jan. 18	Marshall	W	71-52
Jan. 22	Louisville [*]	L	68-72
Jan. 25	#5 N.C. State	L	47-48
Jan. 29	vs. Tulane ^{*4}	L	64-72
Jan. 31	at Cincinnati [*]	L	81-86
Feb. 3	Memphis [*]	L	68-77
Feb. 6	vs. Virginia ³	W	63-56
Feb. 10	at James Madison	W	85-74
Feb. 13	North Carolina	W	76-74
Feb. 16	Liberty	W	77-44
Feb. 20	Roanoke	W	100-67
Feb. 25	vs. Tulane ⁵	W	62-52
Feb. 26	at Memphis ⁵	L	59-83

1 - Belaire Classic in Washington, D.C.
2 - Queens College Tournament in Flushing, N.Y.
3 - in Roanoke, Va.
4 - in Cincinnati, Ohio
5 - Metro Tournament in Memphis, Tenn.

1982-83

Coach: Carol Alfano

Record: 13-12; Metro: 2-3

Nov. 29	at Marshall	W	73-69
Dec. 1	East Tennessee State	W	64-63
Dec. 6	at #12 N.C. State	L	63-79
Dec. 9	at Radford	W	73-63
Dec. 11	Howard	W	78-54
Dec. 18	at Charleston WV	W	81-64
Dec. 20	at Old Dominion	L	53-84
Dec. 27	vs. St John's ¹	L	60-64
Dec. 28	vs. Temple ¹ (2 OT)	L	83-85
Jan. 4	#11 Tennessee	L	47-55
Jan. 8	at Virginia	L	66-70
Jan. 15	at West Virginia	L	66-71
Jan. 17	at Appalachian State	W	92-79
Jan. 22	at Memphis [*]	L	60-78
Jan. 29	Cincinnati [*]	W	86-63
Jan. 31	Louisville [*]	W	68-61
Feb. 5	VCU	W	81-57
Feb. 8	at Charlotte	W	66-60
Feb. 11	at Cincinnati [*]	L	58-81
Feb. 13	at Louisville [*]	L	54-63
Feb. 16	James Madison	W	57-47
Feb. 19	Morehead State	W	61-60
Feb. 21	at #20 North Carolina	L	83-100
Feb. 28	at Liberty	W	78-74
Mar. 6	vs. Memphis ²	L	64-72

1 - Queens College Holiday Classic, Flushing, N.Y.
2 - Metro Tournament, Louisville, Ky.

1983-84

Coach: Carol Alfano

Record: 15-15; Metro: 4-6

Nov. 26	Charleston WV	W	101-85
Nov. 29	at East Tennessee State	L	60-67
Dec. 10	at Howard	W	89-65
Dec. 17	Marshall	W	76-64
Dec. 20	Georgia Southern ¹	W	84-61
Dec. 21	Mississippi State ¹	L	87-89
Dec. 22	Northwestern ¹	W	85-77
Dec. 30	vs. North Carolina ²	L	52-73
Dec. 31	vs. #13 N.C. State ²	L	63-74
Jan. 4	vs. Virginia ³	L	70-88
Jan. 7	Appalachian State	W	95-76
Jan. 10	at #8 Tennessee	L	63-77
Jan. 13	West Virginia	W	73-62
Jan. 16	at Morehead State	W	75-62
Jan. 21	Memphis [*]	L	62-74
Jan. 28	at Cincinnati [*]	W	92-86
Jan. 30	at Louisville [*]	L	72-81
Feb. 4	Florida State [*]	W	68-63
Feb. 6	Louisville [*]	W	93-61
Feb. 10	Cincinnati [*]	W	101-93
Feb. 13	at VCU	W	81-63
Feb. 18	at South Carolina [*]	L	74-89
Feb. 21	at James Madison	L	59-72
Feb. 24	at Southern Miss. [*]	L	75-91
Feb. 26	at Tulane [*]	L	59-64
Mar. 1	#5 Old Dominion	L	67-100
Mar. 3	South Carolina [*]	L	70-80
Mar. 5	vs. Southern Miss. ⁴	W	94-86
Mar. 6	vs. Louisville ⁴	L	60-63
Mar. 7	vs. South Carolina ⁴	W	89-76

1 - Marriott-Converse Christmas Classic in Blacksburg, Va.
2 - Dogwood Classic in Fayetteville, N.C.
3 - in Roanoke, Va.
4 - Metro Tournament in Cincinnati, Ohio

1984-85

Coach: Carol Alfano

Record: 16-13; Metro: 4-6

Nov. 23	at Tennessee Tech ¹	L	79-94
Nov. 24	vs. Ohio ¹	L	77-79
Nov. 28	East Tennessee State	W	74-51
Dec. 1	vs. North Carolina ²	W	74-73
Dec. 14	at Charleston WV	W	109-81
Dec. 17	UT-Chattanooga ³	W	75-59
Dec. 18	#19 Auburn ³	L	60-75
Dec. 19	#16 Louisiana State ³	W	86-77
Dec. 29	at Clemson	L	190-101
Jan. 6	at Florida State [*]	L	77-85
Jan. 10	Tulane [*]	W	104-64
Jan. 12	Southern Miss. [*]	L	73-93
Jan. 16	at #15 Virginia	L	62-74
Jan. 18	at Mississippi State	W	72-66

Jan. 19	at Memphis *	L 72-77
Jan. 21	James Madison	W 73-62
Jan. 26	at Cincinnati *	L 79-90
Jan. 28	at Louisville *	W 79-74
Jan. 30	#02 Old Dominion	L 76-86
Feb. 2	South Carolina *	W 59-58
Feb. 7	Cincinnati *	W 86-74
Feb. 10	Louisville *	L 68-70
Feb. 12	at Marshall	W 85-74
Feb. 15	at Appalachian State	W 79-75
Feb. 21	at South Carolina *	L 72-76
Feb. 25	VCU	W 90-57
Feb. 27	Radford	W 71-64
Mar. 3	vs. Florinda State ⁴	W 86-65
Mar. 4	vs. Memphis ⁴	L 85-93

1 - Tennessee Tech Classic in Cookeville, Tenn.
2 - in Salem, Va.
3 - Marriott-Converse Christmas Classic in Blacksburg, Va.
4 - Metro Tournament in Hattiesburg, Miss.

1985-86

Coach: Carol Alfano

Record: 13-15; Metro: 4-6

Nov. 23	Charlotte	W 92-65
Nov. 27	Clemson	L 76-77
Nov. 30	at #5 Old Dominion	W 73-72
Dec. 4	at #19 North Carolina	L 73-75
Dec. 10	vs. #7 Virginia ¹	L 58-87
Dec. 14	Marshall	W 91-71
Dec. 20	Delaware ²	W 74-61
Dec. 21	Charleston WV ²	W 84-68
Dec. 22	#10 Auburn ²	L 62-83
Jan. 4	Florida State *	W 73-68
Jan. 6	Memphis *	L 78-89
Jan. 11	at Southern Miss. *	W 89-79
Jan. 13	at Tulane *	(OT)L 77-89
Jan. 15	Appalachian State	W 90-74
Jan. 21	at East Tennessee State	L 56-74
Jan. 25	Louisville *	W 89-75
Jan. 27	Cincinnati *	W 81-71
Jan. 30	Randolph-Macon	W 76-64
Feb. 1	South Carolina *	L 83-92
Feb. 5	at James Madison	L 59-81
Feb. 8	at Cincinnati *	L 68-86
Feb. 10	at Louisville *	L 76-91
Feb. 15	at South Carolina *	L 53-69
Feb. 18	at Radford	L 81-86
Feb. 22	Mercer	W 98-67
Feb. 24	at Charlotte	L 62-71
Mar. 1	vs. Southern Miss. ³	W 86-76
Mar. 2	at South Carolina ³	L 54-67

1 - in Roanoke, Va.
2 - Marriott-Converse Christmas Classic in Blacksburg, Va.
3 - Metro Tournament in Columbia, S.C.

1986-87

Coach: Carol Alfano

Record: 15-14; Metro: 7-5

Nov. 28	vs. #15 Mississippi ¹	L 59-78
Nov. 29	vs. Connecticut ¹	L 69-71
Dec. 5	Charleston WV ²	W 76-52
Dec. 6	Radford ²	W 64-55
Dec. 9	at #8 Virginia	L 43-73
Dec. 13	at George Mason	W 80-64
Dec. 19	at Old Dominion ³	L 54-76
Dec. 20	vs. Northwestern ³	L 64-70
Dec. 28	vs. #11 Georgia ⁴	L 56-80
Dec. 29	vs. Massachusetts ⁴	W 86-63
Jan. 3	Florida State *	W 91-78
Jan. 5	South Carolina *	L 52-60
Jan. 7	William & Mary	W 56-50
Jan. 10	at Memphis *	L 59-84
Jan. 12	at Southern Miss. *	W 77-50
Jan. 15	#16 James Madison	W 63-61
Jan. 24	at Cincinnati *	W 85-55
Jan. 26	at Louisville *	L 66-71
Jan. 31	at Florida State *	L 65-70
Feb. 2	at South Carolina *	W 69-65
Feb. 7	Memphis *	L 81-82
Feb. 9	Southern Miss. *	W 76-65
Feb. 14	at #3 Auburn	L 53-81
Feb. 16	at Mercer	W 117-84
Feb. 21	Cincinnati *	(OT)W 77-68
Feb. 23	Louisville *	W 78-73
Mar. 2	at VCU	L 74-85
Mar. 5	Florida State ⁵	W 68-67
Mar. 6	South Carolina ⁵	L 55-59

1 - Lady Sunshine Classic in Orlando, Fla.
2 - Converse Christmas Classic in Blacksburg, Va.
3 - Old Dominion Classic in Norfolk, Va.
4 - Texaco/Wildcat Tournament in Villanova, Pa.
5 - Metro Tournament in Blacksburg, Va.

1987-88

Coach: Carol Alfano

Record: 12-16; Metro: 4-8

Nov. 27	vs. Morehead State ¹	W 59-52
Nov. 28	at Appalachian State ¹	W 79-71
Dec. 5	Richmond	W 70-58
Dec. 8	#6 Virginia	L 57-74
Dec. 12	at George Washington	L 55-71
Dec. 18	at William & Mary	W 58-51
Dec. 29	vs. #7 Mississippi ²	L 57-60
Dec. 30	vs. Colgate ²	W 94-50
Jan. 2	VCU	W 75-74
Jan. 9	at Southern Miss. *	L 75-78
Jan. 11	at Memphis *	W 73-61
Jan. 16	Louisville *	W 68-67
Jan. 18	Cincinnati *	L 47-50
Jan. 20	Old Dominion	L 56-77
Jan. 23	at Charleston WV	W 67-65
Jan. 25	at #20 James Madison	L 39-79
Jan. 30	at Florida State *	L 59-61
Feb. 1	at South Carolina *	L 44-75
Feb. 4	Charlotte	L 55-69
Feb. 6	Southern Miss. *	L 68-79
Feb. 8	Memphis *	L 84-89
Feb. 10	at Radford	W 77-74
Feb. 13	at Cincinnati *	L 62-74
Feb. 15	at Louisville *	W 62-59
Feb. 20	Florida State *	W 97-81
Feb. 29	at Kentucky	L 79-80
Mar. 5	South Carolina *	L 69-73
Mar. 10	vs. Southern Miss. ³	L 60-73

1 - Appalachian State/Sheraton Classic in Boone, N.C.
2 - St. Peter's Tournament in Jersey City, N.J.
3 - Metro Tournament in Tallahassee, Fla.

1988-89

Coach: Carol Alfano

Record: 16-13; Metro: 7-5

Nov. 26	vs. Bradley ¹	W 75-57
Nov. 27	at Syracuse ¹	(OT)L 74-76
Nov. 29	at #10 Virginia	L 73-75
Dec. 4	George Washington	W 51-35
Dec. 10	James Madison	L 49-72
Dec. 17	at Old Dominion	L 63-68
Dec. 19	at VCU	(OT)L 76-88
Dec. 29	vs. Houston ²	L 69-80
Dec. 30	vs. Connecticut ²	W 65-63
Jan. 4	at Richmond	L 54-79
Jan. 9	Cincinnati *	W 52-49
Jan. 14	at Memphis *	W 75-62
Jan. 16	at Southern Miss. *	L 73-82
Jan. 21	Florida State *	W 68-67
Jan. 23	George Mason	W 67-49
Jan. 28	at Florida State *	L 66-69
Jan. 30	at South Carolina *	L 52-86
Feb. 4	at Louisville *	W 73-62
Feb. 6	at Cincinnati *	L 50-66
Feb. 11	Memphis *	W 74-55
Feb. 13	Southern Miss. *	L 64-72
Feb. 17	Charleston WV	W 77-50
Feb. 19	Kentucky	W 75-66
Feb. 21	at Charlotte	W 78-57
Feb. 25	South Carolina *	W 63-59
Mar. 1	Radford	W 71-59
Mar. 4	Louisville *	W 65-57
Mar. 9	at Memphis ³	W 78-63
Mar. 10	vs. Southern Miss. ³	L 62-70

1 - Carrier Classic in Syracuse, N.Y.
2 - Cardinal Classic in Stanford, Calif.
3 - Metro Tournament in Memphis, Tenn.

1989-90

Coach: Carol Alfano

Record: 14-14; Metro: 8-6

Nov. 25	West Virginia State	W 93-40
Nov. 28	at #1 Tennessee	L 55-81
Dec. 1	vs. St. John's ¹	L 67-78
Dec. 2	vs. Ohio ¹	L 55-62
Dec. 6	at George Mason	L 54-69
Dec. 21	#23 Old Dominion	L 72-84
Dec. 29	vs. Boston College ²	W 74-65
Dec. 30	at Richmond ²	L 58-66
Jan. 3	#10 Virginia	L 77-79
Jan. 6	Florida State *	L 64-68
Jan. 8	Liberty	W 80-54
Jan. 13	at Memphis *	W 69-68
Jan. 15	at Southern Miss. *	L 63-85
Jan. 20	Tulane *	W 82-59
Jan. 23	VCU	W 64-52
Jan. 27	at Cincinnati *	W 56-42
Jan. 29	at Louisville *	W 65-54
Feb. 3	at Florida State *	L 52-69
Feb. 5	at South Carolina *	L 47-72
Feb. 10	Memphis *	W 77-59
Feb. 12	Southern Miss. *	L 53-62
Feb. 17	James Madison	(OT)W 53-50
Feb. 21	South Carolina *	L 59-67
Feb. 24	Cincinnati *	W 72-59
Feb. 26	Louisville *	W 81-62
Feb. 28	at Radford	W 66-54
Mar. 3	at Tulane *	W 70-53
Mar. 8	vs. Louisville ³	L 60-85

1 - Roger I. White Invitational in Evanston, Ill.
2 - Dole Pineapple Classic in Richmond, Va.
3 - Metro Tournament in Cincinnati, Ohio

1990-91

Coach: Carol Alfano

Record: 12-15; Metro: 8-6

Nov. 23	vs. Lamar ¹	L 54-71
Nov. 24	vs. Eastern Illinois ¹	L 66-70
Nov. 28	at #1 Virginia	L 44-93
Dec. 3	#6 Tennessee	L 54-64
Dec. 8	at Old Dominion	L 69-80
Dec. 20	West Virginia	L 80-84
Dec. 29	Towson State ²	W 92-61
Dec. 30	George Mason ²	L 56-57
Jan. 2	William & Mary	W 75-60
Jan. 5	at Memphis *	W 71-65
Jan. 7	Florida State *	L 64-78
Jan. 12	at Southern Miss. *	L 67-79
Jan. 14	at Tulane *	W 64-54
Jan. 19	South Carolina *	W 69-67
Jan. 21	James Madison	L 48-64
Jan. 26	at Cincinnati *	W 74-59
Jan. 28	at Louisville *	L 61-78
Feb. 2	Memphis *	W 77-73
Feb. 4	at Liberty	W 77-56
Feb. 7	Southern Miss. *	W 75-64
Feb. 11	Tulane *	W 67-41
Feb. 16	at South Carolina *	L 51-66
Feb. 18	at Florida State *	L 53-76
Feb. 21	Radford	W 87-49
Feb. 23	Cincinnati *	W 55-52
Feb. 27	at Louisville *	L 57-70
Mar. 4	vs. Southern Miss. ³	L 71-91

1 - Florida International in Miami, Fla.
2 - Diamond Club Classic in Blacksburg, Va.
3 - Metro Tournament in Louisville, Ky.

1991-92

Coach: Carol Alfano

Record: 10-18; Metro: 3-9

Nov. 27	at Air Force	W 75-70
Nov. 29	vs. #6 Vanderbilt ¹	L 63-78
Nov. 30	vs. Illinois ¹	L 66-68
Dec. 4	at East Tennessee State	W 93-86
Dec. 7	Old Dominion	L 55-71
Dec. 19	at North Carolina	L 62-76
Dec. 29	Akron ²	W 78-60
Dec. 30	UNC Greensboro ²	W 84-65
Jan. 4	at VCU *	L 66-74
Jan. 6	at William & Mary	W 62-42
Jan. 12	at Youngstown State	L 81-92
Jan. 18	Charlotte *	L 53-75
Jan. 20	South Florida *	W 74-59
Jan. 25	at Dayton	L 71-75
Jan. 27	at Louisville *	L 44-93
Feb. 1	at Tulane *	L 56-59
Feb. 3	at Southern Miss. *	L 55-86
Feb. 8	VCU *	L 57-59
Feb. 10	Dayton	W 71-55
Feb. 12	at Radford	L 72-75
Feb. 15	at South Florida *	W 67-64
Feb. 17	at James Madison	L 62-75
Feb. 24	Louisville *	L 56-75
Feb. 29	Tulane *	L 43-63
Mar. 2	Southern Miss. *	W 64-62
Mar. 7	at Charlotte *	L 57-86
Mar. 11	vs. Charlotte ³	W 67-61
Mar. 12	vs. Southern Miss. ³	L 63-76

1 - Coors Classic in Boulder, Colo.
2 - Diamond Club Classic in Blacksburg, Va.
3 - Metro Tournament in Louisville, Ky.

1992-93

Coach: Carol Alfano

Record: 20-8; Metro: 8-4

Dec. 1	Wingate	W 58-43
Dec. 4	vs. East Carolina ¹	W 86-72
Dec. 5	at Duke ¹	L 63-85
Dec. 8	#6 Virginia	L 59-93
Dec. 19	at Old Dominion	W 76-63
Dec. 21	East Tennessee State	W 91-59
Dec. 29	Drexel ²	W 92-41
Dec. 30	Marshall ²	W 84-78
Jan. 2	Gardner-Webb	W 89-59
Jan. 6	at UNC Greensboro	L 54-63
Jan. 9	VCU *	W 70-67
Jan. 11	at Western Carolina	W 74-48
Jan. 16	Tulane *	W 80-57
Jan. 18	Southern Miss. *	W 85-70
Jan. 20	Radford	W 81-68
Jan. 25	at Louisville *	W 79-75
Jan. 30	at South Florida *	(OT)W 85-83
Feb. 1	at Charlotte *	L 44-81
Feb. 9	James Madison	W 81-60
Feb. 13	at Southern Miss. *	L 80-89
Feb. 15	at Tulane *	L 65-79
Feb. 20	South Florida *	W 82-62
Feb. 22	Louisville *	W 82-61
Feb. 25	at Morehead State	W 94-88
Mar. 1	at VCU *	L 69-71
Mar. 4	Charlotte *	W 76-70
Mar. 10	vs. South Florida ³	W 74-50
Mar. 11	at Louisville ³	L 73-92

1 - Duke Classic in Durham, N.C.
2 - Diamond Club Classic in Blacksburg, Va.
3 - Metro Tournament in Louisville, Ky.



The 1993-94 team won the Metro Conference Tournament and was the first Tech team to go to the NCAA Tournament.

HISTORY AND RECORDS

Year-by-Year Results CONTINUED

1993-94

Coach: Carol Alfano

Record: 24-6; Metro: 9-3

Dec. 1	Western Carolina	W 102-43
Dec. 4	Ohio	W 75-60
Dec. 8	at #8 Virginia	L 66-78
Dec. 18	vs. Mississippi State ¹	W 76-61
Dec. 19	vs. Colorado State ¹	W 73-69
Dec. 29	Colgate ²	W 90-68
Dec. 30	Appalachian State ²	W 77-76
Jan. 2	at East Tennessee State	W 77-71
Jan. 6	Morehead State	W 86-52
Jan. 8	UT-Chattanooga	W 79-73
Jan. 10	South Florida*	W 72-59
Jan. 12	Bradley	W 76-52
Jan. 15	at Tulane*	L 64-75
Jan. 17	at Southern Miss.*	L 62-93
Jan. 20	at Tennessee	L 51-88
Jan. 25	at James Madison	W 74-60
Jan. 28	Louisville*	W 72-54
Feb. 1	at Radford	W 72-63
Feb. 3	Charlotte*	W 65-53
Feb. 8	at Louisville*	W 57-53
Feb. 12	VCU*	W 64-54
Feb. 19	at South Florida*	L 64-77
Feb. 22	at VCU*	W 65-49
Feb. 26	Tulane*	W 71-65
Feb. 28	#19 Southern Miss.*	W 60-50
Mar. 3	at Charlotte*	W 60-37
Mar. 8	vs. VCU ³	W 61-46
Mar. 9	vs. Charlotte ³	W 63-55
Mar. 10	vs. #19 Southern Miss. ³	W 83-76
Mar. 16	Auburn ⁴	L 51-60

1 - Pepperdine Tournament in Malibu, Calif.
2 - Diamond Club Classic in Blacksburg, Va.
3 - Metro Tournament in Louisville, Ky.
4 - NCAA Tournament in Blacksburg, Va.

1994-95

Coach: Carol Alfano

Record: 22-9; Metro: 10-2

Nov. 15	at Maryland ¹	W 68-53
Nov. 17	at SW Missouri State ²	L 45-61
Nov. 28	at Ohio (OT)L	66-67
Dec. 1	Radford	W 72-42
Dec. 3	at UT-Chattanooga	W 64-45
Dec. 6	Winthrop	W 65-45
Dec. 19	vs. Michigan State ³	W 63-61
Dec. 20	vs. Oklahoma State ³	W 83-77
Dec. 21	vs. Texas Tech ³	L 47-68
Dec. 29	Furman ⁴	W 73-61
Dec. 30	#4 North Carolina ⁴	L 52-57
Jan. 2	at William & Mary	W 72-53
Jan. 6	at Louisville*	W 56-54
Jan. 8	at VCU*	W 54-51
Jan. 13	#9 Virginia	W 69-62
Jan. 15	South Florida*	W 72-52
Jan. 20	Charlotte*	W 68-55
Jan. 23	James Madison	W 68-54
Jan. 27	at Tulane*	L 62-72
Jan. 29	at Southern Miss.*	L 66-75
Feb. 3	at Charlotte*	W 63-54
Feb. 10	Southern Miss.*	W 64-63
Feb. 12	Tulane*	W 77-65
Feb. 17	VCU*	W 81-63
Feb. 19	at South Florida*	W 85-69
Feb. 22	#2 Tennessee	L 33-66
Feb. 26	Louisville*	W 68-60
Mar. 1	at West Virginia	W 82-66
Mar. 9	vs. Southern Miss. ⁵	L 66-67
Mar. 16	vs. St. Joseph's ⁶	W 62-52
Mar. 18	at #1 Connecticut ⁶	L 45-91

1 - Preseason WNIT in College Park, Md.
2 - Preseason WNIT in Springfield, Mo.
3 - San Juan Shootout in San Juan, P.R.
4 - Diamond Club Classic in Blacksburg, Va.
5 - Metro Tournament in Louisville, Ky.
6 - NCAA Tournament in Storrs, Conn.

1995-96

Coach: Carol Alfano

Record: 11-17; Atlantic 10: 8-8

Nov. 24	at Stetson	L 77-83
Nov. 29	at Radford	L 64-81
Dec. 6	at #5 Virginia	L 38-80
Dec. 9	VCU	L 54-57
Dec. 19	at Northern Arizona ¹	L 50-80
Dec. 20	vs. Florida ¹	L 48-65

Dec. 29	Hampton ²	W 84-66
Dec. 30	Campbell ²	W 70-59
Jan. 3	at Fordham*	W 75-59
Jan. 11	at James Madison	L 58-75
Jan. 13	at George Washington*	L 58-79
Jan. 18	at Massachusetts*	L 47-65
Jan. 20	at Duquesne*	L 68-73
Jan. 25	La Salle*	W 70-65
Jan. 28	Xavier OH*	(OT)W 87-82
Feb. 1	at La Salle*	L 53-77
Feb. 3	at St. Joseph's*	L 50-57
Feb. 7	Duquesne*	W 65-56
Feb. 10	Rhode Island*	L 63-68
Feb. 12	Temple*	W 86-49
Feb. 15	at Dayton*	W 66-59
Feb. 17	at Xavier OH*	L 70-83
Feb. 20	Richmond	L 55-64
Feb. 22	St. Bonaventure*	W 75-68
Feb. 24	Dayton*	W 79-59
Feb. 27	George Washington*	(OT)L 60-64
Mar. 1	Fordham ³	(2 OT)W 90-78
Mar. 2	Massachusetts ³	L 42-64

1 - Woodlands Plaza Classic in Flagstaff, Ariz.
2 - Diamond Club Classic in Blacksburg, Va.
3 - Atlantic 10 Tournament in Blacksburg, Va.

1996-97

Coach: Carol Alfano

Record: 10-21; Atlantic 10: 4-12

Nov. 21	UNC Greensboro	W 89-86
Nov. 29	vs. Michigan ¹	L 63-79
Nov. 30	vs. Pittsburgh ¹	L 63-72
Dec. 1	vs. Houston ¹	W 69-66
Dec. 5	James Madison	L 54-56
Dec. 11	Radford	L 83-84
Dec. 19	at Richmond	L 76-82
Dec. 29	vs. Cornell ²	W 73-50
Dec. 30	vs. Loyola (Md.) ²	W 58-55
Jan. 3	Iona	W 50-49
Jan. 6	at George Washington*	L 57-83
Jan. 8	at Appalachian State	L 58-67
Jan. 10	at Temple*	L 61-79
Jan. 12	St. Joseph's*	L 44-75
Jan. 16	at Xavier*	(OT)L 62-73
Jan. 18	at Dayton*	(2 OT)W 103-98
Jan. 21	George Washington*	L 44-82
Jan. 23	at La Salle*	L 40-69
Jan. 25	at Duquesne*	L 67-84
Jan. 29	Massachusetts*	L 52-54
Feb. 1	at Rhode Island*	L 58-69
Feb. 3	Fordham*	W 63-61
Feb. 6	#8 Virginia	L 41-90
Feb. 9	at St. Bonaventure*	L 63-75
Feb. 13	Dayton*	W 84-65
Feb. 15	Xavier*	L 54-65
Feb. 17	at VCU	L 60-65
Feb. 20	Duquesne*	W 70-62
Feb. 22	La Salle*	L 54-67
Feb. 25	vs. St. Bonaventure ³	W 83-78
Feb. 27	vs. La Salle ⁴	L 66-81

1 - Hawaiian Airlines Wahine Classic in Honolulu, Hi.
2 - Diamond Club Classic in Blacksburg, Va.
3 - Atlantic 10 Tournament in St. Bonaventure, N.Y.
4 - Atlantic 10 Tournament in Philadelphia, Pa.

1997-98

Coach: Bonnie Henrickson

Record: 22-10; Atlantic 10: 11-5

Nov. 21	East Carolina	W 68-39
Nov. 25	at #12 Virginia	L 49-64
Nov. 28	vs. St. Mary's ¹	W 68-59
Nov. 29	vs. Villanova ¹	L 46-55
Dec. 2	Appalachian State	W 65-49
Dec. 4	at UNC Greensboro	W 88-74
Dec. 10	at Radford	W 84-67
Dec. 21	at James Madison	L 70-77
Dec. 29	UMBC	W 89-36
Dec. 30	Siena	L 64-69
Jan. 2	Rhode Island*	W 84-60
Jan. 4	Massachusetts*	L 56-58
Jan. 8	at Xavier*	L 74-83
Jan. 10	at Dayton*	W 75-64
Jan. 13	La Salle*	W 65-57
Jan. 17	at George Washington*	W 64-57
Jan. 24	St. Bonaventure*	W 84-73
Jan. 27	at Duquesne*	L 86-99

Jan. 29	George Washington*	W 67-55
Feb. 1	at La Salle*	W 67-55
Feb. 5	Dayton*	W 68-66
Feb. 9	Xavier*	L 68-69
Feb. 12	at St. Joseph's*	L 43-58
Feb. 14	at Temple*	W 69-51
Feb. 19	Duquesne*	W 79-78
Feb. 21	at Fordham*	W 59-44
Feb. 24	Fordham ²	W 79-40
Feb. 26	vs. St. Joseph's ³	W 67-62
Mar. 1	vs. George Washington ⁴	W 73-72
Mar. 2	vs. Massachusetts ⁴	(OT)W 66-64
Mar. 14	vs. #24 Wisconsin ⁵	W 75-64
Mar. 16	vs. #12 Florida ⁵	L 57-89

1 - St. Mary's Thanksgiving Tipoff Classic in Moraga, Calif.

2 - Atlantic 10 Tournament in Blacksburg, Va.

3 - Atlantic 10 Tournament in Philadelphia, Pa.

4 - Atlantic 10 Tournament in Amherst, Mass.

5 - NCAA Tournament in Gainesville, Fla.

1998-99

Coach: Bonnie Henrickson

Record: 28-3; Atlantic 10: 15-1

Nov. 13	at Liberty	W 69-55
Nov. 15	at Duke	W 72-70
Nov. 22	Radford	W 86-52
Nov. 24	James Madison	W 72-54
Nov. 30	#18 Virginia	W 81-65
Dec. 3	at Appalachian State	W 69-60
Dec. 9	East Carolina	W 77-45
Dec. 12	Duquesne*	W 67-60
Dec. 21	George Mason	W 66-57
Dec. 28	Akron ¹	W 80-59
Dec. 29	Mississippi State ¹	W 73-52
Jan. 2	Fordham*	W 78-61
Jan. 4	Dayton*	W 76-59
Jan. 8	at Duquesne*	W 80-69
Jan. 10	George Washington*	W 74-65
Jan. 15	at St. Bonaventure*	W 87-64
Jan. 22	St. Joseph's*	W 65-56
Jan. 24	Temple*	W 89-69
Jan. 29	at Xavier*	L 67-71
Jan. 31	at Dayton*	W 68-60
Feb. 5	Xavier*	W 61-60
Feb. 7	La Salle*	W 70-57
Feb. 12	at Massachusetts*	W 67-51
Feb. 14	at Rhode Island*	W 64-62
Feb. 18	at La Salle*	W 70-57
Feb. 21	George Washington*	W 66-64
Feb. 27	vs. Dayton ²	(3 OT)W 73-72
Feb. 28	vs. Xavier ²	L 79-86
Mar. 13	vs. Saint Peter's ³	W 73-48
Mar. 15	vs. Auburn ³	W 76-61
Mar. 20	vs. #2 Tennessee ⁴	L 52-68

1 - Diamond Club Classic in Blacksburg, Va.

2 - Atlantic 10 Tournament in Philadelphia, Pa.

3 - NCAA Tournament in Blacksburg, Va.

4 - NCAA Tournament in Greensboro, N.C.

1999-00

Coach: Bonnie Henrickson

Record: 20-11; Atlantic 10: 12-6

Nov. 15	Liberty	W 60-45
Nov. 17	#5 Georgia ¹	L 60-65
Nov. 26	vs. Southern Utah ²	W 63-55
Nov. 27	at #14 Oregon ²	L 53-73
Nov. 30	Appalachian State	W 75-55
Dec. 2	at James Madison	W 66-50
Dec. 5	Duquesne*	W 78-42
Dec. 8	#18 Duke	L 61-70
Dec. 20	at Virginia	L 62-67
Dec. 29	Hampton ³	W 93-61
Dec. 30	Charlotte ³	W 72-61
Jan. 2	at Radford	W 66-42
Jan. 6	Rhode Island*	W 81-38
Jan. 9	George Washington*	L 64-76
Jan. 16	at La Salle*	W 76-57
Jan. 21	at Temple*	W 59-54
Jan. 23	at St. Joseph's*	W 62-53
Jan. 28	Dayton*	L 65-69
Jan. 30	Xavier*	L 60-64
Feb. 2	at George Washington*	L 58-73
Feb. 6	at Fordham*	W 75-52
Feb. 10	at Xavier*	L 46-68
Feb. 13	Massachusetts*	W 66-45

Feb. 17	St. Bonaventure*	W 73-56
Feb. 20	at Duquesne*	W 68-56
Feb. 24	La Salle*	W 64-57
Feb. 27	at Dayton*	W 68-63
Mar. 3	vs. Rhode Island* ⁴	W 68-37
Mar. 4	vs. Massachusetts* ⁴	L 54-58
Mar. 16	Georgia State ⁵	W 80-56
Mar. 18	Maryland ⁵	(OT)L 60-68

1 - Preseason WNIT in Blacksburg, Va.

2 - Pepsi Shootout in Eugene, Ore.

3 - Virginia Lottery-Hokie Hardwood Classic in Blacksburg, Va.

4 - Atlantic 10 Tournament in Philadelphia, Pa.

5 - WNIT in Blacksburg, Va.

2000-01

Coach: Bonnie Henrickson

Record: 22-9; BIG EAST: 11-5

Nov. 17	Liberty	W 72-51
Nov. 21	James Madison	W 78-60
Nov. 25	vs. Michigan State ¹	W 50-36
Nov. 26	at Florida State ¹	L 57-77
Nov. 30	#17 Virginia	W 57-56
Dec. 2	at Richmond	W 77-74
Dec. 6	at #7 Rutgers*	L 53-61
Dec. 9	Radford	W 71-45
Dec. 18	at Clemson	W 59-80
Dec. 21	at Old Dominion	W 69-57
Dec. 28	UNC Asheville ²	W 85-47
Dec. 29	Maine ²	W 79-68
Jan. 3	#3 Notre Dame*	L 64-75
Jan. 7	Miami*	W 64-51
Jan. 13	at #3 Notre Dame*	L 55-75
Jan. 17	at Boston College*	W 64-52
Jan. 20	Georgetown*	W 79-50
Jan. 23	Villanova*	W 65-59
Jan. 31	at Syracuse*	W 48-46
Feb. 3	Providence*	W 65-54
Feb. 7	#3 Connecticut*	L 38-90
Feb. 11	Pittsburgh*	W 86-50
Feb. 14	at West Virginia*	W 92-53
Feb. 18	Boston College*	(OT)L 59-65
Feb. 21	Providence*	W 71-64
Feb. 24	at Seton Hall*	W 52-46
Feb. 27	at St. John's*	W 62-54
Mar. 4	vs. #21 Villanova ³	W 73-67
Mar. 5	vs. #1 Notre Dame ³	L 49-67
Mar. 16	vs. Denver ⁴	W 77-57
Mar. 18	vs. #12 Texas Tech ⁴	L 52-73

1 - Tallahassee Democrat Classic in Tallahassee, Fla.

2 - Lady Luck Classic in Blacksburg, Va.

3 - BIG EAST Tournament in Storrs, Conn.

4 - NCAA Tournament in Lubbock, Texas

2001-02

Coach: Bonnie Henrickson

Record: 21-11; BIG EAST: 9-7

Nov. 15	Richmond	W 76-62
Nov. 19	#16 Old Dominion	W 68-62
Nov. 24	vs. N.W. State ¹	W 71-46
Nov. 25	at #19 LSU	L 65-66
Nov. 29	at Virginia	L 58-60
Dec. 5	at Pittsburgh*	W 83-64
Dec. 8	at Liberty	W 56-40
Dec. 12	at Radford	W 80-46
Dec. 21	at James Madison	W 70-47
Dec. 28	Gardner-Webb ²	W 76-39
Dec. 29	Hampton ²	W 83-43
Jan. 3	Clemson	W 68-58
Jan. 5	Syracuse*	W 62-56
Jan. 9	Boston College*	W 73

Mar. 16 George Washington ⁴ W 68-52
 Mar. 20 Vermont ⁴ W 76-48
 Mar. 23 vs. Houston ⁴ (2OT)L 72-77
 1 - *Crayfish Classic in Baton Rouge, La.*
 2 - *Lady Luck Classic in Blacksburg, Va.*
 3 - *BIG EAST Tournament in Piscataway, N.J.*
 4 - *WNIT in Blacksburg, Va.*

2002-03

Coach: Bonnie Henrickson
Record: 22-10; BIG EAST: 10-6

Nov. 22 UNC Greensboro W 54-46
 Nov. 29 at Fla. International 1 L 70-79
 Nov. 30 vs. Washington State 1 W 72-50
 Dec. 3 Virginia W 72-56
 Dec. 7 James Madison (OT)W 77-73
 Dec. 11 at Maryland W 60-57
 Dec. 14 at Liberty W 53-50
 Dec. 21 at Old Dominion L 49-63
 Dec. 28 UT Martin 2 W 87-55
 Dec. 29 Duquesne ² W 66-52
 Dec. 31 Radford W 78-56
 Jan. 4 at Syracuse * W 73-63
 Jan. 7 at Villanova * L 60-62
 Jan. 12 at #2 Connecticut * L 57-69
 Jan. 15 Pittsburgh * W 61-53
 Jan. 18 at West Virginia * W 55-48
 Jan. 22 Rutgers * (OT)W 66-64
 Jan. 28 at Miami * (OT)L 66-67
 Feb. 1 Providence * W 80-56
 Feb. 4 at Seton Hall * W 55-46
 Feb. 9 Notre Dame * W 53-50
 Feb. 12 Georgetown * W 78-46
 Feb. 16 at #22 Boston College * L 47-65
 Feb. 22 #20 Villanova * L 61-71
 Feb. 26 at #23 Rutgers * L 43-67
 Mar. 1 West Virginia * W 76-64
 Mar. 4 at St. John's * W 69-53
 Mar. 8 vs. West Virginia ³ W 66-60
 Mar. 9 vs. Boston College ³ (OT)W 74-70
 Mar. 10 vs. #1 Connecticut ³ L 54-71
 Mar. 22 vs. Georgia Tech ⁴ W 61-59
 Mar. 24 vs. #10 Purdue ⁴ L 62-80

1 - *FIU Thanksgiving Classic in Miami, Fla.*
 2 - *Lady Luck Classic in Blacksburg, Va.*
 3 - *BIG EAST Tournament in Piscataway, N.J.*
 4 - *NCAA Tournament in West Lafayette, Ind.*

2003-04

Coach: Bonnie Henrickson
Record: 23-8; BIG EAST: 10-6

Nov. 21 Miami (Ohio) W 77-60
 Nov. 23 at #24 Virginia W 63-62
 Nov. 28 vs. Iowa State ¹ W 67-57
 Nov. 29 vs. Mississippi State ¹ W 63-56
 Dec. 3 Old Dominion W 79-72
 Dec. 7 at Alabama W 68-51
 Dec. 13 Maryland W 63-43
 Dec. 21 at James Madison W 60-53
 Dec. 28 Furman ² W 83-70
 Dec. 29 Wake Forest ² W 70-59
 Jan. 2 Liberty W 52-45
 Jan. 4 Providence * W 64-34
 Jan. 7 at Rutgers * L 43-56
 Jan. 10 at Notre Dame * L 40-53
 Jan. 14 #19 Villanova * W 63-50
 Jan. 17 at Georgetown * L 50-70
 Jan. 21 at Pittsburgh * W 67-57
 Jan. 24 #24 Boston College * W 80-64
 Jan. 27 #4 Connecticut * L 50-68
 Jan. 31 at Syracuse * W 75-60
 Feb. 3 Seton Hall * W 64-40
 Feb. 10 at West Virginia * L 66-69
 Feb. 14 Miami * L 56-65
 Feb. 18 at Seton Hall * W 48-42
 Feb. 21 at Providence * W 77-56
 Feb. 28 Pittsburgh * W 85-55
 Mar. 2 St. John's * W 69-38
 Mar. 6 vs. Georgetown ³ W 56-47
 Mar. 7 vs. #4 Connecticut ³ L 34-48
 Mar. 21 Iowa ⁴ W 89-76
 Mar. 23 #5 Penn State ⁴ L 48-61

1 - *Virgin Islands Paradise Jam in St. Thomas, V.I.*
 2 - *Lady Luck Classic in Blacksburg, Va.*
 3 - *BIG EAST Championships in Hartford, Conn.*
 4 - *NCAA Championships in Blacksburg, Va.*

2004-05

Coach: Beth Dunkenberger
Record: 17-12; Atlantic Coast: 6-8

Nov. 19 vs. Valparaiso ¹ W 64-57
 Nov. 20 at #14 Minnesota ¹ L 56-70

Nov. 23 at James Madison W 80-67
 Nov. 27 at Old Dominion L 56-87
 Dec. 4 Alabama W 72-59
 Dec. 7 at Liberty W 66-55
 Dec. 12 St. Francis (Pa.) W 77-62
 Dec. 18 vs. Western Michigan ² W 72-57
 Dec. 19 vs. #12 Texas Tech ² (OT)W 71-70
 Dec. 28 Southern Miss. ³ W 105-40
 Dec. 30 Davidson ³ W 87-62
 Jan. 2 #17 Maryland * W 77-67
 Jan. 6 Fordham W 80-67
 Jan. 9 at #2 Duke * L 67-88
 Jan. 17 N.C. State * (OT)L 75-76
 Jan. 20 at Clemson * W 81-66
 Jan. 24 #21 Florida State * (2 OT)L 78-81
 Jan. 28 at Virginia * L 67-70
 Jan. 31 Wake Forest * W 74-64
 Feb. 2 Richmond W 79-63
 Feb. 6 at Miami * L 67-78
 Feb. 11 at #8 North Carolina * L 67-93
 Feb. 13 Virginia * L 58-61
 Feb. 16 Georgia Tech * W 73-48
 Feb. 19 at #25 Florida State * (3 OT)L 83-94
 Feb. 24 at #23 Maryland * W 87-79
 Feb. 27 Miami * W 90-45
 Mar. 4 vs. Wake Forest ⁴ L 56-61
 Mar. 20 vs. #16 DePaul ⁵ L 78-79

1 - *Subway Basketball Classic in Minneapolis, Minn.*
 2 - *Duel In The Desert in Las Vegas, Nev.*
 3 - *Lady Luck Classic in Blacksburg, Va.*
 4 - *ACC Tournament in Greensboro, N.C.*
 5 - *NCAA Championships in College Park, Md.*

2005-06

Coach: Beth Dunkenberger
Record: 21-10; Atlantic Coast: 6-8

Nov. 20 James Madison W 86-71
 Nov. 22 Old Dominion W 76-69
 Nov. 25 vs. Denver ¹ W 56-40
 Nov. 26 at Southern Methodist ¹ W 87-61
 Nov. 29 Evansville W 79-59
 Dec. 4 at Richmond W 54-47
 Dec. 7 at Radford W 58-52
 Dec. 10 Liberty W 70-60
 Dec. 19 vs. Western Michigan ² W 69-65
 Dec. 20 vs. Texas Tech ² W 69-62
 Dec. 28 vs. Longwood ³ W 89-70
 Dec. 29 vs. Texas A&M CC ³ W 76-64
 Jan. 2 at NC State * L 44-65
 Jan. 4 High Point W 91-52
 Jan. 8 #19 Boston College * W 67-62
 Jan. 16 Virginia * L 59-78
 Jan. 19 at Wake Forest * (OT)L 71-77
 Jan. 23 #6 Maryland * L 62-68
 Jan. 29 at Miami * L 62-77
 Feb. 2 at Virginia * W 65-54
 Feb. 6 #2 Duke * L 62-73
 Feb. 9 Clemson * W 82-70
 Feb. 13 at Florida State * W 76-69
 Feb. 17 #3 North Carolina * L 75-84
 Feb. 19 at Georgia Tech * W 70-54
 Feb. 22 at #1 Duke * L 51-93
 Feb. 26 Wake Forest * W 76-42
 Mar. 3 vs. Wake Forest ⁴ W 73-60
 Mar. 3 vs. #2 Duke ⁴ L 56-69
 Mar. 19 vs. Missouri ⁵ W 82-51
 Mar. 21 vs. #8 Connecticut ⁵ L 56-79

1 - *SMU Tournament, Dallas, Texas*
 2 - *Caribbean Classic in Cancun, Mexico*
 3 - *Lady Luck Classic in Blacksburg, Va.*
 4 - *ACC Championships in Greensboro, N.C.*
 5 - *NCAA Championships in University Park, Pa.*

2006-07

Coach: Beth Dunkenberger
Record: 19-15; Atlantic Coast: 6-8

Nov. 10 Radford L 60-67
 Nov. 12 vs. Howard ¹ W 97-78
 Nov. 13 vs. West Virginia ¹ W 60-56
 Nov. 14 at #10 LSU ¹ L 40-70
 Nov. 18 Delaware State W 66-50
 Nov. 24 vs. Iowa State ² L 69-75
 Nov. 25 vs. Tennessee Tech ² W 87-52
 Nov. 28 William & Mary L 41-64
 Dec. 2 Charlotte W 80-68
 Dec. 5 at Liberty W 55-52
 Dec. 18 East Tennessee State W 78-64
 Dec. 21 at UAB L 59-70
 Dec. 28 Winston-Salem State ³ W 43-33
 Dec. 29 Detroit ³ W 71-57

Jan. 2 Wake Forest * W 74-54
 Jan. 4 at #2 North Carolina * L 68-102
 Jan. 7 #3 Duke * L 54-86
 Jan. 10 vs. UNC Greensboro W 56-45
 Jan. 15 Florida State * L 60-70
 Jan. 18 at Wake Forest * W 74-34
 Jan. 22 at Virginia * W 60-58
 Jan. 25 Miami * W 78-71
 Jan. 29 at #1 Duke * L 65-75
 Feb. 3 Morehead State W 77-64
 Feb. 5 Georgia Tech * W 73-68
 Feb. 8 at #6 Maryland * L 58-68
 Feb. 11 at Clemson * L 69-73
 Feb. 15 Virginia * L 76-79
 Feb. 18 NC State * L 63-68
 Feb. 23 at Boston College * W 67-52
 Mar. 1 vs. Boston College ⁴ (OT) W 60-54
 Mar. 2 vs. #4 North Carolina ⁴ L 60-90
 Mar. 17 Western Carolina ⁵ W 74-64
 Mar. 22 Auburn ⁵ L 73-81

1 - *Basketball Travelers Classic in Baton Rouge, La.*
 2 - *Pepperdine Thanksgiving Tournament in Malibu, Calif.*
 3 - *Lady Luck Classic in Blacksburg, Va.*
 4 - *ACC Championships in Greensboro, N.C.*
 5 - *WNIT Second and Third Round in Blacksburg, Va.*

2007-08

Coach: Beth Dunkenberger
Record: 15-15; Atlantic Coast: 2-12

Nov. 11 High Point W 103-64
 Nov. 14 Winston-Salem State W 67-43
 Nov. 19 Liberty W 73-68
 Nov. 23 vs. USC ¹ L 64-65
 Nov. 24 vs. Prairie View A&M ¹ W 74-66
 Nov. 27 Wofford W 75-60
 Nov. 30 Minnesota ² W 68-62
 Dec. 2 UAB W 77-71
 Dec. 5 NC A&T W 85-56
 Dec. 16 at Charlotte L 55-76
 Dec. 20 vs. Texas-San Antonio ³ W 84-59
 Dec. 21 vs. Robert Morris ³ W 76-67
 Dec. 29 Furman ⁴ W 82-49
 Dec. 30 East Carolina ⁴ W 72-46
 Jan. 3 Boston College * L 53-63
 Jan. 6 at Florida State * L 63-67
 Jan. 10 #3 North Carolina * L 59-79
 Jan. 13 at Virginia * L 59-70
 Jan. 17 Clemson * L 73-84
 Jan. 20 Dartmouth (OT)W 80-73
 Jan. 25 at NC State * L 50-60
 Feb. 1 at #9 Duke * L 50-85
 Feb. 4 #4 Maryland * (OT)L 71-74
 Feb. 7 at Wake Forest * L 50-67
 Feb. 11 at Miami * (OT)W 81-73
 Feb. 17 Virginia * L 53-62
 Feb. 22 #12 Duke * L 60-72
 Feb. 29 at Georgia Tech * L 43-76
 Mar. 2 Wake Forest * W 61-56
 Mar. 6 vs. Boston College ⁵ L 47-57

1 - *Junkanoo Jam in Freeport, Grand Bahamas*
 2 - *Big Ten/ACC Challenge in Blacksburg, Va.*
 3 - *Tulane DoubleTree Classic in New Orleans, La.*
 4 - *Hokie Hardwood Classic in Blacksburg, Va.*
 5 - *ACC Championships in Greensboro, N.C.*

2008-09

Coach: Beth Dunkenberger
Record: 12-18; Atlantic Coast: 2-12

Nov. 14 UNC Greensboro W 59-53
 Nov. 18 Radford W 78-54
 Nov. 20 North Carolina Central W 81-45
 Nov. 23 at George Mason W 69-52
 Nov. 28 vs. St. Joseph's ¹ W 66-63
 Nov. 29 at #17 Vanderbilt ¹ L 43-72
 Dec. 4 at Wisconsin ² L 52-61
 Dec. 14 James Madison (OT)W 72-70
 Dec. 19 vs. IUPUI ³ L 52-64
 Dec. 20 vs. SMU ³ L 56-63
 Dec. 29 Lafayette ⁴ W 66-44
 Dec. 30 Liberty ⁴ L 43-45
 Jan. 5 Presbyterian W 64-31
 Jan. 8 Florida State * L 63-67
 Jan. 11 at Boston College * L 62-73
 Jan. 16 #4 Duke * L 52-57
 Jan. 18 at #12 Maryland * L 79-96
 Jan. 21 #16 Virginia * L 69-75
 Jan. 25 Longwood W 73-57
 Jan. 28 at Clemson * W 65-61
 Feb. 1 NC State * L 46-57
 Feb. 2 USC Upstate (OT)W 68-62

Feb. 5 at #8 North Carolina * L 77-93
 Feb. 8 at #17 Virginia * L 61-69
 Feb. 12 Miami * L 56-59
 Feb. 15 at Wake Forest * L 44-66
 Feb. 19 at #7 Duke * L 46-62
 Feb. 22 Wake Forest * W 79-55
 Feb. 26 Georgia Tech * (OT)L 68-73
 Mar. 5 vs. #24 Virginia 5 L 57-66
 1 - *Vanderbilt Thanksgiving Tour., Nashville, Tenn.*
 2 - *ACC/Big Ten Challenge, Madison, Wisc.*
 3 - *South Padre Island Shootout, South Padre Is., Texas*
 4 - *Hokie Hardwood Classic, Blacksburg, Va.*
 5 - *ACC Championships, Greensboro, N.C.*

2009-10

Coach: Beth Dunkenberger
Record: 15-15 Atlantic Coast: 4-10

Nov. 13 Longwood W 77-55
 Nov. 16 at VCU L 58-72
 Nov. 19 George Mason W 70-41
 Nov. 22 at James Madison L 59-66
 Nov. 25 at Radford W 78-51
 Nov. 28 Elon W 82-46
 Dec. 3 Michigan ¹ L 51-71
 Dec. 6 North Carolina Central W 85-44
 Dec. 9 Mount St. Mary's W 44-42
 Dec. 19 vs. UAB2 (OT)W 68-66
 Dec. 20 at St. John's ² L 62-75
 Dec. 29 NJIT W 67-51
 Dec. 30 Charlotte ³ W 56-54
 Jan. 3 UMBC W 74-44
 Jan. 7 at Wake Forest * L 63-66
 Jan. 14 #10 North Carolina * W 79-64
 Jan. 18 #25 Virginia * L 56-70
 Jan. 21 at #6 Duke * L 38-69
 Jan. 24 at Miami * W 73-69
 Jan. 28 Maryland * L 44-60
 Jan. 31 at #25 Georgia Tech * L 47-61
 Feb. 5 Wake Forest * L 51-58
 Feb. 7 at NC State L 57-70
 Feb. 11 Savannah State W 68-41
 Feb. 14 #8 Duke * L 53-65
 Feb. 18 at #10 Florida State * L 68-78
 Feb. 21 Boston College * W 69-64
 Feb. 25 Clemson * W 70-69
 Feb. 28 at #18 Virginia * L 45-55
 Mar. 4 vs. Boston College ⁴ L 57-66

1 - *Big Ten/ACC Challenge, Blacksburg, Va.*
 2 - *St. John's-Chartwells Holiday Classic., Queens, N.Y.*
 3 - *Hilton Garden Classic, Blacksburg, Va.*
 4 - *ACC Championships, Greensboro, N.C.*

2010-11

Coach: Beth Dunkenberger
Record: 11-19 Atlantic Coast: 1-13

Nov. 12 Presbyterian W 59-52
 Nov. 14 Wofford W 93-53
 Nov. 18 Elon W 73-66
 Nov. 21 VCU (OT)W 63-61
 Nov. 25 vs. Florida Gulf Coast ¹ L 65-73
 Nov. 26 vs. #20 Iowa ¹ L 43-72
 Dec. 2 at Minnesota ² L 58-63
 Dec. 5 Winthrop W 53-48
 Dec. 11 Robert Morris L 52-66
 Dec. 18 at William & Mary (OT)W 94-78
 Dec. 21 Radford W 68-54
 Dec. 29 Alcorn State ³ W 87-44
 Dec. 30 Vanderbilt ³ W 74-68
 Jan. 2 at Charlotte L 58-60
 Jan. 7 #24 Florida State * L 48-79
 Jan. 9 Miami * L 56-69
 Jan. 13 at Wake Forest * L 54-62
 Jan. 16 #3 Duke * L 43-57
 Jan. 23 at Virginia * L 37-72
 Jan. 27 #25 Georgia Tech * L 57-78
 Jan. 30 at #15 North Carolina * L 51-76
 Feb. 3 at Boston College * L 71-76
 Feb. 6 Wake Forest L 56-60
 Feb. 10 Longwood W 62-54
 Feb. 14 at Clemson * W 68-56
 Feb. 17 NC State * L 66-81
 Feb. 20 at #7 Duke * L 40-90
 Feb. 24 at #15 Maryland * L 48-61
 Feb. 27 Virginia * (OT) L 71-73
 Mar. 3 vs. Georgia Tech ⁴ L 58-81
 1 - *Caribbean Challenge, Cancun, Mexico*
 2 - *Big Ten/ACC Challenge, Blacksburg, Va.*
 3 - *Hilton Garden Classic, Blacksburg, Va.*
 4 - *ACC Championships, Greensboro, N.C.*

HISTORY AND RECORDS

All-Time Series

Opponent	Record	Streak	Last Meeting	Score	Date
Air Force	1-0	Won 1	W	75-70	Nov. 27, 1991
Akron	2-0	Won 2	W	80-59	Dec. 28, 1998
Alabama	2-0	Won 2	W	72-59	Dec. 4, 2004
Alabama-Birmingham	2-1	Won 2	W	68-66 OT	Dec. 19, 2009
Alcorn State	1-0	Won 1	W	87-44	Dec. 29, 2010
American	1-1	Won 1	W	92-57	Dec. 4, 1981
Appalachian State	11-2	Won 3	W	75-55	Nov. 30, 1999
Auburn	1-5	Lost 1	#L	73-81	Mar. 22, 2007
Boston College	9-7	Lost 2	L	71-76	Feb. 3, 2011
Bradley	2-0	Won 2	W	76-62	Jan. 12, 1994
Bridgewater	2-1	Won 1	W	70-58	Dec. 6, 1978
Campbell	1-0	Won 1	W	70-59	Dec. 30, 1995
Carson Newman	1-0	Won 1	W	71-56	Dec. 19, 1980
Central Florida		First Meeting			
Charleston	9-3	Won 8	W	77-50	Feb. 17, 1989
Cincinnati	12-10	Won 4	W	55-52	Feb. 23, 1991
Charlotte	13-10	Lost 1	L	58-60	Jan. 2, 2011
Chattanooga	3-0	Won 3	W	64-45	Dec. 3, 1994
Clemson	6-5	Won 3	W	68-56	Feb. 14, 2011
Colgate	2-0	Won 2	W	94-50	Dec. 30, 1987
Colorado State	1-0	Won 1	W	73-69	Dec. 19, 1993
Connecticut	1-10	Lost 9	L	56-79	Mar. 21, 2006
Cornell	1-0	Won 1	W	73-50	Dec. 29, 1996
Dartmouth	1-0	Won 1	W	80-73 OT	Jan. 20, 2008
Davidson	1-0	Won 1	W	87-62	Dec. 30, 2004
Dayton	11-2	Won 1	W	68-63	Feb. 27, 2000
Delaware	2-0	Won 2	W	74-61	Dec. 20, 1985
Delaware State	1-0	Won 1	W	66-50	Nov. 18, 2006
DePaul	1-1	Lost 1	^L	78-79	Mar. 20, 2005
Detroit	1-1	Won 1	W	71-57	Dec. 29, 2006
Denver	2-0	Won 2	W	56-40	Nov. 25, 2005
Drexel	1-0	Won 1	W	92-41	Dec. 29, 1992
Duke	2-17	Lost 15	L	40-90	Feb. 20, 2011
Duquesne	7-3	Won 6	W	66-52	Dec. 29, 2002
Eastern Illinois	0-1	Lost 1	L	65-70	Nov. 24, 1990
East Carolina	4-2	Won 3	W	72-46	Dec. 30, 2007
East Tennessee State	9-7	Won 4	W	78-64	Dec. 18, 2006
Elon	2-0	Won 2	W	73-66	Nov. 18, 2010
Emory & Henry	2-0	Won 2	W	61-52	Dec. 9, 1977
Evansville	1-0	Won 1	W	79-59	Nov. 29, 2005
Florida	0-2	Lost 2	^L	57-89	Mar. 16, 1998
Florida Gulf Coast	0-1	Lost 1	L	65-73	Nov. 25, 2010
Florida International	0-1	Lost 1	L	70-79	Nov. 29, 2002
Florida State	9-18	Lost 5	L	48-79	Jan. 6, 2011
Fordham	8-0	Won 8	W	80-67	Jan. 6, 2005
Furman	3-0	Won 3	W	82-49	Dec. 29, 2007
Gardner Webb	2-0	Won 2	W	76-39	Dec. 28, 2001
George Mason	5-2	Won 3	W	70-41	Nov. 19, 2009
George Washington	9-10	Won 1	#W	68-52	Mar. 16, 2002
Georgetown	3-2	Lost 1	L	50-70	Jan. 17, 2004
Georgia	0-3	Lost 3	L	60-65	Nov. 17, 1999
Georgia Southern	1-0	Won 1	W	84-61	Dec. 20, 1983
Georgia State	1-0	Won 1	W	80-56	Mar. 16, 2000
Georgia Tech	4-5	Lost 5	L	58-81	Mar. 3, 2011
Hampton	3-0	Won 3	W	83-43	Dec. 29, 2001
High Point	2-0	Won 2	W	103-64	Nov. 11, 2007
Houston	0-1	Lost 1	#L	72-77 OT	Mar. 23, 2002
Howard	3-0	Won 3	W	97-78	Nov. 12, 2006
IUPUI	0-1	Lost 1	L	52-64	Dec. 19, 2008
Illinois	0-1	Lost 1	L	66-68	Nov. 30, 1991
Iona	1-0	Won 1	W	50-49	Jan. 22, 1999
Iowa	1-1	Lost 1	L	43-72	Nov. 26, 2010
Iowa State	1-1	Lost 1	L	69-75	Nov. 24, 2006
James Madison	22-13	Lost 1	L	59-66	Nov. 22, 2009
Kentucky	1-1	Won 1	W	76-66	Feb. 19, 1989
Lafayette	1-0	Won 1	W	66-44	Dec. 29, 2008
Lamar	0-1	Lost 1	L	54-71	Nov. 23, 1990
LaSalle	7-4	Won 6	W	64-57	Feb. 24, 2000
Lenoir Rhyne	0-1	Lost 1	L	73-87	Feb. 1, 1979
Liberty	14-1	Lost 1	L	43-45	Dec. 30, 2008
Longwood	6-1	Won 5	W	62-54	Feb. 10, 2011
Louisiana State	1-2	Lost 2	L	40-70	Nov. 14, 2006
Louisville	17-15	Won 4	W	68-60	Feb. 26, 1995
Loyola (Md.)	1-0	Won 1	W	58-55	Dec. 30, 1996
Maine	1-0	Won 1	W	79-68	Dec. 29, 2000
Marshall	8-1	Won 8	W	84-78	Dec. 30, 1992
Maryland	5-7	Lost 6	L	48-61	Feb. 24, 2011
Maryland-Baltimore Co.	2-0	Won 2	W	74-44	Jan. 3, 2010
Massachusetts	4-5	Lost 1	L	54-58	Mar. 4, 2000
Memphis	8-11	Won 7	W	77-73	Feb. 2, 1991
Mercer	2-0	Won 2	W	117-84	Feb. 16, 1987
Miami	6-7	Lost 1	L	56-69	Jan. 9, 2011
Miami (Ohio)	1-0	Won 1	W	77-60	Nov. 21, 2003
Michigan	0-2	Lost 2	L	51-71	Dec. 3, 2009
Michigan State	1-0	Won 1	W	50-36	Nov. 25, 2000
Minnesota	1-1	Lost 1	L	58-63	Dec. 2, 2010
Mississippi	0-2	Lost 2	L	57-60	Dec. 29, 1987

Opponent	Record	Streak	Last Meeting	Score	Date
Mississippi State	4-1	Won 2	W	63-56	Nov. 29, 2003
Missouri	1-0	Won 1	W	82-51	Mar. 19, 2006
Morehead State	6-0	Won 6	W	77-64	Feb. 3, 2007
Mount St. Mary's	1-0	Won 1	W	44-42	Dec. 9, 2009
Norfolk State	3-2	Won 3	W	73-37	Jan. 12, 1981
NJIT	1-0	Won 1	W	67-51	Dec. 29, 2009
North Carolina	3-12	Lost 1	L	51-76	Jan. 30, 2011
North Carolina A&T	1-0	Won 1	W	85-56	Dec. 5, 2007
North Carolina Central	2-0	Won 2	W	85-44	Dec. 6, 2009
North Carolina State	0-11	Lost 11	L	65-81	Feb. 17, 2011
Northwestern	1-1	Lost 1	L	64-70	Dec. 20, 1986
Northwestern State (La.)	1-0	Won 1	W	71-46	Nov. 24, 2001
UNC Asheville	1-0	Won 1	W	85-47	Dec. 28, 2000
UNC Greensboro	7-1	Won 6	W	59-53	Nov. 14, 2008
Northern Arizona	0-1	Lost 1	L	50-80	Dec. 19, 1995
Notre Dame	1-5	Lost 1	L	40-53	Jan. 10, 2004
Ohio	1-3	Lost 1	L	66-67 OT	Nov. 28, 1994
Oklahoma State	1-0	Won 1	W	83-77	Dec. 20, 1994
Old Dominion	6-19	Won 1	W	76-69	Nov. 22, 2005
Oregon	0-1	Lost 1	L	53-73	Nov. 27, 1999
Penn State	0-1	Lost 1	^L	48-61	Mar. 23, 2004
Pittsburgh	5-2	Won 5	W	85-55	Feb. 28, 2004
Prairie View A&M	1-0	Won 1	W	74-66	Nov. 24, 2007
Presbyterian	2-0	Won 2	W	59-52	Nov. 12, 2010
Providence	5-1	Won 3	W	77-56	Feb. 21, 2004
Purdue	0-1	Lost 1	^L	62-80	Mar. 24, 2003
Queens College	1-0	Won 1	W	100-51	Dec. 27, 1981
Quinnipiac		First Meeting			
Radford	22-9	Won 3	W	68-54	Dec. 21, 2010
Randolph-Macon	1-0	Won 1	W	76-64	Jan. 30, 1986
Rhode Island	4-2	Won 4	W	68-37	Mar. 3, 2000
Richmond	5-4	Won 4	W	54-47	Dec. 4, 2005
Roanoke College	3-0	Won 2	W	103-67	Feb. 20, 1982
Robert Morris	1-1	Lost 1	L	52-66	Dec. 11, 2010
Rutgers	2-4	Lost 2	L	43-56	Jan. 7, 2004
Savannah State	1-0	Won 1	W	68-41	Feb. 11, 2010
St. Bonaventure	5-1	Won 4	W	73-56	Feb. 17, 2000
St. Francis (Pa.)	1-0	Won 1	W	77-62	Dec. 12, 2004
St. Joseph's (Pa.)	4-1	Won 4	W	66-63	Nov. 28, 2008
St. John's	4-3	Lost 1	L	62-75	Dec. 20, 2009
St. Mary's (Calif.)	1-0	Won 1	W	68-58	Nov. 28, 1997
St. Peter's (N.J.)	1-0	Won 1	^W	73-48	Mar. 13, 1999
Seton Hall	5-0	Won 5	W	48-42	Feb. 18, 2004
Siena	0-1	Lost 1	L	64-69	Dec. 30, 1997
South Carolina	6-15	Lost 1	L	51-66	Feb. 16, 1991
USC Upstate	1-0	Won 1	W	68-62 OT	Feb. 2, 2009
South Florida	8-1	Won 2	W	85-69	Feb. 19, 1995
Southern California	0-1	Lost 1	L	64-65	Nov. 23, 2007
Southern Methodist	1-1	Lost 1	L	56-63	Dec. 20, 2008
Southern Mississippi	11-19	Won 1	W	105-40	Dec. 28, 2004
Southern Utah	1-0	Won 1	W	63-55	Nov. 26, 1999
Southwest Missouri State	0-1	Lost 1	L	45-61	Nov. 17, 1994
Stetson	0-1	Lost 1	L	77-83	Nov. 24, 1995
Syracuse	4-2	Won 4	W	75-60	Jan. 31, 2004
Tennessee	0-7	Lost 7	^L	52-68	Mar. 20, 1999
Tennessee-Martin	1-0	Won 1	W	87-55	Dec. 28, 2002
Tennessee Tech	1-1	Won 1	W	87-52	Nov. 25, 2006
Texas A&M-Corpus Christi	1-0	Won 1	W	76-64	Dec. 29, 2005
Texas-San Antonio	1-0	Won 1	W	84-59	Dec., 20, 2007
Texas Tech	2-1	Won 2	W	69-62	Dec. 20, 2005
Towson	1-0	Won 1	W	92-61	Dec. 29, 1990
Tulane	9-8	Won 1	W	77-65	Feb. 12, 1995
Valparaiso	1-0	Won 1	W	64-57	Nov. 19, 2004
Vanderbilt	1-2	Won 1	W	74-68	Dec. 30, 2010
Vermont	1-0	Won 1	#W	76-48	Mar. 20, 2002
Villanova	3-4	Won 1	W	63-50	Jan. 14, 2004
Virginia	8-37	Lost 10	L	71-73 OT	Feb. 27, 2011
Virginia Commonwealth	18-8	Won 1	W	63-61 OT	Nov. 21, 2010
Virginia State	2-3	Won 2	W	62-45	Dec. 11, 1980
Virginia Union	2-3	Lost 2	L	51-55	Feb. 21, 1981
Wake Forest	8-10	Lost 4	L	55-60	Feb. 6, 2011
Washington State	1-0	Won 1	W	72-50	Nov. 30, 2002
West Virginia	11-5	Won 1	W	60-56	Nov. 13, 2006
West Virginia State	1-0	Won 1	W	93-40	Nov. 25, 1989
West Virginia Wesleyan	2-0	Won 2	W	100-46	Nov. 18, 1980
Western Carolina	3-0	Won 3	#W	74-64	Mar. 17, 2007
Western Michigan	2-0	Won 2	W	69-65	Dec. 19, 2005
William & Mary	12-2	Won 1	W	94-78 2OT	Dec. 18, 2010
Wingate	1-0	Won 1	W	58-43	Dec. 1, 1992
Winston-Salem State	2-0	Won 2	W	67-43	Nov. 14, 2007
Winthrop	3-0	Won 3	W	53-48	Dec. 5, 2010
Wisconsin	1-1	Lost 1	L	52-61	Dec. 4, 2008
Wofford	2-0	Won 2	W	93-53	Nov. 14, 2010
Xavier	2-9	Lost 3	L	46-68	Feb. 10, 2000
Yale	1-0	Won 1	W	95-66	Jan. 9, 1982
Youngstown State	0-1	Lost 1	L	81-92	Jan. 18, 1992

2011-12 opponents in **Bold** - ^NCAA Tournament game - #WNIT game

Year-by-Year VS. 2011-12 OPPONENTS

BOSTON COLLEGE (9-6)

Dec. 29, 1989	hW	74-65
Jan. 17, 2001	aW	64-52
Feb. 18, 2001	hL (OT)	59-65
Jan. 9, 2002	hW	73-52
Feb. 16, 2003	aL	47-65
Mar. 9, 2003	nW (OT)	74-70
Jan. 24, 2004	hW	80-64
Jan. 8, 2006	hW	67-62
Feb. 23, 2007	aW	67-52
Mar. 1, 2007	nW (OT)	60-54
Jan. 3, 2008	hL	53-63
Mar. 6, 2008	nL	47-57
Jan. 11, 2009	aL	62-73
Feb. 21, 2010	hW	69-64
Mar. 4, 2010	nL	49-62
Feb. 3, 2011	aL	71-76

CENTRAL FLORIDA (0-0)

First Meeting

CHARLOTTE (13-10)

Jan. 13, 1979	hL	65-67
Jan. 26, 1980	hL	61-66
Jan. 14, 1981	aL	67-69
Feb. 8, 1983	aW	66-60
Nov. 23, 1985	hW	92-65
Feb. 24, 1986	aL	62-71
Feb. 4, 1988	aL	55-69
Feb. 21, 1989	aW	78-57
Jan. 18, 1992	hL	53-75
Mar. 7, 1992	aL	57-86
Mar. 11, 1992	nW	67-61
Feb. 1, 1993	aL	44-81
Mar. 4, 1993	hW	76-70
Feb. 3, 1994	hW	65-53
Mar. 3, 1994	aW	60-37
Mar. 9, 1994	nW	63-55
Jan. 20, 1995	hW	68-55
Feb. 3, 1995	aW	63-54
Dec. 30, 1999	hW	72-61
Dec. 2, 2006	hW	80-68
Dec. 16, 2007	aL	55-76
Dec. 30, 2009	hW	56-54
Jan. 2, 2011	aL	58-60

CINCINNATI (12-10)

Dec. 19, 1979	nL	58-66
Feb. 24, 1980	hL	53-54
Jan. 17, 1981	aL	58-78
Jan. 31, 1982	aL	81-86
Jan. 29, 1983	hW	86-63
Feb. 11, 1983	aL	58-81
Jan. 28, 1984	aW	92-86
Feb. 10, 1984	hW	105-93
Jan. 26, 1985	aL	79-90
Feb. 7, 1985	hW	86-74
Jan. 27, 1986	hW	81-71
Feb. 8, 1986	aL	68-86
Jan. 25, 1987	aW	85-55
Feb. 21, 1987	hW (OT)	77-68
Jan. 18, 1988	hL	47-50
Feb., 13, 1988	aL	62-74
Jan. 9, 1989	hW	52-49
Feb. 6, 1989	aL	50-66
Jan. 27, 1990	aW	56-42
Feb. 24, 1990	hW	72-59
Jan. 26, 1991	aW	74-59
Feb. 23, 1991	hW	55-52

CLEMSON (6-5)

Dec. 29, 1984	aL	90-101
Nov. 27, 1985	hL	76-77
Dec. 18, 2000	aL	59-80
Jan. 3, 2002	hW	68-58
Jan. 20, 2005	aW	81-66

Feb. 9, 2006	hW	82-70
Feb. 11, 2007	aL	69-73
Jan. 17, 2008	hL	73-84
Jan. 28, 2009	aW	65-61
Feb. 25, 2010	hW	70-69
Feb. 14, 2011	aW	68-56

DUKE (2-17)

Jan. 24, 1981	hW	66-65
Dec. 11, 1981	aL	58-71
Dec. 5, 1992	aL	63-85
Nov. 15, 1998	aW	72-70
Dec. 8, 1999	hL	61-70
Jan. 9, 2005	aL	67-88
Feb. 6, 2006	hL	62-73
Feb. 22, 2006	aL	51-93
Mar. 3, 2006	nL	56-69
Jan. 7, 2007	hL	54-86
Jan. 29, 2007	aL	65-75
Feb. 1, 2008	aL	50-85
Feb. 22, 2008	hL	60-72
Jan. 16, 2009	hL	52-57
Feb. 19, 2009	aL	46-62
Jan. 21, 2010	aL	38-69
Feb. 14, 2010	hL	53-65
Jan. 16, 2011	hL	43-57
Feb. 20, 2011	aL	40-90

FLORIDA GULF COAST (0-1)

Nov. 25, 2010	nL	65-73
---------------	----	-------

FLORIDA STATE (9-18)

Dec. 17, 1979	aL	57-67
Feb. 9, 1980	aW	77-54
Jan. 16, 1982	hL	82-93
Feb. 4, 1984	hW	68-63
Jan. 6, 1985	aL	77-85
Mar. 3, 1985	nW	86-65
Jan. 4, 1986	hW	73-68
Jan. 3, 1987	hW	91-78
Jan. 31, 1987	aL	65-70
Mar. 5, 1987	hW	68-67
Jan. 30, 1988	aL	59-61
Feb. 20, 1988	hW	97-81
Jan. 21, 1989	hW	68-67
Jan. 28, 1989	aL	66-69
Jan. 6, 1990	hL	64-68
Feb. 3, 1990	aL	52-69
Jan. 7, 1991	hL	64-78
Feb. 18, 1991	aL	53-76
Nov. 26, 2000	aL	57-77
Jan. 24, 2005	hL (2OT)	78-81
Feb. 19, 2005	aL (3OT)	83-94
Feb. 13, 2006	aW	76-69
Jan. 15, 2007	hL	60-70
Jan. 6, 2008	aL	63-67
Jan. 8, 2009	hL	63-67
Feb. 18, 2010	aL	68-78
Jan. 6, 2011	hL	48-79

GEORGE WASHINGTON (9-10)

Dec. 19, 1977	nW	65-57
Jan. 26, 1979	aL	65-76
Jan. 4, 1980	hL	53-57
Dec. 6, 1980	aL	54-57
Dec. 5, 1981	aW	73-54
Dec. 12, 1987	aL	55-71
Dec. 4, 1988	hW	51-35
Jan. 13, 1996	aL	58-79
Feb. 27, 1996	hL (OT)	60-64
Jan. 6, 1997	aL	57-83
Jan. 21, 1997	hL	44-82
Jan. 17, 1998	aW	64-57
Jan. 29, 1998	hW	67-55
Mar. 1, 1988	nW	73-72

Jan. 10, 1999	aW	74-65
Feb. 21, 1999	hW	66-64
Jan. 9, 2000	hL	64-76
Feb. 2, 2000	aL	58-73
Mar. 16, 2002	hW	68-52

GEORGIA TECH (4-5)

Mar. 22, 2003	nW	61-59
Feb. 16, 2005	hW	73-48
Feb. 19, 2006	aW	70-54
Feb. 5, 2007	hW	73-68
Feb. 29, 2008	aL	43-76
Feb. 25, 2009	hL (OT)	68-73
Jan. 31, 2010	aL	47-61
Jan. 27, 2011	hL	57-78
Mar. 3, 2011	nL	58-81

HIGH POINT (2-0)

Jan. 4, 2006	hW	91-52
Nov. 11, 2007	hW	103-64

IOWA (1-1)

Mar. 21, 2004	^hW	89-76
Nov. 26, 2010	nL	43-72

MARYLAND (5-7)

Nov. 15, 1994	aW	68-53
Mar. 18, 2000	hL (OT)	60-68
Dec. 11, 2002	aW	60-57
Dec. 13, 2003	hW	63-43
Jan. 2, 2005	hW	77-67
Feb. 24, 2005	aW	87-79
Jan. 23, 2006	hL	62-68
Feb. 8, 2007	aL	59-78
Feb. 4, 2008	hL (OT)	71-74
Jan. 18, 2009	aL	79-96
Jan. 28, 2010	hL	44-60
Feb. 24, 2011	aL	48-61

MARYLAND-BALT. CTY (2-0)

Dec. 29, 1997	hW	89-36
Jan. 3, 2010	hW	74-44

MINNESOTA (1-2)

Nov. 20, 2004	aL	56-70
Nov. 30, 2007	hW	68-62
Dec. 2, 2010	aL	58-63

MIAMI (6-7)

Jan. 7, 2001	hW	64-51
Feb. 5, 2002	hW	72-60
Feb. 20, 2002	aL	53-55
Jan. 28, 2003	aL (OT)	66-67
Feb. 14, 2004	hL	56-65
Feb. 6, 2005	aL	67-78
Feb. 27, 2005	hW	90-45
Jan. 29, 2006	aL	62-77
Jan. 25, 2007	hW	78-71
Feb. 11, 2008	aW (OT)	81-73
Feb. 12, 2009	hL	56-59
Jan. 24, 2010	aW	73-69
Jan. 9, 2011	hL	56-69

NORTH CAROLINA (3-13)

Nov. 28, 1979	aL	73-82
Feb. 13, 1981	hW	76-74
Feb. 21, 1983	aL	83-103
Dec. 30, 1983	nL	52-73
Dec. 1, 1984	nW	74-73
Dec. 4, 1985	aL	73-75
Dec. 19, 1991	aL	62-76
Dec. 30, 1994	hL	52-57
Feb. 11, 2005	aL	67-93
Feb. 17, 2006	hL	75-84
Jan. 4, 2007	aL	68-102
Mar. 2, 2007	nL	60-90

Jan. 10, 2008	hL	59-79
Feb. 5, 2009	aL	77-93
Jan. 14, 2010	hW	79-64
Jan. 30, 2011	aL	51-76

NC CENTRAL (2-0)

Nov. 20, 2008	hW	81-45
Dec. 6, 2009	hW	85-44

NC STATE (0-11)

Nov. 24, 1980	aL	68-94
Jan. 25, 1982	hL	47-48
Dec. 6, 1982	aL	63-79
Dec. 31, 1983	nL	63-64
Jan. 17, 2005	hL (OT)	75-76
Jan. 2, 2006	aL	44-65
Feb. 18, 2007	hL	63-68
Jan. 25, 2008	aL	50-60
Feb. 1, 2009	hL	46-57
Feb. 7, 2010	aL	57-70
Feb. 17, 2011	hL	65-81

OLD DOMINION (6-19)

Feb. 2, 1977	aL	39-82
Jan. 27, 1978	hL	48-108
Mar. 2, 1978	aL	53-83
Feb. 8, 1979	aL	47-91
Feb. 5, 1980	hL	52-78
Dec. 7, 1981	hL	45-82
Feb. 23, 1981	aL	39-85
Mar. 6, 1981	nL	54-65
Dec. 20, 1982	aL	53-84
Mar. 1, 1984	hL	67-100
Jan. 30, 1985	hL	76-86
Nov. 30, 1985	aW	73-72
Dec. 19, 1986	aL	54-76
Jan. 20, 1988	hL	56-77
Dec. 17, 1988	aL	63-68
Dec. 21, 1989	hL	72-84
Dec. 8, 1990	aL	69-80
Dec. 7, 1991	hL	55-71
Dec. 19, 1992	aW	76-63
Dec. 21, 2000	aW	69-57
Nov. 19, 2001	hW	68-62
Dec. 21, 2002	aL	49-63
Dec. 3, 2003	hW	79-72
Nov. 27, 2004	aL	56-87
Nov. 22, 2005	hW	76-69

PENN STATE (0-1)

Mar. 24, 2004	hL	48-61
---------------	----	-------

QUINNIPIAC (0-0)

First meeting

ST. MARY'S (1-0)

Nov. 28, 1997	aW	68-59
---------------	----	-------

UNC GREENSBORO (7-1)

Dec. 30, 1991	hW	84-65
Jan. 6, 1993	aL	54-63
Nov. 21, 1996	hW	89-86
Dec. 4, 1997	aW	88-74
Mar. 13, 2002	hW	51-45
Nov. 22, 2002	hW	54-46
Jan. 10, 2007	aW	56-45
Nov. 14, 2008	hW	59-53

VIRGINIA (8-37)

Dec. 9, 1976	aL	52-54
Feb. 23, 1977	hL	58-67
Jan. 9, 1978	aL	39-54
Mar. 3, 1978	nL	38-58
Jan. 17, 1979	hL	58-64
Jan. 14, 1980	nL	38-48

Jan. 3, 1981	nL	43-58
Mar. 7, 1981	nL	41-49
Feb. 6, 1982	nW	63-56
Jan. 8, 1983	aL	66-70
Jan. 4, 1984	nL	70-88
Jan. 16, 1985	aL	62-74
Dec. 10, 1985	nL	58-87
Dec. 9, 1986	aL	43-73
Dec. 8, 1987	hL	57-74
Nov. 29, 1988	aL	73-75
Jan. 3, 1989	hL	77-79
Nov. 28, 1990	aL	44-93
Dec. 8, 1992	hL	59-93
Dec. 8, 1993	aL	66-78
Jan. 13, 1995	hW	69-62
Dec. 6, 1995	aL	38-80
Feb		

HISTORY AND RECORDS

Hilton Garden Classic Results & Honors

Once again this season, Virginia Tech will host a holiday tournament. The Hilton Garden Classic will be held Dec. 28-29 in Cassell Coliseum featuring Cincinnati, High Point, UMBC and the Hokies. This will mark the 22nd consecutive year for the tournament, which began in 1990 as the Diamond Club Classic and was known as the Lady Luck Classic from 2000-2006 and the Hokie Hardwood Classic in 2007-08.

1990

George Mason 75, Morehead State 68; Virginia Tech 92, Towson State 61
Consolation: Morehead State 84, Towson State 70
Championship: George Mason 57, Virginia Tech 56
All-Tournament Team: Antoinette Battle, MVP (GMU), Sonni Eden (MSU), Lisa Griffith (VT), Monique Hilton (GMU), Sue Logsdon (VT)

1991

UNC Greensboro 76, Austin Peay 70; Virginia Tech 78, Akron 60
Consolation: Austin Peay 75, Akron 53
Championship: Virginia Tech 84, UNC Greensboro 65
All-Tournament Team: Phyllis Tonkin, MVP (VT), Kymm Elliott, (UNCG), Jennifer Fritts (AP), Lisa Griffith (VT), Betsy Jeffries (AP)

1992

Marshall 68, Campbell 58; Virginia Tech 92, Drexel 41
Consolation: Campbell 71, Drexel 52
Championship: Virginia Tech 84, Marshall 78
All-Tournament Team: Lisa Leftwich, MVP (VT), Lisa Allison (CU), Tracy Krueger (MU), Christi Osborne (VT), Jenette Reed (MU)

1993

Appalachian St. 80, William & Mary 63; Virginia Tech 90, Colgate 68
Consolation: William & Mary 76, Colgate 58
Championship: Virginia Tech 77, Appalachian St. 76
All-Tournament Team: Christi Osborne, MVP (VT), Ashleigh Akens (W&M), Angela Crosby (ASU), Jenny Root (VT), Jen Smith (CU)

1994

North Carolina 80, Rhode Island 68; Virginia Tech 73, Furman 61
Consolation: Rhode Island 82, Furman 75
Championship: North Carolina 57, Virginia Tech 52
All-Tournament Team: Jenny Root, MVP (VT), Marion Jones (UNC), Christi Osborne (VT), Tracy Reid (UNC), Charlotte Smith (UNC), Dayna Smith (URI)

1995

Campbell 69, Lafayette 47; Virginia Tech 84, Hampton 66
Consolation: Hampton 80, Lafayette 71
Championship: Virginia Tech 70, Campbell 59
All-Tournament Team: Sherry Banks, MVP (VT), Michelle (Hollister) Houseright (VT), Beth Stockwell (CU), Felecia Autry (CU), Dana Gould (UL), Lajayah Miles (HU)

1996

Loyola (Md.) 86, South Carolina 65; Virginia Tech 73, Cornell 50
Consolation: South Carolina 60, Cornell 56
Championship: Virginia Tech 58, Loyola (Md.) 55
All-Tournament Team: Kim Seaver, MVP (VT), René Maitland (VT), Lynn Albert (LU), Jina Mosley (LU), Nikki Miars (USC)

1997

Siena 92, Furman 85; Virginia Tech 89, UMBC 36
Consolation: Furman 77, UMBC 53
Championship: Siena 69, Virginia Tech 64
All-Tournament Team: Melanie Halker, MVP (SU), Erin Boland (SU), Michelle (Hollister) Houseright (VT), Kelly Drinka (VT), Heidi White (FU)

1998

Mississippi State 83, Campbell 56; Virginia Tech 80, Akron 59
Consolation: Akron 70, Campbell 60
Championship: Virginia Tech 73, Mississippi State 52
All-Tournament Team: Amy Wetzels, MVP (VT), Tere Williams (VT), Lisa Witherspoon (VT), Jannifer Fambrough (MSU), Abby Hoy (UA)

1999

UNC Charlotte 72, Bowling Green 62; Virginia Tech 93, Hampton 61
Consolation: Hampton 78, Bowling Green 70
Championship: Virginia Tech 72, UNC Charlotte 61
All-Tournament Team: Tere Williams, MVP (VT), Nicole Jones (VT), Jameka Jones (UNCC), LaShondra Dixon (HU), Francine Miller (BGU)

2000

Maine 79, Marshall 58; Virginia Tech 85, UNC Asheville 47
Consolation: Marshall 85, UNC Asheville 73
Championship: Virginia Tech 79, Maine 68
All-Tournament Team: Nicole Jones, MVP (VT), Tere Williams (VT), Jessica Guarneri (UNCA), Yaschico Stevens (MU), Kizzy Lopez (UM)

2001

Hampton 78, Elon 73; Virginia Tech 76, Gardner-Webb 39
Consolation: Elon 73, Gardner-Webb 65
Championship: Virginia Tech 83, Hampton 43
All-Tournament Team: Sarah Hicks, MVP (VT), Ieva Kublina (VT), Nicole Jones (VT), LaShondra Dixon (HU), Lineni Noa (HU)

2002

Duquesne 73, Loyola 64; Virginia Tech 87, UT Martin 55
Consolation: Loyola 89, UT Martin 57
Championship: Virginia Tech 70, Duquesne 59
All-Tournament Team: Erin Gibson, MVP (VT), Emily Lipton (VT), Beth Friday (DU), Aiga Bautre (DU), Jennifer Mitchell (LU)

2003

Wake Forest 85, Holy Cross 56; Virginia Tech 83, Furman 70
Consolation: Furman 68, Holy Cross 57
Championship: Virginia Tech 70, Wake Forest 59
All-Tournament Team: Ieva Kublina, MVP (VT), Erin Gibson (VT), Kim Lawrence (FU), Elizabeth Strunk (WFU), Erin Ferrell (WFU)

2004

Virginia Tech 105, Southern Mississippi 40; Davidson 76, Southern Mississippi 60; Virginia Tech 87, Davidson 62
All-Tournament Team: Erin Gibson, MVP (VT), Kirby Copeland (VT), Carrie Mason (VT), Katie Hamilton (Davidson), Tia Washington (Davidson), Shannon Steuber (Southern Miss.)

2005

Virginia Tech 89, Longwood 70; Texas A&M Corpus Christi 69, Marshall 48
Consolation: Marshall 76, Longwood 66
Championship: Virginia Tech 76, Texas A&M Corpus Christi 64
All-Tournament Team: Dawn Chriss, MVP (VT), Kirbria Lewis (TAMCC), Terra Andrews (TAMCC), KaShawna Curry (MU), Ashley Mason (LU)

2006

Virginia Tech 43, Winston-Salem State 33; Detroit 54, New Hampshire 50
Consolation: New Hampshire 63, Winston-Salem State 55
Championship: Virginia Tech 71, Detroit 57
All-Tournament Team: Nare Diawara, MVP (VT), Shalonda Carter (WSS), Danielle Flowers (UNH), Joyce Massey (UDM), Brittany Anderson (VT)

2007

Virginia Tech 82, Furman 49; East Carolina 61, Georgetown 60
Consolation: Georgetown 78, Furman 49
Championship: Virginia Tech 72, East Carolina 46
All-Tournament Team: Andrea Barbour MVP (VT), Kieraah Marlow (GT), Katie Johnson (FU), Jasmine Young (ECU), Brittany Cook (VT), LaCoy Terry (ECU)

2008

Virginia Tech 66, Lafayette 44; Liberty 72, North Carolina A&T 58
Consolation: North Carolina A&T 65, Lafayette 63
Championship: Liberty 45, Virginia Tech 43
All-Tournament Team: Megan Frazee MVP (LU), Cristin Zavocki (LC), Amber Bland (NC A&T), Utahya Drye (VT), Avery Warey (LU), Lindsay Biggs (VT)

2009

Virginia Tech 67, NJIT 51; Charlotte 66, Central Connecticut State 51
Consolation: NJIT 69, Central Connecticut State 66
Championship: Virginia Tech 56, Charlotte 54
All-Tournament Team: Lindsay Biggs MVP (VT), Kerrianne Dugan (CCSU), Taiwo Oyelola (NJIT), Ashley Spriggs (Char), Utahya Drye (VT), Aysha Jones (Char)

2010

Virginia Tech 87, Alcorn State 44; Vanderbilt 72, Delaware 51
Consolation: Delaware 76, Alcorn State 36
Championship: Virginia Tech 74, Vanderbilt 68
All-Tournament Team: Monet Tellier MVP (VT), Kiara Ruffin (ASU), Laura Carra (Del), Hannah Tuomi (Vandy), Shanel Harrison (VT), Jence Rhoads (Vandy)

Holiday Classic Records

INDIVIDUAL (ONE GAME)

Most Points	28, LaShondra Dixon (Hampton) vs. Bowling Green, 1999 Jessica Guarneri (UNC Asheville) vs. Marshall, 2000
Most Field Goals	11, Melanie Halker (Siena) vs. Virginia Tech, 1997 Lashondra Dixon (Hampton) vs. Elon, 2001 Brittany Cook (Virginia Tech) vs. Furman, 2007 Andrea Barbour, (Virginia Tech) vs. East Carolina, 2007
Most Field Goal Attempts	23, Dana Gould (Lafayette) vs. Hampton, 1995 Deshara Shealey (Furman) vs. Virginia Tech, 2003
Most 3-Point Field Goals	6, Amy Watson (UT Martin) vs. Virginia Tech, 2002
Most 3-Point Field Goal Attempts	13, Jasmine Lister (Vanderbilt) vs. Virginia Tech, 2010
Most Free Throws	15, Lisa Allison (Campbell) vs. Drexel, 1992 Angela Crosby (Appalachian St.) vs. William & Mary, 1993
Most Free Throw Attempts	19, Angela Crosby (Appalachian St.) vs. William & Mary, 1993
Most Rebounds	23, Jenette Reed (Marshall) vs. Campbell, 1992
Most Assists	11, Corey Hewitt (Loyola, Md.) vs. South Carolina, 1996 Jaymee Wappes (Bowling Green) vs. Hampton, 1999 Jayme Chikos (Elon) vs. Hampton, 2001 Nikki Davis (Virginia Tech) vs. Vanderbilt, 2010 Jasmine Young (East Carolina) vs. Georgetown, 2007
Most Steals	7, Earlisha Dill (George Mason) vs. Morehead St., 1990 Tracy Krueger (Marshall) vs. Campbell, 1992
Most Blocks	6, Beth Friday (Duquesne) vs. Loyola, 2002

INDIVIDUAL (TWO GAMES)

Most Points	53, Angela Crosby (Appalachian St.), 1993
Most Field Goals	21, Melanie Halker (Siena), 1997
Most Field Goal Attempts	40, Deshara Shealey (Furman), 2003
Most Three-Point Field Goals	8, Cristin Zavocki (Lafayette), 2008
Most Three-Point Field Goal Attempts	21, Jasmine Lister (Vanderbilt), 2010
Most Free Throws	21, Angela Crosby (Appalachian St.), 1993
Most Free-Throw Attempts	30, Angela Crosby (Appalachian St.), 1993
Most Rebounds	31, Nicole Jones (Virginia Tech), 1999
Most Assists	18, Jayme Chikos (Elon), 2001
Most Steals	10, Tracy Krueger (Marshall), 1992
Most Blocks	10, Nare Diawara (Virginia Tech), 2006

TEAM (ONE GAME)

Most Points	105, Virginia Tech (vs. Southern Mississippi), 2004
Most Field Goals	37, Virginia Tech (vs. Drexel), 1992
Most Field Goal Attempts	81, Marshall (vs. UNC Asheville), 2000
Most Three-Point Field Goals	11, Bowling Green (vs. Hampton), 1999
Most Three-Point Field Goal Attempts	35, Bowling Green (vs. Hampton), 1999
Most Free Throws	36, Virginia Tech (vs. UNC Charlotte), 1999
Most Free-Throw Attempts	45, Virginia Tech (vs. Hampton), 1999
Most Rebounds	57, Virginia Tech (vs. Drexel), 1992
Most Assists	25, Loyola (vs. UT Martin), 2002 Georgetown (vs. Furman), 2007
Most Steals	18, Virginia Tech (vs. Colgate), 1993 Virginia Tech (vs. Longwood), 2005
Most Blocks	11, Virginia Tech (vs. Winston-Salem State), 2006 Delaware (vs. Alcorn State), 2010

TEAM (TWO GAMES)

Most Points	192, Virginia Tech, 2004
Most Field Goals	68 (twice), Virginia Tech, 2001 and 2004
Most Field Goal Attempts.	155, Marshall, 2000
Most Three-Point Field Goals	16, Bowling Green, 1999
Most Three-Point Field Goal Attempts	60, Bowling Green, 1999
Most Free Throws	67, Virginia Tech, 1999
Most Free-Throw Attempts	87, Virginia Tech, 1999
Most Rebounds	110, Campbell, 1995
Most Assists	45, Virginia Tech, 2001
Most Steals	30, Virginia Tech, 2004
Most Blocks	20, Virginia Tech, 2006



Nicole Jones (above) set the Hokie Hardwood Classic two-game rebounding record in the 1999 tournament. Kerri Gardin (below) led Tech with 19 points as the Hokies scored a tournament-record 105 points in a win over Southern Miss in 2004.



HISTORY AND RECORDS

Letterwinners

WOMEN'S BASKETBALL BECAME A VARSITY SPORT AT VIRGINIA TECH STARTING WITH THE 1976-77 SEASON.

Following is a list of the Hokies' all-time letterwinners:

Name	Years Played
Kim Albany	1978-82
Maria Albertsson	1998-99
Britney Anderson	2003-07
Jackie Ansley	1981-84
Taylor Ayers	2009-
Michelle Bain	1984-88
Sherry Banks	1994-97
Elizabeth Basham	2007-11
Mary Beth Bergmann	1987-91
Sandy Berry	1978-81
Thea Bertola	1976-77
Lindsey Biggs	2006-10
Kelly Bradley	1977-79
Noreen Brennan	1981-85
Eleanor Brentnall	2006-07
Taiqua Brittingham	1981-85
Latisia Brown	1988-92
Stacy Brown	1993-96
Peg Bunger	1976-79
Kristin Burke	1996-97
Kelley Burrier	1992-93
Amy Byrne	1986-90
Stephanie Carter	1991-95
Dawn Chriss	2002-06
Brittany Cook	2004-08
Kirby Copeland	2003-07
Maureen Corrigan	1980-82
Sonya Dalton	1979-80
Nikki Davis	2008-11
Renee Dennis	1983-87

Nare Diawara	2003-07
Angela Donnell	1991-95
Maureen Donovan	1983-87
Kelly Drinka	1996-99
Utahya Drye	2006-10
Rayna DuBose	2001-05
Tammie Edwards	1979-83
Alyssa Fenyn	2009-
Megan Finnerty	2002-06
Brandy Fowler	2002-04
Judy Fowler	1991-93
Jeni Garber	1988-91
Karen Garbis	1976-79
Kerri Gardin	2002-06
Terri Garland	1992-95
Erin Gibson	2001-05
Mary Gilligan	1979-80
Brittany Gordon	2007-11
Angie Gray	1992-95
Shani Grey	2007-2010
Stephanie Green	1985-89
Lisa Griffith	1989-93
Lisa Guarneri	2000-02
Porchia Hadley	2009-
Amber Hall	2005-09
Cathy Hall	1976-78
Lisa Haney	1984-88
Kathy Hanover	1979-83
Shanel Harrison	2008-
Laura Haskins	2005-09
Sarah Hicks	1998-02
Sarah Hillyer	1989-90
Michelle (Hollister)	
Houseright	1995-96, 98-99

Meg Hunter	1997-98
Donna Hylton	1976-79
Roshana Jackson	2004-06
Shavena Jamieron	1987-91
Nicole Jones	1999-02
Cyndi Justice	1987-91
Denise Kayajian	1986-88
Angie Kelly	1982-86
Gail Kelly	1976-78
Ieva Kublina	2000-04
A.J. Lemaitre	2005-08
Brittany Lewis	2008-09
Pauline Landes	1978-81
Cynthia Lee	1992-95
Robin Lee	1981-85
Lisa Leftwich	1991-95
Missy Lemons	1997-00
Amy Lingenfelder	2001-02
Emily Lipton	1999-03
Lakeisha Logan	2006-10
Sue Logsdon	1990-94
Renee Maitland	1995-98
Christie Marrone	2004-05
Carrie Mason	2002-06
Candy Michel	1988-90
Tracy Miller	1980-85
Barb Morris	1976-78
Suzanne Mott	1984-88
Vionca Murray	2006-07
Sandra Nichols	1981-83
Lynette Nolley	1995-98
Katie O'Connor	1996-99
Christi Osborne	1991-95
Jamie Osborne	1985-88

Mollie Owings	1999-02
Susan Pellicoro	1980-84
Fran Pfister	1981-83
Lisa Price	1977-80
Fran Recchia	2001-05
Abby Redick	2009-11
Jenny Root	1991-95
Caroline Sadler	1979-81
Missy Sallade	1986-90
Wendy Sanders	1986-88
Erica Scott	1989-91
Joely Scott	1989-92
Kim Seaver	1996-00
Davina Simmons	2000-04
Benita Smith	1985-89
Dayna Sonovick	1987-89, 91-92
Sis Spriggs	1978-81
Chrystal Starling	1999-03
Debbie Stovall	1977-78
Christina Strother	1999-01
Debbie Thomas	1976-77
Phyllis Tonkin	1988-92
Joyce Waddy	1983-87
Linda Walther	1976-78
Susan Walvius	1982-86
Dana Walvius	1986-90
Amy Wetzel	1998-01
Kyani White	2010-11
Julie Williams	1979-81
Katrina Williams	1999-00
Tere Williams	1997-01
Aerial Wilson	2009-
Lisa Witherspoon	1996-99

Virginia Tech Sports Hall of Fame

TERE WILLIAMS MOST RECENTLY ENTERED THE HALL OF FAME IN 2011



Renee Dennis is Tech's all-time leading scorer (1,791) and was inducted in 1997.

Amy Byrne holds the record for most points in a season (561) and was enshrined in 2001.

Robin Lee is 11th on the all-time scoring list and was inducted into the Hall of Fame on Nov. 25, 2005.

Christi Osborne was inducted in 2006 after an outstanding career which saw her score 1,500 career points.


Jenny Root became the fifth women's basketball inductee on Sept. 25, 2007. Root is fourth on the career scoring list with 1,582.

Lisa Witherspoon is the Hokies' all-time assists leader with 635 and was enshrined on Nov. 20, 2009.

Tere Williams, the Hokies' all-time leader in rebounds and the first Tech women's basketball player to be selected in the WNBA Draft. She was inducted on Oct. 7, 2011.



Seven women's basketball players have been selected to the Virginia Tech Sports Hall of Fame. Top row (l-r) Renee Dennis, Amy Byrne, Robin Lee, Christi Osborne; (bottom row, l-r) Jenny Root, Lisa Witherspoon and Tere Williams.



Honor Roll

COSIDA ACADEMIC ALL-AMERICAN

Christi Osborne	first team, 1995
	second team, 1994
Brittany Cook	third team, 2008
Laura Haskins	third team, 2009

COSIDA DISTRICT III ACADEMIC ALL-AMERICAN

Amy Byrne	1989
Christi Osborne	1993, 1994, 1995
Maria Albertsson	1998, 1999
Amy Wetzel	1999, 2000
Sarah Hicks	2002
Erin Gibson	2004, 2005
Ieva Kublina	2004
Carrie Mason	2005, 2006
Brittany Cook	2008
Laura Haskins	2008, 2009

RAWLINGS SCHOLARSHIP AWARD

Christi Osborne	1995
-----------------	------

ASSOCIATED PRESS ALL-AMERICAN

Tere Williams	honorable mention, 1999
Lisa Witherspoon	honorable mention, 1999

KODAK ALL-AMERICAN

Jenny Root	honorable mention, 1995
------------	-------------------------

WOMENSCOLLEGEHOOPS.COM ALL-AMERICAN FRESHMAN

Carrie Mason	honorable mention, 2003
--------------	-------------------------

WOMEN'S BASKETBALL NEWS SERVICE FRESHMAN ALL-AMERICAN

Tere Williams	third team, 1998
---------------	------------------

ATLANTIC COAST CONFERENCE HONORS

Virginia Tech became a member of the ACC in 2004

ALL-ACC

Kerri Gardin	honorable mention, 2005
Kerri Gardin	third team, 2006
Kirby Copeland	honorable mention, 2007
Brittany Cook	second team, 2008
Utahya Drye	honorable mention, 2009

ACC ALL-FRESHMAN TEAM

Andrea Barbour	2008
----------------	------

BIG EAST CONFERENCE HONORS

Virginia Tech was a member of the BIG EAST from 2000-2004

BIG EAST MOST IMPROVED PLAYER

Ieva Kublina	2002
--------------	------

ALL-BIG EAST CONFERENCE


Ieva Kublina	first team, 2003
	second team, 2004
	second team, 2002
Sarah Hicks	third team, 2002
Tere Williams	second team, 2001

BIG EAST ALL-ROOKIE TEAM


Carrie Mason	2003
--------------	------

HISTORY AND RECORDS

Honor Roll CONTINUED



Lisa
Witherspoon



Jenny
Root

ATLANTIC 10 CONFERENCE HONORS

Virginia Tech was a member of the Atlantic 10 from 1995-2000

ATLANTIC 10 DEFENSIVE PLAYER OF THE YEAR

Lisa Witherspoon	1999
Amy Wetzel	2000

ATLANTIC 10 MOST IMPROVED PLAYER

Reneé Maitland	1997
Katie O'Connor	1999

ATLANTIC 10 SIXTH PLAYER OF THE YEAR

Michelle (Hollister) Houseright	1999
---------------------------------	------

ATLANTIC 10 CO-ROOKIE OF THE YEAR

Tere Williams	1998
---------------	------

ALL-ATLANTIC 10 CONFERENCE

Michelle (Hollister) Houseright	second team, 1996
Chrystal Starling	third team, 2000
Tere Williams	first team, 2000

Amy Wetzel	first team, 1999
	second team, 1998

Lisa Witherspoon	second team, 2000
	second team, 1999
	second team, 1999

ATLANTIC 10 ALL-CHAMPIONSHIP TEAM

Michelle (Hollister) Houseright	1998
Tere Williams	1998
Amy Wetzel	1999

ATLANTIC 10 ALL-ROOKIE TEAM

Katie O'Connor	1996
Kim Seaver	1997
Tere Williams	1998
Nicole Jones	1999
Chrystal Starling	2000

METRO CONFERENCE HONORS

Virginia Tech was a member of the Metro from 1981 to 1995

METRO CONFERENCE PLAYER OF THE YEAR

Jenny Root	1995
------------	------

ALL-METRO CONFERENCE


Taiqua Brittingham	first team, 1984
Renee Dennis	first team, 1986, 87
Susan Walvius	first team, 1986
Angie Kelly	second team, 1986
Maureen Donovan	second team, 1987
Michelle Bain	second team, 1988
Amy Byrne	first team, 1980
	second team, 1989
Missy Sallade	second team, 1989, 90
Jeni Garber	second team, 1991
Lisa Griffith	second team, 1992
Christi Osborne	second team, 1993, 94, 95
Jenny Root	first team, 1994, 95
	second team, 1993

METRO CONFERENCE ALL-TOURNAMENT

Taiqua Brittingham	1984
Renee Dennis	1987
Jeni Garber	1989
Sue Logsdon	1994
Christi Osborne	1992, 93, 94 (MVP)

METRO CONFERENCE ALL-ROOKIE TEAM

Jeni Garber	1989
Sue Logsdon	1991
Christi Osborne	1992



THE UNIVERSITY

THROUGH A COMBINATION OF ITS THREE MISSIONS OF LEARNING, DISCOVERY, AND ENGAGEMENT, VIRGINIA TECH CONTINUALLY STRIVES TO ACCOMPLISH THE CHARGE OF ITS MOTTO: *UT PROSIM* (THAT I MAY SERVE).



Charles W. Steger

UNIVERSITY PRESIDENT

Now in his 12th year as President of Virginia Tech, Dr. Charles Steger continues to hit milestones he laid out to establish Virginia Tech among the nation's premier research institutions. Steger has provided visionary leadership in the creation and implementation of a bold vision and strategic plan, with a demand for quality across all aspects of the academic enterprise.

Under Steger's leadership, the university has expanded the campus buildings more than any university president adding more than 2 million square feet of research, classroom, and athletic facilities, most recently in Northern Virginia. Although Tech has offered educational opportunities in the National Capital Region for more than 40 years, it cemented its regional footprint with opening of the Virginia Tech Research Center Arlington in May. This 144,000 sq. ft. building places the university in close proximity to its many federal government sponsors.

One of the most exciting new initiatives to become reality is the Virginia Tech Carilion School of Medicine and Research Institute, which is housed in a new 152,000-square-foot building in Roanoke. The school admitted its inaugural class in August 2010 and began staffing and outfitting labs in the research institute later that autumn.

Among the highlights of his presidency to date are the university's adoption of the Principles of Community (2005) and the Virginia Tech Climate Action Commitment (2009). In the minds of many, Steger will best be remembered for making the impossible a reality. He will be forever credited with negotiating Virginia Tech's entrance into the Atlantic Coast Conference in 2004 – a 50-year dream-come-true for Hokie fans.

Another initiative on the horizon is the new Center for the Arts that will open in the fall of 2013. This 130,000-square-foot facility will feature a 1,300-seat performance hall, visual art galleries, and innovative creative technology lab spaces. At the intersection of North Main Street and Alumni Mall, its location symbolizes the university's commitment to the arts and its importance to the university and the broader community.

Since Steger became president, the university's annual research expenditures have increased 300 percent, now topping \$400 million. According to the National Science Foundation (NSF), Virginia Tech ranks 44th out of 679 universities in the nation in sponsored research, the only Virginia university in the top 50.

A hallmark of Steger's administration is his

commitment to the students. With his leadership, the university has reaffirmed its core mission of undergraduate education. The university is dedicated to fostering a research-intensive environment that offers students an opportunity to learn the scientific process while enhancing their critical-thinking skills. Recognizing that graduates will be entering a global economy, Virginia Tech initiated a comprehensive International Strategic Plan and has doubled the number of students participating in international education opportunities.

Steger was as a recipient of the 2010 Michael P. Malone International Leadership Award, sponsored by the Association of Public and Land-grant Universities. During his presidency, five international centers have been established around the globe, and another is being developed in India.

The university concludes this year an aggressive \$1 billion fundraising campaign to "invent the future" and provide the university with a margin of excellence for its academic agenda. Today, private support from Virginia Tech's alumni and friends continues to play an essential role in this university community.

Steger received his Bachelor of Architecture degree, Master of Architecture degree, and Ph.D. in Environmental Science and Engineering from Virginia Tech. His passion for teaching led him to leave a career in the private sector as a professional architect and planner to return to Virginia Tech to teach in the College of Architecture and Urban Studies (CAUS). When he became Dean in 1981 at the age of 33, he was the youngest architecture dean in the nation. After 12 years in that role, he was appointed Vice President for Development and University Relations (1993-2000) before being named President in 2000.

Steger is a Fellow in the American Institute of Architects (AIA) and holds the William C. Noland Award and the Distinguished Achievement Award from the Virginia Society AIA. The New Century Technology Council awarded him its 2004 Compass Award for visionary thinking and leadership in the field of information technology.

Credited with calm leadership during a very difficult period, President Steger led the university through an extended recovery period in the aftermath of the April 2007 tragedy.

In 2009, President Steger received the Chief Executive Leadership Award from the Council for the Advancement and Support of Education (CASE) District III for outstanding leadership and service in support of education.



PRINCIPLES OF COMMUNITY

Virginia Tech is a public land-grant university, committed to teaching and learning, research and outreach to the commonwealth of Virginia, the nation and the world community. Learning from the experiences that shape Virginia Tech as an institution, we acknowledge those aspects of our legacy that reflected bias and exclusion. Therefore, we adopt and practice the following principles as fundamental to our on-going efforts to increase access and inclusion and to create a community that nurtures learning and growth for all of its members:

We affirm the inherent dignity and value of every person and strive to maintain a climate for work and learning based on mutual respect and understanding.

We affirm the right of each person to express thoughts and opinions freely. We encourage open expression within a climate of civility, sensitivity and mutual respect.

We affirm the value of human diversity because it enriches our lives and the university. We acknowledge and respect our differences while affirming our common humanity.

We reject all forms of prejudice and discrimination, including those based on age, color, disability, gender, national origin, political affiliation, race, religion, sexual orientation and veteran status. We take individual and collective responsibility for helping to eliminate bias and discrimination and for increasing our own understanding of these issues through education, training and interaction with others.

We pledge our collective commitment to these principles in the spirit of the Virginia Tech motto of *Ut Prosim* (That I May Serve).

Jim Weaver

DIRECTOR OF ATHLETICS

James C. Weaver, whose innovative ideas and work as a reformer have made him one of college athletics' most popular administrators, is the director of athletics at Virginia Tech.

Weaver, 66, was appointed on Sept. 24, 1997, and has been a tireless leader on behalf of Tech athletics. His efforts were recognized in 2009 when he accepted the prestigious John L. Toner Award, which is presented annually by the National Football Foundation & College Hall of Fame. The award is given to a director of athletics who has demonstrated superior administrative abilities and shown outstanding dedication to college athletics and particularly college football.

In his 14 years on the job at Tech, Weaver has taken steps to place increased emphasis on projects benefiting student-athletes. Under his leadership, the athletics department entered into a comprehensive agreement with NIKE beginning in 2007-08 which provides uniforms, clothing and equipment for all Virginia Tech varsity teams over an eight-year period. He created a comprehensive awards program for letterwinners and has initiated and funded an annual awards banquet. The Monogram Club was revitalized in 1998 and provides several benefits to former Hokie athletes, trainers and managers.

A top personal priority for Weaver is the continuing improvement of Tech's facilities. Progress is evident in a number of new facilities now in use or currently under construction.

Tech's basketball staffs and teams moved into their new practice facility in 2009. The \$20 million building boasts two practice gyms, a 3,000 square-foot basketball weight room, coaches' offices, film rooms and locker rooms.

A new football locker room and lounge has been constructed adjacent to Jamerson Athletic Center. The three-story building was completed in 2010 and features a spacious locker room for players and coaches, as well as a lounge on the second floor and a wrestling facility on the third floor. The vacated space in Jamerson is being renovated to provide expanded weight training, sports medicine and locker room facilities for Olympic sport teams.

The remodeling of Lane Stadium's west side was completed in time for Tech's 2006 home opener. It involved the construction of additional new luxury suites, a new President's area, four private club seating areas, a ticket office, athletic fund offices, a memorabilia area and a new student academic services area.

Weaver presided over Tech's move into the Atlantic Coast Conference in 2004-05, when Virginia Tech and Miami were officially introduced as the 10th and 11th members of the ACC, effective July 1, 2004.

Weaver renegotiated Tech's multimedia rights contract with IMG College, creating an agreement which went into effect in 2008-09 and extends for 10 years to provide enhanced revenue for the athletics department. In the Fall of 2000, Weaver arranged a joint venture with IMG to commit \$2 million to purchase new scoreboards, upgrade sound systems, install an L.E.D. video display screen at Lane Stadium (which was enlarged for the 2005 season) and place two wall-mount L.E.D. video screens in Cassell Coliseum.

Weaver came to Tech from Western Michigan University where he was director of athletics from January 1996 until he came to Blacksburg. Prior to that, he was AD for three and a half years at UNLV, where he reconstructed a troubled athletic department.

Weaver brings a "Penn State mentality" to the position. He says that various schools' interest in him as a reformer through the years can be traced to Penn State and its reputation for how it conducts business in intercollegiate athletics.

It was with the Nittany Lions' football team that Weaver first made a name for himself in athletics. He was a center and linebacker on Penn State teams coached by the legendary Rip Engle and Joe Paterno.

A native of Harrisburg, Pa., Weaver was recruited to Penn State by Engle. He played three seasons under Engle and one under Paterno, who is still the coach of the Nittany Lions.

"I learned a lot from Joe Paterno," Weaver says. "One thing he said certainly has stuck with me. 'You either get better or you get worse. You never stay the same.'"

Weaver graduated from Penn State in 1967



with a bachelor's in psychology and rehabilitation education. He received a master's in college counselor education, also from Penn State, in 1968.

Weaver started a coaching career as an assistant at Penn State for six seasons. During that time, the Lions played in five bowl games – the Cotton, Gator, Sugar and Orange (twice).


He later was the offensive coordinator at Iowa State and head coach for one season at Villanova in 1974. He also spent five years as an assistant professor at Clarion State and three years as director of franchise sales at Athletic Attic.

Prior to landing the athletic director's job at UNLV, Weaver spent nine years at the University of Florida. He was a strong force at Florida in the field of compliance and concluded his time there as associate athletics director.

Weaver drew rave reviews at UNLV for his fund-raising expertise. He generated nearly \$15 million in his time there and built a new athletic complex.

While at Western Michigan, Weaver announced creation of a \$7 million football center, stabilized fluctuating revenues and installed a CHAMPS Life Skills program.

Weaver and his wife Traci have four sons – Josh, Paul, Cole and Craig.



Weaver poses with his wife Traci and four sons – (l-r) Paul, Josh, Craig and Cole – after being presented the Toner Award in 2009.

Athletics Department Directory



Sharon McCloskey
Senior Associate
A.D./Senior Woman
Administrator



Tim East
Associate A.D. for
External Affairs



Tom Gabbard
Associate A.D. for
Internal Affairs



Chris Helms
Associate A.D. for
Olympic Sports



Jon Jaudon
Associate A.D. for
Administration



John Ballein
Associate A.D. for
Football Operations



Mike Gentry
Associate A.D. for
Athletic
Performance



Mike Goforth
Associate A.D. for
Sports Medicine



Tim Parker
Associate A.D. for
Compliance



Lisa Rudd
Associate A.D. for
Financial Affairs



**Reyna Gilbert-
Lowry**
Assistant A.D. for
Student Life



Jermaine Holmes
Director of Student-
Athlete Academic
Support Services



Pam Linkous
Director of Human
Resources
and NCAA
Initiatives



Lu Merritt
Director of
Development for
Intercollegiate
Athletics



Dave Smith
Assistant A.D.
for Athletics
Communications



Sandy Smith
Assistant A.D. for
Ticketing Services



Cara Walters
Game Operations
Manager



Jeremy Wells
Assistant A.D.
for Marketing &
Promotions



Russ Whitenack
Director of the
Monogram Club

VIRGINIA TECH ATHLETICS

**Jamerson Athletics Center/Cassell Coliseum/Merryman Center/West Side Lane Stadium/
Hahn Hurst Basketball Practice Center
Blacksburg, VA 24061 • All phone numbers are area code 540**

ADMINISTRATION

Jim Weaver	Director of Athletics	231-3977
Sharon McCloskey	Senior Associate Director of Athletics/Senior Woman Admin.	231-8137
Tim East	Associate Director of Athletics for External Affairs	231-6600
Tom Gabbard	Associate Director of Athletics for Internal Affairs	231-1828
Chris Helms	Associate Director of Athletics for Olympic Sports	231-3869
Jon Jaudon	Associate Director of Athletics for Administration	231-1830
John Ballein	Associate Athletics Director for Football Operations	231-9988
Tim Parker	Associate Director of Athletics for Compliance	231-2937
Mike Gentry	Associate Director of Athletics for Athletic Performance	231-2984
Reyna Gilbert-Lowry	Assistant Director of Athletics for Student Life	231-3956
Mike Goforth	Associate Director of Athletics for Sports Medicine	231-7742
Lisa Rudd	Associate Director of Athletics for Financial Affairs	231-6553
Dave Smith	Assistant Athletics Director for Communications	231-9965
Sandy Smith	Assistant Athletics Director for Ticketing Services	231-6731
Jeremy Wells	Assistant Athletics Director for Marketing & Promotions	231-2515
Pam Linkous	Director of Human Resources and NCAA Initiatives	231-3142

ADMINISTRATIVE SUPPORT

Maryanne Baffi	Administrative Assistant (Baseball, Softball, Wrestling)	231-3671
Jean Ann Bailey	Administrative Assistant, Marketing and Promotions	231-2371
Vickie Graham	Receptionist	231-9984
Lisa Maddox	Administrative Assistant, Olympic Sports	231-9415
Penny Martin	Administrative Assistant to SWA and External Affairs	231-8137
Theresa Repass	Sports Medicine Clerk	
Tina Piemonte	Administrative Assistant, Olympic Sports	231-5037
Jennifer Cesario	Administrative Assistant, Olympic Sports	231-6351
Carmela Smith	Administrative Assistant to the Athletics Director	231-3977
Shelby Smith	Internal Affairs, Golf	231-6265
Sandy Weber	Office Manager, Sports Medicine/Athletic Performance	231-7741
Joyce Wynn	Administrative Assistant, Administration	231-5497

ATHLETIC FUND

Lu Merritt	Director of Development for Intercollegiate Athletics	231-6618
John Moody	Senior Assistant to the Director of Development, Intercollegiate Athletics	
Diana Adkins	Alumni Program Coordinator	231-8481
Brandy Barrow	Fiscal Technician	231-0484
Terry Bolt	Director of Development for Special Gifts and the Athletic Annual Fund	
Jane Broadwater	Executive Secretary	
Scott Davis	Associate Director of Development	231-1936
David Everett	Director of Major Gifts for Intercollegiate Athletics	
Sharon Linkous	Accountant	231-5851
Dana Partin	Fiscal Assistant	231-5013
Brian Thornburg	Associate Director of Development	

ATHLETIC PERFORMANCE

Mike Gentry..... Associate Director of Athletics
for Athletic Performance.....231-2984

Gary Bennett, Ph.D. Sport Psychologist231-2556

Megan Evans Strength & Conditioning Coordinator
for Olympic Sports231-7386

Jennie Schafer Director of Sports Nutrition231-9910

Jarrett Ferguson Director of Strength & Conditioning
for Football.....231-8207

David Jackson..... Director of Strength & Conditioning
for Basketball Programs231-7857

Terry Mitchell..... Director of Strength & Conditioning
for Olympic Sports231-7386

Keith Short..... Strength & Conditioning Coordinator
for Football.....231-8207

Terrance Vinson Coordinator for Basketball Programs

ATHLETICS COMMUNICATIONS..... 231-6726

Dave Smith Assistant Athletics Director for Communications

Anne Panella Publications Director231-7684

Bill Dyer..... Associate Director231-8852

April Goode..... Associate Director231-8823

Bryan "BJ" Johnston..... Associate Director231-3387

Dave Knachel..... Photography Coordinator231-1838

Jimmy Robertson..... Editor, Inside Hokie Sports231-4134

Marc Mullen Assistant Director, Inside Hokie Sports231-1894

Damian Salas Director, Internet Services/Webmaster.....231-8816

Mary Francis Czarsty Graphic Designer/Web Designer231-6756

Stacey Wells..... Graphic Designer/Web Designer231-6329

Donna Smith..... Administrative Assistant.....231-6726

BASEBALL 231-3671

Pete Hughes..... Head Coach

Mike Kunigonis Assistant Coach231-3098

Pat Mason Assistant Coach231-9976

Ryan Connolly Volunteer Assistant Coach

BASKETBALL (MEN'S)..... 231-6725

Seth Greenberg Head Coach

James Johnson..... Associate Head Coach

John Richardson..... Assistant Coach

Robert Ehsan Assistant Coach

Jeff Wulbrun..... Director of Men's Basketball Operations231-4412

John Janovsky Video Coordinator231-9978

Sharon Spradlin Administrative Assistant.....231-6725

BASKETBALL (WOMEN'S) 231-4998

Dennis Wolff..... Head Coach

Chantelle Anderson Assistant Coach

Billi Godsey..... Assistant Coach

Tom Joyce Assistant Coach

Bill Old Dir. of Women's Basketball Operations231-7629

Dianne Santolla Administrative Assistant.....231-4998

BUSINESS OFFICE

Lisa Rudd..... Associate A.D., Financial Affairs231-6553

Michelle Collins..... Business Manager231-6590

Gary Steck..... Assistant Business Manager231-2196

Jeannie Lafon Financial Services Specialist.....231-9200

Darla Chudzik..... Administrative Services Manager231-7116

CENTERPLATE CONCESSIONS

Doug Dodson.....231-3279

COMPLIANCE

Tim Parker..... Associate A.D. for Compliance231-2937

Bert Locklin Director of Compliance.....231-2696

Heather LaFon..... Assistant Director for Athletics Eligibility
and Financial Aid.....231-0644

Vickie Sarfo-Kantanka..... Assistant Director of Compliance.....231-8645

EQUIPMENT 231-9967

Lester Karlin Director of Equipment Services

Eric Cross Assistant Equipment Manager231-6203

Shawn Fizer Assistant Equipment Manager.....231-4696

Reuben Moguel Assistant Equipment Manager.....231-0995

FACILITIES, GAME OPERATIONS AND GROUNDS

Eric Bremner..... Landscape/Horticulture Manager231-2840

Jerry Cheynet Game Operations Coordinator231-6067

Greig Denny..... Director, Burrows-Burleson Tennis Center/
Field House.....231-5908

Jessica Hartman..... Assistant Manager, Burrows-Burleson
Tennis Center.....231-5908

Vacant..... Fields Coordinator231-6067

Andy McReynolds..... Fields Coordinator231-6067

Buford Meredith Grounds Coordinator231-6067

Pete Pool Facilities Coordinator (Stadium)231-6067

Emerson Pulliam..... Fields Coordinator231-6067

Kent Sheets Facilities Manager231-2199

James Torgersen..... Facilities Manager231-7584

Ronnie Turpin Maintenance Supervisor231-6067

Casey Underwood Director of Outside Facilities.....231-6067

Don Vaughn Game Operations Assistant.....231-8284

Cara Walters Game Operations Manager.....231-9963

FOOTBALL

Frank Beamer..... Head Coach231-4132

Coaching Staff.....231-6368
Shane Beamer, Cornell Brown, Bud Foster, Torrian Gray, Curt Newsome,
Mike O'Cain, Kevin Sherman, Bryan Stinespring, Charley Wiles

Billy Hite Assistant to Head Coach/Senior Advisor

Jim Cavanaugh Director of Recruiting and High School Relations

John Ballein Associate A.D. for Football Operations.....231-9988

Bruce Garnes..... Deputy Director of Football Operations.....231-9991

Diana Clark Executive Secretary to Head Coach231-4132

Lisa Marie Administrative Assistant.....231-6368

Kristie Verniel Administrative Assistant.....231-9991

GOLF (MEN'S)

Jay Hardwick..... Head Coach231-6435

Brian Sharp Associate Head Coach.....231-6435

HOUSEKEEPING

Connie Amos Cassell/Jamerson/Merryman.....231-2199

Kelly Cahill Stadium231-6067

Kathy Carter Cassell/Jamerson/Merryman.....231-2199

Avery Dolinger Stadium231-6067

Tree Dove Supervisor (Cassell/Jamerson/Merryman).....231-2199

Sandra Duncan Stadium231-6067

Paul Farrier..... Cassell/Jamerson/Merryman.....231-6067

Chester Handy..... Cassell/Jamerson/Merryman.....231-2199

Clara Kinzie Stadium231-6067

Eddie Mataj Stadium231-6067

Delores Rose Cassell/Jamerson/Merryman.....231-2199

Pandoria Ross Cassell/Jamerson/Merryman.....231-2199

INFORMATION SYSTEMS

Tommy Regan Director of Information Systems231-7539

Chris Mayer..... Computer Technician231-9361

IMG COLLEGE..... 961-7604

Rick Barakat..... Vice-President and General Manager

Jeff Schumate..... Associate General Manager

Jon Zeitz..... Senior Account Executive

Kyle Winchester Account Executive

Ashleigh Waddle Marketing Assistant

Bill Roth..... Director of Broadcast Operations

Andrew Allegretta Assistant Director of Broadcasting

Mike Burnop Broadcast Commentator/
New River Office Supply.....552-6611

Athletics Department Directory CONTINUED

VIRGINIA TECH ATHLETICS

**Jamerson Athletics Center/Cassell Coliseum/Merryman Center/West Side Lane Stadium/
Hahn Hurst Basketball Practice Center
Blacksburg, VA 24061 • All phone numbers are area code 540**

LACROSSE (WOMEN'S)

Megan Burkner..... Head Coach.....231-8285
Lindsay Lewis..... Assistant Coach231-9454
Sarah Jonson Assistant Coach231-2776

MARKETING & PROMOTIONS

Jeremy Wells Assistant A.D. for Marketing & Promotions...231-2515
Brent DiGiacomo Director of Marketing & Promotions.....231-3236
Lauren Belisle Assistant Director.....231-2038
Jimmy Skiles..... Assistant Director.....231-8783

MONOGRAM CLUB

Russ Whitenack..... Director.....231-9156

SOCCER (MEN'S)..... 231-7143

Mike Brizendine..... Head Coach
Kevin Doyle Assistant Coach
Patrick McSorley..... Assistant Coach
Jeff Kinney..... Assistant Coach

SOCCER (WOMEN'S)

Charles "Chugger" Adair Head Coach.....231-6423
Erin Lycan..... Assistant Coach231-6859
Pete Pososki Assistant Coach231-6660

SOFTBALL

Scot Thomas..... Head Coach.....231-2720
Al Brauns Associate Head Coach.....231-1804
Barbara Sherwood..... Assistant Coach231-3063

SPIRIT (CHEER, DANCE, HOKIEBIRD MASCOT)

Rickey Hill..... Spirit Coach.....231-5744
Brent DiGiacomo..... HokieBird Information231-2038

SPORTS MEDICINE/ATHLETIC TRAINING 231-7741

Mike Goforth..... Associate A.D. for Sports Medicine.....231-7742
Katie Baer Athletic Trainer231-2711
Sean Collins..... Athletic Trainer231-6410
Keith Doolan..... Athletic Trainer231-2187
Dave Dietter Athletic Trainer231-7269
Jimmy Lawrence..... Athletic Trainer231-5690
Amy Kunogonis Athletic Trainer231-9691
Greg Beato, D.O..... Physician231-5983
Gunnar Brolinson, D.O..... Physician231-5983
Mark Rogers, D.O., M.A..... Physician231-4000
Greg Tilley, D.C. Chiropractor951-1183

STUDENT SERVICES

Reyna Gilbert-Lowry Assistant A.D. for Student Life.....231-3956
Danny White Director of Student-Athlete Affairs231-1252

STUDENT-ATHLETE ACADEMIC SUPPORT SERVICES

Jermaine Holmes Director of Student Athlete
Academic Support Services.....231-6165
Katie Ammons Cross..... Associate Director231-2245
Sarah Armstrong Associate Director231-9094
Greg Beatty Assistant Director231-1415

Mike Swanhart Assistant Director231-0481
ReGina Garrett..... Assistant Director231-2243
Terrie Repass Administrative Assistant231-6165
Beth Noteware Learning Specialist.....231-0476
Daniel Parsons..... Learning Specialist.....231-1934
Erica Hampton Academic/Tutor Coordinator231-9986

SWIMMING & DIVING (MEN'S & WOMEN'S)

Ned Skinner..... Director of Men's and Women's Swimming
and Diving Program231-5086
Ron Piemonte..... Head Men's and Women's Diving Coach ... 231-3301
Sarah Stockwell..... Assistant Coach.....231-4768
Reed Robelot Assistant Coach
Aaron Bell..... Assistant Coach

TENNIS (MEN'S)

Jim Thompson..... Head Coach231-4589
Christophe Bonadona Assistant Coach.....231-4845

TENNIS (WOMEN'S)

Terry Ann Zawacki-Woods... Head Coach231-9971
Fred Gomez..... Assistant Coach.....231-6504

TICKET OFFICE 231-6731

Sandy Smith..... Assistant A.D. for Ticketing Services
Stephen Medley Associate Ticket Manager
Nancy Rodriguez..... Assistant Ticket Manager
Corey Pelot Assistant Ticket Manager
Darik Anderson..... Assistant Ticket Manager
Monna Booth..... Ticket Office Assistant
Bev Thomas..... Ticket Office Assistant

TRACK & FIELD AND CROSS COUNTRY (MEN'S & WOMEN'S)

Dave Cianelli Director of Track & Field
and Cross Country231-3094
Greg Jack..... Associate Head Coach,
Men's Track & Field231-2154
Charles Foster..... Assistant Coach, Track & Field.....231-9977
Ben Thomas..... Cross Country and Distance Coach231-9978
Stacey Vidt Technical Director231-6929

VIDEOGRAPHY

Kevin Hicks Director of Broadcasting
and Visual Media231-9804
Tom Booth Director of Video.....231-9990
Jed Castro Producer231-9990
Brian Walls Producer231-9990
Megan Caligiuri Graphic Artist.....231-9990
Scotty Fitch..... Web Content Editor.....231-9990

VOLLEYBALL (WOMEN'S)

Chris Riley Head Coach231-9972
Shelbylynn McBride Assistant Coach.....231-1927
Jen Malcom..... Assistant Coach

WRESTLING

Kevin Dresser..... Head Coach231-1135
Tony Robie..... Associate Head Coach231-3185
Nate Yetzer..... Assistant Head Coach231-1119

Athletic Fund

STAND OUT IN THE CROWD ... JOIN THE HOKIE CLUB TODAY!

When you join the Hokie Club, you become a member of one of the strongest athletic support organizations in the nation! Plus, you have the satisfaction of knowing your contribution helps the Hokies continue to field a successful athletic program, one of which friends and alumni alike can be proud!

However, we can't do it without your help. Call the Hokie Club today to find out how you can support Virginia Tech athletics and be more than just a fan!

DID YOU KNOW?

- The Hokie Club provides funding for athletic scholarships, athletic programs and capital improvements.

- Raised over \$25.2 million in 2010. So please, be more than a fan – join the Hokie Club today!

CONTACT INFO		
WEB	PHONE	FAX
hokieclub.com	(540) 231-6618	(540) 231-3260



The Hokie Club staff (l to r) – Lu Merritt, Dana Partin, Terry Bolt, Sharon Linkous, John Moody, Diana Adkins, Scott Davis, Jane Broadwater, David Everett, Nancy Gabbard and Brian Thornburg.

CUMULATIVE GIVING LEVELS

Hokie Benefactor.....	\$100,000
Orange & Maroon Benefactor.....	\$250,000
Bronze Benefactor.....	\$500,000
Silver Benefactor.....	\$1,000,000
Golden Benefactor.....	\$2,000,000
Platinum Benefactor.....	\$5,000,000

DONOR LEVELS

Hokie Club	\$100-249
Orange & Maroon Hokie.....	\$250-499
Bronze Hokie.....	\$500-999
Silver Hokie.....	\$1,000-1,999
Golden Hokie.....	\$2,000-4,999
Platinum Hokie.....	\$5,000-9,999
Diamond Hokie.....	\$10,000
Golden Hokie Champion.....	\$50,000-99,999
Hokie Century Champion.....	\$100,000
Position Scholarship.....	\$150,000

Hardwood Club

The Hokie Hardwood Club, formerly known as the Diamond Club, has been in existence for more than 20 years. The mission of the Hokie Hardwood Club is to increase public awareness of the Virginia Tech women's basketball program, to raise the level of community support for all aspects of the program and to provide the level of spirit and resources required for a program of national prominence. The club conducts fundraisers during the year in support of the women's basketball program. Fundraising efforts helped with some of the team's expenses on its summer trip to Europe in 2000, as well as the trip to Australia the summer of 2004 and the 2008 trip to Greece and Italy. Members of the Hokie Hardwood Club travel to several away games each season.



With the help of the Hardwood Club, the women's basketball team travelled to Greece and Italy in 2008.

Athletics Office of Student Life

ASSISTING IN THE DEVELOPMENT OF THE TOTAL PERSON

At Virginia Tech, student-athletes don't just play sports. With help from the Athletics Office of Student Life, Hokie student-athletes work outside the athletic venue to develop into responsible adults who are assets to their communities.

Led by the Virginia Tech Student-Athlete Advisory Committee, Hokie student-athletes volunteered countless hours in the local community last year. In addition, over 360 Virginia Tech student-athletes earned a 3.00 grade point average during one or both semesters, while achieving great success within athletics as well.

Inspired by the NCAA Student-Athlete Affairs commitment areas, the Athletics Office of Student Life creates programs designed to enhance student-athletes in five areas: athletic excellence, academic excellence, personal and leadership development, and community outreach and career development. The program has been previously honored for its commitment to serving the good of the student-athletes by the Division I-A Athletic Director's Association as a program of excellence.

STUDENT-ATHLETE ADVISORY COMMITTEE


The Student-Athlete Advisory Committee (SAAC) is a committee made up of student-athletes assembled to provide insight on the student-athlete experience. It also offers input on the rules, regulations and policies that affect student-athletes' lives on NCAA member institution campuses. Two members of each sports team serve on SAAC each academic year.

PERSONAL DEVELOPMENT

The Office of Student Life aims to help student-athletes lead balanced lifestyles, encouraging emotional well-being, personal growth and decision-making skills. Each team is required to attend two personal development programs during the year to educate student-athletes.

CAREER DEVELOPMENT

Virginia Tech student-athletes go through their collegiate athletic experiences with the understanding that they will need to secure a job upon graduation. The Office of Student Life works to enhance student-athlete career development by collaborating with the Virginia Tech Career Services Office. Student-athletes also receive assistance in learning about majors and minors, preparing for career fairs, and obtaining scholarships and internships.



REYNA GILBERT-LOWRY

ASSISTANT ATHLETICS DIRECTOR FOR STUDENT LIFE

Responsibilities: As assistant athletics director for student life, Gilbert-Lowry develops programs geared to enhance student-athletes' personal development, career awareness and community service endeavors. This includes coordinating each team's philanthropic projects, working with the Student-Athlete Advisory Committee and nominating student-athletes for academic awards. She also helps plan the annual Athletics Director Honors Breakfast and the All Sports Banquet.

Joined VT Staff: 2008; fourth year.

Prior to Virginia Tech: Before joining the Hokies, Gilbert-Lowry served as the compliance coordinator and CHAMPS/Life Skills coordinator at Nova Southeastern University in Ft. Lauderdale, Fla. In 2005, she was also the coordinator of athletic academic services. Prior to NSU, Gilbert-Lowry served as an academic advisor at the University of Central Florida.

Education: Northern Illinois University, 2001 (psychology), where she lettered four years on the women's gymnastics team and was named MVP her senior year; Ball State University, 2004, earning a master's in sport and exercise psychology, and a minor in counseling.

Personal: A native of Orlando, Fla., Gilbert-Lowry currently lives in Blacksburg.

ACADEMIC EXCELLENCE

The Office of Student Life is also responsible for nominating student-athletes for academic honors and awards. Athletes are nominated for on-campus, Atlantic Coast Conference and national awards. Student-athletes with a 3.0 GPA are rewarded and honored on the Athletic Director's Honor Roll. In 2010-11, 362 student-athletes were named to this prestigious list, just slightly lower than the 370 who were honored during 2009-10.

COMMUNITY OUTREACH

Virginia Tech student-athletes are now involved more than ever in the local community. In conjunction with the mission of the Office of Student Life and the Ut Prosim motto, student-athletes are encouraged to volunteer throughout their college experience. Each team partners with a local community organization and volunteers time at community-wide events. Along with large volunteer efforts, student-athletes engage in community support with visits to local hospitals and elementary and middle schools. Community organizations can also request Tech student-athletes to attend local outreach events. Involvement in this program helps maintain and improve the positive relationship between student-athletes and the surrounding community.

In 2010-11, the Virginia Tech basketball team partnered with Special Olympics and participated in events with the organization. The program also works closely with other organizations and programs. Tech basketball players are often visitors to local elementary schools and assisting in community service projects.

OFFICE OF STUDENT LIFE STAFF:

DANNY WHITE

Director of Student Athlete Affairs

BECCA HETERICK SCOTT

Career Coordinator for Student Athletes



Danny White



Becca Heterick Scott

Student-Athlete Academic Support Services

PROVIDING THE TOOLS NEEDED FOR SUCCESS IN THE CLASSROOM

JERMAINE HOLMES

DIRECTOR OF STUDENT-ATHLETE ACADEMIC SUPPORT SERVICES

Responsibilities: As director, Holmes provides leadership for SAASS and, along with his staff, oversees the development and execution of programs aimed to help Hokie student-athletes balance their academic and athletic demands and achieve success in both areas.

Joined VT Staff: January 2009; third year.

Education: B.S. Virginia Tech, 1996 (business); M.S. Virginia Tech, 1998 (resource management).

Of Note: A former Hokie himself, Holmes was a member of the Tech football squad from 1991-1996.

Before Virginia Tech: Holmes served as director of Student Life at Virginia Tech before taking an athletic academic counselor position at Cal State Fullerton. He then returned to Tech in 2009 after serving as assistant director of Student-Athlete Support Services at The Ohio State University. He started with the Buckeyes in 2004 as an athletic academic counselor and was promoted to assistant director of a support unit that served nearly 1,000 student-athletes. Holmes managed that department's day-to-day activities, office operations, facilities and staff, in addition to overseeing the academic support programs for all student-athletes and serving as the academic counselor for Ohio State's football and track programs.

Family: Holmes and his wife LaTanya reside in Blacksburg with their son Aiden and infant daughter Ava.



Student-Athlete Academic Support Services (SAASS) is committed to providing a comprehensive academic and personal development program with counseling and advising for student-athletes, offering academic counseling to ensure students receive a complete system of support consistent with university and NCAA policies.

Student-athletes have access to the department's spacious facilities, located in the West Side of Lane Stadium. Opened during the 2006-07 academic year, the SAASS suite, located in the Quillen Family Academic Center, features 18 private tutor rooms, a state-of-the-art classroom, a 36-station computer lab with printer access, a conference room, three quiet areas for reading and studying and a reference library. The office is available between classes, after practice and in the evenings. Hours of operation are flexible and may be tailored to maximize the student-athlete's limited time. The collection of SAASS programs housed in Lane Stadium guarantees that all student-athletes achieve success during their time at Virginia Tech.

SAASS STAFF:

KATIE CROSS

Associate Director

SARAH ARMSTRONG

Associate Director

MIKE SWANHART

Assistant Director

GREG BEATTY

Assistant Director

REGINA GARRETT

Assistant Director

BETH NOTEWARE

Learning Specialist

DANIEL PARSONS

Learning Specialist

ERICA HAMPTON

Academic/Tutor Coordinator

TERRIE REPASS

Administrative Assistant

CORY BYRD

Intern

AVAILABLE ACADEMIC SERVICES

ATHLETIC TRANSITIONS

Freshman student-athletes – A required course designed to ease the transition from high school to college.

ORIENTATION

Freshman and transfer student-athletes – SAASS schedules team and individual sessions to acclimate new students to Virginia Tech.

TUTORING

All student-athletes – Individual and group tutoring appointments are available on-site.

ACADEMIC PROGRESS

Freshman and transfer student-athletes – Professors send academic progress reports to his/her athletic advisors twice a semester.

SAASS COMPUTER LAB

All student-athletes – The lab features computer and printer access conveniently located in Lane Stadium.

ACADEMIC RECOGNITION

Qualified student-athletes – SAASS recognizes each student-athlete with a GPA of 3.0 and above at the end of each semester on the Athletic Director's Honor Roll.

STUDY HALL

Freshman student-athletes and upperclassmen with a GPA below the team requirement – Study Hall is mandatory for all freshmen, transfers and currently enrolled students with an overall GPA below 2.30.

ADVISING/COUNSELING

All student-athletes – SAASS works closely with each student's academic advisor within the college of their major.

ACADEMIC AND ATHLETIC ELIGIBILITY

All student-athletes – The department monitors each student-athlete's academic record to ensure that they are making progress toward their degree.

WEBSITE: saass.vt.edu

Athletic Performance


ONE OF THE NATION'S TOP PROGRAMS HELPS STUDENT-ATHLETES GET BIGGER, FASTER AND STRONGER

Having a top-flight strength and conditioning program is one of the most important aspects of a successful college basketball program. Long before players ever step on a court in competition, the truly successful ones have dedicated themselves to the long hours of preparation it takes to be the best. The Virginia Tech strength and conditioning program is perfectly suited to develop successful student-athletes. And with the increased space in the Hahn Hurst Basketball Practice Center, this has proven even more so for the Hokies in the past two years.

Under the direction of assistant athletics director for athletic performance Mike Gentry, the Virginia Tech strength and conditioning program is among the best in the nation, helping to make the women's basketball program one of the best as well. Terrance Vinson is the strength and conditioning coach for the women's team under the supervision of the director for basketball programs, David Jackson. The results of hard work by the staff and the student-athletes have paid



Terrance Vinson



Brittni Montgomery works out in the Hahn Hurst strength facility.

huge dividends as the Hokies have continually shown improvement in this area.

The women's basketball team trains in the 4,000-square foot strength and conditioning center in the Hahn Hurst Basketball Practice Center. This dedicated weight room facility features free-weight equipment, a full line of Hammer Strength equipment, and four platforms. With this facility, Hokie basketball

players do not need to split time between different weight rooms; everything needed to build a winner is under one roof.

Tech also has the use of a 10-by-40-yard sand pit located outdoors and adjacent to the weight room in the Merryman Center. This pit is used for resistive running drills to improve speed. The Hokies also have the practice fields for use in running drills.

DR. MIKE GENTRY

ASSOCIATE ATHLETICS DIRECTOR FOR ATHLETIC PERFORMANCE

Responsibilities: As associate athletics director for athletic performance, Gentry's duties include overseeing the strength and conditioning training of athletes in all 21 varsity sports at Virginia Tech, and he is directly involved in training the football team. Gentry also supervises the sports nutrition and sport psychology programs.

Joined VT Staff: 1987; 25th season.

Record at Virginia Tech: Gentry was inducted into the USA Strength and Conditioning Coaches Hall of Fame in 2010. He was named the second-annual Samson Strength & Conditioning Coach of the Year in the March 2005 issue of American Football Monthly.

In May 2003, Gentry was honored by the Collegiate Strength and Conditioning Coaches when he was named a Master Strength and Conditioning Coach. Gentry is currently one of only 36 coaches in the country to have received the CSCC's highest award. In 1995 and 1996, Gentry was recognized by the National Strength and Conditioning Association as a finalist for the National Strength and Conditioning Professional of the Year.

Prior to Virginia Tech: Gentry worked as an assistant strength coach at UNC and as the head strength coach at East Carolina University prior to coming to Virginia Tech in February 1987.

Education: Western Carolina, 1979 (physical education); UNC Chapel Hill, 1981 (master's degree); Virginia Tech, 1999 (doctorate; curriculum and instruction with emphasis in motor behavior).

Family: Gentry has a son, Roy Christopher (Bo), 21, a member of the Hokie football team. Gentry is married to the former Wendy Ann Williams.



Sport Psychology

Virginia Tech offers another important service to all of its student-athletes – sport psychology. Dr. Gary Bennett coordinates the sport psychology department, which offers psychological and performance enhancement services for student-athletes. Bennett works to serve the needs of Tech student-athletes. He is also employed at the Cook Counseling Center on campus.

The sport psychology department offers an injury group to afford injured athletes the opportunity to meet with a sport psychologist and other injured athletes and talk about the recovery process. On average, Bennett conducts 30 individual sessions per week and meets weekly with teams as the need arises.

The response to the sport psychology program has been positive. The student-athletes are very receptive to the services offered by the doctors. The sport psychology office reaches out to athletes who may not have considered going to the counseling service that is offered to all students at Virginia Tech.

Sports Nutrition

Eating healthy and choosing nutritious diets are important aspects of a Virginia Tech student-athlete's life, and that's why the athletics department implemented the sports nutrition program in July of 2002. Jennie Schafer is the department's director of sports nutrition.

The nutrition program offers individual and team education to student-athletes concerned with lean muscle gain, fat loss, dining hall eating, eating for energy and other performance issues.

It offers student-athletes the opportunity to use the Bod Pod, which measures body composition (body fat and lean body mass percentages). Research shows that lean muscle mass increases athletic performance, so the machine helps student-athletes reach their potential.

Student-athletes also have other resources available to them, including the Nutrition Oasis, which provides recovery drinks, fruit and bagels, and Quick and Easy Recipe Books, which are designed to help student-athletes shop for healthy foods.

The nutrition staff provides educational materials as well and is available for one-on-one consultations with student-athletes regarding their nutrition needs and goals.

DR. GARY BENNETT

SPORT PSYCHOLOGIST

Responsibilities: Bennett meets with student-athletes on an individual basis for personal counseling and to discuss the mental aspects of the game. He also works on team building, communication and performance enhancement. Bennett has taught and supervised pre-doctoral level interns.

Joined VT Staff: 2000 (Full time since 2007); 12th year.

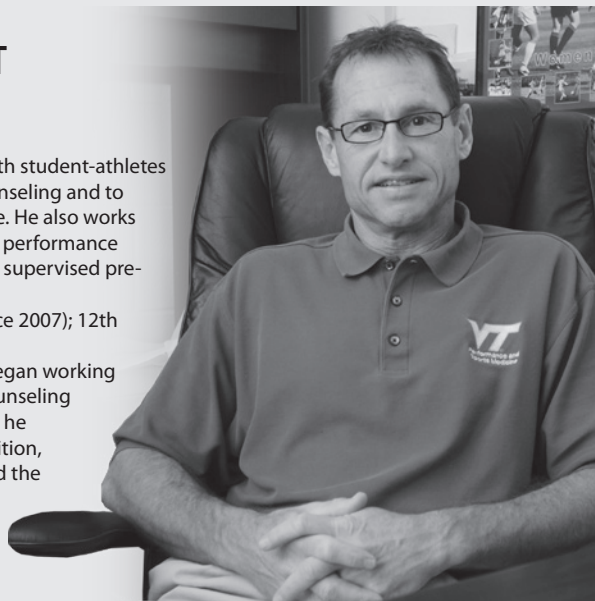
Record at Virginia Tech: Bennett began working at Virginia Tech in 1995 at the Cook Counseling Center. Now, as the sport psychologist, he also serves on the committees for nutrition, performance and substance abuse; and the planning committee for the "Summit for Student-Athlete Success" events. He also works with various teams in the area of performance enhancement.

Education: Centre (Ky.) College, 1981, B.A.

English, where he played baseball; University of Kentucky, 1988, master's in rehabilitation counseling; UK, 1995, Ph.D. in counseling psychology.

Of Note: Bennett is licensed as a clinical psychologist and has additional training in sport psychology. He is certified as a sport psychology consultant by the Association of Applied Sport Psychology and is a member of Division 47 (Exercise and Sport Psychology) of the American Psychology Association.

Personal: Bennett lives in Blacksburg and enjoys playing golf and basketball, as well as hiking and skiing, in his spare time.



JENNIE SCHAFER

DIRECTOR OF SPORTS NUTRITION

Responsibilities: Schafer is responsible for all nutrition and performance related concerns for varsity student-athletes including individual counseling, team talks, body composition analysis using the Bod Pod, recovery nutrition plans, grocery store tours, travel menu planning, and supplement education.

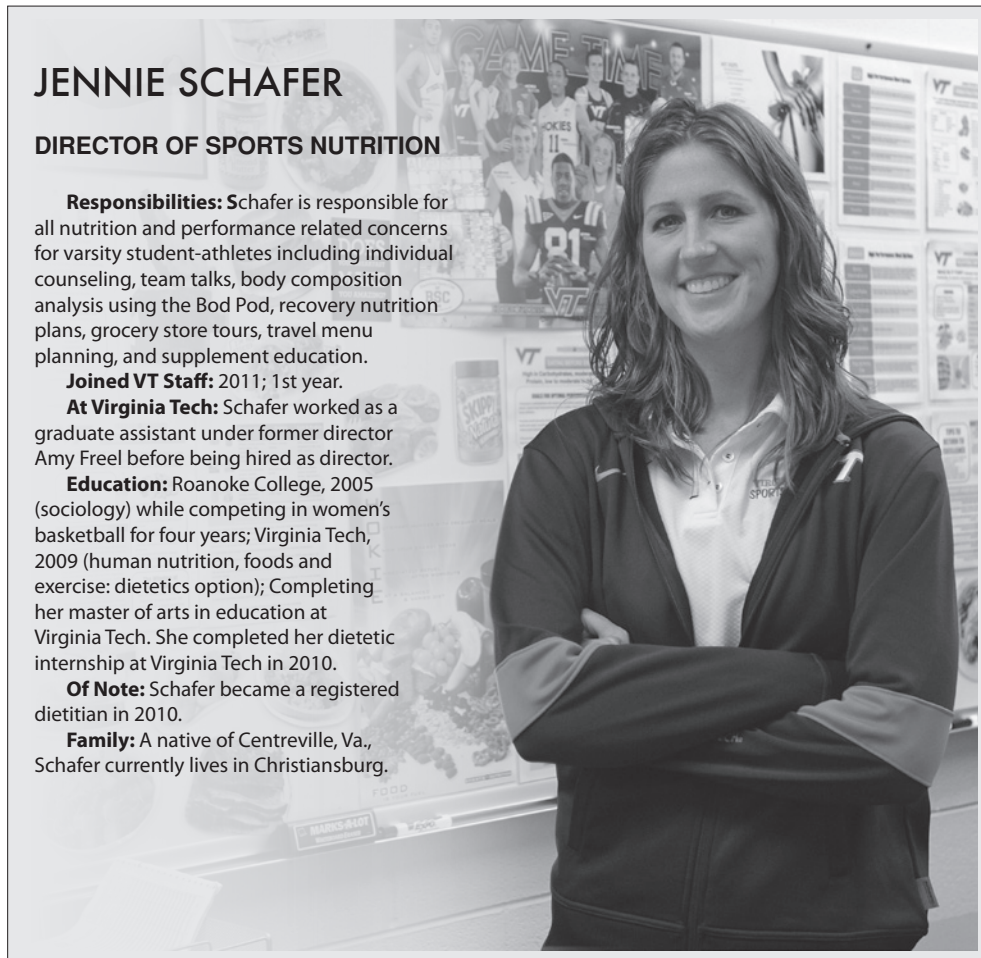
Joined VT Staff: 2011; 1st year.

At Virginia Tech: Schafer worked as a graduate assistant under former director Amy Freel before being hired as director.

Education: Roanoke College, 2005 (sociology) while competing in women's basketball for four years; Virginia Tech, 2009 (human nutrition, foods and exercise: dietetics option); Completing her master of arts in education at Virginia Tech. She completed her dietetic internship at Virginia Tech in 2010.

Of Note: Schafer became a registered dietitian in 2010.

Family: A native of Centreville, Va., Schafer currently lives in Christiansburg.



Sports Medicine

PROVIDING THE HOKIES WITH EXPERIENCED, PROFESSIONAL CARE

The Sports Medicine Department at Virginia Tech is constantly evolving to incorporate new ideas utilizing state-of-the-art resources for the betterment of all Hokie student-athletes. Under the leadership of Associate Athletics Director for Sports Medicine Mike Goforth, the department is constantly improving and developing new strategies to provide the most current and comprehensive care.

Their team of certified athletic trainers, orthopaedic surgeons, Board Certified primary care physicians, chiropractors, physical therapists, sport psychologists, nutritionists, massage therapists and orthotists are available on site to manage the health care needs of Tech athletes. The staff continually looks for ways to enhance the services provided for their athletes as evidenced by its participation in local and national projects pertaining to related topics such as concussion management, prevention of antibiotic resistant types of staph infection (MRSA), high ankle sprains and collegiate health care management strategies. Research is considered instrumental to the sports medicine department. The department has participated in several projects with the engineering department and school of education, respectively.

Tech is entering its ninth full year in the 4,300-square-foot Eddie Ferrell Memorial Training Room, which consolidated the training rooms that existed in the Merryman Center and Cassell Coliseum. The facility gives the training staff a centralized area to care for the needs of all Virginia Tech student-athletes. There is top-

of-the-line equipment and a unique style of architecture, developed by Glenn Reynolds, AIA and Larry Perry as the consulting engineer. In 2010, Reynolds again helped Tech spearhead another 3,000-square-foot expansion of the training room that will be completed by 2013.

The Ferrell Training Room nearly doubled the size of the former Merryman Center facility. Tech now has more than 10,000 square feet dedicated to sports medicine, placing it in the top five percent nationally. The \$10 million Merryman Center includes 2,400 square feet of medical space and a physician's suite. The suite is equipped with a new state-of-the-art X-ray system, a fluoroscopy unit and a minor procedure room. The training room also has offices for the staff, dozens of training tables, two cold tubs, whirlpools, an underwater treadmill, a Biodex System 3 and various other pieces of rehabilitation equipment and treatment modalities.

As of August 2009, the Sports Medicine facilities now include a 1,600-square-foot athletic training room in the Hahn Hurst Basketball Practice Center. This training room is the center of activity for treatment, rehabilitation and injury prevention for Tech's basketball program. Always on the cutting edge of technology and health care for its student-athletes, the facility includes hot and cold tubs, electric stimulation, ultrasound, hot and cold packs, massage units, physician exam areas and an Alter G treadmill that utilizes state of the art technology to allow recovering athletes to walk and run at a fraction of their body weight, enhancing their rehabilitation

and allowing them to stay in shape while they are out of competition. Virginia Tech is one of only a handful of NCAA programs to implement the Alter G into the sports medicine program.

Athletes have many options to help prevent or protect them from injuries. The sports medicine staff takes great pride in treating athletes year-round. Special attention is paid to off-season activity. The staff will analyze past injury data from each participant and construct a preventative program that is followed over a nine-week period between the end of the season and the beginning of spring practice. This same procedure is followed during the summer.

A vital part of student-athlete medical services is access to the Lewis-Gale Hospital at Montgomery's SWVA Center for Orthopaedics and various specialty services offered through HCA Southwest Virginia and its affiliated hospitals.

"We are privileged to have access to the finest physicians and services that HCA has at its disposal," said Goforth. "It is comforting knowing that our local hospital has the best care available in this region of the country for our student-athletes."

If physical therapy is needed, student-athletes can be seen in the Ferrell Training Room by physical therapists Chris Rogers and Erin Gibson, both of whom play a large role in the overall program developed to return an injured athlete to 100 percent. Team chiropractor, Dr. Greg Tilley, provides Tech athletes with specialized treatment for spine-related conditions and plays a huge role in performance enhancement through various chiropractic techniques.

Team orthopaedic surgeons Dr. Marc Siegel and Dr. James Farmer bring a wealth of experience and skill to assist when athletes need orthopaedic consultation for certain types of sports-related injuries.



Amy Doolan, D.O.
Team Physician



Amy Kunigonis
Athletic Trainer



MIKE GOFORTH ASSOCIATE A.D. FOR SPORTS MEDICINE

Responsibilities: As associate athletics director for sports medicine, Goforth oversees healthcare needs of all student-athletes and organizes all trainers and doctors while supervising all other services Tech offers.

Joined VT Staff: 1998; 13th year.

Prior to Virginia Tech: Goforth came to Tech from the Hamilton Medical Center/Bradley Wellness Center in Dalton, Ga., where he was the director of wellness and sports medicine. He has an extensive background in sports medicine, working at East Tennessee State University, William Fleming High School, Tusculum College, Greene County Sports Medicine/Industrial Cooperative and Pioneer Sports Medicine/Physical Therapy Clinic. He also has numerous opportunities to consult on program development throughout the country.

Education: East Tennessee State University, 1991, physical education; Virginia Tech, 1995, master's in sport management.

Family: Goforth and his wife, Tracy, a teacher at Blacksburg Middle School, have two sons – Ethan, 14, and Luke, 10.

Virginia Tech Alumnae

Virginia Tech is a public institution with a world-renowned reputation in high-technology fields, such as engineering, architecture and the sciences. The university teaches more than 28,000 students, including 1,500 international students representing 110 countries. Virginia Tech offers more than 70 undergraduate and nearly 150 master's and doctoral degree programs taught by nationally and internationally recognized scholars.

Many Virginia Tech women's basketball players have gone on to have successful careers with both large and small companies. The following are just a few examples of the success obtained by Virginia Tech women's basketball alumni. These former players demonstrate on a daily basis the results of Tech's commitment to excellence for all student-athletes.

Former Player	Class	Former Player	Class
Britney Anderson	2007	Erin Gibson	2005
Recruiter for M.C. Dean		Physical Therapist	
Jackie Ansley	1985	Lisa Griffith	1993
Owner and CEO Sports Performance Specialist		Elementary School Physical Education Instructor	
Cathy Hall Arocho	1979	Lisa Guarneri	2002
VP of Finance, IT consulting firm		Co-owner Calvary Consulting	
Stephanie Green Ballein	1989	Amber Hall	2009
Director of Student-Athlete Support Services/SWA, Radford University		University of Florida Law Student	
Reneé Maitland Banks	1998	Lisa Haney	1988
Process Engineer, GGB Manufacturing Company		Math Instructor, Monticello High School	
Thea Bertola	1977	Kathy Hanover	1983
Guidance Counselor, Monticello (Va.) HS/Co-owner, Blue Ridge Property Management		Elementary School Physical Education Instructor	
Lindsey Biggs	2010	Laura Haskins	2009
Professional basketball player in Holland		University of Virginia Law Student	
Michelle Bain Brink	1988	Sarah Hicks	2002
Nike Footwear Sales Manager, Foot Locker Europe		Strategic Sales Manager, Cars.com	
Anita Brockette	1976	Michelle Hollister Houseright	1999
Varsity Basketball Coach, Crozet, Va.		Senior Sales Specialist - Cardiovascular Business, Eli Lilly and Co. Pharmaceuticals	
Stacy Brown Rosser	1997	Roshana Jackson	2006
Social Worker in Children's Developmental Services Agency		UPS employee	
Dawn Chriss	2006	Shavena Jamierson	1991
Quality Improvement Specialist, Foundations for Home and Community/Assistant JV & Varsity Basketball Coach at Academy of Holy Cross		Military Warrant Officer/Real Estate broker	
Brittany Cook	2009	Nicole Jones	2002
Second year medical student, Edward Via Virginia College of Osteopathic Medicine		Director of Marketing, KETTLER, Inc.	
Kirby Copeland	2007	Chris Johnson	1997
Professional basketball player, France		Director of Marketing and Technology, Pegasus Assoc. Lighting	
Betty Glover Cornwell	1974	Pamela Johnson	1985
Shipping & Receiving Supervisor, James Madison Bookstore		Department Manager, Lowe's	
Allison Craig	1992	Cyndi Justice	1991
Adjunct English Professor, SUNY-Albany		Assistant Basketball & Volleyball Coach, Bridgewater College	
Nare Diawara	2007	Dana Walvius Karr	1990
Professional basketball player, France		Parish nurse and home school mom	
Kelly Drinka	1999	Angie Kelly	1986
FedEx Courier		Special Education Teacher/Coach, Heritage (Va.) High School	
Utahya Drye	2010	Sharon Kelly	1974
Professional basketball player in Spain		Retired FBI Special Agent	
Angela Donnell	1995	Ieva Kublina	2004
Mental Health Social Worker		Professional basketball player, Russia	
Maureen Donovan	1987	Pauline Landes	1981
Global Marketing Manager, Southco, Inc.		Director of Child Care, Douglas County (Colo.) School District	
Amy Wetzel Doolan	2001	Peggy Hall Lee*	1973
Licensed Family Medicine Physician		Retired, worked as a school nutrition director for 30 years, currently works with the National Dairy Council and their Fuel Up to Play60 program with the NFL	
Rayna DuBose	2007	Robin Lee	1985
Motivational Speaker		Clinical Director for a non-profit agency	
Kathy Duncan	1980	Lisa Leftwich	1995
Fine Arts Supervisor, Montgomery County Schools		Residential Property Management	
Julie Easter	1981	A.J. Lemaitre	2009
Part-time sales		Master's Candidate in business administration, Virginia Tech	
Angie Gray	1995	Missy Lemons	2000
Brand Manager, Scotts Miracle-Gro Company		Doctor of Physical Therapy at a private practice	
Amy Byrne Feathers	1990	Emily Lipton	2003
Freelance Architect		Medical Device Sales, Boston Scientific	
Mary Beth Bergmann Fischer	1991	Sue Logsdon	1994
Homemaker		Compliance Coordinator for the Institutional Review Board, University of Nebraska Medical Center	
Megan Finnerty	2007	Carrie Mason Melat	2006
Sales representative, Coca-Cola		Accountant, Joy Mining Machinery	
Helena Flannagan	1979	Candy Michel	1990
Maintenance manager/scheduler, Consumers Energy		Business Systems Analyst, Bull Moose Tube Co./Third year law student, St. Louis	
Judy Fowler	1994	Jamie Osborne Little	1988
Physical Education Specialist, Colfax (NC) Elementary		Homemaker	
Jeni Garber	1991	Suzanne Mott	1988
Head Coach, Quincy University		Special Education Teacher, Queensbury (N.Y.) High School	
Kerri Gardin	2006	Katie O'Connor	1999
Professional basketball player, Spain - WNBA Conn. Sun		Assistant Basketball Coach, University of Virginia	
Terri Garland	1996	Sandy Collins Odend'hal	1982
Fire Fighter, Charlotte, N.C.		Homemaker	

Continued

Virginia Tech Alumnae

CONTINUED

Former Player	Class
Noreen Brennan Pecsok	1985
Division III Basketball Coach, Middlebury College	
Jenny Root Price	1995
Homemaker	
Julie Walch Pruitt	1995
Nurtur Program Coordinator, Duke University School of Medicine	
Fran Recchia	2005
Assistant Women's basketball coach, Radford University	
Melanie Retzke*	1973
Senior Business Systems Analyst, PPD	
Kim Seaver Robbins	2000
Fourth grade teacher	
Karen Robertson*	1973
Application Analyst, Carilion Clinic	
Stacy Brown Rosser	1997
Case Manager, Children's Developmental Services Agency	
Eileen Roche	1982
Assistant Athletic Director of Operations, Stanford women's basketball	
Louisa Sam*	1974
Retired	
Joely Scott	1992
Pursuing Law Degree/Freelance Graphics Design Illustrator	

Former Player	Class
Cindy Smith Rental	
Property Manager, Charlottesville, Va.	
Taiqua Brittingham Stewart	1985
Financial Analyst	
Suzy Stone	1986
Realtor	
Kim Albany Sutlive	1982
Part-time K-8 PE instructor	
Kristin Burke Thompson	1995
Naval officer - Fighter pilot	
Lynette Nolley Vest	1998
Special Education teacher/basketball coach, Floyd County (Va.) High School	
Christi Osborne Vest	1995
Homemaker	
Joyce Waddy	1987
Senior Corrections Officer, Va. Department of Corrections	
Valerie (Mimi) Walters	1980
Teacher and Coach, Bryn Mawr School	
Lisa Witherspoon	1999
Asst. professor, Univ. of South Florida/Dir. of USF Active Gaming Research Laboratories	

* Member of the original club team that paved the way for the varsity women's basketball program at Virginia Tech.

Athletics Communications Staff



DAVE SMITH
Assistant AD, Athletics
Communications
Football
Office: 540-231-9965
Email: vtsid@vt.edu



RACHEL PERREAULT
Athletics Communications
Assistant
Volleyball, Lacrosse
Office: 540-231-2228
Email: rachelp5@vt.edu



DAVE KNACHEL
Director of Photography
Office: 540-231-8816
Email: dknachel@vt.edu



BRYAN JOHNSTON
Associate Director, Athletics
Communications
Football, Wrestling, Softball
Office: 540-231-3387
Email: blj@vt.edu



JIM RODRIGUEZ
Intern, Athletics
Communications
*Men's Soccer, Cross Country,
Track & Field*
Office: 540-231-6892
Email: jmrodrig@vt.edu



DAMIAN SALAS
Webmaster
Office: 540-231-8816
Email: dsalas@vt.edu



BILL DYER
Associate Director, Athletics
Communications
Men's Basketball, Men's Golf
Office: 540-231-8852
Email: wdyer@vt.edu



KELLY SHUMAN
Intern, Athletics
Communications
*Women's Soccer, Swimming &
Diving*
Office: 540-231-1494
Email: kellys3@vt.edu



JIMMY ROBERTSON
Inside Hokie Sports
Office: 540-231-4134
Email: jrob@vt.edu



APRIL GOODE
Associate Director, Athletics
Communications
*Women's Basketball, Men's &
Women's Tennis*
Office: 540-231-8823
Email: a.goode@vt.edu



DONNA SMITH
Administrative Assistant,
Athletics Communications
Office: 540-231-6726
Email: sidsec@vt.edu



MARY FRANCES CZARSTY
Graphic Design
Office: 540-231-6756
Email: mfczars@vt.edu



MARC MULLEN
Assistant Director, Athletics
Communications
Baseball, Inside Hokie Sports
Office: 540-231-1894
Email: marcm@vt.edu



ANNE PANELLA
Director of Publications
Office: 540-231-7684
Email: apanella@vt.edu



STACEY WELLS
Graphic Design
Office: 540-231-6329
Email: stacey-wells@vt.edu

Keeping Up with the Hokies

VISIT THE WEBSITE


hokiesports.com

Virginia Tech's official website is your one-stop source for information about the 21 varsity sports in which the Hokies compete



SUBSCRIBE

Inside Hokie Sports is a monthly magazine providing continuing coverage of the Hokies' 21 varsity sports including Roth Report and monthly columns, Hokie Club news, in-depth features, stories on current and former Virginia Tech athletes, and updates on Hokies in the professional ranks



GET IT FREE VIA EMAIL

Hokiesports Weekly is an online publication featuring exciting photography, quick updates and interesting items about athletics at Virginia Tech

LIKE US ON FACEBOOK



Virginia Tech Athletics is an interactive Facebook fan page full of things going on with Hokie Sports



FOLLOW US ON TWITTER

Timely tweets for individual sports by members of the Athletics Communications staff

CAMPUS ROAR

YOUR SCHOOL. YOUR SQUAD. YOUR WORDS.

NIKEBASKETBALL.COM





BLACKSBURG

A GREAT PLACE TO SPEND FOUR YEARS OR A LIFETIME!





2011 – 2012 SCHEDULE

Nov. 11	Fri.	at Old Dominion	7 p.m.
16	Wed.	CHARLOTTE	7 p.m.
19	Sat.	at George Washington	2 p.m.
21	Mon.	WILLIAM & MARY	7 p.m.

SMC Concord Hilton Tournament

25	Fri.	at St. Mary's	10 p.m.
26	Sat.	vs. Quinnipiac/Minnesota	9/11 p.m.

Big Ten/ACC Challenge

30	Wed.	at Iowa	8 p.m.
Dec. 6	Tue.	at Penn State	7 p.m.
11	Sun.	NC CENTRAL	2 p.m.
18	Sun.	at UCF	2 p.m.
21	Wed.	at Florida Gulf Coast	7 p.m.

HILTON GARDEN CLASSIC (Cincinnati, High Point, UMBC)

28	Wed.	vs. CINCINNATI	7 p.m.
29	Thu.	vs. HIGH POINT/UMBC	7 p.m.
Jan. 2	Mon.	at Clemson*	7 p.m.
5	Thu.	at Boston College*	7 p.m.
8	Sun.	FLORIDA STATE*	2 p.m.
12	Thu.	at Virginia*	7 p.m.
15	Sun.	DUKE*	2 p.m.
19	Thu.	NORTH CAROLINA*	5 p.m.
23	Mon.	at Miami*	7 p.m.
26	Thu.	at Maryland*	7 p.m.
29	Sun.	NC STATE* (RSN)	1 p.m.
Feb. 3	Fri.	CLEMSON* (RSN)	6:30 p.m.
5	Sun.	at Florida State*	2 p.m.
13	Mon.	BOSTON COLLEGE*	7 p.m.
15	Wed.	at Duke* (RSN)	7 p.m.
19	Sun.	VIRGINIA*	2 p.m.
23	Thu.	GEORGIA TECH*	7 p.m.
26	Sun.	at Wake Forest*	2 p.m.

Mar. 1-4 Thu.-Sun. 35th Annual ACC Tournament TBA

*Home games in BOLD CAPS - * indicates ACC games
All times eastern - Dates and times subject to change
RSN - Fox Sports Net South, ComCast SportsNet, SunSports, New England Sports Network*



PORSCHIA HADLEY