

REIGNING




HOKIES



Kirby Copeland



Nare Diawara



Britney Anderson



2006-2007

WOMEN'S BASKETBALL



Coach Beth Dunkenberger has led the Hokies to the NCAA Tournament during each of her two years at Virginia Tech, and looks to extend the Hokies' postseason streak to 10 consecutive years

An aerial view of a basketball game in progress at Cassell Coliseum. The arena is filled with a large crowd of spectators. The court is brightly lit, and players are visible on the court. A banner above the court lists years from 1994 to 2003, with "NCAA" and "NT" (NCAA Tournament) labels. The text "THIS IS VIRGINIA TECH WOMEN'S BASKETBALL" is overlaid in large, bold, white letters with a red outline.

**THIS IS VIRGINIA TECH
WOMEN'S BASKETBALL**

**CASSELL COLISEUM
"HOME OF THE HOKIES"**

VIRGINIA TECH HOKIES



2006-2007 SCHEDULE

Nov.	1	Belmont Abbey (Exhibition)	7 p.m.
	6	Wingate (Exhibition)	7 p.m.
	10	Radford	5:30 p.m.
	12-14	BASKETBALL TRAVELERS CLASSIC, at Baton Rouge, La.	
	12	vs. Howard	5:15 p.m.
	13	vs. West Virginia	5:45 p.m.
	14	at LSU	8 p.m.
	18	Delaware State	1 p.m.
	24-25	PEPPERDINE TOURNAMENT, at Malibu, Calif.	
	24	vs. Iowa State	4 p.m.
	25	vs. Pepperdine/Tennessee Tech	4/6:30 p.m.
	28	William & Mary	7 p.m.
Dec.	2	Charlotte	7 p.m.
	5	at Liberty	7 p.m.
	18	East Tennessee State	7 p.m.
	21	at Alabama-Birmingham	8 p.m.
	28-29	LADY LUCK CLASSIC, at Blacksburg, Va.	
	28	Winston-Salem State	7 p.m.
	29	Detroit/New Hampshire	7 p.m.
Jan.	2	Wake Forest*	7 p.m.
	4	at North Carolina*	7 p.m.
	7	Duke* (RSN)	12:30 p.m.
	10	vs. UNC Greensboro#	5 p.m.
	15	Florida State* (RSN)	2 p.m.
	18	at Wake Forest*	7 p.m.
	22	at Virginia* (RSN)	7 p.m.
	25	Miami*	7 p.m.
	29	at Duke* (RSN)	7 p.m.
Feb.	3	Morehead State	2 p.m.
	5	Georgia Tech*	7 p.m.
	8	at Maryland*	7 p.m.
	11	at Clemson*	2 p.m.
	15	Virginia*	7 p.m.
	18	NC State* (RSN)	Noon
	23	at Boston College* (RSN)	7 p.m.
Mar.	1-4	ACC TOURNAMENT, at Greensboro, N.C.	TBA

*Home games **BOLD**; All times eastern; Dates and times subject to change
* indicates ACC games; #Greensboro Coliseum*

RSN - FSN South, Comcast Sports Net, SunSports, New England Sports Network

Virginia Tech has advanced to four consecutive NCAA Tournaments and five in the last six years, which continues to generate tremendous excitement in Cassell Coliseum. The Hokies have been ranked among the nation's leaders in attendance the past six years.

By the Way, What Is a Hokie?

That's the most often-asked question in Virginia Tech athletics. The answer leads all the way back to 1896 when Virginia Agricultural and Mechanical College changed its name to Virginia Polytechnic Institute. With the change came the necessity for writing a new cheer and a contest for such a purpose was held by the student body. Senior O.M. Stull won first prize for his "Hokie" yell, which still is used today. Later, when asked if "Hokie" had any special meaning, Stull explained the word was solely the product of his imagination and was used only as an attention-getter for his yell. It soon became a nickname for all Tech teams and for those people loyal to Tech athletics. The official school colors — Chicago maroon and burnt orange — also were introduced in 1896. They were chosen because they made a "unique combination" not worn elsewhere at the time.

MEDIA INFORMATION

The 2006-2007 Virginia Tech women's basketball guide has been designed to aid the media in its coverage of Hokie basketball. Additional information, news releases and photographs are available to accredited members of the media. All requests should be directed to the Sports Information Office. Please contact us by writing to the Virginia Tech Sports Information Office, 460 Jamerson Athletic Center, Blacksburg, VA 24061. If you would like to call, please phone (540) 231-6726. The Sports Information fax number is (540) 231-6984.

Press Credentials

Requests for press credentials are screened with care to ensure a working press row. Children and other non-workers are not allowed in compliance with the working code of The Basketball Writers Association of America. Credentials will be granted to Virginia Tech's official Web site, the visiting team's official Web site and the Atlantic Coast Conference's official Web site.

Requests for media credentials should be made in writing on appropriate letterhead at least one week prior to the game. Requests should be directed to Torye Hurst. You are urged to submit your request as early as possible. A reminder — no cheering is allowed in the working press area or on press row.

Broadcast Service

Radio space for broadcast of women's basketball games is located on press row at courtside across from the team benches. Lines are available on a reciprocal basis. Please contact the Virginia Tech Sports Information Office as your local contact for broadcast location at Cassell Coliseum.



Beth Dunkenberger and the Hokies get a great deal of media attention in the prestigious Atlantic Coast Conference.

Media Services

A game flip card, game notes, updated statistics and media guides will be available before the game. Complete NCAA statistics will be available as soon as possible after the game, and will be distributed at halftime.

Interviews

All Virginia Tech players and coaches will be available throughout the season for interviews. All interviews with Coach Beth Dunkenberger and players must be arranged through the Sports Information Office.

Postgame Policy

Coach Beth Dunkenberger and players will be available to the media after each home game. After a 10-minute cooling-off period, Coach Dunkenberger and requested players will speak to the media in Room 207 in Cassell Coliseum.

Listening to the Hokies

For the tenth straight year, the Hokies will have a commercial radio package. All Virginia Tech women's basketball games can be heard throughout the Blacksburg-Christiansburg-Radford market on HOT 100 (100.7 FM). Jerry Massey will handle the play-by-play duties in his second season with the team. Web casts of all women's basketball games can be heard by accessing Tech's official Web site — www.hokiesports.com.

ACC on the Web

The Atlantic Coast Conference official Web site can be accessed on the Internet by visiting www.theacc.com.

Information is updated with new material daily. Links to each of the ACC schools' official athletic Web sites are also located on this site.

TheACC.com will have an updated basketball release each afternoon following the day of a game. The ACC Player and Rookie of the Week will be posted on Monday afternoons.

Coaches' Teleconference

The ACC women's basketball coaches will be featured on three teleconferences this season starting at 10 a.m. The teleconferences are scheduled for December 12, January 16 and February 26. Each coach will have approximately ten minutes to make an opening statement and answer questions. There will be an instant replay of each teleconference on the conference Web site, www.theACC.com. The media telephone number is (913) 312-1292.

Cathy Inglese, Boston College.....	10:00
Cristy McKinney, Clemson.....	10:10
Gail Goestenkors, Duke	10:20
Sue Semrau, Florida State	10:30
MaChelle Joseph, Georgia Tech	10:40
Brenda Frese, Maryland	10:50
Katie Meier, Miami	11:00
Sylvia Hatchell, North Carolina.....	11:10
Kay Yow, NC State	11:20
Debbie Ryan, Virginia	11:30
Beth Dunkenberger, Virginia Tech.....	11:40
Mike Petersen, Wake Forest	11:50

Tech Web Site

Notes, releases, statistics and other pertinent information is available on Tech's official athletics department Web site — www.hokiesports.com.

Brittany Cook speaks with the media at a press conference prior to the NCAA Tournament last year.



MEDIA INFORMATION

QUICK FACTS

Name of School: Virginia Tech
City/Zip: Blacksburg, VA 24061
Founded: 1872
Enrollment: 28,000
Nickname: Hokies
Mascot: The HokieBird
School Colors: Chicago Maroon (PMS 208) and Burnt Orange (PMS 158)
Arena/Gym Name: Cassell Coliseum
Capacity: 9,847
Affiliation: NCAA Division I
Conference: ACC
President: Dr. Charles Steger
Alma Mater, Year: Virginia Tech, 1969
Athletics Director: Jim Weaver
Alma Mater, Year: Penn State, 1967
Athletics Department Phone: (540) 231-6796
Athletics Ticket Office: (540) 231-6731

History

First Year Of Basketball: 1976-77
All-Time Record: 506-371
Appearances in NCAA Tournament/Last: 9/2006
All-Time NCAA Record: 8-9
Last NCAA Tournament Opponent: Connecticut
Result: 79-56 loss in Second Round
Appearances in WNIT Tournament Last: 2/2002
All-Time WNIT Record: 4-2
Last WNIT Tournament Opponent: Houston
Result: 77-72 (ot) loss in semifinals

Coaching Staff

Head Coach: Beth Dunkenberger
Alma Mater, Year: Randolph-Macon, '88
Record at School (years): 38-22 (3rd year)
Career Record (years): 103-72 (7th year)
Basketball Office Phone: (540) 231-4998
Best Time/Day to Reach Coach: Through SID
Assistant Coaches
 Shellie Greenman (Emory & Henry, '88)
 Bobbie Kelsey (Stanford, '96)
 Stacy Cantley (UNC Wilmington, '99)
Director of Basketball Operations
 Jill Jameson (Northern Iowa, '92)
Graduate Assistant
 Lindsay Reynolds
Athletic Trainer
 Megan Rittler (Salisbury, '02)

Sports Information

Women's Basketball SID: Torye Hurst
Office Phone: (540) 231-8823
SID Fax: (540) 231-6984
Home Phone: (540) 998-5907
Cell Phone: (540) 998-5907
E-mail Address: tohurst@vt.edu
Sports Information Director: Dave Smith
Associate SID: Anne Panella
Assts: David Knachel, Bill Dyer, Bryan Johnston
Interns: Matt Kovatch, Amanda McClure, Kellie Tilton
Press Row Phone: (540) 231-3048
SID Mailing Address: 460 Jamerson Athletic Center; Blacksburg, VA 24061

Media Information

Radio Station: 100.7 FM
Contact/Play-by-Play Announcer: Jerry Massey
Phone: (540) 287-7158
Athletic Website: hokiesports.com

2006-2007 MEDIA GUIDE

Media Information	2
Quick Facts	3

Virginia Tech Women's Basketball

Virginia Tech and the ACC	6-7
Postseason Regulars	8-9
World-Wide Hokies	10-11
Home Court Advantage	12-13
Cassell Coliseum	14-15
The Tech Locker Room	16-17
Noting the Hokies	18-19

2006-07 Outlook

2006-07 Outlook	22-28
2006-07 Schedule	23
Guards	26
Forwards	27
Centers	28
2006-07 Roster/TV Chart	29

This Is Virginia Tech

The University	32-33
Tech at a Glance	34
University President Dr. Charles W. Steger	35
Campus Landmarks	36-37
Athletics Department Directory	38
Director of Athletics Jim Weaver	39
Management Staff	40-41
The Hokies' Athletic Complex	42-43
A Success Story	44-45
Blacksburg, Virginia	46-47

Support Services

Academic Support Services	50-53
Computer Services	53
Student Life Office	54-55
Strength & Conditioning	56-57
Sport Psychology	58
Sports Nutrition	59
Sports Medicine	60-61
hokiesports.com	62
hokiesports the newspaper	63
Athletic Fund/Hardwood Club	64
Spreading the News	65

The Coaching Staff

Coach Beth Dunkenberger	68-69
A Talk with Beth	70-71
Dunkenberger's Records vs. All Opponents	71
Assistant Coach Shellie Greenman	72
Assistant Coach Bobbie Kelsey	73
Assistant Coach Stacy Cantley	74
Dir. of Basketball Operations Jill Jameson	75
Women's Basketball Support Personnel	76
Nike Advertisement	77

Media Guide Credits

The 2006-07 Virginia Tech Women's Basketball Media Guide was written by assistant SID Torye Hurst and edited by Hurst and assistant SID David Knachel, interns Matt Kovach, Amanda McClure, and Kellie Tilton, and student intern James Brooks. Layout and design by Knachel. Photographs supplied by Knachel, Woody Veasey, Damian Salas and opponents' SID offices. Printing by Southern Printing Co., of Blacksburg, Va.

Virginia Tech does not discriminate against employees, students, or applicants on the basis of race, gender, disability, age, veteran status, national origin, sexual orientation, or political affiliation. Anyone having questions concerning discrimination should contact the Office for Equal Opportunity, 336 Burruss Hall, Blacksburg, VA, 24061-0216 or (540) 231-7500.

Meet the Hokies

Britney Anderson	80-81
Kirby Copeland	82-83
Nare Diawara	84-85
Brittany Cook	86-87
Amber Hall	88-89
Laura Haskins	90-91
A.J. Lemaitre	92-93
Lindsay Biggs	94
Eleanor Brentnall	95
Utahya Drye	96
Shani Grey	97
Lakeisha Logan	98
Vionca Murray	99

2005-06 Season in Review

2005-06 Review	102-105
2005-06 Results	105
2005-06 Statistics	106
Regular Season Recaps	107-115
ACC Tournament Recaps	116
NCAA Tournament Recaps	117

2006-07 Opponents

Radford/Howard	120
West Virginia/LSU	121
Delaware State/Iowa State	122
Pepperdine/Tennessee Tech/William & Mary ...	123
Charlotte/Liberty	124
East Tennessee State/Alabama-Birmingham ...	125
Winston-Salem State/Detroit	126
New Hampshire/Wake Forest	127
North Carolina/Duke	128
UNC Greensboro/Florida State	129
Virginia/Miami	130
Morehead State/Georgia Tech	131
Maryland/Clemson	132
NC State/Boston College	133
All-Time Series Records	134
Year-by-Year vs. '06-'07 Opponents	135

The Atlantic Coast Conference

Virginia Tech Joins the ACC	138
The ACC/ACC Tournament	139-140
Commissioner John Swofford	141

History & Records

Hokie Hoops History	144-145
Postseason Appearances	146-147
Wins Over Ranked Opponents	148-149
Milestone Wins	150
Conference Affiliation History	151
Individual Records	152-153
Team Records	154-155
Miscellaneous Records	155
Single-Game Highs	156
Records by Class	157
Year-by-Year Leaders	158-159
Top Ten Performances	160-161
The 1,000-Point Club	162-164
Cassell Coliseum Records	165
Year-by-Year Results	166-169
Lady Luck Classic Results	170
Lady Luck Classic Records	171
All-Time Letterwinners/Hall of Fame	172
Women's Basketball Alumni	173
Honor Roll	174-175

Virginia Tech's tradition of excellence has been built on nine consecutive postseason appearances and 11 in the past 13 years, including four straight bids to the NCAA Tournament



THIS IS
VIRGINIA TECH
BASKETBALL



VIRGINIA TECH AND THE ACC – WOMEN'S HOOPS AT ITS BEST!

The Virginia Tech women's basketball program has been built over the past decade on a sound foundation of success. The Hokies enter the 2006-07 campaign seeking a tenth consecutive postseason appearance and fifth straight bid to the NCAA Tournament. This year's edition features a blend of the old and new with three seniors returning who will be joined by four sophomores and six freshmen.

Beth Dunkenberger guided the Hokies to a 21-10 record in her second season at the helm, as well as the program's second in the Atlantic Coast Conference. Dunkenberger was a Tech assistant during the Hokies' first two NCAA appearances in 1994 and 1995 before becoming an assistant at Florida, and later achieving her first head coaching job at Western Carolina. She has been a successful recruiter as well, signing Tech's first *Parade* All-American, Tere Williams, and coaching five players at Florida who later played in the WNBA.

The ACC became the fourth conference affiliation for Tech following stints in the Metro, Atlantic-10 and BIG EAST conferences. The Hokies finished tied for sixth in the ACC with a 6-8 league record last year in the toughest conference in the nation. Of Tech's 10 losses last year, five were to NCAA Final Four teams and all but one of the defeats were to teams that advanced to the postseason. The Hokies defeated perennial national power Texas Tech for the second consecutive season to finish undefeated at the Caribbean Classic in Cancun, Mexico, and posted wins over NCAA participants Liberty, Old Dominion, Boston College, Florida State and Missouri as well as defeating WNIT participants James Madison and Virginia.

The 2006-07 schedule will be another challenging one, as the Hokies face all four participants from the 2006 Final Four (Duke, LSU, Maryland, North Carolina), eight teams (Duke, Florida State, LSU, Liberty, Maryland, North Carolina, NC State, Pepperdine) that made the NCAA Tournament field and five (Charlotte, Iowa State, Miami, Tennessee Tech, Virginia) that participated in the WNIT. In addition, the schedule includes five teams (No. 1 Maryland, No. 2 Duke, No. 3 North Carolina, No. 4 LSU and No. 19 Boston College) that ended the year in the ESPN/USA Today Top 25.

The Hokies will face Duke, Virginia and Wake Forest in home and away series while facing NC State, Florida State, Miami, and Georgia Tech at home. Tech will play ACC road games this season at North Carolina, Maryland, Clemson and Boston College.



Beth Dunkenberger has guided Virginia Tech for two years in the tough Atlantic Coast Conference and led the Hokies to a pair of appearances in the NCAA Tournament.

Virginia Tech is among the top 40 programs in the nation in both victories and home attendance over the past six seasons. With an enthusiastic roster, an energetic coaching staff,

a solid fan base and a tradition of success, the Hokies eagerly await another season under Beth Dunkenberger in the Atlantic Coast Conference.



Senior guard Kirby Copeland will lead the Hokies as they seek a tenth consecutive postseason appearance. The Atlantic Coast Conference is the most televised women's basketball league in the nation, and the Hokies will appear on television at least six times this season.



POSTSEASON REGULARS



The Hokies made their fourth consecutive NCAA appearance last season at the University Park, Pa., Regional and posted their largest margin of victory in the NCAA Tournament with a 31-point win over Missouri.

VIRGINIA TECH IN POSTSEASON PLAY

NCAA Tournament

Year	Seed	Region	Qualified	Round	Opponent	Results	Location
1994	8	East	Metro Tournament Champs	1st	Auburn	L 51-60	Blacksburg, Va.
1995	8	East	At-large bid	1st	St. Joseph's	W 62-52	Storrs, Conn.
				2nd	Connecticut	L 45-91	Storrs, Conn.
1998	11	West	Atlantic 10 Tournament Champs	1st	Wisconsin	W 75-64	Gainesville, Fla.
				2nd	Florida	L 57-89	Gainesville, Fla.
1999	4	East	At-large bid	1st	Saint Peter's	W 73-48	Blacksburg, Va.
				2nd	Auburn	W 76-61	Blacksburg, Va.
				Regional	Tennessee	L 68-52	Greensboro, N.C.
2001	7	Mideast	At-large bid	1st	Denver	W 77-57	Lubbock, Texas
				2nd	Texas Tech	L 52-73	Lubbock, Texas
2003	7	East	At-large bid	1st	Georgia Tech	W 61-59	West Lafayette, Ind.
				2nd	Purdue	L 62-80	West Lafayette, Ind.
2004	8	East	At-large bid	1st	Iowa	W 89-76	Blacksburg, Va.
				2nd	Penn State	L 48-61	Blacksburg, Va.
2005	12	College Park, Md.	At-large bid	1st	DePaul	L 78-79	College Park, Md.
2006	7	University Park, Pa.	At-large bid	1st	Missouri	W 82-51	University Park, Pa.
				2nd	Connecticut	L 56-79	University Park, Pa.

WNIT

2000	-	-		1st	Georgia State	W 80-58	Blacksburg, Va.
				Sweet 16	Maryland	L 60-68 (OT)	Blacksburg, Va.
2002	-	-		1st	UNC Greensboro	W 51-45	Blacksburg, Va.
				2nd	George Washington	W 68-52	Blacksburg, Va.
				Quarterfinal	Vermont	W 76-48	Blacksburg, Va.
				Semifinal	Houston	L 72-77 (OT)	Blacksburg, Va.

POSTSEASON REGULARS



Postseason appearances and large crowds have become a mainstay of the Virginia Tech women's basketball program. The Hokies have played in postseason tournaments 11 times in the past 13 years, including the last nine consecutive seasons. Tech's greatest success came in 1999, when the Hokies went 28-3, including 15-0 at home. Tech hosted and won first- and second-round games against St. Peter's and Auburn to advance to the Sweet Sixteen, played in Greensboro, N.C., where it lost to defending national champion Tennessee (above). The Hokies won their first-round 2003 NCAA Tournament game over Georgia Tech at Purdue University (right) on this Carrie Mason runner in the final seconds. In 2004, Virginia Tech and Cassell Coliseum again served as the host for first- and second-round NCAA Tournament games (below).



POSTSEASON REGULARS


WORLD TRAVELERS

The Virginia Tech
Women's Basketball Program
Spans the Globe



EUROPE • 2000

In the summer of 2000, the Hokies enjoyed an 11-day journey in Europe. A highlight of the three-nation tour was a visit to Paris (above). Tech won all four games it played against competition from France and Switzerland.



MALIBU • 2006

Virginia Tech heads to the West Coast this fall to play in the Pepperdine Tournament at Malibu, California.

U.S. VIRGIN ISLANDS • 2003



LAS VEGAS • 2004

In 2004, Virginia Tech traveled across the country to fabulous Las Vegas, where the Hokies enjoyed their stay at the New York, New York Resort while winning the Duel in the Desert tournament.

The Virginia Tech women's basketball team played in the Paradise Jam in the U.S. Virgin Islands over the Thanksgiving holiday in 2003. On the six-day trip, the Hokies won the event, beating Iowa State and Mississippi State, as well as taking advantage of the beautiful Caribbean scenery and climate. The team members took a boat tour, snorkeled, rode jet-skis and spent plenty of time on the beach.

AUSTRALIA • 2004



During the summer of 2004, the Hokies went "down under" for a 12-day excursion to Australia. Sydney Harbour and the Great Barrier Reef were among the many highlights of this once-in-a-lifetime trip.

CANCUN, MEXICO • 2005

The Hokies spent five days in beautiful Cancun last season where they won both games in the Caribbean Classic against Western Michigan and Texas Tech. Tech stayed at the world-class Adventura Spa resort.



ITALY • 2008

The Virginia Tech basketball team will play several games in addition to seeing some of the world's most famous places during its 12-day tour of Italy in the summer of 2008.

HOME-COURT ADVANTAGE




The Hokies have won more than 81 percent of their home games over the past nine years.



HOME-COURT ADVANTAGE

“Cassell Coliseum and the Virginia Tech fans combine to make an electric atmosphere. From the moment our team rushes through the fog to take the court until the final buzzer sounds, there’s no energy quite like what you’ll find in The Cassell. Our fans make the difference at Virginia Tech ... it’s what NCAA basketball is all about!”

— Coach Beth Dunkenberger



TECH'S RECORD IN CASSELL

Season	Record
76-77.....	4-3
77-78.....	4-6
78-79.....	7-8
79-80.....	8-6
80-81.....	7-2
81-82.....	7-5
82-83.....	7-1
83-84.....	9-4
84-85.....	9-4
85-86.....	10-4
86-87.....	9-3
87-88.....	4-7
88-89.....	10-2
89-90.....	7-5
90-91.....	8-6
91-92.....	5-5
92-93.....	13-1
93-94.....	13-1
94-95.....	11-2
95-96.....	9-5
96-97.....	7-8
97-98.....	10-3
98-99.....	15-0
99-00.....	10-6
00-01.....	11-3
01-02.....	15-2
02-03.....	13-1
03-04.....	13-3
04-05.....	10-3
05-06.....	10-4
Total	275-113
	<i>(.709 overall)</i>

HOME-COURT ADVANTAGE

CASSELL COLISEUM

An Outstanding College Basketball Arena

Cassell Coliseum has always proven to be a tough arena for opponents, especially over the past nine seasons in which the Hokies are 107-25 (.811) at home.

The 1998-99 home season gave Hokie fans plenty of drama and excitement, as Tech roared to a 15-0 mark in the friendly confines of the Cassell. Going back two games into the 1997-98 season and extending through the 1999-00 opener, Tech won 18 straight at home.

Over the past five seasons, the Hokies have posted a 61-13 record in Cassell with all 13 losses coming against teams which advanced to the postseason. Tech has been especially tough at home versus non-conference foes defeating 34 of the last 35 and 40 of the last 42. The last two non-conference losses ironically both occurred on March 23, a 77-72 overtime defeat in 2002 against Houston in the WNIT semifinals and a 61-48 loss to Penn State in the 2004 NCAA Second Round.

Equally as impressive as the Hokies' play at home has been the tremendous number


of people who have come to watch them play. Averaging 5,221 fans per game in 1998-99 and having a sell-out at the 10,052-seat arena, Tech shattered its women's basketball attendance marks. In the last eight years, Tech has played before 413,888 fans at home, an average of 3,478 per game. Last season, the Hokies averaged 3,871 for 14 home contests, which ranked 26th in the nation.

Cassell Coliseum was the site of a sub-regional in the 1999 NCAA Tournament. In that marquee event, the Hokies played in front of packed houses and picked up wins over St. Peter's and Auburn to advance to the NCAA Sweet 16. Tech also played

host to the 2004 NCAA women's basketball first and second rounds, with the Hokies defeating Iowa 89-76 in the first round, before falling 61-48 to Penn State in the second round in front of 7,128 fans, the eighth largest crowd for a women's game in Blacksburg.

In the past 14 years, Virginia Tech has posted a 160-42 (.792) mark in home games. Overall, the Hokies have compiled a 275-113 record in Cassell Coliseum for a winning percentage of 70.9 in the 30 years they have played in the campus arena.

On Sept. 17, 1977, Virginia Tech officials and friends dedicated the Coliseum in honor of the



CASSELL COLISEUM

late Stuart K. Cassell. Cassell became a member of the University administration in 1945 after 17 years as a student and teacher at Tech. He successfully convinced the Board of Visitors of the need for a modern basketball facility.

Construction for the main portion of the Coliseum began in 1961. It was completed in December 1964, at a cost of \$2.7 million. Built by T.C. Brittain and Company of Decatur, Ga., it houses the basketball arena, locker rooms, two auxiliary gymnasiums, offices and other athletic facilities.

The Jamerson Athletic Center, connected to the rear of Cassell Coliseum, was completed in 1982 and dedicated in the fall of 1983. It is named in honor of J.E. Jamerson and his son, William E. Jamerson, owners of the firm that built the building.

The complex contains administrative and coaching offices, athletic department accounting and business offices, team and coaches' meeting rooms, a weight room and the Gordon D. Bowman Memorial Club Room on the top floor for Hokie Club members.

Prior to the 1988-89 season, a spring-loaded playing floor was installed in the Coliseum. During 1996-97, the facility was upgraded with a new roof and paint application.



During the 2000-01 season, new video boards were added at both ends of the Coliseum, which are used for live action and video replays during all games.

A seating renovation project was undertaken following the 2001-02 season. All of the seats were dismantled and shipped to a plant in Michigan, where the old paint was stripped off and refinished with a clear wood finish.

Through new projects, renovations and maintenance reserve projects, Cassell Coliseum has undergone approximately \$2.5 million in improvements over the past five years.


Prior to the 2003-04 season, the ambulatory was renovated and now features more accessible concession areas, new flooring, video monitors which allow fans to watch the action when not in the arena and the addition of Hokie Stone to many of the entrances to the seating area.



TOP 10 WOMEN'S CASSELL CROWDS

10,052	Tech 73, St. Peter's 48*	March 13, 1999
9,812	Tech 76, Auburn 61*	March 15, 1999
9,724	Tech 62, Xavier 60	Feb. 5, 1999
8,373	Tech 65, St. Joseph's 56	Jan. 22, 1999
8,079	Tech 66, George Washington 64	Feb. 21, 1999
7,402	Connecticut 90, Tech 38	Feb. 7, 2001
7,211	Connecticut 68, Tech 50	Jan. 27, 2004
7,128	Penn State 61, Tech 48*	March 28, 2004
7,043	Tech 62, LaSalle 35	Feb. 7, 1999
6,364	Tech 85, Pittsburgh 55	Feb. 28, 2004

* NCAA Tournament



THE LOCKER ROOM




Hokies' Locker Facility Among the Nation's Best

When the final whistle blows after a game or practice, the women's basketball team retires to one of the finest locker room facilities in the nation. The entire locker room underwent a major renovation in the summer of 2000 with other improvements added in 2004 and 2006.

The facility features an entrance directly on to the Cassell Coliseum floor, a team meeting room, a training area and a new video system. The entrance to the area has a wooden floor painted to match the game floor, with a giant image of a Cassell Coliseum crowd as a backdrop.

Another nice touch in the state-of-the-art facility are the vanities located between each of the lockers.

The cost of the 2000 renovation project was approximately \$225,000 and would not have been possible without a generous gift from the Roanoke Valley Hokie Club. In 2004, several new additions were part of a \$45,000 upgrade including a Wall of Fame featuring outstanding players from the past, an Academic Honors Wall, a collage of photos of great moments in Tech women's basketball history, crown molding, Hokie Stone accent, computer desks, a plasma screen television and a new sound system. Funding for the project was provided through the women's basketball foundation.



WORKING OUR WAY TO THE NCAA'S
1994, 1995, 1998, 1999, 2001, 2003, 2004, 2005, 2006.



THE LOCKER ROOM

NOTING THE HOKIES

Tech Success

Virginia Tech has averaged 22 wins over the past nine seasons. The Hokies have advanced to the postseason each year during the streak, including seven NCAA and two WNIT appearances.

Tech has won 182 of its last 257 games (70.8 percent) dating back to Feb. 14, 1998. During that span, the Hokies have only lost to Boston College (two times), Clemson, Connecticut (eight times), Dayton, DePaul, Duke (five times), Florida State (three times), Florida, Florida International, Georgetown, George Washington (two times), Georgia, Houston, LSU, Maryland (two times), Massachusetts, Miami (five times), Minnesota, North Carolina (two times), NC State (two times), Notre Dame (five times), Old Dominion (two times), Oregon, Penn State, Providence, Purdue, Rutgers (four times), Syracuse, Tennessee, Texas Tech, Villanova (three times), Virginia (five times), Wake Forest (two times), West Virginia and Xavier (four times). Of the 75 losses, 35 were against nationally-ranked opponents and 53 occurred either away or at a neutral site.

Traditional Tough Schedule

Once again last season, Tech's schedule was among the toughest in the nation. The Hokies faced three opponents (Duke, Maryland, North Carolina) that advanced to the NCAA Final Four, two others (Boston College, Connecticut) that were in the NCAA "Sweet 16" and played a total of 10 NCAA tournament teams along with three (James Madison, Miami, Virginia) WNIT participants. Tech's opponents had a .627 winning percentage and 13 of the Hokies' 26 opponents advanced to postseason play. Last season, 12 opponents won 20 or more games, with 21 posting non-losing records.

The 2006-07 schedule will be another challenging one, as the Hokies face all four participants from the 2006 Final Four (Duke, LSU, Maryland, North Carolina), nine teams (Duke, Florida State, LSU, Liberty, Maryland, North Carolina, NC State, Old Dominion, Pepperdine) that made the NCAA Tournament field and three (Miami, Tennessee Tech, Virginia) that participated in the WNIT. In addition, the schedule includes five teams (No. 1 Maryland, No. 2 Duke, No. 3 North Carolina, No. 4 LSU and No. 19 Boston College) that ended the year in the ESPN/USA Today Top 25.

Tech in the NCAA Tourney

With last year's appearance, the Hokies have earned nine NCAA Tournament bids and have a record of 8-9. Tech's most successful experience in the NAAs occurred in 1999, when the Hokies reached the Sweet 16. While Tech is 7-2 in first-round games and has won seven of the last eight, the second round has

not been as kind, seeing the Hokies post a 1-6 mark. Tech is 1-1 in second-round games in Cassell Coliseum, defeating Auburn 76-61 in the 1999 tournament and losing 61-48 in 2004 to Penn State. The Hokies are 5-1 in first-round games played on a neutral floor and 2-1 in first-round games in Blacksburg. Five of Tech's ten losses last season were to 2006 NCAA Final Four teams with three other defeats occurring against NCAA Tournament teams.

Postseason Experience

Last season's appearance in the NCAA Tournament marked the ninth consecutive season the program has participated in postseason play and the 11th time in the last 13 years. The appearance last season also marked the first time Tech had received four straight NCAA bids in the program's 29-year history. The Hokies had previously received back-to-back bids following the 1993-94 and 1994-95 seasons, the 1996-97 and 1997-98 seasons, and the most recent 2002-03 and 2003-04 campaigns.

Drop and Give Me Twenty

For Virginia Tech, reaching the magical 20-win mark has become a common occurrence over the last 14 years, achieving the plateau 11 times with last year's squad reaching the magical number with the ACC tourney win over Wake Forest. Tech has posted eleven 20-plus win campaigns, including eight in the last nine years. The 1998-99 squad was the fastest in school history to reach 20 wins, accomplishing the feat in only 21 games. The 1993-94 and 1994-95 teams reached the mark in only 25 contests, the 2002-03 and 2003-04 squads made the mark in 26 games, the 1992-93 and 2000-01 squads took 27 games and the 2001-02 and last year's edition hit the mark in 28 games. The 1997-98 team reached 20 wins in 29 games while the 1999-00 and 2001-02 teams reached the plateau in 30 outings.

Hokies' History

Last season's 21-10 record was the program's 18th winning season in 30 years of varsity competition. The 2003-04 season marked the Hokies seventh straight and tenth 20-plus win season in 12 years, which was snapped with the 2004-05 team's 17-12 mark. Tech has had ten losing seasons and two break-even campaigns. The Hokies' best season was the 28-3 mark in 1999, while Tech's most losses in a season were the 21 defeats in 1996-97.

Kirby Copeland is the leading returning scorer for Virginia Tech this season.

Tech In Non-Conference Games

In the last nine seasons, Virginia Tech has enjoyed great success in non-conference games, posting a 101-29 (.777) record in non-conference contests overall, 56-6 at home, 27-17 away and 18-6 at neutral sites. Since the 1976-77 season, Tech is 282-202 overall in non-conference games, 160-57 at home, 85-104 away and 36-41 on neutral floors. The Hokies were 14-1 last season versus non-conference opponents.

Coping with Success

Kirby Copeland is Tech's leading returning scorer, averaging 9.8 points per game last season. Copeland led the team with 87 assists and was second in steals with 58. She scored in double figures 15 times last season and tallied a career-high 19 points against Texas Tech in the Caribbean Classic. Copeland also came up big with 17 points against Southern Methodist in the championship game of the SMU Hoops for the Cure Classic. She demonstrated her versatility with a career-high seven assists against Connecticut in the second round of the NCAA Tournament.



A Tall Order

Nare Diawara, the Hokies' tallest player at 6-6, tied for the team high in blocks last season with 25 while averaging only 16 minutes per game. Diawara was credited with a career-high four blocks at Georgia Tech, all in the first half. She tossed in a career-high 12 points against Missouri in the second round of the NCAA Tournament and pulled down a career-high 13 rebounds versus High Point. Diawara's improvement with increased playing was demonstrated at the end of the season as she averaged 6.3 points, 3.8 rebounds and 1.3 blocks over the final eight games.

A Commonwealth Occurrence

In the last nine seasons, the Hokies have posted a 39-10 overall record against teams that hail from the Commonwealth of Virginia. During that period, Tech is 22-2 at home and 17-8 on the road against in-state opposition. Since the 1976-77 season, Virginia Tech has posted a 123-92 record overall vs. in-state foes, 70-26 at home, 51-51 on the road and 2-14 in neutral site games. The Hokies have defeated 22 of the last 27 Virginia opponents. Two of the losses occurred at Old Dominion, a 63-49 defeat on Dec. 21, 2002 and a 87-56 loss on Dec. 27, 2004, with the other defeats coming against Virginia, a 70-67 loss on Jan. 28, 2005 in Charlottesville, a

61-58 defeat on Feb. 13, 2005 in Blacksburg and a 78-59 loss on Jan. 16, 2006 in Blacksburg.

Good Sports

The Virginia Tech women's basketball team was one of seven athletic teams named by the Atlantic Coast Conference as a recipient of the 2005-06 Winter Sportsmanship Award. Teams receiving the award have conducted themselves with a high degree of character and good sportsmanship, as determined by a vote of the league's players and coaches.

The conference presents sportsmanship awards for each of its 25 sponsored sports. The concept of these awards was created by the ACC Student Athlete Advisory Committee

in an effort to recognize teams who earned the utmost regard from their peers during competition. As is stated in the conference's Mission Statement, "It [the ACC] strongly

adheres to the principles of integrity and sportsmanship, and supports the total development of the student-athlete and each member institution's athletics department staff, with the intent of producing enlightened leadership for tomorrow."

Six schools — Boston College (2), Duke, Maryland, Virginia, Virginia Tech and Wake Forest — were recognized by their peers as the sportsmanship award winners for the league's seven sponsored winter sports.

"Our players handled both victory and defeat with class and dignity," said Virginia Tech women's basketball head coach Beth Dunkenberger. "They exemplify the true spirit of Hokie athletics."

ELITE COMPANY

The Virginia Tech women's basketball program has enjoyed tremendous success the last six years. Entering the 2006-07 season, Tech ranked 37th in terms of victories and is joined on the list by the nation's top women's basketball teams.

1. Connecticut	196	49. Sacred Heart	116
2. Duke	188	Creighton	116
3. Tennessee	185	51. Southern U.	115
4. Stanford	163	52. Eastern Michigan	114
5. Louisiana Tech	162	Washington	114
6. LSU	159	Maryland	114
7. Baylor	157	Florida International	114
8. Purdue	156	Northwestern State	114
North Carolina	156	57. Iowa	113
10. Tennessee-Chattanooga	154	Cincinnati	113
11. Oklahoma	151	Siena	113
12. Vanderbilt	147	60. Louisville	112
Wisconsin-Green Bay	147	61. Drake	111
14. Notre Dame	144	Colorado State	111
Utah	144	63. Colorado	110
16. Liberty	143	64. Stephen F. Austin	109
17. UC Santa Barbara	142	Southeast Missouri State	109
18. Kansas State	140	Austin Peay	109
19. Old Dominion	139	67. Arkansas	108
Georgia	139	Auburn	108
New Mexico	139	Georgia State	108
22. Texas Tech	138	Pepperdine	108
Ohio State	138	Florida State	108
24. Delaware	137	Maine	108
25. Texas	136	Arizona	108
TCU	136	74. Wisconsin-Milwaukee	107
George Washington	136	Loyola Marymount	107
28. Villanova	133	St. Joseph's	107
SW Missouri State	133	77. Santa Clara	106
30. DePaul	131	78. Hartford	105
31. Montana	130	79. Florida	105
32. Rutgers	129	80. Marquette	105
33. Penn State	128	81. NC State	104
34. Arizona State	127	82. Bowling Green	104
Boston College	127	83. Tulsa	103
36. Temple	126	84. Oakland	103
VIRGINIA TECH	126	85. Missouri	102
38. Michigan State	125	86. Hawaii	102
Minnesota	125	87. St. Francis	101
40. Western Kentucky	124	88. Tulane	101
41. Xavier	123	89. Vermont	100
42. BYU	122	Oregon	100
Iowa State	122	Toledo	100
44. Houston	121	92. Coppin State	99
45. Tennessee Tech	120	93. Mississippi State	97
46. Middle Tennessee	119	94. Northern Arizona	96
47. Kent State	118	95. Marist	95
48. Holy Cross	117	St. Peter's	95
		97. Army	94
		98. Dartmouth	93
		99. UCLA	87
		100. Florida Atlantic	84
		Southern California	84

<http://web1.ncaa.org/careerStats/StatsSrv/care>



Nare Diawara is a force in the middle for the Hokies.


NOTING THE HOKIES



W
E
L
C
O
M
E
T
O
T
H
E
S
P
R
I
N
G
S
E
A
S
O
N

2006-2007

OUTLOOK



Britney Anderson and fellow seniors Kirby Copeland and Nare Diawara will be counted on to provide the leadership and experience necessary to take the Hokies to the NCAA Tournament for the fifth straight year



2006-2007 OUTLOOK

Young Team Eager to Face Challenging Schedule

Coming off a fourth-consecutive NCAA appearance, the Virginia Tech women's basketball team is eagerly anticipating the upcoming season. The 2006-07 squad will be a young and talented group, featuring seven returnees from last year's 21-10 NCAA Tournament team and six newcomers.

Last season's success included a fourth consecutive NCAA bid — the seventh in the last eight years — and the program's ninth-straight postseason appearance. In fact, the Hokies have advanced to postseason play 11 of the last 13 years. Tech has averaged 22 wins over the past nine seasons, advancing to the NCAA Second Round on five occasions, and to the "Sweet Sixteen" once. Last season's schedule featured 10 NCAA tournament teams, including three of the Final Four participants, as the Hokies finished among the nation's leaders in RPI and strength of schedule.

Graduation hit the program hard, as the Hokies lost five seniors, including three (Dawn Chriss, Kerri Gardin and Carrie Mason) that are members of Tech's 1,000-point club. The Hokies lost 67.7 percent of the offense and 62.4 percent of the rebounding from last season.

"Obviously we have lost the bulk of our scoring and rebounding, but most importantly, our leadership from last year's team," said head coach Beth Dunkenberger.

"I think the good news is that we had a group of juniors who are now seniors who have played extensively and developed the necessary leadership skills."

This year's edition of the Hokies will be a young group, featuring three seniors, four sophomores and six freshmen. Among the starters Tech will have to replace are third-



An outstanding freshman class will join seven returnees as the Hokies seek their fifth straight NCAA bid.



team All-ACC member Gardin, who led the league in rebounding, team leading-scorer Chriss and career three-point field goal leader Mason. Megan Finnerty (6.5 points) is the other senior starter the Hokies will be looking to replace.

Kirby Copeland (5-10, Sr., G, Morrow, Ga.), the top returning scorer, averaged 9.8 points and led the team with 87 assists. Copeland was second on the team in steals (58) and had a career-high 19 points against Texas Tech in the Caribbean Classic.

Nare Diawara (6-6, Sr., C, Bamako, Mali) is back after making great strides during her junior season. Diawara tied for the team lead in blocks and was third in rebounding, despite coming off the bench. She scored a career-high 11 points against Missouri in the first round of the 2006 NCAA Tournament.

The offense will be directed this season by Laura Haskins (5-10, So., G, Alexandria, Va.), who spent last season as Mason's understudy at point guard. Near the end of the season, Haskins moved into the point-guard position to allow Mason to slide into the shooting guard spot.

Brittany Cook (6-0, r-So., G, Narrows, Va.), Amber Hall (6-2, So., F, Tallahassee, Fla.) and Britney Anderson (6-0, Sr., F, Blacksburg, Va.) also saw considerable playing time last year. Cook saw action in 30 games and was second on the team in three-point baskets. Hall played in 26 games, starting two, and narrowly missed a double-double at Virginia with nine points and nine rebounds. Anderson played in 30 games and tossed in a dozen points against Southern Methodist in the SMU Hoops for the Cure Classic championship game.

A.J. Lemaitre (5-10, So., G, Fairfax, Va.) joined the team last season as a walk-on and played in ten games.

Six newcomers will provide depth for the Hokies this season. Lindsay Biggs (5-11, Fr., G., Midlothian, Va.), Elenor Brentnall (6-4, Fr., C, Melbourne, Australia), Utahya Drye (6-1, Fr., F, Durham, N.C.), Shani Grey (5-8, Fr., G, Windsor, Conn.), Lakeisha Logan (5-8, Fr., G, Scarboro, W.Va.) and Vionca Murray (6-1, Fr., F, Rosedale, N.Y.) should all see action this season. Biggs is a McDonald's All-American nominee who averaged 18 points and six assists per game and was the *Richmond-Times Dispatch* All-Metro Player of the Year. Brentnall is a two-time member of the Australian National Junior team and averaged 15 points, 10 rebounds and 3.8 blocks for the 2005 squad. Drye is a McDonald's All-American nominee who averaged 19 points, eight rebounds and four steals and was the *Durham Herald-Sun* All-Area Player of the Year in both her junior and senior seasons. Grey is another McDonald's All-American nominee and a *New Haven (Conn.) Register* all-state selection. Logan was an all-state selection in West Virginia after averaging 23 points, seven rebounds and nine assists. Murray is a McDonald's All-American nominee and was named a *Street & Smith* All-American

2006-2007 SCHEDULE

Nov. 1	Wed.	Belmont Abbey (Exb.)	7 p.m.	Blacksburg, Va.
6	Mon.	Wingate (Exb.)	7 p.m.	Blacksburg, Va.
10	Fri.	Radford	5:30 p.m.	Blacksburg, Va.
12-14		BASKETBALL TRAVELERS CLASSIC (LSU, Virginia Tech, West Virginia, Howard)		Baton Rouge, La.
12	Sun.	vs. Howard	5:15 p.m.	
13	Mon.	vs. West Virginia	5:45 p.m.	
14	Tues.	at LSU	8 p.m.	
18	Sat.	Delaware State	1 p.m.	Blacksburg, Va.
24-25		PEPPERDINE TOURNAMENT (Pepperdine, Iowa State, Virginia Tech, Tennessee Tech)		Malibu, Calif.
24	Fri.	vs. Iowa State	4 p.m.	
25	Sat.	Tennessee Tech/Pepperdine	4/6:30 p.m.	
28	Tues.	William & Mary	7 p.m.	Blacksburg, Va.
Dec. 2	Sat.	Charlotte	7 p.m.	Blacksburg, Va.
5	Tues.	at Liberty	7 p.m.	Lynchburg, Va.
18	Mon.	East Tennessee State	7 p.m.	Blacksburg, Va.
21	Thur.	at Alabama-Birmingham	8 p.m.	Birmingham, Ala.
28-29		LADY LUCK CLASSIC (Virginia Tech, Detroit, New Hampshire, Winston-Salem State)		Blacksburg, Va.
28	Thur.	Detroit vs. New Hampshire	4:30 p.m.	
		Winston-Salem State	7 p.m.	
29	Fri.	Winston-Salem State vs. TBA	4:30 p.m.	
		Detroit/New Hampshire	7 p.m.	
Jan. 2	Tues.	Wake Forest*	7 p.m.	Blacksburg, Va.
4	Thur.	at North Carolina*	7 p.m.	Chapel Hill, N.C.
7	Sun.	Duke* (RSN)	12:30 p.m.	Blacksburg, Va.
10	Wed.	vs. UNC Greensboro#	5 p.m.	Greensboro, N.C.
15	Mon.	Florida State* (RSN)	2 p.m.	Blacksburg, Va.
18	Thur.	at Wake Forest*	7 p.m.	Winston-Salem, N.C.
22	Mon.	at Virginia* (RSN)	7 p.m.	Charlottesville, Va.
25	Thur.	Miami*	7 p.m.	Blacksburg, Va.
29	Mon.	at Duke* (RSN)	7 p.m.	Durham, N.C.
Feb. 3	Sat.	Morehead State	2 p.m.	Blacksburg, Va.
5	Mon.	Georgia Tech*	7 p.m.	Blacksburg, Va.
8	Thur.	at Maryland*	7 p.m.	College Park, Md.
11	Sun.	at Clemson*	2 p.m.	Clemson, S.C.
15	Thur.	Virginia*	7 p.m.	Blacksburg, Va.
18	Sun.	NC State* (RSN)	Noon	Blacksburg, Va.
23	Fri.	at Boston College* (RSN)	7 p.m.	Chestnut Hill, Mass.
Mar. 1-4	Thur.-Sun.	30th Annual ACC Tournament	TBA	Greensboro, N.C.

Home games in **BOLD**

* indicates ACC games

Greensboro Coliseum

All times eastern

Dates and times subject to change

RSN - Fox Sports Net South, ComCast Sports Net, SunSports, New England Sports Network

Honorable Mention selection in 2005 and 2006.

Dunkenberger's coaching staff will remain intact from last season as Shellie Greenman returns as the Hokies' recruiting coordinator, and Bobbie Kelsey, Stacy Cantley and Director of Basketball Operations Jill Jameson all return to the Hokies for another campaign.

Greenman was on the Tech staff previously as an assistant (1988-93) under Carol Alfano along with Dunkenberger who also was an assistant coach. Kelsey won one national title and participated in three Final Fours as a player at Stanford (1991-96). Cantley was a top-10 rebounder and four-year letter winner at UNC Wilmington. Jameson, a Tech assistant from 1993-97, was the recruiting coordinator at

Marquette prior to assuming the same position in Blacksburg.

Lindsay Reynolds joins the staff this year as a graduate assistant after concluding her playing career at Roanoke College.

"The staff staying together helps us to be consistent in every phase of the game, whether it be on the floor coaching, understanding the personalities of the players, in recruiting and building relationship with high school coaches, and realizing what we need each year to fill the holes left by graduation," said Dunkenberger. "Keeping the same coaches around is a big key, especially when those people are successful and have other opportunities like our staff."

KIRBY COPELAND


Guards

Kirby Copeland is one of three returning seniors for Tech and possibly the quickest player on the court for the Hokies. She can attack off the dribble to either pass or shoot, and she scored in double figures 15 times last season, including a 17-point performance against Southern Methodist in the SMU Hoops for the Cure Classic championship game. Copeland demonstrated her passing ability with a career-high seven assists versus Connecticut in the second round of the NCAA Tournament.

"Kirby is our leading returning scorer and a two-year starter at guard which provides us with experience at that position," said Dunkenberger. "She is a great competitor and probably our team's best athlete. Kirby will be counted on for not only her scoring ability and great defensive play, but also for leading a young team."

Laura Haskins returns for her sophomore season after serving as the reserve point guard last year. Haskins scored a career-high nine points in Tech's 76-69 win at Florida State and had a career-high seven rebounds against North Carolina.

"Laura was a member of the All-ACC Academic team last year and a straight-A student," said Dunkenberger. "Her intelligence shows on the court with her great understanding of the game. She is a fierce competitor who earned her position as the first player off the bench last year."



Laura Haskins



Brittany Cook returned last season after missing all of the 2004-05 season due to a knee injury. Cook opened the season with a bang, scoring 17 points against James Madison in her collegiate debut including three, three-point baskets.

"Brittany is great spot-up shooter and we have to find ways to get her some open shots," said Dunkenberger. "She is a good rebounder and can also create off the dribble."

A.J. Lemaitre saw limited action last season as a walk-on and earned a scholarship after last season.

"A.J. is a very smart and crafty player," said Dunkenberger. "She has a knack for finding the open person and is a fundamentally sound player."

Lindsay Biggs is a newcomer to the Hokies this season, but should see plenty of playing time as a freshman. Biggs was named to the Virginia Associated Press All-Group AAA first team and set the Manchester (Va.) High School career record for points and assists.

"Lindsay is a great outside shooter and brings us height at the guard position," said Dunkenberger. "She is also a very good passer with excellent instincts for the game."


Shani Grey, who will miss the season due to a knee injury, joins Tech after scoring over 1,500 career points at Windsor (Conn.) High School. She was named to the Connecticut Coaches Association all-state team as a junior.

"Shani is in the Kirby Copeland mold in that she is a great defender who brings great energy to the defensive end of floor for 40 minutes," said Dunkenberger. "She is a tremendous athlete and a great competitor."

Lakeisha Logan was selected as the captain of the West Virginia all-state team and played for her home state in the West Virginia vs. Ohio All-Star game.

"Lakeisha is a point guard who can also score," said Dunkenberger. "She has put up some great numbers in high school and I think she will bring us some versatility at the point-guard position where she can not only direct the offense, but will also put the ball in the basket."

**BRITTANY
COOK**



**A.J.
LEMAITRE**



Forwards

Britney Anderson returns for her senior year after appearing in 30 games last season. Anderson scored 12 points in the SMU Hoops for the Cure Classic title game and was credited with a career-high five assists against High Point.

"Britney Anderson has worked hard during the offseason to make sure she has a solid senior season,"

said Dunkenberger. "She is a very well-conditioned athlete with a beautiful jump shot and undoubtedly one of the best leaders on our team."

Amber Hall had a solid freshman season earning starts at Virginia and against Duke.

Hall had career-highs of nine points and nine rebounds at UVa in her first collegiate start.

"Amber showed great promise during her freshman year and all she needs is more minutes to demonstrate what she is capable of doing," said Dunkenberger. "She can rebound, score and is very aggressive as well as being an excellent student."

Utahya Drye comes to Blacksburg after scoring 1,261 career points at Northern Durham High School. She narrowly missed a rare quadruple double against Chapel Hill with 27 points, 14 rebounds, 13 steals and nine assists.

"Utahya Drye is a Dawn Chriss-type player in that she is a slasher to the basket with an

excellent outside touch," said Dunkenberger. "She is long and lean at the forward position and a very good rebounder."

Vionca Murray scored over 1,000 career points in only two seasons at Francis Lewis (N.Y.) High School. She was named to the New York Coaches Association All-State first team along with top recruits Tina Charles (Rutgers), Danielle Wilson (Baylor) and Epiphany Prince (Rutgers).

"Vionca is a very physical forward with a knack for getting to the basket and ending up on the foul line for a three-point play," said Dunkenberger. "She is a very strong and aggressive player."



**AMBER
HALL**



**BRITNEY
ANDERSON**

Posts


Nare Diawara, the tallest member of the team at 6-6, had a career-high 11 points in the NCAA first-round win over Missouri. Diawara had a career-high 13 rebounds against High Point and was credited with a career-best four blocks against Georgia Tech.

"Nare really evolved last year as a junior," said Dunkenberger. "She has shown a very nice shooting touch and she will be one of the best defensive players on our team, and in the conference, because of her long build as well as her ability to alter the inside game."

Newcomer Eleanor Brentnall had the longest journey to Blacksburg, traveling from

Melbourne, Australia. Brentnall, who will provide depth at the post position, averaged 19 points and 13 rebounds in the Big V League.

"Eleanor has received some valuable experience while playing for the Australian Junior Olympic team," said Dunkenberger. "She is a very physical player in the paint and brings a very soft touch around the basket."



NARE
DIAWARA

Once again last season, Tech's schedule was among the toughest in the nation. The Hokies faced three opponents (Duke, Maryland, North Carolina) that advanced to the NCAA Final Four, two others (Boston College, Connecticut) that were in the NCAA "Sweet 16" and played a total of 10 NCAA Tournament teams along with three (James Madison, Miami, Virginia) WNIT participants. Tech's opponents had a .627 winning percentage and 13 of the Hokies' 26 opponents advanced to postseason play. Last season, 12 opponents won 20 or more games, with 21 posting non-losing records.

The 2006-07 schedule will be another challenging one, as the Hokies face all four participants from the 2006 Final Four (Duke, LSU, Maryland, North Carolina), eight teams (Duke, Florida State, LSU, Liberty, Maryland, North Carolina, NC State and Pepperdine) that made the NCAA Tournament field, and three (Miami, Tennessee Tech, Virginia) that participated in the WNIT. In addition, the schedule includes five teams (No. 1 Maryland, No. 2 Duke, No. 3 North Carolina, No. 4 LSU and No. 19 Boston College) that ended the year in the ESPN/USA Today Top 25.

The non-conference schedule presents the Hokies with many challenges, including home contests against Radford, William & Mary, Charlotte, East Tennessee State and Morehead State. Tech will host its annual holiday tournament, the Lady Luck Classic, featuring Detroit-Mercy, New Hampshire, and Winston-Salem State.

The non-conference away schedule has Tech traveling to Baton Rouge, La., for the Basketball Travelers Classic, a three-day, round-robin event against host LSU, West Virginia and Howard. Over the Thanksgiving holiday, Tech makes a trip to the West Coast to participate in the Pepperdine tournament featuring the host Waves (NCAA participant) along with Iowa

State and Tennessee Tech (WNIT participant). The remaining away non-conference contests are against in-state rival Liberty and Alabama-Birmingham.

"With the NCAA rule changes which allow us to play a few extra games, we added the Basketball Travelers tournament at LSU," said Dunkenberger. "We will play all of the 2006 Final Four teams this year and the only way to get to the top is to play the best in the nation. Certainly participating in the LSU tournament will provide us with an early measuring stick at the start of the season. The Pepperdine event provides us with the opportunity for our players to see another part of the country while playing some very tough competition."

The ACC schedule will once again present a tremendous challenge as the Hokies battle in the toughest league in the nation. The ACC sent seven teams to the NCAA Tournament for the second consecutive year and dominated the Final Four with three teams. With Miami and Virginia participating in the WNIT, the ACC had 75 percent of its teams in the postseason.

The women will once again play a 14-game regular-season conference schedule, with each team playing each member at least once a year. Primary partners will be utilized, meaning certain teams are guaranteed to play twice — home and away — every year. The primary partners can be changed after a minimum of two seasons of play. Tech's primary partners this year are Duke, Virginia and Wake Forest. The Hokies will play ACC members NC State, Florida State, Miami and Georgia Tech at home and travel to Clemson, North Carolina, Maryland and Boston College.

"The ACC is indisputably the toughest conference in the nation, producing the national champion and three Final Four teams," said Dunkenberger. "We were competitive in the conference last year and what is so exciting is that we won 21 games last year, advanced to the second round of the NAAs, and half of our losses were to teams in the Final Four. Those facts are a testament to not only how tough the ACC is, but how competitive our team was last season."



The Hokies had much to celebrate last season on their way to a 21-10 record and a fourth consecutive appearance in the NCAA Tournament.



The 2006-2007 Virginia Tech Women's Basketball Team: (front, l to r) head coach Beth Dunkenberger, assistant coach Shellie Greenman, A.J. Lemaitre, Amber Hall, Kirby Copeland, Nare Diawara, Britney Anderson, Laura Haskins, Brittany Cook, assistant coach Bobbie Kelsey, assistant coach Stacy Cantley; (back, l to r) trainer Megan Rittler, student trainer Amanda Habazi, director of basketball operations Jill Jameson, Lakeisha Logan, Lindsay Biggs, Eleanor Brentnall, Vionca Murray, Utahya Drye, student manager Lindsay Nelson, student manager Katie Rybacki and graduate assistant coach Lindsay Reynolds.

2006-2007 ROSTER

Alphabetical Listing

No.	Name	Pos.	Hgt.	Yr.	Hometown (High School or College)
25	Britney Anderson	F	6-0	Sr.	Blacksburg, Va. (Blacksburg)
20	Lindsay Biggs	G	5-11	Fr.	Midlothian, Va. (Manchester)
13	Eleanor Brentnall	C	6-4	Fr.	Melbourne, Australia
21	Brittany Cook	G	6-0	r-So.	Narrows, Va. (Mercer Christian Academy)
5	Kirby Copeland	G	5-10	Sr.	Morrow, Ga. (Morrow)
11	Nare Diawara	C	6-6	Sr.	Bamako, Mali (Cheshire Academy)
15	Utahya Drye	F	6-1	Fr.	Durham, N.C. (Northern Durham)
30	Shani Grey*	G	5-8	Fr.	Windsor, Conn. (Windsor)
31	Amber Hall	F	6-2	So.	Tallahassee, Fla. (Leon)
22	Laura Haskins	G	5-10	So.	Alexandria, Va. (West Springfield)
14	A.J. Lemaitre	G	5-10	So.	Fairfax, Va. (W.T. Woodson)
24	Lakeisha Logan	G	5-8	Fr.	Scarboro, W.Va. (Oak Hill Academy)
12	Vionca Murray	F	6-1	Fr.	Rosedale, N.Y. (Francis Lewis)



5
Kirby Copeland



11
Nare Diawara




12
Vionca Murray



13
Eleanor Brentnall



14
A.J. Lemaitre



15
Utahya Drye



20
Lindsay Biggs



21
Brittany Cook

Numerical Listing

No.	Name	Pos.	Hgt.	Yr.	Hometown (High School or College)
5	Kirby Copeland	G	5-10	Sr.	Morrow, Ga. (Morrow)
11	Nare Diawara	C	6-6	Sr.	Bamako, Mali (Cheshire Academy)
12	Vionca Murray	F	6-1	Fr.	Rosedale, N.Y. (Francis Lewis)
13	Eleanor Brentnall	C	6-4	Fr.	Melbourne, Australia
14	A.J. Lemaitre	G	5-10	So.	Fairfax, Va. (W.T. Woodson)
15	Utahya Drye	F	6-1	Fr.	Durham, N.C. (Northern Durham)
20	Lindsay Biggs	G	5-11	Fr.	Midlothian, Va. (Manchester)
21	Brittany Cook	G	6-0	r-So.	Narrows, Va. (Mercer Christian Academy)
22	Laura Haskins	G	5-10	So.	Alexandria, Va. (West Springfield)
24	Lakeisha Logan	G	5-8	Fr.	Scarboro, W.Va. (Oak Hill Academy)
25	Britney Anderson	F	6-0	Sr.	Blacksburg, Va. (Blacksburg)
30	Shani Grey*	G	5-8	Fr.	Windsor, Conn. (Windsor)
31	Amber Hall	F	6-2	So.	Tallahassee, Fla. (Leon)

*will miss season due to knee injury

Head Coach: Beth Dunkenberger

Assistants: Shellie Greenman, Bobbie Kelsey, Stacy Cantley

Graduate Assistant Coach: Lindsay Reynolds

Director of Basketball Operations: Jill Jameson

Athletic Trainer: Megan Rittler

Managers: Lindsay Nelson, Katie Rybacki



22
Laura Haskins



24
Lakeisha Logan



25
Britney Anderson



30
Shani Grey



31
Amber Hall



Athletic Trainer
Megan Rittler



Head Coach
Beth Dunkenberger



Assistant Coach
Shellie Greenman



Assistant Coach
Bobbie Kelsey



Assistant Coach
Stacy Cantley



Graduate Assistant
Lindsay Reynolds




Dir. of Basketball Ops.
Jill Jameson

“Virginia Tech incorporates the latest technology with personal attention from our faculty to create an ideal learning environment. Our graduates enter the work force well prepared for the future.”

— Coach Beth Dunkenberger



THIS IS VIRGINIA TECH



**One of the nation's
outstanding universities,
Virginia Tech is putting
knowledge to work
while adapting to the
challenges of the future**

THIS IS VIRGINIA TECH

Beginning in 1872 with 132 students and two programs of study, Virginia Polytechnic Institute and State University, popularly known as Virginia Tech, has evolved into a comprehensive university of national and international prominence. With about 25,800 full-time students in Blacksburg and more than 2,000 other students statewide, the university produces world-class scholarship in a challenging academic environment. University tradition is firmly rooted in our motto, *Ut Prosim* (That I May Serve), and our historic land-grant mission is brought to life through learning, discovery, and engagement.

Learning

Virginia Tech's challenging academic standards attract high-achieving students. Our eight colleges (Agriculture & Life Sciences, Architecture & Urban Studies, Engineering, Liberal Arts & Human Sciences, Natural Resources, Pamplin Business, Science, and Virginia-Maryland Regional College of Veterinary Medicine) and Graduate School offer more degree programs than any other university in the state with 60 undergraduate and 140 graduate offerings. Virginia Tech is one of the nation's leaders in developing and using instructional technologies. Some 85 percent of our departments offer e-learning courses, which have attracted more than 60,000 enrollments since 1998.

Discovery

The university's groundbreaking research transforms lives and communities. With annual research expenditures of about \$290 million, Virginia Tech is ranked 55th among research universities in the United States. The university, which has more than 100 research centers, also consistently ranks among the top institutions in industry-supported research and near the top 10 in the number of patents issued each year.

The university's nationally and internationally recognized faculty and motivated students are involved in more than 3,500 research projects in fields ranging from biotechnology to materials, from the environment and energy to food and health, and from transportation to computing information.

TECH AT A GLANCE

- Located in Blacksburg, Virginia
- Eight colleges and Graduate School
- 60 bachelor's degree programs
- Approximately 140 masters and doctoral degree programs
- About 28,000 students, mostly full-time
- 16:1 student-faculty ratio
- Main campus includes more than 100 buildings, 2,600 acres, and an airport
- Computing and communications complex for worldwide information access
- Ranked 55th in university research in the United States
- Has adjacent Corporate Research Center



THIS IS VIRGINIA TECH

Engagement


As part of our outreach mission and in adherence to our motto, we serve and engage the citizens of the commonwealth, the nation, and the world. Virginia Tech is involved in a multitude of economic and community development projects. These efforts focus on education and the dissemination of knowledge to the global society in which we live.


Professionals, organizations, and communities tap Virginia Tech's vast resources, expertise, and research results through hundreds of continuing and professional education programs and five campus centers. Virginia Tech has a long history of providing innovative distance-learning techniques, such as satellite videoconferencing, multimedia, interactive video, interactive computer conferencing, and Web-based courses, to meet the various needs of working adults and other nontraditional students.

The Inn at Virginia Tech & Skelton Conference Center on campus and The Hotel Roanoke & Conference Center in Roanoke, both owned by Virginia Tech, support the university's outreach mission by working with faculty to plan and host conferences and continuing education and professional programs.

Virginia Tech manages more than \$30 million in funded economic development projects in 27 countries and encourages faculty members to develop global course content and study abroad opportunities for students. In 2005-06, about 1,870 students from 117 foreign countries studied at Tech, while more than 800 Virginia Tech students studied abroad.


Virginia Cooperative Extension, operated jointly in the commonwealth by Virginia Tech and Virginia State University, has been helping people improve their economic, cultural, and social well being for more than 90 years. With 107 city/county offices, tens of thousands of volunteers, and programs across the state, Extension reaches and teaches millions of Virginians annually.





INTERESTING FACTS ABOUT VIRGINIA TECH

- The university's annual budget is about \$821 million.
- Virginia Tech has about 185,000 alumni from every state and about 100 countries.
- All campus facilities, including residence halls, have high-speed connections to voice, data and video communications.
- Virginia Tech is one of three public universities in the country that offers the combined advantages of a military-style leadership development program — here it is through the Virginia Tech Corps of Cadets—and a traditional academic and social life.
- *U.S. News & World Report* ranked Virginia Tech's undergraduate program 33rd-best among national public universities. Of all universities — public or private — it ranked Tech the 46th-best value in the country.
- *Kiplinger Magazine* ranked Virginia Tech the 20th-best value in public higher education in the nation.
- The National Science Foundation ranked Tech 11th in the nation in agricultural research expenditures.
- The university's undergraduate engineering program is 14th among the nation's engineering schools and eighth among public universities, according to *U.S. News & World Report*. Eight individual programs ranked in the top 25.
- The Corporate Research Center was cited for best practice of technology transfer in a national study.
- *U.S. News & World Report* ranked the university's career and technical education graduate program in the School of Education third nationally and its Department of Geosciences' graduate program in sedimentology/stratigraphy ninth in the country.
- The Pamplin College of Business undergraduate program was ranked 40th in the nation in the latest *U.S. News and World Report* rankings. The M.B.A. program was rated 63rd in the world by *Financial Times*.
- Virginia Tech consistently ranks among the top 15 schools in the nation in number of patents received.
- In its 2006 report, DesignIntelligence, the only national college ranking survey focused exclusively on design, ranked Virginia Tech's undergraduate architecture program seventh nationally and fourth in the East. It also ranked the university's undergraduate landscape architecture program eighth in the nation and second in the East. In addition it ranked the graduate landscape architecture program 14th in the nation and the graduate interior design program ninth.





CHARLES STEGER

University President

Now in his seventh year as President of Virginia Tech, Dr. Charles Steger has charted a course to bolster the university's research enterprise and compete among the nation's premier research institutions. Under his direction, the university has adopted a strategic plan, which is guiding the growth of the research enterprise, fostering outreach initiatives and increasing quality across all aspects of the academic community.

Perhaps one of the most memorable contributions of Steger's administration has been his role in the Higher Education Restructuring Act, which has been approved by the Virginia General Assembly and took effect July 2006. Two years ago, Steger joined forces with other university presidents to help define a new relationship between the Commonwealth of Virginia and its institutions of higher education, which enables greater institutional flexibility and potential for growth. This groundbreaking legislation will enable Virginia Tech to perform long-range planning, ensure a stable and predictable revenue stream and ultimately ensure a quality education for its students.

A hallmark of Steger's administration is making the impossible a reality. Steger will be forever credited with negotiating Virginia Tech's entrance into the Atlantic Coast Conference — a 50-year dream come true for Hokie fans.

Under Steger's leadership and vision, research activity continues to steadily increase, and the focus of the research enterprise continues to widen. Shortly after Steger took office, the university launched the Virginia Bioinformatics Institute, which in six years has already secured more than \$54 million in external research funding.

Concurrent with the expanding research agenda, Virginia Tech remains grounded in its land grant roots. Under Steger's leadership, the university has expanded its outreach efforts like never before. For example, Virginia Tech has partnered in a number of initiatives in Southside Virginia, including the renowned Institute for Advanced Learning and Research (IALR), which are advancing both educational and economic development opportunities.

Virginia Tech is helping to provide educational opportunities for working professionals. With Steger's guidance, Virginia Tech has tripled its on-line course offerings. Today, through distance education, the university offers more than 30 graduate degree and certificate programs, which can be accessed across the globe.

With Steger's leadership, the university has reaffirmed its core mission of undergraduate education. The university is dedicated to fostering a research intensive environment that offers students an opportunity to learn the scientific process while enhancing their critical-thinking skills.

In his previous role as Vice President for Development and University Relations, Steger built a critical base of private support when he led the Campaign for Virginia Tech, which raised more than \$337 million. Today, private support from Virginia Tech's alumni and friends continues to play an essential role in this university community. Last year, the university raised more than \$67 million, a 23.5 percent increase over the previous year.

Steger's ties to Virginia Tech span five different decades as a student, professor, dean, vice president and now president. While on the faculty, he twice won teaching excellence awards. When he became dean of the College of Architecture and Urban Studies in 1981, he was, at age 33, the youngest architecture dean in the nation. His most recent publications include book chapters on the topics of the business of education and the university presidency.

Steger is immediate past-Chairman of the Virginia Council of Presidents and is currently chair of the Virginia Space Grant Consortium. He is a member of the National Council on Competitiveness and the Association of Governing Boards of Universities and Colleges. For his significant contributions to the mission of The National Conference for Community and Justice, he received the NCCJ Humanitarian Award in 2002. The New Century Technology Council awarded him its 2004 Compass Award for visionary thinking and leadership in the field of information technology.

Steger also serves on the boards of several organizations including the Carilion Biomedical Institute, the Council of Higher Education's General and Professional Advisory Committee, the Virginia Business Higher Education Council, the World Institute for Disaster Risk Management and the Roanoke Economic Development Partnership.

He is a Fellow in the American Institute of Architects, and holds the William C. Noland Award for distinguished service and accomplishments from the Virginia Society of the AIA. The First Virginia Chapter of the National Society of Fundraising Executives recognized him as the Outstanding Fundraising Executive in 1999.

Steger received his Bachelor of Architecture degree, Master of Architecture degree and Ph.D., in environmental science and engineering from Virginia Tech.



University President Dr. Charles Steger congratulates Tech head coach Beth Dunkenburger following the Hokies' opening-round victory over Wake Forest in the 2006 ACC Tournament.

UNIVERSITY PRESIDENT

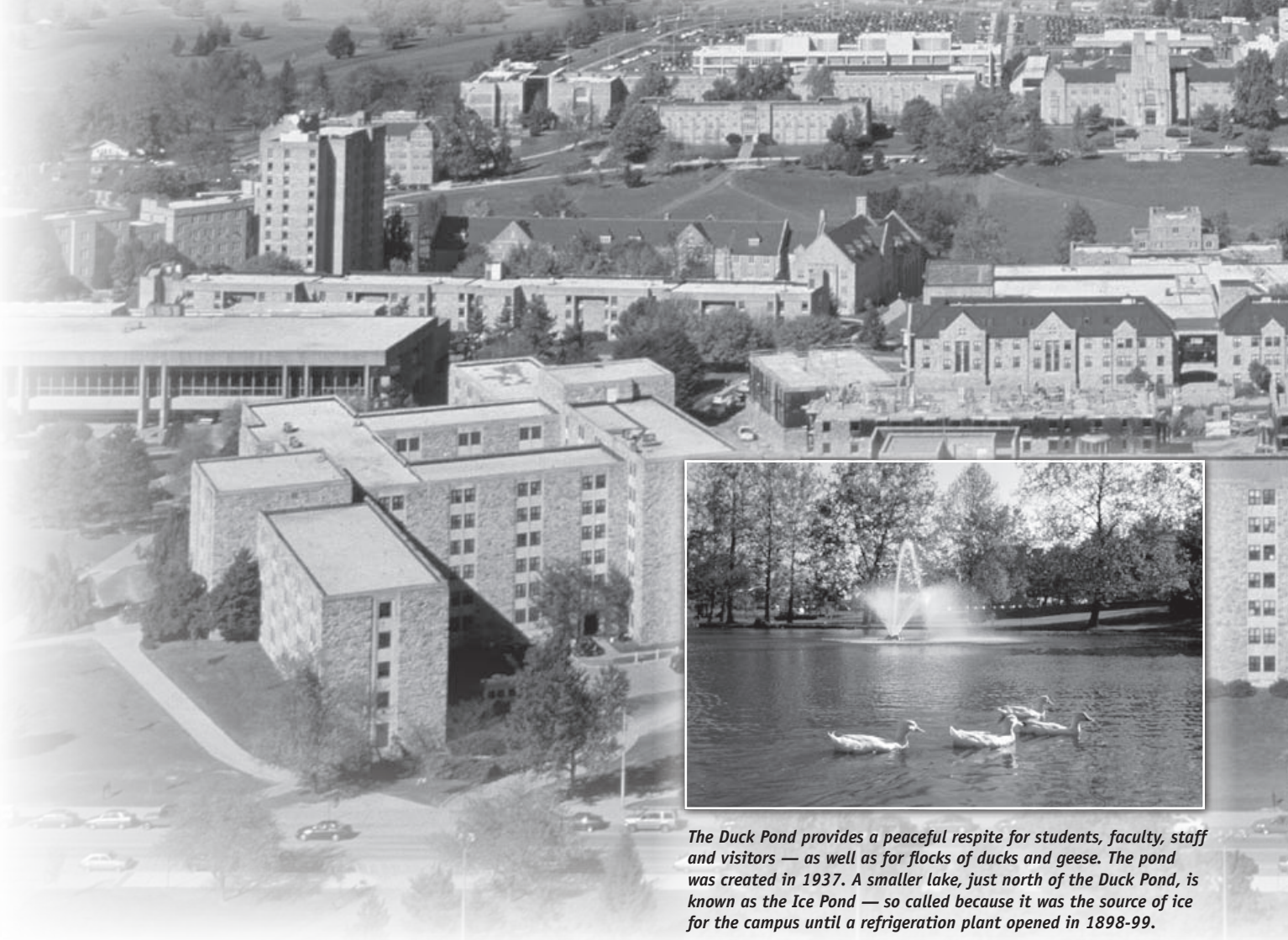
CAMPUS LANDMARKS



The focus of student campus activity and the hub of much of the performing and visual arts at the university, Squires Student Center contains theatres, the Perspective Art Gallery, the Black Cultural Center, pool tables, bowling lanes, restaurants, ballrooms and administrative offices for many student organizations. The original student center, built in 1937, has undergone several major renovations, but the facade of the original building is visible in the second-floor lobby area.



Col. William B. Preston established the Smithfield estate — named for his wife, Susanna Smith — in 1772 after an earlier settlement known as Draper's Meadow was wiped out in an Indian massacre. The oldest part of the existing house was built in 1790. A state historic landmark, Smithfield is open for tours April through November. Call (540) 951-2060 for details.



The Duck Pond provides a peaceful respite for students, faculty, staff and visitors — as well as for flocks of ducks and geese. The pond was created in 1937. A smaller lake, just north of the Duck Pond, is known as the Ice Pond — so called because it was the source of ice for the campus until a refrigeration plant opened in 1898-99.

CAMPUS LANDMARKS



Torgersen Hall, home to Virginia Tech's Advanced Communications and Information Technology Center, provides a high-tech environment in which researchers, teachers and students can interact in innovative and effective ways. The building includes high-tech auditoriums, observational booths for watching and taping experimental teaching techniques, the CAVE — Tech's sophisticated virtual reality environment for advanced research and learning, and an electronic reading room occupying the arch that spans Alumni Mall.



Constructed in 1902, The Grove serves as the residence for Virginia Tech presidents and their families. Today, besides fulfilling its original function, it also is the guest residence for visiting dignitaries and serves as a reception facility.

VIRGINIA TECH HOKIES

ATHLETICS DEPARTMENT

ADMINISTRATION

Director of Athletics	
Jim Weaver	231-3977
Senior Associate Director of Athletics/Senior Woman Administrator	
Sharon McCloskey	231-3977
Associate Director of Athletics for Internal Affairs	
Tom Gabbard	231-6265
Associate Director of Athletics for Administration	
Jon Jaudon	231-5497
Associate Director of Athletics for Financial Affairs	
Randy Butt	231-7530
Associate Director of Athletics for External Affairs	
Tim East	231-2371
Associate Director of Athletics for Football Operations	
John Ballein	231-9991
Assistant Director of Athletics for Compliance	
Tim Parker	231-5497
Assistant Director of Athletics for Athletic Performance	
Mike Gentry	231-2984
Assistant Director of Athletics for Ticketing Services	
Sandy Smith	231-6731
Assistant Director of Athletics for Media Relations	
Dave Smith	231-6726

ADMINISTRATIVE SUPPORT

Administrative Staff Assistant	Carmela Smith	231-3977
Secretary, Internal Affairs	Karen Mabry	231-6265
Secretary, External Affairs	Jean Ann Bailey	231-2371
Secretary, Administration	Joyce Wynn	231-5497
Secretaries, Olympic Sports	Marianne Baffi	231-3671
	Penny Martin	231-5037
	Lisa Maddox	231-9415
Secretary, Sports Medicine/Athletic Training	Elaine Flippo	231-7741
Department Receptionist	Vickie Graham	231-9984

ATHLETIC PERFORMANCE

Asst. A.D. for Athletic Performance	Mike Gentry	231-2984
Assistant Director of Strength & Conditioning	Terry Mitchell	231-7386
Coordinators of Strength & Conditioning	Jarrett Ferguson, Keith Short	
Coordinator of Strength & Conditioning for Olympic Sports		
	aJamie Meyer	231-7386
Strength & Conditioning Graduate Assistants	Cedric Smith, Thenus Franklin, Mike Crist	
Director of Sports Nutrition	Amy Freel	231-9910
Sport Psychologist	Dr. Gary Bennett	231-2556

BUSINESS OFFICE

Associate A.D., Financial Affairs	Randy Butt	231-7530
Human Resources Manager	Pam Linkous	231-3142
Business Manager	Lisa Rudd	231-6553
Assistant Business Manager	Michelle Collins	231-6590
Accounting Services Specialist	Jean Vaughan	231-6728
Accounting Services Specialist	Gary Steck	231-2196

CHEERLEADERS/HI-TECHS

Spirit Coach	Rickey Hill	231-5744
--------------	-------------	----------

EQUIPMENT

Equipment Manager	Lester Karlin	231-9967
Assistant Equipment Managers	Eric Cross, Tommy Rapier	
Laundry Specialist	Louis Koel	

FACILITIES AND GAME OPERATIONS

Game Operations Manager	Cara Walters	231-9963
Game Operations Coordinator	Jerry Cheynet	231-5128 or 231-6660
Facilities Manager (Jamerson/Cassell/Meryman)	Kent Sheets	231-2199
Facilities Manager (Field House)	Denie Marie	231-2191
Facilities Manager (Lane Stadium)	Casey Underwood	231-6067
Sports Turf and Athletics Grounds Manager	Jason Bowers	231-6067
Facilities Coordinator	Dan Pressley	231-9969
Facilities Manager (Tennis Center)	Jerry Stevens	231-5908
Maintenance Supervisor (Lane Stadium)	Ronnie Turpin	231-6067

HOKIESPORTS THE NEWSPAPER

Editor	Jimmy Robertson	231-4134
Assistant Editor	Matt Spiers	231-3908

INTERNET SERVICES

Director and Webmaster	Damian Salas	231-8816
------------------------	--------------	----------

INFORMATION SYSTEMS

Director of Information Systems	Brad Tilley	231-7539
Computer Technician	Chris Mayer	231-9361
Secretary	Jean Ann Bailey	231-2371

MONOGRAM CLUB

Director	Russ Whitenack	231-9156
----------	----------------	----------

SPORTS INFORMATION OFFICE

Assistant A.D., Media Relations	Dave Smith	231-6726
Sports Information Secretary	Donna Smith	
Associate Sports Information Director	Anne Panella	231-7684
Assistant Sports Information Director	Bill Dyer	231-8852
Assistant Sports Information Director	Torye Hurst	231-8823
Assistant Sports Information Director	Bryan Johnston	231-3387
Assistant Sports Information Director	David Knachel	231-1838

SPORTS MARKETING & PROMOTIONS OFFICE

Executive Director for Sports Marketing & Promotions	Jeremy Wells	231-2515
Director of Sports Marketing	RaeLynn McAfee	231-3236
Assistant Director of Sports Marketing	Matt Moeller	231-8783
Secretary	Jean Ann Bailey	231-2371

SPORTS MEDICINE AND ATHLETIC TRAINING

Team Physicians	Dr. P. Gunnar Broolinson	231-5983
	Dr. Delmas Bolin	231-5983
Director of Athletic Training	Mike Goforth	231-6410
Athletic Trainers	Keith Doolan, Jimmy Lawrence, Chad Hyatt, Megan Rittler	

STUDENT-ATHLETE ACADEMIC SUPPORT SERVICES

Coordinator	Chris Helms	231-6165
Associate Coordinator	Colin Howlett, Jess Hegr	
Athletic Advisors	Katie Ammons, Drew Scales, Sarah Armstrong	
Secretary	Terrie Repass	

STUDENT SERVICES OFFICE

Director of Student Life for Athletics	Megan Armbruster	231-6265
Coordinator of Student Life	Patricia Lovett	231-3956
Director of Compliance	Shauna Cobb	231-8492
Assistant Director of Compliance	Bert Locklin	231-3301
Coordinator of Academic Compliance	Sandy Weber	231-2264

TICKET OFFICE

Assistant A.D., Ticketing Services	Sandy Smith	231-6731
Associate Ticket Manager	Stephen Medley	
Assistant Ticket Managers	Kathy Cox, Melissa Jones	

VIDEOGRAPHY

Director of Broadcasting	Kevin Hicks	231-9990
Director of Video	Tom Booth	
Video Coordinator	Brian Walls	
Producer	Jed Castro	

VIRGINIA TECH ATHLETIC FUND, INC.

Director of Development for Intercollegiate Athletics	Lu Merritt	231-6618
Associate Director of Development for Intercollegiate Athletics	John Moody	
Director of Development for Special Gifts and the Athletic Annual Fund	Terry Bolt	
Director of Major Gifts for Intercollegiate Athletics	David Everett	
Assistant Director of Development	Brian Thornburg	
Assistant Director of Development	Scott Davis	
Accountant	Sharon Linkous	
Alumni Program Coordinator	Diana Fain	
Secretary	Jane Broadwater	
Fiscal Assistant	Vicky Moore	

BASEBALL

Head Coach	Pete Hughes	231-3671
Assistant Coaches	Mike Gambino, Dave Turgeon	

BASKETBALL, MEN'S

Head Coach	Seth Greenberg	231-6725
Assistant Coaches	Brad Greenberg, Ryan Odom, Stacey Palmore	
Executive Secretary	Sharon Spradlin	
Director of Men's Basketball Operations	Rick Hall	

BASKETBALL, WOMEN'S

Head Coach	Beth Dunkenberg	231-4998
Assistant Coaches	Shellie Greenman, Bobbie Kelsey, Stacy Cantley	

FOOTBALL OFFICE

Executive Secretary	Dianne Santolla	
Director of Women's Basketball Operations	Jill Jameson	231-7629

FOOTBALL

Head Coach	Frank Beamer	231-4132
Executive Secretary	Diana Clark	231-4132
Assistant Coaches	Billy Hite, Bud Foster, Bryan Stinespring, Jim Cavanaugh, Mike O'Cain, Kevin Sherman, Curt Newsome, Torrian Gray, Charley Wiles	231-6368
Program Support Technicians	Lisa Marie	231-6368
	Kristie Verniel	231-9991
Associate A.D. for Football Operations	John Ballein	231-9991
Football Operations Assistant	Bruce Barnes	231-2502
Character Education Coordinator	To be named	

GOLF

Head Coach	Jay Hardwick	231-6435
Assistant Coach	Brian Sharp	

LACROSSE

Head Coach	Katrina Silva	231-2776
Assistant Coaches	Annie Richards, Megan Burkner	

SOCCER, MEN'S

Head Coach	Oliver Weiss	231-7143
Assistant Coaches	Mike Brizendine, To be named	

SOCCER, WOMEN'S

Head Coach	Kelly Cagle	231-6423
Assistant Coaches	Charles Adair, Michael Lovett	

SOFTBALL

Head Coach	Scott Thomas	231-2720
Assistant Coaches	Christine Hornak, Al Brauns	231-1804

SWIMMING & DIVING, MEN AND WOMEN

Swimming Coach	Ned Skinner	231-5086
Diving Coach	Ron Piemonte	231-3301
Assistant Coaches	Braden Holloway, Genevieve McNeill	231-9970

TENNIS, MEN'S

Head Coach	Jim Thompson	231-4589
Assistant Coach	Jimmy Borendame	

TENNIS, WOMEN'S

Head Coach	Terry Ann Zawacki-Woods	231-9971
Assistant Coach	To be named	

TRACK & CROSS COUNTRY, MEN'S AND WOMEN'S

Director of Track & Field and Cross Country	Dave Cianelli	231-5037
Associate Head Men's Track & Field Coach (Throws)	Greg Jack	
Assistant Coaches	Ben Thomas, Lawrence Johnson, Stacey Vidt	

VOLLEYBALL


Head Coach	Chris Riley	231-5037
Assistant Coaches	Shelbylynn McBride, Jayme Gergen	231-9972

WRESTLING

Head Coach	Kevin Dresser	231-3671
Associate Head Coach	Tony Robie	231-9357
Assistant Coach	Pat Cummins	231-3185

Jamerson Athletics Center/Cassell Coliseum/Meryman Center/West Side Lane Stadium
Blacksburg, VA 24061 • (All phone numbers are area code 540)

ATHLETICS DEPARTMENT



JIM WEAVER

Director of Athletics

James C. Weaver, whose innovative ideas and work as a reformer have made him one of college athletics' most popular administrators, is the director of athletics at Virginia Tech.

Weaver, 61, was appointed on Sept. 24, 1997 and has been a tireless leader on behalf of Tech athletics. In his years on the job at Tech, Weaver has taken steps to place increased emphasis on projects benefiting student-athletes.

A top personal priority for Weaver is the continuing improvement of Tech's facilities.

A major addition to the west side of Lane Stadium opened this summer. In addition to luxury suites and other game day amenities, the structure houses a ticket office, athletic fund offices, an Athletics Hall of Fame and a new student academic services area.

Weaver presided over Tech's move into the Atlantic Coast Conference in 2004-05, when Virginia Tech and Miami were officially introduced as the 10th and 11th members of the ACC, effective July 1, 2004.

Weaver renegotiated Tech's multimedia rights contract with ISP Sports, creating a new business relationship and enhanced revenue for the athletics department. In the Fall of 2000,

Weaver arranged a joint venture with ISP to commit \$2 million to purchase new scoreboards, upgrade sound systems, install an L.E.D. video display screen at Lane Stadium (which was enlarged for the 2005 season) and place two wall-mount L.E.D. video screens in Cassell Coliseum.

Weaver came to Tech from Western Michigan University where he was director of athletics from January, 1996 until he came to Blacksburg. Prior to that, he was AD for three and a half years at UNLV, where he reconstructed a troubled athletic department.

Weaver brings a "Penn State mentality" to the position. He says that various schools' interest in him as a reformer through the years can be traced to Penn State and its reputation for how it conducts business in intercollegiate athletics.

It was with the Nittany Lions' football team that Weaver first made a name for himself in athletics. He was a center and linebacker on Penn State teams coached by the legendary Rip Engle and Joe Paterno.

A native of Harrisburg, Pa., Weaver was recruited to Penn State by Engle. He played three seasons under Engle and one under Paterno, who is still the coach of the Nittany Lions.

Weaver graduated from Penn State in 1967 with a bachelor's in psychology and rehabilitation education. He received a master's in college counselor education, also from Penn State, in 1968.

Weaver started a coaching career as an assistant at Penn State for six seasons.

Prior to landing the athletic director's job at UNLV, Weaver spent nine years at the University of Florida. He was a strong force at Florida in the field of compliance and concluded his time there as associate athletics director.

Weaver drew rave reviews at UNLV for his fund-raising expertise. He generated nearly \$15 million in his time there.

While at Western Michigan, Weaver announced creation of a \$7 million football center, stabilized fluctuating revenues and installed a CHAMPS Life Skills program.

Weaver and his wife Traci have four sons — Josh, Paul, Cole and Craig.



Jim and Traci Weaver pictured with their sons (l to r), Paul, Josh, Craig and Cole.

DIRECTOR OF ATHLETICS

ADMINISTRATION & MANAGEMENT STAFF



Sharon McCloskey

Senior Associate Athletics Director and Senior Woman Administrator

Responsibilities: Department administrator for football and women's basketball. Oversees women's lacrosse, women's soccer, softball, cheer and dance, strength and conditioning, sports medicine and the equipment room.

Joined VT Staff: 1984

Record at Virginia Tech: Senior associate athletics director (since 1995) and senior woman administrator (since 1988); interim athletics director (1997); assistant athletics director (1992-95); first woman in college athletics to hold position of recruiting coordinator in Division I (1988-92); Virginia Tech football office receptionist and recruiting secretary (1984-88)

Education: Virginia Tech, 1979

Of Note: As recruiting coordinator, McCloskey proved to be one of the most innovative people in the field. She completely reorganized the schedule for official recruiting

visits by making academics the highlight of the visit. All aspects of university life were included in the visit for the prospective student-athlete. She lined up various meetings with professors and department heads, and key figures on campus.

McCloskey is one of the few women in college athletics who has been an advance person for away football games. It is her responsibility to arrange for hotel rooms, meals, meeting rooms, police escorts and air and ground transportation for the team.

As Tech's liaison for NCAA certification, a process the NCAA uses to ensure integrity in collegiate athletics, McCloskey coordinates periodic department self-study and review teams.

She served as tournament manager for the first two rounds of the NCAA Women's Basketball Championship in 1999 and again in 2004.



Tim East

Senior Associate Athletics Director for External Affairs

Responsibilities: Directly supervises marketing and promotions, sports information, the ticket office, hokiesports.com and *hokiesports the newspaper*. East is the department's liaison with ISP Sports, the exclusive multi-media and advertising rights holder for Virginia Tech athletics. East helps the department to identify and pursue new business opportunities.

Joined VT Staff: 1994

Prior to Virginia Tech: Marketing manager, VP International (publisher of *Golf Illustrated* magazine); Associate athletic development and marketing director, Long Beach State (1988-91); Assistant director of marketing and promotions, Miami (1986-88)

Education: St. Thomas University; Florida State University, 1985 (undergraduate)

Of Note: East joined the staff as director of promotions in

1994 and was promoted to director of marketing and promotions in 1995. Only one year later he was named assistant athletics director for marketing and promotions. During his 12 years on the staff, East has overseen all marketing and promotional aspects for the Hokies 21 varsity sports.



Randy Butt

Associate Athletics Director for Financial Affairs

Responsibilities: Oversees for the annual operations budget, all financial reporting, the business office, day-to-day operations, department liaison to the University Office of Budget and Financial Planning, Internal Audit, Auditor of Public Accounts. Butt has monitored revenue and expenditure growth from \$6 million in 1986-87 to more than \$43 million in 2005-06. Oversees the ticket office, human resources, and the men's and women's tennis programs.

Joined VT Staff: 1986

Prior to VT: Accountant for The Kroger Company in Roanoke, Va.

Education: National Business College, 1992 (BBA); Virginia Tech, currently working toward Master's degree.

Of Note: Butt joined the staff as assistant business manager and was elevated to his current position in April, 2002. He is a life-long resident of the area and attended the same High School (Shawsville) as women's basketball coach Beth Dunkenberg. Butt has been a member of the University's Leadership Development program since 1999. He oversees the men's and women's tennis programs.

Family: Wife Debi; daughters Mallory, Casey and Lianna.



Tom Gabbard
Associate Athletics Director for Internal Affairs

Responsibilities: Tom Gabbard is in charge of new construction and maintenance, supervises Tech's facilities managers and game operations and is responsible for the sports of men's basketball, men's and women's track and cross country. He oversaw the construction of the new west side addition to Lane Stadium and all the other recent construction projects in the athletics department.

Facilities upgrading over the last six years has been continuous, and will have on-going emphasis in the future. Over \$105 million of facilities upgrades have either been completed or planned since Gabbard and Jim Weaver arrived at Virginia Tech.

Joined VT Staff: 1998

Prior to Virginia Tech: Assistant athletics director for administration at UNLV (1996-1998); director of administration at UNLV (1992-96)

Education: University of Florida, 1968 (BSBA)

Of Note: Gabbard has directed the men's national

golf championship, NCAA regionals and conference championship tennis at Virginia Tech. He is currently a member of the ACC golf committee and Chairman of the ACC track & field committee.

Gabbard and Weaver were instrumental in several major facilities projects at UNLV, including the construction of the Lied Athletic Complex, Wilson Baseball Stadium, Fertitta Tennis Complex and the Redd Basketball Offices.

Gabbard came into athletics due to his experience with building construction. He had a 20-year real estate career in Florida before joining Weaver's staff at UNLV.

Gabbard is a Vietnam veteran (1970-71) who achieved the rank of first lieutenant in the U.S. Army's artillery branch.

Family: Wife Nancy; children Eric and Cyndi (Krupa); three grandchildren.



Jon Jaudon
Associate Athletics Director for Administration

Responsibilities: Jon Jaudon is responsible for the areas of sport administration, compliance and student life, while also serving as the department's liaison to the provost's office for athletic academic advising. He oversees the sports of baseball, men's soccer, men's and women's swimming and diving, volleyball and wrestling. Jaudon serves as the Vice-chair of the Wrestling Committee and serves on the officiating committee for the ACC.

Joined VT Staff: 1999

Prior to Virginia Tech: Assistant athletics director, University of Texas at Austin (1997-1999); academic counselor at UT Austin (1991-1997); academic counselor at University of Florida (1985-1991)

Education: University of Florida, 1985 (master's); University of Florida, 1983 (undergraduate)

Of Note: At Texas, Jaudon oversaw the academic programs

for all of men's athletics. During his tenure at Texas, he personally counseled athletes in football, basketball and baseball.

Texas enjoyed unprecedented academic success during Jaudon's years of service. In 1996, Jaudon earned the James W. Vick Texas Excellence Award for academic advising.

A native of Bradenton, Fla., Jaudon worked as an academic counselor at the University of Florida before going to Texas.

While pursuing his graduate degree he coached baseball at Santa Fe Community College (1983-85).

Family: Wife Marcia; daughter Megan and son Jared.



Megan Armbruster
Student Life



John Ballein
Football Operations



Mike Gentry
Athletic Performance



Mike Goforth
Athletic Training



Chris Helms
Academic Support



Pam Linkous
Human Resources



Lu Merritt
Development



Tim Parker
Compliance



Dave Smith
Media Relations



Sandy Smith
Ticketing Services



Cara Walters
Game Operations



Russ Whitenack
Monogram Club

ATHLETIC COMPLEX

Cassell Coliseum — home to the basketball, wrestling and volleyball teams

66,233-seat Lane Stadium, home to the Hokies' football team, has undergone major improvements and now houses academic support services as well as other offices

The swimming and diving teams compete in War Memorial Pool, located in the middle of campus

The Merryman Center and Jamerson Athletic Center house the department offices as well as strength and training facilities

Virginia Tech Soccer/Lacrosse Stadium, an outstanding facility, was built in 2003 at this location in the center of the athletic complex, and an artificial surface practice field was added in 2005.

Rector Field House provides a full-size indoor practice facility and houses Tech's state-of-the-art indoor track

Tech Softball Park

The Johnson-Miller Outdoor Track Complex

English Field is home to the Tech baseball team

The golf team enjoys privileges at Tech's on-campus course and four other nearby courses

The tennis teams play on the south edge of campus at the Burrows-Burleson Tennis Center

Tech's cross country course is located on the west side of campus

The new West Side Expansion of Lane Stadium houses the Student Athlete Academic Support Services offices as well as an all-sports memorabilia area.




The Merryman Center serves as the main entranceway to the Virginia Tech Athletic Department.



ATHLETIC COMPLEX



Tech's competition venues — such as 66,233-seat Lane Stadium (above), 9,847-seat Cassell Coliseum (left), English Baseball Field (below) and Tech Softball Park (bottom) — are among the best in college athletics.



Rector Field House provides an excellent place for Tech's athletic teams to practice indoors during inclement weather and houses an outstanding indoor track for a few months in the winter.



ATHLETIC COMPLEX

A SUCCESS STORY!

ACC Allows Great Achievements and Visibility

Virginia Tech has a long and proud athletic tradition, but the Hokies have really seen their success and visibility grow immensely over the past few years. For the ever-growing legion of Tech fans, the most exciting part is that the future looks even brighter.

On July 1, 2004, Virginia Tech officially became a member of the prestigious Atlantic Coast Conference – a move that has already helped the Hokie athletics program grow even stronger.

Tech competes at the Division I level of the NCAA, and with a total of 21 varsity sports, 11 for men and 10 for women, Virginia Tech provides generous opportunities for athletes (and fans) to get in the Hokie huddle.

The success — and bright outlook — of Beth Dunkenberger's women's basketball program is only part of the story.

Tech's nationally known football team has had unprecedented success over the past decade. The Hokies have played in 13 consecutive bowl games. Last year, the Hokies won 11 games including the Gator Bowl after capturing a berth in the first-ever ACC championship game. The Tech football team captured the ACC Championship in its inaugural season in the league, won BIG EAST Championships in 1995, 1996 and 1999, and played for the National Championship in the 2000 Nokia Sugar Bowl.

In 2005, Spyridon Jullien won NCAA titles in the indoor weight throw and the outdoor hammer throw, bringing the school its first-ever NCAA Championships in any sport. During Jullien's senior year, he again won the weight

throw during the indoor season and captured the hammer throw title at the NCAA Outdoor Championships.

The women's basketball team advanced to the NCAA Tournament last year, marking the 11th time in the past 13 years that the Hokies have made it to the postseason. The men's basketball team received a bid to the NIT following the 2004-05 season, and is looking to make it back to the NCAAs.

In the fall of 2005, the men's soccer team earned its highest ranking ever and received a first-round bye in the NCAA Championships. The softball team earned its first-ever NCAA berth during the spring of 2005 and earned its second bid the following spring. The 2006 season featured the program's first All-American. The women's soccer team reached the postseason for the first time in its history during 2004 and earned the ACC sportsmanship award in 2005.


In 2001, the Hokie golf team won a nation's-best six tournaments, including the BIG EAST Golf Championship and went on to record an eighth-place finish at the 2001 NCAA Golf Championship.

Tech's baseball team and men's tennis teams have also participated in NCAA postseason competition in recent years, as have individuals from wrestling, swimming, tennis, golf, cross country and track & field.

Prior to joining the ACC, Virginia Tech was a charter member of the BIG EAST Football Conference since 1991, and a member of the BIG EAST in all other sports except wrestling from 2001 to 2004.



Spyridon Jullien won four NCAA titles for the Virginia Tech track and field team.



Jessica Botzum (above) and Gus Calado (below) have earned All-America honors swimming for Virginia Tech.



The Hokies celebrate a goal during the 2004 NCAA Women's Soccer Championships.



A SUCCESS STORY



Virginia Tech has one of the nation's top football programs, and 66,233-seat Lane Stadium (top) is one of the most exciting venues in college sports.




The Hokie softball team (above) celebrates a first-round 2006 NCAA Tournament win. Inga Beermann (below) represented Virginia Tech in the singles draw of the NCAA Tennis Championships last year.



A SUCCESS STORY

BLACKSBURG, VIRGINIA

Home of Virginia Tech Is College Town, U.S.A.



One of America's best college towns, Blacksburg is a perfect setting for Virginia Tech.

Located in Southwest Virginia on a plateau between the Blue Ridge and Alleghany Mountains, Blacksburg combines the laid-back lifestyle of a small town with the amenities one would expect to find in a major center of higher education. Together, the town and university have worked hard to create a progressive community that ranks among the nation's elite living environments.


Virginia Tech and the Town of Blacksburg gained national and international attention by creating the world's first "electronic village." Businesses and industries have been drawn by the potential of the quaint town.

Established in 1798 by John and William Black, the town is surrounded by scenic mountain views that accentuate the area. Since its founding, Blacksburg has grown to become the largest town in Virginia.

The nearly 42,000 residents (including students) enjoy close proximity to a variety of recreation areas such as the Blue Ridge Parkway, Appalachian Trail, Claytor Lake and the New River. The region features a moderate climate and four distinct seasons.

Blacksburg's location (adjacent to major interstate highways) provides convenient access to most points in the southern and eastern parts of the country.





BLACKSBURG, VIRGINIA



STUDENT-ATHLETE SUPPORT



The Virginia Tech Athletics Department has excellent facilities and personnel to provide comprehensive support to its student-athletes by creating an atmosphere conducive to their overall success



STUDENT ATHLETE ACADEMIC SUPPORT SERVICES

Providing the Tools for Success in the Classroom

The success of Virginia Tech's women's basketball program rests largely on the academic progress of each student-athlete. The academic performance of Tech student-athletes has improved each year due in part to the Student Athlete Academic Support Services (SAASS).

The Virginia Tech graduation rate for student-athletes has risen significantly in recent years and is a school-best 74 percent for 2005. This marks the third time in the last four years that Virginia Tech's student-athlete graduation rate has been 70 percent or better.

The Virginia Tech women's basketball program has been an integral part of this recent academic success.

In addition to posting impressive graduation figures, current Virginia Tech student-athletes continue to excel in the classroom. For the 2005 calendar year, 376 3.0 GPA's were earned by student-athletes, student trainers, student managers, cheerleaders and

HighTechs. These student-athletes and students from support areas were recognized at the Athletic Director's Honors Breakfast last spring.

Student-athletes are the most visible student component of a university. They entertain thousands of fans, students and alumni. Their athletic ability and achievement is the primary focus for national media attention. Athletic events bring back not only faithful alumni, but are a welcome mat for potential new students.

Student-athletes devote many hours to practice, conditioning and training that are not required of all students. Due to their time commitment and their high visibility, it is an obligation and in the best interest of the university to supply these students with services which will allow them to maximize their academic potential.

The Virginia Tech Student Athlete Academic Support Services office is committed to providing fundamental and supplemental

programming, consistent with University and NCAA policy, aimed at enhancing each student-athlete's educational experience.

Stakeholders of the office's mission include student-athletes and their families, the university community, coaches and athletics administrators. SAASS seeks to develop relationships with its stakeholders that are founded on trust and respect, and provides the following services to accommodate their needs:

- University and NCAA information
- Orientation
- Academic assessment
- The development of an effective student life program
- Appropriate referrals
- Monitored study environments
- Tutorial programs
- State of the art technological learning assistance
- Student Athlete academic performance evaluations



The Student Athlete Academic Support Services offices are located in the beautiful new expansion of Lane Stadium.



ACADEMIC SUPPORT SERVICES



Student Athlete Academic Support Services Assistant Director Katie Ammons works with Vionca Murray in her new office in Lane Stadium.

The expectations of the Virginia Tech community are that each student-athlete achieves their maximum academic and athletic potential. With the proper assistance, facilities and encouragement, these potentials can become a reality.

SAASS provides programming for student-athletes from their freshman year through graduation. This includes a comprehensive orientation to Tech, study hall, mentoring, tutoring, academic monitoring, academic recognition and eligibility education. Additionally, student-athletes are referred to and encouraged to take advantage of other campus agencies charged with helping students in their academic pursuits.

During this past summer, the SAASS office moved to the West Side of Lane Stadium. Here, student-athletes have access to state-of-the-art technology, quiet study facilities, individualized tutorial rooms and direct access to the SAASS staff. This complex is a focal point for the Athletics Department, both aesthetically and pragmatically, and provides a centralized place for student-athlete services.

The new facility features:

- More than 18,000 square feet of functional space
- 10 Staff Offices
- 18 Private Tutor Rooms
- State-Of-The-Art Classroom
- 45 Station Computer Lab
- Three Reading/Study Rooms
- Conference Room
- Reference Library

Together, these spaces provide the student-athlete with a variety of study environments conducive to their success. Athletes can use these facilities between classes, after practice or

in the evenings, with flexible hours tailored to make the most of a student-athlete's limited time.

Chris Helms, in his eighth year at Tech, is the director and is responsible for the development and leadership of the Student Athlete Academic Support Services office.

Colin Howlett begins his 10th year with Virginia Tech and serves as an associate director in the SAASS office.

In addition to assisting the director in all facets of the program, Howlett oversees the advisement of football student-athletes with regard to satisfactory progress, eligibility and degree completion as set forth by the NCAA, ACC and Virginia Tech.

He also helps coordinate support services for the football program, including tutorial support, mentoring, organized study table and major and career counseling. In addition to these responsibilities, Howlett assists in the recruitment, academic evaluation and student-athletes. Ammons is a former standout Hokie student-athlete.

Katie Ammons is an assistant director who begins her eighth year and works with the men's and women's basketball, men's and women's cross country and men's and women's track programs. Ammons is also in charge of the operation of the computer labs and other computing resources available for student-athletes. Ammons is a former standout Hokie student-athlete.

Sarah Armstrong, assistant director, begins her second year as a full time member of the SAASS staff. Armstrong has undergraduate and graduate degrees from Virginia Tech and has served as SAASS's intern for the past two academic years. She works alongside Howlett and is responsible for providing academic programming for the freshman football students. Armstrong is also

in charge of coordinating SAASS's tutorial program.

Drew Scales begins his fifth year with Student Athlete Academic Support Services as an assistant director. Scales provides academic support for student-athletes in lacrosse, volleyball, men's and women's soccer and wrestling, in addition to overseeing the mentor program.

Jessica Hegr begins her second year with SAASS and will work with student-athletes from the sports of baseball, softball, men's and women's swimming, men's and women's tennis, as well as the managers, trainers, cheerleaders and HighTechs.

Peggy Weiss serves as the learning specialist for the SAASS unit and is currently developing the Learning Assistance Program to help support student athletes and teach them more effective ways to study and perform well academically. Dr. Weiss will work in collaboration with the office of Services for Students with Disabilities and with all of the SAASS Academic Coordinators.

Joseph Goodman, systems administrator, is in his second year with the SAASS program. He provides SAASS and student athletes with the expertise to maintain and secure the windows computer lab and linux servers, develop web-based applications to enhance SAASS programming, and apply web-based applications using open source products to enhance education.

Terrie Repass begins her 32nd year of service at Virginia Tech. She serves as the office secretary and "first contact" person for the SAASS. She is responsible for organizing special events and meetings for the office. Repass prepares all accounting, purchasing and travel transactions for the office.



Student-athletes posting at least a 3.0 GPA are recognized at the annual Athletic Director's Honors Breakfast.

Academic Support Services Mission and Programs

The Virginia Tech Student Athlete Academic Support Services office is committed to providing fundamental and supplemental programming, consistent with University and NCAA policy, aimed at enhancing each student-athlete's educational experience.

Following is a summary of the programs SAASS offers:

Athletic Transitions

All Freshman Student-Athletes

A required course designed to ease the transition from high school to college.

Orientation

All Freshman and Transfer Student-Athletes

Team and individual orientation sessions are scheduled.

Tutoring

All Student-Athletes

Individual and group tutoring appointments are available on-site.

Advising-Counseling

All Student-Athletes

SAASS works closely with each student's academic advisor within the college of their major.

Academic Progress

All Freshman and Transfer Student-Athletes

Academic progress reports are sent from the student-athlete's professors to his or her athletic academic advisors twice each semester.

HEAT Lab

All Student-Athletes

The HEAT (Hokies Engaged in Advanced Technology) Lab is a computer-integrated learning environment conveniently located in the SAASS facility.

Academic Recognition

Qualified Student-Athletes

Student athletes with a GPA of 3.0 and above are recognized at the end of each semester as members of the Athletic Director's Honor Roll. Those with a 3.0 for the academic year are placed on the ACC Honor Roll.

Study Hall

All Freshman Student-Athletes and Upperclassmen with a GPA Below the Team Requirement

Study Hall is mandatory for all freshman, transfer, and currently enrolled students with an overall GPA below 2.30.

Academic and Athletic Eligibility

All Student-Athletes

Academic records are monitored to ensure that all student athletes are making progress towards their degree.



Graduation at Lane Stadium is the ultimate academic goal of student-athletes at Virginia Tech.



COMPUTER SERVICES DEPARTMENT



Another example of Virginia Tech's commitment to providing its student-athletes with the best academic resources possible is the presence of the Computer Services department, under the direction of Brad Tilley (*left*) and Chris Mayer.

Because all Tech students are required to own computers, the Virginia Tech athletics department helps its scholarship athletes fulfill that requirement by providing them with state-of-the-art laptops equipped with the most recent software.

In addition to procuring laptops for the athletes, the office also addresses hardware and software needs for the student-athletes and the entire Virginia Tech athletics staff. Both Tilley and Mayer are graduates of Virginia Tech.

STUDENT LIFE

Assisting in the Development of the Total Person

The Virginia Tech Athletics Office of Student Life is committed to developing the total student-athlete. The director of the office of student life, Megan Armbruster, is dedicated to enhancing the quality of the student-athlete experience through programs the office administers. The programming implemented by the Virginia Tech Athletics Office of Student Life is modeled after the NCAA/CHAMPS Life Skills Program. The five components are personal development, career development, academic excellence, athletic excellence and community outreach.

Personal Development

Virginia Tech student-athletes obtain personal development education through workshops and mandatory speakers.

Presentation topics include gambling, alcohol abuse, sexual violence and healthy relationships, media relations and manners and etiquette dinners.

Career Development

In close collaboration with the Virginia Tech Career Services Center, career development programs are designed specifically for student-athletes. Resume design, career fair etiquette, mock interviews, interview attire and mini-career fairs are just a few examples of workshops hosted by the Athletics Office of Student Life. Student-athletes are encouraged to participate in on-campus interviewing and eRecruiting along with securing internships and coops during their college careers.


In the 2005-2006 academic year, Cintas Corporation, Ferguson and NVR, Inc., hosted workshops providing student-athletes the opportunity to hear job search strategies directly from employers.

Academic Excellence

The Virginia Tech Athletics Office of Student Life is responsible for nominating student-athletes for academic honors and awards. Athletes are nominated for on-campus, Atlantic Coast Conference and national awards. Student-athletes with a 3.0 GPA are rewarded each semester by being honored on the Athletic Director's Honor Roll. The 2005 calendar year listed 377 student-athletes with this honor. Neil Savage, men's swimming and diving, and Lindsay Pieper,



The Hokies are active in the community: Britney Anderson signs an autograph for a young fan (above), the program helps collect toys for the Montgomery County Christmas Store, and Nare Diawara (below) talks to a class about her native Mali.





The Tech women's basketball team often visits and shares a good time with students from their community partner, Shawsville Elementary School.



women's lacrosse, received the Skelton Award for Academic Excellence in Athletics. The award is given to one male and one female student-athlete who demonstrate leadership, outstanding academic excellence and community involvement. The recipients of the award receive a \$5,000 scholarship donated by Dr. Bill and Peggy Skelton.

Several athletes from the Virginia Tech women's basketball team have received various academic awards. Eight Hokies made the Athletic Director's Honor Roll in 2005. Brittany Cook was named to the 2005 Virginia Tech All-Academic Team for attaining the highest GPA on the women's basketball team. Laura Haskins and Carrie Mason were named to the 2006 All-ACC Academic Basketball Team. Additionally, Mason was named as a recipient of the ACC Postgraduate Scholarship.

Athletic Excellence

The Virginia Tech Student-Athlete Advisory Committee (SAAC) promotes effective communication between athletic administration and student-athletes. SAAC is comprised of two representatives from each sport. These representatives meet twice a month to discuss issues and concerns regarding their sports, department of athletics, ACC and NCAA legislation. The student-athletes encourage their teammates to get involved both on campus and in the community. Each year, SAAC sponsors a canned food drive during the basketball season. The women's basketball team SAAC representatives are Britney Anderson and Amber Hall.

Community Outreach

The Athletics Office of Student Life community outreach program is "Hokies with Heart." Student-athletes are encouraged to volunteer

throughout their college experience. In collaboration with the Virginia Tech Corps of Cadets and student leadership, the "Hokies with Heart" program works together with the Montgomery County Public Schools system to visit with local students about the importance of education and character development.

In 2006, student-athletes also volunteered with the Montgomery County Christmas Store, Virginia Tech White Ribbon Campaign and Hokies United Hurricane Relief Campaign.

Each athletic team at Virginia Tech is encouraged to select one local charity or group on which to focus its philanthropic efforts throughout the year. The women's basketball team partners with Shawsville Elementary School.

ATHLETIC PERFORMANCE

There's much more to athletic performance than weight training. Always striving to stay on the cutting edge, Virginia Tech has combined strength and conditioning with nutrition and sport psychology to the benefit of its student-athletes. At Tech, these areas are part of the student-athletes' preparation — not just for game day, but also for life after college. Virginia Tech tries to provide the best services, facilities and support staff for all of its student-athletes, to make them better athletes and better people.

STRENGTH & CONDITIONING

One of the most important aspects of a successful college women's basketball program is its strength and conditioning program. Before the lights ever come on, before the players run out of the tunnel and through the smoke for the first game and before the first basket is ever scored for a season, the Hokies work on getting themselves physically prepared for the rigors of the season.

Thanks to the direction of Assistant Athletics Director for Athletic Performance Mike Gentry and Jamie Meyer, strength and conditioning coordinator for Olympic sports, the Virginia Tech strength and conditioning program is among the best in the nation, helping to make the women's basketball program one of the best as well.

One of the main support centers of Tech women's basketball is the strength and conditioning program. The results of hard work by the staff and the student-athletes have paid huge dividends for the program.

The team trains in the 17,000-square foot training center on the first level of the Merryman Athletic Center. The weight room facility features free-weight equipment, a full line of Hammer strength equipment, 12 platforms and a 6,000-square foot state-of-the-art speed and agility room.

Tech also has the use of a 10-by-40-yard sand pit located outdoors and adjacent to the weight room. This pit is used for resistive running drills to improve speed. The Hokies also have the practice fields for use in running drills.

Virginia Tech student-athletes also have access to the Jim "Bulldog" Haren Weight Room. Located in Jamerson Athletic Center, the 5,000-square foot weight room was officially dedicated in September 1985 to Haren, a former Hokie football player and long-time supporter of the Virginia Tech Athletics Department. With the two facilities, the Hokies have more than 22,000-square feet of strength and conditioning training space.

Meyer, who primarily works with the women's basketball team, is a graduate of Virginia Tech and received her B.S. in human development in 2003. She finished her master's degree in sports sciences at Ohio University in 2004. Meyer also holds a CSCS certification and is a USA weightlifting coach.

Assisting Meyer in the weight room this year is graduate assistant LaShawn Weston and intern Christian Sanford.

Mike Crist and former Hokie football player Thenus Franklin are graduate assistants for strength and conditioning.



Jamie Meyer (left), the primary strength coach for women's basketball, briefs the Hokies on the day's workout in the agility room.



The Hokies take part in a great variety of strength and conditioning exercises and competitions to work toward their goals and keep their workouts interesting and productive.

ATHLETIC PERFORMANCE SPORT PSYCHOLOGY

Helping Student-Athletes in All Aspects of Life

Virginia Tech offers another important service to all its student-athletes — sport psychology. Dr. Gary Bennett coordinates the sport psychology department, which offers psychological and performance enhancement services for student-athletes. Bennett also works closely with the Cook Counseling Center.

Bennett meets with student-athletes on an individual basis for personal counseling and to discuss the mental aspects of the game. He also works on team building, communication and performance enhancement.

Mike Gentry, assistant AD for athletic performance, says, "I've always felt that (sport psychology) was an important element. We want to be a holistic model of an athletics department, and we wanted to and needed to include sport psychology in that model."

"We try to address all the various factors that affect student-athletes' performance on and off the field," Bennett says. "We believe we can help athletes perform better by addressing those concerns."

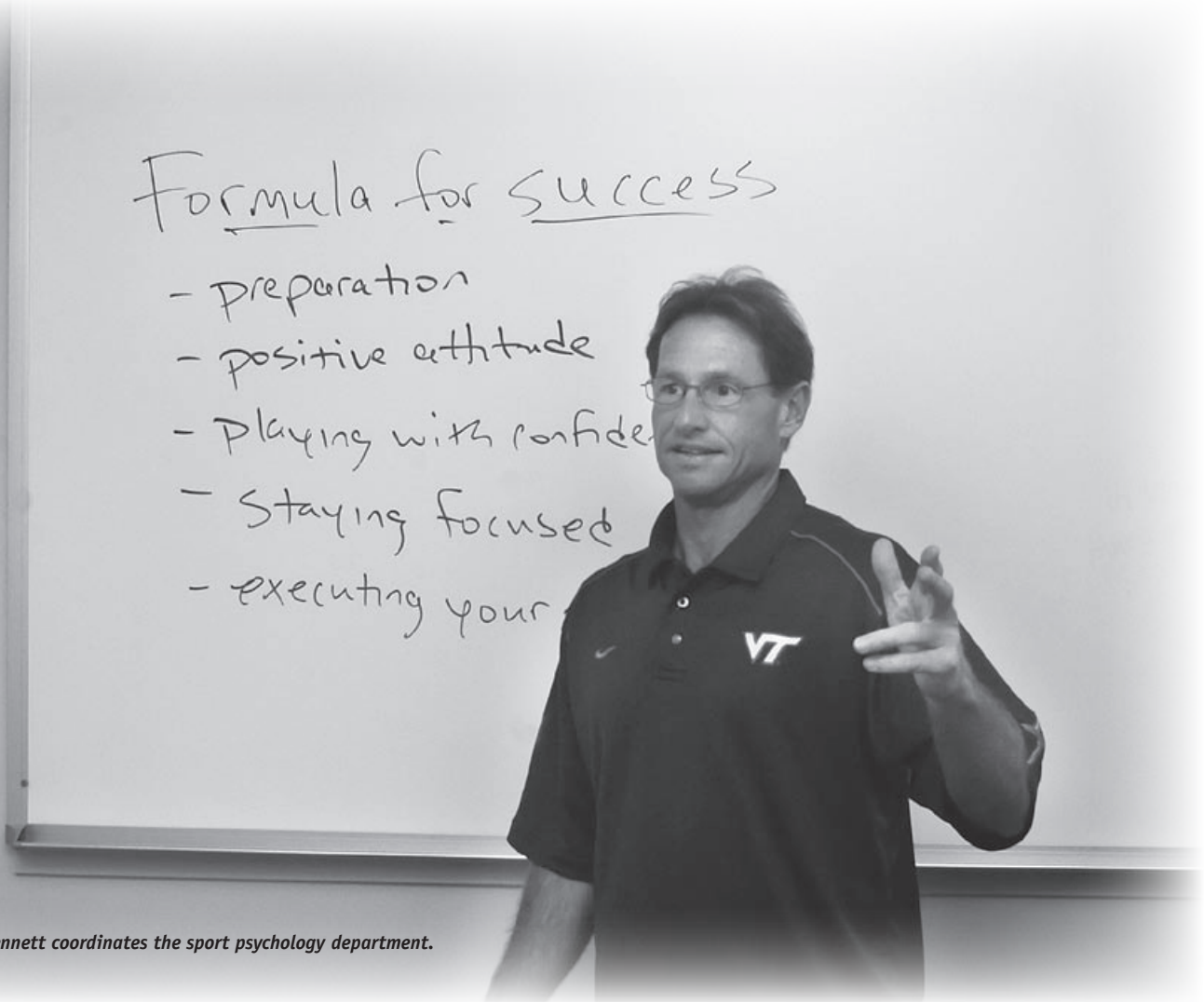
The sport psychology department also offers an injury group to afford injured athletes the opportunity to meet with other injured athletes and talk about their recovery process. Injured athletes may also meet individually with the sport psychologists. On average, the psychologists conduct 20 individual sessions per week and meet weekly with teams as the need arises.

A recent addition to the sport psychology resources is the Dynavision 2000, a unique conditioning and training program designed to increase focus and concentration, improve coordination and visuomotor reactions and increase peripheral

awareness. Virginia Tech is privileged to be one of only a handful of schools with this cutting-edge technology.

The response to the sport psychology program has been very positive. The student-athletes are very receptive to the services offered by the doctors. The sport psychology office reaches out to athletes who may not have considered going to the counseling service that is offered to all students at Virginia Tech.

"It is a great resource for our coaches and our athletes," Gentry says. "We've improved a lot in areas of strength and conditioning, nutrition and in sport psychology. It's all about becoming a well-rounded athletic program and helping student-athletes. We want to give them all the resources we can, to put them in a position to be successful."



Dr. Gary Bennett coordinates the sport psychology department.

ATHLETIC PERFORMANCE SPORTS NUTRITION

Educating Student-Athletes About a Healthy, Performance-Enhancing Diet

Eating healthy and choosing nutritious diets are important aspects of a Virginia Tech student-athlete's life, and that's why in July 2002, the athletics department implemented the sports nutrition program. Amy Freel serves as the director.


Freel works individually with student-athletes to provide them with information they need on their diet. She also provides individual players with diet counseling on issues such as gaining lean muscle mass, losing body fat, and eating choices to improve performance.

She also designs preseason menus, snacks and training table menus for the women's basketball team.

"It is extremely beneficial for our student-athletes to have nutrition education and counseling available to them in order for them to remain successful in their sports and outside of athletics," Freel said. "The individualized nutrition education allows me and the athletes to get very specific on their nutritional, personal and sport-specific goals."

The sports nutritionist works with the "Training Edge," a dining option for health-conscious students and athletes, to design menus for training tables and daily menu selections.

Also in July 2002, the Virginia Tech Athletics Department purchased the BodPod body composition system. Tech is one of a handful of college athletic departments using this type of technology. The BodPod is found in many professional training facilities, such as the NFL and Major League Baseball. It accurately measures body composition (percent of body fat, lean muscle mass and fat mass) through air displacement within five minutes. Research has shown that an increase in lean muscle mass will increase athletic performance. The Sports Nutrition Program has helped countless Tech athletes maximize their athletic performance.



Amy Freel uses the BodPod (above) to measure body composition and talks with the women's basketball team about nutrition to educate them about making good food choices.



SPORTS MEDICINE

Providing Experienced, Professional Care

The Virginia Tech Sports Medicine Department is an ever-changing and developing unit that strives to provide the most current and comprehensive care to all student-athletes. The department is constantly evolving to incorporate new ideas and state-of-the-art resources for the betterment of student-athletes.

A professional staff — including primary care physicians who are Board certified in family medicine and sports medicine, orthopaedic surgeons, certified athletic trainers, physical therapists, chiropractors, massage therapists, sport psychologists, nutritionists and orthotists — is available to manage the health care of Tech athletes.

As part of the evolution, Tech recently completed its fifth full year in the 4,300-square-foot Eddie Ferrell Memorial Training Room. This area consolidated the training rooms that existed in the Merryman Center and Cassell Coliseum. The facility gives the training staff a centralized area to care for the needs of all Virginia Tech student-athletes. There is top-


of-the-line equipment and a unique style of architecture, developed by Glenn Reynolds, AIA and Larry Perry as the consulting engineer.

The Ferrell Training Room, which nearly doubles the size of the former Merryman Center facility, allows the staff to utilize that room for physical therapy, chiropractic care and massage therapy. With its completion, Virginia Tech now has more than 10,000 square feet dedicated to sports medicine, placing Tech in the top five percent nationally. In addition, the \$10 million Merryman Center, a state-of-the-art facility that includes 2,400 square feet of medical space, supplements the new training room. This treatment room has numerous treatment modalities, including portable X-ray, electric stimulation, ultrasound, hot and cold packs and a lumbar/cervical traction unit. It also has offices for the staff, dozens of training tables, two cold tubs, whirlpools, an underwater treadmill, a Biodex System 3 and various other pieces of rehabilitation equipment.

The range of benefits athletes have access to include custom orthotics, custom mouth guards, specialized DonJoy prophylactic bracing and many other options to help prevent or protect them from injuries. The sports medicine staff also takes great pride in treating the athletes year-round.

Special attention is paid to off-season activity. During this time, the staff will analyze past injury data from each participant and construct a preventative program. This same procedure can be followed during the summer.

"If our strength and conditioning is so important, and it is, then we owe it to our athletes to provide them with the necessary resources to keep them actively participating," Goforth said. "We basically adopt the attitude that in the fall, our mission is to keep them participating on the field and during the other times of the year, it is our job to keep them participating in our strength and conditioning program."



Megan Rittler works on Utahya Drye in the Eddie Ferrell Memorial Training Room.

SPORTS MEDICINE

Women's basketball team physician, Dr. Mike Sampson, performs a spinal manipulation on a student-athlete.



Their programs consist of strengthening, stretching and — most importantly — movement pattern analysis and training to help prevent the re-occurrence of injuries.

"We value the off-season greatly within our department," Goforth said. "We have adopted the same mindset as our strength and conditioning staff and look at our off-season time as an opportunity to get our athletes better as opposed to time off for our staff."

Most of the off-season activity is based on programs that are designed to detect movement patterns that might lead to injury or could be causing a drop in performance.

A vital part of student-athlete services is access to the Schiffert Student Health Center in McComas Hall. A health center and counseling services are available on one side of McComas Hall, while recreation sports and fitness programs are available on the other. The center also has a fully operational diagnostic laboratory, X-ray facilities and eight full-time physicians.

If physical therapy is needed, student-athletes can be seen by therapist Mark Piechoski in the Ferrell Training Room. Piechoski, who is a certified athletic trainer, physical therapist and strength and conditioning specialist, plays a large role in the overall program developed to return the injured athlete back to 100 percent. In addition, staff sport psychologist Gary Bennett is available to all student-athletes for personal and performance issues. Virginia Tech also has the services of Dr. Greg Tilley, team chiropractor. Tilley provides Tech athletes with specialized treatment for spine-related

conditions and plays a huge role in performance enhancement through various chiropractic techniques.

"For us as certified athletic trainers, to have the resources of folks like Mark Piechoski, Greg Tilley and Gary Bennett is a tremendous asset," Goforth said. "The knowledge and skill that they bring is invaluable."

"Our goal is to provide the same high level of health care that professional and Olympic athletes receive," Goforth continued. "Our usage of specialist care is modeled after the NFL system and incorporates components of the Olympic Training Center in Colorado Springs."

Team orthopaedic surgeon Dr. Marc Siegel brings a wealth of experience and skill to assist

when athletes need orthopaedic surgery to repair certain types of sports-related injuries that occur from time to time.

Tech also maintains a special relationship with Montgomery Regional Hospital. Montgomery Regional Hospital is the choice for state-of-the-art equipment to perform surgeries, diagnostic imaging and processing of laboratory requests.

This year, the staff will consist of three graduate assistant athletic trainers: Richard Stewart, Carrie Hendrick and Jacob Botts.

Over the past 10 years, Virginia Tech has developed the reputation for producing top-level certified athletic trainers. Graduates are now employed in positions across the country at various levels of the profession.



Dr. Marc Siegel looks over an X-ray in the Eddie Ferrell Memorial Training Room.

HOKIESPORTS.COM

Comprehensive Web Site on Virginia Tech Sports

Regardless of where they are, Virginia Tech sports fans have the luxury of getting up-to-date information on their favorite Tech sports or athletes on a daily basis.

hokiesports.com is every Tech fan's source for fast, accurate and official coverage of all Hokie sports teams and events.

hokiesports.com is the lead site of six official Virginia Tech athletics auxiliary sites. These include hokiephotos.com, hokieTV.com, hokietickets.com, hokiepages.com and hokieshop.com.

There is also a direct link to the popular on-line version of *hokiesports the newspaper*.

hokiephotos.com allows fans to purchase select athletics department photos of some of the most memorable athletes and moments in Virginia Tech history.

hokieTV.com provides streaming video clips that are exclusive to the site. One-of-a-kind coach and player interviews as well as video coverage of events are

available. hokietv.com broadcasts the weekly Hokie Hotline radio show, football media conferences and postgame interviews in the live streaming format for the 2006 season.

hokietickets.com contains links and updates about tickets for Hokie athletics events, while the popular hokiepages.com provides the user with great wallpapers to add to their computers, extra photo scrapbooks, on-line greeting cards and many new features which change every day.


On the main site, hokiesports.com, one can find an array of information on Tech athletics. Through the efforts of the sports information department, pregame releases, game stories and individual features, as well as up-to-date statistics and results for all 21 athletic teams are posted, providing the fastest, most complete source for Hokie news on the Web. Other offerings include individual home pages for each Virginia Tech sport. Breaking news and archived releases can be found, along with media guides containing player and coaching staff profiles, schedules, records,

historical information and other pertinent facts for every sport.

Also, accessible on every sport's home page are rosters with links to player bios, schedules and results, as well as conference standings. With fast "live stats," fans can view home football, men's and women's basketball, baseball, softball, lacrosse, men's and women's tennis, men's and women's soccer, volleyball and wrestling stats as they happen via the Web.

The in-house site, celebrating its tenth anniversary, was first launched on July 1, 1996. This past year, hokiesports.com has averaged more than two million page views and over 700,000 visitors per month. In a recent survey of ACC official websites, hokiesports.com ranked 2nd in average page views per month and unique visitors per month.

The site is managed and designed by Damian Salas, director and webmaster. Student interns and workers assist with the site.



Damian Salas, webmaster for hokiesport.com, runs a live webcast of a press conference.

HOKIESPORTS THE NEWSPAPER

In-House Publication Provides In-Depth Coverage

Tech enjoyed its second season in the ACC and one entity brought fans coverage of all 21 sports every step of the way — *hokiesports the newspaper*.

But then, the newspaper has been serving Tech fans for more than 20 years. Formerly *The Hokie Huddler*, the idea of a newspaper came about in 1984 when then director of athletics and football coach Bill Dooley wanted an in-house publication devoted to coverage of all of Tech's sports, primarily football. Since then, the newspaper has undergone numerous changes, including a name change and a move to the Internet. But providing accurate, timely and quality information remains the constant for the newspaper staff.

Today, there are more than 7,500 devoted subscribers to the print version, and more than 100 registered for the on-line version of the paper, which became available to Hokie fans in the fall of 2000. *hokiesports the newspaper* is a colorful publication that is printed 33 times per year (weekly during football and basketball seasons and bi-monthly during the spring). The newspaper consists of the ever-

popular "Inside Tech Sports" section, which is a page of short notes on the latest events within the Tech athletics

department. With *hokiesports the newspaper* being owned by the athletics department, it allows the staff to be closer to coaches and players to get that "inside" information. Most sports publications of this kind are independent of their school's athletics departments.

The news provided in the paper is primarily on football, men's and women's basketball and baseball. Fans can get the depth chart (during the football season), features on players and former athletes (the "Where are They Now?" section), statistics and standings, notes and quotes and recruiting profiles on football, men's and women's basketball recruits, along with information about other sports recruits as well.



Jimmy Robertson and Matt Spiers work together putting out an issue of hokiesports the newspaper.



ATHLETIC FUND

Virginia Tech's second season in the ACC was successful, both in competition and fundraising. Donors gave a record \$24.7 million in support of the athletics program. The Hokie Club is charged with raising funds to support the scholarship, capital and programmatic needs of the Athletics Department.

"Virginia Tech's high national profile in football continues to motivate our fans in their support of the program. They are proud that their football team has been to bowl games in each of the last 13 years, including four BCS games. Being a member of the ACC has also added momentum to our fund raising efforts," said Lu Merritt, who has served as director of the Athletic Fund since 1994.

Donors make gifts in outright forms such as cash and real estate, or through planned or deferred gifts such as a will or retirement plan.

The Athletic Fund is proud of its staff and its volunteers who help ensure that 65 Hokie Clubs throughout the region continue their active efforts to support and promote athletics at Virginia Tech.

Renny Lynch of Roanoke, Va., is the current president of the Athletic Fund and R.T. Avery of Richmond, Va., is the vice president.




The Hokie Club staff: (front, l to r) Brandy Bratton, Sharon Linkous, Jane Broadwater, Lu Merritt, Vicky Moore, Johnny Hoehn, Dana Partin; (back, l to r) Terry Bolt, Scott Davis, David Everett, Brian Thornburg, John Moody and Diana Fain.

HOKIE HARDWOOD CLUB

The Hokie Hardwood Club, formerly known as the Diamond Club, has been in existence for more than 20 years. The mission of the Hokie Hardwood Club is to increase public awareness of the Virginia Tech Women's Basketball Program, to raise the level of community support for all aspects of the program, and to provide the level of spirit and resources required for a program of national prominence. The club conducts fundraisers during the year in support of the

women's basketball program. Fundraising efforts helped with some of the team's expenses on its summer of 2000 trip to Europe, as well as the


trip to Australia the summer of 2004. Members of the Hokie Hardwood Club travel to several away games each season.



The Hokie Hardwood Club is a major supporter of the women's basketball program. The Hardwood Club's support has helped fund the women's basketball international trips as well as locker room improvements.

SPREADING THE NEWS

Virginia Tech Uses Various Means and All the Latest Technology to Communicate About the Hokies



*Working to get the word out (clockwise, from top right): Assistant SID Torye Hurst facilitates media coverage; Brittany Cook talks with a TV reporter prior to the NCAA Tournament; all of Tech's games are broadcast on the radio and Internet, with Jerry Massey calling the action; Tech's video production unit is second to none; Assistant SID David Knachel provides images and designs the media guide; information about the program is also distributed through the Web site, hokiesports.com, and the athletic department's official publication, *hokiesports the newspaper*.*



SPREADING THE NEWS

THE F A W B W



MEET THE COACHES



Head Coach Beth Dunkenberger and her staff are excited as the Hokies enter their third ACC campaign and seek a fifth straight bid to the NCAA Tournament

BETH DUNKENBERGER

Head Women's Basketball Coach



Beth Dunkenberger begins her third season as the head coach of the Virginia Tech women's basketball team after guiding the Hokies to two NCAA Tournament appearances in her first two seasons. Dunkenberger has compiled a 38-22 record at Tech and is 103-72 in six seasons overall as a head coach.

Dunkenberger was named the fifth head women's basketball coach at Virginia Tech on April 6, 2004.

"I believe Beth Dunkenberger is the right person to lead the Virginia Tech women's basketball program into the Atlantic Coast Conference," Virginia Tech Director of Athletics Jim Weaver said. "She is a personable and energetic young woman who is committed to building upon the momentum Virginia Tech has in place in women's basketball."

Dunkenberger has a long association with the Virginia Tech women's basketball program, having served on Carol Alfano's staff for nine years. (1988-97). She worked as a graduate assistant for two years before being promoted to a full-time assistant position. She helped lead the Hokies to the 1994 and 1995 NCAA Tournaments, the first two appearances in school history. Dunkenberger not only helped lead Tech to two NCAA Tournaments, but also to the Metro Conference Tournament Championship in 1994 and the Metro Conference regular season championship in 1995. She served three years as recruiting coordinator and was responsible for signing Tere Williams, the first Parade All-American in the school's history. In addition, Dunkenberger assisted in recruiting seven members of the Tech 1,000-point club and four of the top six scorers in the program's history.

Dunkenberger came to Blacksburg in 2004 after guiding Western Carolina to a 65-50



COACH BETH DUNKENBERGER

record, including a 14-17 mark in her final season when the sixth-seeded Catamounts won three games to advance to the Southern Conference Tournament finals. The program had only won a total of four tournament games in its 20 years in the Southern Conference prior to the historic run in the event.

The Catamounts came up with huge wins during the 2002-03 season, including a 73-69 victory over Chattanooga on the road and clinching second place in the SoCon heading into the league tournament with a 64-54 win over UNC Greensboro. Dunkenberger's efforts earned her 2002-03 Southern Conference Coach of the Year honors as the Catamounts finished the season with a 21-7 record, the program's best since beginning NCAA Division I competition in 1981-82. It was the first time a WCU women's basketball coach had received the recognition.

In Dunkenberger's first season (2000-01), the Cats posted a 13-15 record, marking the program's most wins in 12 seasons. She backed that up with a 17-11 scoresheet in the 2001-02 season. Dunkenberger reached 50 wins faster than any other head coach in the program's history.

Not only have her teams been successful, but her student-athletes themselves garnered several awards and recognition during the Dunkenberger era at Virginia Tech and Western Carolina. In 2005, Erin Gibson and Carrie Mason were named to the ESPN The Magazine Academic All-America District III University Division team. Gibson was also selected as one of 29 ACC scholar-athletes to be named as a recipient of the ACC Postgraduate Scholarship which is awarded to individuals who have performed with distinction in both the classroom and in their respective sports, while demonstrating exemplary conduct in the community. Mason also received the scholarship following the 2005-06 season.

In 2003-04 at Western Carolina, Tiffany Hamm was named to the SoCon All-Conference team after being voted the 2002-03 Player of the Year by the SoCon Sports Media Association. Hamm also earned 2002-03 all-conference honors along with teammate Jennifer Gardner, while Erin May graced the all-freshman team this season. It was the fourth consecutive year a WCU athlete was represented on the all-rookie list.

In addition to the athletic honors, Yoneko Allen was named to the 2004 Verizon Academic All-America third team after being named to the All-District III team for the third consecutive season. She is also a two-time Arthur Ashe, Jr., Sports Scholar along with teammate Christy Blackwell who received the honor last year. Laura Echols racked up quite a number of honors in her last two seasons under Dunkenberger's tutelage. Echols was named to the 2001 and 2002 Verizon Academic All-District III teams, the 2001 and 2002 all-conference teams and a SoCon Player of the Week three times.

Other Catamounts receiving honors under Dunkenberger's guidance include 2001 Conference Freshman of the Year Tiffany Hamm, who was the SoCon rookie leading scorer that year with 12.0 ppg; Ki-Ki Glass, who was named

to the 2002 SoCon All-Freshman team; Jennifer Gardner, who was named a SoCon Player of the Week in 2002; and Yoneko Allen, who was named to the 2002 Verizon Academic All-District III second team, an Arthur Ashe, Jr., Sports Scholar and Western Carolina's 2002 Female Scholar Athlete of the Year.

Dunkenberger's emphasis on the importance of academics is easily recognized. Her 2000-01 squad finished in the top 25 in the nation for women's basketball programs academically, ranking sixth with an overall team GPA of 3.313.

During Dunkenberger's three-year tenure as an assistant coach, the last as recruiting coordinator, at the University of Florida, she helped the Gators to a 63-36 overall record. The Lady Gators advanced to postseason play all three years she was there, with the 1997-98 team making an appearance in the Sweet Sixteen. While in Gainesville, Dunkenberger had the opportunity to help coach five players who are currently, or were previously, on rosters in the WNBA.

Dunkenberger was valedictorian at Shawsville High School and graduated cum laude from Randolph-Macon College with a Bachelor of Science degree in mathematics in 1988. She was named academic all-district as well as all-conference. She continued her education by earning a Master of Science degree in education at Virginia Tech in 1990. Dunkenberger also served as the commencement speaker at both her high school and her undergraduate graduation ceremonies. A native of Shawsville, Va., she is the daughter of Tom and Rebecca Dunkenberger.

Personal

Birthplace: Roanoke, Va.
Hometown: Shawsville, Va.

Education

Virginia Tech (Blacksburg, Va.)
M.S. Education- Sports Management 1988-90
Randolph-Macon (Ashland, Va.) 1984-88
B.S. Mathematics

Playing Career

Randolph-Macon: 1984-88
All-conference selection
Academic District All-American
Top student-athlete in 1988

Coaching Career

Virginia Tech: Graduate Assistant 1988-90
Assistant Coach 1990-97
Metro Conference tournament title 1993-94
NCAA first round 1993-94
Metro Conference regular season title 1994-95
NCAA second round 1994-95
Florida: Assistant Coach 1997-00
NCAA Sweet 16 1997-98
NCAA Tournament 1998-99
NIT Championship Runner-up 1999-00
Western Carolina: Head Coach 2000-04
Southern Conference Coach of the Year 2002-03
Most victories in school history 2002-03
Southern Conference tournament runner-up 2003-04
Virginia Tech: Head Coach 2004-present
NCAA first round 2005
NCAA second round 2006



Senior Associate Director of Athletics Sharon McCloskey presents Coach Beth Dunkenberger with a commemorative ball recognizing her 100th victory as a head coach.

A TALK WITH BETH DUNKENBERGER

After two years at Virginia Tech, what is your evaluation of where the program stands in the ACC as well as on the national level?

I'm very pleased with the program at this point. We've gone to the NCAA Tournament for two consecutive years, advanced to the second round last season, and won 21 games. I think we have done a nice job with recruiting, which is the key to being competitive in the strongest conference in the nation.

What are some of your general thoughts about last season?

We lost a close contest to the eventual national champion (Maryland), a team we have defeated in four of the last five meetings — a fact that demonstrates the competitiveness of our basketball program. Last year was the second time in the history of the program that the team went through the regular-season non-conference schedule undefeated. That included winning the Caribbean Classic in Cancun, Mexico, with our second win in as many years over Texas Tech.

The team was very streaky last year, opening the season with 12 consecutive wins before dropping five of seven, then rebounding to advance to the NCAA Tournament. To what do you attribute the resiliency of last year's team?

When you play in the toughest conference in the nation and have a bad game, you're going to lose. The good news is that if your team stays the course and is consistent, they'll win some games against tough opposition. When our backs were up against the wall, we managed to play some of our best basketball. Our seniors helped tremendously in getting us back on track, but we also received some very valuable performances down the stretch from the freshmen. When we needed a boost to get us through some of the tight spots, several of the rookies stepped up and played some very valuable minutes and made significant contributions.

The loss of five seniors, including four starters, leaves some big holes to fill. How do you plan on developing the younger players while competing in the toughest conference in the nation?

This season we'll do a lot of things by committee instead of relying on one person to step up and provide the bulk of the scoring. I



think the good thing about last year's seniors is that they all brought something different to the table. Our six newcomers are similar in that they all bring different specialities to this team.

Kirby Copeland is obviously a player you will count on heavily this season on both ends of the floor. How has she developed in your two seasons, and what are your expectations for Kirby this year?

Kirby's speed and quickness are definite assets to her game. She's always been a tough defender, but her offensive skills have improved greatly. Not only is she a good scorer, but last year she led our team in assists. I think a role she will fill this year will be assuming a position of leadership for the Hokies.

Nare Diawara really showed tremendous improvement last season. What do you see as her role on this year's team?

We have several young post players and Nare needs to be a leader for us in the paint. She needs to lead by example and do all of the little things that make a difference. Nare is a very smart player who really understands the game. We'll not only call on her to teach the younger players, but to also step up her play on the court.

Laura Haskins saw valuable playing time during her freshman year at the point. How has she developed after one year and what areas of her game need improving?

Laura worked her way into becoming our first guard off the bench because she was a great defender and she has that ability to get the ball to the open player. As the season progressed, she stepped up and looked for opportunities to score. Laura needs to keep bringing that defensive intensity every game and to step up and lead our team as well.

Brittany Cook missed a year due to injury and after getting off to a good start last year, really struggled with her shot. What does she need to do to get her confidence back, and how will she fit into the offense?

The key for Brittany is to find success in many other areas and let the offense come to her. If you play great defense, rebound the ball and find the open person, you'll find a way to stay on the floor which will lead to opportunities to knock down shots — something Brittany can do very well.

What are your expectations for this year's recruiting class?

We recruited this group to help us climb ladders and cut down nets and to get us back to championship form. This program has won four conference championships and I think you have to bring in players with a winning attitude, which is something these six freshmen have developed in their playing careers.

The ACC won the national title and had three Final Four teams last season. What does this year's young team have to do in order to compete in the nation's toughest conference?

This team has to play hard on the defensive end of the floor every night. The players have to work hard to learn about each other offensively so we can establish some rhythm and flow. We have some great scorers on this team, but the trick is going

to be learning to play together while figuring out ways to get open looks at the basket.

Last year the Hokies were 10-4 at home with three of the losses against the national champion and two other Final Four teams. The program was 26th in the nation in attendance, marking the fifth straight year in the top 30. What does it mean to play in the Cassell?

I think it is such a boost for our team to play at home. When you walk out of the tunnel and see thousands and thousands of fans cheering us on, it is a real boost. I believe the big task is for us to keep the games fun to watch in order to keep people coming back, and to have them bring a friend with them to the next game. That way we advance from being a Top 30 attendance team into the Top 10 in attendance.



Beth Dunkenberger with five WNBA players that she coached — Tonya Washington, Muriel Page and Tamara Stocks; and Brandi McCain and Tiffany Travis (with assistant Bobbie Kelsey).

DUNKENBERGER'S RECORD VS. ALL OPPONENTS

Opponent	Record	Streak	Last Meeting	Opponent	Record	Streak	Last Meeting
Alabama	1-0	Won 1	W, 72-59, Dec. 4, 2004	Georgia Tech	2-0	Won 2	W, 70-54, Feb. 19, 2006
Appalachian State	6-2	Lost 1	L, 64-72, Feb. 28, 2004	High Point	2-1	Won 1	W, 91-52, Jan. 4, 2006
Arkansas State	0-0		First Meeting	James Madison	2-0	Won 2	W, 86-71, Nov. 20, 2005
Bethune-Cookman	1-0	Won 1	W, 65-52, Nov. 16, 2001	Liberty	2-0	Won 2	W, 70-60, Dec. 10, 2005
Boston College	1-0	Won 1	W, 67-62, Jan. 8, 2006	Longwood	1-0	Won 1	W, 89-70, Dec. 28, 2005
Campbell	3-1	Won 3	W, 56-43, Nov. 21, 2003	Maryland	2-1	Lost 1	L, 62-68, Jan. 23, 2006
Central Florida	1-0	Won 1	W, 77-74, Nov. 17, 2001	Miami (Fla.)	1-2	Lost 1	L, 62-77, Jan. 29, 2006
Chattanooga	1-8	Lost 3	L, 66-75, Mar. 5, 2004	Minnesota	0-1	Lost 1	L, 56-70, Nov. 20, 2004
Clemson	2-1	Won 2	W, 82-70, Feb. 9, 2006	Missouri	1-0	Won 1	W, 82-51, Mar. 19, 2006
Coastal Carolina	1-0	Won 1	W, 69-51, Nov. 25, 2000	North Carolina	0-3	Lost 3	L, 75-84, Feb. 17, 2006
College of Charleston	7-1	Won 5	W, 74-58, Jan. 31, 2004	North Carolina State	0-2	Lost 2	L, 44-65, Jan. 2, 2006
Connecticut	0-1	Lost 1	L, 56-79, Mar. 21, 2006	Old Dominion	1-1	Won 1	W, 76-69, Nov. 22, 2005
Davidson	8-3	Won 4	W, 87-62, Dec. 30, 2004	Radford	3-0	Won 3	W, 58-52, Dec. 7, 2005
Denver	1-1	Won 1	W, 56-40, Nov. 25, 2005	Richmond	2-0	Won 2	W, 54-47, Dec. 4, 2005
DePaul	0-1	Lost 1	L, 78-79, Mar. 20, 2005	St. Francis (Pa.)	1-0	Won 1	W, 77-62, Dec. 12, 2004
Duke	0-4	Lost 4	L, 56-69, Mar. 3, 2006	St. Mary's (Calif.)	1-0	Won 1	W, 70-67, Nov. 29, 2002
East Tennessee State	3-5	Lost 2	L, 73-78, Feb. 9, 2004	Savannah State	2-0	Won 2	W, 71-56, Dec. 9, 2002
Eastern Kentucky	0-1	Lost 1	L, 71-93, Dec. 17, 2003	Southern Methodist	1-0	Won 1	W, 87-61, Nov. 26, 2005
Elon	1-2	Lost 2	L, 45-57, Feb. 17, 2004	Southern Mississippi	1-0	Won 1	W, 105-40, Dec. 28, 2004
Evansville	1-0	Won 1	W, 79-59, Nov. 29, 2005	Tennessee State	1-0	Won 1	W, 67-59, Nov. 29, 2001
Florida State	1-2	Won 1	W, 76-69, Feb. 13, 2006	Texas A&M - Corpus Christi	1-0	Won 1	W, 76-64, Dec. 29, 2005
Fordham	1-0	Won 1	W, 80-67, Jan. 6, 2005	Texas Tech	2-0	Won 2	W, 69-62, Dec. 20, 2005
Furman	5-6	Won 2	W, 75-66, Mar. 5, 2004	UNC Asheville	3-1	Lost 1	L, 41-51, Dec. 6, 2003
Gardner Webb	2-0	Won 2	W, 85-62, Nov. 22, 2002	UNC Greensboro	4-4	Won 1	W, 66-44, Feb. 14, 2004
Georgia Southern	4-4	Won 1	W, 65-57, Jan. 24, 2004	UNC Wilmington	0-1	Lost 1	L, 68-75, Dec. 3, 2000
Georgia State	0-1	Lost 1	L, 65-76, Jan. 11, 2001	Valparaiso	1-0	Won 1	W, 64-57, Nov. 19, 2004

SHELLIE GREENMAN

Assistant Women's Basketball Coach



Shellie Greenman is in her third year on the Virginia Tech staff after serving on Beth Dunkenberger's staff as associate head coach and recruiting coordinator at Western Carolina. Greenman previously served on Carol Alfano's Virginia Tech staff from 1988-93.

As the recruiting coordinator for Western Carolina, Greenman organized all recruiting efforts. She continues those duties at Tech, and is also responsible for coaching the guards and working with the offense.

"Shellie has been instrumental in finding the right players to help us build a championship program," Dunkenberger said. "It takes more than just talented athletes to win. We need players who are dedicated and hard working, who are competitive, who put our team first and who are also good people. Shellie searches far and wide to find those special people."

Greenman has been coaching at the Division I level for 15 years. She worked previously at Western Carolina under Head Coach Gary Peters from 1993-96. Greenman has also completed stints at Miami University (Ohio) and Tennessee-Chattanooga. She has the impressive distinction of having recruited a player who was named the Conference Rookie of the Year at each of the three schools.

Greenman earned her Bachelor's degree in 1988 from Emory and Henry College and went on to earn her Master's in 1990 at Virginia Tech. At the start of her career, Greenman worked as an assistant coach with Dunkenberger for five years at Virginia Tech. A four-year letterwinner in basketball at Emory and Henry, Greenman led her team to the ODAC Conference championship in 1988 as she was named to the all-tournament team. The daughter of Bill and Joan Greenman, she originally hails from Blacksburg, Va. In

Personal

Birthplace: Asheville, N.C.
Hometown: Blacksburg, Va.

Education

Virginia Tech (Blacksburg, Va.)
M.S. Education - Health and PE, 1988-90
Emory & Henry (Emory, Va.), 1984-88
B.S. Physical Education

Playing Career

Emory & Henry, 1984-88
1988 ODAC regular and tournament champs
1988 ODAC All-tournament team

Coaching Career

Virginia Tech: Volunteer Asst. Coach, 1988-90
Restricted Earnings Coach, 1990-93
Western Carolina: Asst. Coach, 1993-96
Tenn.-Chattanooga: Asst. Coach, 1996-98
Miami University: Asst. Coach, 1998-00
Western Carolina: Assoc. Head Coach, 2000-04
Most Victories in School History (21), 2002-03
Southern Conference tournament runner-up, 2003-04
Virginia Tech: Asst. Coach, 2004-present
NCAA first round, 2005
NCAA second round, 2006

In her spare time, she enjoys playing golf and spending time with her nephews, Austin and Jake, and her niece, Emma.

A Talk With SHELLIE

How has affiliation with the ACC enhanced the program's exposure to recruits?

Being in the ACC, which is the number one women's basketball conference in the country, has made a tremendous impact on recruiting. Prospective student-athletes growing up in the southeast dream of playing in the ACC. It fits for us now and we have a much better chance of getting the higher profile athletes in this region and along the eastern seaboard. Television exposure is huge for us as well. Before, I think Virginia Tech had one game televised in its last year in the Big East. We usually have six to eight regular-season games on television and that doesn't include the ACC and NCAA tournaments.

What are some of the deciding factors today's recruits look at when making their final decision on which school to attend?

I think that is going to vary from person to person. Different kids have different priorities in terms of what will fit for them. Ultimately, they put a lot of stock in how successful the program has been, what the school has to offer academically, the coaching staff, and how they fit in with the current players.



COACH SHELLIE GREENMAN

BOBBIE KELSEY

Assistant Women's Basketball Coach



Bobbie Kelsey, a native of Decatur, Ga., is in her fifth year on Beth Dunkenberger's staff and third at Virginia Tech.

As a player, Kelsey had an outstanding collegiate career at Stanford University. She helped the Cardinal to three Final Four appearances in five years and was a member of the 1992 National Championship team. Kelsey was a team co-captain in 1995 and 1996, voted the team's most inspirational player in 1992 and 1996, and named the team's most improved player in 1993. She earned her B.A. in communication from Stanford in 1996.

While at Western Carolina, Kelsey coached the post players and assisted with recruiting and camps. She coached 2002-03 SoCon Player of the Year Tiffany Hamm as well as Jennifer Gardner, the league's most accurate shooter that same year, making over 51 percent of her shots.

Kelsey spent the 2000-02 seasons as the top assistant and recruiting coordinator for the University of Evansville. Prior to her stint with the Aces, she was an assistant coach at

the University of Florida for two seasons where she was responsible for film exchange, scouting and coaching the posts. Kelsey helped the Lady Gators to back-to-back post-season appearances, including an NCAA Tournament trip in 1999 and a trip to the WNIT Championship game in 2000.

Prior to her tenure at Florida, Kelsey served as a practice player for the Atlanta Glory of the American Basketball League for one year and as an assistant at Boise State University for one season.

"We are extremely pleased to have Bobbie here with us," said Dunkenberger. "I had the opportunity to work with her at Florida for two years and know that she brings a strong competitive attitude to our program. Having played in three Final Fours and been a part of a National Championship team at Stanford, she brings a wealth of successful experience to our team."

Born in Pontiac, Mich., Bobbie is the daughter of Melvin and Janice Kelsey.

Personal

Birthplace: Pontiac, Mich.
Hometown: Decatur, Ga.

Education

Stanford (Stanford, Calif.), 1991-96
B.A. Communication

Playing Career

Stanford, National Champions, 1991-92
1992, '95, '96 Final Fours
1993, '94 Regional Semifinals
Four Pac-10 Championships
1994-95 & 95-96 Co-captain
1992 & '96 Team Most Inspirational Player
Team Most Improved Player, 1993-94
Atlanta Glory (ABL), 1997-98 Practice player

Coaching Career

Boise State: Asst. Coach, 1996-97
Florida: Asst. Coach, 1998-00
NCAA Tournament, 1998-99
WNIT Runner-up, 1999-00
Evansville: Asst. Coach, 2000-02
Western Carolina: Asst. Coach, 2002-04
Most Victories in School History (21), 2002-03
Southern Conference tournament runner-up, 2003-04
Virginia Tech: Asst. Coach, 2004-present
NCAA first round, 2005
NCAA second round, 2006

A Talk With BOBBIE

What are some of the factors you consider when putting together the non-conference schedule?

We consider a number of factors when putting together our non-conference schedule. Some of them include location, RPI, previous season conference record, number of starters returning, conference affiliation, and traditional rivalries. Some schools like to postpone starting a home and home series until they have a better team. We will do the same thing if we have a young squad like this coming season. The ACC is the best conference in the country so we have our work cut out for us in our conference. Therefore, we do not want to schedule too many Top 25 teams for non-conference.

What are the advantages to scheduling games in another region of the country?

The advantage to scheduling games in another region of the country is two-fold. First, it gives the players an opportunity to see other parts of the country as well as play teams they would not otherwise compete against during the regular season. Secondly, we are able to return some of the players to their home states for family and friends to watch them play. It is fun to see all the hometown folk come out to support not only the player, but Virginia Tech as well. We have fans all over the country rooting for us to do well, so that is a plus. Hokies are everywhere!



COACH BOBBIE KELSEY

STACY CANTLEY

Assistant Women's Basketball Coach



Stacy Cantley begins her eighth season as a collegiate coach and sixth on head coach Beth Dunkenberger's staff.

Prior to joining Dunkenberger's staff at WCU, Cantley was an assistant coach at the University of North Carolina at Wilmington for three seasons. While at Wilmington, Cantley scouted, produced highlight tapes and coordinated scheduling for the team. She also helped develop the perimeter and post players. Cantley has been a member of the Women's Basketball Coaches Association since 1999.

"We are very excited to have someone with Stacy's experience on our staff," stated Dunkenberger. "She is a tireless worker who is a huge asset to our program."

Cantley earned her Bachelor's degree in physical education in 1999 from UNC Wilmington, where she was a four-year letterwinner in basketball. Cantley finished her career at Wilmington on the school's top 10 all-time list in rebounds.

Born in Beckley, W.Va., Stacy is the daughter of Larry and Patricia Cantley.

Personal

Birthplace: Beckley, W.Va.
Hometown: Beckley, W.Va.

Education

UNC Wilmington (Wilmington, N.C.)
B.A. Physical Education

Playing Career

UNC Wilmington, 1994-98
Top 10 career rebounds
Four-year letterwinner

Coaching Career

UNC Wilmington: Student Coach, 1998-99
Restricted Earnings Coach, 1999-00
Asst. Coach, 2000-01

Western Carolina: Assistant Coach, 2001-04
Most Victories in School History (21), 2002-03
Southern Conference tournament runner-up, 2003-04

Virginia Tech: Asst. Coach, 2004-present
NCAA first round, 2005
NCAA second round, 2006

A Talk With **STACY**

What is your role in the monitoring of academic progress of the student-athletes and what methods do you utilize?

Every year the team is split up among Shellie, Bobbie and myself. We each get four or five athletes and are responsible for keeping track of their progress throughout the year. All students are required to meet with us once every two weeks. When they come to these meetings, they are required to bring all notebooks, and any returned papers or tests that they have taken during those two weeks. We will also try to do surprise visits to class, just to make sure our players are in attendance and that they are making it on time. As their academic coach, if we feel that a student may need extra time for their studies, then we will either put them back in study hall, or add to their study hall hours. Each semester we have a competition, and whichever academic group has the highest GPA is the winner. The winners get to pick what we want for dinner and the losers have to do all of the cooking and the clean up while the winners eat and watch. I don't think my group has had to cook yet!

When organizing summer camps, what are your goals for each camper?

We have three main goals for our campers — have fun, learn something new and be positive. If you're positive and have a great attitude, then you will have fun and hopefully will learn something new. If we can accomplish each of these goals, then we will consider our camps to be a success.



COACH STACY CANTLEY

JILL JAMESON

Director of Basketball Operations



Jill Jameson begins her third season with the women's basketball staff as the director of basketball operations.

Jameson earned a Master of Science degree in education from Virginia Tech in 1995 and returned to Blacksburg, Va., in 2004 after serving as assistant women's basketball coach at Marquette University for three years. At Marquette, Jameson served as recruiting coordinator, assisted with on-court coaching specializing in the development of the guards, assisted in film evaluation and scouting, and organized the marketing and promotions for the women's basketball program.

Prior to her time at Marquette, Jameson was an assistant at Tennessee-Chattanooga (1998-2001) where she helped the program capture two Southern Conference regular season championships (2000, '01), the 2001 SoCon tournament title, an appearance in the 2001 NCAA Tournament, as well as the 2000 WNIT Second Round.

Jameson was assistant coach and recruiting coordinator at Francis Marion (1997-98), which won the 1998 Peach Belt Athletic Conference tournament title and advanced to the NCAA Division II Final Four. She began her coaching career at Virginia Tech (1993-97) as an assistant coach after receiving a Bachelor of Science degree from Northern Iowa. While on the Tech staff, Jameson assisted with all aspects of the program both on and off the court.

In the Director of Basketball Operations position at Virginia Tech, Jameson coordinates team travel, serves as a liaison with the Hardwood Club and works on the Annual Women's Basketball Auction, coordinates film exchange and community service work for the team and is the director of women's basketball summer camps. Born in Tell City, Ind., Jill is the daughter of John and Joyce Jameson.

A Talk With JILL

This past summer, you visited Spain and had the opportunity to run with the bulls. What was that experience like and WHY did you do it?

Running with the bulls is hands down the most intense, unbelievable, pure adrenaline rush, incredibly ridiculous thing I have ever done and I loved every second of it! It was PURE MAYHEM! There is really no good reason to do something like that, but it was something I have always wanted to do and I'm so glad I actually went through with it.

How did you get involved with Athletes in Action and what are some of the benefits of that program for student-athletes?

I first became involved with AIA when I was asked to participate on a basketball team for an overseas mission trip to Australia in 1997. It was an incredible trip and I have been fortunate to stay involved with our AIA campus ministry. The benefits to the student-athletes are numerous, allowing them grow in their faith in a safe environment with other athletes. They also learn how to apply biblical principles to their performance on the court, and that knowledge would also transfer from athletics into their lives as students, future leaders, parents and so on.

Personal

Birthplace: Tell City, Ind.
Hometown: North Vernon, Ind.

Education

Virginia Tech (Blacksburg, Va.), 1993-95
M.S. Education
Northern Iowa (Cedar Falls, Iowa), 1988-93
B.S. Physical Education

Playing Career

Northern Iowa, 1988-92
Four-year letterwinner
Three-year starter

Athletes in Action

Member of Australia tour team

Coaching Career

Virginia Tech: Assistant Coach, 1995-97
Graduate Assistant, 1993-95
Metro Conference tournament title, 1993-94
NCAA first round, 1993-94
Metro Conference regular season title, 1994-95
NCAA second round, 1994-95
Francis Marion: Assistant Coach, 1997-98
Division II Final Four, 1997-98
Peach Belt Athletic Conf. Champions, 1997-98
Peach Belt Athletic Conf. Tourn. Champs, 1997-98
Tenn-Chattanooga: Assistant Coach, 1998-01
2001 Southern Conf. reg. season co-champs
2001 Southern Conf. tournament champs
2001 NCAA Tournament
2000 Southern Conf. regular season champs
2000 WNIT First Round
Marquette: Assistant Coach, 2001-04
2004 NCAA Second Round
2003 WNIT Second Round
Virginia Tech: Dir. of Basketball Ops., 2004-present
NCAA first round, 2005
NCAA second round, 2006





Lindsay Reynolds
Graduate Assistant

Lindsay Reynolds will serve as a graduate assistant with the women's basketball program this season. Reynolds is responsible for film exchange as well as the team's student managers. She also assists with recruiting in the preparation of mailouts, on-campus visits, and tracking recruits playing schedules. Reynolds will also assist with all phases of the summer camps.

Reynolds comes to Virginia Tech from Roanoke College where she was a four-year starter for the Maroons and served as team captain during her senior season in 2005-06. As a freshman, Reynolds scored a career-high 26 points in the Maroons' win over Eastern Mennonite in the Old Dominion Athletic Conference (ODAC) tournament. During her career, she scored 639 points, pulled down 257 rebounds, handed out 172 assists and nailed 70 three-point baskets.

She is enrolled in graduate school majoring in health promotions.



Megan Rittler
Certified Athletic Trainer

Megan Rittler begins her fourth year as the athletic trainer working directly with the women's basketball team. Rittler graduated from Salisbury University in May of 2002 with a dual degree in athletic training and physical education. She began her Hokie experience in the fall of 2001 as an intern for the Virginia Tech football team. After completing her internship,

Rittler accepted a graduate position at Tech in fall 2002 working with the volleyball and lacrosse programs. While a graduate assistant, she completed her Master's degree in December of 2003 in health promotions. In January of 2004, Rittler assumed a full-time position in the Virginia Tech Sports Medicine Department, working primarily with the women's basketball team.

Rittler's role with the women's basketball is to be the "gatekeeper" of all medical conditions. She coordinates all injury and illness evaluations, referrals to physicians and surgeons, and the rehabilitation of injuries. Rittler also plays a role in advocating and encouraging the use of other professionals in the Athletic Performance Department such as nutritionist Amy Freel and sport psychologist Gary Bennett. Her daily function is to treat athletes before activity and evaluate as well as treating injuries after activity (including practice, conditioning and strength training). Athlete playing status is determined jointly with the medical staff and Rittler. The daily reporting of injury progression and playing status and alternative conditioning for injured players is the main function of her day-to-day role, along with presence at all practices for immediate medical attention.



Torye Hurst
Assistant Sports Information Director

Torye Hurst is in his seventh year as assistant sports information director and working with the women's basketball program. Hurst is responsible for the day-to-day promotion of the women's basketball and men's and women's tennis programs.

During his tenure at Virginia Tech, Hurst has served as the media coordinator for the 2004 NCAA Women's Basketball First- and Second Round in Blacksburg, Va. Additionally, Hurst has handled the play-by-play duties for the Tech baseball program for the past four years as well as serving in the same capacity on webcasts for the past two years for the ACC at the annual baseball championships.

Prior to arriving in Blacksburg, Hurst was the Director of Marketing and Media Relations for the Peach Belt Conference in Augusta, Ga. for eight years. At the Peach Belt, he was responsible for the publicity of the 12-member Division II conference. While in Augusta, he also served as the public address announcer for the Augusta GreenJackets Class A minor league baseball team.

In 1996, Hurst was selected to serve in press operations as a venue interview room manager for the Centennial Olympic Games. He was supervisor of the interview room for the tennis competition at the Stone Mountain Tennis Center.

Hurst completed a bachelor's of science degree in radio, television, and film in 1982 from the University of Southern Mississippi and worked for the university for eight years as the program manager of WUSM-FM. While at USM, he received the "Best Sports Story Award" in 1991 from both the Mississippi Associated Press Broadcasters Association and the Mississippi Broadcaster's Association. Hurst completed a master's degree in sports administration from USM in 1992.



Jerry Massey
Play-by-Play Announcer

Jerry Massey is in his second season as the play-by-play broadcaster for the Virginia Tech women's basketball program on the Virginia Tech ISP Sports Network. Massey also handles play-by-play duties for most of Virginia Tech's Olympic sports on hokiesports.com. He also served as the lead softball play-by-play broadcaster on the 2006 ACC Softball Championships on theacc.com

A graduate of Radford University, Massey served as the Assistant Director of Radio Operations for two years before coming to Virginia Tech. He was the play-by-play broadcaster for the Radford women's basketball program and served as the primary back-up play-by-play broadcaster for the Highlanders' men's basketball program. In addition to his play-by-play responsibilities, Massey was the public address announcer for many of Radford's Olympic sports.

The Spotsylvania, Va., native worked for two years in Radford's sports information department and began his collegiate broadcasting career during that time. He served as a play-by-play broadcaster and color commentator for the Highlanders' limited number of women's basketball and baseball broadcasts alongside now-current Oklahoma State broadcaster Dave Hunziker. In addition, Massey was a regular fixture on the campus radio station, WVRU, and handled duties as the sports director and anchor of Radford's weekly television show, NRV News.

Massey has called high school football in the New River Valley for several years and has worked as the public address announcer for the New River Valley Speedway as well as for the Pulaski Rangers, a Class A member of baseball's Appalachian League. He also has handled fill-in duties for multiple sports talk shows in the New River Valley and has contributed morning sports updates for several radio stations.

In 2003, Massey was called upon at Radford to become their women's basketball play-by-play broadcaster. He would stay in that capacity until September of 2005 when accepted the same position at Virginia Tech.

In addition to his play-by-play duties for the Virginia Tech women's basketball program and for many of the Hokies' Olympic sports programs, Massey provides live, nationwide updates for all Virginia Tech home football games on ESPN Radio, Fox Sports Radio and Sporting News Radio. He began this part of his career in 2000 when he was called upon to give updates for the championship game of the Big South Men's Basketball Tournament.

Before he became a sports broadcaster, Massey was a varsity football and baseball official for the Virginia High School league. He is a graduate of Spotsylvania High School where he lettered in football and baseball. Massey holds a bachelor of science degree in media studies.



Dianne Santolla
Women's Basketball
Secretary



Lindsay Nelson
Student
Manager



Katie Rybacki
Student
Manager

Writing an injured teammate's number on your shoes.
A quick huddle before a free throw.
Wristbands.

Running suicides together for every missed free throw.
Setting a pick you'll feel for a week.
Acknowledging a great pass.

The stale smell of bad road food.
Pre-game chants in the tunnel.
Nicknames that your fans don't even know.

Senior night.
Carpooling to practice.
Hanging out after the game.

Summer league.
Cards on the bus.
Backside help on defense.

An encouraging word during a timeout.
A taunt from the bench.
A victory dance.

JUST DO IT.





MEET THE HOKIES



“As parents we could not be any happier and proud to have our daughter, Adriana (A.J.), be a part of the Virginia Tech women’s basketball program. From day one, we were impressed with the family atmosphere offered by the outstanding coaching staff, and the importance they give to academics and community activities, as well as sports accomplishments. A.J. is very happy to be part of this Hokie team to fulfill her collegiate athletic dreams, and at the same time, receive an excellent professional education.”

— Rafael & Rossana Lemaitre



BRITNEY ANDERSON

6-0 • Senior • Forward • Blacksburg, Va. • Blacksburg H.S.

25

Anderson's Career Highs

Points 18..... at #25 Florida State (2/19/05)
 FGA 17..... at #25 Florida State (2/19/05)
 FGM 9..... at #25 Florida State (2/19/05)
 3FGA..... 1.....(six times)
 3FGM 0..... NA
 FTA 6.....vs. Evansville (11/29/05)
 FTM 4..... (twice)
 Rebounds 8..... (two times)
 Assists 5..... vs. High Point (1/4/06)
 Blocks 2..... (two times)
 Steals 4..... (two times)

Has the ability to get to the rim and elevates very well ... Will provide support on the boards.

As a junior (2005-06) ... Averaged 2.6 points and 1.7 rebounds while seeing action in 29 games ... Had a season-high 12 points against Southern Methodist in the championship game of the Hoops for the Cure Classic in Dallas, Texas.

As a sophomore (2004-05) ... Scored a career-high with 18 points at No. 25 Florida State ... Played in 29 games with ten starts, averaging 6.5 points and 2.7 rebounds ... Pulled down seven rebounds at No. 14 Minnesota in the Subway Basketball Classic title game in Minneapolis, Minn.

As a freshman (2003-04) ... Saw action in 25 games with one start ... Tallied a season-high eight points with four rebounds and three assists against Providence.

Prior to Virginia Tech ... Averaged 18.4 points and 9.2 rebounds in leading Blacksburg High School to the Virginia AA Championship ... Named 2002 AA Virginia Player of the Year ... Selected as Miss Basketball in Virginia ... Named the 2001 Virginia AAA Player of the Year as a junior while playing at Meadowbrook High School in Richmond, which advanced to the state semifinals.

Personal ... Britney Marie Anderson ... Born 10/26/84 in Tahoma Park, Md. ... Right-handed ... Daughter of Francine and Leslie Anderson ... Enrolled in apparel, housing and resource management.



Anderson's Career Statistics

Year	G	GS	MP	FGM-Att	Pct.	3PTM-Att	Pct.	FTM-Att	Pct.	Reb.	Avg.	A	TO	Blk	ST	TP	Avg.
03-04	25	1	258	18-52	.346	0-0	.000	9-14	.643	34	1.4	17	20	3	15	45	1.8
04-05	29	10	558	84-165	.509	0-4	.000	21-29	.724	77	2.7	21	40	10	19	189	6.5
05-06	30	0	289	31-87	.356	0-2	.000	16-27	.593	49	1.6	18	22	3	5	78	2.6
Total	84	11	1105	133-304	.438	0-6	.000	46-70	.657	160	1.9	56	82	16	39	312	3.7

BRITNEY ANDERSON

A Talk With BRITNEY

What is the main reason you chose Virginia Tech?

My family is close by and the good fan base.

Who is the biggest inspiration in your life, and why?

My family. They have always supported me and pushed me to be the best I can be.

What is one word to describe your game?

Strong

What is your favorite basketball moment?

Winning a state championship at Blacksburg High School

What is your favorite midnight snack?

Anything. I love food!

Who is your favorite cartoon character?

Mickey Mouse

What would your dream job be?

A buyer for a very big clothing company

What is your favorite Beth Dunkenberger saying?

"Come on" in a deep Shawsville accent

What is your favorite web site?

www.ebay.com

If you could appear on the cover of any magazine, which one would it be?

Essence

What is your favorite food?

Seafood

What is something few people know about you?

I'm very emotional

Why did you choose your number?

My late grandmother was born on May 25th

What are your hobbies outside of basketball?

Shopping and reading magazines

What is your favorite movie?

Love and Basketball; and Madea Plays

Who is your favorite actor?

Denzel Washington

What is your favorite television show?

Fresh Prince

What is your favorite sports team?

Miami Heat

What is your favorite location on campus?

Cassell Coliseum



BRITNEY ANDERSON

KIRBY COPELAND

5-10 • Senior • Guard • Morrow, Ga. • Morrow H.S.



5

Copeland's Career Highs

Points 19..... vs. Texas Tech (12/20/05)
 FGA 17..... vs. #3/2 North Carolina 2/17/06
 FGM 9..... vs. Texas Tech (12/20/05)
 3FGA..... 3..... vs. #3/2 North Carolina (2/17/06)
 3FGM 1..... (twice)
 FTA 10..... (two times)
 FTM 7..... (three times)
 Rebounds 10..... vs. Miami (2/27/05)
 Assists 7..... vs. Connecticut (3/21/06)
 Blocks..... 1..... (eight times)
 Steals 7..... vs. Alabama (12/4/04)

Good defender and passer ... Can attack off the dribble for a pass or shot ... Led team in assists and was second in steals last season ... One of only three seniors on the team and the lone returning starter.

As a junior (2005-06) ... Played in 30 games with 29 starts ... Led the Hokies with a career-high 19 points against Texas Tech in the Caribbean Classic ... After struggling in the first half versus Longwood, scored 11 of the Hokies' first 12 points in the second half in only 1:36 ... Had arguably her best overall career game against Wake Forest in the first round of the ACC Tournament with 17 points, seven rebounds, four assists and four steals ... Needs five more steals to enter the career top ten list.

As a sophomore (2004-05) ... Stepped up her play in the season's final 22 games with double-figure scoring performances in eight games and eight or more points in ten other contests ... During the streak, averaged 9.7 points, 4.1 rebounds, 1.7 steals and 2.2 assists ... Had a solid game against St. Francis with 15 points, eight rebounds, four steals and two assists ... Missed three games due to mononucleosis ... Ended the year third on the team in steals (38) and assists (55).

As a freshman (2003-04) ... Named BIG EAST Conference Rookie of the Week (Dec. 29) ... Had her best game against Providence with 12 points, five steals, three rebounds and two assists ... Had four double-figure scoring games.

Prior to Virginia Tech ... Averaged 21.4 points and 9.2 rebounds as a junior at Morrow High School in leading the Lady Mustangs to the state playoffs ... Set the school single-season scoring record as a junior with 605 points and scored her 1,000th career point ... She was an all-state honorable mention and was a member of the All-Region 4-AAAA second team.

Personal ... Kirby Copeland ... Born 6/29/85 in Thomson, Ga. ... Right-handed ... Daughter of Nettie Jackson ... Enrolled in psychology.



Copeland's Career Statistics

Year	G	GS	MP	FGM-Att	Pct.	3PTM-Att	Pct.	FTM-Att	Pct.	Reb.	Avg.	A	TO	Blk	ST	TP	Avg.
03-04	30	0	346	38-97	.392	0-0	.000	24-39	.615	70	2.3	29	56	3	26	100	3.3
04-05	26	13	508	75-208	.361	0-7	.000	72-101	.713	101	3.9	55	69	2	38	222	8.5
05-06	30	29	768	114-291	.392	2-15	.133	63-103	.612	100	3.3	87	92	3	58	293	9.8
Totals	86	42	1622	227-596	.381	2-22	.091	159-243	.654	271	3.2	171	217	8	122	615	7.2

KIRBY COPELAND

A Talk With KIRBY

What is the main reason you chose Virginia Tech?

I liked the coaches, team, and fan support, and of course to get a good education.

Who is the biggest inspiration in your life and why?

My mom because she has always believed in me and my dreams. She has been there through the good and the bad times.

What is one word to describe your game?
Competitive

What is your favorite pregame meal?
PK's, and I like ice cream, too

What is your favorite midnight snack?
Ice cream and french fries from McDonalds

Who is your favorite cartoon character?
Bugs Bunny

If you could appear on the cover of any magazine, which one would it be?
Ebony, JET, VIBE

Who is your favorite music artist?
Tupac

What was your best halloween costume?
Me

If you could invite three people to dinner, who would they be?
God, My sister, Michael Jordan, Michael Jackson, LL cool J

What is something that few people know about you?
I'm SHY

What is your favorite sport, other than basketball?
I'm really starting to get into golf

Why did you choose your number?
My brother was number 5

What is your favorite movie?
Kings of Comedy, Scarface

Who is your favorite actor?
Chris Tucker, Samuel L. Jackson

What is your favorite television show?
Walker Texas Ranger, BET, Girlfriends, Law and Order, CSI

What is your favorite sports team?
Atlanta Falcons



KIRBY COPELAND

NARE DIAWARA

6-6 • Senior • Center • Bamako, Mali • Chesire Academy (Conn.)

11

Diawara's Career Highs

Points 11 vs. Missouri (3/19/06)
 FGA 11 at #1/1 Duke (2/22/06)
 FGM 4 (three times)
 3FGA 0 NA
 3FGM 0 NA
 FTA 8 vs. #12 Texas Tech (12/19/04)
 FTM 5 (twice)
 Rebounds 13 vs. High Point (1/4/06)
 Assists 2 (five times)
 Blocks 4 at Georgia Tech (2/19/06)
 Steals 2 (three times)

Provides a tremendous presence in the paint ... Has the ability to block and alter shots ... Can score with her back to the basket.

As a junior (2005-06) ... Saw increased playing time as the season progressed, appearing in 30 contests with two starts ... Tied for team-high in blocks with 25 and was third in rebounding average (4.3) ... Had a career-high 12 points with six rebounds, two assists, and one block against Missouri in the NCAA First Round in University Park, Pa. ... Pulled down a career-high 13 rebounds against High Point in only 16 minutes.

As a sophomore (2004-05) ... Missed 11 games in mid-season due to injury ... Came off the bench to score 11 points with four rebounds in the win over No. 12 Texas Tech in the championship game of the Duel in the Desert tournament in Las Vegas, Nev.

As a freshman (2003-04) ... Played in eight games averaging 1.0 points and 1.6 rebounds.

Prior to Virginia Tech ... Averaged a triple-double with 24 points, 19 rebounds, and 11 blocked shots per game ... Led Chesire (Conn.) Academy to a 19-3 record with the three losses occurring while she was away from the team participating in a tournament for the Mali national team ... In her final games of the season, Diawara scored 45 and 47 points respectively.

Personal ... Nare Diawara ... Born 1/22/83 in Bamako, Mali ... Right-handed ... Daughter of Lassana Diawara and Mariam Kouyate ... Brother, Lamine, plays professional basketball in Libya ... Enrolled in sociology.



Diawara's Career Statistics

Year	G	GS	MP	FGM-Att	Pct.	3PTM-Att	Pct.	FTM-Att	Pct.	Reb.	Avg.	A	TO	Blk	ST	TP	Avg.
03-04	8	0	37	2-9	.222	0-0	.000	4-8	.500	13	1.6	1	2	3	0	8	1.0
04-05	18	1	157	11-32	.344	0-0	.000	17-30	.567	39	2.2	3	15	7	7	39	2.2
05-06	30	2	488	51-121	.421	0-0	.000	35-52	.673	130	4.3	16	46	25	14	137	4.6
Totals	56	3	682	64-162	.395	0-0	.000	56-90	.622	182	3.2	20	63	35	21	184	3.3

NARE DIAWARA

A Talk With NARE

Who is the biggest inspiration to you and why?

My parents and their continued encouragement. They were very openminded and allowed me to come to the United States to pursue basketball.

What is one word to describe your game?

Hands!

What is your favorite basketball moment?

I like it when the crowd responds after I block a shot

What is your favorite midnight snack?

Cookies and cream ice cream

Who is your favorite cartoon character?

Scooby Doo

If you could appear on the cover of any magazine, which one would it be?

Sports Illustrated

What is your favorite area restaurant?

Boudreaux's

What is your favorite food?

Seafood

Who is your favorite music artist?

Fifty Cent

If you could invite three people to dinner, who would they be?

Anita and Cheick

What was the first song you downloaded onto your iPod?

Oh What a Night!

What is your favorite sport, other than basketball?

Shot put and discus

What is something that few people know about you?

My natural hair color

Why did you choose your number?

It's my brother's uniform number

What are your hobbies outside of basketball?

Cooking

What is your favorite movie?

Godfather

Who is your favorite actor?

Denzel Washington

What is your favorite television show?

Everybody Loves Raymond



NARE DIAWARA

BRITTANY COOK

6-0 • r-Sophomore • Guard • Narrows, Va. • Mercer Christian Academy

21

Cook's Career Highs

Points 17 vs. James Madison (11/20/05)
 FGA 11 vs. Longwood (12/28/05)
 FGM 6 vs. James Madison (11/20/05)
 3FGA 6 at Radford (12/7/05)
 3FGM 3 vs. James Madison (11/20/05)
 FTA 3 (five times)
 FTM 2 (three times)
 Rebounds 6 (twice)
 Assists 3 at Radford (12/7/05)
 Blocks 2 at Georgia Tech (2/19/06)
 Steals 4 at Radford (12/7/05)



A strong outside shooter ... Named to the 2005 and 2006 ACC Academic Honor Roll ... Missed the 2004-05 season due to knee injury.

As a redshirt freshman (2005-06) ... Played in 30 games ... Scored a career-high 17 points in her collegiate debut against James Madison, including three treys ... Was second on the team in three-point field goals ... Pulled down a career-high six rebounds against Evansville and High Point.

Prior to Virginia Tech ... A McDonald's All-America nominee who averaged 28.9 points with 10.6 rebounds, 5.4 steals, and 4.6 assists in leading Mercer Christian Academy to a 23-4 record and to the West Virginia state final ... In the state tournament, Cook averaged 30.3 points and set a state single-game record for free throws made with an 18-of-18 performance ... She helped the West Virginia Class A-AA all-star team defeat the Class AAA team for the first time and was named Co-MVP of the game.

Personal ... Brittany Summer Cook ... Born 12/10/85 in Narrows, Va. ... Right-handed ... Daughter of Rick and Kim Cook ... Enrolled in human nutrition, foods and exercise.



Cook's Career Statistics

Year	G	GS	MP	FGM-Att	Pct.	3PTM-Att	Pct.	FTM-Att	Pct.	Reb.	Avg.	A	TO	Blk	ST	TP	Avg.
05-06	30	0	384	42-114	.368	15-57	.263	13-29	.448	56	1.9	23	28	6	18	112	3.7
Totals	30	0	384	42-114	.368	15-57	.263	13-29	.448	56	1.9	23	28	6	18	112	3.7

A Talk With BRITTANY

What was the main reason you chose Virginia Tech?

I liked the players and coaches

Who is the biggest inspiration in your life and why?

God. He gave me life and everything in it.

What is your favorite pregame meal?

Chicken & pasta

What is your current cell phone ring tone?

Sexy Love by Ne Yo

What is one word to describe your game?

Poised

What is your favorite midnight snack?

Cereal

If you could appear on the cover of any magazine, which one would it be?

ESPN *The Magazine*

What is your favorite vacation destination?

Puerto Rico

What country would you most like to visit?

Fiji

What is your favorite area restaurant?

Kabuki

If you could invite three people to dinner, who would they be?

Michael Jordan, Matt Leinart, JJ Redick

What is your favorite food?

I like all types, but I eat chicken the most

What is something that few people know about you?

I don't like roller coasters

Why did you choose your number?

It runs in the family

What is your favorite movie?

Love & Basketball and The Notebook

What is your favorite Web site?

facebook.com

What is your favorite television show?

Sportscenter, The OC, HOUSE

What is your favorite sport, other than basketball?

Football

What is your favorite location on campus?

Cassell Coliseum — my home away from home



BRITTANY COOK

AMBER HALL

6-2 • Sophomore • Forward • Tallahassee, Fla. • Leon H.S.

31

Hall's Career Highs

Points	9	(twice)
FGA	7	at Virginia (2/2/06)
FGM	3	(three times)
3FGA	0	
3FGM	0	
FTA	5	(twice)
FTM	3	(four times)
Rebounds	9	at Virginia (2/2/06)
Assists	1	at Radford (12/7/05)
Blocks	3	at Virginia (2/2/06)
Steals	2	(twice)

Shown great promise during freshman season and needs more minutes to demonstrate her abilities ... Can rebound, score, and is very intelligent.

As a freshman (2005-06)

... Saw action in 26 games with two starts ... In her first collegiate start at Virginia, narrowly missed a double-double with a career-highs of nine points and nine rebounds to go along with a team-high three blocks.

Prior to Virginia Tech ...

Adidas All-American, McDonald's All-America nominee ... A Tallahassee Democrat All-Big Bend second-team selection for coach Adolf Hicks at Leon H.S. where she averaged 18 points, 11 rebounds, four assists, and three blocks ... Led team to district title and to the FHSAA "Sweet 16" ... Named to the Florida AAAA all-state team ... Most Valuable Player on the AAU Essence team.

Personal ...

Amber Noelle Belinda Hall ... Born 12/9/86 in Tallahassee, Fla. ... Right-handed ... Daughter of Al and Pinky Hall ... Enrolled in business management.



Hall's Career Statistics

Year	G	GS	MP	FGM-Att	Pct.	3PTM-Att	Pct.	FTM-Att	Pct.	Reb.	Avg.	A	TO	Blk	ST	TP	Avg.
05-06	26	2	254	25-55	.455	0-0	.000	18-29	.621	53	2.0	1	23	13	8	68	2.6
Totals	26	2	254	25-55	.455	0-0	.000	18-29	.621	53	2.0	1	23	13	8	68	2.6

AMBER HALL

A Talk With AMBER

What is the main reason you chose Virginia Tech?

The fan support for women's basketball and the wonderful college atmosphere

Who is the biggest inspiration in your life and why?

My parents because they have instilled so many values, morals, and standards that are so important and necessary to have in this world today. They have instilled in me that hard work, perseverance, and dedication really pay off.

What is one word to describe your game?

Explosive

What is your favorite basketball moment?

Helping lead Virginia Tech to a much-needed victory over our rival Virginia last year

What was your best halloween costume?

A pumpkin when I was about four years old

What is your favorite Beth Dunkenberger saying?

"A positive attitude is a magnet for positive results"

If you could appear on the cover of any magazine, which one would it be?

People, Allure, or Sports Illustrated for Women

Who is your favorite music artist?

Keyshia Cole, Beyonce, and T.I.

If you could invite three people to dinner, who would they be?

Kimora Lee Simmons, Oprah, P. Diddy

What is something that few people know about you?

I really love fashion and designing stuff

Why did you choose your number?

I wore it in high school, and it really fit me

What is your favorite movie?

Ray

Who is your favorite actor?

Jamie Foxx

What is your favorite sports team?

Miami Heat



AMBER HALL

LAURA HASKINS

5-10 • Sophomore • Guard • Alexandria, Va. • West Springfield H.S.

22

Haskins' Career Highs

Points9..... at Florida State (2/13/06)
 FGA6..... (twice)
 FGM4..... at Florida State (2/13/06)
 3FGA.....2..... vs. Evansville (11/29/05)
 3FGM0.....
 FTA4..... (twice)
 FTM3..... vs. Longwood (12/18/05)
 Rebounds7..... vs. #3/2 North Carolina (2/17/06)
 Assists3..... (three times)
 Blocks.....0.....
 Steals3..... (twice)

A fierce competitor who became the first player off the bench last season while serving as the reserve point guard. Named to the 2006 ACC All-Academic Women's Basketball team.

As a freshman (2005-06) ...

Played in all 31 games with two starts ... Had a career-high nine points at No. 25 Florida State ... Pulled down a career-high seven boards against No. 3 North Carolina.

Prior to Virginia Tech ...

A second team all-state player who averaged 13.5 points, 7.5 rebounds, 6.0 assists, and 4.0 steals in leading her team to a 21-6 record, winning their fourth consecutive district championship and advancing to the regional semifinals ... In her high school career, she led her team to two regional championship crowns, advancing to the state tournament both times ... Holds the school career record in assists, steals and rebounds, breaking the records set by Kara Lawson ... A first-team all-Met selection, her class holds the school record for career wins with 101.

Personal ...

Laura Haskins ... Born 3/18/87 in Alexandria, Va. ... Right-handed ... Daughter of Harry and Shirley Haskins ... Valedictorian of her senior class ... Enrolled in business management.



Haskins' Career Statistics

Year	G	GS	MP	FGM-Att	Pct.	3PTM-Att	Pct.	FTM-Att	Pct.	Reb.	Avg.	A	TO	Blk	ST	TP	Avg.
05-06	31	2	376	19-50	.380	0-6	.000	13-22	.591	45	1.5	30	37	0	15	51	1.6
Totals	31	2	376	19-50	.380	0-6	.000	13-22	.591	45	1.5	30	37	0	15	51	1.6

LAURA HASKINS

A Talk With LAURA

What is the main reason you chose Virginia Tech?

The coaching staff and being in the ACC

What is one word to describe your game?

Intense

What is your favorite basketball moment?

When I started my first collegiate game against Virginia and we beat them.

What is your favorite midnight snack?

Cookie Dough Ice Cream

Who is your favorite cartoon character?

Tasmanian Devil

What was your best halloween costume?

The year I was the Ninja Turtle Michelangelo

What is your favorite Beth Dunkenberger saying?

"A positive attitude is a magnet for positive results"

If you could appear on the cover of any magazine, which one would it be?

ESPN *The Magazine*

Who is your favorite music artist?

Usher

If you could invite three people to dinner, who would they be?

Michael Jordan, my late grandfather, and Dean Smith

What country would you most like to visit?

England.

What is something that few people know about you?

That I can juggle

Why did you choose your number?

No. 21 is my favorite number and it was taken, so 22 was the next closest thing.

What is your favorite movie?

Love and Basketball

Who is your favorite actor?

Orlando Bloom

What is your favorite television show?

Run's House

What is your favorite sports team?

Washington Wizards

What is your favorite location on campus?

Cassell Coliseum



LAURA HASKINS

A.J. LEMAITRE

5-10 • Sophomore • Guard • Fairfax, Va. • W.T. Woodson H.S.

14

Lemaitre's Career Highs

Points3..... vs. Longwood (12/18/05)
 FGA3..... at Southern Methodist (11/26/05)
 FGM1..... (five times)
 3FGA1..... vs. Longwood (12/18/05)
 3FGM1..... vs. Longwood (12/18/05)
 FTA2..... (twice)
 FTM1..... vs. Missouri (3/19/06)
 Rebounds1..... (four times)
 Assists1..... (twice)
 Blocks0.....
 Steals1..... vs. Longwood (12/18/05)

A fundamentally-sound player who earned a scholarship after walking on last season.

As a freshman (2005-06) ... Saw action in 10 games ... Had three points with one steal and an assist in three minutes versus Longwood.

Prior to Virginia Tech ... A McDonald's All-America nominee who averaged 20 points, five rebounds, four assists and two steals for coach Renee DeVarney at W.T. Woodson ... Led her team to a 25-4 record, advancing to the state quarterfinals ... Finished her career with more than 1,500 points ... A second-team all-state selection, a three-time first-team Northern Region, Liberty all-district team, honorable mention all-Met and team MVP selection.

Personal ... Adriana Lemaitre ... Born 8/5/87 in Miami, Fla. ... Right-handed ... Earned two letters in high school lacrosse ... Enrolled in business management.



Lemaitre's Career Statistics

Year	G	GS	MP	FGM-Att	Pct.	3PTM-Att	Pct.	FTM-Att	Pct.	Reb.	Avg.	A	TO	Blk	ST	TP	Avg.
05-06	10	0	23	5-10	.500	1-2	.500	1-4	.250	4	0.4	2	2	0	1	12	1.2
Totals	10	0	23	5-10	.500	1-2	.500	1-4	.250	4	0.4	2	2	0	1	12	1.2

A.J. LEMAITRE

A Talk With A.J.

What is the biggest reason you chose Virginia Tech?

The combination of academics and athletics with a great business program. I also wanted to play in the ACC.

Who is the biggest inspiration in your life and why?

My Mom and Dad because they have been there for me every step of the way, never letting me give up, and giving me the opportunity to get myself involved in the world of sports.

What is one word to describe your game?

Determined

What is your favorite basketball moment?

Playing in the NCAA Tournament game vs. Connecticut.

What is your current cell phone ring tone?

"Take Me Home Tonight" by Eddie Money and "Why You Wanna" by T.I.

Who is your favorite cartoon character?

Bugs Bunny

What is your favorite Beth Dunkenberger saying?

"A positive attitude is a magnet for positive results."

What is your favorite food?

Anything home made by mother Lemaitre!

Who is your favorite music artist?

Ne-Yo

If you could invite three people to dinner, who would they be?

Diana Taurasi, Mother Teresa, Michael Jordan

What is something that few people know about you?

I am fluent in Spanish

Why did you choose your number?

My brother had it and he was one of the first people to put a basketball in my hand.

What is your favorite movie?

Love & Basketball and Dazed and Confused

Who is your favorite actor?

Channing Tatum

What is your favorite television show?

Grey's Anatomy and Desperate Housewives

What is your favorite sports team?

Miami Dolphins



A.J. LEMAITRE

LINDSAY BIGGS

5-11 • Freshman • Guard • Midlothian, Va. • Manchester H.S.

20



Lindsay is a very versatile guard who will see time at both the point guard and shooting guard positions. Her size and strength are assets, and she is also an excellent outside shooter.

— Coach Beth Dunkenberger

Prior to Virginia Tech
 ... McDonald's All-American nominee ... Averaged 18 points, eight rebounds and six assists for coach Jerry Gibbs at Manchester ... Named first team All-Group AAA by the Associated Press ... First-team Central Region and Dominion District Player of the Year and first-team all-region and all-district ... *Richmond Times-Dispatch* All-Metro Player of the Year ... Scored 1,662 career points, the most in school history, while also setting the school standard for career assists ... Had 27 points and 11 rebounds in state semifinals and averaged 24 points in the postseason ... Led team to a 29-2 record with a 28-game winning streak.

Odds and Ends ...
 Lindsay Michelle Biggs ... Born 6/13/88 in Richmond, Va. ... Right-handed ... Daughter of Ronald and Tara Biggs ... Enrolled in university studies.



A Talk With LINDSAY

What is the main reason you chose Virginia Tech?

My brother and sister both went here and I liked the atmosphere.

What is one word to describe your game?
 Competitive

What is your favorite midnight snack?
 Cereal

Who is your favorite cartoon character?
 Bugs Bunny

What was your best halloween costume?
 Pumpkin

What is your favorite Beth Dunkenberger saying?
 "Early is on time, on time is late."

If you could appear on the cover of any magazine, which one would it be?
 ESPN *The Magazine*

Who is your favorite music artist?
 Ne-yo

If you could invite three people to dinner, who would they be?
 Diana Taurasi, Dwyane Wade and Michael Jordan

What is something that few people know about you?
 I'm part Cherokee Indian

Why did you choose your number?
 It was my AAU number and I played my best on that team. I played on the team for seven years, so I wanted to stay with that number.

What is your favorite movie?
 Love and Basketball

Who is your favorite actor?
 Will Ferrell

What is your favorite sports team?
 Miami Heat

LINDSAY BIGGS

ELEANOR BRENTNALL

6-4 • Freshman • Center • Melbourne, Australia

13



Eleanor is a great presence in the paint who scores, rebounds, and is a good shot blocker. Her experience internationally against players such as the WNBA's Lauren Jackson will help make her transition to the ACC a smooth one.

— Coach Beth Dunkenberger

Prior to Virginia Tech

... Member of the 2003 (Gold) and 2005 (Bronze) Australian National Junior team ... Led 2005 national team with 15 points, 10 rebounds and 3.8 blocks per game ... Played for the Nunawading Spectres, 2005 Gold Medalist at the Victorian Junior Championships ... Averaged 16 points and 10 rebounds in the Victorian Basketball League ... MVP of Big V league regular season and championship game ... Averaged 19 points with 13 rebounds in the Big V League

Odds and Ends ...

Eleanor Ruth Brentnall ... Born 2/12/88 in Melbourne, Australia ... Left-handed ... Daughter of Mark Brentnall and Anne Welfare ... Enrolled in psychology.



**A Talk With
ELEANOR**

What was the main reason you chose Virginia Tech?

The area is so beautiful and the people are lovely.

Who is the biggest inspiration in your life and why?

My family because even though we all are off doing completely different things we still manage to be there for one another.

What is your favorite midnight snack?

Sun chips

What is your current cell phone ring tone?

American Idiot by Greenday

Who is your favorite cartoon character?

Homer Simpson

What is your favorite Beth Dunkenberger saying?

Always be honest.

If you could appear on the cover of any magazine, which one would it be?

Cosmo

What is your favorite food?

My mums roasts and barbequed steak.

Who is your favorite music artist?

Gwen Stefani

If you could invite three people to dinner, who would they be?

Michael Jordan, Lauren Jackson and Johnny Depp

What is your favorite sport, other than basketball?

Australian Rules Football

What is something that few people know about you?

I took ballet lessons when I was five.

Why did you choose your number?

Everyone thinks thirteen is unlucky and I like to prove them wrong.

ELEANOR BRENTNALL

UTAHYA DRYE

6-1 • Freshman • Forward • Durham, N.C. • Northern Durham H.S.

15



Utahya is a very fundamentally sound player who can score in a number of ways. Her ability to post up smaller players and drive around taller ones makes her difficult to defend.

— Coach Beth Dunkenberger

Prior to Virginia Tech ... McDonald's All-American nominee ... Averaged 19 points, eight rebounds and four steals at Northern Durham ... Scored 1,261 career points for Coach Pam Adams at Northern Durham ... Narrowly missed a quadruple double against Chapel Hill with 27 points, 14 rebound, 13 steals and nine assists ... Associated Press all-state second team as a junior and senior ... *Durham Herald-Sun* All-Area Player of the Year as both a junior and senior ... Western Region MVP ... Selected to play in the North Carolina East-West All-Star game ... Two-time PAC 6 AAAA Player of the Year.

Odds and Ends ... Utahya Shacowa Drye ... Born 10/9/88 in Albemarle, N.C. ... Right-handed ... Daughter of Felix and Doretha Drye ... Enrolled in biochemistry.



A Talk With UTAHYA

What was the main reason you chose Virginia Tech?

My high school was a family environment and when coming on my visit to Tech and to the summer camp, the staff and players welcomed me just like my high school.

What is one word to describe your game?

Unselfish

What was your favorite basketball moment?

Making it to the state championship game my junior year of high school.

What is your favorite midnight snack?

Special K granola bars and fruit

Who is your favorite cartoon character?

Felix the Cat

What is your favorite Beth Dunkenberger saying?

Get your hands off those knees, or you will be running.

Who is your favorite music artist?

Shareefa

If you could invite three people to dinner, who would they be?

Michael Jordan, Dwyane Wade, and Angelina Jolie

What is something that few people know about you?

I don't eat syrup on pancakes

Why did you choose your number?

Because I like Vince Carter's moves to the basket and he is number 15

What is your favorite movie?

Love and Basketball

Who is your favorite actor?

Brad Pitt and Angelina Jolie

What is your favorite sports team?

Miami Heat

SHANI GREY

5-8 • Freshman • Guard • Windsor, Conn. • Windsor H.S.

30



Shani's speed and quickness are two keys that have made her one of the team's best defenders. Her energy on the court is contagious and she will provide a spark whenever she enters the game.

— Coach Beth Dunkenberger

Will miss the 2006-2007 season due to knee injury.

Prior to Virginia Tech ... McDonald's All-American nominee ... 2006 *New Haven Register* All-State selection ... Named to the Coaches Association All-State team as a junior ... Scored over 1500 career points at Windsor High School for Coach Vinnie Cianfarani ... A four-time All-CCC West selection.

Odds and Ends ... Shani Fayola Grey ... Born 4/18/88 ... Right-handed ... Daughter of Leslie and Polly-Ann Grey ... Enrolled in business finance.



A Talk With SHANI

What was the main reason you chose Virginia Tech?

The coaching staff and the campus.

What is one word to describe your game?

Pride

What is your favorite basketball moment?

During my sophomore year in high school on senior night, and we were down by 17 points against the No. 1 team in Connecticut at the time. All of a sudden two of the seniors went out, and I came in along with a junior. We came back from being down by 17 points and won the game in 3.2 seconds. The top section of the gym was almost empty, but then people starting coming back as we got closer. When the buzzer sounded, everyone rushed the game floor. It felt like we won the state title. I will never forget that game.

What is your favorite midnight snack?

I like Milkshake pop tarts, and Suncrips cheddar chips.

Who is your favorite cartoon character?

Riley from The Boondocks.

What was your best halloween costume?

The Yellow Ranger, from the Power Rangers.

My favorite Beth Dunkenberger saying is?

"Get those hands off those knees!"

What is your favorite food?

Curry goat

If you could invite three people to dinner, who would they be?

Dwyane Wade, Seimone Augustus and Shaquille O'Neal

Why did you choose your number?

I chose number 30 because it was my sister's number in high school and I had it during AAU

What is your favorite television show?

The Boondocks

What is your favorite sports team?

Pittsburgh Steelers, Miami Heat

LAKEISHA LOGAN

5-8 • Freshman • Guard • Scarborough, W. Va. • Oak Hill Academy

24



Keisha is an athletic point guard who can score and distribute the basketball. She has a quick first step and also can put great ball pressure on the opponent's primary ballhandler.

— Coach Beth Dunkenberger

Prior to Virginia Tech ... Captain of the all-state team ... Selected to the West Virginia vs. Ohio All-Star team ... Averaged 23 points, seven rebounds, nine assists, and four steals for coach Jerry Epperly at Oak Hill Academy.

Odds and Ends ... Lakeisha Lavon Logan ... Born 11/20/87 ... Right-handed ... Daughter of Edward and Nina Logan ... Major is undecided.



A Talk With LAKEISHA

What is the main reason you chose Virginia Tech?

I felt that it was the right school for me and it is only two hours from home which gives my family the opportunity to see me play.

Who is the biggest inspiration in your life and why?

My brother because he is older than me and he has been there for me when I needed him.

What is one word to describe your game?

Intense

What is your favorite basketball moment?

The McDonalds All-American Nomination award

What is your favorite midnight snack?

Ritz peanut butter crackers

Who is your favorite cartoon character?

Winnie the Pooh

What was your best halloween costume?

A dinosaur when I was little

What would your dream job be?

A lawyer

My favorite Beth Dunkenberger saying is?

If you are early you are on time and if you are on time you are late

If you could appear on the cover of any magazine, which one would it be?

Sports Illustrated

Who is your favorite music artist?

Aaliyah

If you could invite three people to dinner, who would they be?

Micheal Jordan, Malcolm X, Maya Angelo

Why did you choose your number?

Because it was my brother's number in high school

VIONCA MURRAY

6-1 • Freshman • Forward • Rosedale, N.Y. • Francis Lewis H.S.

12



Vionca is a physical post player who attacks the basket extremely well. Her ability to finish and get to the free throw line are both huge assets.

— Coach Beth Dunkenberger

Prior to Virginia Tech ... McDonald's All-American nominee ... *Street & Smith* All-American Honorable Mention in 2005 and 2006 ... Scored 1,087 career points in only two seasons at Francis Lewis for coach Mike Eisenberg ... Coaches Association All-state first team selection along with Tina Charles (UConn), Danielle Wilson (Baylor), and Epiphany Prince (Rutgers) the top junior in the state ... 2006 *New York Times Herald* Player of the Year ... 2005 *New York News*, *New York Daily News* and *New York Times Herald* Player of the Year ... Averaged 22 points and nine rebounds for coach Mike Eisenberg at Francis Lewis.

Odds and Ends ... Vionca Layosha Murray ... Born 1/23/89 ... Right-handed ... Daughter of Kelvin and Angie Murray ... Enrolled in business management.



A Talk With VIONCA

What is the main reason you chose Virginia Tech?

The team, coaches and the campus. Everyone was so friendly

Who is the biggest inspiration in your life and why?

My parents — they have helped me get where I am now

What pregame routines do you have?

Shadow boxing

What is one word to describe your game?

Dominant

What is your favorite midnight snack?

Pretzels

Who is your favorite cartoon character?

Tweety Bird

What was your best halloween costume?

Pocahontas

What would your dream job be?

Entrepreneur

What is your favorite Beth Dunkenberger saying?

Touch those Lines

If you could appear on the cover of any magazine, which one would it be?

Slam

If you could invite three people to dinner, who would they be?

Martin Luther King, Jr., Jesus, and Luther Vandross

Why did you choose your number?

It was my high school number


What is your favorite movie?

Love and Basketball

What is your favorite sports team?

Detroit Shock

VIONCA MURRAY



2005-2006 REVIEW



A fourth consecutive trip to the NCAA Tournament highlighted another successful campaign by the Virginia Tech women's basketball program



2005-2006 REVIEW

Tech Continues NCAA and Postseason Streaks

The Virginia Tech women's basketball program has established a tradition of excellence in recent years and the 2005-06 edition of the Hokies continued that trend by advancing to the NCAA tournament. Tech received an NCAA bid for the fourth consecutive season and advanced to the postseason for the ninth straight year. In fact, the Hokies have made the postseason 11 times in the past 13 years, including nine NCAA bids and two berths in the WNIT.

Tech concluded the year with a 21-10 record, marking the eighth time in nine years — and 11th in the past 14 — that the Hokies have won at least 20 games. Last year was also the 18th winning season in the 29 years of the women's basketball program. Tech was also successful in regular season tournament play, winning the SMU Hoops for the Cure Classic, the Caribbean Classic and their own Lady Luck

Classic for the eighth consecutive season. In the past two seasons, the Hokies have won five consecutive in-season tournaments, including two victories over Texas Tech. In addition, Tech won its 14th-consecutive home opener with an 86-71 win over James Madison.

Tech completed a perfect regular season against non-conference teams, earning a 13-0 record. The Hokies again were among the national leaders in attendance drawing an average of 3,871 fans to home contests, which ranked 26th in the nation. This tremendous fan support helped Tech post a 10-4 record in Cassell Coliseum. Three of the home losses were to Final Four teams — national champion Maryland, national runner-up Duke, and ACC champion North Carolina.

Last season, the Hokies were a veteran team led by five seniors. Four of them — Dawn Chriss, Megan Finnerty, Kerri Gardin and Carrie

Mason — became the first Tech class to appear in four NCAA Tournaments and were the most successful class in the history of the program, with 84 victories in four years. In addition to their collective achievements, the seniors also reached many individual milestones during the season.

Mason ended her career as Tech's all-time 3-point field goal leader (200) and set career standards for starts (121) and minutes played (4,179). She totaled 1,369 points, putting her seventh on the Tech scoring list and she became the 17th member of the Virginia Tech 1,000-point club in the first game of season against James Madison. Additionally, she was credited with 364 assists — seventh on the career list. Mason was named to the 2006 *ESPN The Magazine* Women's Basketball University Division District III first team, and earned an ACC Postgraduate Scholarship.

Chriss became the 18th member of the 1,000-point club and led the team in scoring while placing second in rebounds. She completed her Tech career ranked fifth on the career steals list. Chriss led the Hokies with 21 points in their NCAA first-round victory over Missouri.

Gardin concluded her career as one of the most prolific rebounders in Virginia Tech history. She is sixth on the career rebounds list and led the ACC in rebounding while averaging a double-double. Gardin was named to the All-ACC third team and became the 19th member of the 1,000-point club in the final regular-season game against Wake Forest. She capped off her year by being drafted by the Chicago Sky in the third round of the WNBA draft.

With expectations running high, Tech opened the 2005-2006 season with a convincing 87-71 win over James Madison. Mason led the way with 20 points, joining the 1,000-point club in the process. In her first collegiate game after sitting out the previous season due to injury, redshirt-freshman Brittany Cook reached double figures with 17 points. The victory marked the ninth consecutive time the Hokies had opened the season with a victory and was the eighth straight win in the series with the Dukes.

Old Dominion was next on the schedule and Gardin and Mason tallied 16 points each as the Hokies overcame a poor night at the free throw line to edge the Lady Monarchs 76-69. The Hokies led by as many as 12 points in the second half but saw ODU put together a 10-1 run to cut the lead to 67-64 with just under four minutes remaining in the game. From that point on, Tech hit the boards and grabbed five offensive rebounds in the waning moments to preserve the win. The Hokies shot 49.1 percent (28-57) from the field, but only 48.5 percent (16-33) from the charity stripe.



Carrie Mason set the Virginia Tech career mark for three-point field goals made with 200.



Kirby Copeland scored 19 points in the victory over Texas Tech in the Caribbean Classic.

A trip to the Lone Star state was next on the agenda as the Hokies traveled to Dallas over the Thanksgiving holiday to participate in the SMU Hoops for the Cure Classic. Tech used a suffocating defense and the steady play of Gardin to overcome a 26-21 halftime deficit en route to a 56-40 win over the Denver Pioneers. In the second half, the Hokies held Denver to only 14 points, allowing the Pioneers only one basket over the final 11:03 of the game. Gardin led the way with her first double-double of the season (15 points, 12 rebounds) as Tech held a commanding 44-31 advantage on the boards.

A huge second-half run and a monster game from Gardin propelled the Hokies to an easy 87-61 win over SMU in the championship game on the Mustangs' home court. Leading 36-27 at the half, Tech opened the second frame with an 18-3 run to put the contest away. In fact, the Hokies shot 62.5 percent (20-32) from the field in the second half, again controlling the boards, 47-32. Gardin

had her second consecutive double-double with 20 points and 17 rebounds as Tech placed five players in double figures. For her efforts, Gardin was named the tournament's Most Valuable Player.

Virginia Tech returned to Cassell Coliseum and used an 18-0 run in the first half to pull away from Evansville en route to a 79-59 victory. With the contest tied at four in the early going, the Hokies put together the big run and cleared the bench with every player seeing action in the contest. Chriss led the way with her second career double-double, scoring 12 points and pulling down 12 rebounds.

Tech's next outing proved to be a real struggle on the road at Richmond. The Hokies trailed 37-29 with just over 12 minutes remaining before rallying for a 54-47 victory. Tech shot only 35.6 percent from the field and just 29 percent in the first half. The Hokies could manage only 1-for-11 from three-point range. Mason, who led the way with 14 points, connected on the only trey.

The Hokies needed some clutch free throw shooting, timely offensive rebounds and a little luck in to escape an upset bid by New River Valley rival Radford, 58-52. After leading 37-29 at the half, Tech opened its biggest lead, 43-32, early in the second half. The Highlanders responded with a 13-5 run to draw within three points, 48-45. A Cook three-pointer extended the Tech lead, but with just under three minutes remaining, Radford cut the lead to 52-50. From then on, Tech nailed six free throws and extended possession time with four offensive rebounds to pull out the victory. Cook and Copeland were the only Hokies in double figure scoring, with 12 and 11 points respectively.

Tech continued to struggle, but found a way to win against in-state opponent Liberty with a 70-60 victory. The Hokies found themselves trailing 25-24 with just under five minutes left in the opening half before putting together a 9-0 run to lead 33-25 at intermission. Tech maintained the lead in the second half before the Flames cut the lead to 59-54. The Hokies responded with a 7-2 run to put the game out of reach. The win improved Tech's all-time record against Liberty to 12-0 as the Hokies converted 18 Flame turnovers into 22 points. Gardin led the way with 20 points and 14 rebounds, while Finnerty chipped in with 11 points and eight boards.

A trip to Cancun, Mexico, was next on the Tech schedule as the Hokies participated in the Caribbean Classic. Tech held a commanding 62-40 lead over Western Michigan in the first round with six minutes left before withstanding a furious Bronco comeback. Western Michigan closed to within 67-62 with 19 seconds remaining in the game. Mason worked 12 seconds off the clock before being fouled and calmly sank two free throws to secure the win. Gardin and Mason led Tech with 15 points each, while Finnerty had her second consecutive strong outing with 12 points.

The title game of the classic was a rematch with Texas Tech. The Hokies had previously defeated the Lady Raiders in overtime in the championship of the 2004 Duel in the Desert tournament. Tech led by as many as 14 points in the first half, but found themselves in a tight battle, leading only 44-43 with 11 minutes left in the game. The Hokies responded with a 13-4 run over the next five minutes to lead 57-47. Texas Tech would get no closer than five points the rest of the way. Chriss led Tech with 20 points while Copeland chipped in with 19.

Tech returned home after Christmas to host the Lady Luck Classic after receiving its first national ranking of the year, debuting at No. 25. Solid defense and a strong inside game proved to be more than enough for the Hokies as they cruised past Longwood 89-70 in the opening round. Every Tech player scored in the one-sided affair as Copeland and Finnerty each tallied 14 points.

The Hokies captured their eighth consecutive Lady Luck Classic in a tough 76-64 battle with Texas A&M-Corpus Christi in the title game. Tech trailed 31-30 at the half, and

the contest remained tight until the Hokies finally put the Islanders away with a late 11-0 run. Chriss, the tourney MVP, led the way with 26 points.

Tech saw its undefeated season come to an end in the ACC opener at NC State. Turnovers and poor shooting led to the loss as Tech committed 28 turnovers and shot only 27.7 percent from the field. The Hokies led 15-10 in the first half before the Wolfpack went on a 17-4 run, building a 27-19 halftime advantage. NC State put the game away by opening the second frame on a 12-2 run. Chriss and Gardin were the only Tech players in double figures netting 14 and 11 points respectively.

Coming off their first loss of the year, the Hokies exacted their frustrations on High Point with a 91-52 victory. Tech shot 57.6 percent (34-59) from the field and dominated the boards, 48-29. Every player scored in the one-sided affair and Nare Diawara pulled down 13 rebounds.

A return to ACC action was next on the schedule as the Hokies renewed their series with former BIG EAST member No. 19 Boston College in a battle of ranked teams in Cassell Coliseum. Tech rallied from an eight-point second-half deficit, then gave up an eight-point lead, but closed the game on a 9-2 run to win 67-62. The Eagles shot 56.5 percent from the field and dominated the boards 35-21, but the Hokies forced 30 turnovers and converted 16-of-17 free throw attempts.

After an eight-day layoff, Virginia Tech could not shake off the rust and suffered a 78-59 home loss to arch-rival Virginia. The Cavaliers built a 39-24 halftime advantage and the Hokies never got closer than 12 points the rest of the way. Only two Hokies managed to get into double figures, with Chriss and Gardin tallying 16 and 10 points respectively.

The struggling Hokies traveled to Winston-Salem, N.C., and built an 11-point halftime lead over Wake Forest, only to lose 77-71 in overtime. Mason sank two free throws with ten seconds remaining in regulation, but the Demon Deacons' Cotelia Bond-Young responded with a jumper to force overtime. Wake scored the first seven points of the extra session to seal the victory.

Eventual national champion Maryland extended the Hokie losing streak to three games with a 68-62 victory in Blacksburg. Tech hung tough all game long and tied the contest at 54 with less than five minutes remaining. Maryland put together an 8-2 run and hit free throws down the stretch to preserve the win. The Hokies struggled at the line, connecting on only 16 of 26 free throws. Chriss led Tech with 19 points.

Virginia Tech dropped its fourth straight game, 77-62, at Miami. The Hurricanes jumped out to a 20-4 lead in the first five minutes of the contest and never looked back, holding a commanding 46-27 advantage at the half. Miami connected on eight three-point shots in the game and shot 56 percent from the field. Tech had four players in double figures and Mason tied a career-high with four treys.



In her first collegiate start, freshman Amber Hall narrowly missed a double-double with nine points and nine rebounds at Virginia.

Suffering from a four-game losing streak, the outlook for the Hokies looked bleak as they headed to Charlottesville, Va., for a return engagement with the Cavaliers. Tech entered the contest short-handed, playing without both Gardin and Copeland. Seniors Mason and Chriss responded to the challenge with 24 and 17 points, respectively, as Tech pulled away in the second half en route to a 65-54 victory. A key in the win was the play of freshman Amber Hall, who scored nine points, pulled down nine rebounds and was credited with three blocks in her first collegiate start.

After snapping the losing streak with the big win at Virginia, the Hokies returned home to face second-ranked Duke. The eventual national runner-up Blue Devils found themselves trailing Tech 19-18 twelve minutes into the contest, but put together a 21-6 run to lead 39-25 at the break. The Hokies could get no closer than seven points in the second half, and lost 73-62. Mason again led the way with 18 points, while Copeland added 17.

Tech got back on the winning track with an 82-70 win over Clemson in Cassell Coliseum. An early 16-2 run built a 23-6 lead as the Hokies built a 37-24 halftime edge. Tech led comfortably the rest of the way, with the final

margin of victory being the closest the Tigers would get in the second half. Chriss had 19 points, while Gardin produced another double-double with 15 points and 11 boards.

Tech looked for revenge in its next game at Florida State. The Seminoles and Hokies had played a double- and a triple-overtime game the previous season, with FSU winning both games. This year would be different, as Tech played one of its best games of the year, knocking off the Seminoles in Tallahassee, 76-69. Mason led the way with a career-high 27 points, including a career-best six treys, while Chriss added 17.

The Hokies faced a major challenge as second-ranked North Carolina made its first visit to the Cassell for an ACC contest. Tech fell behind early, battled back, but eventually lost 84-75. After trailing by 20 points in the second half, the Hokies turned up the defensive pressure, and closed to 82-75 before running out of time. Tech forced the Tar Heels into 21 turnovers, but UNC shot 53.3 percent from the floor. Chriss led the Hokies with 17 points, followed by Copeland's 16.

A trip to Atlanta was next as the Hokies completely dominated Georgia Tech on the Yellow Jackets' senior day, 70-54. The victory

was the 100th in Beth Dunkenberger's career, as Tech shot 50 percent from the field. Gardin paced the offense with 19 points, and Diawara proved to be a force on the defensive end with four blocks.

The trip to Durham, N.C., for Duke's senior night led to the Hokies' worst loss of the season as the top-ranked Blue Devils cruised to a 93-51 victory. Chriss was the only Tech player in double figures, with a dozen points as Duke shot 60.9 percent from the floor and nailed seven treys in the game.

Senior night arrived for the five Hokies who took the floor for their final game in Cassell Coliseum as Tech rolled Wake Forest 76-42. A 21-4 run in the first half enabled the Hokies to build a 44-22 halftime lead, and the Demon Deacons never threatened. Gardin tallied 11 points and joined teammates Mason and Chriss in the career 1,000-point club. Tech forced 26 Wake Forest turnovers and limited the visitors to only 26.4 percent shooting from the field.

In Tech's ACC tournament debut in 2005, the Hokies were upset by Wake Forest. Tech was determined not to make the same mistake twice. While the Hokies' win was not the 34-

point margin enjoyed just four days earlier, Tech produced a solid 73-60 victory over the Demon Deacons. Defense again was the key to the victory as the Hokies limited Wake to only 39 percent shooting while Tech shot 52.5 percent. Chriss led the attack with 18 points, followed by Copeland and Gardin, who tossed in 17 and 13 points respectively.

A third meeting with Duke in the ACC tournament quarterfinals proved to be a tough, hard-fought contest, as the Blue Devils led only 28-22 at the half before pulling away to win 69-56. Tech forced Duke into 31 turnovers, but the Blue Devils were able to shoot 54.3 percent from the field. Chriss and Mason each had 13 points, while Gardin added 11 and Diawara contributed nine.

The Hokies received a fourth straight NCAA bid following their performance in the ACC tournament and made their ninth consecutive postseason appearance. Tech traveled to University Park, Pa., for an NCAA first-round meeting with Missouri. The contest was the first-ever meeting between the two programs, and the Hokies dominated from the

start, blasting the Tigers 82-51. The Hokies raced to a 17-4 lead and finished with a 26-3 run in the final minutes of the one-sided affair. Tech shot 51.5 percent for the game, including a blistering 62.5 percent (20-32) in the second half. Chriss paced five Hokies in double figures with 21 points, while Gardin had 17 points and 13 boards.

Tech renewed acquaintances with Connecticut in the NCAA second round and after trailing early, the Hokies put together an 11-0 run to pull within 38-32 before the Huskies' Ann Strother nailed a three-pointer just before the halftime buzzer. UConn put the game away in the second half with a 19-3 run and cruised to a 79-56 win. In their final game as Hokies, Chriss and Gardin tallied 16 points each while Mason added 13.

2005-2006 RESULTS

November

7	ATHLETES IN ACTION	W	85-62
20	JAMES MADISON	W	86-71
22	OLD DOMINION	W	76-69
<u>SMU Hoops for the Cure Classic, Dallas, Tex.</u>			
25	vs. Denver	W	56-40
26	at SMU	W	87-61
29	EVANSVILLE	W	79-59

December

4	at Richmond	W	54-47
7	at Radford	W	58-52
10	LIBERTY	W	70-60

Caribbean Classic, Cancun, Mexico

19	vs. Western Michigan	W	69-64
20	vs. Texas Tech	W	69-62

LADY LUCK CLASSIC IN BLACKSBURG, Va.

28	LONGWOOD	W	89-70
29	TEXAS A&M-CC	W	76-64

January

2	at NC State* (RSN)	L	44-65
4	HIGH POINT	W	91-52
8	#19/21 BOSTON COLLEGE*	W	67-62
16	VIRGINIA* (RSN)	L	59-78
19	at Wake Forest*	L	71-77 OT
23	#6/#6 MARYLAND* (RSN)	L	62-68
29	at Miami* (ESPN)	L	62-77

February

2	at Virginia*	W	65-54
6	at #2/#2 DUKE* (RSN)	L	62-73
9	CLEMSON*	W	82-70
13	at Florida State* (RSN)	W	76-69
17	#2/#3 N. CAROLINA* (RSN)	L	75-84
19	at Georgia Tech*	W	70-54
22	at #1/#1 Duke*	L	51-93
26	WAKE FOREST*	W	76-42

March

29th ACC Championship in Greensboro, N.C.

4	vs. Wake Forest	W	73-60
5	vs. #2/#2 Duke	L	56-69

NCAA 1st & 2nd Round in University Park, Pa.

19	vs. Missouri (ESPN2)	W	82-51
21	vs. #7/8 Connecticut (ESPN2)	L	56-79

*Atlantic Coast Conference game
Home Games in ALL CAPS



Virginia Tech's senior class led the Hokies to four consecutive NCAA Tournaments.

2005-2006 STATISTICS

##	Player	GP	GS	Min	Avg	TOTAL			3-PTS			REBOUNDS				PF	FO	A	TO	Blk	Stl	Pts	Avg			
						FG	FGA	Pct	3FG	FGA	Pct	FT	FTA	Pct	Off									Def	Tot	Avg
23	CHRISS, Dawn	31	31	908	29.3	164	326	.503	3	14	.214	77	110	.700	67	72	139	4.5	62	1	65	77	16	57	408	13.2
	Conference-Only...	14	14	430	30.7	79	162	.488	2	8	.250	36	51	.706	31	23	54	3.9	23	0	36	42	9	33	196	14.0
32	GARDIN, Kerri	29	27	822	28.3	150	333	.450	6	17	.353	61	103	.592	105	184	289	10.0	65	2	69	70	25	58	367	12.7
	Conference-Only...	13	11	365	28.1	57	153	.373	3	10	.300	36	50	.720	56	66	122	9.4	28	0	23	26	13	36	153	11.8
24	MASON, Carrie	31	31	1016	32.8	120	260	.462	62	140	.443	68	84	.810	7	52	59	1.9	27	0	76	80	3	59	370	11.9
	Conference-Only...	14	14	470	33.6	58	119	.487	33	65	.508	28	33	.848	4	28	32	2.3	15	0	35	44	2	27	177	12.6
5	COPELAND, Kirby	30	29	768	25.6	114	291	.392	2	15	.133	63	103	.612	39	61	100	3.3	53	0	87	92	3	58	293	9.8
	Conference-Only...	13	12	345	26.5	54	136	.397	1	6	.167	31	49	.633	25	27	52	4.0	24	0	34	43	1	27	140	10.8
45	FINNERTY, Megan	31	31	643	20.7	72	156	.462	0	1	.000	59	81	.728	39	63	102	3.3	97	5	32	60	8	17	203	6.5
	Conference-Only...	14	14	291	20.8	29	73	.397	0	1	.000	19	29	.655	16	25	41	2.9	42	1	11	28	2	6	77	5.5
11	DIAWARA, Nare	30	2	488	16.3	51	121	.421	0	0	.000	35	52	.673	58	72	130	4.3	46	1	16	46	25	14	137	4.6
	Conference-Only...	14	1	252	18.0	24	61	.393	0	0	.000	21	27	.778	27	31	58	4.1	23	1	7	25	15	7	69	4.9
21	COOK, Brittany	30	0	384	12.8	42	114	.368	15	57	.263	13	29	.448	17	39	56	1.9	20	0	23	28	6	18	112	3.7
	Conference-Only...	13	0	135	10.4	6	33	.182	3	19	.158	4	8	.500	6	8	14	1.1	4	0	7	12	3	7	19	1.5
31	HALL, Amber	26	2	254	9.8	25	55	.455	0	0	.000	18	29	.621	16	37	53	2.0	36	0	1	23	13	8	68	2.6
	Conference-Only...	13	2	141	10.8	13	32	.406	0	0	.000	9	14	.643	6	21	27	2.1	20	0	0	11	9	2	35	2.7
45	ANDERSON, Britney	30	0	289	9.6	31	87	.356	0	2	.000	16	27	.593	17	32	49	1.6	23	0	18	22	3	5	78	2.6
	Conference-Only...	14	0	110	7.9	8	31	.258	0	2	.000	1	3	.333	4	11	15	1.1	7	0	4	7	0	0	17	1.2
50	JACKSON, Roshana	27	0	254	9.4	22	40	.550	0	0	.000	6	12	.500	14	33	47	1.7	34	0	18	20	4	14	50	1.9
	Conference-Only...	13	0	83	6.4	3	11	.273	0	0	.000	0	0	.000	2	10	12	0.9	13	0	5	7	1	4	6	0.5
22	HASKINS, Laura	31	2	376	12.1	19	50	.380	0	6	.000	13	22	.591	10	35	45	1.5	16	0	30	37	0	15	51	1.6
	Conference-Only...	14	2	199	14.2	12	25	.480	0	3	.000	7	13	.538	5	20	25	1.8	10	0	10	18	0	6	31	2.2
14	LEMAITRE, A.J.	10	0	23	2.3	5	10	.500	1	2	.500	1	4	.250	1	3	4	0.4	4	0	2	2	0	1	12	1.2
	Conference-Only...	3	0	4	1.3	1	3	.333	0	1	.000	0	0	.000	0	0	0	0.0	1	0	0	1	0	0	2	0.7
TEAM REBOUNDS.....														51	59	110	3.5	0				10				
Conference-Only...														30	26	56	4.0	0				8				
Virginia Tech		31	6225			815	1843	.442	89	254	.350	430	656	.655	441	742	1183	38.2	483	9	437	567	106	324	2149	69.3
Conference-Only...		14	2825			344	839	.410	42	115	.365	192	277	.693	212	296	508	36.3	210	2	172	272	55	155	922	65.9
Opponents.....		31	6225			766	1810	.423	149	432	.345	316	489	.646	373	691	1064	34.3	574	-	389	610	142	239	1977	64.4
Conference-Only...		14	2825			374	824	.454	76	196	.388	142	208	.683	180	316	496	35.4	251	9	198	285	83	115	966	69.0

SCORE BY PERIODS:	1st	2nd	OT	Total
Virginia Tech	965	1080	4	2149
Opponents	905	1082	10	1997

DEADBALL REBOUNDS:	OFF	DEF	TOTAL
Virginia Tech	102	25	127
Opponents	78	19	97



Virginia Tech celebrates a victory in the first round of the NCAA Tournament.

Game 1
Virginia Tech 86, James Madison 71
 Blacksburg, Va. • Nov. 20, 2005

BLACKSBURG, Va. - Behind four players in double figures, Virginia Tech opened its season with an 87-71 win over James Madison in Cassell Coliseum.

Senior Carrie Mason led the Hokies with 20 points. With her first basket of the game, a lay-up at the 16:50 mark, Mason became the 17th Hokie to reach the 1,000 point mark. Mason went 7-for-10 from the floor, and had five rebounds.

In her first collegiate basketball game, freshman Brittany Cook reached double figures, scoring 17 points. Senior Kerri Gardin just missed a double-double, with 15 points and pulled down a team-high eight rebounds, while senior Dawn Chriss added 12 points.

As a team, Tech (1-0) shot 51.6 percent from the floor, with 69.2 shooting in the second half. The Dukes (1-1) shot 43.1 percent in the game.

Led off the bench by Cook, junior Britney Anderson scored nine points and junior Nare Diawara added two points, as the Tech bench outscored the Dukes 28-2.

The Dukes had four starters in double figures, led by Meredith Alexis, who had a double-double.

Up by one point, 17-16 at the 10 minute mark, the Hokies took a 10-point lead off a 15-6 run over the next five minutes that was led by five points from Cook. Tech held a 40-32 halftime lead.

In the second half, Tech led by as many as 18 points and after the first 15 minutes, never trailed by less than 10. The Hokies went on an 8-0 run to put the game out of reach, 60-42.

The victory marked the 14th straight home-opening win, and the ninth consecutive time the team has opened the season with a victory.

Tech has won eight straight games in the series against James Madison.

Game 2
Virginia Tech 76, Old Dominion 69
 Blacksburg, Va. • Nov. 22, 2005

BLACKSBURG, VA. - Kerri Gardin led Virginia Tech in scoring with 16 points in a 76-69 win over Old Dominion on Nov. 22 at Cassell Coliseum. The win improved Tech to 2-0 on the season and dropped ODU to 0-2 in front of 3,421 fans.

The Hokies led 39-35 at the break. Tech took its largest lead of the first half when Carrie Mason hit a shot to cap a 7-0 Hokie run and give the home team a 33-20 advantage.

After intermission, the Lady Monarchs closed to within two points on a 3-pointer by Lawona Davis at the 18:10 mark. The Hokies responded with a 10-2 run over the next 5:10 to push the lead back to 10 points, 53-43.

Old Dominion committed six fouls in that span and Tech was in the bonus with just a little over seven minutes gone in the second half. The Hokies were in the double bonus by the 8:00 mark. Old Dominion committed 28 fouls in the game, but Tech's poor free-throw shooting (16-of-33) kept them from taking advantage.

Tech extended the lead to 12 points on a Megan Finnery layup with 7:06 remaining. Although a 10-1 Lady Monarch run cut the lead to 67-64, the Hokies crashed the boards in the final 3:45, grabbing five offensive rebounds that helped them maintain possession and burn the clock.

Gardin scored 14 of her points in the second half, and Mason matched her with 16 points for the game. Megan Finnerty scored 11 points and was the lone Hokie who shot over 50 percent at the free-throw line, going 5-of-6. Dawn Chriss scored nine points and grabbed seven rebounds.

Tech had a 29-13 advantage in points off of turnovers, and a 42-26 advantage scoring in the paint.

Game 3
Virginia Tech 56, Denver 40
 Dallas, Tex. • Nov. 25, 2005

DALLAS, TEXAS - Kerri Gardin recorded her 12th career double-double and Virginia Tech held Denver scoreless for 7:45 of the second half in the Hokies 56-40 come-from-behind victory over the Pioneers in the first round of the SMU Hoops for the Cure Classic.

Tech used a suffocating defense and the steady play of Gardin (Sr., Morganton, N.C.) to overcome a 26-21 halftime deficit. The Hokies limited the Pioneers to only 14 second half points while Gardin tallied 10 of her game-high 15 points to go along with 12 boards.

Tech played a very sluggish first half but led 18-16 on a Nare Diawara (Jr., Bamako, Mali) layup at the 11 minute mark. It was to be the Hokies' last points for the next 10:07 as Denver took a 23-18 advantage. The teams combined to connect on only 7-of-34 field goal attempts in the final 11 minutes of the first half. The Hokies forced Denver into 11 turnovers in the opening frame and the Pioneers were only 4-of-10 at the charity stripe. Despite its' poor play, Tech trailed only 26-21 at intermission.

Tech opened the second half on a 9-4 run in the first four minutes to tie the game at 30, then took the lead for good on a Carrie Mason (Sr., Seneca, Pa.) three-pointer at the 13:36 mark. A Kirby Copeland (Jr., Morrow, Ga.) jumper extended the lead but Sara Benham responded with a jumper of her own to draw the Pioneers to within one, 35-34. However, Denver would score only one bucket over the next 11:03 as Tech blew the contest open with a 19-2 run.

In addition to Gardin, Mason added 13 points, including three treys, and Copeland chipped in with 10 points. For Mason, it was her third consecutive game with three treys.

Virginia Tech 86, James Madison 71
 Nov. 20, 2005; Cassell Coliseum

JMU (71)	MP	FG	FT	R	A	PF	TP
Benvenuto	34	1-5	0-1	4	3	2	2
Young	34	6-15	2-2	9	0	4	14
Dickenson	39	5-16	10-12	1	3	1	22
McCall	36	6-10	0-0	3	1	4	13
Alexis	29	9-15	0-2	11	0	2	18
Stokes	18	0-2	0-0	1	2	4	0
Lawrence	10	1-2	0-0	0	1	0	2
Team				3			
Totals	200	28-65	12-17	32	10	17	71

VT (86)	MP	FG	FT	R	A	PF	TP
Copeland	20	2-7	1-2	2	1	2	5
Chriss	28	6-10	0-0	4	1	3	12
Mason	35	7-10	3-4	5	4	0	20
Gardin	29	6-12	3-5	8	4	2	15
Finnerty	22	1-3	4-6	4	1	5	6
Diawara	15	1-3	0-0	3	2	2	2
Cook	22	6-7	2-2	2	1	2	17
Haskins	5	0-0	0-0	1	0	0	0
Anderson	15	3-7	3-4	3	0	1	9
Hall	9	0-3	0-0	3	0	0	0
Team				5			
Totals	200	32-62	16-23	40	14	18	86

James Madison		32		39		—	71
Virginia Tech		40		46		—	86

PERCENTAGES:							
JMU	FG%	43.1	3PT%	30.0	FT%	70.6	
VT	FG%	51.6	3PT%	60.0	FT%	69.6	

3-POINTERS - JMU 3 (Dickenson 2, McCall 1); VT 6 (Mason 3, Cook 3)
BLOCKED SHOTS - JMU 3 (Alexis 2, Benvenuto 1); VT 2 (Gardin 1, Finnerty 1)

STEALS - JMU 7 (Benvenuto 2, McCall 2, Young 1, Alexis 1, Lawrence 1); VT 10 (Copeland 3, Mason 3, Chriss 2, Gardin 1, Cook 1)

TURNOVERS - JMU 16 (Benvenuto 4, Young 4, Dickenson 3, McCall 2, Alexis 2, Lawrence 1); VT 18 (Finnerty 5, Gardin 4, Chriss 3, Anderson 2, Copeland 1, Mason 1, Diawara 1, Cook 1)

TECHNICAL FOULS - None

OFFICIALS: Susan Blanch, William Franklin, Tony Lipka

ATTENDANCE: 3,399

Virginia Tech 76, Old Dominion 69
 Nov. 22, 2005; Cassell Coliseum

ODU (69)	MP	FG	FT	R	A	PF	TP
Muxiri	29	3-6	5-6	3	1	4	11
Lyons	22	3-8	2-2	3	1	2	2
Triggs	26	5-10	1-1	9	2	4	11
Davis	26	4-12	1-2	10	1	2	11
Walters	32	1-4	2-2	2	3	3	4
Nuzzo	11	1-1	0-0	1	1	2	2
Wilson	17	1-2	0-0	3	2	3	2
Jordan	22	6-12	2-4	1	0	3	18
Pym	12	0-1	2-2	3	0	3	2
Brown	3	0-0	0-0	0	0	2	0
Team				4			
Totals	200	24-56	15-19	39	11	28	69

VT (86)	MP	FG	FT	R	A	PF	TP
Gardin	22	7-11	2-5	6	0	2	16
Finnerty	28	3-5	5-6	7	2	2	11
Copeland	28	2-10	1-4	3	4	1	5
Chriss	29	4-9	1-2	7	1	3	9
Mason	36	5-8	3-6	0	5	0	16
Diawara	6	1-3	1-3	2	1	2	3
Cook	14	2-4	0-0	1	0	1	5
Haskins	4	0-0	0-0	0	0	0	0
Anderson	9	1-4	1-2	2	0	0	3
Hall	6	0-0	0-0	0	0	0	0
Jackson	18	3-3	2-5	5	2	4	8
Team				4			
Totals	200	28-57	16-33	37	15	15	76

Old Dominion		35		34		—	69
Virginia Tech		39		37		—	76

PERCENTAGES:							
ODU	FG%	42.9	3PT%	46.2	FT%	78.9	
VT	FG%	49.1	3PT%	50.0	FT%	48.5	

3-POINTERS - ODU 6 (Jordan 4, Davis 2); VT 4 (Mason 3, Cook 1)
BLOCKED SHOTS - ODU 5 (Pym 2, Muxiri 1, Lyons 1, Triggs 1); VT 3 (Gardin 2, Jackson 1)

STEALS - ODU 4 (Nuzzo 2, Walters 1, Wilson 1); VT 9 (Copeland 4, Chriss 2, Mason 2, Jackson 1)

TURNOVERS - ODU 21 (Walters 5, Muxiri 3, Triggs 3, Lyons 2, Davis 2, Wilson 2, Pym 2, Jordan 1, Team 1); VT 13 (Chriss 4, Copeland 3, Gardin 2, Finnerty 1, Diawara 1, Haskins 1, Anderson 1)

TECHNICAL FOULS - None

OFFICIALS: Robert Trammell, Joe Cunningham, Bryan Brunette

ATTENDANCE: 3,421

Virginia Tech 56, Denver 40
 Nov. 25, 2005; Moody Coliseum

Denver (40)	MP	FG	FT	R	A	PF	TP
Meyer	30	3-7	1-4	2	0	2	9
Cole	35	2-5	2-2	5	3	1	7
Lowery	28	1-5	0-0	1	3	2	2
Adams	21	0-4	1-4	3	0	2	1
Benham	33	5-11	0-0	6	0	3	10
Hurtado	3	0-0	0-0	0	0	1	0
Winter	11	0-2	0-0	3	0	0	0
Butler	6	2-2	0-0	2	0	1	5
Mason	2	0-2	0-0	1	0	0	0
Akotaobi	11	0-0	0-0	0	0	1	0
Jaspersen	2	1-1	0-0	0	0	1	2
Reini	18	2-4	0-4	5	3	1	4
Team				3			
Totals	200	16-43	4-14	31	9	15	40

VT (56)	MP	FG	FT	R	A	PF	TP
Copeland	27	4-10	2-2	6	2	4	10
Chriss	30	3-7	3-5	4	1	1	9
Mason	32	5-11	0-0	1	3	0	13
Gardin	25	6-12	3-3	12	0	3	15
Finnerty	23	0-6	7-8	6	0	3	7
Diawara	6	1-3	0-0	0	0	0	2
Lemaitre	1	0-0	0-0	0	0	0	0
Cook	12	0-4	0-0	2	0	0	0
Haskins	9	0-1	0-0	0	0	0	0
Anderson	15	0-3	0-0	4	2	2	0
Hall	9	0-3	0-0	4	0	1	0
Jackson	11	0-0	0-0	1	1	3	0
Team				4			
Totals	200	19-60	15-18	44	9	17	56

Denver		26		14		—	40
Virginia Tech		21		35		—	56

PERCENTAGES:							
DENVER	FG%	37.2	3PT%	44.4	FT%	28.6	
VT	FG%	31.7	3PT%	30.0	FT%	83.3	

3-POINTERS - Denver 4 (Meyer 2, Cole 1, Butler 1); VT 3 (Mason 3, Diawara 1)

BLOCKED SHOTS - Denver 1 (Akotaobi); VT 5 (Finnerty 3, Gardin 1, Diawara 1)

STEALS - Denver 6 (Lowery 2, Adams 1, Hurtado 1, Butler 1, Reini 1); VT 13 (Mason 4, Copeland 2, Gardin 2, Finnerty 2, Cook 2, Hall 1)

TURNOVERS - Denver 24 (Lowery 7, Meyer 4, Adams 3, Benham 3, Reini 2, Cole 1, Hurtado 1, Akotaobi 1); VT 17 (Copeland 6, Finnerty 4, Chriss 2, Gardin 1, Diawara 1, Cook 1, Haskins 1, Jackson 1)

TECHNICAL FOULS - None

OFFICIALS: Ron Dressander, Laurie Porter, Bobby Jarmon

ATTENDANCE: 129

Game 4
Virginia Tech 87, Southern Methodist 61
 Dallas, Tex. • Nov. 26, 2005

DALLAS, TEXAS - Virginia Tech used a huge second half run and a monster game from Kerri Gardin to defeat SMU, 87-61, in the championship game of the SMU Hoops for the Cure Classic in Moody Coliseum. The Hokies improved to 4-0 as they won their third consecutive in-season regular season tournament after winning the Duel in the Desert and Lady Luck Classic events last season. SMU fell to 2-3 with the loss.

Tech led 36-27 at halftime and put the game away with an 18-3 run to open the second half. Gardin (Sr., Morgonton, NC), the tournament MVP, led the Hokies with 20 points and 17 rebounds, her second consecutive double-double and the 13th of her career. Kirby Copeland (Jr., Morrow, Ga.) followed with a career-high 17 points, while Carrie Mason (Sr., Seneca, Pa.) and Britney Anderson (Jr., Blacksburg, Va.) added 12 points each. Megan Finnerty (Sr., Atlanta, Ga.) tossed in 10.

The Hokies jumped out to a 9-2 lead before the Mustangs responded to pull within 15-14 ten minutes into the contest. From that point on, Tech was in complete command as the Hokies closed the half outscoring SMU 21-13 to build a 36-27 advantage.

Tech opened the second half connecting on 14 of its' first 19 shots and completely shut down the SMU offense. Copeland led the surge with seven points while Mason followed with five. During the offensive surge, the Hokies limited the Mustangs to only 2-of-14 from the field and forced a couple of turnovers.

The Hokies shot 58.3 percent (35-60) from the field, including 20-of-32 in the second half, and dominated the boards holding a commanding 47-32 advantage. Tech limited the Mustangs to 33.9 percent (21-62) for the game and held Mustang center Janielle Dodds, who entered the game averaging over 10 rebounds per contest, to just four boards.

Game 5
Virginia Tech 79, Evansville 59
 Blacksburg, Va. • Nov. 29, 2005

BLACKSBURG, Va. - Virginia Tech used an 18-0 run in the first half to pull away from Evansville, and the Hokies cruised the rest of the way en route to a 79-59 non-conference victory over the Purple Aces.

With the game tied at 4, Tech embarked on its 18-0 tear to take a 22-4 lead. The Hokies connected on eight consecutive shots, with reserve center Roshana Jackson hitting two shots and Kirby Copeland hitting two. Six different players scored in the run, which ended on Brittany Cook's 3-pointer with 11:34 left in the first half.

Evansville went on a 9-2 run right after that to cut the Tech lead to nine, but the Purple Aces got no closer as poor shooting plagued them. They shot just 30 percent in the first half and turned the ball over 10 times.

In the second half, it was much of the same. Evansville cut Tech's lead to 10 on two occasions only to see the Hokies go on runs both times to build up the lead. The first time, with the score 34-24, the Hokies went on an 8-0 run, with four different players scoring in the run. The second time, with the score 52-42, the Hokies went on a 12-0 run, with five different players scoring.

Only two players scored in double figures for Tech, led by Dawn Chriss, who scored 12 points and grabbed a career high-tying 12 rebounds for the second double-double for her career. Tech's top two leading scorers, Kerri Gardin and Carrie Mason, scored just eight and five points, respectively. But seven players scored at least seven points for the Hokies, and Tech's bench outscored Evansville's bench 39-16.

Cook led Tech's bench parade, coming off the bench to score 11. Britney Anderson added eight off the bench, while starters Gardin and Megan Finnerty also scored eight. Gardin added 10 rebounds for the Hokies, who outrebounded Evansville 47-37.

The Hokies shot 48.5 percent from the floor, while holding the Purple Aces to just 31.3 percent.

Game 6
Virginia Tech 54, Richmond 47
 Richmond, Va. • Dec. 4, 2005

RICHMOND, Va. - It was not a pretty win, but a win nonetheless. Virginia Tech needed a 25-10 run in the final 12 minutes to overcome an eight-point deficit in nipping Richmond 54-47 Sunday afternoon at the Robins Center on the University of Richmond campus. Tech, trailing 37-29 with 12:15 remaining, put together an 8-0 run to tie the game then took the lead on a Carrie Mason (Sr., Seneca, Pa.) three-pointer to put the Hokies in front briefly. The teams traded baskets and the lead a couple of times before Tech assumed control with a 6-0 run to lead 48-43 at the 2:26 mark. Mason, along with Kirby Copeland (Jr., Morrow, Ga.) and Dawn Chriss (Sr., Hillcrest Heights, Md.) hit buckets during the spurt. Richmond's Saona Chapman hit a layup to narrow the gap but Tech hit six free throws in the final minutes to secure the win.

Mason led the Hokies with 14 points followed by Kerri Gardin (Sr., Morgonton, N.C.) with 12 points. Despite their offensive woes, shooting only 35.6 percent (21-59) from the field including a 1-for-11 performance from behind the arc, the Hokies defense forced 22 Spider turnovers. Gardin and Chriss led Tech with seven boards each.

Tech struggled in the first half shooting only 29 percent (9-31) from the floor but forced 15 turnovers to battle to a 20-20 tie at intermission.

Richmond was led by Chapman with a game-high 16 points followed by Mirna Mazic with 12.

Virginia Tech 87, Southern Methodist 61
 Nov. 26, 2005; Moody Coliseum

VT (87)	MP	FG	FT	R	A	PF	TP
Copeland	32	7-13	2-4	4	4	3	17
Chriss	16	1-6	2-2	4	1	4	4
Mason	31	3-4	5-6	0	7	2	12
Gardin	26	9-14	0-4	17	5	5	20
Finnerty	16	4-6	2-3	2	0	5	10
Diawara	19	1-3	0-0	5	0	0	2
Lemaitre	3	1-3	0-0	1	0	0	2
Cook	13	2-3	0-0	2	0	1	4
Haskins	13	1-1	0-0	2	2	3	2
Anderson	12	6-7	0-0	2	1	1	12
Hall	9	0-0	0-0	2	0	2	0
Jackson	10	0-0	2-2	2	0	1	2
Team				4			
Totals	200	35-60	13-21	47	20	27	87

SMU (61)	MP	FG	FT	R	A	PF	TP
Shead	28	2-6	3-4	6	3	1	7
Cobb	24	1-6	1-2	3	1	1	3
Colli, Juli	24	1-7	0-0	1	0	3	2
Dodds	28	7-9	3-7	4	1	4	17
Davis	28	2-10	1-2	4	2	1	5
Gross	14	1-6	0-0	1	1	1	2
Shepherd	13	0-2	2-2	0	0	1	2
Tiner	3	0-2	0-0	1	0	0	0
Starr	2	0-1	0-0	0	0	0	0
Colli, Jennifer	9	3-5	4-6	1	0	2	11
Gates	13	2-5	4-5	3	0	0	8
Greenard	5	0-1	0-0	1	0	0	0
Barker	9	2-2	0-3	2	0	1	4
Team				5			
Totals	200	21-62	18-31	32	8	15	61

Virginia Tech	36	51	—	87
SMU	27	34	—	61

PERCENTAGES:

VT	FG%	58.3	3PT%	66.7	FT%	61.9
SMU	FG%	33.9	3PT%	6.3	FT%	58.1

3-POINTERS - VT 4 (Gardin 2, Mason 1, Copeland 1); SMU 1 (Colli, Jennifer)
BLOCKED SHOTS - VT 2 (Chriss 1, Hall 1); SMU 3 (Shead 1, Dodds 1, Gross 1)
STEALS - VT 9 (Mason 3, Diawara 2, Copeland 1, Chriss 1, Gardin 1, Finnerty 1); SMU 6 (Shead 2, Davis 2, Gross 1, Tiner 1)
TURNOVERS - VT 18 (Haskins 4, Cook 3, Chriss 2, Anderson 2, Hall 2, Jackson 2, Mason 1, Gardin 1, Finnerty 1); SMU 15 (Cobb 4, Colli, Juli 3, Davis 3, Dodds 2, Gross 1, Shepherd 1, Colli, Jennifer 1)
TECHNICAL FOULS - VT None; SMU Team
OFFICIALS: Ron Dressander, Darci Doll, Laurie Porter
ATTENDANCE: 1,511

Virginia Tech 79, Evansville 59
 Nov. 29, 2005; Cassell Coliseum

Evansville (59)	MP	FG	FT	R	A	PF	TP
Hyslop	26	3-11	1-1	3	1	3	7
Parker	27	0-4	4-4	3	2	1	4
Grant	16	2-5	4-4	10	0	3	8
Felke	31	2-12	0-0	0	2	2	4
Liffick	33	7-12	3-4	4	2	1	20
Austin	4	1-2	0-0	1	0	0	2
Senff	12	1-1	0-0	0	0	4	2
Batey	14	1-2	0-2	2	1	1	3
Novosel	10	1-4	0-1	2	0	3	3
DeVries	11	2-7	2-3	4	0	3	6
Fisher	2	0-0	0-0	0	0	1	0
Jennings	7	0-2	0-0	1	0	0	0
Rogers	7	0-2	0-0	2	1	0	0
Team				5			
Totals	200	20-64	14-19	37	9	22	59

VT (79)	MP	FG	FT	R	A	PF	TP
Gardin	25	4-9	0-1	10	3	0	8
Finnerty	16	4-6	0-0	0	3	3	8
Copeland	20	3-8	1-2	4	3	1	7
Chriss	29	6-11	0-1	12	4	2	12
Mason	28	2-9	0-0	3	0	2	5
Diawara	13	2-3	1-2	3	2	2	5
Lemaitre	5	1-1	0-2	1	1	1	2
Cook	12	4-6	1-3	6	1	0	11
Haskins	12	0-4	0-0	2	3	0	0
Anderson	14	2-5	4-6	1	0	2	7
Hall	9	2-2	3-3	2	0	3	7
Jackson	17	3-4	0-0	2	2	2	6
Team				1			
Totals	200	33-68	10-20	47	22	18	79

Evansville	22	37	—	59
Virginia Tech	34	45	—	79

PERCENTAGES:

EU	FG%	31.3	3PT%	22.7	FT%	73.7
VT	FG%	48.5	3PT%	23.1	FT%	50.0

3-POINTERS - EU 5 (Liffick 3, Batey 1, Novosel 1); VT 3 (Cook 2, Mason 1)
BLOCKED SHOTS - EU 0; VT 7 (Diawara 3, Jackson 2, Finnerty 1, Anderson 1)
STEALS - EU 5 (Rogers 2, Parker 1, Felke 1, Senff 1); VT 9 (Gardin 2, Copeland 2, Chriss 2, Haskins 1, Anderson 1, Jackson 1)
TURNOVERS - EU 16 (Parker 4, Hyslop 2, Felke 2, Liffick 2, Senff 2, Grant 1, Austin 1, Batey 1, DeVries 1); VT 18 (Diawara 4, Chriss 3, Gardin 2, Finnerty 2, Copeland 2, Cook 2, Anderson 2, Lemaitre 1)
TECHNICAL FOULS - None
OFFICIALS: Nanette Sisk, Mark Hardcastle, Mark Behrens
ATTENDANCE: 3,281

Virginia Tech 54, Richmond 47
 Dec. 4, 2005; Robins Center

VT (54)	MP	FG	FT	R	A	PF	TP
Gardin	25	5-12	2-7	7	3	3	12
Finnerty	16	2-5	0-0	5	0	3	4
Copeland	30	3-8	2-2	5	1	0	8
Chriss	33	4-11	1-2	7	1	0	9
Mason	32	4-10	5-6	0	2	1	14
Niawara	13	0-0	0-0	3	0	0	0
Cook	12	1-4	0-0	2	2	0	2
Haskins	8	0-2	0-0	0	0	0	0
Anderson	9	1-6	1-2	3	0	0	3
Jackson	22	1-1	0-0	3	2	0	2
Team				3			
Totals	200	21-59	11-19	38	11	7	54

Richmond (47)	MP	FG	FT	R	A	PF	TP
Mazic	31	5-9	2-4	7	2	4	12
Petillon	27	3-9	0-2	5	0	4	6
Chapman	35	8-12	0-0	4	4	1	16
Gil	33	0-2	0-0	2	7	2	0
Hendrix	21	2-5	0-0	5	2	0	4
Mitchell	20	2-7	1-2	1	1	0	5
Roche	1	0-1	0-0	1	0	1	0
Grabias	21	2-4	0-0	9	0	1	4
Williams	11	0-1	0-0	0	0	2	0
Team				1			
Totals	200	22-50	3-8	35	16	15	47

Virginia Tech	20	34	—	54
Richmond	20	27	—	47

PERCENTAGES:

VT	FG%	35.6	3PT%	9.1	FT%	57.9
RU	FG%	44.0	3PT%	0.0	FT%	37.5

3-POINTERS - VT 1 (Mason); RU 0
BLOCKED SHOTS - VT 0; RU 3 (Petillon 2, Mazic 1)
STEALS - VT 11 (Chriss 4, Mason 3, Finnerty 2, Copeland 1); RU 9 (Chapman 5, Gil 2, Mazic 1)
TURNOVERS - VT 15 (Gardin 3, Mason 3, Anderson 3, Chriss 2, Copeland 1, Cook 1, Haskins 1, Jackson 1); RU 22 (Gil 6, Chapman 5, Petillon 3, Hendrix 3, Mazic 2, Mitchell 1)
TECHNICAL FOULS - None
OFFICIALS: Cameron Inouye, Joseph Vaszily, Mary Thorn
ATTENDANCE: 704

2005-2006 GAME-BY-GAME

Game 7 Virginia Tech 58, Radford 52 Radford, Va. • Dec. 7, 2005

RADFORD, Va. - The Virginia Tech Hokies needed some clutch free-throw shooting, some timely offensive rebounds, and a little bit of luck to escape from Radford with a 58-52 win.

The two teams swapped the lead seven times in the first half, but the Hokies took the lead for good on two Kirby Copeland free throws at the 9:22 mark. Those shots gave Tech a 21-20 lead. A 10-2 Tech run late in the half gave the visitors some breathing room and helped the Hokies to a 37-29 halftime advantage.

The Hokies shot nearly 47 percent in the first half compared to just 30 percent for Radford.

Both teams came out sluggish in the second half. Radford committed three turnovers and missed its first six shots from the floor in the first four minutes of the half, managing a lone free throw in that span. Tech went 1-of-4 to start the second half, but also committed four turnovers, which prevented the Hokies from capitalizing on Radford's drought.

The Hokies eventually built their lead to a game-high 11-points, 43-32, before the Highlanders went on a 13-5 run to make it a one possession game, 48-45.

The Hokies came back down and Brittany Cook drained a 3-pointer to give the Hokies a 51-45 lead.

Two Shavon Earp free throws with just under three minutes remaining cut Tech's lead to 52-50. From there, the Highlanders missed their next five shots.

Tech's final seven points all came from the free throw line. The Hokies converted 6-of-8 in the final 90 seconds to finally capture the 58-52 win. They also grabbed four offensive rebounds in the final four minutes.

Cook led the Hokies with 12 points and Copeland added 11, including three critical late free throws. Kerri Gardin pulled down 10 rebounds. Darden and Earp led Radford with 14 points apiece.

After shooting 47 percent in the first half, Tech's shooting plunged to 26 percent in the second half. The Hokies also committed 24 turnovers.

Virginia Tech 58, Radford 52 Dec. 7, 2005; Dedman Center

VT (58)	MP	FG	FT	R	A	PF	TP
Chriss	19	0-4	1-2	6	1	2	1
Gardin	20	2-8	1-5	10	1	5	5
Finnerty	17	2-3	1-2	3	0	4	5
Copeland	23	3-7	5-8	3	2	1	11
Mason	34	3-8	3-3	3	2	0	9
Diawara	7	1-3	0-0	2	0	0	2
Cook	22	4-8	2-3	2	3	2	12
Haskins	11	1-4	0-0	2	1	0	2
Anderson	12	0-2	1-2	3	1	0	1
Hall	14	2-3	0-0	4	1	2	4
Jackson	21	3-5	0-0	3	0	2	6
Team				5			
Totals	200	21-55	14-25	46	12	18	58

Radford (52)	MP	FG	FT	R	A	PF	TP
Fertitta	34	3-11	0-0	10	0	4	8
Stephens	18	3-8	2-2	6	0	3	8
Earp	38	5-14	3-4	3	2	2	14
White	34	2-11	0-0	1	4	4	5
Walker	31	0-4	1-2	4	3	4	1
Darden	26	6-11	2-5	8	0	2	14
Carter	19	0-0	2-2	4	1	0	2
Team				3			
Totals	200	19-59	10-15	39	10	19	52

Virginia Tech		37	21	—	58
Radford		29	23	—	52

PERCENTAGES:						
VT	FG%	38.2	3PT%	22.2	FT%	56.0
RU	FG%	32.2	3PT%	19.0	FT%	66.7

3-POINTERS - VT 2 (Cook 2); RU 4 (Fertitta 2, Earp 1, White 1)
BLOCKED SHOTS - VT 1 (Diawara 1); RU 5 (Stephens 2, Fertitta 1, Walker 1, Darden 1)
STEALS - VT 13 (Cook 4, Gardin 3, Mason 2, Anderson 2, Finnerty 1, Copeland 1); RU 9 (Walker 3, Stephens 2, Earp 2, Fertitta 1, Carter 1)
TURNOVERS - VT 24 (Gardin 7, Chriss 3, Copeland 2, Diawara 2, Cook 2, Hall 2, Finnerty 1, Anderson 1, Jackson 1); RU 21 (Walker 5, Stephens 4, Fertitta 3, Earp 3, White 3, Darden 2, Team 1)
TECHNICAL FOULS - None
OFFICIALS: Dan Outlaw, John Almarode, Scot Whitt
ATTENDANCE: 1,793

Game 8 Virginia Tech 70, Liberty 60 Blacksburg, Va. • Dec. 10, 2005

RADFORD, Va. - Virginia Tech rebounded from a subpar effort in its last outing against Radford to defeat the Liberty Flames 70-60 on December 10 at Cassell Coliseum. The Hokies improved to 8-0 while Liberty dropped to 3-3 in front of 3,230 fans.

The game was nip-and-tuck early with the two teams exchanging the lead eight times in the first half. Liberty led 25-24 after scoring on four of five possessions, which prompted Tech head coach Beth Dunkenberger to call a timeout with 4:52 left until halftime.

Following the timeout, the Hokies closed out the half on a 9-0 run. The Hokies also scored the first basket of the second half to extend the run to 11-0 and make their lead 35-25. The Hokies scored on nine of their first 11 possessions in the second half, but the Flames managed to keep pace, converting on nine of their first 14 possessions.

The lead bounced back and forth around that 10-point Tech advantage for much of the second half until Liberty scored on five straight possessions to cut the Hokie lead to 59-54. However, Tech came up with four straight defensive stops and ran off a little 7-2 run to recapture the momentum and put the game out of reach.

The win kept the Hokies perfect both on the season and all-time against Liberty. Tech has never lost to the Flames in 12 contests. The Hokies also reinforced their reputation as a tough team to beat at home, winning 31 of their last 32 non-conference games at home. Tech has also won 21 of 22 home games against teams from the state of Virginia over the past nine seasons.

Tech won by executing in phases where it has struggled at times this season. The team shot the ball better than its 59 percent season average from the free-throw line, making good on 21 of 31 attempts, 68 percent. Dunkenberger's crew also made a concerted and consistent effort to pound the ball inside, outscoring the Flames 42-22 in the paint. And the Hokies played good defense, forcing 18 turnovers, which they then rolled over into a 22-2 advantage in points off of turnovers.

Virginia Tech 70, Liberty 60 Dec. 10, 2005; Cassell Coliseum

Liberty (60)	MP	FG	FT	R	A	PF	TP
Lightfoot	15	1-2	0-0	6	0	2	2
Me. Frazee	35	8-17	4-6	10	3	2	20
Mor. Frazee	34	2-7	1-2	9	1	2	5
Watkins	19	0-4	0-0	1	0	3	0
Parker	21	4-10	1-2	2	2	1	10
Fasnacht	19	2-9	4-4	2	2	2	8
Jones	4	0-1	0-0	2	0	1	0
Piotrkiewicz	9	1-4	0-0	1	0	2	2
Feagin	20	1-3	0-3	7	0	1	2
Hammond	16	3-5	0-0	0	0	4	6
Mol. Frazee	8	2-2	0-0	1	0	0	5
Team				2			
Totals	200	24-61	10-17	43	8	20	60

Virginia Tech (70)	MP	FG	FT	R	A	PF	TP
Gardin	35	9-15	2-2	14	1	2	20
Finnerty	32	4-8	3-4	8	1	1	11
Copeland	27	1-8	4-6	4	6	1	6
Chriss	27	3-8	4-5	3	1	2	10
Mason	31	2-9	5-6	0	4	1	9
Cook	15	1-6	1-2	3	0	2	4
Haskins	9	1-3	1-2	0	0	1	3
Anderson	12	2-4	0-2	2	1	3	4
Hall	4	0-0	0-0	0	0	1	0
Jackson	8	1-2	1-2	3	0	1	3
Team				4			
Totals	200	24-63	21-31	41	14	15	70

Liberty		25	35	—	60
Virginia Tech		33	37	—	70

PERCENTAGES:						
LU	FG%	39.3	3PT%	40.0	FT%	58.8
VT	FG%	38.1	3PT%	9.1	FT%	67.7

3-POINTERS - LU 2 (Parker 1, Mol. Frazee 1); VT 1 (Cook)
BLOCKED SHOTS - LU 5 (Me. Frazee 2, Mor. Frazee 1, Parker 1, Piotrkiewicz 1); VT 3 (Gardin 2, Anderson 1)
STEALS - LU 5 (Lightfoot 1, Fasnacht 1, Jones 1, Feagin 1, Hammond 1); VT 9 (Copeland 2, Chriss 2, Gardin 1, Finnerty 1, Mason 1, Haskins 1, Jackson 1)
TURNOVERS - LU 18 (Me. Frazee 6, Mor. Frazee 2, Watkins 2, Fasnacht 2, Piotrkiewicz 2, Lightfoot 1, Parker 1, Hammond 1, Mol. Frazee 1); VT 11 (Gardin 2, Finnerty 2, Copeland 2, Chriss 2, Mason 1, Cook 1, Jackson 1)
TECHNICAL FOULS - None
OFFICIALS: Lawson Newton, William Franklin, Tony Lipa
ATTENDANCE: 3,230

Game 9 Virginia Tech 69, Western Michigan 65 Riviera Maya, Mexico • Dec. 19, 2005

RIVIERA MAYA, Mexico - Virginia Tech held off a furious late Western Michigan rally to edge the Broncos 69-65 on the opening day of the Caribbean Classic. The event is being played in the Soul Ballroom at the Aventura Spa Palace resort.

Tech held a commanding 22-point advantage at 62-40 with 5:48 remaining before Western Michigan put together a 13-0 run in just over two minutes to draw with striking distance. The Hokies built the lead back to ten (65-55) on a free throw by Brittany Cook (r-Fr., Narrows, Va.) but the stubborn Broncos put together a 10-2 run that crept them to within one possession at 67-65 with 19 seconds left in regulation.

The Hokies worked the ball into the front court and erased 12 seconds off the clock before Carrie Mason (Sr., Seneca, Pa.) was fouled. Mason calmly stepped to the charity stripe and drained two free throws to secure the victory.

Mason, along with Kerri Gardin (Sr., Morganton, N.C.), led the Hokies with 15 points each followed by Megan Finnerty (Sr., Atlanta, Ga.) who tied a career-high with 12 points. Western Michigan was led by Casey Rost with a game-high 22 points while Carrie Moore added 14.

Tech again struggled at the free throw line connecting on only 14-of-27, but shot 49.1 percent (26-53) from the field. The Hokies dominated the boards hold a 34-22 advantage. Mason also connected on two treys and now has 152 in her career, just five shy of the Tech career mark held by Sarah Hicks (1997-'02).

The contest appeared to be no contest in the early going as the Hokies jumped out to a commanding 18-5 advantage and led 35-23 at intermission. The second half, at least for the first 15 minutes, was more of the same as the Hokies built the lead to the aforementioned 22-point advantage before the Bronco rally.

Virginia Tech 69, Western Michigan 65 Dec. 19, 2005; Aventura Spa Palace

Virginia Tech (69)	MP	FG	FT	R	A	PF	TP
Chriss	29	4-10	0-2	4	3	3	8
Gardin	31	6-6	3-6	10	3	1	15
Finnerty	23	4-6	4-6	5	2	4	12
Copeland	10	1-5	0-0	1	2	4	2
Mason	29	5-10	3-4	2	1	1	15
Diawara	13	0-3	0-1	4	0	1	0
Lemaitre	2	0-0	0-0	0	0	1	0
Cook	26	3-6	1-2	2	1	3	8
Haskins	11	0-0	0-0	0	2	1	0
Anderson	16	3-5	1-2	4	0	1	7
Hall	10	0-2	2-4	2	1	0	2
Team				0			
Totals	200	26-53	14-27	34	19	20	69

W. Mich. (65)	MP	FG	FT	R	A	PF	TP
Brown	19	2-4	2-2	2	0	5	6
Parker	15	1-1	2-2	3	0	1	4
DeLaHoussaye	28	3-4	1-2	1	1	2	7
Rost	39	9-16	1-1	5	1	3	22
Moore	39	4-13	5-10	7	5	4	14
Jackson	29	4-5	1-1	2	0	4	9
Watkins	8	0-3	0-0	0	0	0	0
Smith	4	0-0	0-0	0	0	0	0
Owens	19	1-3	1-3	2	0	1	3
Team				0			
Totals	200	24-49	13-21	22	7	20	65

Virginia Tech		35	34	—	69
Western Michigan		23	42	—	65

PERCENTAGES:						
VT	FG%	49.1	3PT%	37.5	FT%	51.9
WM	FG%	49.0	3PT%	33.3	FT%	61.9

3-POINTERS - VT 3 (Mason 2, Cook 1); WM 4 (Rost 3, Moore 1)
BLOCKED SHOTS - VT 2 (Cook 1, Hall 1); WM 6 (Jackson 3, Parker 2, Owens 1)
STEALS - VT 13 (Mason 5, Cook 3, Anderson 2, Gardin 1, Diawara 1, Hall 1); WM 8 (DeLaHoussaye 3, Moore 2, Brown 1, Rost 1, Owens 1)
TURNOVERS - VT 19 (Chriss 4, Mason 3, Gardin 2, Finnerty 2, Copeland 2, Haskins 2, Diawara 1, Cook 1, Hall 1); WM 18 (Brown 4, DeLaHoussaye 4, Moore 4, Parker 3, Jackson 2, Smith 1)
TECHNICAL FOULS - None
OFFICIALS:
ATTENDANCE:

Game 10
Virginia Tech 69, Texas Tech 62
Riviera Maya, Mexico • Dec. 20, 2005

RIVIERA MAYA, Mexico - Virginia Tech, behind a fast-break offense and the outstanding play of Dawn Chriss and Kirby Copeland, defeated Texas Tech 69-62 in the Caribbean Classic. Tech improved to 10-0 with the win while Texas Tech fell to 4-6.

The Hokies victory in the Caribbean Classic marked the fourth consecutive in-season tournament where Tech has gone undefeated.

Chriss led three Hokies in double figures with 20 points followed by Copeland with 19 points while Megan Finnerty added 11.

After leading by as many as 14 points in the first half, the Hokies found themselves in a tight struggle leading only 44-43 after the Lady Raiders Erin Grant hit a jumper with just under 11 minutes left in the contest. Tech responded with a 13-4 run over the next five minutes to lead 57-47. Texas Tech would get no closer than five points the rest of the way.

Surprisingly, free throw shooting proved to be the key to the win down the stretch. Entering the game shooting under 60 percent as a team, the Hokies stepped up when it counted most and nailed nine of the last ten attempts, including the last seven, to ice the win. Carrie Mason, who sealed the 69-65 win over Western Michigan on the tournament's first day with two free throws in the final seven seconds, nailed all four attempts in the final 40 seconds.

Tech jumped out to an early 21-7 advantage using long outlet passes after Lady Raider missed shots to convert easy layups on the offensive end. Texas Tech battled back to pull within 32-25 at the intermission and made the early push in the second half and closed to within one but never led in the contest.

Tech outboarded the Lady Raiders 35-31 led by Kerri Gardin's 12 rebounds while the Tech defense blocked a season-high nine shots. Nare Diawara had a career-high four rejections and seven rebounds. Tech shot a sizzling 58.7 percent (27-46) from the field while limiting the Lady Raiders to 37.1 percent (26-70) from the floor.

Game 11
#25 Virginia Tech 89, Longwood 70
Blacksburg, Va. • Dec. 28, 2005

BLACKSBURG, Va. - Solid defense and a strong inside game led #25 Virginia Tech to a 89-70 victory over Longwood in the Lady Luck Classic in Cassell Coliseum to advance to the championship game of the tournament.

Three Hokies scored in double figures, led by Kirby Copeland (Sr., Morrow, Ga.), with 14 points, 13 of which came in the second half; and Megan Finnerty (Sr., Atlanta, Ga.), with a career-high 14 points. Dawn Chriss (Sr., Hilcrest Heights, Md.) totaled 11 points. Every Tech player that saw time on the floor scored at least two points.

Tech scored most of its points under the basket, outscoring Longwood 50-32 in the paint.

Tech (11-0) dominated the boards out-rebounding the Lancers (3-9) 52-27. Nare Diawara (Jr., Bamako, Mali) and Roshana Jackson (Sr., Norton, Va.), who returned to the court after two games off for an injury, each pulled down nine rebounds. The Hokies also tied the Lady Luck Classic record for steals, with 18. The record was set by Tech against Colgate in 1993.

Gardin, who leads the Hokies with 13.4 points and 10.6 rebounds per game, did not play with a foot injury. She will be re-evaluated Thursday morning.

Leading 43-36 at the half, Tech used a pair of runs in the second half to take a commanding 20-point lead. Over the first four minutes of the half, a 12-3 run that included four straight baskets from Copeland gave Tech a 55-39 lead.

The deciding stretch of the contest came at the 13 minute mark as Tech put together a four minute, 13-1 run, that was capped by a layup from Jackson which widened the Hokie lead out to 20 points. Longwood would come no closer than 15 points for the remainder of the contest.

Game 12
#25 Virginia Tech 76, Texas A&M-Corpus Christi 64
Blacksburg, Va. • Dec. 29, 2005

BLACKSBURG, Va. - Virginia Tech remained undefeated on the season and won its eighth consecutive Lady Luck Classic with a hard-fought 76-64 victory over the Texas A&M Corpus Christi Islanders. The Hokies improved 12-0 on the season, while the Islanders fell to 6-6.

This championship contest was truly a see-saw affair as neither team succeeded in claiming a decisive advantage until late. The Islanders led by as many as six early in the first half, but the Hokies erased that deficit with a 6-0 run. From that point onward - the 10:45 mark of the first half until the 5:41 mark of the second - the game essentially remained a one-possession affair. The Hokies held a brief four-point lead in the second, but other than that, the lead for either team never exceeded three points.

Tech trailed 31-30 at the half, just the second time it trailed at intermission this season. The Hokies took their four-point lead on a Kerri Gardin layup with 14:55 left in the game. At that point, the offenses took over. The Islanders scored on 10 of their next 12 possessions. The Hokies didn't blink, though, scoring on nine of 13 trips. Corpus Christi held a 56-53 advantage with under nine minutes remaining when the Hokies finally made their run. An 11-0 spurt, comprised of six points from Dawn Chriss and five from Nare Diawara, gave Tech a 64-56 lead that it would not relinquish.

Four Hokies scored in double figures, paced by 26 points from Chriss, 21 of which came in the second half. Chriss took home the tournament MVP award for her efforts. Diawara scored 11 points while Carrie Mason and Megan Finnerty each tallied 10. Terra Andrews spearheaded the Islander attack with 20 points.

Chriss was the only Hokie on the Lady Luck all-tournament team. Longwood's Ashley Mason, Marshall's KaShawna Curry, and Corpus Christi's Andrews and Kirbria Lewis rounded out the team.

The 12-0 start is the second-best in the program's history, trailing only the 1998-99 squad that began the season 18-0.

Virginia Tech 69, Texas Tech 62
Dec. 20, 2005; Aventura Spa Palace

Texas Tech (62)	MP	FG	FT	R	A	PF	TP
Davis	33	6-12	4-6	12	1	2	16
Robertson	32	2-12	0-0	5	1	2	5
Myrick	22	7-12	0-2	2	0	4	14
Grant	40	6-18	2-2	4	2	3	15
Henderson	27	2-9	1-2	3	4	4	5
Baughman	21	2-4	0-0	2	4	1	5
Flowers	22	1-1	0-0	2	1	1	2
Griffin	3	0-2	0-0	1	0	0	0
Team							
Totals	200	26-70	7-12	31	62	17	62

Virginia Tech (69)	MP	FG	FT	R	A	PF	TP
Gardin	36	3-5	2-4	12	2	2	8
Finnerty	23	4-6	3-3	0	1	5	11
Copeland	31	9-16	1-6	2	5	1	19
Chriss	32	8-12	4-7	7	1	1	20
Mason	34	1-2	4-4	2	4	0	6
Diawara	17	1-3	0-2	7	0	4	2
Cook	15	1-2	1-3	4	1	0	4
Haskins	6	0-0	0-0	0	0	1	0
Anderson	6	0-0	0-0	1	1	2	0
Team							
Totals	200	27-46	15-29	35	15	16	69

Texas Tech		25		37		—	62
Virginia Tech		32		37		—	69

PERCENTAGES:

TT	FG%	37.1	3PT%	30.0	FT%	58.3
VT	FG%	58.7	3PT%	00.0	FT%	51.7

3-POINTERS - TT 3 (Robertson 1, Grant 1, Baughman 1); VT 0
BLOCKED SHOTS - TT 2 (Davis 1, Robertson 1); VT 9 (Chriss 4, Diawara 3, Gardin 1, Cook 1)
STEALS - TT 8 (Grant 2, Henderson 2, Davis 1, Robertson 1, Baughman 1, Flowers 1); VT 4 (Gardin 2, Chriss 1, Mason 1)
TURNOVERS - TT 8 (Davis 3, Myrick 3, Grant 1, Henderson 1); VT 13 (Gardin 5, Mason 4, Finnerty 1, Copeland 1, Chriss 1, Diawara 1)
TECHNICAL FOULS - None
OFFICIALS: Ernie Solis, Paula Ross, Ron Ledington
ATTENDANCE:

#25 Virginia Tech 89, Longwood 70
Dec. 28, 2005; Cassell Coliseum

Longwood (70)	MP	FG	FT	R	A	PF	TP
Smith	8	0-3	0-0	0	1	3	0
Mason, Amb.	30	7-12	1-2	4	2	0	15
Wilkerson	20	0-3	0-0	2	2	0	0
Steg	18	3-4	0-0	1	1	3	6
Freese	21	2-6	0-0	1	0	1	6
Small	15	0-6	2-2	6	5	4	2
Mason, Ash.	28	8-11	1-3	3	2	1	17
Blevins	3	0-0	0-0	0	0	0	0
Dyer	14	2-3	0-0	1	2	1	6
Mascherin	19	3-7	0-0	2	0	4	9
Sims	17	1-4	4-6	3	1	4	6
Wandeu	7	1-1	1-3	1	0	3	3
Team							
Totals	200	27-60	9-16	27	16	24	70

Virginia Tech (89)	MP	FG	FT	R	A	PF	TP
Copeland	21	6-14	2-3	1	2	1	14
Diawara	22	2-4	2-4	9	2	1	6
Chriss	25	4-8	3-5	3	3	1	11
Mason	26	2-7	2-2	1	1	0	8
Finnerty	16	4-6	6-6	7	0	4	14
Lemaitre	3	1-2	0-0	1	1	0	3
Cook	16	4-11	0-3	3	1	2	9
Haskins	19	1-3	3-4	6	3	0	5
Anderson	20	3-4	2-2	3	1	2	8
Hall	14	3-3	3-5	5	0	3	9
Jackson	18	1-4	0-0	9	4	1	2
Team							
Totals	200	31-66	23-34	52	18	15	89

Longwood		36		34		—	70
Virginia Tech		43		46		—	89

PERCENTAGES:

LU	FG%	45.0	3PT%	36.8	FT%	56.3
VT	FG%	47.0	3PT%	36.4	FT%	67.6

3-POINTERS - LU 7 (Mascherin 3, Freese 2, Dyer 2); VT 4 (Mason 2, Lemaitre 1, Cook 1)
BLOCKED SHOTS - LU 3 (Mascherin 2, Ash, Mason 1); VT 1 (Finnerty 1)
STEALS - LU 9 (Ash, Mason 3, Amb, Mason 2, Freese 1, Small 1, Dyer 1, Mascherin 1); VT 18 (Jackson 4, Chriss 3, Haskins 3, Mason 2, Hall 2, Copeland 1, Diawara 1, Lemaitre 1, Cook 1)
TURNOVERS - LU 23 (Ash, Mason 5, Amb, Mason 4, Wilkerson 4, Dyer 4, Small 3, Steg 1, Freese 1, Sims 1); VT 23 (Copeland 7, Finnerty 5, Hall 3, Chriss 2, Mason 2, Jackson 2, Haskins 1, Anderson 1)
TECHNICAL FOULS - None
OFFICIALS: Wesley Dean, Janice Aliberti, Ecitrym Lamarr
ATTENDANCE: 5,619

#25 Virginia Tech 76, Texas A&M-Corpus Christi 64
Dec. 29, 2005; Cassell Coliseum

Texas A&M-CC (64)	MP	FG	FT	R	A	PF	TP
Lewis	37	5-8	0-0	4	5	2	10
Duncan	29	3-8	0-0	1	1	4	7
Van Dorn	30	1-6	4-4	7	0	2	7
Shaw	39	3-9	4-6	5	2	2	10
Andrews	37	8-17	4-7	3	0	3	20
Cooper	8	2-4	0-0	1	1	0	4
Pena	5	0-1	0-1	0	0	0	0
Duffey	4	1-1	0-0	0	0	1	2
Davidson	4	0-1	0-0	0	0	1	0
Beagle	7	2-2	0-0	3	0	5	4
Team							
Totals	200	25-57	12-18	29	9	20	64

Virginia Tech (76)	MP	FG	FT	R	A	PF	TP
Copeland	27	2-6	5-6	2	4	1	9
Chriss	37	9-15	8-10	3	5	2	26
Mason	34	3-9	2-2	3	0	2	10
Gardin	28	4-7	0-0	10	6	2	8
Finnerty	25	4-5	2-2	0	0	4	10
Diawara	19	4-7	3-3	4	0	1	11
Cook	11	0-1	0-0	2	1	0	0
Haskins	6	0-1	0-0	1	0	0	0
Anderson	5	0-1	0-0	0	0	1	0
Jackson	8	1-1	0-0	1	0	2	2
Team							
Totals	200	27-53	20-23	31	16	15	76

Texas A&M-CC		31		33		—	64
Virginia Tech		30		46		—	76

PERCENTAGES:

TAMCC	FG%	43.9	3PT%	20.0	FT%	66.7
VT	FG%	50.9	3PT%	40.0	FT%	87.0

3-POINTERS - TAMCC 2 (Duncan 1, Van Dorn 1); VT 2 (Mason 2)
BLOCKED SHOTS - TAMCC 3 (Andrews 2, Van Dorn 1); VT 1 (Gardin)
STEALS - TAMCC 5 (Lewis 2, Andrews 2, Van Dorn 1); VT 7 (Mason 2, Copeland 1, Chriss 1, Gardin 1, Finnerty 1, Diawara 1)
TURNOVERS - TAMCC 19 (Lewis 5, Shaw 4, Duncan 3, Andrews 3, Van Dorn 2, Duffey 1, Beagle 1); VT 17 (Gardin 4, Chriss 3, Copeland 2, Mason 2, Finnerty 2, Jackson 2, Diawara 1, Anderson 1)
TECHNICAL FOULS - None
OFFICIALS: Bryan Enterline, Bryan Brunette, Ecitrym Lamarr
ATTENDANCE: 5,261

Game 13 NC State 65, #25 Virginia Tech 44 Raleigh, N.C. • Jan. 2, 2006

RALEIGH, N.C. - Virginia Tech suffered its first loss of the season at the hands of NC State on Monday evening, falling 65-44 to the Wolfpack to begin the Hokies' Atlantic Coast Conference season.

Turnovers and poor shooting by the 25th-ranked Hokies contributed to the loss. Tech committed 28 turnovers, and shot 27.7 percent (18-65) from the field. Play off the bench was also a key in the contest, with the Wolfpack bench outscoring the Hokie non-starters 22-8 in the game.

"It was really frustrating," said Virginia Tech head coach Beth Dunkenberger. "They switched to the zone defense and our offense really stalled. We just weren't able to get back in the game."

Dawn Chriss led Tech with 14 points, followed by Kerri Gardin's 16th career double-double with 11 points and 10 rebounds. Carrie Mason hit two treys in the game to become Tech's all-time three-point field goal leader with 158.

Tech held a five point lead, 15-10 at the 8:07 mark in the first half. However, NC State (10-3, 1-0 ACC) controlled the ball game from that point on, going on a 17-4 run to close out the half with a 27-19 lead.

The Wolfpack kept the momentum in the second half, starting with a 12-2 surge through the first four minutes for an 18-point lead. The Hokies were outscored 38-25 in the second half. Tiffany Stansbury and Ashley Key combined to score 23 of NC State's 38 second half points.

Five players were in double figures for NC State, led by Stansbury with 14 points. Khadijah Whittington totaled 10 points with 11 rebounds.

It is the fewest points that Tech has scored in a game since falling 61-48 to Penn State in the second round of the NCAA Tournament in 2004.

NC State 65, #25 Virginia Tech 44 Jan. 2, 2006; Reynolds Coliseum

Virginia Tech (44)	MP	FG	FT	R	A	PF	TP
Copeland	28	2-10	0-0	4	2	0	4
Chriss	30	6-12	2-2	5	0	0	14
Mason	30	2-8	1-2	4	3	0	7
Gardin	24	5-17	0-0	10	1	2	11
Finnerty	12	0-1	0-0	0	0	3	0
Diawara	23	3-7	2-4	6	0	1	8
Cook	16	0-6	0-0	3	1	1	0
Haskins	10	0-0	0-0	1	1	0	0
Anderson	8	0-0	0-0	0	0	1	0
Hall	4	0-1	0-0	1	0	1	0
Jackson	15	0-3	0-0	2	3	2	0
Team				9			
Totals	200	18-65	5-8	44	11	12	44

NC State (65)	MP	FG	FT	R	A	PF	TP
Whittington	29	5-9	0-3	11	0	0	10
Pope	30	2-6	0-0	1	5	2	5
McDowell	27	1-5	0-0	2	4	1	2
Key	32	5-10	1-2	1	4	1	12
Stansbury	18	6-7	2-2	5	1	3	14
Stockdale	7	0-0	0-0	1	0	0	0
Brown	10	1-4	0-0	0	4	0	2
Reaves	2	1-2	0-0	0	0	0	2
Dickens	23	3-6	0-0	4	1	8	3
McCollins	5	0-0	0-0	0	0	0	0
Goring	17	5-9	0-1	4	0	2	10
Team				6			
Totals	200	29-58	3-8	35	19	12	65

PERCENTAGES:	VT	FG%	27.7	3PT%	23.1	FT%	62.5
NCST	FG%	50.0	3PT%	33.3	FT%	37.5	

3-POINTERS - VT 3 (Mason 2, Gardin 1); NCST 4 (Dickens 2, Pope 1, Key 1)
BLOCKED SHOTS - VT 3 (Chriss 1, Diawara 1, Jackson 1); NCST 14 (Goring 6, Whittington 4, Stansbury 2, Pope 1, Key 1)
STEALS - VT 7 (Gardin 2, Cook 2, Chriss 1, Finnerty 1, Haskins 1); NCST 9 (McDowell 4, Whittington 3, Stansbury 1, Goring 1)
TURNOVERS - VT 28 (Copeland 6, Chriss 6, Diawara 5, Mason 3, Finnerty 2, Cook 2, Gardin 1, Anderson 1); NCST 18 (Stansbury 4, Whittington 3, Key 3, Pope 2, McDowell 2, McCollins 2, Brown 1, Goring 1)
TECHNICAL FOULS - None
OFFICIALS: Lisa Mattingly, Tommy Salerno, Ralph Pickett
ATTENDANCE: 1,820

Game 14 #25 Virginia Tech 91, High Point 52 Blacksburg, Va. • Jan. 4, 2006

BLACKSBURG, Va. - Behind 57.6 percent shooting from the field, 25th-ranked Virginia Tech rebounded from its first loss of the season with its largest victory of the year, defeating High Point 91-52 on Wednesday evening.

Tech (13-1) went 34-of-59 from the floor, including four-for-six from three-point range. Solid play in the paint was a key to the win, with the Hokies out-rebounding the Panthers 48-29. Tech also outscored High Point in the paint 48-16.

All 12 Hokie players scored at least two points on the evening. Senior Kerri Gardin had a team-high 15 points, while junior Nare Diawara led Tech with a career-high 13 rebounds. Senior Dawn Chriss scored 13 points.

With 11 points in the game, senior Carrie Mason moved into the top ten in career scoring at Tech. She currently has 1,154 career points, surpassing Robin Lee (1981-85), who scored 1,147 career points.

Up by two points, 19-17 in the first half, the Hokies took control of the game with a 23-7 run over the final eight minutes to take an 18-point lead going into the locker room, 42-24.

Tech extended its lead in the second half, with the defense holding High Point scoreless down the stretch. After a Katie O'Dell three-point basket at the 5:12 mark, the Panthers were held scoreless through the final five minutes of the game.

High Point (9-4) was led by O'Dell with 19 points and five rebounds. Leslie Cook also scored in double figures with 10 points.

The 91 points was a season-high for Tech, surpassing its previous high of 89 points against Longwood. High Point suffered its worst defeat of the season.

With the win, the Hokies completed their non-conference schedule undefeated at 13-0. Tech has defeated 34 of the last 35 non-conference opponents at home, and 40 of the last 42.

#25 Virginia Tech 91, High Point 52 Jan. 4, 2006; Cassell Coliseum

High Point (52)	MP	FG	FT	R	A	PF	TP
Thys	16	1-4	0-0	4	0	3	2
O'Dell	29	7-12	2-4	5	0	1	19
Haak	17	2-4	0-2	5	1	3	4
Ralls	23	1-7	4-6	2	4	3	6
Sellars	22	2-6	0-0	3	1	3	5
Thompson	15	0-3	0-0	0	1	2	0
Cook	24	3-11	2-4	2	4	3	10
Truslow	20	2-9	0-1	3	0	2	4
Long	6	0-2	0-0	0	0	2	0
Manuel	10	1-2	0-0	3	0	2	2
Brockmyer	7	0-2	0-0	1	0	0	0
Tripp	11	0-0	0-0	0	0	1	0
Team				1			
Totals	200	19-62	8-17	29	11	25	52

Virginia Tech (91)	MP	FG	FT	R	A	PF	TP
Gardin	21	7-12	0-0	4	4	1	15
Finnerty	19	3-3	2-4	6	1	1	8
Copeland	16	3-3	1-2	1	3	2	7
Chriss	22	3-6	7-9	4	1	3	13
Mason	25	4-7	1-1	1	1	0	11
Diawara	16	3-5	1-1	13	0	1	7
Lemaitre	3	1-1	0-0	0	0	0	2
Cook	24	3-8	1-3	6	2	1	8
Haskins	15	1-1	2-3	2	2	0	4
Anderson	15	0-5	2-2	2	5	0	2
Hall	9	2-4	1-2	3	0	2	5
Jackson	15	4-4	1-2	3	2	1	9
Team				3			
Totals	200	34-59	19-29	48	21	12	91

PERCENTAGES:	HP	FG%	30.6	3PT%	35.3	FT%	47.1
VT	FG%	57.6	3PT%	66.7	FT%	65.5	

3-POINTERS - HP 6 (O'Dell 3, Cook 2, Sellars 1); VT 4 (Mason 2, Gardin 1, Cook 1)
BLOCKED SHOTS - HP 4 (O'Dell 2, Thys 1, Tripp 1); VT 6 (Hall 2, Gardin 1, Copeland 1, Cook 1, Anderson 1)
STEALS - HP 7 (Ralls 2, Cook 2, Thys 1, Haak 1, Sellars 1); VT 7 (Hall 2, Finnerty 1, Copeland 1, Chriss 1, Mason 1, Jackson 1)
TURNOVERS - HP 18 (Cook 3, Truslow 3, Long 3, O'Dell 2, Haak 2, Manuel 2, Ralls 1, Sellars 1, Thompson 1); VT 19 (Copeland 4, Haskins 4, Diawara 3, Cook 3, Gardin 1, Finnerty 1, Mason 1, Hall 1, Team 1)
TECHNICAL FOULS - None
OFFICIALS: Mark Zentz, Ralph Pickett, Mark Behrens
ATTENDANCE: 3,096

Game 15 #25 Virginia Tech 67, #19/21 Boston College 62 Blacksburg, Va. • Jan. 8, 2006

BLACKSBURG, Va. - The No. 25 Hokies rallied from an eight-point second half deficit, then surrendered an eight-point lead, but closed the game on a 9-2 run to defeat the No. 19 Boston College Eagles. The Hokies played tough defense and got some key Eagles in foul trouble.

The Eagles shot an unbelievable 69.6 percent from the floor in the first half, hitting 16 of 23 shots, and led 36-30 at halftime.

The Hokies came into the game with two keys to victory — run in transition and get the Eagles in foul trouble. BC's leading scorer, Brooke Queenan, and Aja Parham, who came in averaging just under 10 points a game, picked up their fourth fouls early in the second half.

The second half began with BC extending its advantage to 40-32 before the Hokies went on a 15-3 run to take a 47-43 lead. Tech took an eight-point lead at 58-50 before stalling and going scoreless for the next 4:25, while BC took advantage with a 10-0 run to reclaim the lead, 60-58.

At that point, Tech stiffened and closed the game on a 9-2 run to secure the victory.

Up by three, 65-62, Mason was fouled with 12.4 seconds remaining. She sank both of her free throws to put the game on ice and provide the final score, 67-62.

For the game, BC outshot the Hokies 56.5 percent to 40 percent and outrebounded the Hokies 35-21, though 12 of Tech's rebounds were offensive. But the turnovers proved to be a bigger factor as the Eagles committed 30, compared to Tech's 13. The Hokies parlayed those turnovers into a 27-12 advantage in points off of turnovers.

Tech's defense also improved in the second half. BC had 12 assists at halftime, but managed just one in the second half. Tech's interior also got stronger as the game went along. Ress had five rebounds in the first four minutes but managed just four for the rest of the game.

The Hokies converted 16 of 17 opportunities from the free-throw line.

#25 Virginia Tech 67, #19/21 Boston College 62 Jan. 8, 2006; Cassell Coliseum

Boston College (62)	MP	FG	FT	R	A	PF	TP
Queenan	22	6-11	0-0	4	0	4	14
Ress	34	5-7	0-1	9	1	2	10
Parham	27	2-4	0-0	4	3	5	4
Marshall	39	3-6	2-2	5	7	2	8
Dorsey	38	5-9	2-3	1	2	0	13
Lokitis	0+	0-0	0-0	0	0	0	0
Johnson	26	4-8	3-4	4	0	2	11
Macchia	14	1-1	1-2	1	0	1	3
Team				7			
Totals	200	26-46	8-12	35	13	16	62

Virginia Tech (67)	MP	FG	FT	R	A	PF	TP
Gardin	29	4-13	2-2	7	1	2	10
Finnerty	30	6-10	1-2	2	1	2	13
Copeland	30	4-12	5-5	1	3	3	13
Chriss	32	3-9	2-2	2	2	3	8
Mason	37	3-10	2-2	2	1	2	9
Diawara	14	1-1	4-4	1	0	1	6
Cook	14	2-3	0-0	1	0	0	6
Haskins	3	0-0	0-0	1	0	1	0
Anderson	4	1-2	0-0	1	0	0	2
Jackson	7	0-0	0-0	0	1	0	0
Team				3			
Totals	200	24-60	16-17	21	9	14	67

PERCENTAGES:	BC	FG%	56.5	3PT%	28.6	FT%	66.7
VT	FG%	40.0	3PT%	33.3	FT%	94.1	

3-POINTERS - BC 2 (Queenan 1, Dorsey 1); VT 3 (Cook 2, Mason 1)
BLOCKED SHOTS - BC 3 (Queenan 2, Macchia 1); VT 5 (Chriss 2, Gardin 1, Finnerty 1, Mason 1)
STEALS - BC 3 (Johnson 2, Parham 1); VT 13 (Copeland 6, Mason 3, Gardin 1, Chriss 1, Diawara 1, Cook 1)
TURNOVERS - BC 30 (Ress 9, Parham 7, Queenan 6, Marshall 5, Dorsey 2, Macchia 1); VT 13 (Chriss 4, Gardin 3, Diawara 2, Copeland 1, Mason 1, Cook 1, Anderson 1)
TECHNICAL FOULS - None
OFFICIALS: Lawson Newton, Judith Stroud, Beverly Roberts
ATTENDANCE: 3,728

2005-2006 GAME-BY-GAME

Game 16
Virginia 78, #18/23 Virginia Tech 59
 Blacksburg, Va. • Jan. 16, 2006

BLACKSBURG, Va. - Virginia Tech couldn't shake off the rust from an eight-day hiatus and were taken to task by ACC and intrastate rival Virginia, 78-59, on Jan. 16 before 3,790 fans. The No. 18 Hokies dropped to 14-2 overall and 1-2 in the ACC. The Cavs led 9-8 in the early stages, but then went on a 15-4 run to claim a 24-12 advantage. The Hokies picked up the pace somewhat, but still ended up losing ground before halftime as the Wahoos scored on eight of their last nine possessions prior to intermission. UVA converted six of seven shots in that span, entering halftime with the benefit of a 39-24 lead.

UVA shot 60.7 percent in the first half (17 of 28) and forced 14 Tech turnovers. The Cav bench outscored Tech's reserves 20-4 in the first half, essentially accounting for the deficit Tech faced.

The Hokies cut UVA's lead to 12 coming out of the break, but a 10-2 UVA run put the Cavs up 20 points and left the final score as the only remaining bit of drama.

The 19-point loss was Tech's worst at home since a 68-50 loss to Connecticut on Jan. 27, 2004.

Dawn Chriss paced the Hokies with 16 points and Kerri Gardin chipped in with 10. UVA placed three players in double figures, led by Lyndra Little's 19. Takisha Granberry added 16 points and Sharnee Zoll contributed 13 in the winning effort.

Turnovers plagued the Hokies all game, as did UVA's hot shooting and Tech's lack of it. The Hokies committed 22 giveaways in the game, which more often than not resulted in an easy layup for the Cavs. UVA held a 27-4 advantage in points off of turnovers. The Wahoos cooled off a little in the second half but still shot over 50 percent for the game, including drilling 5-of-8 from 3-point range. The Hokies shot just over 40 percent and hit one 3-pointer out of 10 tries.

UVA's bench, led by Little and Granberry, gave the Wahoos a huge 42-13 advantage in bench points as well.

Game 17
Wake Forest 77, #18/24 Virginia Tech 71 (OT)
 Winston-Salem, N.C. • Jan. 19, 2006

WINSTON-SALEM, N.C. - Although 18th-ranked Virginia Tech jumped out to a strong first-half lead, the Wake Forest Demon Deacons used solid play in the second half to push the game into overtime and take a 77-71 win over the Hokies at Joel Coliseum in Winston-Salem on Thursday evening.

With four minutes remaining in regulation and the score tied 56-56, each basket the Hokies made was answered with a similar shot by Wake Forest. Following a basket by Wake's Liz Strunk with 10 seconds remaining to tie the game at 65, senior Carrie Mason was fouled taking the ball back down the court. She stepped to the free throw line and hit both of her chances to give Tech a two-point lead, and appeared to have the game locked up for the Hokies. Cotelia Bond-Young then sank a jumper with five seconds remaining to force overtime.

Through the five minute overtime period Wake Forest outscored Virginia Tech 10-4. Wake went five-for-six from the free-throw line in the final minute to lock up the game.

In the first half it appeared the Hokies had the game in hand, holding Wake to just two points through the first seven minutes of the contest with as much as an 11-point lead. Tech led 30-24 at halftime.

In the second half, the Demon Deacons erased a nine-point deficit with a 21-6 run over nine minutes to take a four-point lead, 52-48 before Tech came back to tie the game at 56.

Mason, who tied her career-high with four three-point baskets, led Tech with 18 points. Senior Dawn Chriss scored 16 points, while junior Kirby Copeland had 15 points.

Senior Kerri Gardin had her 17th career double-double with 11 points and 10 rebounds. She moved into sixth place on the all-time rebounding list at Tech. Gardin, with 649 career rebounds, passes Susan Walvius (1982-86, 644 rebounds) for sixth.

Wake was led by Bond-Young with 22 points. Corinne Groves had 20 points and 10 rebounds, while Liz Strunk totaled 14 points and had 13 rebounds.

Game 18
#6/6 Maryland 68, #25/24 Virginia Tech 62
 Blacksburg, Va. • Jan. 23, 2006

BLACKSBURG, Va. - The Virginia Tech Hokies played one of their best games in some time, but poor free-throw shooting spoiled the team's bid to upset the No. 6 Maryland Terrapins. The Hokies (14-4, 1-4 ACC) hit just 3-of-8 free throws with under six minutes to play, allowing the Terps (17-2, 4-1 ACC) to escape from Cassell Coliseum with a 68-62 victory.

The Hokies held Maryland to their lowest one-half point tally of the season in the first half. The Terrapins shot just over 30 percent, and the Hokies were up 27-24 at halftime.

In the second half, the Hokies scored on their first seven possessions and took their largest lead of the game in the process at 39-30. The Terps scored on nine straight possessions to take a 43-42 lead.

A layup by Crystal Langhorne with 5:32 to go gave Maryland a 54-52 lead. Following that score, though, the Hokies had several opportunities to make a move. Tech forward Kerri Gardin went to the free-throw line on the next three Tech possessions but converted just two of her six opportunities, knotting the score at 54.

Having dodged what could have been a Tech bullet, Kristi Toliver took over for the Terps. She drilled a 3-pointer to give Maryland a 57-54 lead. Gardin scored on an offensive rebound and stick back, but Toliver layed in an easy basket off an inbound play on the other end. After two Kirby Copeland turnovers, Toliver drove the dagger home with another trey to make the score 62-56 with under two minutes to play.

From that point on, it was just a matter of Maryland making its free throws. The game, statistically, boiled down to free throws. Both Maryland and Tech made 21 shots from the field and both made four 3-pointers. However, the Terrapins were 22-of-27 from the charity stripe while the Hokies were just 16-of-26.

Foul trouble also hurt the Hokies inside, with Megan Finnerty and Nare Diawara on the bench for most of the second half. The Terps shot nearly 47 percent in the second half thanks in large part to Tech's foul trouble.

Virginia 78, #18/23 Virginia Tech 59
 Jan. 16, 2006; Cassell Coliseum

Virginia (78)	MP	FG	FT	R	A	PF	TP
Robertson	13	1-3	0-0	1	2	3	2
Sardin	25	4-8	0-0	2	1	4	8
Williams	25	3-8	1-2	4	0	3	7
Zoll	34	6-10	0-0	1	5	0	13
McGuire	23	2-3	0-0	0	0	3	6
Littles	27	6-11	7-9	12	0	1	19
Millner	2	0-1	0-0	0	0	0	0
Kenion	22	3-7	1-2	4	0	0	7
McKnight	1	0-0	0-0	0	0	0	0
Granberry	24	7-11	0-0	2	0	2	16
Stovall	4	0-0	0-0	0	0	1	0
Team				6			
Totals	200	32-62	9-13	32	8	17	78

Virginia Tech (59)	MP	FG	FT	R	A	PF	TP
Gardin	26	4-10	2-4	7	0	0	10
Finnerty	16	2-5	1-1	8	0	4	5
Copeland	21	3-8	2-2	2	3	2	8
Chriss	31	6-11	4-4	2	4	1	16
Mason	34	3-8	0-0	1	1	2	7
Diawara	23	3-6	2-2	7	1	2	8
Cook	20	1-5	0-0	1	0	0	2
Haskins	6	0-1	0-0	0	0	0	0
Anderson	8	0-1	1-2	0	0	1	1
Hall	8	1-1	0-0	1	0	0	2
Jackson	7	0-1	0-0	2	0	2	0
Team				3			
Totals	200	23-57	12-15	34	9	14	59

Virginia	39	39	—	78
Virginia Tech	24	35	—	59

PERCENTAGES:

UVA	FG%	51.6	3PT%	62.5	FT%	69.2
VT	FG%	40.4	3PT%	10.0	FT%	80.0

3-POINTERS - UVA 5 (McGuire 2, Granberry 2, Zoll 1); VT 1 (Mason)
BLOCKED SHOTS - UVA 1 (Williams); VT 5 (Gardin 2, Chriss 1, Mason 1, Diawara 1)
STEALS - UVA 9 (Zoll 3, Littles 2, Kenion 2, Williams 1, Stovall 1); VT 6 (Chriss 2, Gardin 1, Mason 1, Diawara 1)
TURNOVERS - UVA 14 (Zoll 5, Littles 3, Robertson 1, Sardin 1, Williams 1, Kenion 1, Granberry 1, Stovall 1); VT 22 (Finnerty 5, Copeland 5, Mason 3, Gardin 2, Chriss 2, Diawara 2, Cook 2, Haskins 1)
TECHNICAL FOULS - None
OFFICIALS: Eric Brewton, Bryan Brunette, Edward Novak
ATTENDANCE: 3,790

Wake Forest 77, #18/24 Virginia Tech 71 (OT)
 Jan. 19, 2006; Cassell Coliseum

Virginia Tech (71)	MP	FG	FT	R	A	PF	TP
Gardin	32	3-20	4-6	10	0	2	11
Finnerty	23	0-3	2-2	3	1	5	2
Copeland	31	6-11	3-6	7	1	2	15
Chriss	36	8-16	0-0	5	4	3	16
Mason	40	6-9	2-2	3	6	2	18
Diawara	22	2-4	1-1	5	2	2	5
Cook	9	0-4	0-0	1	0	0	0
Haskins	8	1-1	0-0	1	0	0	2
Anderson	11	0-1	0-0	4	0	0	0
Hall	8	1-1	0-0	1	0	3	2
Jackson	5	0-1	0-0	1	0	1	0
Team				3			
Totals	200	27-71	12-17	44	14	20	71

Wake Forest (77)	MP	FG	FT	R	A	PF	TP
Strunk	42	4-16	4-7	13	1	2	14
Groves	35	9-11	2-4	10	1	0	20
Tchangoue	42	1-5	0-0	9	2	2	3
Bond-Young	40	8-22	2-2	4	7	5	22
Naughton	35	5-10	0-0	6	2	3	12
Lavender	14	0-2	1-4	3	1	1	1
Tate	4	0-0	0-0	0	1	0	0
Brown	3	1-2	0-0	0	0	0	2
Washington	10	2-4	0-0	2	0	1	4
Team				3			
Totals	200	30-72	9-17	50	16	14	77

Virginia Tech	30	37	4	—	71
Wake Forest	24	43	10	—	77

PERCENTAGES:

VT	FG%	30.8	3PT%	50.0	FT%	70.6
WF	FG%	41.7	3PT%	34.8	FT%	52.9

3-POINTERS - VT 5 (Mason 4, Gardin 1); WF 8 (Bond-Young 4, Strunk 2, Naughton 2)
BLOCKED SHOTS - VT 5 (Diawara 3, Gardin 1, Finnerty 1); WF 3 (Strunk 1, Tchangoue 1, Washington 1)
STEALS - VT 16 (Mason 5, Gardin 4, Copeland 3, Chriss 3, Diawara 1); WF 5 (Naughton 3, Tchangoue 1, Bond-Young 1)
TURNOVERS - VT 17 (Copeland 7, Chriss 2, Diawara 2, Gardin 1, Finnerty 1, Mason 1, Diawara 1, Haskins 1, Anderson 1); WF 20 (Strunk 5, Bond-Young 5, Naughton 2, Lavender 2, Brown 2, Groves 1, Tchangoue 1, Tate 1, Washington 1)
TECHNICAL FOULS - None
OFFICIALS: Sally Bell, June Corteau, Don Sisk
ATTENDANCE: 1,326

#6/6 Maryland 68, #25/24 Virginia Tech 62
 Jan. 23, 2006; Cassell Coliseum

Maryland (68)	MP	FG	FT	R	A	PF	TP
Coleman	33	3-9	2-2	11	9	1	9
Perry	29	2-6	2-2	4	3	3	6
Langhorne	31	7-11	7-8	12	2	3	21
Newman	23	1-4	2-2	0	2	5	4
Doron	39	2-9	5-7	4	1	3	9
Harper	5	0-1	0-0	1	0	5	0
Toliver	34	5-12	4-6	1	1	1	17
Carr	5	1-1	0-0	1	0	0	2
Noirez	1	0-0	0-0	0	0	0	0
Team				6			
Totals	200	21-53	22-27	40	11	21	68

Virginia Tech (62)	MP	FG	FT	R	A	PF	TP
Finnerty	20	2-4	0-1	3	1	4	4
Diawara	17	0-3	2-2	5	0	5	2
Copeland	29	5-10	2-2	5	1	4	13
Chriss	34	7-13	5-8	4	6	2	19
Mason	34	3-13	0-0	1	2	1	9
Cook	8	0-2	0-0	0	1	0	0
Haskins	12	0-1	0-1	0	1	0	0
Anderson	3	0-1	0-0	2	0	0	0
Hall	7	0-1	0-0	0	0	0	0
Gardin	28	4-9	7-12	10	2	4	15
Jackson	8	0-0	0-0	1	0	0	0
Team				3			
Totals	200	21-57	16-26	34	14	20	62

Maryland	24	44	—	68
Virginia Tech	27	35	—	62

PERCENTAGES:

MD	FG%	39.6	3PT%	28.6	FT%	81.5
VT	FG%	36.8	3PT%	50.0	FT%	61.5

3-POINTERS - MD 4 (Toliver 3, Coleman 1); VT 4 (Mason 3, Copeland 1)
BLOCKED SHOTS - MD 5 (Coleman 3, Perry 1, Langhorne 1); VT 3 (Diawara 1, Cook 1, Gardin 1)
STEALS - MD 2 (Coleman 1, Newman 1); VT 10 (Chriss 3, Mason 2, Gardin 2, Copeland 1, Cook 1, Hall 1)
TURNOVERS - MD 20 (Langhorne 5, Perry 4, Coleman 3, Doron 3, Toliver 3, Newman 1, Harper 1); VT 14 (Copeland 6, Finnerty 2, Chriss 1, Mason 1, Haskins 1, Hall 1, Gardin 1, Team 1)
TECHNICAL FOULS - None
OFFICIALS: Wesley Dean, Susan Blauch, John Morningstar
ATTENDANCE: 3,984

2005-2006 GAME-BY-GAME

Game 19
Miami 77, #25 Virginia Tech 62
 Coral Gables, Fla. • Jan. 29, 2006

CORAL GABLES, Fla. - The 25th-ranked Virginia Tech women's basketball team dropped its fourth straight game Sunday afternoon, falling to Atlantic Coast Conference rival Miami 77-62 at the Convocation Center.

With the loss, the Hokies fall to 14-5, 1-5 in the ACC, while the Hurricanes raise their record to 14-6, 4-3 in the ACC.

Led by 21 points from Renee Taylor, Miami shot 56-percent in the game, compared to 39-percent for Virginia Tech. The Hurricanes sunk eight baskets from three-point range.

Miami came out strong early in the first half, setting the tone for the game. The Hurricanes took a 20-4 lead through the first five minutes and never looked back, holding a 46-27 lead at halftime. Miami shot 64-percent in the first half alone.

Tech staged a comeback with eleven minutes remaining with an eight-minute 20-11 run, cutting the lead to 12 points, 72-60. Miami kept the ball out of Tech's hands in the final minutes to slow the Hokies momentum and hold on to the win. The Hokies outscored the Hurricanes 35-31 in the second half.

Four players scored in double figures for Tech, including Carrie Mason, who tied her career-high with four three-point baskets. Mason, Kerri Gardin and Dawn Chriss each scored 14 points, while Kirby Copeland had 10. Gardin had a team-high five rebounds.

In addition to Taylor, Melissa Knight scored 15 for Miami. Tamara James had 14 points and nine rebounds. The Hurricanes had five players come off the bench to score 20 points.

Game 20
Virginia Tech 65, Virginia 54
 Charlottesville, Va. • Feb. 2, 2006

CHARLOTTESVILLE, Va. - Virginia Tech defeated the University of Virginia 65-54 exacting revenge on the Wahoos for an earlier defeat.

The Hokies (15-5, 2-5 ACC), on a four-game losing slide that began with a 79-58 loss to the Cavaliers (13-7, 2-6 ACC) on January 16, snapped the streak behind 45.5 percent shooting from the floor.

With leading scorer Kerri Gardin and starter Kirby Copeland not available for the game, seniors Carrie Mason and Dawn Chriss stepped up to the challenge, combining to score 41 points. Mason canned four three-point baskets for the third time in the last four games, tying her career-high with 24 points. Chriss contributed 17 points with three steals. Making her first collegiate start, freshman Amber Hall played the best game of her young career, and just missed a double-double, with nine points and a team-high nine rebounds.

The Tech defense limited Virginia to just 33.8 percent from the field. With the Hokies holding a 26-23 lead at halftime, Tech's lead fluxuated throughout the second half, until the team began to pull away in the final ten minutes of the contest. Up 47-42 with 7:58 remaining, Tech held Virginia scoreless for the next 5:34, to build a 52-44 advantage.

The Hokies sealed the victory by connecting on 12-for-16 from the free-throw line in the final four minutes. Tech shot 72.4 percent from the charity stripe (21-29), well above their season average of 64.6 percent.

The game was marred by turnovers, with the two teams combining for 44. Virginia also had difficulty shooting from three-point range, going just 1-for-11.

Sharnae Zoll led the Cavaliers with 17 points, while Takisha Granberry had nine. Siedah Williams pulled down 13 rebounds.

Game 21
#2/2 Duke 73, Virginia Tech 62
 Blacksburg, Va. • Feb. 6, 2006

BLACKSBURG, Va. - Streaky play and big runs from both teams marked the game between Virginia Tech and the No. 2-ranked Duke Blue Devils, a game that the Hokies ultimately dropped 73-62 in front of 3,788 fans. The win improved Duke to 21-1 overall and 8-1 in the ACC while the Hokies fell to 15-6 and 2-6 in conference play.

The Hokies hung tough for most of a stunted first half. The referees whistled each team for 13 personal fouls, resulting in a half that did not have any semblance of rhythm or flow and took nearly an hour to play. Duke jumped out to a 9-2 lead in the early goings, but the Hokies then held the Blue Devils scoreless for over five minutes and went on a 9-0 run of their own to claim their first lead of the game.

Duke reclaimed the lead 18-16 but a Carrie Mason 3-pointer at the 8:21 mark put Tech back up by one point. However, that was the last basket that the Hokies would score in the first half. The remainder of Tech's first half points came from the free-throw line and Duke took advantage by closing the half on a 21-6 run. The Hokies faced a 39-25 deficit at intermission.

The second half began much better for Tech as the home team cut Duke's lead to single digits, 50-43, thanks to a 14-2 run. But that was as close as the Hokies would come. Duke steadily pulled away and built the lead back to 20 points. The Hokies pressed late, forced some turnovers and cut the lead back to 11, which is where things stood when time expired.

Mason paced Tech with 18 points, including a perfect 4-of-4 from 3-point range. Kirby Copeland chipped in 17 points and Kerri Gardin registered 10. Monique Currie led Duke with 21 points, six rebounds, three steals and two assists. Mistie Williams tallied 16 and Chante Black hit double figures with 10.

Dunkenberger got a good defensive effort from her troops as the Hokies held Duke to well below their season average of 90 points per game and 52.6 percent shooting. The Blue Devils only managed to shoot 45.5 percent, but it was still more than enough to deliver the victory.

Miami 77, #25 Virginia Tech 62
 Jan. 29, 2006; Bank United Center

Virginia Tech (62)	MP	FG	FT	R	A	PF	TP
Chriss	27	5-12	4-5	3	0	0	14
Gardin	30	6-15	2-2	9	0	4	14
Finnerty	16	1-3	0-0	0	1	3	2
Copeland	25	4-12	2-5	5	5	4	10
Mason	37	5-12	0-0	2	4	1	14
Diawara	11	1-2	0-0	3	0	1	2
Cook	15	0-0	0-0	0	0	2	0
Haskins	8	0-1	0-0	1	0	1	0
Anderson	8	0-2	0-0	1	1	1	0
Hall	20	3-5	0-0	4	0	1	6
Jackson	3	0-0	0-0	0	0	0	0
Team				5			
Totals	200	25-64	8-12	33	11	18	62

Miami (77)	MP	FG	FT	R	A	PF	TP
T. James	38	4-10	5-6	11	4	1	14
L. James	11	2-2	0-0	3	0	1	4
Knight	31	6-11	1-1	2	2	2	15
Taylor	34	7-13	4-5	2	5	3	21
Hayek	14	1-1	0-0	2	0	0	3
Audibert	2	0-0	1-2	0	0	1	1
Marincic	4	0-0	0-0	2	0	0	0
Dhahabu	10	2-3	0-0	2	1	1	4
Grimsley	26	3-6	2-2	2	4	2	8
Cunningham	15	1-1	0-0	2	1	1	3
Denson	15	2-3	0-5	6	0	2	4
Team				3			
Totals	200	28-50	13-21	37	17	14	77

Virginia Tech	27	35	—	62
Miami	46	31	—	77

PERCENTAGES:

VT	FG%	39.1	3PT%	36.4	FT%	66.7
MU	FG%	56.0	3PT%	44.4	FT%	61.9

3-POINTERS - VT 4 (Mason 4); MU 8 (Taylor 3, Knight 2, T. James 1, Kayek 1, Cunningham 1)

BLOCKED SHOTS - VT 1 (Hall); MU 7 (Denson 4, Grimsley 2, L. James 1)

STEALS - VT 14 (Chriss 3, Gardin 3, Mason 3, Copeland 2, Cook 2, Finnerty 1); MU 13 (Taylor 5, Denson 3, T. James 2, Grimsley 2, Cunningham 1)

TURNOVERS - VT 18 (Mason 5, Chriss 3, Copeland 3, Cook 3, Gardin 1, Diawara 1, Haskins 1, Anderson 1); MU 25 (Grimsley 5, Taylor 5, T. James 4, Cunningham 3, L. James 2, Knight 1, Hayek 1, Dhahabu 1, Denson 1)

TECHNICAL FOULS - None
OFFICIALS: June Courteau, Janice Aliberti, Ron Ledington
ATTENDANCE: 1,280

Virginia Tech 65, Virginia 54
 Feb. 2, 2006; University Hall

Virginia Tech (65)	MP	FG	FT	R	A	PF	TP
Diawara	10	1-2	1-2	2	0	0	3
Cook	7	0-0	0-0	1	0	0	0
Haskins	28	1-2	2-4	4	1	2	4
Chriss	38	6-14	5-6	4	2	3	17
Mason	38	7-13	6-8	5	2	0	24
Anderson	9	0-1	0-0	0	1	0	0
Hall	32	3-7	3-3	9	0	2	9
Finnerty	29	2-5	4-6	4	1	4	8
Jackson	9	0-0	0-0	2	0	3	0
Team				3			
Totals	200	20-44	21-29	34	7	14	65

Virginia (54)	MP	FG	FT	R	A	PF	TP
Littles	15	2-5	1-1	1	0	2	5
Williams	25	2-8	2-2	13	1	4	6
Zoll	36	8-14	1-1	3	2	4	17
McGuire	29	2-9	0-0	2	1	2	5
Millner	1	0-0	0-0	0	0	1	0
Kenion	28	2-7	0-0	0	1	1	4
Granberry	25	4-12	1-2	5	2	5	9
Robertson	8	0-3	0-0	1	0	1	0
Sardin	34	2-7	4-4	4	1	3	8
Team				4			
Totals	200	22-65	9-10	33	8	23	54

Virginia Tech	26	39	—	65
Virginia	23	31	—	54

PERCENTAGES:

VT	FG%	45.5	3PT%	66.7	FT%	72.4
UVA	FG%	33.8	3PT%	9.1	FT%	90.0

3-POINTERS - VT 4 (Mason 4); UVA 1 (McGuire)

BLOCKED SHOTS - VT 4 (Hall 3, Chriss 1); UVA 3 (Williams 1, McGuire 1, Granberry 1)

STEALS - VT 7 (Chriss 3, Diawara 1, Mason 1, Finnerty 1, Jackson 1); UVA 10 (Williams 3, Zoll 3, Kenion 3, McGuire 1)

TURNOVERS - VT 24 (Mason 6, Jackson 5, Chriss 4, Finnerty 3, Haskins 2, Hall 2, Diawara 1, Cook 1); UVA 20 (Williams 4, Granberry 4, Littles 3, Zoll 3, Sardin 3, Kenion 2, McGuire 1)

TECHNICAL FOULS - None
OFFICIALS: June Courteau, Susan Blauch, Bob Trammell
ATTENDANCE: 3,148

#2/2 Duke 73, Virginia Tech 62
 Feb. 6, 2006; Cassell Coliseum

Duke (73)	MP	FG	FT	R	A	PF	TP
Williams	25	7-11	2-7	7	1	2	16
Black	23	4-4	2-2	2	0	3	10
Harding	36	2-8	2-3	5	8	2	7
Smith	25	2-7	0-0	2	5	1	5
Currie	26	6-13	7-7	6	2	3	21
Kurz	10	0-1	0-0	1	0	2	0
Waner	13	2-4	0-0	3	1	2	4
Foley	19	2-4	2-2	2	0	5	8
Gay	6	0-0	0-0	1	0	1	0
Bales	17	0-3	2-2	2	0	1	2
Team				1			
Totals	200	25-55	17-24	33	17	23	73

Virginia Tech (62)	MP	FG	FT	R	A	PF	TP
Hall	14	0-3	3-4	1	0	4	3
Finnerty	12	0-1	3-4	1	0	4	3
Haskins	14	1-1	1-2	1	1	1	3
Chriss	27	0-6	0-0	3	2	4	0
Mason	38	6-8	2-2	5	2	0	18
Copeland	27	6-11	5-8	5	1	1	17
Diawara	25	0-3	4-6	6	1	4	4
Cook	6	0-2	0-2	2	0	0	0
Anderson	7	2-6	0-1	1	0	0	4
Gardin	26	4-8	2-2	6	2	2	10
Jackson	4	0-1	0-0	0	0	2	0
Team				4			
Totals	200	19-50	20-31	35	9	22	62

Duke	39	34	—	73
Virginia Tech	25	37	—	62

PERCENTAGES:

DU	FG%	45.5	3PT%	46.2	FT%	70.8
VT	FG%	38.0	3PT%	50.0	FT%	64.5

3-POINTERS - DU 6 (Currie 2, Foley 2, Harding 1, Smith 1); VT 4 (Mason 4)

BLOCKED SHOTS - DU 8 (Black 3, Williams 2, Bales 2, Currie 1); VT 3 (Hall 1, Diawara 1, Gardin 1)

STEALS - DU 13 (Currie 3, Gay 3, Williams 2, Smith 2, Black 1, Harding 1); VT 11 (Gardin 7, Mason 4)

TURNOVERS - DU 20 (Black 4, Currie 3, Foley 3, Gay 3, Harding 2, Smith 2, Waner 2, Bales 1); VT 24 (Mason 6, Copland 6, Team 2, Hall 2, Finnerty 2, Haskins 2, Chriss 1, Diawara 1, Cook 1, Gardin 1)
TECHNICAL FOULS - Duke-Team; Virginia Tech-None
OFFICIALS: Eric Brewton, Tina Napier, Beverly Roberts
ATTENDANCE: 3,788

Game 22 Virginia Tech 82, Clemson 70 Blacksburg, Va. • Feb. 9, 2006

BLACKSBURG, Va. - Virginia Tech used a 16-2 run early in the game and never looked back the rest of the way in defeating the Clemson Tigers 82-70 in front of 3,251 fans at Cassell Coliseum. The win was Tech's second in its past three games and bumped the team's record to 16-6 overall, 3-6 in the ACC. Clemson fell to 8-15 and 2-7 in league action.

The Hokies scored the first five points of the game and never trailed in this one. With the score 7-4, the Hokies distanced themselves with the 16-2 run that occupied 6:33 of the first half. Tech reserve Nare Diawara scored five points and pilfered two steals to spark the run that gave Tech a 23-6 lead.

Tech built the lead to as many as 18 points in the first, but Clemson ran off eight unanswered to cut the lead to 10 points. However, the Hokies took a 37-24 lead into the locker room at intermission.

A 7-2 Hokie spurt to open the second half got Tech its 18-point lead back, and the Hokies eventually extended it to as many as 22 points. The Tigers got hot in the last couple of minutes, though, hitting their last four shots in the game, three of them 3-pointers, to make the final score respectable. The 12-point deficit at the end of regulation was the closest the Tigers came in the second half.

Clemson shot over 62 percent in the second half, but the Hokies kept pace by shooting over 57 percent. Clemson really warmed up from 3-point range after going 0-for-5 in the first half. The Tigers knocked down 8-of-9 treys in the second half.

Dawn Chriss led the Hokie attack with 19 points, 15 of which came in the second half. Kerri Gardin recorded her 19th career double-double with 15 points and 11 rebounds. Carrie Mason also hit double figures with 14 points. She was 2-of-4 from 3-point range, making her 21-of-34 from beyond the arc in Tech's past six games.

Clemson was paced by Maxienne White who scored 21 points. Amanda Frist and Tasha Taylor contributed 16 and 12 points, respectively.

The Hokies tied their team record for steals in an ACC game with 17, a record they initially set last season against UNC.

Virginia Tech 82, Clemson 70 Feb. 9, 2006; Cassell Coliseum

Clemson (70)	MP	FG	FT	R	A	PF	TP
White	32	9-14	0-0	5	1	4	21
Whitehurst	25	3-5	0-0	2	0	2	9
Frist	27	7-8	2-3	3	1	2	16
Taylor	39	6-13	0-4	4	7	1	12
Lloyd	19	3-8	0-0	3	1	1	6
Yenser	24	2-10	0-0	1	2	0	6
Allen	21	0-1	0-0	10	2	2	0
Bradshaw	13	0-1	0-0	1	1	2	0
Team				5			
Totals	200	30-60	2-7	34	15	14	70

Virginia Tech (82)	MP	FG	FT	R	A	PF	TP
Gardin	23	7-11	1-4	11	1	2	15
Finnerty	20	2-8	0-0	3	0	1	4
Copeland	20	3-6	0-0	2	1	3	6
Chriss	26	6-10	7-9	5	3	0	19
Mason	26	6-9	0-0	1	2	1	14
Diawara	17	3-7	1-1	6	1	2	7
Lemaitre	2	0-1	0-0	0	0	1	0
Cook	6	0-3	1-2	2	1	0	1
Haskins	21	2-2	0-0	4	2	1	4
Anderson	19	3-7	0-0	2	1	0	6
Hall	15	2-6	2-5	3	0	2	6
Jackson	5	0-1	0-0	0	1	1	0
Team				2			
Totals	200	34-71	12-21	41	13	14	82

Clemson	24	46	—	70
Virginia Tech	37	45	—	82

PERCENTAGES:				
CU	FG%	50.0	3PT%	57.1
VT	FG%	47.9	3PT%	33.3
	FT%		FT%	28.6
			FT%	57.1

3-POINTERS - CU 8 (White 3, Whitehurst 3, Yenser 2); VT 2 (Mason 2)
BLOCKED SHOTS - CU 5 (Frist 2, Taylor 1, Allen 1, Bradshaw 1); VT 3 (Hall 2, Gardin 1)

STEALS - CU 6 (White 1, Whitehurst 1, Frist 1, Taylor 1, Lloyd 1, Yenser 1); VT 17 (Gardin 4, Chriss 4, Jackson 3, Finnerty 1, Copeland 1, Mason 1, Diawara 1, Haskins 1, Hall 1)

TURNOVERS - CU 22 (Lloyd 5, Frist 4, White 3, Taylor 3, Whitehurst 2, Yenser 2, Allen 2, Bradshaw 1); VT 15 (Diawara 3, Haskins 3, Chriss 2, Hall 2, Gardin 1, Finnerty 1, Copeland 1, Mason 1, Lemaitre 1)

TECHNICAL FOULS - Duke-Team; Virginia Tech-None
OFFICIALS: Lawson Newton, Dan Outlaw, Mark Hardcastle
ATTENDANCE: 3,251

Game 23 Virginia Tech 76, Florida State 69 Tallahassee, Fla. • Feb. 13, 2006

TALLAHASSEE, Fla. - Last season the Virginia Tech Hokies and the Florida State Seminoles played five overtime periods in two games. This season, Carrie Mason assured that there would be no overtime with a career-best 27 points in leading the Hokies to a crucial 76-69 ACC win.

The win improved Tech's record to 17-6 and 4-6 in the ACC, and snapped FSU's four-game winning streak. The Seminoles dropped to 15-8 and 6-4 in conference action.

The Hokies held a double-digit lead at intermission thanks to hot shooting from Mason and freshman Laura Haskins.

Mason hit 3-of-4 in the first half, all 3-pointers, to lead Tech's effort. Haskins also hit 3-of-4, draining her first three shots, all mid-range jumpers. As a team, the Hokies shot 55.2 percent in the first half while holding the 'Noles to 34.4 percent. Tech dished out 11 assists before the break.

The Hokies came out firing away to start the second half as well. Dawn Chriss hit her first 3-pointer of the season and Mason added another as the visitors went on an 8-2 run, taking their largest lead of the game to that point, 44-28.

The Seminoles whittled away at the Tech lead, but it seemed as though every time they made a run, Mason found a way to stop the bleeding. When the Seminoles came within eight points, Mason drove the lane hit a shot, got fouled, and finished the three-point play. When FSU got within six points later in the game, Mason drilled a step-back 3-pointer, her sixth of the game.

FSU would not go away, though. Head coach Sue Semrau began fouling Tech with three minutes to play in the game, forcing the Hokies to beat them with their sometimes suspect free-throw shooting. The strategy appeared to be working at first as Tech hit 2-of-7 free throws over the next minute and allowed FSU eventually to climb to within four points. The Hokies managed to get the ball into Mason's hands and the senior knocked down all six of her free throw attempts in the final two minutes. That, and a critical late offensive rebound by Kerri Gardin off of a Haskins' missed free throw carried Tech to the win.

Virginia Tech 76, Florida State 69 Feb. 13, 2006; Tucker Center

Virginia Tech (76)	MP	FG	FT	R	A	PF	TP
Gardin	32	5-9	0-0	12	4	4	10
Finnerty	26	3-9	1-2	3	3	0	7
Copeland	23	2-7	2-6	2	4	2	6
Chriss	34	8-13	0-1	3	2	2	17
Mason	39	7-8	7-7	2	3	1	27
Diawara	13	0-3	0-0	4	1	1	0
Haskins	21	4-6	1-2	3	1	0	9
Anderson	4	0-1	0-0	0	0	1	0
Hall	8	0-0	0-0	2	0	2	0
Team				3			
Totals	200	29-56	11-18	34	18	13	76

Florida State (69)	MP	FG	FT	R	A	PF	TP
Miller	18	5-9	0-0	2	0	3	10
Neely	35	3-10	0-0	4	2	5	6
Johnson	37	5-12	0-0	4	2	4	12
Gladden	32	7-14	0-0	8	3	2	14
Adeduntan	34	5-12	4-4	5	2	0	17
Freshour	6	0-1	0-1	3	1	1	0
Davis-Cain	7	1-3	0-0	0	0	1	3
Lautsch	8	0-1	2-2	1	0	1	2
Williams	9	1-2	0-2	2	1	2	2
Anthony	14	1-3	1-2	4	0	2	3
Team				4			
Totals	200	28-67	7-11	37	11	21	69

Virginia Tech	36	40	—	76
Florida State	26	43	—	69

PERCENTAGES:				
VT	FG%	51.8	3PT%	70.0
FSU	FG%	41.8	3PT%	37.5
	FT%		FT%	61.1
			FT%	63.6

3-POINTERS - VT 7 (Mason 6, Chriss 1); FSU 6 (Adeduntan 3, Johnson 2, Davis-Cain 1)

BLOCKED SHOTS - VT 4 (Hall 2, Gardin 1, Chriss 1); FSU 4 (Gladden 2, Lautsch 1, Miller 1)

STEALS - VT 8 (Copeland 2, Mason 2, Haskins 2, Chriss 1, Diawara 1); FSU 8 (Gladden 3, Johnson 2, Miller 1, Neely 1, Williams 1)

TURNOVERS - VT 19 (Chriss 6, Mason 4, Copeland 3, Gardin 2, Haskins 2, Hall 1, Finnerty 1); FSU 16 (Gladden 4, Lautsch 3, Miller 2, Neely 2, Williams 2, Johnson 1, Adeduntan 1, Anthony 1)

TECHNICAL FOULS - None
OFFICIALS: Bryan Enterline, Lisa Mattingly, Art Porep
ATTENDANCE: 1,178

Game 24 #3/2 North Carolina 84, Virginia Tech 75 Blacksburg, Va. • Feb. 17, 2006

BLACKSBURG, Va. - Virginia Tech overcame an early run by the No. 2-ranked UNC Tar Heels, but the Hokies ended up succumbing to the Tar Heels 84-75 at Cassell Coliseum.

The loss drops Tech to 17-7 overall and 4-7 in the ACC. The No. 2-ranked Tar Heels improved to 24-1 and 11-1 in the league.

The Hokies hung with UNC for much of the first half despite an 8-2 Tar Heel blitz in the first two minutes of the game. After a timeout by head coach Beth Dunkenberg to settle her troops, Tech outscored UNC 17-10 over the next 8:30 to take a brief 19-17 lead, Tech's only lead of the game.

After trading baskets, the Tar Heels closed out the final 7:23 of the half with a 19-8 run to claim a 40-29 advantage at the break.

UNC punished the Hokies on the interior for the entire first half, which resulted in the Tar Heels shooting 53.1 percent from the floor (17-of-32). Fourteen of UNC's 17 made baskets came from in the paint as the Tar Heels outscored the Hokies 28-12 from that area of the court. In fact, every Tar Heel basket that didn't come from beyond the 3-point arc came from the paint. There was nothing in-between.

The second half began much the same way as the first half, with a 10-2 UNC run that extended the Tech deficit to 50-31. Between that run and an 11-2 spurt to close the first half, the Tar Heel run totaled 21-4.

Trailing 68-48 later in the half, the Hokies turned up the defensive pressure and forced three consecutive UNC turnovers. That helped Tech score eight unanswered points and cut the Tar Heel lead to 68-56. A three-point play by Erlana Larkins stopped Tech's momentum, though. UNC point guard Ivory Latta followed that with back-to-back 3-pointers that pushed the lead back to 20 points, 77-57.

The Hokies had one more rally left in them, going on a 14-2 run in the closing minutes of the game to cut the deficit to 82-75, but it was too little, too late.

#3/2 North Carolina 84, Virginia Tech 75 Feb. 17, 2006; Cassell Coliseum

North Carolina (84)	MP	FG	FT	R	A	PF	TP
Larkins	27	6-8	4-6	5	3	1	17
Little	31	7-12	1-3	4	1	5	16
Latta	35	10-16	2-3	1	5	1	26
Atkinson	33	3-8	4-6	6	9	3	10
Sell	8	1-2	0-0	1	1	3	3
Miller	23	0-2	0-0	2	3	0	0
Clayton	5	0-1	0-0	0	0	2	0
Dewitt	9	2-3	0-0	3	0	2	4
Pringle	15	1-2	2-2	4	0	1	4
McCants	14	2-6	0-1	1	0	3	4
Team				5			
Totals	200	32-60	13-21	32	20	23	84

Virginia Tech (75)	MP	FG	FT	R	A	PF	TP
Gardin	30	2-9	7-8	8	1	0	11
Finnerty	21	2-7	3-3	2	0	4	7
Copeland	33	6-17	4-6	6	2	0	16
Chriss	27	6-9	5-6	1	3	3	17
Mason	25	2-5	1-2	0	3	1	5
Diawara	21	3-5	2-2	2	1	2	8
Cook	4	0-1	0-0	0	0	0	0
Haskins	21	1-6	2-2	7	0	2	4
Anderson	10	2-3	0-0	2	1	0	4
Hall	7	1-2	1-2	1	0	3	3
Jackson	1	0-0	0-0	0	0	0	0
Team				8			
Totals	200	25-64	25-31	37	11	15	75

North Carolina	40	44	—	84
Virginia Tech	29	46	—	75

PERCENTAGES:				
UNC	FG%	53.3	3PT%	41.2
VT	FG%	39.1	3PT%	0.0
	FT%		FT%	61.9
			FT%	80.6

3-POINTERS - UNC 7 (Latta 4, Larkins 1, Little 1, Sell 1); VT 0
BLOCKED SHOTS - UNC 11 (Larkins 3, Pringle 3, Atkinson 2, Latta 1, Sell 1, McCants 1); VT 2 (Chriss 1, Diawara 1)

STEALS - UNC 10 (Little 5, Latta 2, Larkins 1, Atkinson 1, McCants 1); VT 10 (Copeland 3, Gardin 2, Chriss 2, Mason 2, Cook 1)

TURNOVERS - UNC 21 (Miller 6, Larkins 4, Little 4, Pringle 3, Atkinson 2, Latta 1, McCants 1); VT 18 (Mason 4, Finnerty 3, Gardin 2, Copeland 2, Diawara 2, Hall 2, Chriss 1, Haskins 1, Team 1)

TECHNICAL FOULS - None
OFFICIALS: Bryan Enterline, Kim Watt, Beverly Roberts
ATTENDANCE: 4,596

2005-2006 GAME-BY-GAME

Game 25
Virginia Tech 70, Georgia Tech 54
 Atlanta, Ga. • Feb. 19, 2006

ATLANTA, Ga. - Behind 50 percent shooting from the field, Virginia Tech defeated Georgia Tech 70-54 on Sunday afternoon in Alexander Memorial Coliseum.

The victory marked Dunkenberger's 100th career win. She has won 35 games in her second year as the head coach at Virginia Tech, and she won 65 games at the head coach at Western Carolina.

The Hokies (18-7, 4-7 ACC) never trailed in the contest, and held as much as a 20 point lead in the second half. Virginia Tech exhibited solid ball control, turning the ball over 15 times, and dishing out 18 assists. Virginia Tech also held an 11-4 advantage in steals.

With a 29-18 lead through the first half, the key run for the Hokies came midway through the second half. A 13-3 drive over nearly seven minutes that was capped from two free throw shots by Carrie Mason at the 7:32 mark gave Virginia Tech a 54-37 lead. They would hold a double-digit advantage the remainder of the contest.

Virginia Tech was led by Kerri Gardin with 19 points and eight rebounds. Kirby Copeland had 13 points and five assists, while Dawn Chriss, the newest member of the 1,000 point club, totaled 12 points. Nare Diawara had a career-high four blocks, all which came in the first half.

For the Yellow Jackets, Chioma Nnamaka had a team-high 25 points. Stephanie Higgs scored 11 points, and Kasha Terry and Nnamaka each pulled down eight rebounds.

Game 26
#1/1 Duke 93, Virginia Tech 51
 Durham, N.C. • Feb. 22, 2006

DURHAM, N.C. - With a strong shooting night, No. 1 ranked Duke defeated Virginia Tech 93-51 at Cameron Indoor Stadium.

The Blue Devils (25-1, 12-1 ACC) shot 60.9 percent (39-for-64) from the field in the game, while the defense held the Hokies (18-8, 5-8 ACC) to 30.9 percent (21-for-68) from the floor. Duke forced Tech into 23 turnovers, which the Blue Devils converted into 30 points.

Tech did outrebound Duke 41-34 behind senior Kerri Gardin's 11 boards, marking the 14th time this year that she has pulled down double digit rebounds. Senior Dawn Chriss and junior Kirby Copeland each had seven rebounds.

Tech was led in scoring by Chriss, with 12 points. Copeland totaled nine, while senior Carrie Mason and junior Nare Diawara each had seven.

Gardin, who scored six points, needs just seven more points to become the 19th member of the 1,000 point club.

A strong first half gave Duke a lead they would not relinquish. With 12:30 remaining in the first half, Duke went on a 17-0 run through the next 4:18 to take a 29-9 lead at the 8:12 mark. The Blue Devils shot 61.3 percent in the first half (19-for-31) to take a 40-19 lead into the locker room.

The onslaught continued in the second half, as Duke outscored Tech 53-32 in the half.

The first time Duke and Tech met this season, Duke was ranked at No. 2 and defeated the Hokies 73-62.

Five Blue Devils scored in double figures, led by Mistie Williams and Monique Currie, who each totaled 14 points.

Game 27
Virginia Tech 76, Wake Forest 42
 Blacksburg, Va. • Feb. 26, 2006

BLACKSBURG, Va. - Virginia Tech's seniors made their last performance in Cassell Coliseum a memorable one, dismantling the Wake Forest Demon Deacons 76-42. Three of Tech's five seniors scored in double figures in their last appearance at Cassell.

The Hokies (19-8, 6-8 ACC) avenged a loss earlier in the year to Wake (12-15, 3-11 ACC) with the win.

The Hokies came out hot, scoring the first eight points of the game, but Wake fought back to tie the game at 10-10 on a layup by Corinne Groves. From that point onward, it was all Tech. The Hokies embarked on a 21-4 run to take a commanding 31-14 lead. Five different Hokies scored in the run, led by seven points from Carrie Mason. A three-point play by Kerri Gardin with 1:03 left in the half gave the Hokies a 44-22 halftime advantage and also gave Gardin her 1,000th career point.

Gardin became the 19th player in Virginia Tech history to surpass the 1,000-point milestone.

The second half was more of the same as the Hokies extended their lead to as many as 38 points. Tech dominated Wake in points off of turnovers (32-14) after forcing 26 Demon Deacon turnovers. The Hokies also ruled in the post, outscoring Wake 54-12 in points in the paint. And defensively, the Deacs did not crack 30 percent shooting in either half, settling for 28 percent in the first and 25 percent in the second. Wake shot 26.4 percent for the game while the Hokies tripped the nets at a 53.3 percent clip.

Chriss led the scoring with 15 points. Mason scored 13 while Gardin recorded the 21st double-double of her career and 10th this season, registering 11 points and 13 boards. Only one Wake player reached double figures - Deirdre Naughton who scored 10 points. The trio of Cotelia Bond-Young, Liz Strunk and Corinne Groves, who combined for 56 points in the first meeting this season, mustered just a combined 18 in the rematch.

Virginia Tech 70, Georgia Tech 54
 Feb. 19, 2006; Alexander Memorial Coliseum

Virginia Tech (70)	MP	FG	FT	R	A	PF	TP
Chriss	28	6-9	0-2	5	3	2	12
Gardin	29	6-11	6-7	8	4	1	19
Finnerty	27	4-6	0-2	4	1	3	8
Copeland	26	4-11	5-7	5	5	2	13
Mason	32	1-2	2-2	2	2	1	5
Diawara	14	2-3	0-0	1	0	1	4
Lemaitre	1	1-1	0-0	0	0	0	2
Cook	14	1-4	2-2	2	2	1	4
Haskins	14	0-1	1-2	1	1	1	1
Anderson	4	0-1	0-0	0	0	0	0
Hall	7	1-2	0-0	2	0	1	2
Jackson	4	0-1	0-0	2	0	0	0
Team				3			
Totals	200	26-52	16-24	35	18	13	70

Georgia Tech (54)	MP	FG	FT	R	A	PF	TP
Jessica Williams	7	0-1	0-0	1	0	1	0
Phillips	1	0-0	0-0	0	0	0	0
Terry	33	2-9	4-6	8	1	3	8
Harpring	11	0-2	0-0	2	1	0	0
Nnamaka	37	9-19	1-2	8	0	2	25
Jacqua Williams	6	0-0	0-0	0	1	1	0
Higgs	34	3-13	5-6	4	3	2	11
Ingram	28	3-8	0-0	1	3	5	6
Mitchell	22	1-4	0-0	3	1	3	2
Wilson	9	0-0	2-2	1	0	1	2
Phillips	8	0-1	0-0	1	0	1	0
Mitchell	4	0-2	0-0	1	0	0	0
Team				7			
Totals	200	18-59	12-16	37	10	19	54

Virginia Tech	29	41	—	70
Georgia Tech	18	36	—	54

PERCENTAGES:

VT	FG%	50.0	3PT%	28.6	FT%	66.7
GT	FG%	30.5	3PT%	50.0	FT%	75.0

3-POINTERS - VT 2 (Mason 1, Gardin 1); GT 6 (Nnamaka 6)

BLOCKED SHOTS - VT 7 (Diawara 4, Cook 2, Gardin 1); GT 4 (Terry 3, Jess Williams 1)

STEALS - VT 11 (Chriss 5, Copeland 3, Chriss 1, Haskins 1); GT 4 (Ingram 3, Mitchell 1)

TURNOVERS - VT 15 (Finnerty 4, Chriss 3, Mason 2, Diawara 1, Cook 1, Haskins 1, Hall 1); GT 18 (Ingram 5, Mitchell 4, Nnamaka 3, Jess Williams 2, Jacqua Williams 2, Terry 1, Wilson 1)

TECHNICAL FOULS - None

OFFICIALS: Wesley Dean, Ed Novak, Dan Outlaw

ATTENDANCE:

#1/1 Duke 93, Virginia Tech 51
 Feb. 22, 2006, Cameron Indoor Stadium

Virginia Tech (51)	MP	FG	FT	R	A	PF	TP
Chriss	33	5-14	1-4	7	1	0	12
Gardin	27	3-13	0-0	11	2	3	6
Finnerty	13	2-4	2-2	2	0	2	6
Copeland	27	4-12	1-2	7	2	1	9
Mason	31	2-5	3-3	1	2	0	7
Diawara	27	3-11	1-2	6	0	1	7
Cook	7	0-1	0-0	0	1	0	0
Haskins	16	2-2	0-0	1	1	0	4
Anderson	7	0-5	0-0	1	0	1	0
Hall	5	0-1	0-0	0	0	1	0
Jackson	7	0-0	0-0	0	0	1	0
Team				5			
Totals	200	21-68	8-13	41	9	10	51

Duke (93)	MP	FG	FT	R	A	PF	TP
Williams	26	6-8	2-2	7	4	2	14
Currie	26	5-11	4-4	2	1	0	14
Black	19	2-5	2-2	4	1	4	6
Harding	22	3-7	0-0	3	5	2	6
Smith	24	4-6	0-0	1	3	1	8
E. Wanner	10	2-3	0-0	3	1	2	6
Kurz	12	5-5	0-0	2	0	1	11
A. Wanner	23	4-7	0-1	2	5	1	10
Foley	15	4-5	0-0	2	3	0	10
Gay	8	0-1	0-0	0	0	0	0
Bales	15	4-6	0-0	3	1	1	8
Team				5			
Totals	200	39-64	8-9	34	24	14	93

Virginia Tech	19	32	—	51
Duke	40	53	—	93

PERCENTAGES:

VT	FG%	30.9	3PT%	20.0	FT%	61.5
DU	FG%	60.9	3PT%	43.8	FT%	88.9

3-POINTERS - VT 1 (Chriss); DU 7 (E. Wanner 2, A. Wanner 2, Foley 2, Kurz 1)

BLOCKED SHOTS - VT 4 (Diawara 2, Gardin 1, Copeland 1); DU 11 (Bales 7, Williams 1, Currie 1, A. Wanner 1)

STEALS - VT 11 (Chriss 5, Copeland 2, Gardin 1, Mason 1, Diawara 1, Haskins 1); DU 14 (Smith 3, A. Wanner 3, Williams 2, Kurz 2, Currie 1, Harding 1, E. Wanner 1, Foley 1)

TURNOVERS - VT 23 (Gardin 6, Chriss 4, Mason 4, Diawara 4, Finnerty 3, Copeland 1, Jackson 1); DU 15 (Williams 3, Currie 2, E. Wanner 2, A. Wanner 2, Bales 2, Black 1, Harding 1, Smith 1, Kurz 1)

TECHNICAL FOULS - Virginia Tech - Megan Finnerty; Duke - None

OFFICIALS: John Morningstar, Janice Aiberti, Kim Watt

ATTENDANCE: 5,957

Virginia Tech 76, Wake Forest 42
 Feb. 26, 2006, Cassell Coliseum

Wake Forest (42)	MP	FG	FT	R	A	PF	TP
Strunk	28	0-6	5-6	3	2	4	5
Groves	28	2-4	0-0	4	0	4	4
Lavender	21	2-7	0-0	4	1	2	5
Bond-Young	32	4-11	0-0	3	3	0	9
Naughton	31	3-14	2-2	3	1	2	10
Tchangoue	35	1-4	1-2	4	2	3	3
Good	2	0-1	0-0	0	0	0	0
Tate	3	0-0	0-0	0	0	1	0
Brown	5	2-3	0-0	0	0	0	4
Evans	5	0-0	0-0	0	0	2	0
Washington	10	0-3	2-2	3	0	2	2
Team				3			
Totals	200	14-53	10-12	27	9	20	42

Virginia Tech (76)	MP	FG	FT	R	A	PF	TP
Gardin	29	4-8	3-3	13	5	2	11
Finnerty	26	3-7	2-4	6	2	3	8
Copeland	25	5-9	0-0	1	4	0	10
Chriss	27	7-14	1-2	5	4	0	15
Mason	29	5-9	2-3	3	2	3	13
Diawara	15	2-4	1-1	4	0	0	5
Lemaitre	1	0-1	0-0	0	0	0	0
Cook	9	2-2	1-2	1	1	0	6
Haskins	17	0-1	0-0	1	1	0	0
Anderson	8	0-0	0-0	1	0	2	0
Hall	6	1-2	0-0	2	0	0	2
Jackson	8	3-3	0-0	2	0	1	6
Team				2			
Totals	200	32-60	10-15	41	19	11	76

Wake Forest	22	20	—	42
Virginia Tech	44	32	—	76

PERCENTAGES:

WF	FG%	26.4	3PT%	26.7	FT%	83.3
VT	FG%	53.3	3PT%	33.3	FT%	66.7

3-POINTERS - WF 4 (Naughton 2, Lavender 1, Bond-Young 1); VT 2 (Mason 1, Cook 1)

BLOCKED SHOTS - WF 4 (Tchangoue 2, Groves 1, Brown 1); VT 6 (Gardin 3, Chriss 2, Diawara 1)

STEALS - WF 9 (Bond-Young 4, Strunk 1, Tchangoue 1, Tate 1, Brown 1, Washington 1); VT 14 (Gardin 4, Chriss 4, Copeland 3, Mason 2, Finnerty 1)

TURNOVERS - WF 26 (Lavender 6, Groves 4, Bond-Young 4, Strunk 3, Naughton 3, Tchangoue 2, Tate 2, Good 1, Evans 1); VT 22 (Gardin 5, Chriss 3, Mason 3, Haskins 3, Anderson 3, Finnerty 1, Diawara 1, Jackson 1)

TECHNICAL FOULS - None

OFFICIALS: Bryan Brunette, Edward Sidlasky, Mark Hardcastle

ATTENDANCE: 3,751

2005-2006 GAME-BY-GAME



Dawn Chriss led Tech with 18 points in an ACC Tournament victory over Wake Forest.



Kerri Gardin had a double-double with 11 points and 15 rebounds against Duke in the ACC Tournament.

Game 28
Virginia Tech 73, Wake Forest 60
 Greensboro, N.C. • March 2, 2006

GREENSBORO N.C. - Tech's rematch with Wake Forest certainly wasn't a repeat of the 34-point beating the Hokies gave the Demon Deacons four days ago in the regular-season finale. However, it also was not a repeat of last season's first-round ACC tournament match-up between the two.

The No. 7-seeded Hokies advanced to the second round of the 2006 ACC tournament and avenged the early exit Wake showed them in last season's tournament with a 73-60 victory over the No. 10-seeded Demon Deacons at the Greensboro Coliseum. The Hokies improved to 20-8 on the season and advance to play the No. 2-seeded Duke Blue Devils in the second round. Wake's season ends with a 12-16 record.

Neither team played with the benefit of a full compliment of its stars in the first half. Tech's Megan Finnerty and Kerri Gardin both were both assessed their second personal fouls at the 10:24 mark and were forced to the bench. Despite registering just two points and three rebounds up until that point, Gardin was very active and playing good defense. She remained on the bench until the 5:09 mark.

The second half began with Wake scoring the first five points, Bond-Young finally getting loose for a jumper followed by an open Liz Strunk trey, which forced Dunkenberger to spend a quick timeout. The Hokies responded with four consecutive scores to extend the advantage to 43-33, Tech's largest of the game to that point.

A jumper by Kirby Copeland kept the Hokies up by 10 points, 50-40, with 11:32 left in the game. The pesky Deacons would not quit, though, going on a 9-2 run to cut the lead to 52-49. Every time Wake scored, the Hokies had a reply. Copeland finally put an end to Wake's scoring when she slammed a Yolanda Lavender layup attempt back in her face and pitched it ahead to Dawn Chriss for a Tech layup. That gave the Hokies a 63-56 lead with 5:26 left in the game.

Virginia Tech 73, Wake Forest 60
 March 2, 2006, Greensboro Coliseum

Wake Forest (60)	MP	FG	FT	R	A	PF	TP
Strunk	40	7-16	3-4	6	1	4	20
Groves	30	2-6	1-3	3	0	2	5
Lavender	29	3-9	1-2	4	5	2	8
Bond-Young	27	3-9	0-0	4	3	4	8
Naughton	39	6-14	0-0	8	2	1	13
Tchangoue	25	0-1	0-0	2	3	3	0
Washington	10	2-4	2-2	2	0	1	6
Team				3			
Totals	200	23-59	7-11	32	14	17	60

Virginia Tech (73)	MP	FG	FT	R	A	PF	TP
Chriss	31	9-12	0-0	6	0	2	18
Gardin	31	5-14	3-4	11	4	4	13
Finnerty	25	3-7	0-0	2	4	3	6
Copeland	33	7-13	3-5	7	4	0	17
Mason	34	3-7	0-3	1	1	1	9
Diawara	13	1-1	0-0	2	0	0	2
Cook	10	1-3	0-0	1	0	0	2
Haskins	12	1-2	0-0	3	2	0	2
Hall	11	2-2	0-0	1	0	1	4
Jackson	0+	0-0	0-0	0	0	0	0
Team				3			
Totals	200	32-61	6-12	37	15	11	73

Wake Forest		28	32	—	60
Virginia Tech		35	38	—	73

PERCENTAGES:

WF	FG%	39.0	3PT%	35.0	FT%	64.6
VT	FG%	52.5	3PT%	37.5	FT%	50.0

3-POINTERS - WF 7 (Strunk 3, Bond-Young 2, Lavender 1, Naughton 1); VT 3 (Mason 3)
BLOCKED SHOTS - WF 2 (Washington 2); VT 2 (Chriss 1, Copeland 1)
STEALS - WF 7 (Strunk 3, Naughton 2, Lavender 1, Bond-Young 1); VT 10 (Copeland 4, Gardin 3, Chriss 1, Mason 1, Diawara 1)
TURNOVERS - WF 17 (Naughton 5, Groves 4, Strunk 3, Lavender 2, Bond-Young 2, Washington 1); VT 12 (Copeland 4, Gardin 2, Diawara 2, Chriss 1, Mason 1, Haskins 1, Hall 1)
TECHNICAL FOULS - None
OFFICIALS: Sally Bell, Joanne Aldridge, Tommy Salerno
ATTENDANCE: n/a

Game 29
Duke 69, Virginia Tech 56
 Greensboro, N.C. • March 3, 2006

GREENSBORO N.C. - After a 73-62 home loss to the Duke Blue Devils earlier this season, head coach Beth Dunkenberger said her team would need to hold Duke in the 60s to have a shot to beat them. On March 3, in the second round of the ACC tournament, the No. 7-seeded Hokies accomplished that feat but still came out on the losing end, 69-56, to the No. 2-seeded Blue Devils.

Tech got the defensive effort that it needed in the first half to make an upset look like a possibility. After the Blue Devils scored five points in the first two minutes, the Hokies matched them basket for basket over the remaining 18 minutes before the break and trailed just 28-22 at intermission.

Duke's 28 points was its third-lowest one-half tally of the season and the Hokies managed it by forcing 17 Blue Devil turnovers and keeping them off the offensive glass. Duke only had two offensive rebounds in the game, and forced 31 total turnovers.

Both Gardin and Diawara had been unstoppable in the first half, registering identical eight-point, five-rebound lines.

Both teams scored six points coming out of the break, but an 8-0 Duke run over four minutes gave the Blue Devils the breathing room they needed, 42-28. Duke scored on seven of eight possessions at one point in extending its advantage to 17 points, 52-35, with 10 minutes remaining in the game.

Five straight points by Dawn Chriss got the Hokies back to within 12; however, Duke pushed the lead back to 17 points on two separate occasions. A 9-3 Hokie run, in which Carrie Mason scored seven of the points, brought Tech to within 11 points, 60-49, but the Hokies could not break the double-digit deficit barrier. Tech cut the deficit to 11 on two more occasions in the final minute, but Duke's Jessica Foley put the game on ice with a 3-pointer and two free throws to provide the final score.

Duke 69, Virginia Tech 56
 March 3, 2006, Greensboro Coliseum

Virginia Tech (56)	MP	FG	FT	R	A	PF	TP
Gardin	35	5-14	1-2	15	2	3	11
Finnerty	16	0-0	0-0	1	5	0	0
Copeland	28	2-8	0-0	2	2	4	4
Chriss	32	3-9	6-6	1	1	3	13
Mason	34	4-11	4-4	0	3	1	13
Diawara	21	4-6	1-3	5	0	2	9
Cook	11	2-5	0-0	1	0	1	4
Haskins	9	0-0	0-0	0	1	0	0
Anderson	4	0-0	0-0	1	0	0	1
Hall	3	0-0	0-0	0	0	0	0
Jackson	7	1-2	0-0	0	0	2	2
Team				3			
Totals	200	21-55	12-15	28	11	21	56

Duke (69)	MP	FG	FT	R	A	PF	TP
Williams	26	4-5	3-3	5	2	3	11
Bales	21	4-7	2-2	8	0	1	10
Harding	32	2-6	2-2	3	2	2	6
Smith	29	2-7	0=1	2	0	3	4
Currie	23	6-9	1-2	5	1	4	13
Waner, E.	5	0-0	1-2	0	0	1	1
Kurz	4	0-0	0-0	0	0	1	0
Waner, A.	20	2-5	1-2	3	2	2	6
Black	18	1-2	3-4	3	0	3	5
Foley	12	1-2	2-2	2	2	2	5
Gay	10	3-3	2-2	0	0	0	8
Team				1			
Totals	200	25-46	17-22	32	9	22	69

Virginia Tech		22	34	—	56
Duke		28	41	—	69

PERCENTAGES:

VT	FG%	38.2	3PT%	20.0	FT%	80.0
DU	FG%	54.3	3PT%	28.6	FT%	77.3

3-POINTERS - VT 2 (Chriss 1, Mason 1); DU 2 (A. Waner 1, Foley 1)
BLOCKED SHOTS - VT 0; DU 5 (Black 3, Williams 1, Bales 1)
STEALS - VT 11 (Copeland 6, Chriss 2, Gardin 1, Finnerty 1, Mason 1); DU 10 (Harding 4, Gay 2, Currie 1, E. Waner 1, A. Waner 1, Foley 1)
TURNOVERS - VT 27 (Copeland 7, Mason 6, Gardin 2, Finnerty 2, Diawara 2, Haskins 2, Jackson 2, Chriss 1, Cook 1, Anderson 1, Hall 1); DU 31 (Smith 6, Currie 6, Black 5, Harding 4, A. Waner 3, Foley 3, Williams 2, Bales 2)
TECHNICAL FOULS - None
OFFICIALS: Eric Brewton, Nan Sisk, Mark Hardcastle
ATTENDANCE: n/a

Game 30
Virginia Tech 82, Missouri 51
 University Park, Pa. • March 19, 2006

UNIVERSITY PARK, Pa. - The No. 7-seeded Virginia Tech Hokies jumped on the No. 10-seeded Missouri Tigers with a 17-4 run to open the game, then finished them off with a 26-3 run near the end to go to the second round of the NCAA Tournament.

The win improves Tech's record on the season to 21-9 and 7-3 all time in first-round NCAA Tournament games. Mizzou finished its season 21-10.

The Hokies led 32-25 at halftime after watching Mizzou whittle away what had been a 15-point advantage. Tech built a 17-4 lead in the first seven minutes of the game by forcing five Tiger turnovers. Missouri closed out the half outscoring Tech 13-5 behind a strong boost from an unlikely source, back-up guard Alyssa Hollins.

While Hollins did manage to hurt the Hokies, Tech did succeed in clamping down on Mizzou's dangerous starting guard combo of LaToya Bond and Tiffany Brooks in the first half. That backcourt tandem came in averaging 26.4 points per game, but hit just 2-of-13 from the floor in the first half.

In the second half, a Carrie Mason 3-pointer at the 12:26 mark opened the floodgates on a Tech deluge that would eventually drown the Tigers. The Hokies went on a 26-3 run, holding Mizzou scoreless for a stretch of 6:30 at one point, to essentially close out the game. What was a 45-40 Tech lead turned into a 71-43 blowout that led to the 82-51 win.

The Hokies manhandled Missouri in all phases of the game. In the paint, Tech outscored the Tigers 58-20, and in transition the Hokies held a 32-10 scoring advantage. After losing the rebounding battle in the first half, 26-20, the interior limited Missouri to just nine second half rebounds and ultimately won the battle of the boards 41-35. Missouri's lack of rebounds in the second half can be largely attributed to the hot shooting of the Hokies, who connected on 20 of 32 shots (62.5 percent) in the second half.

Game 31
Connecticut 79, Virginia Tech 56
 University Park, Pa. • March 21, 2006

UNIVERSITY PARK, Pa. - The University of Connecticut out-shot, out-rebounded, and out-hustled the Virginia Tech Hokies, ousting the No. 7-seeded Hokies from the NCAA Tournament, 79-56. UConn improved to 31-4 with the win while the Hokies ended their season with a 21-10 record.

UConn moves on to the Sweet Sixteen where the Huskies will play Georgia.

UConn used a suffocating 2-3 zone to stymie the Hokies early in the first half. Tech trailed just 9-8 at the 15:10 mark; until the Huskies went on a 20-2 run over the next 8:20 of the game.


Point guard Carrie Mason then scored eight straight points, initiating an 11-0 Hokie run that cut the UConn lead to 38-32. A 3-pointer by Ann Strother in the waning seconds of the half gave Connecticut a 41-32 lead heading into the locker room.

Offensive rebounding proved to be the critical statistic of the first half. UConn ripped down 11 of them while the Hokies managed just four. The Huskies parlayed their extra possessions into nine second-chance points while the Hokies did not manage any.


The two teams swapped baskets early in the second half until a 19-3 UConn run gave the Huskies a 74-47 lead. Eight Hokie turnovers aided the Husky cause during that stretch that effectively spelled the end for Tech.

UConn outshot the Hokies 48 percent to 42 percent and dominated the glass with 43 rebounds compared to Tech's 29. The Huskies also racked up 14 steals and dished out 21 assists.

Gardin, Chris, Mason and fellow seniors Megan Finnerty and Roshana Jackson played their last game as Hokies, going out as the only class to reach four straight NCAA Tournaments.



Nare Diawara tallied 12 points in Tech's NCAA First Round win over Missouri.



Carrie Mason nailed three treys in her final collegiate game against Connecticut in the NCAA Tournament Second Round.

Virginia Tech 82, Missouri 51
 March 19, 2006, Bryce Jordan Center

Missouri (51)	MP	FG	FT	R	A	PF	TP
Savant	29	3-6	8-8	1	2	9	
Riddle	34	3-10	0-0	8	0	1	6
N'Garsanet	24	3-9	0-2	7	1	5	6
Bond	38	3-14	6-6	5	5	1	13
Brooks	33	1-8	1-2	1	1	4	3
Hollins	22	3-5	0-0	0	2	1	8
Drew	8	1-3	0-0	1	0	0	3
Hardiek	5	0-0	1-2	0	0	0	1
Mack	7	1-3	0-0	1	0	1	2
Team				4			
Totals	200	18-58	8-12	35	10	15	51

Virginia Tech (82)	MP	FG	FT	R	A	PF	TP
Gardin	34	8-15	1-2	13	6	0	17
Finnerty	16	1-4	1-2	4	3	2	3
Copeland	21	4-11	2-2	0	1	2	10
Chris	30	10-13	1-1	7	2	2	21
Mason	34	4-9	0-0	3	3	0	10
Diawara	17	4-8	4-4	6	2	4	12
Lemaitre	2	0-0	1-2	1	0	1	1
Cook	7	1-2	0-0	1	2	1	2
Haskins	18	0-1	0-0	0	2	0	0
Anderson	7	1-1	0-0	2	1	0	2
Hall	6	1-1	0-0	0	0	0	2
Jackson	8	1-3	0-0	2	0	0	2
Totals	200	35-68	10-14	41	22	12	82

Missouri	25	26	—	51
Virginia Tech	32	50	—	82

PERCENTAGES:

UM	FG%	31.0	3PT%	43.8	FT%	66.7
VT	FG%	51.5	3PT%	50.0	FT%	71.4

3-POINTERS - UM 7 (Savant 3, Hollins 2, Bond 1, Drew 1); VT 2 (Mason 2)
BLOCKED SHOTS - UM 3 (Savant 1, Riddle 1, Bond 1); VT 2 (Gardin 1, Diawara 1)
STEALS - UM 5 (Savant 2, Brooks 2, Bond 1); VT 9 (Haskins 3, Gardin 2, Copeland 2, Chriss 1)
TURNOVERS - UM 21 (N'Garsanet 5, Bond 5, Riddle 3, Brooks 3, Savant 2, Hollins 1, Drew 1); VT 10 (Gardin 3, Mason 2, Copeland 1, Chriss 1, Diawara 1, Haskins 1, Hall 1)
TECHNICAL FOULS - None
OFFICIALS: Tina Napier, Arthur Bomengen, Peter Contreras
ATTENDANCE: n/a

Connecticut 79, Virginia Tech 56
 March 21, 2006, Bryce Jordan Center

Virginia Tech (56)	MP	FG	FT	R	A	PF	TP
Chriss	29	8-13	0-0	3	2	5	16
Gardin	34	7-14	2-3	8	2	2	16
Finnerty	19	0-4	0-0	2	2	1	0
Copeland	29	1-8	0-0	1	7	1	2
Mason	37	5-10	0-0	2	0	1	13
Diawara	19	1-5	1-2	4	0	3	3
Cook	7	1-1	0-0	2	0	0	2
Haskins	10	1-2	0-0	1	1	0	2
Anderson	8	1-2	0-0	1	0	1	2
Jackson	8	0-0	0-1	1	0	2	0
Team				4			
Totals	200	25-59	3-6	29	14	16	56

Connecticut (79)	MP	FG	FT	R	A	PF	TP
Turner	33	8-14	2-3	16	6	2	18
Strother	31	8-18	0-0	6	4	1	22
Crockett	17	0-2	0-0	4	1	3	0
Montgomery	29	4-9	0-0	0	5	0	9
Thomas	29	5-10	0-0	2	1	1	13
Williams	3	0-0	0-0	1	0	0	0
Swanier	14	1-1	0-0	5	2	1	2
Wolff	9	0-2	0-0	1	1	1	0
Houston	21	4-7	3-4	2	1	2	11
Greene	9	1-1	0-3	1	0	1	2
Hunter	3	0-1	0-0	2	0	0	0
Kerns	2	0-0	2-2	1	0	0	2
Totals	200	31-65	7-12	43	21	12	79

Connecticut	32	24	—	56
Virginia Tech	41	38	—	79

PERCENTAGES:


CT	FG%	42.4	3PT%	42.9	FT%	50.0
VT	FG%	47.7	3PT%	40.0	FT%	58.3

3-POINTERS - CT 10 (Strother 6, Thomas 3, Montgomery 1); VT 3 (Mason 3)
BLOCKED SHOTS - CT 6 (Strother 3, Turner 2, Crockett 1); VT 5 (Gardin 2, Chriss 1, Mason 1, Diawara 1)
STEALS - CT 14 (Swanier 4, Strother 3, Crockett 2, Turner 1, Montgomery 1, Williams 1, Wolff 1, Houston 1); VT 7 (Gardin 2, Chriss 1, Finnerty 1, Diawara 1, Haskins 1, Jackson 1)
TURNOVERS - CT 17 (Turner 3, Houston 3, Crockett 2, Thomas 2, Swanier 2, Strother 1, Montgomery 1, Williams 1, Hunter 1, Kerns 1)
TECHNICAL FOULS - None
OFFICIALS: Beverly Roberts, Teresa Dahlem, Marianne Marp
ATTENDANCE: 3,693

LET
THE
WAVE
CRASH
DOWN



2006-2007 OPPONENTS



Virginia Tech will play 16 games against teams that advanced to the postseason last year, including all of the 2006 NCAA Final Four participants

RADFORD

November 10, 2006
Cassell Coliseum
Blacksburg, Va.



Jeri Porter
Head Coach



Sarah Stephens
Head Coach



Highlanders' Quick Facts

Location: Radford, Va.
Founded: 1910
Enrollment: 9,552
Conference: Big South
Nickname: Highlanders
Colors: Red, Blue, Green and White
Arena: Dedmon Center (5,000)
President: Penelope W. Kyle
Athletics Director: Greig Denny
2005-06 Record: 14-14
2005-06 Conf. Record/Finish: 7-7/t-3rd
2005-06 Postseason: NA
Record vs. Virginia Tech: 8-19

SID: Aaron Barter
WBB Contact: Brian Stanley
SID Office Phone: (540) 831-5211
E-Mail: bmstanley@radford.edu
Address: Dedmon Center
1 University Drive
P.O. Box 6913
Radford, VA 24142
Fax: (540) 831-5556
Press Row: (540) 831-5295
Web Site: www.radford.edu/athletics
Head Coach: Jeri Porter
Record at Radford (years): 50-62 (4)
Career Record: 114-107 (8 years)
Assistants: Jana Ashley (North Alabama '03),
Corey Thomaston (North Alabama '99) and Greg
Pulliam (Liberty '99)

2006-07 Roster

No.	Name	Pos.	Ht.	Yr.	Hometown/Previous School
3	Shavon Earp	G	5-10	r-Sr.	Hampton, Va./Univ. of Pittsburgh (Hampton HS)
14	Serena White	G	5-9	Jr.	Durham County, N.C./Cardinal Gibbons
15	Kelli Darden	C	6-3	Jr.	Chesapeake, Va./Indian River
20	Corrie Fertitta	G	6-1	Jr.	Roanoke, Va./Northside
21	Vandy Pullen	G	5-9	r-So.	Arlington, Va./Maine (Washington-Lee HS)
22	Johnette Walker	G	5-8	So.	Columbia, S.C./Irmo
24	Emily Harmon	G	5-9	So.	Arlington, Va./Washington-Lee
30	Rachel Morris	G	5-8	So.	Stanley, Va./Page County
33	Meagan Hilligas	G	5-9	r-Jr.	High Point, N.C./Southwest Guilford
34	Chelsea Clark	F	6-2	So.	Hagerstown, Md./North Hagerstown
40	Tameisha Carter	G	5-7	Sr.	Woodbridge, Va./Potomac State (Paul VI HS)
44	Sarah Stephens	C	6-1	Sr.	Hampton, Va./Hampton
	David Dodson	G	5-6	Fr.	Silver Spring, Md./Eleanor Roosevelt
	Charron Leeper	F	6-0	Fr.	Cleveland Heights, Ohio/Shaw

2005-06 Results

Date	Opponent	Result
Nov. 18	at California	L, 50-73
20	at Cal-Davis	W, 82-71
27	Evansville	L, 51-53
Dec. 4	Lafayette	W, 56-40
7	Virginia Tech	L, 52-58
9	at Western Carolina	W, 76-74
19	Belmont	W, 71-67
21	at Kent State	
28	at Navy	L, 65-71
Jan. 1	at Virginia Commonwealth	L, 57-59
4	Lees-McRae	W, 82-61
7	at IPFW	W, OT 79-77
12	Southern Virginia	W, 82-51
14	Coastal Carolina*	W, 66-46
16	Charleston Southern*	W, 77-52
21	at High Point*	L, 53-66
23	Winthrop*	L, 60-65
28	at UNC Asheville*	L, 69-72
30	at Birmingham-Southern*	L, 51-68
Feb. 4	Liberty*	L, 50-58
11	at Charleston Southern*	W, 73-53
13	at Coastal Carolina*	L, 61-73
19	at Winthrop*	
22	High Point*	W, 64-60
25	Birmingham-Southern* W, OT	60-56
Mar. 1	UNC Asheville*	W, 76-52
4	at Liberty*	L, 58-69
7	Winthrop*	L, 44-55

1 - Big South First Round

2006-07 Schedule

Date	Opponent	Time
Nov. 6	Lenoir-Rhyne (exhibition)	7 p.m.
10	at Virginia Tech	7 p.m.
14	Virginia Commonwealth	7 p.m.
17	Evansville	11 a.m.
27	Virginia Intermont	7 p.m.
Dec. 1	vs. Duquesne1	7 p.m.
2	Consolation/Championship1	3/5 p.m.
5	at Belmont	8 p.m.
18	Appalachian State	7 p.m.
20	at East Tennessee State	7 p.m.
29	at William and Mary	7 p.m.
31	Hampton	3 p.m.
Jan. 4	Lees-McRae	7 p.m.
9	Winston Salem State	7 p.m.
11	Longwood	7 p.m.
13	at Charleston Southern*	2 p.m.
15	at Coastal Carolina*	7 p.m.
20	Winthrop*	3 p.m.
27	at Liberty*	7 p.m.
31	at High Point*	7 p.m.
Feb. 3	Birmingham-Southern*	3 p.m.
7	UNC Asheville*	7 p.m.
10	at Winthrop University*	3 p.m.
14	High Point University*	7 p.m.
17	Charleston Southern*	3 p.m.
19	Coastal Carolina*	7 p.m.
24	at Birmingham-Southern*	3 p.m.
28	at UNC Asheville*	7 p.m.
Mar. 3	Liberty*	3 p.m.
8-10	Big South Tournament	TBA

1 - Cornell Classic in Ithaca, N.Y.

HOWARD

November 12, 2006
BASKETBALL
TRAVELERS CLASSIC
Pete Maravich
Assembly Center
Baton Rouge, La.



Cathy Parson
Head Coach



Shannon Carlisle
Head Coach



Lady Bison's Quick Facts

Location: Washington, D.C.
Founded: 1867
Enrollment: 10,500
Conference: Mid-Eastern Athletic (MEAC)
Nickname: Lady Bison
Colors: Blue, White & Red
Arena: Burr Gymnasium (2,700)
President: H. Patrick Swygert
Athletics Director: Dwight Datcher
2005-06 Record: 14-15
2004-05 Conf. Record/Finish: 10-8/4th
2004-05 Postseason: NA
Record vs. Virginia Tech: 0-2

SID: Edward Hill, Jr.
WBB Contact: Romanda Noble
SID Office Phone: (202) 806-7182/88
E-Mail: Rnoble@howard.edu
Address: Drew Hall-Room 100
511 Gresham PL. NW
Washington, DC 20059
Fax: (202) 806-9595
Press Row: (202) 806-7159
Web Site: www.howard-bison.com
Head Coach: Cathy Parson
Record at Howard (years): 84-81 (6)
Career Record: 277-164 (16 years)
Assistants: Felicia Kemp (Christopher Newport, '77)

2006-07 Roster

No.	NAME	POS	HT	CL.	HOMETOWN/HS/PREVIOUS SCHOOL
3	Reyna Gross	G	5-5	Jr.	Seattle, Wash./Rainer Beach HS/Shoreline CC
4	JaDawn Holler	F	6-0	Fr.	San Diego, Calif./Mission Bay HS
5	Lacey Banks	G	5-5	Fr.	San Jose, Calif./Valley Christian HS
10	Evelena Cousin-Peterson	G	5-8	So.	Marietta, Ga./Wheeler HS
11	Simone Berry	F	5-11	Fr.	Milwaukee, Wis./Nicolet HS
12	Lonice Kenley	G	5-7	So.	Chesapeake, Va./Hickory HS
20	Shannon Carlisle	G	5-4	r-Jr.	Indianapolis, Ind./Lawrence Central
21	Morgan Neal	G/F	5-10	So.	Lenexa, Kan./The Barstow School
22	Christina Aden	G	5-7	r-Jr.	East Cleveland, Ohio/Shaw HS
24	Charae Baukman	F	6-1	Fr.	Newark, N.J./University HS
25	Courtney Smiley	F	5-11	Sr.	Jacksonville, Fla./Staton College Prep HS
30	Sequoia Moore	G/F	5-11	Sr.	Tallahassee, Fla./FAMU HS
31	Tamaya Daniels	C	6-2	So.	Syracuse, N.Y./Nottingham HS
32	Asha Santee	G/F	5-8	Jr.	Missouri City, Texas/Hightower HS
33	Jasmine Lipford	F	6-1	So.	Hampton, Va./Bethel HS
34	Terease Thornton	F	6-0	Jr.	Thomson, Ga./Thomson HS
44	Melloni Benson	F	6-2	Sr.	Dayton, Ohio/Dunbar HS

2005-06 Results

Date	Opponent	Result
Nov. 18	at Tulane	L, 79-84
21	at George Mason	L, 49-71
26	Virginia Commonwealth	L, 66-89
Dec. 2	Lafayette	W, 20T 89-85
6	at Loyola (MD)	L, 65-83
10	Maryland Eastern Shore*W, OT	89-85
12	American University	W, 74-65
21	University of Richmond	L, 70-78
23	at Saint Peter's University	L, 67-75
31	Drexel University	W, 62-52
Jan. 5	South Carolina State*	W, 75-72
7	at Norfolk State	W, 75-72
9	at Hampton University*	L, 61-74
14	Delaware State*	L, 70-75
21	at Bethune-Cookman*	W, 99-78
23	at Florida A&M	L, 67-75
28	at Coppin State*	L, 55-66
30	at Morgan State*	W, 87-76
Feb. 4	Norfolk State*	W, 103-72
6	Hampton University*	W, 101-70
11	at Delaware State*	L, 65-87
18	Bethune-Cookman*	W, 67-63
20	FAMU*	W, 64-62
25	Coppin State*	L, 67-83
27	Morgan State*	W, 79-59
Mar. 1	at North Carolina A&T*	L, 74-88
4	at Maryland Eastern Shore*L	78-97
9	at South Carolina State*	W, 71-69
10	at Coppin State*	W, 65-52

1 - MEAC Tournament

2006-07 Schedule

Date	Opponent	Time
Nov. 4	at Mount St. Mary's (Scrim)	11 a.m.
12	at Virginia Tech ¹	5:15 p.m.
13	at LSU ¹	7:15 p.m.
14	at West Virginia ¹	4:45 p.m.
17	at Seton Hall ¹	TBA
18	at UMASS/Navy ²	TBA
25	at Ball State ³	3 p.m.
26	at Coastal Carolina/IPFW ³	1/3 p.m.
28	George Mason	7 p.m.
Dec. 2	at UMES*	2 p.m.
10	at William & Mary	2 p.m.
17	at Ohio State	2 p.m.
Jan. 2	Hampton*	7 p.m.
6	at South Carolina State*	4 p.m.
8	at North Carolina A&T*	5:30 p.m.
13	at Delaware State*	2 p.m.
20	Bethune-Cookman*	2 p.m.
22	FAMU*	6 p.m.
27	Coppin State*	2 p.m.
29	Morgan State*	6 p.m.
Feb. 3	South Carolina State*	2 p.m.
5	North Carolina A&T*	6 p.m.
10	Delaware State*	2 p.m.
17	at Bethune-Cookman*	2 p.m.
19	at Florida A&M*	2 p.m.
24	at Coppin State*	2 p.m.
26	at Morgan State*	2 p.m.
28	at Norfolk State*	6 p.m.
Mar. 3	UMES*	2 p.m.
5-10	MEAC Tournament	TBA

1 - LSU Tournament
2 - Seton Hall Tournament
3 - Ball State Tournament

2006-2007 OPPONENTS

WEST VIRGINIA

LSU



Mike Carey
Head Coach

November 13, 2006
BASKETBALL
TRAVELERS CLASSIC
Pete Maravich
Assembly Center
Baton Rouge, La.



Meg Bulger



Mountaineers' Quick Facts

Location: Morgantown, W.Va.
Founded:
Enrollment: 26,051
Conference: BIG EAST
Nickname: Mountaineers
Colors: Old Gold and Blue
Arena: WVU Coliseum (14,000)
President: David C. Hardesty, Jr.
Athletics Director: Ed Pastilong
2005-06 Record: 15-16
2005-06 Conf. Record/Finish: 4-12/12th
2005-06 Postseason: NA
Record vs. Virginia Tech: 5-10

SID: Shelly Poe
WBB Contact: Phil Caskey
SID Office Phone: (304) 293-2821
E-Mail: Phil.Caskey@mail.wvu.edu
Address:
Fax: (304) 293-4105
Press Row: (304) 293-2821
Web Site: www.MSNsportsNET.com
Head Coach: Mike Carey
Record at WVU (years): 86-67 (6)
Career Record: 374-169 (19)
Assistants: Lynn Bria (Univ. of Charleston, '90),
Chester Nichols (Greenville College, '97) and
Everett "E.J." Jackson (Slippery Rock, '93)



Pokey Chatman
Head Coach

November 14, 2006
BASKETBALL
TRAVELERS CLASSIC
Pete Maravich
Assembly Center
Baton Rouge, La.



Sylvia Fowles



Lady Tigers' Quick Facts

Location: Baton Rouge, La.
Founded: 1860
Enrollment: 31,234
Conference: Southeastern
Nickname: Lady Tigers
Colors: Purple and Gold
Arena: Pete Maravich Assembly Center (13,468)
President: Dr. William L. Jenkins
Athletics Director: Stanley "Skip" Bertman
2005-06 Record: 31-4
2005-06 Conf. Record/Finish: 13-1/1st
2005-06 Postseason: NCAA Final four
Final Ranking: #4 AP, #5 USA Today/ESPN
Record vs. Virginia Tech: 1-1

SID: Michael Bonnette
WBB Contact: Brian Miller
SID Office Phone: (225) 578-8226
E-Mail: bmiller@lsu.edu
Address: Fifth Floor
Athletic Administration Building
Nicholson Drive and North Stadium Drive
Baton Rouge, LA 70894
Fax: (225) 578-1861
Press Row: (225) 578-8226
Web Site: www.LSUsports.net
Head Coach: Pokey Chatman
Record at LSU (years): 64-7 (3)
Career Record: same
Assistants: Bob Starkey, Carla Berry (LSU '93),
Christie Sides (Louisiana Tech '00)

2006-07 Roster

No.	Name	Pos.	Ht.	Yr.	Hometown
1	LaQuinta Owens	G	5-9	Jr.	Charlotte, N.C.
2	Sparkle Davis	G	5-9	So.	Decatur, Ga.
3	Kendra Goodley	G	5-9	Jr.	Deerfield Beach, Fla.
4	Meg Bulger	F	6-0	Sr.	Pittsburgh, Penn.
10	Brittany Holestine	G	5-9	Fr.	South Charleston, W. Va.
11	Britney Davis-White	G	5-7	Sr.	Houston, Texas
15	Kelly Smith	G	5-11	Fr.	Staley, N.C.
22	Chakhia Cole	F	5-10	Jr.	Marlboro, N.J.
23	Ashley Powell	G	5-6	So.	Detroit, Mich.
31	Lateefah Joye	G	5-11	Jr.	Brooklyn, N.Y.
32	Melanie Small	F	5-9	So.	Copley, Ohio
34	Janay Armstrong	F	6-1	Fr.	Shelbyville, Tenn.
35	Tameka Kelly	F	6-1	Sr.	Pensacola, Fla.
45	Olayinka Sanni	C	6-2	Jr.	Chicago Heights, Ill.
50	Ranisha White	C	6-2	Jr.	Charlotte, N.C.

2006-07 Roster

No.	Name	Pos.	Ht.	Yr.	Hometown/Previous School
4	Katie Antony	G	5-10	Jr.	Anacoco, La./Anacoco HS/Vanderbilt
5	Erica White	G	5-3	Jr.	Jacksonville, Fla./Ribault HS
10	Khalilah Mitchell	G	5-11	Jr.	New Orleans, La./St. Mary's HS
12	RaShonta LeBlanc	G	5-7	Jr.	Port Arthur, Texas/Memorial HS
15	Quianna Chaney	G	5-11	Jr.	Baton Rouge, La./Southern Lab HS
22	Porsha Phillips	F	6-2	Fr.	Stone Mountain, Ga./Redan HS
23	Allison Hightower	G	5-10	Fr.	Arlington, Texas/Juan Seguin HS
24	Marian Whitfield	G	5-9	Jr.	Augusta, Ga./Glenn Hills HS
25	Mesha Williams	C	6-3	Jr.	St. Louis, Mo./Gateway Tech HS/Moberly CC
34	Sylvia Fowles	C	6-6	Jr.	Miami, Fla./Edison HS
44	Kristen Morris	F	6-2	So.	Lathrup Village, Mich./Detroit Country Day School
54	Ashley Thomas	F	6-0	Jr.	Stone Mountain, Ga./Stephenson HS

2005-06 Results

Date	Opponent	Result
(15-16, 4-12 BIG EAST)		
Nov. 18	vs. UT-San Antonio	L, 54-57
19	at UCF	W, 77-63
26	Fordham	W, 83-39
30	Robert Morris	W, 80-54
Dec. 3	at UNC-Greensboro	L, 70-72
10	at Houston	W, 79-54
17	at Duquesne	W, 77-61
19	Cleveland State	W, 82-39
21	Kennesaw State	W, 100-60
Jan. 1	Texas A&M-Corpus Christi	OT 69-70
3	at Seton Hall*	L, OT 61-67
7	at Syracuse*	W, 74-52
10	Louisville*	W, 99-73
14	Georgetown*	W, 65-54
18	at Villanova*	L, 59-75
21	Marquette*	L, 75-80
25	vs Marshall	W, 72-58
29	at St. John's*	L, 69-74
31	No. 11 DePaul*	W, 82-70
Feb. 4	at Connecticut*	L, 50-58
7	at Providence*	L, 55-57
10	Rutgers*	L, 41-54
15	at Cincinnati*	L, 46-56
19	Pittsburgh*	L, 58-62
22	Notre Dame*	L, 58-70
25	at USF*	L, 56-66
28	Villanova*	L, 56-69
Mar. 4	vs. Louisville	W, 54-45
5	vs. St. John's	W, 55-49
6	vs. Rutgers	W, 56-40
7	vs. Connecticut	L, 44-50

2006-07 Schedule

Date	Opponent	Time
Nov. 12	at LSU	TBA
13	vs Howard ¹	TBA
14	vs. Virginia Tech ¹	TBA
18	Wofford	TBA
24	vs. Texas A&M	TBA
25	at Loyola-Marymount Ayers	TBA
30	Houston	TBA
Dec. 2	Coppin State	TBA
6	at Marquette	TBA
8	Duquesne	TBA
16	Oakland	TBA
2-	at Tennessee	TBA
30	St. Francis, Pa.	TBA
Jan. 2	Connecticut	TBA
6	at Villanova	TBA
9	at DePaul	TBA
13	Providence	TBA
16	Seton Hall	TBA
20	Villanova	TBA
24	vs. Marshall (Charleston)	TBA
27	at Georgetown	TBA
30	Syracuse	TBA
Feb. 3	at Norte Dame	TBA
6	St. John's	TBA
11	at Rutgers	TBA
17	South Florida	TBA
20	at Pittsburgh	TBA
24	Cincinnati	TBA
26	at Louisville	TBA
Mar.3-7	at Big East Championships	TBA

2005-06 Results

Date	Opponent	Result
(31-4, 13-1 Southern)		
Nov. 13	at Texas Tech	W, 76-68
22	Southern	W, 107-39
25	at Nebraska	W, 74-55
26	at Texas A&M-Corpus Christi	W, 74-45
Dec. 12	New Orleans	W, 72-41
15	at Ohio State	W, 64-48
18	at Kentucky	W, 66-36
20	Tulane	W, 89-60
28	Michigan State	W, 72-52
30	South Florida	W, 87-44
Jan. 1	North Carolina A&T	W, 99-35
4	at Auburn	W, 65-38
7	Minnesota	W, 66-45
12	South Carolina	W, 79-46
16	at Connecticut	L, 48-51
19	Alabama	W, 79-43
22	at Georgia	W, 65-64
26	Vanderbilt	W, 75-53
30	Baylor	W, 88-57
Feb. 2	at Arkansas	W, 93-59
5	Ole Miss	W, 78-63
9	at Tennessee	W, 72-69
12	Georgia	W, 68-61
16	at Florida	L, OT 78-79
19	Arkansas	W, 64-42
23	at Alabama	W, 86-61
26	Mississippi State	W, 62-48
Mar. 3	vs. Ole Miss ¹	W, 91-73
4	vs. Kentucky ¹	W, 79-52
5	vs. Tennessee ¹	L, 62-63
18	vs. Florida Atlantic ²	W, 72-48
20	vs. Washington ²	W, 72-49
25	vs. DePaul ²	W, 66-56
27	vs. Stanford ²	W, 62-59
Apr. 2	vs. Duke ²	L, 45-64

2006-07 Schedule

Date	Opponent	Time
Nov. 1	Loyola College (Exh.)	7 p.m.
7	Lake's Trucking (Exh.)	7 p.m.
12	West Virginia ¹	2 p.m.
13	Howard ¹	7:15 p.m.
14	Virginia Tech ¹	7:15 p.m.
16	UL-Lafayette	7 p.m.
19	at New Orleans	5 p.m.
21	at Baylor	7 p.m.
24	at Tulsa	5 p.m.
25	at Eastern Washington	2 p.m.
27	at New Orleans	7 p.m.
Dec. 2	Detroit Mercy	2 p.m.
10	Ohio State	2 p.m.
17	at Michigan State	1 p.m.
20	McNeese State	2 p.m.
30	at Louisiana Tech ²	2 p.m.
Jan. 3	at South Florida	6 p.m.
7	Georgia*	2 p.m.
11	at Ole Miss*	7 p.m.
14	at Mississippi State*	2 p.m.
18	Kentucky*	7 p.m.
21	at Alabama*	2 p.m.
25	Arkansas*	7 p.m.
28	Auburn*	2 p.m.
Feb. 1	at Georgia*	6 p.m.
4	at South Carolina*	2 p.m.
8	Florida*	8 p.m.
11	Connecticut	2 p.m.
15	at Arkansas*	7 p.m.
19	Tennessee*	6 p.m.
22	at Vanderbilt*	8 p.m.
25	Alabama*	2 p.m.
Mar. 1-4	SEC Tournament	TBA
17-20	NCAA Tournament	TBA

1 - SEC Tournament at N. Little Rock, Ark.
2 - NCAA Tournament at Nashville, Tenn.
3 - NCAA Tournament at San Antonio, Texas

1 - Basketball Travelers Classic in Baton Rouge, La.
2 - Katrina Relief Basketball Classic

2006-2007 OPPONENTS

DELAWARE STATE



Ed Davis
Head Coach

November 18, 2006
Cassell Coliseum
Blacksburg, Va.



Raquel Collier



Hornets' Quick Facts

Location: Dover, Del.
Founded: 1891
Enrollment: 3,300
Conference: Mid-Eastern Athletic Conference
Nickname: Hornets
Colors: Columbia Blue & Red
Arena: Memorial Hall (2,000)
President: Dr. Allen L. Sessoms
Athletics Director: Chuck Bell
2005-06 Record: 21-9
2005-06 Conf. Record/Finish: 13-5/2nd
2005-06 Postseason: NA
Record vs. Virginia Tech: 0-2

SID: Dennis Jones
WBB Contact: Dennis Jones
SID Office Phone: (302) 857-6068
E-Mail: djones@desu.edu
Address: 1200 N. DuPont Highway
Dover, DE 19901-2277
Fax: (302) 857-6069
Press Row: (302) 730-5236
Web Site: www.gohornets.net
Head Coach: Ed Davis (West Virginia State '70)
Record at DSU (years): 103-73 (6)
Career Record: 268-127 (14 years)
Assistants: Andre Bolton (Christopher Newport, '97), Trenita Shields (Bowie State, '00) and Danielle Dawson (Hampton, '99)

2006-07 Roster

No.	Name	Pos.	Ht.	Yr.	Hometown/Previous School
2	Raquel Collier	G/F	5-9	Jr.	Schenectady, N.Y./Schenectady HS
3	Tamara Watkins	G	5-10	So.	Penn's Grove, N.J./Penn's Grove HS
14	Ashlee Burbage	G	5-6	Jr.	Seaford, Del./Seaford HS
21	Jameka Smith	G	5-10	So.	Woodbridge, Va./Potomac HS
34	Shaquana Morgan	G	5-8	So.	Brooklyn, N.Y./Lincoln HS
42	Katreen Palmer	F	6-1	Jr.	Jamaica, N.Y./Beach Channel HS
50	Thea Littlepage	F/C	6-2	r-Fr.	Upper Marlboro, Md./Holy Cross HS
	Azzie Knox	G/F	5-11	Jr.	Temple, Tex./Coffeyville JC
	Selena Galloway	G	5-9	Fr.	Jersey City, N.J./James J. Ferris HS
	Ashlee Thompson	F/C	6-0	Fr.	LaPlata, Md./Maurice McDonough HS
	Nicole Matthews	F	6-2	Fr.	Baltimore, Md./Western HS
	Samantha Koonce	G	5-6	Fr.	Forestville, Md./Holton Arms School

2005-06 Results

Date	Opponent	Result
Nov. 18	vs. Monmouth ¹	W, 50-44
19	at Florida Atlantic ¹	W, 65-59
23	at Columbia	W, 62-61
30	at Kansas State	L, 30-78
Dec. 9	at Navy	W, 53-45
11	at North Carolina State	L, 58-76
19	at Yale	W, 58-48
28	at Stony Brook	L, 59-70
30	at Bucknell	W, 60-42
Jan. 4	Coppin State*	L, 39-43
7	South Carolina State*	W, 55-48
9	North Carolina A&T*	L, 49-50
14	at Howard*	W, 75-70
16	at Maryland-Eastern Shore*	W, 65-51
21	at Hampton*	L, 59-64
23	at Norfolk State*	W, 65-49
28	Florida A&M*	W, 55-48
30	Bethune-Cookman*	W, 70-29
Feb. 4	at South Carolina State*	L, 55-64
6	at North Carolina A&T*	W, 80-65
11	Howard*	W, 87-65
13	Maryland-Eastern Shore*	W, 64-45
18	Hampton*	L, 58-65
20	Norfolk State*	W, 75-40
25	at Florida A&M*	W, 65-50
27	at Bethune-Cookman	W, 48-47
Mar. 1	at Morgan State*	W, 61-43
8	vs. Florida A&M*	W, 55-44
10	vs. Maryland-Eastern Shore ²	W, 66-53
11	vs. Coppin State ²	L, 36-46

2006-07 Schedule

Date	Opponent	Time
Oct. 28	CHEYNEY (Scrimmage)	7 p.m.
Nov. 4	DISTRICT OF COLUMBIA (Exh.)	7 p.m.
11	COLUMBIA	6 p.m.
18	Virginia Tech	TBA
25	Old Dominion	TBA
29	Winston-Salem State	7 p.m.
Dec. 5	BUCKNELL	7 p.m.
Dec. 8-9	New Mexico Tournament (DSU, UNM, UCLA, Sam Houston)	6/8 p.m.
17	Texas Southern	7 p.m.
19	Texas A&M	7 p.m.
29	North Carolina	TBA
Jan. 3	South Carolina State	5:30 p.m.
6	Coppin State	2 p.m.
8	Morgan State	5:30 p.m.
13	HOWARD	2 p.m.
15	MARYLAND-EASTERN SHORES	3:30 p.m.
20	HAMPTON	2 p.m.
22	NORFOLK STATE	2 p.m.
24	WINSTON-SALEM STATE	7 p.m.
27	Florida A&M	2 p.m.
29	Bethune-Cookman	5:30 p.m.
Jan. 30	COPPIN STATE	2 p.m.
Feb. 5	MORGAN STATE	5:30 p.m.
10	Howard	2 p.m.
12	Maryland-Eastern Shore	5:30 p.m.
17	Hampton	2 p.m.
19	Norfolk State	6 p.m.
24	FLORIDA A&M	2 p.m.
26	BETHUNE-COOKMAN	5:30 p.m.
28	NORTH CAROLINA A&T	5:30 p.m.
Mar. 5-10	MEAC Tournament	TBA

IOWA STATE



Bill Fennelly
Head Coach

November 24, 2006
PEPPERDINE TOURNAMENT
Eblen Center
Malibu, Calif.



Lyndsey Medders



Cyclones' Quick Facts

Location: Ames, Ia.
Founded: 1858
Enrollment: 23,709
Conference: Big 12
Nickname: Cyclones
Colors: Cardinal and Gold
Arena: James H. Hilton Coliseum (14,092)
President: Dr. Gregory Geoffroy
Athletics Director: Jamie Pollard
2005-06 Record: 18-13
2005-06 Conf. Record/Finish: 7-9/9th
2005-06 Postseason: WNIT, second round
Record vs. Virginia Tech: 0-1

SID: Tom Kroeschell
WBB Contact: Erin Smith
SID Office Phone: (515) 294-5778
E-Mail: resmith@iastate.edu
Address: ISU Athletic Media Relations
Jacobson Athletic Building
1800 South Fourth Street
Ames, IA 50011
Fax: (515) 294-0558
Press Row: (515) 294-6178
Web Site: www.cyclones.com
Head Coach: Bill Fennelly (William Penn College '79)
Record at Iowa (years): 233-110 (11)
Career Record: 399-163 (18 years)
Assistants: Jack Easley (Missouri Valley '79), Latoja Harris (Toledo '94), Jodi Steyer (Colorado State '89)

2006-07 Roster

No.	Name	Pos.	Ht.	Yr.	Hometown/Previous School
3	Rachel Pierson	F/C	6-3	r-Fr.	St. Louis, Mo./Incarnate Word Academy
4	Alison Lacey	G	6-0	Fr.	Canberra, Australia/Ballard (Iowa)
5	Nicky Wieben	F	6-4	So.	Ankeny, Iowa/Ankeny
13	Anna Florzak	G	5-10	Fr.	Kansas City, Mo./Notre Dame de Sion
14	Lyndsey Medders	G	5-9	Sr.	Los Angeles, Calif./Oak Park
15	Heather Ezell	G	5-9	So.	Springfield, Mo./Kickapoo
22	Genesis Lightbourne	F	6-0	Fr.	Las Vegas, Nev./Faith Lutheran
23	Brittany Lange	G	5-10	So.	Sac City, Iowa/Sac City/Kirkwood CC
24	Gillian Bjerke	F/C	6-2	So.	Pelican Rapids, Minn./Pelican Rapids
25	Lisa Bildeaux	F/C	6-3	Fr.	Grand Rapids, Minn./Grand Rapids
30	Shellie Mosman	G	5-10	Fr.	Carroll, Iowa/Carroll
31	Megan Ronhovde	G/F	6-1	Sr.	Barrett, Minn./West Central Area
32	Amanda Nisleit	F	6-0	So.	Woodbury, Minn./Woodbury
40	Abby Reinert	G	6-0	Sr.	Union, Iowa/Eldora-New Providence
41	Toccaro Ross	F	5-9	Jr.	Davenport, Iowa/Central/Kirkwood CC

2005-06 Results

Date	Opponent	Result
Nov. 11	IUPUI	W, 70-55
25	vs. NC State	L, 59-81
26	vs. North Florida	W, 74-48
Dec. 4	at Drake	W, 69-57
8	Iowa	W, 77-61
10	Akron	W, 76-43
17	vs. Northern Iowa	W, 61-54
19	UC Riverside	W, 65-40
22	at Minnesota	L, 61-66
29	Nicholls	W, 77-28
30	IPFW	W, 87-68
Jan. 4	Oklahoma	L, 71-62
7	at Oklahoma	W, 71-62
11	at Texas	L, 50-80
14	Nebraska	W, 79-57
21	at Colorado	W, 86-71
25	Baylor	L, 64-79
29	Kansas State	L, 64-73
Feb. 1	at Nebraska	L, 42-54
4	at Kansas	L, 64-65
8	Missouri	W, 66-60
11	at Kansas State	W, 71-66
14	Texas Tech	W, 69-65
18	Kansas	L, OT 56-57
22	at Missouri	L, 59-67
26	at Texas A&M	L, 53-64
Mar. 2	Colorado	W, 56-46
7	vs. Texas	W, 72-68
8	vs. Oklahoma	L, 74-78
16	UW-Green Bay	W, OT 79-71
20	Marquette	L, OT 63-69

2006-07 Schedule

Date	Opponent	Time
Nov. 5	St. Cloud State (Exh.)	2 p.m.
12	Upper Iowa (Exh.)	6:30 p.m.
15	Cal State Fullerton	7:30 p.m.
20	at Northern Iowa	7 p.m.
24	vs. Virginia Tech ¹	3 p.m.
25	Tenn. Tech/Pepperdine ¹	3/5:30 p.m.
30	at Iowa	7 p.m.
Dec. 2	Wisconsin-Milwaukee	2 p.m.
5	Drake	7 p.m.
9	Minnesota	7 p.m.
16	at Saint Louis	TBA
20	Illinois State	7 p.m.
28	Colgate	7 p.m.
29	Utah State	7:30 p.m.
30	Loyola Marymount	7 p.m.
Jan. 3	Kansas*	7 p.m.
6	at Missouri*	1 p.m.
10	at Colorado*	9 p.m.
13	Oklahoma State	7 p.m.
17	Texas*	7 p.m.
20	at Kansas*	7 p.m.
24	at Oklahoma*	7 p.m.
27	Kansas State*	2 p.m.
31	at Nebraska*	7 p.m.
Feb. 4	Missouri*	3 p.m.
10	at Baylor*	7 p.m.
14	Texas A&M*	7 p.m.
17	Colorado*	2 p.m.
20	Nebraska*	7 p.m.
24	at Kansas State*	1 p.m.
Mar. 1	at Texas Tech*	7 p.m.

1 - Florida Atlantic Classic at Boca Raton, Fla.

PEPPERDINE



Julie Rousseau
Head Coach

November 25, 2006
PEPPERDINE TOURNAMENT
Eblen Center
Malibu, Calif.



Daphanie Kennedy



Waves' Quick Facts

Location: Malibu, Calif.
Founded: 1937
Enrollment: 8,300
Conference: West Coast
Nickname: Waves
Colors: Blue and Orange
Arena: Firestone Fieldhouse (3,104)
President: Andy Benton
Athletics Director: Dr. John Watson
2005-06 Record: 14-17
2005-06 Conf. Record/Finish: 8-6/4th
2005-06 Postseason: NCAA 1st round
Record vs. Virginia Tech: first meeting

SID: Al Barba
WBB Contact: Michael Hawley
SID Office Phone: (310) 506-4455
E-Mail: al.barba@pepperdine.edu
Head Coach: Julie Rousseau (Cal State Los Angeles, '91)
Record at Pepperdine (years): 26-34 (2)
Career Record: same
Assistants: Vanessa Nygaard (Stanford, '98), Shelley Sheetz (Colorado, '95), Tina Samaniego (San Francisco, '04)

2006-07 Roster

No.	Name	Pos.	Ht.	Yr.	Hometown/Previous School
2	Sherriel Boyd	G	5-8	So.	Bellflower, Calif./Narbonne
3	Nakeya Isabell	G	5-4	Jr.	Seattle, Wash./College of Southern Idaho
4	Teena Wickett	F/C	6-3	Fr.	Oakland, Calif./Castlemont
5	Bre Catron	G/F	6-0	Fr.	Riverside, Calif./JW North
10	LaCale Pringle-Buchanan	G	5-9	Fr.	Seattle, Wash./Garfield
11	Taylor Smith	G/F	5-11	So.	Kailua, Hawaii/Kalaheo
14	Alisha Bryant	F	6-0	So.	Picoima, Calif./Chatsworth
20	Lauren Wenski	G	5-9	Sr.	Lenexa, Kan./St. Thomas Aquinas
21	Miranda Ayim	F	6-3	Fr.	Toronto, Canada
22	Daphanie Kennedy	G	5-7	Jr.	Oakland, Calif./Kearny
24	Jasmane Clarendon	F	6-1	Sr.	San Bernardino, Calif./Eisenhower
31	Jessica Ross	G	5-10	So.	Gilroy, Calif./Notre Dame HS
32	Shannon Johnson	G	5-8	Jr.	Highlands Village, Texas/Flower Mound
35	Dana Huley	F	6-2	So.	Pasadena, Calif./La Salle
44	Teiosha George	F	6-4	Jr.	Palmdale, Calif./Palmdale

TENNESSEE TECH



Amy Brown
Head Coach

November 25, 2006
PEPPERDINE TOURNAMENT
Eblen Center
Malibu, Calif.



Kendall Cavin

Golden Eagles' Quick Facts

Location: Cookeville, Tenn.
Founded: 1915
Enrollment: 9,733
Conference: Ohio Valley
Nickname: Golden Eagles
Colors: Purple and Gold
Arena: Eblen Center (10,152)
President: Dr. Robert (Bob) Bell
Athletics Director: Mark Wilson
2005-06 Record: 23-9
2005-06 Conf. Record/Finish: 16-4/1-1st
2005-06 Postseason: WNIT, first round
Record vs. Virginia Tech: 1-0

SID: Rob Schabert
WBB Contact: Brittany Franklin
SID Office Phone: (931) 372-3293
E-Mail: bpf2a@yahoo.com
Head Coach: Amy Brown (Louisiana Tech, '96)
Record at TTU (years): 0-0 (1)
Career Record: same
Assistants: Stacie Childress (Middle Tennessee, '91) and Orion Wake (Furman, '04)

2006-07 Roster

No.	Name	Pos.	Ht.	Yr.	Hometown/Previous School
00	Kristina Tyler	C	6-1	Jr.	Flowery Branch, Ga./Flowery Branch HS
1	Blair Bowens	G/F	5-6	So.	Tuscumbia, Ala./Deshler HS
3	Daisy Dodd	G/F	5-10	So.	Jonesboro, Ga./Mt. Zion HS
4	Deanna Apple	G	5-10	Sr.	Gainesboro, Tenn./Jackson County HS
11	Kendall Cavin	G	5-10	Sr.	Martin, Tenn./Westview HS
20	Holly Rogers*	G	5-9	So.	Cleveland, Tenn./Cleveland HS
22	Whitney Mayo	G	5-10	Gr.	Dalton, Ga./Dalton HS
23	Joi Nichols	G	5-7	Sr.	Madison, Ala./Bob Jones HS
24	Marissa Hensley	F	5-11	Jr.	Gainesboro, Tenn./Jackson County HS
31	Allison Price	G	5-7	So.	Alpharetta, Ga./Chattahoochee HS
33	Cara Reed	F	6-0	Jr.	Spring City, Tenn./Cookeville HS
41	Rebecca Howerton	C	6-2	So.	Pendleton, Ind./Pendleton Heights HS
42	Meagan Lyons	G	5-6	So.	Greenville, Tenn./Greenville HS
53	Jennifer Hood	G	6-1	Fr.	Crossville, Tenn./Cumberlands Co. HS

WILLIAM & MARY



Debbie Taylor
Head Coach

November 28, 2006
Cassell Coliseum
Blacksburg, Va.



Kyra Kaylor



Tribe's Quick Facts

Location: Williamsburg, Va.
Founded: 1693
Enrollment: 5,700
Conference: Colonial Athletic Association
Nickname: Tribe
Colors: Green, Gold and Silver
Arena: William and Mary Hall (8,600)
President: Gene R. Nichol
Athletics Director: Terry Driscoll
2005-06 Record: 15-13
2005-06 Conf. Record/Finish: 11-7/5th
2005-06 Postseason: NA
Record vs. Virginia Tech: 1-11

SID: Pete Clawson
WBB Contact: Chris Poore
SID Office Phone: (757) 221-3370
E-Mail: cppoore@wm.edu
Address: PO Box 399
Williamsburg, VA 23187
Fax: (757) 221-3412
Press Row: (757) 221-3348
Web Site: www.TribeAthletics.com
Head Coach: Debbie Taylor (William & Mary, '86)
Record at W&M (years): 66-132 (8)
Career Record: same
Assistants: Matt McDonald (Penn State, '99), Meg Barber (New York University, '02) and Kia Butts (William & Mary, '05)

2006-07 Roster

No.	Name	Pos.	Ht.	Yr.	Hometown/Previous School
2	Courtney Portell	G	5-8	So.	Woodbridge, Va./Forest Park
3	Kelly Heath	G	6-0	Fr.	Suffield, Conn./Suffield
4	Sarah Stroth	G	5-8	Sr.	Mission, British Columbia/Heritage Park
12	Dani Kell	G/F	6-0	So.	Lutherville, Md./Roland Park
13	Julianne Thomas-Drolet	F	6-2	So.	Quebec City, Quebec/Champlain St. Lawrence
14	Robyn Barton	G/F	6-0	Fr.	Lake Oswego, Ore./Lake Oswego
23	Lindsey Moller	G	5-10	Fr.	Longmont, Colo./Longmont
25	Katy Neumer	G	5-10	Sr.	Winter Park, Fla./Winter Park
32	Devin James	G/F	5-11	Jr.	Pipersville, Penn./Central Bucks East
33	Tiffany Benson	F	6-1	Fr.	Virginia Beach, Va./Princess Anne
34	Lauren Aadland	G/F	6-1	Fr.	Carlsbad, Calif./Carlsbad
41	Jalen Boone	C	6-2	Sr.	Falls Church, Va./George C. Marshall
44	Kyra Kaylor	F	6-0	Jr.	Pittsburgh, Penn./Upper St. Clair
55	Katie Tausanovitch	C	6-3	So.	Hanover, N.H./Hanover Academy

2005-06 Results

(15-13, 11-7 CAA)

Date	Opponent	Result
Nov. 18	vs. Pittsburgh	L, 49-76
19	vs. Colgate	W, 64-62
23	Norfolk State	W, 70-43
26	at Liberty	L, 56-73
29	at Longwood	W, 82-58
Dec. 2	Mount Saint Mary's	L, OT 75-84
4	at UNC Wilmington	L, 45-52
17	at Hampton	W, 66-57
30	at Vanderbilt	L, 66-92
Jan. 2	High Point	L, 61-71
6	at Georgia State*	W, 75-61
8	Old Dominion*	L, 68-77
13	at Drexel*	W, 58-50
15	at George Mason*	L, 51-70
20	Virginia Commonwealth*	W, 55-52
22	Delaware*	W, 73-62
27	at Towson*	W, 51-33
29	at James Madison*	L, 49-73
Feb. 3	Hofstra*	W, 69-62
5	George Mason*	L, 55-58
10	at Northeastern*	W, 58-54
12	at VCU*	W, 70-66
17	Georgia State*	W, 78-50
19	James Madison*	W, 82-70
24	UNC Wilmington*	W, 63-61
26	at Old Dominion*	L, 33-85
Mar. 2	Drexel*	L, 44-64
8	vs. Georgia State	L, 66-81

2006-07 Schedule

Date	Opponent	Time
Nov. 6	M.I. Express (Exh.)	7:30 p.m.
11	at Maine	7:30 p.m.
16	at Richmond	7 p.m.
19	North Texas	2 p.m.
21	Longwood	7 p.m.
26	at High Point	2 p.m.
28	at Virginia Tech	7 p.m.
Dec. 3	Towson*	2 p.m.
8	at Mount St. Mary's	7 p.m.
10	Howard	2 p.m.
21	at Norfolk State	7 p.m.
29	Radford	7 p.m.
Jan. 2	at Duquesne	7 p.m.
4	at Drexel*	7 p.m.
7	George Mason*	2 p.m.
11	UNC Wilmington*	7 p.m.
14	at James Madison*	2 p.m.
18	at Delaware*	7 p.m.
21	Northeastern*	2 p.m.
25	at Georgia State*	6 p.m.
28	at Old Dominion*	2 p.m.
Feb. 1	Drexel*	7 p.m.
4	James Madison*	2 p.m.
8	at Hofstra*	7 p.m.
11	at UNC Wilmington*	2 p.m.
15	at Virginia Commonwealth*	7 p.m.
18	Old Dominion*	2 p.m.
22	Georgia State*	7 p.m.
25	at George Mason*	7 p.m.
Mar. 8-11	CAA Tournament	TBA

CHARLOTTE



Amanda Butler
Head Coach

December 2, 2006
Cassell Coliseum
Blacksburg, Va.



Courtney Williams



49ers' Quick Facts

Location: Charlotte, N.C.
Founded: 1946
Enrollment: 20,772
Conference: Atlantic 10
Nickname: 49ers
Colors: Green and White
Arena: Halton Arena (9,105)
Chancellor: Dr. Philip L. Dubois
Athletics Director: Judy Rose
2005-06 Record: 21-9
2005-06 Conf. Record/Finish: 13-3/t-1st
2005-06 Postseason: WNIT, second round
Record vs. Virginia Tech: 8-11

SID: Thomas E. Whitestone
WBB Contact: Brent Stastny
SID Office Phone: (704) 687-6313
E-Mail: bmstastn@email.uncc.edu
Address: 9102 University City Blvd.
Miltimore-Wallis Center, Second Floor
Charlotte, NC 28223
Fax: (704) 687-4918
Press Row: (704) 687-4999
Web Site: www.charlotte49ers.com
Head Coach: Amanda Butler (Florida, '95)
Record at Charlotte (years): 21-9 (1)
Career Record: Same
Assistants: Brenda Kirkpatrick (Wake Forest, '00), David Lowery (Mississippi State, '00) and Janna Magette (Davidson, '02)

2006-07 Roster

No.	Name	Pos.	Ht.	Yr.	Hometown/Previous School
1	Jabrenta Hubbard*	G	5-6	Jr.	Las Vegas, Nev./Northern Colorado University
3	Tameka Smith	F	6-1	Jr.	Dallas, Texas/Lincoln H.S.
10	Erin Floyd	F	6-0	Fr.	Sickerville, N.J./Timber Creek H.S.
11	Traci Ray	G	5-5	So.	Cypress, Texas/Cypress Fair H.S.
15	Whitney Hoey	G	5-5	Jr.	Cowpens, S.C./Broome County H.S.
20	Ashley Spriggs	F	6-0	Fr.	Mitchellville, Md./Bishop McNamara H.S.
22	Aysha Jones	G	5-8	Fr.	Pittsburgh, Penn./Oakland Catholic H.S.
23	Tyhiesha Smith	F	5-11	Jr.	Augusta, Ga./Glenn Hills H.S.
32	Wendy Stywalt	G	5-8	Fr.	Charlottesville, N.C./Vance H.S.
33	Courtney Williams	F	6-2	Sr.	Fayetteville, N.C./Seventy-First H.S.
34	Kelsey McAadoo	F	6-3	Fr.	Norfolk, Va./Maury H.S.
40	Emi McCullough	G	5-8	Fr.	ChIPLEY, Fla./ChIPLEY H.S.
44	Sabrina Gregory	G	5-9	Jr.	Fayetteville, N.C./E.E. Smith H.S.
45	B.J. Cade	F	6-2	Fr.	Lawrenceville, Ga./Collins Hill H.S.
55	Danielle Burgin	F/C	6-5	So.	Asheville, N.C./Asheville H.S.

* - will sit out the 2006-07 season after transferring from Northern Colorado

2005-06 Results

Date	Opponent	Result
Nov. 19	Appalachian State	W, 84-58
22	Western Kentucky	L, 87-80
25	Loyola Marymount ¹	W, 82-74
26	UCLA ¹	L, 87-71
30	Florida	L, 93-80
Dec. 2	at UNC-Wilmington	W, 74-54
5	Winthrop	W, 59-57
7	Davidson	W, 79-60
18	Old Dominion	L, 79-69
28	Murray State	W, 90-65
30	at Houston	W, 80-71
Jan. 3	Xavier*	W, 76-72
6	at Temple*	L, 77-69
8	at Fordham*	W, 70-64
15	Massachusetts*	W, 71-61
20	Saint Joseph's*	W, 81-50
22	at Duquesne*	W, 86-57
27	Richmond*	W, 60-56
29	La Salle*	W, 77-57
Feb. 3	at Dayton*	W, 86-74
5	at Xavier*	W, 63-55
10	St. Bonaventure*	W, 73-39
12	at Duquesne*	W, 79-72
17	at Richmond*	L, 82-64
19	Saint Louis*	W, 65-58
24	Rhode Island*	W, 74-67
26	at George Washington*	L, 69-65
Mar. 4	Duquesne ²	L, 56-45
17	James Madison ³	W, 70-62
20	Western Kentucky ⁴	L, 81-68

1 - Loyola Marymount Thanksgiving Classic
2 - A-10 Tournament in Philadelphia, Penn.
3 - WNIT at Charlotte, N.C.
4 - WNIT at Bowling Green, Kent.

2006-07 Schedule

Date	Opponent	Time
Nov. 10	Arkansas State	8:30 p.m.
14	at Minnesota	8 p.m.
17	Saint Francis (PA)	7 p.m.
20	UNC Greensboro	7 p.m.
24	vs. Wyoming ¹	7 p.m.
25	at Colorado ²	9:30 p.m.
Dec. 2	at Virginia Tech	7 p.m.
4	Charleston Southern	6 p.m.
9	at Davidson	5 p.m.
17	Old Dominion	1 p.m.
21	Houston	7 p.m.
29	vs. Tulsa ²	5:30 p.m.
30	St. Peter's/Ball State ²	TBA
Jan. 2	at Clemson	7 p.m.
5	Winthrop	7 p.m.
9	Saint Louis*	7 p.m.
12	Dayton*	7 p.m.
14	Xavier*	2 p.m.
18	at Richmond*	7 p.m.
21	Duquesne*	2 p.m.
26	at Rhode Island*	7 p.m.
28	at Massachusetts*	2 p.m.
3	at Saint Louis*	8 p.m.
8	Fordham*	7 p.m.
11	at Saint Joseph's*	2 p.m.
15	George Washington*	7 p.m.
18	Temple*	6 p.m.
22	at La Salle*	7 p.m.
25	at St. Bonaventure*	1 p.m.
Mar. 2-5	at Atlantic 10 Tournament	TBA

1 - Colorado Coors Classic in Boulder, Colo.
2 - St. Peter's Holiday Classic in Jersey City, N.J.

LIBERTY



Carey Green
Head Coach

December 5, 2006
Vines Center
Lynchburg, Va.



Allyson Fasnacht



Lady Flames' Quick Facts

Location: Lynchburg, Va.
Founded: 1971
Enrollment: 21,558
Conference: Big South
Nickname: Lady Flames
Colors: Red, White and Blue
Arena: Vines Center (8,500)
Executive Vice President: Dr. Ronald Godwin
Athletics Director: Jeff Barber
2005-06 Record: 25-6
2005-06 Conf. Record/Finish: 13-1/1st
2005-06 Postseason: NCAA first round
Final ranking last year (poll): N/A
Record vs. Virginia Tech: 0-11

SID: Todd Wetmore
WBB Contact: Paul Carmany
SID Office Phone: (434) 582-2292
E-Mail: pjcarmany@liberty.edu
Address: 1971 University Blvd.
Lynchburg, VA 24502
Fax: (434) 582-2076
Press Row: (434) 582-7451
Web Site: www.LibertyFlames.com
Head Coach: Carey Green (Coastal Carolina '79)
Record at Liberty (years): 166-52 (7)
Career Record: Same
Assistants: Kelley Deyo (Notre Dame '01), Heather Stevens (Wyoming '03), Olaf Lange (Berman Basketball Federation, '97)

2006-07 Roster

No.	Name	Pos.	Ht.	Yr.	Hometown/Previous School
4	Courtney Watkins	G	5-9	Jr.	Bristol, Tenn./Tennessee H.S.
10	Allyson Fasnacht	G	5-8	Jr.	Salem, Va./Glenvar H.S.
11	Leslie Jones	G/F	5-10	Sr.	Raleigh, N.C./Raleigh Christian H.S.
12	Michelle Parker	G	5-8	Sr.	Miami, Fla./Northwest Christian H.S.
15	Karolina Piotrkiewicz	F	6-3	Sr.	Calais, France/Xavier University
21	Jamie Feagin	F	5-11	Sr.	Lockport, N.Y./Wilson H.S.
22	Rachel Hammond	G	5-9	So.	Clearwater, Fla./Clearwater H.S.
23	Egle Smigelskaite	F	6-3	Jr.	Klaiped, Lithuania/Simon Dach Secondary
25	Rebecca Lightfoot	G/F	6-2	So.	Liburn, Ga./Providence Christian H.S.
35	Alexandria Bream	G	5-9	So.	Elizabethtown, Penn./Lower Dauphin H.S.
40	Megan Frazee	G/F	6-3	So.	Xenia, Ohio/Xenia Christian H.S.
41	Molly Frazee	G/F	6-2	So.	Xenia, Ohio/Xenia Christian H.S.
42	Moriah Frazee	F	6-3	So.	Xenia, Ohio/Xenia Christian H.S.
45	Roli Ann Nikagbaste	G/F	5-11	Jr.	Berlin, Germany/Patterson H.S.

2005-06 Results

Date	Opponent	Result
Nov. 18	Virginia Union	W, 74-49
21	at North Carolina	L, 36-87
26	William & Mary	W, 73-56
Dec. 3	vs. Southern Miss ¹	W, 71-60
4	vs. N.C. State ¹	L, 69-83
10	at Virginia Tech	L, 60-70
16	Southern Methodist	W, 71-61
19	at Norfolk State	W, 75-50
29	vs. Florida ²	L, 50-73
30	vs. Rhode Island ²	W, 67-57
Jan. 3	American	W, 66-42
10	Loyola (MD)	W, 70-63
14	Charleston Southern	W, 78-41
16	Coastal Carolina	W, 70-61
21	Winthrop	W, 56-44
25	at High Point	L, 55-64
28	at Birmingham-Southern	W, 51-40
Feb. 1	at Longwood	W, 77-50
4	at Radford	W, 58-50
7	UNC-Asheville	W, 66-50
11	at Coastal Carolina	W, 58-51
13	at Charleston Southern	W, 63-49
18	High Point	W, 62-53
22	Winthrop	W, 61-51
25	at UNC-Asheville	W, 67-60
27	Birmingham-Southern	W, 60-47
Mar. 4	Radford	W, 69-58
7	Charleston Southern ³	W, 62-46
10	Winthrop ³	W, 53-45
11	High Point ³	W, 53-50
18	DePaul ⁴	L, 43-68

1 - N.C. State Tournament in Raleigh, N.C.
2 - Florida Tournament in Gainesville, Fla.
3 - Big South Championship in Lynchburg, Va.
4 - NCAA Tournament in Chicago, Ill.

2006-07 Schedule

Date	Opponent	Time
Nov. 11	Norfolk State	7 p.m.
14	at George Mason	7 p.m.
16	Columbia Union	7 p.m.
20	at Virginia	7 p.m.
25	at Binghamton	1 p.m.
29	at James Madison	7 p.m.
Dec. 5	Virginia Tech	7 p.m.
9	at George Washington	2 p.m.
16	Virginia Union	2 p.m.
19	Texas-Arlington*	TBA
20	Pittsburgh*	TBA
29	Marist [^]	TBA
30	Maryland/UNC Greensboro [^]	TBA
Jan. 2	American	7 p.m.
5	Longwood	7 p.m.
13	at Coastal Carolina	TBA
15	at Charleston Southern	7 p.m.
20	at High Point	TBA
22	Winthrop	7 p.m.
27	Radford	7 p.m.
Feb. 3	at UNC Asheville	3 p.m.
5	Birmingham-Southern	7 p.m.
10	High Point	3 p.m.
13	at Winthrop	7 p.m.
17	Coastal Carolina	7 p.m.
19	Charleston Southern	7 p.m.
24	UNC Asheville	7 p.m.
26	at Birmingham-Southern	7 p.m.
Mar. 3	at Radford	7 p.m.
8-10	Big South Championship	TBA

* - Caribbean Classic in Cancun, Mexico
[^] - Maryland Terrapin Classic in College Park, Md.

2006-2007 OPPONENTS

EAST TENNESSEE STATE



Karen Kemp
Head Coach

December 18, 2006
Cassell Coliseum
Blacksburg, Va.



Nichelle Akers



Lady Bucs' Quick Facts

Location: Johnson City, Tenn.
Founded: 1911
Enrollment: 12,100
Conference: Atlantic Sun
Nickname: Buccaneers (Lady Bucs)
Colors: Navy Blue & Old Gold
Arena: Memorial Center (13,000)
President: Dr. Paul E. Stanton, Jr.
Athletics Director: Dave Mullins
2005-06 Record: 18-10
2005-06 Conf. Record/Finish: 14-6/
2005-06 Postseason: NA
Record vs. Virginia Tech: 7-8

SID: Michael White
WBB Contact: Kevin Brown
SID Office Phone: (423) 439-5612
E-Mail: brownk@etsu.edu
Address: PO Box 70641
Johnson City, TN 37614
Fax: (423) 439-6138
Press Row:
Web Site: ETSUBucs.com
Head Coach: Karen Kemp (Berry College, '85)
Record at ETSU (years): 153-181 (12)
Career Record: same
Assistants: DeShawne Blocker (ETSU, '95), Matt Smith (Longwood University '88) and Eric White (University of Monevallo, '96)

2006-07 Roster

No.	Name	Pos.	Ht.	Cl.	Hometown/Previous School
3	Holly Moring	G	5'9"	Sr.	Irmo, S.C./Dutch Fork
10	Brooke Wilhoit	G	5'8"	Sr.	Sevierville, Tenn./Sevier County
12	Alisha Holmes	G	5'6"	Jr.	Orangeburg, S.C./Orangeburg-Wilkinson
20	Michele DeVault	G/F	5'11"	Jr.	Columbus, Ohio/Upper Arlington
23	Nichelle Akers	G/F	5'10"	Jr.	Sumter, S.C./Crestwood
24	Jenny Norman	C/F	6'2"	Jr.	Peachtree City, Ga./Starrs Mill
34	Kelly Turman	G/F	5'11"	Jr.	Atlanta, Ga./G.W. Carver
22	TaRonda Wiles	G	5'10"	Fr.	Danville, Va./Dan River
32	Devin Thompson	F	6'1"	Fr.	Smyrna, Tenn./Smyrna
21	Brianna McClelland	F	5'11"	Fr.	Douglas, Ga./Coffee
50	Latisha Belcher	F	6'1"	Fr.	Ridgeway, Va./Magna Vista
44	Siarre Evans	G/F	5'10"	Fr.	Griffin, Ga./Spalding

2005-06 Results

Date	Opponent	Result
Nov. 20	at Mississippi State	W, 78-53
23	at Cincinnati	L, 58-82
29	EKU	W, 81-74
Dec. 1	Belmont*	W, 66-52
3	Lipscomb*	W, 74-50
7	at College of Charleston	W, 59-55
11	at Western Kentucky	L, 56-86
21	at Appalachian State	L, 73-85
28	SEMO	W, 81-74
Jan. 2	KSU*	W, 74-66
5	at North Florida*	W, 80-59
7	at Jacksonville*	W, 84-72
12	FAU*	L, 71-79
16	at Kennesaw State*	W, 69-55
19	Campbell*	W, 73-63
21	GWU*	L, 68-72
26	at Stetson*	W, 61-51
28	at Mercer*	L, 57-61
Feb. 4	at Florida Atlantic*	L, 76-85
9	Jacksonville*	W, 74-53
11	North Florida*	W, 82-52
16	at Lipscomb*	W, 85-59
18	at Belmont*	L, 50-70
23	Mercer*	W, 62-47
25	Stetson*	W, 80-59
Mar. 2	at Gardner-Webb*	L, 50-74
4	at Campbell*	W, 56-36
9	vs Mercer*	L OT, 56-59

2006-07 Schedule

Date	Opponent	Time
Nov. 10	at North Carolina	7 p.m.
12	at South Carolina	3 p.m.
17	Davidson	7 p.m.
21	Appalachian State	7 p.m.
24	Georgetown	7 p.m.
27	at UNC Asheville	7 p.m.
30	at Mercer*	5:30 p.m.
Dec. 2	at Stetson*	2 p.m.
15	at Southeast Missouri	8 p.m.
18	at Virginia Tech	7 p.m.
20	Radford	7 p.m.
30	at Eastern Kentucky	7 p.m.
Jan. 4	Lipscomb*	4:45 p.m.
6	Belmont*	2 p.m.
11	at Campbell	7 p.m.
13	at Gardner-Webb	2 p.m.
18	North Florida*	7 p.m.
20	Jacksonville*	1:30 p.m.
27	at Kennesaw State*	2 p.m.
Feb. 1	at Belmont*	8 p.m.
3	at Lipscomb*	5 p.m.
8	Gardner-Webb*	7 p.m.
10	Campbell*	2 p.m.
15	at Jacksonville*	7 p.m.
17	at North Florida*	2 p.m.
24	Kennesaw State*	1:30 p.m.
Mar. 2	Stetson*	1 p.m.
4	Mercer*	2 p.m.
8-10	A-Sun Tournament	TBA

ALABAMA-BIRMINGHAM



Audra Smith
Head Coach

December 21, 2006
Bartow Arena
Birmingham, Ala.



Carmen Guzman



Blazers' Quick Facts

Location: Birmingham, Ala.
Founded: 1969
Enrollment: 16,693
Conference: Conference USA
Nickname: Blazers
Colors: Forest Green and Old Gold
Arena: Bartow Arena (8,500)
President: Dr. Carol Garrison
Interim Athletics Director: Richard Margison
2005-06 Record: 14-14
2005-06 Conf. Record/Finish: 7-9/7th
2005-06 Postseason: NA
Record vs. Virginia Tech: First meeting

SID: Norm Reilly
WBB Contact: Michelle Cunningham
SID Office Phone: (205)934-0725
E-Mail: mcunning@uab.edu
Address: 105 Bartow Arena
1530 3rd Ave. South
Birmingham, AL 35294-1160
Fax: (205)934-7505
Press Row:
Web Site: www.uabsports.com
Head Coach: Audra Smith (Virginia, '92)
Record at UAB (years): 21-35 (2)
Career Record: same
Assistants: Kathy Allen (Virginia, '02), Daryl Oliver (Richmond, '98), JoVanka J. Ward (Hampton '98) and Laura Waldrop (UAB, '06)

2006-07 Roster

No.	Name	Pos.	Ht.	Cl.	Hometown/Previous School
1	Crystal McFadden	G	5-10	Sr.	New York, N.Y./Murry Bertraum HS
3	Breanna Settles	G	5-7	Fr.	San Diego, Calif./La Jolla Country Day School
11	Brittany Davidson	G	5-6	Fr.	Meridian, Miss./Meridian HS
12	Diamond Rogers	F	5-11	Jr.	Jackson, Miss./Murrah HS
15	LaKitha Murray	G	5-7	Jr.	Tuscaloosa, Ala./Bryant HS
20	Erica Simpson	F	6-0	Fr.	Gary, Ind./West Side HS
22	Carmen Guzman	G	5-9	Sr.	New York, N.Y./Murry Bertraum HS
23	Candace White	G	6-0	Sr.	Monroeville, Ala./Okaloosa-Walton College
25	Britney Jones	G	5-7	So.	Chicago, Ill./Marshall HS
32	Fatiha Salaam	G	5-9	Fr.	Atlanta, Ga./W.D. Mohammed HS
33	Brianna Berry	F	6-1	So.	Flint, Mich./Southwestern Academy
45	Shimena Moore	F	5-10	Sr.	Harvest, Ala./Okaloosa Walton College
50	Amanda Scott	F/C	6-2	Fr.	Vinemont, Ala./West Point HS
52	Christon Ingram	F	6-4	Jr.	Stone Mountain, Ga./Stone Mountain HS

2005-06 Results

Date	Opponent	Result
Nov. 18	Georgia Tech	L, 68-55
22	at Louisiana-Monroe	L, 70-68
28	Jackson State	W, 73-62
30	at Chattanooga	L, 84-58
Dec. 3	at Ole Miss	L, 71-52
6	Alabama	W, 70-62
18	Alabama A&M ¹	W, 82-77
19	Middle Tennessee State ¹	W, 71-69
21	Western Kentucky	W, 66-61
29	Mississippi State	W, 73-59
Jan. 2	South Alabama	W, 70-61
6	East Carolina*	L, 59-53
8	Marshall*	L, 75-65
13	at Tulsa*	W, 60-57
15	at SMU*	L, 54-49
20	at Memphis*	W, 61-58
22	at UTEP	L, 72-69
27	Southern Mississippi*	W, 73-70
29	UCF*	W, 90-78
Feb. 2	Memphis*	W, 101-60
6	Tulane*	L, 86-84
10	Marshall*	L, 82-78
12	at East Carolina*	W, 30T 96-94
17	at UCF*	W, 74-65
19	at Southern Mississippi*	L, 76-66
24	Rice*	L, 83-69
26	Houston*	L, 74-71
Mar. 2	East Carolina ²	L, 47-46

2006-07 Schedule

Date	Opponent	Time
Nov. 12	at Florida State	TBA
14	Mississippi	7 p.m.
17	Louisiana-Monroe	7 p.m.
20	Chattanooga	7 p.m.
27	at Jackson State	TBA
30	Vanderbilt	7 p.m.
Dec. 3	at Mississippi State	TBA
18	Florida Atlantic	6 p.m.
19	Alabama State/Hampton	TBA
21	Virginia Tech	7 p.m.
28	at Cavalier Classic	TBA
29	at Cavalier Classic	TBA
Jan. 2	at Memphis	TBA
5	Tulsa	7 p.m.
7	SMU	2 p.m.
12	at UCF	TBA
14	at Southern Mississippi	TBA
18	East Carolina	7 p.m.
20	Marshall	TBA
27	Memphis	6 p.m.
Feb. 1	East Carolina	7 p.m.
3	at Marshall	TBA
7	UTEP	7 p.m.
10	at Tulane	TBA
15	UCF	7 p.m.
17	Southern Mississippi	6 p.m.
22	at Rice	7 p.m.
24	at Houston	TBA
Mar. 1-4	C-USA Tournament	TBA

1 - at Birmingham, Alabama
2 - C-USA Tournament in Dallas, Texas

WINSTON-SALEM STATE



Dee Stokes
Head Coach

December 28, 2006
Lady Luck Classic
Cassell Coliseum
Blacksburg, Va.



Shalonda Carter



Lady Rams' Quick Facts

Location: Winston-Salem, N.C.
Founded: 1892
Enrollment: 5,557
Conference: Independent
Nickname: Lady Rams
Colors: Red and White
Arena: C.E. Gaines Center (3,200)
Interim Chancellor: Dr. Michelle Howard-Vital
Athletics Director: Dr. Percy "Chico" Caldwell
2005-06 Record: 10-18
2005-06 Conf. Record/Finish: 5-11 CIAA/5th
2005-06 Postseason: N/A
Record vs. Virginia Tech: First Meeting

SID:
WBB Contact: Chris Zona
SID Office Phone: (336) 750-2143
E-Mail: zonac@wssu.edu
Address: 200 C.E. Gaines Center
c/o Dept. of Athletics
Winston-Salem, N.C. 27110
Fax: (336) 751-2144
Press Row: (336) 750-2143
Web Site: www.WSSURAMS.com
Head Coach: Dee Stokes (UNC-Charlotte, '93)
Record at WSSU (years): 0-0 (1)
Career Record: 50-52 (4 years)
Assistant: Trevor Lampman (Winthrop, '96)

2006-07 Roster

No.	Name	Pos.	Ht.	Yr.	Hometown/Previous School
1	Tierra Rudd	G	5-7	Jr.	Greensboro, N.C./Robert B. Glenn H.S.
3	Kadina Baldwin	G	5-4	Sr.	Fayetteville, N.C./Westover High School
5	Ja'Pel Sumpter	G	5-7	Fr.	Chester, S.C./Chester H.S.
12	Richea Harris	G	5-4	So.	Jonesboro, Ga./Fayette Count H.S.
15	Keoshia Worthy	G	5-7	Jr.	Augusta, Ga./USC Upstate
20	Candace Saunders	F	6-0	So.	Greensboro, N.C./Dudley H.S.
22	Latoya Armstrong	G	5-4	Sr.	Rocky Mount, N.C./Campbell University
23	Lavontay Johnson	F	5-11	So.	Charlotte, N.C./E.E. Waddell H.S.
33	Akebia Williams	G	5-6	So.	Fayetteville, N.C./Southview H.S.
40	Shalonda Carter	F	6-1	r-Sr.	Fayetteville, N.C./Westover High School

2005-06 Results

Date	Opponent	Result
(10-18, 5-11 CIAA)		
Nov. 15	Queens (N.C.)	W, 78-59
18	Barton	W, 73-62
19	Georgia College & State	L, 64-58
22	Wingate	W, 76-74
25	at Wingate	L, 75-61
26	at Claflin	L, OT 56-49
29	at Bowie State	L, 76-50
Dec. 6	at Appalachian State	L, 64-51
17	Pfeiffer	W, 66-52
19	Lenoir-Rhyne	W, 61-50
30	at Charleston, WVa.	L, 92-64
31	at West Virginia State	L, 61-47
Jan. 3	Elizabeth City State	L, 71-63
5	at Virginia Union	L, 50-48
10	Saint Augustine's	W, 60-41
14	at Livingstone	L, 59-58
19	at Shaw	L, 68-55
21	St. Paul's	W, 65-45
24	at Virginia State	L, 68-62
28	Johnson C. Smith	L, 67-56
31	Fayetteville State	L, 73-72
Feb. 4	at North Carolina Central	L, 63-55
7	at Saint Augustine's	L, 72-65
11	at Johnson C. Smith	L, 61-58
14	Livingstone	W, 67-60
19	at Fayetteville State	W, 74-57
21	North Carolina Central	W, 70-58
27	at Bowie State ¹	L, 52-51

1 - CIAA Tournament in Charlotte, N.C.

2006-07 Schedule

Date	Opponent	Time
Nov. 2	West Virginia Tech (Exh.)	7 p.m.
12	at North Carolina	2 p.m.
14	at Towson	7 p.m.
17	at Auburn	5:30 p.m.
19	at Alabama State	5 p.m.
25	Johnson C. Smith	2 p.m.
27	at Norfolk State	7 p.m.
29	Delaware State	7 p.m.
Dec. 2	NJIT	5 p.m.
5	Appalachian State	7 p.m.
9	at Maryland Eastern Shore	2 p.m.
14	at Elon	7 p.m.
16	Norfolk State	2 p.m.
19	Towson	7 p.m.
21	at Bethune-Cookman	7 p.m.
28	at Virginia Tech ¹	7 p.m.
29	vs New Hampshire/Detroit ¹	4:30 p.m.
31	USC Aiken	2 p.m.
Jan. 4	at Georgia Tech	7 p.m.
6	Livingstone	2 p.m.
9	at Radford	7 p.m.
13	Maryland Eastern Shore	2 p.m.
20	at Savannah State	3 p.m.
24	at Delaware State	7 p.m.
26	Wake Forest	7 p.m.
30	at Navy	7 p.m.
Feb. 3	at Morgan State	2 p.m.
8	Bethune-Cookman	7 p.m.
13	at Longwood	7 p.m.
21	Savannah State	7 p.m.

1 - at Lady Luck Classic in Blacksburg, Va.

DETROIT



Mickey Barrett
Head Coach

December 29, 2006
Lady Luck Classic
Cassell Coliseum
Blacksburg, Va.



Lauren Yurgens



Titans' Quick Facts

Location: Detroit, Mi.
Founded: 1877
Enrollment: 5,600
Conference: Horizon League
Nickname: Titans
Colors: Red, White and Blue
Arena: Calihan Hall (8,295)
President: Fr. Gerald Stockhausen, S.J.
Athletics Director: Brad Kinsman
2005-06 Record: 11-17
2005-06 Conf. Record/Finish: 8-8/5th
2005-06 Postseason: N/A
Record vs. Virginia Tech:

SID: Mark Engel
WBB Contact: Patrick Moore
SID Office Phone: (313) 993-1745
E-Mail: moorepi@udmercy.edu
Address: 4001 W. McNichols Road
Calihan Hall
Detroit, MI 48221
Fax: (313) 993-1765
Press Row: (313) 993-1750
Web Site: www.DetroitTitans.com
Head Coach: Mickey Barrett
Record at Detroit (years): 35-50 (3)
Career Record: same
Assistants: Julie Pagel, LaTonya Tate

2006-07 Roster

No.	Name	Pos.	Ht.	Yr.	Hometown/Previous School
1	Kandace Evans	G	5-7	Jr.	Southfield, Mich./Southfield/Wisconsin
2	Zemora Davis	G	5-9	So.	Detroit, Mich./Community
3	Stephanie Carvin	G	5-8	So.	Detroit, Mich./Mumford
5	Lauren Yurgens	F	6-1	Sr.	Lake Orion, Mich./Lake Orion
12	Shawanna Stubblefield	G	5-7	Jr.	Flint, Mich./Flint Northern
21	Marcella Cavitt	G/F	5-9	So.	Detroit, Mich./Cody
22	Joyce Massey*	G	5-9	Jr.	Detroit, Mich./King/UMass
32	Katy Dunlop	C/F	6-4	Jr.	Chatham, Ontario/Ursuline College
33	Dominica Whittaker	C/F	6-3	So.	Mississauga, Ontario/O. L. Mt. Carmel
42	Sandi Brown	G/F	5-11	So.	Toledo, Ohio/Roy C. Start
	India Bruster**	C	6-4	Jr.	Cleveland, Ohio/Cent. Cath./S. Illinois
	Heather Hatter	C	6-1	Fr.	Howell, Mich./Howell

* - sat out 2005-06 per NCAA transfer rules

** - will be eligible at the end of the fall semester in December

2005-06 Results

Date	Opponent	Result
(11-17, 8-8 Horizon)		
Nov. 13	Findlay (exh)	W, 64-48
18	Western Carolina	W, 75-72
20	at Kansas State	L, 55-91
22	at Kansas	L, 68-70
26	at Cincinnati	L, 55-71
30	Bowling Green	L, 67-78
Dec. 2	Pepperdine	W, 72-64
4	Western Michigan	L, 78-89
7	at Michigan State	L, 52-77
10	Kentucky	L, 65-74
17	Texas A&M @	L, 54-72
18	Jackson State/UNLV @	W, 78-64
29	UW-Milwaukee	L, 56-74
31	at Cleveland State	L, 67-76
Jan. 5	Loyola	W, 88-73
7	at Youngstown State	W, 77-48
12	at Butler	W, 71-69
16	Wright State	W, 68-59
21	Youngstown State	W, 69-62
26	at UIC	L, 52-75
28	at Loyola	W, 78-57
Feb. 1	UW-Green Bay	L, 63-73
6	Butler	L, 65-71
9	at Wright State	W, 55-45
11	Cleveland State	W, 78-46
16	at UW-Milwaukee	L, 55-69
18	at UW-Green Bay	L, 58-71
25	UIC	L, 62-67
Mar. 2	at Butler %	L, 45-58

@ Denotes UNLV Duel in the Dessert (Las Vegas, NV)

% Quarterfinal game hosted by Top-4 Seed

2006-07 Schedule

Date	Opponent	Time
Nov. 7	Northwood (Exh.)	5:00 p.m.
11	Bowling Green	TBA
14	Buffalo	7:00 p.m.
17	at Western Michigan	7:00 p.m.
20	at Michigan	TBA
28	at Kentucky	TBA
Dec. 2	at Louisiana State	TBA
6	at East Michigan	TBA
9	Northern Iowa	TBA
15	DePaul	TBA
19	at Cancun Tournament	TBA
20	at Cancun Tournament	TBA
28	at Lady Luck Classic	TBA
29	at Lady Luck Classic	TBA
Jan. 4	UW-Green Bay	TBA
6	UW-Milwaukee	TBA
11	at Cleveland State	TBA
13	at Youngstown State	TBA
18	Butler	TBA
20	Wright State	TBA
25	at Illinois-Chicago	TBA
27	at Loyola	TBA
Feb. 1	at UW-Milwaukee	TBA
3	at UW-Green Bay	TBA
8	Youngstown State	TBA
10	Cleveland State	TBA
15	at Wright State	TBA
17	at Butler	TBA
22	Loyola	TBA
24	Illinois-Chicago	TBA
Mar.5-11	Horizon League Tournament	TBA

2006-2007 OPPONENTS

NEW HAMPSHIRE



Sue Johnson
Head Coach

December 29, 2006
Lady Luck Classic
Cassell Coliseum
Blacksburg, Va.



Danielle Clark



Wildcats' Quick Facts

Location: Durham, N.H.
Founded: 1866
Enrollment: 13,900
Conference: America East
Nickname: Wildcats
Colors: Blue and White
Arena: Lundholm Gym (3,500)
President: J. Bonnie Newman
Athletics Director: Marty Scarano
2005-06 Record: 15-13
2005-06 Conf. Record/Finish: 7-9/6th
2005-06 Postseason: NA
Record vs. Virginia Tech: First Meeting

SID: Scott Stapin
WBB Contact: Shaun Russell
SID Office Phone: (603) 862-0717
E-Mail: shaun.russell@unh.edu
Address: 151 Field House
145 Main Street
Durham, N.H. 03824
Fax: (603) 862-2829
Press Row: (603) 862-3181
Web Site: www.unhwildcats.com
Head Coach: Sue Johnson (Yale, '86)
Record at New Hampshire (years): 124-130 (9)
Career Record: same
Assistants: Gretchen Browne (Ga. Southern '85), Emily Caschera (New Hampshire, '03), Helen Ridley (Quinnipiac '05) and Jen MacAulay (Vermont, '02)

2006-07 Roster

No.	Name	Pos.	Ht.	Yr.	Hometown/Previous School
1	Jenelle DeVitts	G	5-6	So.	Malden, Mass./Malden
2	Racheal Fowler	F	6-2	Fr.	Glassboro, N.J./Glassboro
3	Althena Gaines	G	5-9	Fr.	Glassboro, N.J./Glassboro
4	Kelley Haines	G	5-9	So.	Newtown, Conn./Newtown
5	Chrissy Hall	F	6-0	Fr.	Northbridge, Mass./Northbridge
6	Jenny McDade	G	5-11	Fr.	Derry, N.H./Pinkerton Academy
7	Candace Williams	F	6-1	Fr.	Norfolk, Mass./St. Raphael (R.I.)
8	Whitney Edwards	G	5-6	Sr.	Mount Vernon, N.Y./Trinity Catholic (Conn.)
9	Ashley Cerniglia	G	5-10	Jr.	Pittsford, N.Y./Sutherland
10	Salée-Marie Johnson	G	5-7	Sr.	Brampton, Ontario/St. Augustine Secondary
11	Danielle Flowers	F	6-1	So.	Chalfont, Penn./Central Bucks South
12	Megan Connolly	G	5-8	Sr.	Nashua, N.H./Nashua
13	Lauren Weidmyer	G	5-7	Jr.	Staten Island, N.Y./St. Johns Villa
14	Danielle Clark	F	6-0	Sr.	Corinna, Maine/Nokomis Regional
15	Ray Williams	F	6-0	Sr.	Mississauga, Ontario/The Woodlands School

2005-06 Results

Date	Opponent	Result
Nov. 19	at Yale	W, 75-59
22	Marist	W, 62-48
26	Cornell ¹	W, 75-72
27	Boston College ¹	L, 58-85
Dec. 1	at Wagner	W, 74-52
4	Massachusetts	W, 59-43
7	at Colgate	W, 69-45
11	at Northeastern	L, 47-52
29	vs Towson ²	W OT, 70-69
30	at Lehigh	W OT, 66-58
Jan. 4	UMBC*	W, 68-61
7	at Binghamton*	L, 54-74
11	at Dartmouth	L, 56-62
14	Stony Brook*	L, 69-72
18	Maine*	W, 63-59
21	at Albany*	L, 58-62
25	at Hartford*	L, 42-65
28	Vermont*	W, 70-62
Feb. 1	at Boston University*	W, 83-71
4	at UMB* ²	L, 53-65
9	Binghamton	W, 55-49
12	Hartford*	L, 49-56
15	at Stony Brook*	L, 56-62
18	at Maine*	L, 58-69
22	Albany*	W, 70-55
25	Boston University*	W, 76-63
Mar. 1	at Vermont*	L, 57-54
10	vs Boston University	L, 60-66

1 - New Hampshire Tournament
2 - Lehigh Tournament

2006-07 Schedule

Date	Opponent	Time
Nov. 3	Foreign (Exb.)	7 p.m.
11	Franklin Pierce (Scrimmage)	TBA
14	at Massachusetts	7 p.m.
17	Wagner	7 p.m.
22	at Army	7 p.m.
26	Iowa	1 p.m.
Dec. 1	at Central Connecticut	TBA
5	at Boston College	TBA
9	Colgate	1 p.m.
11	Northeastern	7 p.m.
28-29	at Virginia Tech Tournament	TBA
Jan. 4	at Maine*	TBA
7	at Hartford*	TBA
10	Dartmouth*	TBA
13	Stony Brook*	TBA
17	at Binghamton*	TBA
20	at UMB* ²	TBA
24	Boston University*	TBA
27	at Vermont*	TBA
31	Albany*	TBA
Feb. 3	Maine*	TBA
7	Hartford*	TBA
14	at Stony Brook	TBA
17	UMBC*	TBA
21	at Binghamton*	TBA
24	at Boston University*	TBA
28	Vermont*	TBA
Mar. 3	at Albany*	TBA

WAKE FOREST



Mike Petersen
Head Coach

January 2, 2007
Cassell Coliseum
Blacksburg, Va.

January 18, 2007
Lawrence Joel Memorial
Coliseum
Winston-Salem, N.C.



Corinne Groves



Demon Deacons' Quick Facts

Location: Winston-Salem, N.C.
Founded: 1834
Enrollment: 4,037
Conference: Atlantic Coast
Nickname: Demon Deacons
Colors: Old Gold and Black
Arena: Lawrence Joel Memorial Coliseum (14,407)
President: Dr. Nathan Hatch
Athletics Director: Ron Wellman
2005-06 Record: 12-16
2005-06 Conf. Record/Finish: 3-11/10th
2005-06 Postseason: NA
Record vs. Virginia Tech: 3-4

SID: Dean Buchan
WBB Contact: Scott Wortman
SID Office Phone: (336) 758-5640
E-Mail: wortmasm@wfu.edu
Address: P.O. Box 7426 Reynolds Station
Winston-Salem, NC 27104
Fax: (336) 758-5140
Press Row: (336) 727-2945
Web Site: www.wakeforestsports.com
Head Coach: Mike Petersen (NW Christian Col. '83)
Record at WFU (years): 29-31 (3)
Career Record: 217-158 (12 years)
Assistants: Fred Applin (Elon, '85) Natasha Adair (South Florida, '94) Amy Waugh (Xavier, '03)

2006-07 Roster

No.	Name	Pos.	Ht.	Yr.	Hometown/Previous School
2	Alex Tchanguioue	F	5-11	So.	Winston-Salem, N.C./Forsyth Country Day
5	Courtney Morris	G	5-11	Fr.	Parkdale, Md./Parkdale
10	Tiffany Roulhac	G	5-6	Fr.	Fayetteville, N.C./Terry Sanford
11	Yolanda Lavender	G	5-7	So.	Forestville, Md./Forestville
12	Jessie Cain	F	6-2	Fr.	Cincinnati, Ohio/Oak Hills
22	Christen Brown	F	6-2	Jr.	Dalton, Ga./Dalton HS
25	Jessica Bryant	C	6-4	Fr.	South Port, N.C./Conway
31	Sarah Riddle	C	6-5	r-Fr.	Murfreesboro, Tenn./Oakland
33	Corinne Groves	F	6-3	So.	Black Mountain, N.C./Owen
34	Melissa Washington	C	6-5	r-Jr.	Upper Marlboro, Md./Largo HS
44	Mekia Valentine	F/C	6-4	Fr.	Greensboro, N.C./Greensboro Day

2005-06 Results

Date	Opponent	Result
Nov. 18	Mercer	W, 85-56
26	at Davidson	OT W, 87-84
29	at Towson	L, 48-63
Dec. 2	vs. St. John's ¹	L, 38-69
3	vs. Miami (Ohio) ¹	W, 67-61
13	UNC Greensboro	L, 64-70
17	Coppin State	W, 80-51
19	Lipscomb	W, 101-38
22	at Rice	W, 69-67
28	at Richmond	L, 57-65
31	Kentucky	W, 82-77
Jan. 2	at Duke	L, 54-100
7	NC State	W, 65-64
15	at Clemson	L, 68-75
19	Virginia Tech	OT W, 77-71
22	at Georgia Tech	L, 61-66
27	North Carolina	L, 57-91
29	Maryland	OT L, 70-79
Feb. 2	at Boston College	L, 63-77
5	Miami	L, 71-79
9	at NC State	L, 60-73
12	Clemson	W, 82-70
18	Virginia	L, 70-81
21	Savannah State	W, 100-51
23	at Florida State	L, 57-70
26	at Virginia Tech	L, 42-76
Mar. 2	vs. No. 7 Virginia Tech ²	L, 60-73

1 - Mildred L & Roger White Invitational in Evanston, Ill.
2 - ACC Tournament in Greensboro, N.C.

2006-07 Schedule

Date	Opponent	Time
Nov. 1	LENOIR RHYNE (Exhibition)	7 p.m.
3	ANDERSON (Exhibition)	7 p.m.
10	vs. Washington State ¹	6 p.m.
12	vs./at Indiana/Kentucky ¹	11 a.m./1 p.m.
14	WESTERN CAROLINA	7 p.m.
17	HIGH POINT	7 p.m.
22	WOFFORD	7 p.m.
24	FLORIDA A&M	7 p.m.
29	TOWSON	7 p.m.
Dec. 2	CHARLESTON SOUTHERN	3 p.m.
14	at Wright State	7 p.m.
17	WINTHROP	3 p.m.
21	JAMES MADISON	7 p.m.
30	RICHMOND	3 p.m.
Jan. 2	at Virginia Tech	7 p.m.
5	CLEMSON (RSN)	7 p.m.
8	UNC ASHEVILLE	11 a.m.
11	at Virginia	7 p.m.
14	at NC State (RSN)	3 p.m.
18	VIRGINIA TECH	7 p.m.
21	at Maryland	2 p.m.
26	WINSTON-SALEM STATE	7 p.m.
28	GEORGIA TECH	3 p.m.
Feb. 1	NC STATE	7 p.m.
8	at Miami	7 p.m.
11	DUKE	3 p.m.
15	at Clemson	7 p.m.
18	BOSTON COLLEGE	3 p.m.
22	at North Carolina	7 p.m.
25	FLORIDA STATE	3 p.m.

1 - Kentucky Tournament at Lexington, Ky.

NORTH CAROLINA

DUKE



Sylvia Hatchell
Head Coach

January 4, 2007
Carmichael Auditorium
Chapel Hill, N.C.



Ivory Latta



Tar Heels' Quick Facts

Location: Chapel Hill, N.C.
Founded: 1789
Enrollment: 26,878
Conference: Atlantic Coast
Nickname: Tar Heels
Colors: Carolina Blue and White
Arena: Carmichael Auditorium (8,010)
Chancellor: Dr. James Moeser
Athletics Director: Dick Baddour
2005-06 Record: 33-2
2005-06 Conf. Record/Finish: 13-1/1st
2005-06 Postseason: NCAA, final four
Final ranking last year (poll): #1 (AP), #3 (USA Today/ESPN)
Record vs. Virginia Tech: 8-2

SID: Steve Kirschner
WBB Contact: Bobby Hundley
SID Office Phone: (919) 843-5678
E-Mail: dgelin@uncaa.unc.edu
Address: P.O. Box 2126, Chapel Hill, N.C. 27515
Fax: (919) 962-0612
Press Row: (919) 843-9509
Web Site: www.TarHeelBlue.com
Head Coach: Sylvia Hatchell (Carson-Newman '74)
Record at North Carolina (years): 445-188 (20)
Career Record: 717-268 (31 years)
Assistants: Andrew Calder (Coker '74), Tracy Williams-Johnson (UNC Pembroke '86), Charlotte Smith-Taylor (UNC '95)

2006-07 Roster

No.	Name	Pos.	Ht.	Yr.	Hometown/Previous School
2	Erlana Larkins	F	6-2	Jr.	Riviera Beach, Fla./The Benjamin School
3	Trinity Bursey	F	5-10	Fr.	Sanford, N.C./Western Harnett
11	Alex Miller	G	5-7	Jr.	Durham, N.C./Hillside
12	Ivory Latta	G	5-6	Sr.	McConnells, S.C./York Comprehensive
14	Heather Clayton	G	5-9	So.	Verona, Va./Fort Defiance
15	Christina DeWitt	F	6-3	So.	Little River, S.C./North Myrtle
20	Camille Little	F/G	6-1	Sr.	Winston-Salem, N.C./Carver
21	Iman McFarland	F	6-2	So.	Temple Hills, Md./Bishop McNamara
24	Meghan Austin	G	5-9	r-Jr.	Lynchburg, Va./Lafayette
30	LaToya Pringle	F/C	6-3	Jr.	Fayetteville, N.C./Seventy-First
32	Rashanda McCants	F	6-3	So.	Asheville, N.C./Asheville
34	Martina Wood	F/C	6-3	So.	Charlotte, N.C./Patterson School
51	Jessica Breland	F	6-3	Fr.	Kelford, N.C./Bertie

2005-06 Results

Date	Opponent	Result
Nov. 18	Davidson	W, 86-48
21	Liberty	W, 87-36
25	vs. Arizona State ¹	W, 79-72
26	vs. TCU ¹	W, 77-54
29	UNC-Asheville	W, 83-43
Dec. 1	Charleston Southern	W, 92-38
2	South Florida	W, 71-47
5	at Connecticut ²	W, 77-54
8	Wofford	W, 87-50
17	Coastal Carolina	W, 89-41
20	vs. Vanderbilt ³	W, 87-67
29	at Old Dominion	OT W, 88-80
31	College of Charleston	W, 101-48
Jan. 6	Clemson	W, 102-61
9	at Miami	W, 90-57
15	at NC State	W, 65-53
18	Georgia Tech	W, 85-56
22	Florida State	W, 68-51
27	at Wake Forest	W, 91-57
29	at Duke	W, 74-70
Feb. 2	NC State	W, 75-58
5	at Georgia Tech	W, 75-56
9	Maryland	OT L, 95-98
12	at Virginia	W, 72-60
17	at Virginia Tech	W, 84-75
20	Boston College	W, 69-62
25	Duke	W, 77-65
Mar. 3	vs. Virginia ⁴	W, 82-56
4	vs. NC State ⁴	W, 90-69
5	vs. Maryland ⁴	W, 91-80
18	vs. No. 16 UC-Riverside ⁵	W, 75-51
20	vs. No. 8 Vanderbilt ⁵	W, 89-70
26	vs. No. 4 Purdue ⁶	W, 70-68
28	vs. No. 2 Tennessee ⁶	W, 75-63
Apr. 2	vs. No. 2 Maryland ⁷	L, 70-81

1 - Caribbean Classic in Cancun, Mexico
2 - Jimmy V Classic in Raleigh, N.C.
3 - Myrtle Beach, S.C.
4 - ACC Tournament in Greensboro, N.C.
5 - at NCAA Tournament, Nashville, Tenn.
6 - at NCAA Tournament, Cleveland, Ohio
7 - at NCAA Tournament, Boston, Mass.

2006-07 Schedule

Date	Opponent	Time
Oct. 31	EA SPORTS (Exhibition)	7 p.m.
Nov. 5	CARSON NEWMAN (Exhibition)	2 p.m.
10	EAST TENNESSEE STATE	9 p.m.
12	WINSTON-SALEM STATE	5 p.m.
17	ELON	5 p.m.
24	vs. Sacramento State ¹	4 p.m.
25	vs. UCLA/Gonzaga ¹	TBA
26	vs. TBA ¹	TBA
30	UNC GREENSBORO	7 p.m.
Dec. 3	TENNESSEE (ESPN)	8 p.m.
6	WOFFORD	7 p.m.
10	WESTERN CAROLINA	2 p.m.
16	SOUTH CAROLINA STATE	5 p.m.
18	at Coastal Carolina ²	6 p.m.
20	vs. St. John's ²	7:30 p.m.
28	DELAWARE STATE	2 p.m.
30	TENNESSEE TECH	2 p.m.
Jan. 2	at Georgia Tech	7 p.m.
4	VIRGINIA TECH	7 p.m.
8	VIRGINIA (RSN)	7 p.m.
11	at Clemson	7 p.m.
15	CONNECTICUT (ESPN2)	7 p.m.
18	GEORGIA TECH	7 p.m.
21	NC STATE	2 p.m.
28	at Maryland (ESPN2)	7 p.m.
Feb. 1	at Boston College	7 p.m.
8	DUKE (ESPN2)	7 p.m.
12	at Florida State (RSN)	7 p.m.
16	at NC State (RSN)	7 p.m.
18	MIAMI	2 p.m.
22	WAKE FOREST	7 p.m.
25	at Duke (ESPN2)	5 p.m.

1 - Rainbow Wahine Thanksgiving Classic at Honolulu, HI
2 - at Myrtle Beach Convention Center



Gail Goestenkers
Head Coach

January 7, 2007
Cassell Coliseum
Blacksburg, Va.
January 29, 2007
Cameron Indoor Stadium
Durham, N.C.



Lindsey Harding



Blue Devils' Quick Facts

Location: Durham, N.C.
Founded: 1838 Trinity College
Enrollment: 6,347
Conference: Atlantic Coast
Nickname: Blue Devils
Colors: Royal Blue and White
Arena: Cameron Indoor Stadium (9,314)
President: Dr. Richard H. Brodhead
Athletics Director: Joe Alleva
2005-06 Record: 31-4
2005-06 Conf. Record/Finish: 12-2/t-2nd
2005-06 Postseason: NCAA Final Four
Final ranking last year (poll): No. 2 (USA Today/ESPN) and No. 4 (AP)
Record vs. Virginia Tech: 7-2

SID: Art Chase
WBB Contact: Lindy Brown
SID Office Phone: (919) 684-2664
E-Mail: lbrown@duaa.duke.edu
Address: Box 90557
Durham, N.C. 27708-0557
Fax: (919) 684-2489
Press Row: (919) 684-6186
Web Site: www.GoDuke.com
Head Coach: Gail Goestenkers (Saginaw Valley State '85)
Record at Duke (years): 364-97 (14 years)
Career Record: same
Assistants: Gale Valley (Michigan State '81), Tia Jackson (Iowa, '95), Shannon Perry (Iowa '98)

2006-07 Roster

No.	Name	Pos.	Ht.	Yr.	Hometown/Previous School
2	Emily Waner*	G	5-8	Jr.	Highlands Ranch, Colo./ThunderRidge/Colorado
4	Abby Waner	G	5-10	So.	Highlands Ranch, Colo./ThunderRidge
10	Lindsey Harding	G	5-8	Sr.	Houston, Texas/CY-Fair
11	Chante Black	C	6-5	Jr.	Winston-Salem, N.C./East Forsyth
15	Bridgette Mitchell	F	6-0	Fr.	Trenton, N.J./The Peddie School
21	Joy Cheek	F	6-1	Fr.	Charlotte, N.C./South Mecklenberg
22	Brittany Mitch^	G/F	6-2	Fr.	McLean, Va./St. John's College HS
23	Vanisha Smith	G	5-11	Jr.	Upper Marlboro, Md./Riverdale Baptist
30	Carrem Gay	F	6-2	So.	New York, N.Y./Christ The King
31	Keturah Jackson^	G/F	6-0	Fr.	Columbia, S.C./Dreher
43	Alison Bales	C	6-7	Fr.	Dayton, Ohio/Beaver Creek

* Sat out the 2004-05 campaign due to NCAA Rules after transferring from Colorado
^ Redshirted the 2005-06 season

2005-06 Results

Date	Opponent	Result
Nov. 18	at Penn State	W, 93-67
20	at Old Dominion	W, 93-56
22	Fairfield	W, 110-44
26	Arkansas State ¹	W, 110-56
27	Auburn ¹	W, 69-37
Dec. 4	at Texas	W, 84-70
6	at TCU	W, 92-52
19	Ball State	W, 110-24
22	Colorado State	W, 99-52
28	vs. St. John's ²	W, 105-57
30	vs. San Diego ²	W, 119-52
Jan. 2	Wake Forest	W, 100-54
5	Florida State	W, 87-68
8	at Maryland	W, 86-68
11	at Georgia Tech	W, 67-59
14	at Boston College	W, 66-52
16	at Holy Cross	W, 84-36
19	NC State	W, 77-57
23	Tennessee	W, 75-53
26	at Clemson	W, 97-65
29	North Carolina	L, 70-74
Feb. 6	at Virginia Tech	W, 73-62
10	Virginia	W, 88-65
13	Maryland	W, 90-80
19	at Miami	2OT W, 99-93
22	Virginia Tech	W, 93-51
25	at North Carolina	L, 65-77
Mar. 3	vs. Virginia Tech ³	W, 69-56
4	vs. Maryland ³	L, 70-78
19	vs. No. 16 Southern ⁴	W, 96-27
21	vs. No. 8 Southern Cal ⁴	W, 85-51
26	vs. No. 4 Michigan St. ⁵	W, 86-61
28	vs. No. 2 Connecticut ⁵	OT W, 63-61
Apr. 2	vs. No. 1 LSU ⁶	W, 64-45
4	vs. No. 2 Maryland ⁶	OT L, 75-78

1 - Duke Classic in Durham, N.C.
2 - San Diego Tournament in San Diego, Calif.
3 - ACC Tournament in Greensboro, N.C.
4 - at NCAA Tournament, Norfolk, Va.
5 - at NCAA Tournament, Bridgeport, Conn.
6 - at NCAA Tournament, Boston, Mass.

2006-07 Schedule

Date	Opponent	Time
Nov. 5	ANDERSON (Exhibition)	2 p.m.
9	EA SPORTS (Exhibition)	7 p.m.
11	NORTHEASTERN	2 p.m.
17	MARIST	7 p.m.
19	HOUSTON	2 p.m.
21	PENN STATE	7 p.m.
25	at Michigan	7 p.m.
29	OLD DOMINION	7 p.m.
Dec. 4	at Rutgers (ESPN2) ¹	7 p.m.
7	VANDERBILT	7 p.m.
10	TEXAS (ESPN2)	1 p.m.
19	vs. Bowling Green/SMU ²	TBA
20	vs. Bowling Green/SMU ²	TBA
21	vs. Pittsburgh ²	TBA
29	at Dartmouth ³	7 p.m.
30	vs. Dayton/Boston University ⁵	7 p.m.
Jan. 3	MIAMI	7 p.m.
7	at Virginia Tech (RSN)	12:30 p.m.
10	GEORGIA TECH	7 p.m.
13	MARYLAND (FSN)	12:30 p.m.
18	at NC State	7 p.m.
22	at Tennessee (ESPN2)	7 p.m.
25	at Florida State	7 p.m.
29	VIRGINIA TECH (RSN)	7 p.m.
Feb. 2	at Virginia (RSN)	7 p.m.
5	CLEMSON	7 p.m.
8	at North Carolina (ESPN2)	7 p.m.
11	at Wake Forest	3 p.m.
15	BOSTON COLLEGE	7 p.m.
18	at Maryland (FSN)	6 p.m.
25	NORTH CAROLINA (ESPN2)	5 p.m.

1 - Jimmy V Classic, Piscataway, N.J.
2 - Carribean Classic, Cancun, Mexico
3 - Blue Sky Resort Classic, Hanover, N.H.

2006-2007 OPPONENTS

UNC GREENSBORO



Lynne Agee
Head Coach

January 10, 2007
Greensboro Coliseum
Greensboro, N.C.



Kristen Boone



Spartans' Quick Facts

Location: Greensboro, N.C.
Founded: 1891
Enrollment: 16,200
Conference: Southern
Nickname: Spartans
Colors: Gold, White & Navy
Arena: Fleming Gymnasium (1,833)
Chancellor: Dr. Patricia A. Sullivan
Athletics Director: Nelson E. Bobb
2005-06 Record: 18-12
2005-06 Conf. Record/Finish: 12-6/2nd
2005-06 Postseason: NA
Record vs. Virginia Tech: 1-5

SID: Mike Hirschman
WBB Contact: Kendra Lee
SID Office Phone: (336) 334-5615
E-Mail: kalee@uncg.edu
Address: UNCg Athletics
PO Box 26168
Greensboro, N.C. 27402
Fax: (336) 334-3182
Press Row: (336) 334-3270
Web Site: www.uncgspartans.com
Head Coach: Lynne Agee (Longwood, '71)
Record at UNCg (years): 493-223 (25)
Career Record: 539-246 (28 seasons)
Assistants: Carol Peschel (UNCg, '82), Jon Hines (UNCg, '02) and Amanda Eaton (UNCg, '05)

2006-07 Roster

No.	Name	Pos.	Ht.	Yr.	Hometown/Previous School
3	Jasmine Dixon	F	5-11	Jr.	Reston, Va./South Lakes HS
4	Irene Otamiri	F	5-10	Sr.	Lund, Sweden/Malmo Borgarskola
10	Sharniece Wadelington	G	5-7	Fr.	Greenville, S.C./J.L. Mann HS
12	Lakiah Hyson	G	5-8	Fr.	Brandywine, Md./Gwynn Park HS
21	Kristen Boone	G	5-5	Jr.	Upper Marlboro, Md./Gwynn Park HS
22	Kenema Brooks	G	5-8	Jr.	Accokeek, Md./Gwynn Park HS
23	Ashley Ling	G	5-6	So.	Centreville, Va./Centreville HS
24	Jasmine Byrd	G	5-7	Sr.	Dumfries, Va./Hylton HS
30	Gini Grimsley	G/F	6-0	So.	Fairmont, N.C./Fairmont HS
31	Ashley Mullins	F	5-11	So.	Honaker, Va./Honaker HS
33	Kaleah Latham	F	5-10	Sr.	Athens, Tenn./McMinn County HS
40	Brittany Frazier	F	6-0	r-Jr.	Powell, Tenn./Oak Ridge HS (Walters State CC)
41	Agne Girstautaitė	C	6-4	Fr.	Kaunas, Lithuania/Holy Cross HS [VA]
44	Meghan Chamberlain	C	6-3	Jr.	Lake Mary, Fla./Lake Mary HS

2005-06 Results

Date	(18-12, 12-6 Southern) Opponent	Result
Nov. 18	at North Carolina State	L, 46-76
25	Longwood	L, 66-69
26	Ohio	W, 69-52
29	at High Point	L, OT 63-65
Dec. 3	West Virginia	W, 72-70
10	Campbell	W, 78-55
14	at Wake Forest	W, 70-64
19	Davidson	L, 57-69
21	at UNC Wilmington	L, 54-65
31	at Coastal Carolina	L, 54-68
Jan. 2	Chattanooga	L, 75-82
7	at Furman	W, 69-66
9	at Georgia Southern	L, 63-74
14	Appalachian State	W, 85-71
16	College of Charleston	L, OT 67-70
18	at Western Carolina	W, 69-60
21	at Elon	W, 56-35
24	Wofford	W, 84-64
28	at Davidson	W, OT 63-62
30	at Chattanooga	L, 68-72
Feb. 4	Furman	W, 72-48
6	Georgia Southern	W, 72-62
11	at Appalachian State	L, 84-85
13	at College of Charleston	W, 59-58
18	Elon	W, 53-45
21	at Wofford	W, 67-55
25	Western Carolina	W, 72-57
Mar. 3	Georgia Southern ¹	W, 68-56
4	Davidson ²	W, 69-58
5	Chattanooga ³	L, 79-91

1 - at SoCon Tournament

2006-07 Schedule

Date	Opponent	Time
Nov. 3	CATAWBA (exh)	7 p.m.
12	UNC WILMINGTON	2 p.m.
17	at Campbell	7 p.m.
20	at Charlotte	7 p.m.
24	LONGWOOD#	1 p.m.
25	PROVIDENCE/N.C. A.&T#	1/3 p.m.
30	at North Carolina	7 p.m.
Dec. 4	at Davidson*	7 p.m.
16	COASTAL CAROLINA	2 p.m.
18	HIGH POINT	7 p.m.
20	WESTERN CAROLINA*	2 p.m.
29	at Maryland ¹	7:30 p.m.
30	vs. Marist/Liberty ²	5 p.m.
Jan. 2	at Chattanooga*	7 p.m.
6	FURMAN*	2 p.m.
8	GEORGIA SOUTHERN*	7 p.m.
10	VIRGINIA TECH+	TBA
13	at Appalachian State*	TBA
15	at College of Charleston*	4:30 p.m.
20	ELON*	2 p.m.
22	at Wofford*	TBA
26	DAVIDSON*	7 p.m.
29	CHATTANOOGA	5 p.m.
Feb. 3	at Furman*	TBA
6	at Georgia Southern*	5 p.m.
10	APPALACHIAN STATE*	2 p.m.
12	COLLEGE OF CHARLESTON*	5 p.m.
17	at Elon*	2 p.m.
19	WOFFORD*	7 p.m.
24	at Western Carolina*	4 p.m.
28-29	at SoCon Tournament	TBA
Mar. 1-4	at SoCon Tournament	

FLORIDA STATE



Sue Semrau
Head Coach

January 15, 2007
Cassell Coliseum
Blacksburg, Va.



Alicia Gladden



Seminoles' Quick Facts

Location: Tallahassee Fla.
Founded: 1851
Enrollment: 36,652
Conference: Atlantic Coast
Nickname: Seminoles
Colors: Garnet and Gold
Arena: Tucker Center (12,100)
President: Dr. T.K. Wetherell
Athletics Director: Dave Hart, Jr.
2005-06 Record: 20-10
2005-06 Conf. Record/Finish: 10-4/4th
2005-06 Postseason: NCAA Second Round
Record vs. Virginia Tech: 13-9

SID: Rob Wilson
WBB Contact: Tina Thomas
SID Office Phone: (850) 644-1065
E-Mail: tthomas@mailier.fsu.edu
Address: P.O. Box 2195
Tallahassee, FL 32316
Fax: (850) 644-3820
Press Row: (850) 224-8790
Web Site: www.seminoles.com
Head Coach: Sue Semrau (California-San Diego '85)
Record at Florida State (years): 136-128 (9)
Career Record: same
Assistants: Cori Close (UC-Santa Barbara '93), Angie Johnson (Louisville '91), Lance White (Texas Tech '96)

2006-07 Roster

No.	Name	Pos.	Ht.	Yr.	Hometown/Previous School
1	Angel Gray	G	5-9	Fr.	Stone Mountain, Ga./Stone Mountain HS
2	Alysha Harvin	G	5-10	Fr.	Hollywood, Fla./South Broward HS
3	Tiffany Buckelew	G	5-11	Fr.	Cleveland, Tenn./Bradley Central HS
4	Cayla Moore	F	6-2	Jr.	Albany, Ga./Westover HS
10	Mara Freshour	G	6-1	So.	Nashville, Ind./Brown County HS
20	Tanae Davis-Cain	G	5-11	So.	Dawson, Ga./Terrell County HS
21	Christie Lautsch	F	6-4	Jr.	Smyrna, Ga./Campbell HS
22	Shante Williams	G	5-7	Jr.	Jacksonville, Fla./Ribault Senior HS
23	Alicia Gladden	G	5-11	Sr.	Orange Park, Fla./Orange Park HS
33	Britany Miller	C	6-4	Fr.	Buchanan, Ga./Harrison HS
44	Nikki Anthony	C	6-3	Jr.	Pickens, S.C./Pickens HS
50	Jacinta Monroe	F/C	6-4	Fr.	Fr. Lauderdale, Fla./Stranahan HS

2005-06 Results

Date	(20-10, 10-4 ACC) Opponent	Result
Nov. 18	Georgia Southern	W, 82-57
20	Washington	L, 69-71
23	Florida	W, 82-76
26	Western Carolina ¹	W, 75-67
27	Montana ¹	W, 69-56
Dec. 2	Mississippi State	W, 75-59
4	UCF	W, 81-49
6	at Tulsa	L, 71-80
17	at Florida Atlantic	W, 76-63
21	at Xavier	L, 68-75
28	at Fordham	W, 73-50
30	Lipscomb	W, 92-42
Jan. 2	at Florida	L, 62-72
5	at Duke	L, 68-87
8	Virginia	W, 60-46
16	at Maryland	L, 57-75
19	Clemson	W, 80-66
22	at North Carolina	L, 51-68
29	at Virginia	W, 67-58
Feb. 2	at Georgia Tech	W, 59-54
5	NC State	W, 75-61
9	at Miami	W, 79-54
13	Virginia Tech	L, 69-76
17	Miami	W, 68-61
19	at Clemson	OT W, 80-72
23	Wake Forest	W, 70-57
26	Boston College	W, 71-60
Mar. 3	vs. NC State ²	L, 60-64
18	vs. Louisiana Tech ³	W, 80-71
20	vs. Stanford ³	L, 70-88

1 - Seminole Classic in Tallahassee, Fla.
2 - ACC Tournament in Greensboro, N.C.
3 - at NCAA Tournament, Denver, Colo.

2006-07 Schedule

Date	Opponent	Time
Nov. 1	DT2 (Exhibition)	7 p.m.
8	PREMIER PLAYERS (Exhibition)	7 p.m.
12	UAB	2 p.m.
14	at Fordham	7 p.m.
17	at Southeast Missouri State	8:30 p.m.
19	OAKLAND	1 p.m.
24	FLORIDA	7 p.m.
27	TULSA	7 p.m.
30	at Mississippi State	7 p.m.
Dec. 2	vs. Fairfield ¹	1 p.m.
3	at vs. East Carolina/NDUSU ¹	1/3 p.m.
6	STETSON	7 p.m.
9	at UCF	5:30 p.m.
17	at Washington	4 p.m.
20	at San Francisco	10 a.m.
Jan. 2	HIGH POINT	7 p.m.
4	at Boston College	7 p.m.
7	MIAMI	2 p.m.
15	at Virginia Tech (RSN)	2 p.m.
18	at Clemson	7 p.m.
21	vs. Georgia (RSN) ²	12:30 p.m.
25	DUKE	7 p.m.
28	VIRGINIA	2 p.m.
Feb. 1	at Miami	7 p.m.
5	at NC State (RSN)	7 p.m.
9	GEORGIA TECH (RSN)	7 p.m.
12	NORTH CAROLINA (RSN)	7 p.m.
15	MARYLAND (ESP2)	7 p.m.
18	at Virginia	2 p.m.
22	CLEMSON	7 p.m.
25	at Wake Forest	3 p.m.

1 - Lady Pirates Invitational at Greenville, NC
2 - Russell Athletic Shootout at Duluth, Ga.

VIRGINIA



Debbie Ryan
Head Coach

January 22, 2007
University Hall
Charlottesville, Va.
February 15, 2007
Cassell Coliseum
Blacksburg, Va.



Siedah Williams



Cavaliers' Quick Facts

Location: Charlottesville, Va.
Founded: 1819
Enrollment: 12,784
Conference: Atlantic Coast
Nickname: Cavaliers
Colors: Blue and Orange
Arena: University Hall (8,394)
President: Dr. John T. Casteen III
Athletics Director: Craig Littlepage
2005-06 Record: 20-12
2005-06 Conf. Record/Finish: 5-9/9th
2005-06 Postseason: WNIT, quarterfinals
Record vs. Virginia Tech: 27-7

SID: Rich Murray
WBB Contact: Cathy Bongiovi Stewart
SID Office Phone: (434) 982-5500
E-Mail: cab5er@virginia.edu
Address: P.O. Box 400853, 290 Massie Road,
Onesty Hall, Charlottesville, VA 22904
Fax: (434) 982-5525
Press Row: (434) 296-5910
Web Site: www.virginiaports.com
Head Coach: Debbie Ryan (Ursinus, '75)
Record at Virginia (years): 632-263 (29)
Career Record: Same
Assistants: Jennifer Hoover (Wake Forest '91),
Curtis Lloyd (Southern Utah '94)

2006-07 Roster

No.	Name	Pos.	Ht.	Yr.	Hometown/Previous School
1	Lyndra Littles	F	6-1	So.	Washington, D.C./Archbishop Carroll
3	Paulisha Kellum	G	5-8	Fr.	Upper Marlboro, Md./Bishop McNamara
4	Siedah Williams	C	6-2	Sr.	Cleveland, Ohio/Regina
5	Sharnee Zoll	G	5-7	Jr.	Marlboro, N.J./Highland
10	Brenna McGuire	G	5-11	Sr.	Winchester, Mass./Buckingham Browne & Nichols School
12	Britnee Millner	G	5-10	So.	Martinsville, Va./Cartisle School
20	Denesha Kenion	G	5-9	Jr.	Oxon, Md./Oxon Hill
21	Tara McKnight	G	5-5	Sr.	Bluffton, S.C./Hilton Head Prep
22	Monica Wright	G	5-11	Fr.	Woodbridge, Va./Forest Park
23	Takisha Granberry	G	5-11	So.	Charlotte, N.C./West Charlotte
30	Abby Robertson	F/C	6-3	So.	Springfield, Va./Lake Braddock
32	Jayna Hartig	F	6-1	Fr.	Highlands Ranch, Colo./Thunder Ridge
33	Aisha Mohammed	C	6-3	Jr.	Lagos, Nigeria/Central Arizona College
40	Enongé Stovall	G	5-11	So.	Philadelphia, Penn./Archbishop Carroll

2005-06 Results

Date	Opponent	Result
Nov. 18	at George Washington	W, 66-53
20	Wright State	W, 74-56
25	vs. Alabama ¹	W, 69-48
26	vs. Minnesota ²	L, 64-69
Dec. 3	Harvard	W, 54-48
7	at Seton Hall	W, 59-39
18	at Richmond	W, 66-45
20	Marshall	W, 67-35
28	Yale ³	W, 92-41
29	Holy Cross ²	W, 80-39
Jan. 2	MTSU	W, 79-63
4	at Marquette	W, 64-56
8	at Florida State	L, 46-60
13	NC State	L, 63-73
16	at Virginia Tech	W, 78-59
20	Maryland	OT L, 74-84
22	at Miami	W, 77-65
26	at Boston College	L, 43-57
29	Florida State	L, 58-67
Feb. 2	Virginia Tech	L, 54-65
5	at Maryland	L, 71-85
10	at Duke	L, 65-88
12	North Carolina	L, 60-72
14	Longwood	W, 93-42
18	at Wake Forest	W, 81-70
23	Georgia Tech	W, 57-51
26	Clemson	W, 83-64
Mar. 2	vs. Boston College ³	W, 57-54
3	vs. North Carolina ³	L, 56-82
18	vs. St. Joseph's (PA) ⁴	W, 48-42
22	vs. Miami ²	W, 83-72
24	at Pittsburgh ⁵	L, 58-68

1 - Paradise Jam in St. Thomas, Virgin Islands
2 - Cavalier Classic in Charlottesville, Va.
3 - ACC Tournament in Greensboro, N.C.
4 - WNIT, Charlottesville, Va.
5 - WNI, Pittsburgh, Pa.

2006-07 Schedule

Date	Opponent	Time
Nov. 10	at Rhode Island	7 p.m.
12	OLD DOMINION	TBA
17	MARQUETTE	7 p.m.
20	LIBERTY	7 p.m.
24	vs. South Dakota State ¹	1 p.m.
25	vs. UCF/Baylor ¹	1/3:30 p.m.
29	TEMPLE	7 p.m.
Dec. 2	SETON HALL	7 p.m.
5	at Marshall	7 p.m.
16	CLEVELAND STATE	7 p.m.
18	CONNECTICUT (ESPN)	7 p.m.
28	MAINE ²	3 p.m.
29	UAB/NORTHWESTERN STATE ²	4:30/7 p.m.
Jan. 3	at Richmond	7 p.m.
8	at North Carolina (RSN)	7 p.m.
11	WAKE FOREST	7 p.m.
14	BOSTON COLLEGE	3 p.m.
19	at Maryland (RSN)	7 p.m.
22	VIRGINIA TECH (RSN)	7 p.m.
25	at NC State	7 p.m.
28	at Florida State	2 p.m.
Feb. 2	DUKE (RSN)	7 p.m.
4	MIAMI	2 p.m.
11	MARYLAND (RSN)	12:30 p.m.
15	at Virginia Tech	7 p.m.
18	FLORIDA STATE	2 p.m.
22	at Georgia Tech	7 p.m.
25	at Clemson	2 p.m.


1 - Junkanoo Jam at Freeport, Grand Bahamas
2 - Cavalier Classic at Charlottesville, Va.

MIAMI



Katie Meier
Head Coach

January 25, 2007
Cassell Coliseum
Blacksburg, Va.



Renee Taylor



Hurricanes' Quick Facts

Location: Coral Gables, Fla.
Founded: 1926
Enrollment: 15,248
Conference: Atlantic Coast
Nickname: Hurricanes
Colors: Orange, Green and White
Arena: Convocation Center (7,000)
President: Dr. Donna E. Shalala
Athletics Director: Paul Dee
2005-06 Record: 17-13
2005-06 Conf. Record/Finish: 6-8/t-6th
2005-06 Postseason: WNIT, second round
Record vs. Virginia Tech: 5-3

SID: Mark Pray
WBB Contact: Scott Moody
SID Office Phone: (305) 284-3236
E-Mail: smooody@miami.edu
Address: 5821 San Amaro Drive
Coral Gables, FL 33146
Fax: (305) 284-2807
Press Row: (305) TBA
Web Site: www.hurricanesports.com
Head Coach: Katie Meier (Duke '90)
Record at Miami (years): 17-13 (1 year)
Career Record: 93-58 (6 years)
Assistants: Tombi Bell (Florida '01), Darrick Gibbs (Wofford '00), Angie Hembree (Georgia State '83)

2006-07 Roster

No.	Name	Pos.	Ht.	Yr.	Hometown/Previous School
00	Amy Audibert	P	6-3	Sr.	Niagara Falls, Ontario/A.N. Myer
3	Renee Taylor	G	5-2	Sr.	Harlem, N.Y./Monsignor Scanlan/Monroe CC
4	Lamese James*	F/C	6-0	Jr.	Dania, Fla./South Broward/Patterson School
10	Maurita Reid	G	5-8	tr-Jr.	Queens, N.Y./Francis Lewis/Monroe CC
14	Charmaine Clark	G	5-9	Fr.	Savannah, Ga./Bradwell Institute
20	Albrey Grimsley	G	5-9	Jr.	Fort Pierce, Fla./Centennial
23	LaToya Cunningham	G	5-6	So.	La Jolla, Calif./La Jolla Country Day
25	Eboni Sadler	G	5-11	Fr.	Miami, Fla./Miami Norland
32	Brittany Denson	C	6-3	So.	Winter Haven, Fla./Winter Haven
33	Marianne Curtis	G	5-8	So.	Miami, Fla./Miami Sunset
42	Carla Williams	C	6-4	tr-Jr.	Hanover, Jamaica/Broward CC

*Will sit out the 2006-07 season

2005-06 Results

Date	Opponent	Result
Nov. 18	Samford	W, 72-51
25	Bradley ¹	W, 73-61
26	Oakland ¹	W, 78-65
30	George Mason	L, 61-68
Dec. 2	Fairleigh Dickinson	W, 100-62
3	Siena	W, 76-47
6	Florida International	W, 75-63
10	Hartford	W, 82-62
16	at Montana	L, 74-83
20	at UCF	W, 82-72
28	North Carolina A&T ²	W, 104-65
29	Mississippi ²	W, 79-70
Jan. 5	at Georgia Tech	W, 75-63
9	North Carolina	L, 57-90
12	at Clemson	W, 74-52
15	vs. Georgia ³	L, 59-74
19	Boston College	W, 82-68
22	Virginia	L, 65-77
26	at NC State	L, 77-83
29	Virginia Tech	W, 77-62
Feb. 1	at Maryland	L, 77-88
5	at Wake Forest	W, 79-71
9	Florida State	L, 54-79
12	at Boston College	L, 69-79
17	at Florida State	L, 61-68
19	Duke	2OT L, 93-99
26	Georgia Tech	2OT W, 90-86
Mar. 2	vs. Georgia Tech ⁴	L, 62-79
18	vs. Florida Int'l ⁵	W, 95-83
22	vs. Virginia ⁶	L, 72-83

1 - Thanksgiving Tournament in Coral Gables, Fla.
2 - Hurricane Holiday Tournament in Coral Gables, Fla.
3 - Russell Athletic Shootout in Duluth, Ga.
4 - ACC Tournament in Greensboro, N.C.
5 - WNIT, Coral Gables, Fla.
6 - WNIT, Charlottesville, Va.

2006-07 Schedule

Date	Opponent	Time
Nov. 10	GEORGIA STATE	7 p.m.
13	UW-MILWAUKEE	7 p.m.
15	at Santa Clara	10 p.m.
17	at St. Mary's	10 p.m.
19	at San Francisco	5 p.m.
24	NICHOLS STATE ¹	7 p.m.
25	INDIANA/WRIGHT STATE ¹	5/7 p.m.
Dec. 1	JACKSON STATE ²	7 p.m.
3	at Michigan	TBA
5	at Florida International	TBA
16	TEXAS STATE	7:30 p.m.
19	at Houston	9 p.m.
21	at Mississippi	TBA
28	COPPIN STATE ³	7 p.m.
29	AUBURN/JAMES MADISON ³	5/7 p.m.
Jan. 3	at Duke	7 p.m.
7	at Florida State	2 p.m.
10	MARYLAND	7 p.m.
15	at Georgia Tech (RSN)	4:30 p.m.
18	BOSTON COLLEGE	7 p.m.
25	at Virginia Tech	7 p.m.
28	CLEMSON	2 p.m.
Feb. 1	FLORIDA STATE	7 p.m.
4	at Virginia	2 p.m.
8	WAKE FOREST	7 p.m.
11	at Boston College (ESPN2)	5:30 p.m.
15	GEORGIA TECH	7 p.m.
18	at North Carolina	2 p.m.
24	NC STATE (RSN)	3 p.m.

1 - Thanksgiving, Tournament at Coral Gables, Fla.
2 - Played at Knights Sports Complex
3 - Post Christmas Tournament at Coral Gables, Fla.

MOREHEAD STATE



Matthew Mitchell
Head Coach

February 3, 2007
Cassell Coliseum
Blacksburg, Va.



LaKrisha Brown

Location: Morehead, Ky.
Founded: 1887
Enrollment: 9,062
Conference: Ohio Valley
Nickname: Lady Eagles
Colors: Royal Blue and Gold
Arena: Johnson Arena (6,500)
President: Dr. Wayne D. Andrews
Athletics Director: Brian Hutchinson
2005-06 Record: 16-13
2005-06 Conf. Record/Finish: 11-9/5th
2005-06 Postseason: NA
Record vs. Virginia Tech: 0-5

SID: Randy Stacy
WBB Contact: Matt Schabert
SID Office Phone: (606) 783-2556
E-Mail: m.schabert@moreheadstate.edu
Address: 150 University Blvd., Box 1023
Morehead, KY 40351
Fax: (606)
Press Row: (606)
Web Site: www.msueagles.com
Head Coach: Matthew Mitchell (Mississippi State, '95)
Record at MSU (years): 16-13 (2)
Career Record: same
Assistants: Matt Webber (Univ. of Kentucky, '05),
Shambrica Jones (Univ. of Kentucky, '04) and Christian
Stefanopoulos (Austin Peay State '05)

Lady Eagles' Quick Facts

2006-07 Roster

No.	Name	Pos.	Ht.	Yr.	Hometown/Previous School
3	Philinsha Lindsey	5-7	G	So.	Lexington, Ky./Panola JC
10	Jessie Plante	5-10	F	Sr.	Windsor, Ontario/F.J. Brennan
12	Melanie Cornett	5-10	G/F	Jr.	Morehead, Ky./Rowan County
20	Stacey Strayer	5-9	G	Fr.	Germanatown, Ohio/Valley View
22	Tarah Combs	5-8	G	Jr.	Eubank, Ky./Pulaski Co.
23	Anitha Smith-Williams	5-7	G	Jr.	Louisville, Ky./Pleasure Ridge Park
24	Patti White	6-2	F	Sr.	Cincinnati, Ohio/Purcell-Marian
31	Amanda Green	5-9	G	Fr.	Shelbyville, Ky./Shelby County
32	Holly Williams	6-1	F/C	Sr.	Umatilla, Fla./Umatilla
33	Brittany Bass	6-0	F	So.	Elsmere, Ky./Covington Holy Cross
34	Suzie Owens	5-11	F	Fr.	Georgetown, Ky./Scott County
40	Brandi Rayburn	6-0	F	Fr.	Olive Hill, Ky./West Carter
41	Koko Richardson	5-8	G	Fr.	Mary Esther, Fla./Ft. Walton Beach
43	Brittany Pittman*	6-3	F	So.	Lexington, Ky./Middle Tennessee State
44	Afton Perry*	6-1	F	Jr.	Ft. Walton Beach, Fla./University of Kentucky
52	LaKrisha Brown	6-3	F	Sr.	Hazelwood, Mo./St. Louis University

* - will sit out a season after transferring

2005-06 Results

Date	Opponent	Result
Nov. 19	Pikeville College	W, 101-53
21	College of Charleston	W, 66-50
28	Kentucky Christian	W, 103-46
30	Marshall University	L, 53-66
Dec. 3	Binghamton	W, 66-61
8	at Austin Peay*	W, 81-75
10	at Murray State*	L, 74-85
19	at Mississippi State ¹	L, 65-78
20	vs. Centenary College ²	W, 67-51
Jan. 2	at Tennessee State*	W, 64-50
7	at Tennessee Tech*	L, 66-79
9	Eastern Illinois*	W, 62-58
12	Eastern Kentucky*	W, 62-58
14	at Tennessee-Martin*	W, 58-48
19	Samford*	L, 49-51
21	Jacksonville State*	L, 62-71
26	at SE Missouri State*	L, 50-62
28	at Eastern Illinois*	L, OT 68-69
30	Tennessee Tech*	L, 59-60
Feb. 6	at Eastern Kentucky*	L, 60-67
9	Southeast Missouri*	L, 43-58
11	Murray State*	W, 71-69
13	Tennessee-Martin*	W, 62-52
16	at Samford*	L, 57-60
18	at Jacksonville State*	W, 82-75
23	Tennessee State*	W, 70-58
25	Austin Peay*	W, 63-52
28	at Austin Peay ²	W, OT 81-78
Mar. 3	vs. Tennessee Tech	L, 66-80

1 - Mississippi State Classic
2 - O'Reilly OVC Tournament

2006-07 Schedule

Date	Opponent	Time
Nov. 11	at Evansville University	3 p.m.
17	vs. Grambling University ²	5:30 p.m.
18	vs. New Orleans/E. Michigan ²	4 p.m.
21	at Marshall University	TBA
25	IUPUI	2 p.m.
27	at University of Florida	TBA
29	Western Kentucky	5:15 p.m.
Dec. 2	at Xavier University	TBA
7	Austin Peay*	5:15 p.m.
9	Murray State*	2 p.m.
18	at Eastern Illinois*	6:15 p.m.
20	at Tennessee-Martin*	6:30 p.m.
Jan. 2	Tennessee State	5:15 p.m.
6	Tennessee Tech*	2 p.m.
11	at Eastern Kentucky*	5:30 p.m.
13	Tennessee-Martin*	2 p.m.
18	at Samford University*	6 p.m.
20	at Jacksonville State*	TBA
25	Southeast Missouri*	5:15 p.m.
27	Eastern Illinois*	2 p.m.
29	at Tennessee Tech*	6:30 p.m.
Feb. 1	Eastern Kentucky*	5:15 p.m.
3	at Virginia Tech	TBA
8	at Southeast Missouri*	6 p.m.
10	at Murray State*	TBA
15	Samford University*	5:15 p.m.
17	Jacksonville State*	TBA
22	at Tennessee State*	TBA
24	at Austin Peay*	6:15 p.m.
27	OVC Tournament First Round	TBA
Mar. 2	OVC Tournament Semifinals	TBA
3	OVC Tournament Finals	TBA

1 - GT Holiday Tourney in Atlanta, Ga.
2 - Russell Athletic Shootout in Duluth, Ga.
3 - ACC Tournament in Greensboro, N.C.

GEORGIA TECH



MaChelle Joseph
Head Coach

February 5, 2007
Cassell Coliseum
Blacksburg, Va.



Stephanie Higgs

Location: Atlanta, Ga.
Founded: 1855
Enrollment: 16,000
Conference: Atlantic Coast
Nickname: Yellow Jackets, Rambling Wreck
Colors: Old Gold and White
Arena: Alexander Memorial Coliseum at
McDonald's Center (9,191)
President: Dr. G. Wayne Clough
Athletics Director: Dave Braine
2005-06 Record: 14-15
2005-06 Conf. Record/Finish: 2-12/t-11th
2005-06 Postseason: NA
Record vs. Virginia Tech: 0-3

Location: Atlanta, Ga.
Founded: 1855
Enrollment: 16,000
Conference: Atlantic Coast
Nickname: Yellow Jackets, Rambling Wreck
Colors: Old Gold and White
Arena: Alexander Memorial Coliseum at
McDonald's Center (9,191)
President: Dr. G. Wayne Clough
Athletics Director: Dave Braine
2005-06 Record: 14-15
2005-06 Conf. Record/Finish: 2-12/t-11th
2005-06 Postseason: NA
Record vs. Virginia Tech: 0-3

Yellow Jackets' Quick Facts

2006-07 Roster

No.	Name	Pos.	Ht.	Yr.	Hometown/Previous School
1	Jacqua Williams	5-7	G	So.	Seattle, Wash./Rainier Beach
3	Stephanie Higgs	5-9	G	Sr.	Lawrenceville, Ga./Central Gwinnett
5	Jill Ingram	5-9	G	Jr.	Charlotte, N.C./Providence Day School
11	Nia Josiah	6-0	G/F	Fr.	Frederick, Md./Governor Thomas Johnson
12	Tabitha Turner	6-1	F	So.	Miami, Fla./Monsignor Edward Pace
13	Giuliett Ancora	5-11	G	Jr.	Melbourne, Australia/St. Columba's College
21	Janie Mitchell	6-0	F	Jr.	Jackson, Miss./Callaway
23	Jasmine Duffey	6-7	C	Fr	Jonesboro, Ga./Jonesboro
24	Angel Buie	5-7	G	Fr.	Sanford, N.C./Lee County
25	Kentrina Wilson	6-0	F	Fr.	Deerfield Beach, Fla./Deerfield Beach
33	Tiffany Blackmon	6-2	C	Fr	Gastonia, N.C./Hunter Huss
34	Brigitte Ardossi	6-2	F	Fr.	Melbourne, Australia/Mac Robertson Girls' School
43	Chioma Nnamaka	6-0	G	Jr.	Uppsala, Sweden/Fryshuset's Kunskaps Centrum
45	Daphne Mitchell	6-3	F	Jr.	Atlanta, Ga./Woodward Academy

2005-06 Results

Date	Opponent	Result
Nov. 18	at UAB	W, 68-55
20	Arkansas-Pine Bluff	W, 74-36
23	College of Charleston	W, 66-50
27	Appalachian State	W, 68-45
30	at Georgia State	W, 60-53
Dec. 4	at Georgia	L, 66-72
9	San Diego	W, 56-51
18	Tulsa	W, 54-38
20	Longwood	W, 81-41
22	Troy	W, 69-43
30	Alabama State ¹	W, 76-46
31	Massachusetts ¹	W, 57-43
Jan. 5	Miami	L, 63-75
8	at Clemson	L, 63-72
11	Duke	L, 59-67
15	vs. Kentucky ²	L, 62-66
18	at North Carolina	L, 56-85
22	Wake Forest	W, 66-61
26	at Maryland	L, 71-79
29	Clemson	W, 83-64
Feb. 2	Florida State	L, 54-59
5	North Carolina	L, 56-75
9	at Boston College	L, 55-57
12	at NC State	L, 53-65
19	Virginia Tech	L, 54-70
23	at Virginia	L, 51-57
26	at Miami	2OT L, 85-90
Mar. 2	Miami ³	W, 79-62
3	Maryland ³	L, 66-71

1 - GT Holiday Tourney in Atlanta, Ga.
2 - Russell Athletic Shootout in Duluth, Ga.
3 - ACC Tournament in Greensboro, N.C.

2006-07 Schedule

Date	Opponent	Time
Nov. 1	SOUTH CAROLINA UPSTATE (Exh.)	7 p.m.
10	MERCER	6 p.m.
14	at Appalachian State	7 p.m.
16	GEORGIA STATE	6 p.m.
20	at Temple	7 p.m.
24	at San Diego	10 a.m.
Dec. 3	GEORGIA	2 p.m.
6	KENNESAW STATE	7 p.m.
10	JACKSONVILLE	1 p.m.
18	at Northwestern	8 p.m.
20	at College of Charleston	7 p.m.
29	ALCORN STATE ¹	3 p.m.
30	MISS. STATE/TENN. STATE ¹	1/3 p.m.
Jan. 2	NORTH CAROLINA	7 p.m.
4	WINSTON-SALEM STATE	7 p.m.
7	at Clemson	2 p.m.
10	at Duke	7 p.m.
15	MIAMI (RSN)	4:30 p.m.
18	at North Carolina	7 p.m.
21	vs. Vanderbilt (RSN) ²	3 p.m.
25	BOSTON COLLEGE	7 p.m.
28	at Wake Forest	3 p.m.
Feb. 1	MARYLAND	7 p.m.
5	at Virginia Tech	7 p.m.
9	at Florida State (RSN)	7 p.m.
11	NC STATE	4 p.m.
15	at Miami	7 p.m.
19	CLEMSON (RSN)	7 p.m.
22	VIRGINIA	7 p.m.
25	LONGWOOD	2 p.m.

1 - Atlanta Marriot NW Holiday Invitational at Atlanta, Ga.
2 - Russell Athletic Shootout, Gwinnett Arena at Duluth, Ga.

MARYLAND



Brenda Frese
Head Coach

February 8, 2007
Comcast Center
College Park, Md.



Crystal Langhorne

Terrapins' Quick Facts

Location: College Park, Md.
Founded: 1807
Enrollment: 35,329
Conference: Atlantic Coast
Nickname: Terrapins, Terps
Colors: Red, White, Black and Gold
Arena: Comcast Center (17,950)
President: Dr. C.D. Mote, Jr.
Athletics Director: Deborah A. Yow
2005-06 Record: 34-4
2005-06 Conf. Record/Finish: 12-2/t/2nd
2005-06 Postseason: NCAA National Champion
Final ranking last year (poll):
No. 3 AP, No. 1 USA Today/ESPN
Record vs. Virginia Tech: 2-5

SID: Doug Dull
WBB Contact: Natalie Ciccone
SID Office Phone: (301) 314-7063
E-Mail: ncciccone@umd.edu
Address: 2725 Comcast Center, Terrapin Trail
P.O. Box 295, College Park, Md. 20742
Fax: (301) 314-9094
Press Row: (301) 314-8624
Web Site: www.umterps.com
Head Coach: Brenda Frese (Arizona '93)
Record at UM (years): 84-45 (4 years)
Career Record: 141-75 (7 years)
Assistants: Jeff Walz (Northern Kentucky '95), Erica Floyd (Ohio State '93), Joanna Bernabei (West Liberty '97)

2006-07 Roster

No.	Name	Pos.	Ht.	Yr.	Hometown/Previous School
1	Crystal Langhorne	C/F	6-3	Jr.	Willingboro, N.J./Willingboro
2	Sa'de Wiley-Gatewood	G	5-9	r-Jr.	Pomona, Calif./Lynwood (Tennessee)
11	Christie Marrone	G	5-6	r-So.	Brooklyn, N.Y./St. John Villa Acad. (Virginia Tech)
15	Laura Harper	F	6-4	Jr.	Elkins Park, Penn./Cheltenham
20	Kristi Toliver	G	5-8	So.	Harrisonburg, Va./Harrisonburg
21	Ashleigh Newman	G	5-10	Jr.	Shelbyville, Tenn./Shelbyville Central
22	Shay Doron	G	5-9	Sr.	Great Neck, N.Y./Christ the King
25	Marissa Coleman	G/F	6-1	So.	Cheltenham, Md./St. John's College (D.C.)
33	Emery Wallace	F	6-1	Fr.	Roanoke, Va./Hidden Valley
44	Aurélie Noirez	C	6-2	Sr.	Vandoeuvre, France/Lycée François Arago
55	Jade Perry	F/C	6-1	Jr.	Central City, Ky./Muhlenberg North

2005-06 Results

(34-4, 12-2 ACC)

Date	Opponent	Result
Nov. 18	at Siena	W, 107-66
20	Xavier	W, 93-68
24	vs. Gonzaga ¹	W, 88-50
25	vs. Michigan St. ¹	W, 75-61
26	vs. Tennessee ¹	L, 75-80
Dec. 1	Appalachian State	W, 118-59
5	Mt. St. Mary's	W, 102-53
7	at Monmouth	W, 88-55
11	Arizona	W, 92-67
13	Coppin State	W, 69-38
22	at George Mason	W, 70-33
29	Central Conn. State ²	W, 94-57
30	Furman ¹	W, 92-58
Jan. 2	Manhattan	W, 82-49
5	at Boston College	OT W, 67-64
8	Duke	L, 68-86
16	Florida State	W, 75-57
20	at Virginia	OT W, 84-74
23	at Virginia Tech	W, 68-62
26	Georgia Tech	W, 79-71
29	at Wake Forest	OT W, 79-70
Feb. 1	Miami	W, 88-77
5	Virginia	W, 85-71
9	at North Carolina	OT W, 98-95
13	at Duke	L, 80-90
16	Boston College	W, 86-59
19	at NC State	W, 65-57
23	Clemson	W, 89-63
26	Northern Colorado	W, 89-53
Mar. 3	vs. Georgia Tech ³	W, 71-66
4	vs. Duke ³	W, 78-70
5	vs. North Carolina ³	L, 80-91
19	vs. No. 15 Sacred Heart ⁴	W, 95-54
21	vs. No. 7 St. John's ⁴	W, 81-74
25	vs. No. 3 Baylor ⁵	W, 82-63
27	vs. No. 5 Utah ⁵	OT W, 75-65
Apr. 2	vs. No. 1 North Carolina ⁶	W, 81-70
4	vs. No. 1 Duke	OT W, 78-75

1 - Paradise Jam in U.S. Virgin Islands
2 - Terrapin Classic in College Park, Md.
3 - ACC Tournament in Greensboro, N.C.
4 - at NCAA Tournament, University Park, Pa.
5 - at NCAA Tournament, Albuquerque, N.M.
6 - at NCAA Tournament, Boston, Mass.

2006-07 Schedule

Date	Opponent	Time
Nov. 3	LTL ALL-STARS (Exhibition)	7 p.m.
10	at Middle Tennessee State	7 p.m.
12	GEORGE MASON	2 p.m.
17	TCU ¹	7:30 p.m.
18	ARIZONA ¹	4:30 p.m.
19	GEORGE WASHINGTON ¹	3:30 p.m.
24	vs. Gardner-Webb ²	8:30 p.m.
25	vs. Northwestern/Mississippi ²	TBA
29	at Marshall	8 p.m.
Dec. 2	UC-SANTA BARBARA	7 p.m.
4	SIENA	7 p.m.
6	at Northern Iowa	8:05 p.m.
10	at Temple	TBA
21	at Loyola	7 p.m.
29	UNC GREENSBORO ³	7:30 p.m.
30	LIBERTY/MARIST ³	7:30 p.m.
Jan. 3	NC STATE	7 p.m.
6	MICHIGAN STATE (CBS)	2 p.m.
10	at Miami	7 p.m.
13	at Duke (FSN)	12:30 p.m.
19	VIRGINIA (RSN)	7 p.m.
21	WAKE FOREST	2 p.m.
25	at Clemson	7 p.m.
28	NORTH CAROLINA (ESPN2)	7 p.m.
Feb. 1	at Georgia Tech	7 p.m.
4	BOSTON COLLEGE (RSN)	4 p.m.
8	VIRGINIA TECH	7 p.m.
11	at Virginia (RSN)	12:30 p.m.
15	at Florida State (ESPN2)	7 p.m.
18	DUKE (FSN)	6 p.m.
25	at Boston College (RSN)	3 p.m.

1 - BTI Classic at College Park, Md.
2 - Junkanoo Jam at Freeport, Grand Bahamas
3 - Terrapin Classic at College Park, Md.

CLEMSON



Cristy McKinney
Head Coach

February 11, 2007
Littlejohn Coliseum
Clemson, S.C.



Tasha Taylor

Lady Tigers' Quick Facts

Location: Clemson, S.C.
Founded: 1889
Enrollment: 17,135
Conference: Atlantic Coast
Nickname: Lady Tigers
Colors: Northwest Purple and Burnt Orange
Arena: Littlejohn Coliseum (9,850)
President: James F. Baker
Athletics Director: Dr. Terry Don Phillips
2005-06 Record: 8-21
2005-06 Conf. Record/Finish: 2-12/12
2005-06 Postseason: NA
Record vs. Virginia Tech: 3-3

SID: Tim Bourret
WBB Contact: Christine Long
SID Office Phone: (864) 656-1924
E-Mail: long@clemsontiger.com
Address: P.O. Box 31, Jervy Athletic Center, 100 Perimeter Road, Clemson, S.C. 29633
Fax: (864) 656-0299
Press Row: (864) 654-3326
Web Site: www.clemsontiger.com
Head Coach: Cristy McKinney (NC State '79)
Record at Clemson (years): 8-21 (2)
Career Record: 224-160 (13 years)
Assistants: Shanice Stephens (Oklahoma State '93), Itoro Coleman (Clemson '00), Todd Steelman (John Brown '89)

2006-07 Roster

No.	Name	Pos.	Ht.	Yr.	Hometown/Previous School
3	Tasha Taylor	5-9	G	Jr.	Columbus, Ga./Carver
4	Christy Brown	5-6	G	r-Fr.	Atlanta, Ga./Holy Innocents' HS
11	Lele Hardy	5-10	G/F	Fr.	Spartanburg, S.C./Spartanburg HS
20	Susan Yenser	5-11	G/F	So.	Marietta, Ga./Harrison HS
21	April Parker	6-2	F	Jr.	Snellville, Ga.
23	D'Lesha Lloyd	6-0	G/F	Jr.	Columbia, S.C./Lower Richland
30	Moreemi Davis	6-3	F/C	r-So.	Perry, Ga./Perry, HS
32	Morganne Campbell	5-8	G	Fr.	Fairburn, Ga./Sandy Creek HS
33	Carrie Whitehurst	6-0	F	Sr.	Duluth, Ga./Chattahoochee HS
50	Adrienne Bradshaw	6-4	C	Jr.	Greensboro, N.C./High Point Central

2005-06 Results

(8-21, 2-12 ACC)

Date	Opponent	Result
Nov. 11	vs. Missouri ¹	L, 54-78
12	vs. Vanderbilt ¹	L, 49-86
18	Tennessee Tech	L, 62-71
21	Mississippi	L, 66-70
25	vs. Belmont ²	L, 62-85
26	vs. Memphis ²	W, 97-88
30	at Furman	W, 82-55
Dec. 3	UCLA	L, 63-76
11	San Diego	W, 72-68
18	Wagner	W, 94-66
20	Winthrop	W, 52-51
23	Savanna State	W, 97-62
30	at Georgetown	L, 56-69
Jan. 2	South Carolina	L, 46-77
6	at North Carolina	L, 61-102
8	Georgia Tech	W, 72-63
12	Miami	L, 52-74
15	Wake Forest	W, 75-68
21	at Florida State	L, 66-80
26	Duke	L, 65-97
29	at Georgia Tech	L, 64-83
Feb. 5	Boston College	L, 53-70
9	at Virginia Tech	L, 70-82
12	at Wake Forest	L, 70-82
16	NC State	L, 69-78
19	Florida State	OT L, 72-80
23	at Maryland	L, 63-89
26	at Virginia	L, 64-83
Mar. 2	vs. NC State ³	L, 53-67

1 - Arizona State Tournament in Tempe, Arizona
2 - Memphis Tournament in Memphis, Tenn.
3 - ACC Tournament in Greensboro, N.C.

2006-07 Schedule

Date	Opponent	Time
Nov. 7	ANDERSON (Exhibition)	7 p.m.
10	ARKANSAS	7 p.m.
13	COLLEGE OF CHARLESTON	7 p.m.
16	UT-CHATTANOOGA	7 p.m.
20	at South Carolina	7 p.m.
24	vs. St. John's ¹	5 p.m.
25	vs. TBA ¹	TBA
29	FURMAN	7 p.m.
Dec. 3	at Vanderbilt (ESPN2)	5 p.m.
6	at James Madison	7 p.m.
10	KENNESAW STATE	3 p.m.
17	at Tennessee Tech	2:30 p.m.
19	DAYTON	5 p.m.
22	WOFFORD	2 p.m.
29	at Duquesne	7 p.m.
Jan. 2	CHARLOTTE	7 p.m.
5	at Wake Forest (RSN)	7 p.m.
7	GEORGIA TECH	2 p.m.
11	NORTH CAROLINA	7 p.m.
18	FLORIDA STATE	7 p.m.
21	at Boston College	2 p.m.
25	MARYLAND	7 p.m.
28	at Miami	2 p.m.
Feb. 5	at Duke	7 p.m.
8	at NC State	7 p.m.
11	VIRGINIA TECH	2 p.m.
15	WAKE FOREST	7 p.m.
19	at Georgia Tech (RSN)	7 p.m.
22	at Florida State	7 p.m.
25	VIRGINIA	2 p.m.

1 - Maine Thanksgiving Tournament. Orono, ME

NC STATE



Kay Yow
Head Coach

February 18, 2007
Cassell Coliseum
Blacksburg, Va.



Ashley Key

Wolfpack' Quick Facts

Location: Raleigh, N.C.
Founded: 1887
Enrollment: 29,957
Conference: Atlantic Coast
Nickname: Wolfpack
Colors: Red (PMS-185) and White
Arena: Reynolds Coliseum (9,500)
Chancellor: Dr. James L. Oblinger
Athletics Director: Lee Folwer
2005-06 Record: 19-12
2005-06 Conf. Record/Finish: 7-7/5rd
2005-06 Postseason: NCAA first round
Record vs. Virginia Tech: 6-0

SID: Chennelle Miller
WBB Contact:
SID Office Phone: (919) 515-1183
E-Mail: chennelle_miler@ncsu.edu
Address: Box 8502, Raleigh, N.C. 27695
Fax: (919) 515-2898
Press Row: (919) 513-1220
Web Site: www.GoPack.com
Head Coach: Kay Yow (East Carolina '64)
Record at N.C. State (years): 636-301 (32 years)
Career Record: 693-320 (36 years)
Assistants: Stephanie Glance (Rollins '85), Jenny Palmateer (N.C. State '93), Trena Trice-Hill (N.C. State '87)

2006-07 Roster

No.	Name	Pos.	Ht.	Yr.	Hometown/Previous School
00	Amber White	G	5-6	Fr.	Coatesville, Penn./Coatesville HS
1	Khadijah Whittington	F	6-1	Jr.	Roanoke, Va./Woodrow Wilson HS
2	Nikitia Gartrell	G	5-9	Fr.	Atlanta, Ga./Benjamin E. Mays HS
3	Keisha Brown	F	6-0	Sr.	Charlotte, N.C./Charlotte Christian
4	Sasha Reaves	F/C	6-0	Sr.	Mullins, S.C./Mullins HS
12	Marquetta Dickens	F	6-0	Sr.	Tarboro, N.C./Tarboro HS
15	Ashley Key	G	6-0	Sr.	Atlanta, Ga./Landmark Christian
23	Shayla Fields	G	5-9	So.	Salisbury, N.C./Salisbury HS
24	Lucy Ellison	F	6-1	Fr.	Shiloh, Ga./LaGrange Academy
31	Sharnise Beal	G	5-9	Fr.	New Britain, Conn./New Britain HS
32	Megan Zullo	G	5-8	Fr.	Greenville, N.C./Farmville HS
35	Danielle Wilhelm	G	5-11	Fr.	Wichita Falls, Texas/Notre Dame Catholic (South Plains)
45	Chanita Jordan	C	6-3	Sr.	Philadelphia, Pa./University City HS
55	Gillian Goring	C	6-7	Jr.	Trinidad/Arkansas Fort Smith

2005-06 Results

Date	Opponent	Result
Nov. 18	UNC Greensboro	W, 101-73
20	at St. Joseph's	L, 54-52
25	vs. Iowa State ¹	W, 81-59
26	vs. Rutgers ¹	L, 66-56
30	Vanderbilt	W, 76-67
Dec. 3	Elon ²	W, 73-43
4	Liberty ²	W, 83-69
11	Delaware State	W, 76-58
17	vs. Utah ³	L, 73-62
18	vs. Arkansas State	W, 80-59
21	at Brigham Young	W, 67-65
30	George Washington	W, 76-71
Jan. 2	Virginia Tech	W, 65-44
7	at Wake Forest	L, 65-64
13	at Virginia	W, 73-63
15	North Carolina	L, 65-53
19	at Duke	L, 77-57
22	Dartmouth	W, 78-43
26	Miami	W, 83-77
30	Boston College	L, 75-66
Feb. 2	at North Carolina	L, 75-58
5	at Florida State	L, 75-61
9	Wake Forest	W, 73-70
12	Georgia Tech	W, 65-53
16	at Clemson	W, 78-69
19	Maryland	L, 65-57
24	at Boston College	W, 82-71
Mar. 2	Clemson ⁴	W, 67-53
3	Florida State ⁴	W, 64-60
4	North Carolina ⁴	L, 90-69
18	Tulsa ⁵	L, 71-61

1 - Junkanoo Jam in the Bahamas
2 - NC State Tournament in Raleigh, N.C.
3 - Las Vegas Tournament in Las Vegas, Nev.
4 - ACC Tournament in Greensboro, N.C.
5 - NCAA Tournament in Chicago, Ill.

2006-07 Schedule

Date	Opponent	Time
Nov. 1	EA SPORTS (Exhibition)	7 p.m.
9	HIGH POINT (Pre. WNIT 1st Rd.)	7 p.m.
12	ST. JOHN'S/IONA (Preseason WNIT)	TBA
15	at TBA (Preseason WNIT Semifinals)	TBA
17	UNC WILMINGTON (RBC Center)	6 p.m.
19	at TBA (Preseason WNIT Finals)	TBA
24	at Arizona	7 p.m.
26	at UC-Santa Barbara	2 p.m.
29	SOUTH CAROLINA	7 p.m.
Dec. 2	TEMPLE	2 p.m.
4	WINTHROP	7 p.m.
10	EAST CAROLINA	2 p.m.
20	SAINT JOSEPH'S	6 p.m.
22	LEHIGH	1 p.m.
28	vs. Nebraska ¹	TBA
29	vs. TBA ¹	TBA
Jan. 3	at Maryland	7 p.m.
7	at Xavier	2 p.m.
11	at Boston College (RSN)	7 p.m.
14	WAKE FOREST (RSN)	3 p.m.
18	DUKE	7 p.m.
21	at North Carolina	2 p.m.
25	VIRGINIA	7 p.m.
28	BOSTON COLLEGE (RSN)	1 p.m.
Feb. 1	at Wake Forest	7 p.m.
5	FLORIDA STATE (RSN)	7 p.m.
8	CLEMSON	7 p.m.
11	at Georgia Tech	4 p.m.
16	NORTH CAROLINA (RSN)	7 p.m.
18	at North Carolina Tech (RSN)	TBA
24	at Miami (RSN)	3 p.m.

1 - State Farm Classic at Gainesville, Fla.

BOSTON COLLEGE



Cathy Inglese
Head Coach

February 23, 2007
Silvio O. Conte Forum
Chestnut Hill, Mass.



Sarah Marshall

Eagles' Quick Facts

Location: Chestnut Hill, Mass.
Founded: 1863
Enrollment: 14,500
Conference: Atlantic Coast
Nickname: Eagles
Colors: Maroon and Gold
Arena: Silvio O. Conte Forum (8,606)
President: Rev. William P. Leahy, S.J.
Athletics Director: Gene DeFilippo
2005-06 Record: 21-12
2005-06 Conf. Record/Finish: 6-8/6th
2005-06 Postseason: NCAA Sweet 16
Final Ranking No. 19 USA Today/ESPN
Record vs. Virginia Tech: 2-6

SID: Chris Cameron
WBB Contact:
SID Office Phone: (617) 552-3004
E-Mail: @bc.edu
Address: 321 Cone Forum
Chestnut Hill, MA 02467
Fax: (617) 552-4903
Press Row: (617) 552-8989
Web Site: www.bceagles.com
Head Coach: Cathy Inglese (So. Conn. St. '80)
Record at Boston College (years): 239-151 (13 years)
Career Record: 359-225 (20 years)
Assistants: Kelly Cole (Northwestern '91), Yvonne Hawkins (Ashland '83), Erik Johnson (UC-San Diego '94)

2006-07 Roster

No.	Name	Pos.	Ht.	Yr.	Hometown/Previous School
1	Ayla Brown	G	6-0	Fr.	Wrentham, Mass./Nobles & Greenough
3	Sarah Marshall	G	5-7	Sr.	Falmouth, Maine/Catherine McAuley
4	Kindyll Dorsey	G	5-9	Sr.	Manchester, N.H./The Peddie School
5	Victoria Jones	G	5-4	Sr.	San Marcos, Texas/Baylor
10	Laura Lokites	G	5-5	Jr.	Norton, Mass./Tabor Academy
11	Kathrin Riss	F	6-4	Sr.	Salorno, Italy/Mount de Chantal Visitation Academy
14	Elisabeth Egnell	G/F	6-1	Fr.	Norrkoping, Sweden/Degeerygymnasiet
20	Kaydia Kentish	F	6-3	Jr.	Kingston, Jamaica/Kingston (Tallahassee CC)
21	Corey Rusin	G	5-9	So.	Wilmington, Vt./Wilmington
22	Brittany Johnson	G	5-8	So.	Chicago, Ill./Fenwick
33	Mickel Powell-Picco	G	5-8	Fr.	Austin, Texas/James Bowie
44	Rebecca Miles	F	6-1	Jr.	Queensland, Australia/New Mexico Jr. College

2005-06 Results

Date	Opponent	Result
Nov. 11	Drexel ¹	W, 51-44
13	Richmond ¹	W, 62-51
17	at UConn (Semifinals) ¹	L, 46-60
23	Vermont	W, 79-38
26	vs North Texas ²	W, 62-46
27	at New Hampshire ²	W, 85-58
30	Holy Cross	W, 67-53
Dec. 3	Ohio State	OT L, 61-66
8	Massachusetts	W, 83-44
10	at Quinnipiac	W, 74-44
18	Boston University	W, 66-49
21	Niagara	W, 101-49
28	Stanford	W, 77-69
31	Colgate	W, 73-54
Jan. 5	Maryland	OT L, 64-67
8	at Virginia Tech	L, 62-67
14	Duke	L, 52-66
19	at Miami	L, 68-82
22	Longwood	W, 85-29
26	Virginia	W, 57-43
30	at NC State	W, 75-66
Feb. 2	Wake Forest	W, 77-63
5	at Clemson	OT L, 64-67
9	Georgia Tech	W, 57-55
12	Miami	W, 79-69
16	at Maryland	L, 59-86
20	at North Carolina	L, 62-69
24	NC State	L, 71-82
26	at Florida State	L, 60-71
Mar. 2	vs Virginia ³	L, 54-57
19	vs. No. 9 Notre Dame ⁴	W, 78-61
21	vs. No. 1 Ohio State ⁴	W, 79-69
25	vs. No. 5 Utah ⁵	L, 54-57

1 - NIT First Round at Chestnut Hill, Mass.
2 - New Hampshire Tourn., at Durham, N.H.
3 - ACC Tournament in Greensboro, N.C.
4 - at NCAA Tournament, West Lafayette, Ind.
5 - at NCAA Tournament, Albuquerque, N.M.

2006-07 Schedule

Date	Opponent	Time
Nov. 10	SACRED HEART	7 p.m.
14	DELAWARE	7 p.m.
17	NORTH CAROLINA CENTRAL	7 p.m.
21	at Ohio State	7 p.m.
24	vs. Central Connecticut ¹	TBA
25	vs. at Vermont/Rhode Island ¹	TBA
28	FAIRFIELD	7 p.m.
Dec. 1	at Holy Cross	7 p.m.
5	NEW HAMPSHIRE	7 p.m.
8	at St. Joseph's	TBA
17	MAINE	3:30 p.m.
21	COLGATE	7 p.m.
28	HARVARD	7 p.m.
31	MASSACHUSETTS	1 p.m.
Jan. 4	FLORIDA STATE	7 p.m.
11	NC STATE (RSN)	7 p.m.
14	at Virginia	3 p.m.
18	at Miami	7 p.m.
21	CLEMSON	2 p.m.
25	at Georgia Tech	7 p.m.
28	at NC State (RSN)	1 p.m.
Feb. 1	NORTH CAROLINA	7 p.m.
4	at Maryland (RSN)	4 p.m.
11	MIAMI (ESPN2)	5:30 p.m.
15	at Duke	7 p.m.
18	at Wake Forest	3 p.m.
23	VIRGINIA TECH (RSN)	7 p.m.
25	MARYLAND (RSN)	3 p.m.

1 - URI Invitational at Kingston, RI

2006-2007 OPPONENTS

ALL-TIME SERIES

Opponent	Record	Streak	Last Meeting	Opponent	Record	Streak	Last Meeting
Air Force	1-0	Won 1	W 75-70	Mississippi	0-2	Lost 2	L 57-60
Akron	2-0	Won 2	W 80-59	Mississippi State	4-1	Won 2	W 63-56
Alabama	2-0	Won 2	W 72-59	Missouri	1-0	Won 1	W 82-51
Alabama-Birmingham				Morehead State	5-0	Won 5	W 86-52
American	1-1	Won 1	W 92-57	Norfolk State	3-2	Won 3	W 73-37
Appalachian State	11-2	Won 3	W 75-55	New Hampshire			
Auburn	1-4	Won 1	W 76-61	North Carolina	2-8	Lost 5	L 75-84
Boston College	6-2	Won 3	W 67-62	North Carolina State	0-6	Lost 6	L 44-65
Bradley	2-0	Won 2	W 76-62	Northwestern	1-1	Lost 1	L 64-70
Bridgewater	2-1	Won 1	W 70-58	Northwestern State (La.)	1-0	Won 1	W 71-46
Campbell	1-0	Won 1	W 70-59	UNC Asheville	1-0	Won 1	W 85-47
Carson Newman	1-0	Won 1	W 71-56	UNC Greensboro	5-1	Won 4	W 54-46
Charleston	9-3	Won 8	W 77-50	Northern Arizona	0-1	Lost 1	L 50-80
Cincinnati	12-10	Won 4	W 55-52	Notre Dame	1-5	Lost 1	L 40-53
Charlotte	11-8	Won 7	W 72-61	Ohio University	1-3	Lost 1	L 66-67 ot
Chattanooga	3-0	Won 3	W 64-45	Oklahoma State	1-0	Won 1	W 83-77
Clemson	3-3	Won 3	W 82-70	Old Dominion	6-19	Won 1	W 76-69
Colgate	2-0	Won 2	W 94-50	Oregon	0-1	Lost 1	L 53-73
Colorado State	1-0	Won 1	W 73-69	Penn State	0-1	Lost 1	L 48-61
Connecticut	1-10	Lost 9	L 56-79	Pepperdine			
Cornell	1-0	Won 1	W 73-50	Pittsburgh	5-2	Won 5	W 85-55
Davidson	10-	Won 1	W 87-62	Providence	5-1	Won 3	W 77-56
Dayton	11-2	Won 1	W 68-63	Purdue	0-1	Lost 1	L 62-80
Delaware	2-0	Won 2	W 74-61	Queens College	1-0	Won 1	W 100-51
Delaware State				Radford	19-8	Won 7	W 58-52
DePaul	1-1	Lost 1	L 78-79	Randolph-Macon	1-0	Won 1	W 76-64
Detroit	0-1	Lost 1	L 47-65	Rhode Island	4-2	Won 4	W 68-37
Denver	2-0	Won 2	W 56-40	Richmond	5-4	Won 4	W 54-47
Drexel	1-0	Won 1	W 92-41	Roanoke College	3-0	Won 2	W 103-67
Duke	2-7	Lost 5	L 56-69	Rutgers	2-4	Lost 2	L 43-56
Duquesne	7-3	Won 6	W 66-52	St. Bonaventure	5-1	Won 4	W 73-56
Eastern Illinois	0-1	Lost 1	L 65-70	St. Francis (Pa.)	1-0	Won 1	W 77-62
East Carolina	3-2	Won 2	W 77-45	St. Joseph's (Pa.)	3-1	Won 3	W 62-53
East Tennessee State	8-7	Won 3	W 77-71	St. John's	4-2	Won 4	W 69-38
Emory & Henry	2-0	Won 2	W 61-52	St. Mary's (Calif.)	1-0	Won 1	W 68-58
Evansville	1-0	Won 1	W 79-59	St. Peter's (N.J.)	1-0	Won 1	L 73-48
Florida	0-2	Lost 2	L 57-89	Seton Hall	5-0	Won 5	W 48-42
Florida International	0-1	Lost 1	L 70-79	Siena	0-1	Lost 1	L 64-69
Florida State	9-13	Won 1	W 76-69	South Carolina	6-15	Lost 1	L 51-66
Fordham	8-0	Won 8	W 80-67	South Florida	8-1	Won 2	W 85-69
Furman	2-0	Won 2	W 83-70	Southern Methodist	1-0	Won 1	W 87-61
Gardner Webb	2-0	Won 2	W 76-39	Southern Mississippi	11-19	Won 1	W 105-40
George Mason	3-2	Won 1	W 66-57	Southern Utah	1-0	Won 1	W 63-55
George Washington	9-10	Won 1	#W 68-52	Southwest Missouri State	0-1	Lost 1	L 45-61
Georgetown	3-2	Lost 1	L 50-70	Stetson	0-1	Lost 1	L 77-83
Georgia	0-3	Lost 3	L 60-65	Syracuse	4-2	Won 4	W 75-60
Georgia Southern	1-0	Won 1	W 84-61	Tennessee	0-7	Lost 7	L 52-68
Georgia State	1-0	Won 1	W 80-56	Tennessee-Martin	1-0	Won 1	W 87-55
Georgia Tech	3-0	Won 3	W 70-54	Tennessee Tech	0-1	Lost 1	L 79-94
Hampton	3-0	Won 3	W 83-43	Texas A&M-Chorpus Christi	1-0	Won 1	W 76-64
High Point	1-0	Won 1	W 91-52	Texas Tech	2-1	Won 2	W 69-62
Houston	0-1	Lost 1	#L 72-77 ot	Towson	1-0	Won 1	W 92-61
Howard	2-0	Won 2	W 89-75	Tulane	9-8	Won 1	W 77-65
Illinois	0-1	Lost 1	L 66-68	Valparaiso	1-0	Won 1	W 64-57
Iona	1-0	Won 1	W 50-49	Vanderbilt	0-1	Lost 1	L 63-78
Iowa	1-0	Won 1	^W 89-76	Vermont	1-0	Won 1	#W 76-48
Iowa State	1-0	Won 1	W 67-57	Villanova	3-4	Won 1	W 63-50
James Madison	21-12	Won 8	W 86-71	Virginia	7-27	Won 1	W 65-54
Kentucky	1-1	Won 1	W 76-66	Virginia Commonwealth	17-7	Lost 2	L 60-65
Lamar	0-1	Lost 1	L 54-71	Virginia State	2-3	Won 2	W 62-45
LaSalle	7-4	Won 6	W 64-57	Virginia Union	2-3	Lost 2	L 51-55
Lenoir Rhyne	0-1	Lost 1	L 73-87	Wake Forest	4-3	Won 2	W 56-61
Liberty	12-0	Won 12	W 70-60	Washington State	1-0	Won 1	W 72-50
Longwood	3-1	Won 2	W 89-70	West Virginia	10-5	Lost 1	L 66-69
Louisiana State	1-1	Lost 1	L 65-66	West Virginia State	1-0	Won 1	W 93-40
Louisiana Monroe	0-0			West Virginia Wesleyan	2-0	Won 2	W 100-46
Louisville	17-15	Won 4	W 68-60	Western Carolina	2-0	Won 2	W 102-43
Loyola (Md.)	1-0	Won 1	W 58-55	Western Michigan	2-0	Won 2	W 69-65
Maine	1-0	Won 1	W 79-68	William & Mary	11-1	Won 9	W 72-53
Marshall	8-1	Won 8	W 84-78	Wingate	1-0	Won 1	W 58-43
Maryland	5-2	Lost 1	L 62-68	Winston-Salem State			
Maryland-Baltimore Co.	1-0	Won 1	W 89-36	Winthrop	2-0	Won 2	W 75-45
Massachusetts	4-5	Lost 1	L 54-58	Wisconsin	1-0	Won 1	W 75-64
Memphis	8-11	Won 7	W 77-73	Xavier	2-9	Lost 3	L 46-68
Mercer	2-0	Won 2	W 117-84	Yale	1-0	Won 1	W 95-66
Miami	3-5	Lost 1	L 62-77	Youngstown State	0-1	Lost 1	L 81-92
Miami (Ohio)	1-0	Won 1	W 77-60				
Michigan	0-1	Lost 1	L 63-79				
Michigan State	1-0	Won 1	W 50-36				
Minnesota	0-1	Lost 1	L 56-70				

Bold indicates 2006-07 opponents
^NCAA Tournament game
#WNIT game

YEAR-BY-YEAR VS. 2006-2007 OPPONENTS

Alabama-Birmingham (0-0)

First Meeting

Boston College (6-2)

Dec. 29, 1989	hW	74-65
Jan. 17, 2001	aW	64-52
Feb. 18, 2001	hL (OT)	59-65
Jan. 9, 2002	hW	73-52
Feb. 16, 2003	aL	47-65
Mar. 9, 2003	nW (OT)	74-70
Jan. 24, 2004	hW	80-64
Jan. 8, 2006	hW	67-62

Charlotte (11-8)

Jan. 13, 1979	hL	65-67
Jan. 26, 1980	hL	61-66
Jan. 14, 1981	aL	67-69
Feb. 8, 1983	aW	66-60
Nov. 23, 1985	hW	92-65
Feb. 24, 1986	aL	62-71
Feb. 4, 1988	hL	55-69
Feb. 21, 1989	aW	78-57
Jan. 18, 1992	hL	53-75
Mar. 7, 1992	aL	57-86
Mar. 11, 1992	nW	67-61
Feb. 1, 1993	aL	44-81
Mar. 4, 1993	hW	76-70
Feb. 3, 1994	hW	65-53
Mar. 3, 1994	aW	60-37
Mar. 9, 1994	nW	63-55
Jan. 20, 1995	hW	68-55
Feb. 3, 1995	aW	63-54
Dec. 30, 1999	hW	72-61

Clemson (3-3)

Dec. 29, 1984	aL	90-101
Nov. 27, 1985	hL	76-77
Dec. 18, 2000	aL	59-80
Jan. 3, 2002	hW	68-58
Jan. 20, 2005	aW	81-66
Feb., 9, 2006	hW	82-70

Delaware State (0-0)

First Meeting

Detroit (0-1)

Dec. 28, 1981	nL	47-65
---------------	----	-------

Duke (2-7)

Jan. 24, 1981	hW	65-66
Dec. 11, 1981	aL	58-71
Dec. 5, 1992	aL	63-85
Nov. 15, 1998	aW	72-70
Dec. 8, 1999	hL	61-70
Jan. 9, 2005	aL	67-88
Feb. 6, 2006	hL	62-73
Feb. 22, 2006	aL	51-93
Mar. 3, 2006	nL	56-69

East Tennessee State (8-7)

Jan. 5, 1977	aL	58-71
Dec. 10, 1977	hL	57-78
Feb. 27, 1978	aL	64-74
Nov. 20, 1979	aW	75-63
Feb. 2, 1980	hW	65-54
Dec. 20, 1980	aL	50-88
Feb. 2, 1981	hW	62-56
Jan. 12, 1982	aL	60-80
Dec. 1, 1982	hW	64-63
Nov. 29, 1983	aL	60-67
Nov. 28, 1984	hW	74-51
Jan. 21, 1986	aL	56-74
Dec. 4, 1991	aW	93-86
Dec. 21, 1992	hW	91-59
Jan. 2, 1994	aW	77-71

Florida State (9-13)

Dec. 17, 1979	aL	57-67
Feb. 9, 1980	aW	77-54
Jan. 16, 1982	hL	82-93
Feb. 4, 1984	hW	68-63
Jan. 6, 1985	aL	77-85
Mar. 3, 1985	nW	86-65
Jan. 4, 1986	hW	73-68
Jan. 3, 1987	hW	91-78
Jan. 31, 1987	aL	65-70
Mar. 5, 1987	hW	68-67
Jan. 30, 1988	aL	59-61
Feb. 20, 1988	hW	97-81
Jan. 21, 1989	hW	68-67
Jan. 28, 1989	aL	66-69
Jan. 6, 1990	hL	64-68
Feb. 3, 1990	aL	52-69
Jan. 7, 1991	hL	64-78
Feb. 18, 1991	aL	53-76
Nov. 26, 2000	aL	57-77
Jan. 24, 2005	hL (2OT)	78-81
Feb. 19, 2005	aL (3OT)	83-94
Feb. 13, 2006	aW	76-69

Georgia Tech (3-0)

Mar. 22, 2003	nW	61-59
Feb. 16, 2005	hW	73-48
Feb. 19, 2006	aW	70-54

Howard (2-0)

Dec. 11, 1982	hW	78-54
Dec. 10, 1983	aW	89-75

Iowa State (1-0)

Nov. 28, 2003	nW	67-57
---------------	----	-------

Liberty (12-0)

Feb. 16, 1982	hW	77-44
Feb. 28, 1983	aW	78-74
Jan. 8, 1988	hW	80-54
Feb. 4, 1989	aW	77-56
Nov. 13, 1998	aW	69-55
Nov. 15, 1999	hW	60-45
Nov. 17, 2000	hW	72-51
Dec. 8, 2001	aW	56-40
Dec. 14, 2002	aW	53-50
Jan. 2, 2004	hW	52-45
Dec. 7, 2004	aW	66-55
Dec. 10, 2005	hW	70-60

Louisiana State (1-1)

Dec. 19, 1984	hW	86-77
Nov. 25, 2001	aL	65-66

Maryland (5-2)

Nov. 15, 1994	aW	68-53
Mar. 18, 2000	hL (OT)	60-68
Dec. 11, 2002	aL	60-57
Dec. 13, 2003	hW	63-43
Jan. 2, 2005	hW	77-67
Feb. 24, 2005	aW	87-79
Jan. 23, 2006	hL	62-68

Miami (3-5)

Jan. 7, 2001	hW	64-51
Feb. 5, 2002	hW	72-60
Feb. 20, 2002	aL	53-55
Jan. 28, 2003	aL (OT)	66-67
Feb. 14, 2004	hL	56-65
Feb. 6, 2005	aL	67-78
Feb. 27, 2005	hW	90-45
Jan. 29, 2006	aL	62-77

Morehead State (5-0)

Feb. 19, 1983	hW	61-60
---------------	----	-------

Jan. 16, 1984	aW	75-62
Nov. 27, 1987	nW	59-52
Feb. 25, 1993	aW	94-88
Jan. 6, 1994	hW	86-52

New Hampshire (0-0)

First Meeting

North Carolina (2-8)

Nov. 28, 1979	aL	73-82
Feb. 13, 1981	hW	76-74
Feb. 21, 1983	aL	83-103
Dec. 30, 1983	nL	52-73
Dec. 1, 1984	nW	74-73
Dec. 4, 1985	aL	73-75
Dec. 19, 1991	aL	62-76
Dec. 30, 1994	hL	52-57
Feb. 11, 2005	aL	67-93
Feb. 17, 2006	hL	75-84

North Carolina State (0-6)

Nov. 24, 1980	aL	68-94
Jan. 25, 1982	hL	47-48
Dec. 6, 1982	aL	63-79
Dec. 31, 1983	nL	63-64
Jan. 17, 2005	hL (OT)	75-76
Jan. 2, 2006	aL	44-65

UNC Greensboro (5-1)

Dec. 30, 1991	hW	84-65
Jan. 6, 1993	aL	54-63
Nov. 21, 1996	hW	89-86
Dec. 4, 1997	aW	88-74
Mar. 13, 2002	hW	51-45
Nov. 22, 2002	hW	54-46

Pepperdine (0-0)

First Meeting

Radford (19-8)

Jan. 12, 1977	aL	50-60
Jan. 24, 1978	hL	52-73
Feb. 20, 1978	aL	68-81
Feb. 14, 1979	hL	60-66
Feb. 23, 1980	aW	63-62
Nov. 28, 1981	hW	81-63
Dec. 9, 1982	aW	73-63
Feb. 27, 1985	hW	71-64
Feb. 18, 1986	aL	81-86
Dec. 6, 1986	hW	64-55
Feb. 10, 1988	aW	77-74
Mar. 1, 1989	hW	71-59
Feb. 28, 1990	aW	66-54
Feb. 21, 1991	hW	87-49
Feb. 12, 1992	aL	72-75
Jan. 20, 1993	hW	81-68
Feb. 1, 1994	aW	72-63
Dec. 1, 1994	hW	72-43
Nov. 29, 1995	aL	64-81
Dec. 11, 1996	hL	83-84
Dec. 10, 1997	aW	84-67
Nov. 22, 1998	hW	86-52
Jan. 2, 2000	aW	66-42
Dec. 9, 2000	hW	71-45
Dec. 12, 2001	aW	80-46
Dec. 31, 2002	hW	78-56
Dec. 7, 2005	aW	58-52

Tennessee Tech (0-1)

Nov. 23, 1984	aL	79-94
---------------	----	-------

Virginia (7-27)

Dec. 9, 1976	aL	52-54
Feb. 23, 1977	hL	58-67

Jan. 9, 1978	aL	39-54
Mar. 3, 1978	hL	38-58
Jan. 17, 1979	hL	58-64
Jan. 14, 1980	nL	38-48
Jan. 3, 1981	nL	43-58
Mar. 7, 1981	nL	41-49
Feb. 6, 1982	nW	63-56
Jan. 8, 1983	aL	66-70
Jan. 4, 1984	nL	70-88
Jan. 16, 1985	aL	62-74
Dec. 10, 1985	nL	58-87
Dec. 9, 1986	aL	43-73
Dec. 8, 1987	hL	57-74
Nov. 29, 1988	aL	73-75
Jan. 3, 1989	hL	77-79
Nov. 28, 1990	aL	44-93
Dec. 8, 1992	hL	59-93
Dec. 8, 1993	aL	66-78
Jan. 13, 1995	hW	69-62
Dec. 6, 1995	aL	38-80
Feb. 6, 1997	hL	41-90
Nov. 25, 1997	aL	49-64
Nov. 30, 1998	hW	81-65
Dec. 20, 1999	aL	62-67
Nov. 30, 2000	hW	57-56
Nov. 29, 2001	aL	58-60
Dec. 3, 2002	hW	72-56
Nov. 23, 2003	aW	63-62
Jan. 28, 2005	aL	67-70
Feb. 13, 2005	hL	58-61
Jan. 16, 2006	hL	59-78
Feb. 2, 2006	aW	65-54

Wake Forest (4-3)

Dec. 9, 1978	hL	56-75
Dec. 29, 2003	hW	70-59
Jan. 31, 2005	hW	74-64
Mar. 4, 2005	nL	56-61
Jan. 19, 2006	aL (OT)	71-77
Feb. 26, 2006	hW	76-42
Mar. 2, 2006	nW	73-60

West Virginia (10-5)

Feb. 22, 1978	aL	72--75
Feb. 21, 1979	hW	73-61
Feb. 20, 1980	aW	71-67
Dec. 13, 1980	nW	74-67
Jan. 2, 1982	nL (2 OT)	81-82
Jan. 15, 1983	aL	66-71
Jan., 13, 1984	hW	73-62
Dec. 20, 1990	hL	80-84
Mar. 1, 1995	aW	82-66
Feb. 14, 2001	aW	92-53
Jan. 16, 2002	hW	67-62
Jan. 18, 2003	aW	55-48
Mar. 1, 2003	hW	76-64
Mar. 8, 2003	nW	66-60
Feb. 10, 2004	aL	66-69

William & Mary (11-1)

Jan. 28, 1977	aW	57-47
Dec. 20, 1977	Ln	65-80
Feb. 4, 1978	hW	65-57
Feb. 23, 1979	aW	64-59
Jan. 8, 1980	hW	60-56
Nov. 29, 1980	hW	65-63
Nov. 24, 1981	aW	89-58
Jan. 7, 1987	hW	56-50
Dec. 18, 1987	aW	58-51
Jan. 2, 1991	hW	75-60
Jan. 6, 1992	aW	62-42
Jan., 2, 1995	aW	72-53

Winston-Salem State (0-0)

First Meeting

ACC SPORTS



THE ATLANTIC COAST CONFERENCE



There's nothing quite like ACC basketball ... it's action-packed and thrilling. The Hokies are proud to be a part of the most exciting and most televised conference in the nation.

— Beth Dunkenberger

THE ATLANTIC COAST CONFERENCE

The Tradition

Consistency. It is the mark of true excellence in any endeavor.

However, in today's intercollegiate athletics, competition has become so balanced and so competitive that it is virtually impossible to maintain a high level of consistency.

Yet the Atlantic Coast Conference has defied the odds. Now in its 54th year of competition, the ACC has long enjoyed the reputation as one of the strongest and most competitive intercollegiate conferences in the nation. And that is not mere conjecture, the numbers support it.

Since the league's inception in 1953, ACC schools have captured 100 national championships, including 52 in women's competition and 48 in men's. In addition, NCAA individual titles have gone to ACC student-athletes 130 times in men's competition and 71 times in women's action.

Since 1977, when the league adopted women's basketball and a tradition of excellence was established, the ACC has continued to soar to new heights. The 2005-06 season elevated the stage yet again, marking the first time in NCAA history that a conference sent three teams to the same Final Four. The title game pitted an automatic ACC winner as second-seeded Maryland faced No. 1 seed Duke. The Terrapins claimed their first national title in school history and the league's second with a thrilling 78-75 overtime game at the TD Banknorth Garden in Boston, Mass., on April 4, 2006.

Nine ACC teams earned postseason bids in 2006, including seven NCAA Tournament berths, the second consecutive year the league has tallied seven bids to the Big Dance. With 75 percent of its membership competing in the postseason play, the ACC boasted the highest league participation amongst the nation.

Over the years, ACC women's basketball teams have gained global recognition through their television exposure. The 2005-06 schedule features 47 televised games, the most in ACC women's basketball history. The television package includes 84 television appearances, including Michigan State at Maryland (1/6) on CBS and Tennessee at North Carolina (12/3) on ESPN. In addition, the ACC will broadcast nine games on ESPN2 and five on Fox Sports Net and affiliates. Twenty-nine match-ups will be featured on the league's regional sports network, which includes Comcast SportsNet, Fox Spots Net South,



SunSports and New England's Sports Network (NESN).

The ACC was 66-51 (.564) in front of a national televised audience last season. Duke, Maryland and North Carolina all pitted over a 70 percent winning percentage when showcased on television. The Tar Heels boasted an ACC-best overall record with a 17-1 mark (.944) on the big screen, while the Terrapins wrapped up a five-game win streak on ESPN at the NCAA Championship tilt last season.

The league's women's basketball programs rank among the best in the country in terms of the NCAA Tournament, having made 132 appearances and won 156 games in the last 29 years, 20 of them as a number one seed. In addition to sending three teams to the same final four for the first time in history, the league boasts such national accomplishments as sending at least one team to the "Sweet 16" for 18 consecutive years and at least one to the Final Four in 10 of the last 18 years. The conference has also made 13 trips to the Final Four in the last 25 years with three teams finishing second and North Carolina and Maryland capturing National Championships in 1994 and 2006, respectively.

Since 1989, the ACC has placed 14 players on the All-Final Four team, while Maryland's Laura Harper joined the ranks of Virginia's Dawn Staley and North Carolina's Charlotte Smith, who was dubbed the NCAA Tournament Most

Outstanding Player in 2006. In all, 56 ACC players have been named to the NCAA Tournament All-Region teams, with nine Most Outstanding Player recognitions.

Four players have garnered National Player of the Year accolades while competing under the ACC banner. Staley was a back-to-back selection in 1991 and 1992, while Smith received the ESPY award in 1995. Duke's Alana Beard was recognized with National Player of the Year honors in both 2003 and 2004, while UNC's Ivory Latta, who returns for her final collegiate season, earned ESPN.com National Player of the Year last season.

Five league coaches have combined to earn 12 national coach of the year awards. Duke's Gail Goestenkors, North Carolina's Sylvia Hatchell, Virginia's Debbie Ryan, Maryland's Chris Weller and NC State's Kay Yow have all garnered national recognition.

Seven ACC representatives, including coaches and student-athletes, have participated in the Olympics. NC State's Kay Yow, assisted by Sylvia Hatchell of UNC, headed up the 1988 gold medal-winning Olympic team.

Maryland's Vicky Bullett was a member of both the 1988 and 1992 Olympic teams. Staley, a three-time Olympian, struck gold in Athens as a member of the 2004 title squad. Duke's Gail Goestenkors served as an assistant coach on the gold medal-winning team in Athens.

Since the inaugural season of the Women's National Basketball Association in 1997, the ACC has been a recognizable presence in the league. Fifty-two former ACC stars have played on the hardwood in the WNBA, while five former players have worked the sidelines as coaches.

The ACC also stands at the forefront of intercollegiate athletics in terms of the academic accomplishments of its student-athletes. Since 1983, 482 women's basketball players have received ACC Academic Honor Roll recognition. The 2005-06 academic year included 47 selections.

In addition, ACC women's basketball players have earned first-team Academic All-America honors six times, including Virginia's Val Ackerman in 1981, the former President of the WNBA. In 1997, NC State's Jennifer Howard was tabbed GTE CoSIDA Academic Player of the Year after posting a flawless 4.0 grade point average throughout her career. Thirteen players have earned ACC postgraduate scholarships, while three others were named NCAA Postgraduate Scholars.

2005-06 in Review

The 2005-06 academic year concluded with the league pocketing an all-time high six national team titles and 15 individual NCAA crowns. In all, the ACC has won 57 national team titles over the last 16 years. The ACC has won two or more NCAA titles in 24 of the past 26 years.

2005-06 ACC National Championships

Field Hockey: Maryland
Men's Soccer: Maryland
Women's Basketball: Maryland
Men's Lacrosse: Virginia
Women's Golf: Duke
Men's Outdoor Track & Field: Florida State

The Championships

The conference will conduct championship competition in 25 sports during the 2006-07 academic year - 12 for men and 13 for women.

The first ACC championship was held in swimming on February 25, 1954. The conference did not conduct championships in cross country, wrestling or tennis during the first year.

The 12 sports for men include football, cross country, soccer, basketball, swimming, indoor and outdoor track, wrestling, baseball, tennis, golf and lacrosse. Fencing, which was started in 1971, was discontinued in 1981.

Women's sports were initiated in 1977 with the first championship meet being held in tennis at Wake Forest University.

Championships for women are currently conducted in cross country, volleyball, field hockey, soccer, basketball, swimming, indoor and outdoor track, tennis, golf, lacrosse, softball and rowing.

A History

The Atlantic Coast Conference was founded on May 8, 1953, at the Sedgefield Inn near Greensboro, N.C., with seven charter members - Clemson, Duke, Maryland, North Carolina, North Carolina State, South Carolina and Wake Forest - drawing up the conference by-laws.

The withdrawal of seven schools from the Southern Conference came early on the morning of May 8, 1953, during the Southern Conference's annual spring meeting. On June 14, 1953, the seven members met in Raleigh, N.C., where a set of bylaws was adopted and the name became officially the Atlantic Coast Conference.

Suggestions from fans for the name of the new conference appeared in the region's newspapers prior to the meeting in Raleigh. Some of the names suggested were: Dixie, Mid South, Mid Atlantic, East Coast, Seaboard, Colonial, Tobacco, Blue-

Gray, Piedmont, Southern Seven and the Shoreline.

Duke's Eddie Cameron recommended that the name of the conference be the Atlantic Coast Conference, and the motion was passed unanimously. The meeting concluded with each member institution assessed \$200.00 to pay for conference expenses.

On December 4, 1953, conference officials met again at Sedgefield and officially admitted the University of Virginia as the league's eighth member. The first, and only, withdrawal of a school from the ACC came on June 30, 1971, when the University of South Carolina tendered its resignation.

The ACC operated with seven members until April 3, 1978, when the Georgia Institute of Technology was admitted. The Atlanta school had withdrawn from the Southeastern Conference in January of 1964.

The ACC expanded to nine members on July 1, 1991, with the addition of Florida State University.

The conference expanded to 11 members on July 1, 2004, with the addition of the University of Miami and Virginia Polytechnic Institute and State University. On October 17, 2003, Boston College accepted an invitation to become the league's 12th member starting July 1, 2005.

School Affiliations

BOSTON COLLEGE — Charter member of the Big East Conference in 1979; joined the ACC in July, 2005.

CLEMSON — Charter member of the Southern Intercollegiate Athletic Association in 1894, a charter member of the Southern Conference in 1921, a charter member of the Atlantic Coast Conference (ACC) in 1953.

DUKE — Joined the Southern Conference

in December, 1928; charter member of the ACC in 1953.

FLORIDA STATE — Charter member of the Dixie Conference in 1948; joined the Metro Conference in July, 1976; joined the ACC July, 1991.

GEORGIA TECH — Charter member of the Southern Intercollegiate Athletic Association in 1894, charter member of Southern Conference in 1921, charter member of the SEC in 1932, joined the ACC in April, 1978.

MARYLAND — Charter member of the Southern Conference in 1921, charter member of the ACC in 1953.

MIAMI — Charter member of the Big East Football Conference in 1991; joined the ACC in July, 2004.

NORTH CAROLINA — Charter member of the Southern Intercollegiate Athletic Association in 1894, charter member of the Southern Conference in 1921, charter member of the ACC in 1953.

NC STATE — Charter member of the Southern Conference in 1921; charter member of the ACC in 1953.

VIRGINIA — Charter member of the Southern Intercollegiate Athletic Association in 1894, charter member of the Southern Conference in 1921, resigned from Southern Conference in December 1936, joined the ACC in December, 1953.

VIRGINIA TECH — Charter member of the Southern Conference in 1921; withdrew from the Southern Conference in June, 1965; became a charter member of the Big East Football Conference in Feb. 5, 1991; joined the ACC in July, 2004.

WAKE FOREST — Joined the Southern Conference in February, 1936, charter member of the ACC in 1953.



Virginia Tech Director of Athletics Jim Weaver and ACC Commissioner John Swofford at the announcement that the Hokies were joining the ACC in 2004.

THE ACC TOURNAMENT

ACC Tournament Seeding

Seeding for the Basketball Championship will be determined by the regular season Conference standings. In case of a tie, the following formula will be used:

(1) When two teams are tied in the standings, regular season head-to-head results are used as the tiebreaker.

(2) If the tied teams played each other twice in the regular season and split their games, then each team's record vs. the team occupying the highest position in the final regular season standings (or in case of a tie for first place, the next highest position in the regular season standings) and then continuing down through the standings until one team gains an advantage.

(a) When arriving at another pair of tied teams while comparing records, use each team's record against the collective tied teams as a group (prior to their own tie-breaking procedures), rather than the performance against the individual tied teams.

(b) When comparing records against a single team or a group of teams, the higher winning percentage shall prevail, even if the number of games played against a team or group is unequal (i.e., 2-0 is better than 3-1; 1-0 is the same as 2-0; 2-0 is the same as 4-0; 2-1 is the same as 4-2; 1-0 is better than 1-1; 0-1 is the same as 0-2; 0-2 is the same as 0-4). If the winning percentage of the tied teams is equal against a team, or a group of tied teams, continue down through the standings until one team gains an advantage.

(3) If three or more teams are tied in the standings, the following procedures will be used:

(a) The combined record of conference games between the tied teams involved will be compiled. Ties will be broken and seedings assigned based on the winning percentage of the combined conference records. The higher winning percentage shall prevail, even if the number of games played against the team or group is unequal (i.e., 2-0 is better than 3-1; 1-0 is the same as 2-0; 2-0 is the same as 4-0; 2-1 is the same as 4-2; 1-0 is better than 1-1; 0-1 is the same as 0-2; 0-2 is the same as 0-4)

(b) If procedure (a) fails to break the tie, then each tied team's record shall be compared to the team occupying the highest position in the final regular-season standings, continuing down through the standings until one team gains an advantage by a higher winning percentage.

(c) If the tie is broken by (a) or (b) regarding one or more teams, but three or more teams remain tied, then procedures (a) and (b) will be re-applied among those tied teams only.

(d) If two teams remain tied, procedures (1) and (2) will be followed.

(4) If there is more than one tie in the standings, and when utilizing the tie-breaking procedures there are a pair of teams tied, a

1st Round	Quarterfinals	Semifinals	Finals
Thursday	Friday	Saturday	Sunday
March 1	March 2	March 3	March 4



RSN-TV - FOX Sports Net South, ComCast Sports Net, Sun Sports, NESN (New England Sports Network)

team's record against the combined tied teams (prior to their own tie-breaking procedures) is used, rather than performance against the individual tied teams.

(5) If procedures (2) and/or (3) fail to establish an advantage, a coin flip to break the tie will be conducted by the commissioner after the final regular season game before the Conference Championship.

(6) If a coin flip or draw (for a three or more team tie) is required, the procedure takes place immediately following the conclusion of the last regular season game prior to the Conference Championship.

The procedure is administered by the commissioner or a designated assistant. This session is open to the media and to athletics department representatives from the tied teams.

The Buildings

In the past 29 years of the ACC Women's Basketball Tournament, there have been eight

different sites. The inaugural tournament was held in 1978 at University Hall on the campus of the University of Virginia in Charlottesville. The Tournament then moved to Reynolds Coliseum in Raleigh, N.C., in 1979, hosted by North Carolina State University. The University of Maryland's Cole Field House in College Park was the site of the 1980 Tournament, while Clemson University's Littlejohn Coliseum, was home to the 1981 event. It returned to Reynolds Coliseum in 1982.

The Conference Tournament remained in North Carolina from 1983 to 1991, hosted by Fayetteville's Cumberland County Memorial Arena. The Tournament then moved to Winthrop Coliseum in Rock Hill, S.C. for a four year span (1992-96), until the 1997 move to Independence Arena in Charlotte, N.C., which hosted the event for three years.

Over the last seven years, the ACC Women's Basketball Tournament was held in the Greensboro Coliseum, which will also serve as its home through the 2009 Tournament.

JOHN SWOFFORD

Atlantic Coast Conference Commissioner

Now in his tenth year as commissioner, John Swofford has made a dramatic impact on the Atlantic Coast Conference and college athletics and is regarded as one of the top administrators in the NCAA.

Swofford assumed his role as the fourth full-time commissioner in the 52-year history of the Atlantic Coast Conference in July of 1997. He follows James H. (Jim) Weaver, the league's first Commissioner from 1954-1970, Robert (Bob) James, who served from 1971-1987 and Eugene F. (Gene) Corrigan, who held the position from 1987 to 1997.

In addition to overseeing one of the nation's largest athletic conferences, Swofford has been pivotal in positioning the Atlantic Coast Conference for the future. In 2003, on behalf of the nine league institutions and the ACC Council of Presidents, he introduced Miami, Virginia Tech and Boston College as the newest members of the ACC.

The 2005-06 academic year marked the ACC's first year as a 12-member conference. In addition to the Inaugural ACC Football Championship Game in Jacksonville, Fla., the league claimed an all-time high six national titles and established new conference standards for excellence in the NFL draft, Women's Basketball Final Four, College World Series, television ratings and numerous Olympic Sport national successes.

With the expansion, Swofford's leadership and negotiating skills helped bring the conference extended and enhanced television contracts in both football and basketball. In May of 2004, the league extended its relationships with ABC, ESPN and Jefferson-Pilot by renegotiating its football television agreements. Highlights include the rights to the Inaugural ACC Football Championship Game and significant increases in the number of televised games through 2010.

In May of 2000, Swofford negotiated one of the nation's most lucrative basketball television contracts with Raycom/Jefferson-Pilot Sports through the 2010-11 season. After the addition of the three new conference members, under Swofford's guidance, Raycom/Jefferson-Pilot increased its financial commitment to the ACC basketball package in May of 2004. During his tenure, the ACC has become the only conference to have television packages with two national cable networks - ESPN and Fox Sports Net. The results of these packages increased the television audience of ACC basketball by over 25 percent.

In order to reach the expanding audience of ACC fans, Swofford also negotiated an agreement with XM Satellite Radio, to broadcast the league's football, men's and women's basketball games nationally.

The North Wilkesboro, N.C., native was a prime mover in the creation of the ACC/Big Ten Basketball Challenge, a three-day series matching

two of the nation's premiere college basketball conferences.

Highly respected by his peers, Swofford was a force in the development and growth of the Bowl Championship Series (BCS) to determine an annual national champion in Division I football. In addition to being involved with the BCS since its inception, he served as Coordinator of the BCS for the 2000 and 2001 college football seasons and is currently the chair of the Division I-A Collegiate Commissioners Association.

Since becoming Commissioner in 1997, Swofford has been responsible for securing increased bowl opportunities for the ACC. This past year a league-record eight teams earned bowl bids and in 2002, the conference set an NCAA record when seven of its nine teams (78%) participated in bowl play.

In January of 2001, the Triangle Chapter of the College Football Hall of Fame named Swofford the recipient of its "Outstanding American Award." In the fall of 2002, he was named to the North Carolina High School Athletic Association's Hall of Fame and in December of 2003 he was inducted into the Chick-fil-A Peach Bowl Hall of Fame. In 2003, The Sporting News named Swofford the fifth most influential person in sports in the United States. The Atlanta Sports Council presented Swofford with the 2004 Horizon Award, recognizing him as the national Sports Business Executive of the Year.

During Swofford's first nine years as Commissioner, ACC teams have won 31 national titles while participating in 45 national championship games. In addition, 798 ACC teams have participated in various NCAA championships during his nine years - an average of over 88 NCAA teams per year.

A long-time advocate of the importance of academics and student-athlete welfare, Swofford stimulated the formation of the league's first-ever ACC Student-Athlete Advisory Committee. This group of current ACC student-athletes gives the conference direct feedback on their experiences participating at the highest level of college athletics.

Swofford placed an added emphasis on the development of women's basketball in the ACC with the hiring of an Associate Commissioner for Women's Basketball to oversee all aspects of the sport on both a conference and national level.

In addition to his influence and presence in the ACC, Swofford has been a prominent leader in intercollegiate athletics, serving as President of the National Association of Collegiate Directors of Athletics (NACDA) in 1993-94. In 2002, Swofford was appointed as a member of the NCAA Football Oversight Committee. In addition, he has served as a member of the prestigious NCAA Executive Committee. He was named chairman of the NCAA Football Television Committee in 1984 and



was also chairman of the NCAA Communications and NCAA Special Events/Post-season Bowl Committees. Swofford is a past chairman of the NCAA Division I Championship Committee and was appointed to the NCAA Special Committee to Study a Division I-A Football Championship.

During his 21 years as an athletics director and assistant athletics director in the league, Swofford chaired numerous ACC committees, including five terms as chair of the ACC Television Committee.

The Director of Athletics at the University of North Carolina from 1980 to 1997, Swofford was instrumental in building North Carolina's athletics department into one of the country's most respected programs. During his tenure, Tar Heel athletic teams claimed 123 ACC championships and 24 national collegiate titles, including two in men's basketball and one in women's basketball. During the 1993-94 year, the Tar Heels captured the inaugural Sears Directors' Cup, emblematic of the collegiate all-sports champion. North Carolina finished in the Top Six of the Sears Cup standings in each year of Swofford's tenure that the award was given. Four of Swofford's coaching hires at UNC went on to win national championships at the school.

The University chose to recognize his many accomplishments by establishing the John D. Swofford women's athletics scholarship and naming an auditorium in the school's football complex in his honor.

Swofford began his administrative career when past ACC Commissioner and then University of Virginia Athletics Director Gene Corrigan hired him as the school's athletic ticket manager and assistant to the director of athletic facilities and finance in the fall of 1973.

He returned to Chapel Hill in May 1976 as assistant athletics director and business manager, handling all of the athletic department's business affairs. Swofford dropped the business manager title in January 1979, and was named assistant executive vice-president of the Educational Foundation.

Swofford became the school's athletic director on May 1, 1980. At the age of 31, he was the youngest major college Athletics Director in the nation at the time.

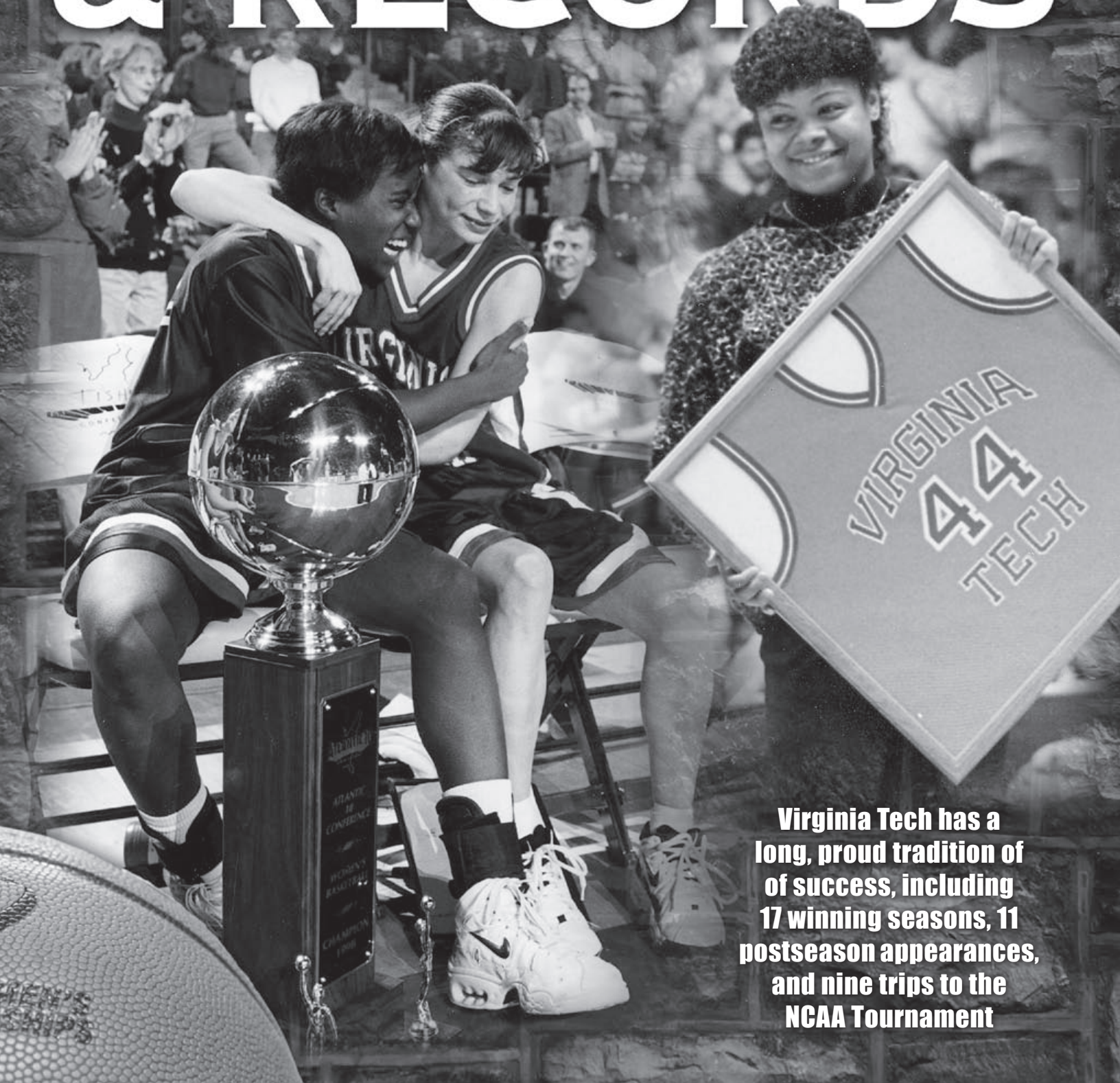
John and his wife Nora reside in Greensboro, N.C. Together they have three children, Autumn and Chad Swofford and Nora's daughter, Amie, who is married to Keith Furr.

2012 EAST

25 YEARS
NCAA
WOMEN'S
CHAMPIONSHIPS
CELEBRATING 25 YEARS OF
NCAA WOMEN'S BASKETBALL



VIRGINIA TECH HISTORY & RECORDS



Virginia Tech has a long, proud tradition of success, including 17 winning seasons, 11 postseason appearances, and nine trips to the NCAA Tournament

HOKIE HOOPS HISTORY

From a humble beginning more than 30 years ago, Virginia Tech has developed into one of the nation's top women's college basketball programs

The Beginnings

Women's basketball at Virginia Tech began in 1970 as a club sport under the direction of coach Ganna Roberts. John Ristroph coached the squad during the 1972-73 season. In 1973, Joe Sgro, a professor at Tech, took over the team until 1976 when John Wetzel was named head coach. The women's basketball team gained full varsity status beginning with the 1976-77 season.

Tech's Varsity Coaches


The Hokies' first varsity coach was former Tech player and former assistant coach of the Portland Trail Blazers, John Wetzel. He played on the men's team from 1963-66 then went on to play pro ball with the Lakers, Suns and Hawks before coming back to Tech to finish his education and coach the women's squad. In his first and only season his team recorded a 7-9 record.

Taking over for Wetzel in 1977 was Carolyn Owen, whose team registered an 8-16 mark. In 1978, Carol Alfano came on the scene and in just her second season she guided the Tech women to their first winning record. Bonnie Henrickson became the Hokies' fourth head coach in 1997, taking over for Alfano, who had served as Tech's coach for 19 seasons.

Beth Dunkenberger became head coach in 2004 and guided Tech to a 17-12 record and an NCAA Tournament appearance in the Hokies' first season as members of the ACC. Dunkenberger followed up last year with a 21-10 worksheet and led the Hokies into the NCAA Second Round.

First Scholarship Players

The first women's basketball player to earn any kind of scholarship was Helena Flannagan in 1977, when she received partial aid. Kim Albany (1978-82), who was recruited by Carolyn Owen, was Tech's first full scholarship player. Also in 1978, Sis Spriggs received a full grant, and partials went to Donna Cooper, Pauline Landis and Sandy Berry.



Renee Dennis is the Hokies' all-time leading scorer.

Kerri Gardin was selected in the third round of last year's WNBA Draft.

Retired Jersey

Renee Dennis' No. 44 jersey was retired at the conclusion of her career in 1987. Dennis, from Bridgeport, Conn., is one of only 14 athletes in Tech athletic history to have his or her jersey retired. She was the first female athlete to receive that honor, and one of only two so far in Hokie history.

The others to have their jerseys retired are football coach Frank Beamer, football players Cornell Brown, Carroll Dale, Jake Grove, Frank Loria, Jim Pyne, Bruce Smith and Michael Vick, men's basketball stars Dell Curry, Vernell "Bimbo" Coles, Allan Bristow and Ace Custis, baseball coach Chuck Hartman, baseball player Johnny Oates, and volleyball standout Lisa Pikalek.

Professional Players

Renee Dennis played professionally in Australia where she was her division's Player of the Year in 1989-90. Wendy Sanders played professionally in Belgium.

Tere Williams became the first Hokie to be selected in the WNBA Draft when she was picked in the third round by the Phoenix Mercury. Ieva Kublina was drafted in the third round (31st overall) in the 2004 draft by the Indiana Fever.

At the conclusion of the 2005-06 season, the Hokies' Kerri Gardin was selected in the third round (34th overall) of the WNBA Draft by the Chicago Sky.

Dawn Chriss, Gardin, Kublina and Williams are currently playing professionally in Europe.

Academic Excellence

Christi Osborne was named to the GTE Academic All-America first team in 1994-95 and was a second-team member in 1993-94. Several Hokies have been named to the GTE District III Academic All-America team, including Amy Byrne (1988-89), Christi Osborne (1992-93, 1993-94, 1994-95), Maria Albertsson (1997-98, 1998-99), Amy Wetzel (1998-99, 1999-00) and Sarah Hicks (2001-02). Osborne also was a recipient of the Rawlings Scholarship Award (1994-95).

Best of the Metro

The Virginia Tech women's basketball team won two championships as a member of the Metro Conference. Tech won the 1994 Metro Conference Tournament by knocking off Virginia Commonwealth, UNC Charlotte and Southern Mississippi in succession. The Hokies captured the 1995 Metro regular season championship with a 10-2 league record.

Atlantic 10 Champs

The Hokies captured the Atlantic 10 Tournament championship in 1998 with a thrilling 66-64 overtime win over host Massachusetts. Virginia Tech won the Atlantic 10 regular season title in 1998-99 with a 15-1 league record.

National Honors

Tere Williams and Lisa Witherspoon were named as honorable mentions to the 1999 Associated Press All-America teams. In 1995, Jenny Root was an honorable mention selection to the Kodak All-America team. The Women's Basketball News Service named Tere Williams to the 1998 Freshman All-America third team.

All-Atlantic Coast Conference

Kerri Gardin represented Virginia Tech on the All-Atlantic Coast Conference team, earning honorable-mention honors during the 2004-05 season. Gardin averaged a double-double against the rest of the league, with 12.2 points per game during ACC play while pulling down 10.1 rebounds a contest. Both were team-highs during the conference slate.

Gardin again earned all-conference honors during the 2005-06 season. She was second on the team in scoring with 12.4 points per game. Gardin led the league in rebounds per contest, pulling down 10.0 per game.

All-BIG EAST Conference

Tere Williams was the first Hokie to be selected for All-BIG EAST honors after being named to the all-conference second team following the 2000-01 season. Ieva Kublina was selected the 2001-02 BIG EAST Conference Most Improved Player and was named to the all-conference second team. Sarah Hicks was a member of the 2001-02 all-conference third team. Kublina became the first Tech player to be named to the All-BIG EAST first team in 2002-03 and Carrie Mason was named to the 2003 BIG EAST All-Rookie team. Kublina was a selected to the 2004 All-BIG EAST second team.



Christi Osborne was honored both for her performance on the court and in the classroom.

All-Atlantic 10 Conference

The Hokies were well represented on the All-Atlantic 10 Conference teams during their five years in the league. Michelle Houseright was the first Virginia Tech player named to the All-Atlantic 10 team in 1996 as a second-team selection and Lisa Witherspoon was a second-team pick in 1999. Other Hokies named to the team include Tere Williams, a first-team selection in 1999 and 2000 and a second team member in 1998, Amy Wetzel, a second-team choice in 1999 and 2000, and Chrystal Starling, a member of the third team in 2000.

All-Metro Conference

In 14 seasons as a Metro Conference member, Virginia Tech placed 12 players on the all-conference team, including Jenny Root, who was honored as the 1994-95 Player of the Year. Hokies named to the first team include Taiqua Brittingham (1984), Renee Dennis (1986, 87), Susan Walvius (1986), Amy Byrne (1989), and Jenny Root (1994, 95). Second-team selections include Angie Kelly (1986), Maureen Donovan (1987), Michelle Bain (1988), Amy Byrne (1989), Missy Sallade (1989, '90), Jeni Garber (1991), Lisa Griffith (1992), Christi Osborne (1993, '94, '95) and Jenny Root (1993).

Tournament Stars

Virginia Tech players have left their mark in postseason play through the years. Ieva Kublina was named to the 2003 BIG EAST All-Tournament Team and to the 2002 WNIT All-tournament team. Tere Williams (1998) and Amy Wetzel (1999) were named to the All-Atlantic 10 Tournament team, as was former Tech standout Michelle Houseright (1998). Christi Osborne was a three-time member of the All-Metro Tournament team (1992, 93, 94) and was selected as the 1994 Most Valuable

Player. Two-time All-Metro tournament members include Taiqua Brittingham (1983-84), Renee Dennis (1986-87), Jeni Garber (1988-89) and Sue Logsdon (1993-94).

Freshmen Phenoms

Freshmen have made an immediate impact on the women's basketball program through the years. After the 2002-2003 season, Carrie Mason was named as an Honorable Mention selection to the WomensCollegeHoops.com All-American Freshman team and was a member of the BIG EAST All-Rookie Team. Tere Williams was named to the 1998 Women's Basketball News Service Freshman All-American third team as well as being named Atlantic 10 Co-Rookie of the Year. Virginia Tech placed one player on the Atlantic 10 All-Rookie team in each of its five seasons in the league. Three Hokies, Jeni Garber (1988-89), Sue Logsdon (1990-91) and Christi Osborne (1991-92), were named to the Metro Conference All-Rookie team.

1,000-Point Club

Nineteen Virginia Tech women's basketball players have reached the 1,000-point plateau, with the most recent being Kerri Gardin, who joined the club during the 2005-06 season. Tech's all-time leading scorer is Renee Dennis. Dennis totalled 1,791 points during her Tech career. Other Hokies who have reached the 1,000-point plateau are, Tere Williams (1,750), Ieva Kublina (1,647), Jenny Root (1,582), Christi Osborne (1,500), Amy Wetzel (1,444), Carrie Mason (1,369), Chrystal Starling (1,340), Amy Byrne (1,291), Susan Walvius (1,161), Robin Lee (1,147), Dawn Chriss (1,121), Erin Gibson (1,117), Michelle Houseright (1,112), Sarah Hicks (1,092), Angie Kelly (1,092), Michelle Bain (1,068), Kerri Gardin (1,061) and Lisa Griffith (1,033).

POSTSEASON APPEARANCES

1994 NCAA

- In 1994, Virginia Tech, with a 24-5 record, captured the Metro Conference Tournament title and advanced to the Hokies' first NCAA Tournament. Tech was seeded eighth in the East Region and played host to Auburn in a first-round game at Cassell Coliseum. Auburn, on the strength of 24 points and 12 rebounds from Danielette Coleman, defeated the Hokies 60-51. Tech guard Christi Osborne led the Hokies with 22 points and seven rebounds.

1995 NCAA


- Tech kept up its success in 1995 by claiming the Metro Conference regular season championship with a 21-8 record. The Hokies, again seeded eighth in the East Region, faced St. Joseph's in the first round at the University of Connecticut's Gampel Pavilion. The Hokies downed the Hawks, 62-52, behind 18 points from Christi Osborne. The Hokies' second-round opponent, UConn, ended up as the 1995 NCAA champion. Guard Jennifer Rizzotti burned the Hokies for 20 points as the Huskies advanced, 91-45.

1998 NCAA

- With former Tech assistant coach Bonnie Henrickson back in Blacksburg as the head coach, the Hokies posted their third trip to the NCAA Tournament in five years in 1998. Tech traveled to Gainesville, Fla., as the No. 11 seed in the NCAA West Region. The Hokies, behind a record-breaking performance from guard Amy Wetzel, surprised sixth-seeded Wisconsin, which was ranked No. 23 at the time, 75-64. Wetzel set a Tech record and tied an NCAA West Region free throw mark by converting 16 free throws for a career-high 28 points. The Hokies, however, would bow out after round two as host Florida, ranked No. 12, won 89-57. Wetzel again led all scorers with 24 points.

1999 NCAA

- The Hokies used the 1999 season to establish themselves as one of the nation's elite programs. Henrickson led Tech to a school-record 28-3 finish, including a 15-1 Atlantic 10 mark. Cassell Coliseum was the site for NCAA first- and second- round games. The Hokies dispatched Saint Peter's, 73-48, before defeating Auburn, 76-61, to earn the program's first "Sweet 16" appearance. Tech traveled to Greensboro, N.C., to face second-ranked Tennessee in the NCAA East Regional. Behind 27 points from national player of the year Chamique Holdsclaw, the Volunteers eliminated Tech, 68-52, to advance.



The Hokies appeared in the Sweet 16 in the East Regional at the Greensboro Coliseum in 1999.

2000 WNIT

- Virginia Tech posted its third consecutive 20-win season under Henrickson in 2000. The Hokies posted a 20-11 record and made their first appearance in the Women's National Invitational Tournament. Cassell Coliseum was the site of the first-round matchup against Georgia State. The Hokies used a 12-3 run midway through the second half to break open a close contest and went on to win 80-56. Maryland was the WNIT "Sweet 16" opponent two days later and the two teams battled into overtime. The Terrapins used a 10-2 run in the last 3:11 of the extra session to eliminate the Hokies, 68-60.

2001 NCAA

- In 2001, Tech received an at-large bid to the NCAA Mideast Regional as a No. 7 seed. The Hokies had compiled a 21-8 record entering the tournament in their first season in the BIG EAST Conference. Tech had finished fourth in the league with an 11-5 record and advanced to the tournament semifinals before being eliminated by eventual national champion Notre Dame.

• Tech's fourth consecutive postseason appearance and third to the NCAA Tournament in the past four seasons, began with a resounding 77-57 victory over Denver in the

first round at Lubbock, Texas. Chrystal Starling led five Hokies in double figures with 20 points as Tech shot 55.3 percent from the field. In the second round, Tech faced Texas Tech on the Lady Raiders' home floor in front of 12,161. The Hokies played a great first half and took a 25-18 lead into the locker room at the intermission. The Lady Raiders exploded in the second half, shooting 63.0 percent and scoring 55 points to defeat the Hokies 73-52.



Tere Williams and the Hokies won a first round game in the 2001 NCAA Tournament before getting beat by Texas Tech on its home court.

POSTSEASON APPEARANCES



Ieva Kublina's 18 points helped the Hokies get an NCAA Tournament win over Georgia Tech in 2003.

2002 WNIT

- Virginia Tech received an invitation to the WNIT in 2002 and the bid marked the Hokies' second venture to the tournament and its most successful to date.

The Hokies compiled an 18-10 record entering the WNIT after posting a 15-2 record at one point in the season, the second best start to a season in the program's history. The two losses were by a total of three points.

Tech's four-game run, all in the Cassell, in the tournament opened with a tight 51-45 win over UNC Greensboro.

The second-round contest was a renewal of the rivalry with George Washington from when the Hokies were a member of the Atlantic 10. Trailing 32-27 at the half, Tech played one of its best halves of the year to win 68-52.

Vermont was the Hokies' quarterfinal opponent, and the night belonged to senior Sarah Hicks who had 22 points, including four treys. Kublina added 13 points and nine boards as Tech won 76-48.

Tech's run in the tournament ended in a thrilling 77-72 overtime loss to Houston in front of 5,409 Hokie faithful. Kublina erupted for a career-high 32 points, which was the fourth highest single-game total by a Tech player. For her efforts, Kublina was named to the all-tournament team.

2003 NCAA

- Tech made its sixth consecutive postseason appearance in 2003 following a 21-9 regular season. The Hokies, who lost in the BIG EAST Tournament semifinals to eventual national champion Connecticut, were seeded seventh in the East Regional at West Lafayette, Ind. Freshman Carrie Mason hit a running layup with 1.1 seconds remaining to give Tech a 61-59 win over Georgia Tech. Ieva Kublina led the way with 18 points followed by Chrystal Starling's 15-point effort. In the second round, the Hokies faced No. 10 Purdue on the Boilermakers' home floor. Despite shooting 54.9 percent from the field, Tech fell 80-62 as the Boilermakers nailed eight three-point shots and forced 20 turnovers.

2004 NCAA

- Tech made its seventh consecutive postseason appearance and seventh NCAA Tournament in the past eleven seasons in 2004, following a 22-8 regular season in its final season as a member of the BIG EAST Conference. The Hokies, who lost in the BIG EAST Tournament quarterfinals to eventual national champion Connecticut, were seeded eighth in the East Regional and hosted the first two rounds in Cassell Coliseum. Ieva Kublina scored 26 points to lead the hot-shooting Hokies to an 89-76 first-round win over Iowa. Tech built a 40-27 halftime lead by connecting on 51.7 percent from the field and shot a sizzling 67 percent (20-30) in the second half. In addition to Kublina's outburst, Carrie Mason followed with 19 points, including two treys.

The Hokies matched up with the region's top seed and fifth-ranked Penn State in the

second round. After leading 28-25 at the half, Tech saw the Nittany Lions put together a 27-5 outburst in the second half to eliminate the Hokies, 61-48, before 7,128 fans, the eighth-largest crowd for a women's contest in Blacksburg. Mason and Kublina again led the way with 16 and 15 points, respectively.

2005 NCAA

- Virginia Tech made its eighth consecutive postseason appearance and eighth NCAA Tournament in the past 12 seasons following a 17-10 regular season. The Hokies, who lost to Wake Forest in the ACC Tournament, received an at-large bid as the No. 12 seed in the College Park, Md., Regional. Dawn Chriss netted 20 points, but Tech could not overcome a 17-point first-half deficit, falling 79-78 in front of 3,745 fans. In addition to Chriss' 20, Kirby Copeland, Erin Gibson and Kerri Garden all reached double figures.

2006 NCAA

- Virginia Tech made its ninth consecutive postseason appearance and ninth NCAA Tournament in the past 13 seasons last year following a 19-10 regular season. The Hokies posted their first-ever ACC Tournament win, defeating Wake Forest, before falling to Duke in the quarterfinals. Tech earned an at-large bid as the No. 7 seed in the University Park, Pa., Regional.

The Hokies had five players in double figures in the opening round, helping them knock off No. 10 seed Missouri, 82-51. Tech then fell to the No. 2 seed, Connecticut Huskies, 79-56. Dawn Chriss and Kerri Gardin each posted a team-high 16 points while Carrie Mason chipped in 13.



Tech's 31-point win over Missouri last year in the NCAA Tournament was the largest postseason margin of victory in school history.

POSTSEASON APPEARANCES

BIG VICTORIES

Virginia Tech's Wins Over Nationally-Ranked Teams

- In 1984, Tech shocked No. 20 North Carolina, 74-73, behind Renee Dennis' 17 points.

- In 1984, the Hokies defeated No. 16 Louisiana State, 86-77, in the Marriott-Converse Christmas Classic in Blacksburg.

- One of the biggest wins in Tech women's basketball history came in 1985 when Tech upset No. 5 Old Dominion, 73-72. It was the first win over the Lady Monarchs in 11 games.

- In 1987, the Hokies upended 16th-ranked James Madison, 63-61, behind a 16-point, 13-rebound performance from freshman Amy Byrne.

- In the middle of what was then the longest winning streak in school history, the Hokies upset No. 13 South Carolina in 1987 in Blacksburg, 63-59. Amy Byrne led the Lady Hokies with 16 points and 12 rebounds.

- Virginia Tech upset No. 18 Southern Mississippi, 60-59, in a Cassell Coliseum barn-burner Feb. 28, 1994. Guard Lisa Leftwich, who led Tech with 18 points, hit a key finger roll with 42 seconds remaining.

- In one of the biggest games in the program's history, Tech defeated No. 19 Southern Mississippi in the final of the 1994 Metro Conference Tournament, 83-76. The win gave Tech its first Metro Tournament title and sent the Hokies to the NCAA Tournament for the first time in their history.



Tech beat 24th-ranked Wisconsin in the NCAA Tournament in 1998.

- The Hokies knocked off No. 9 Virginia, 69-62, in Cassell Coliseum Jan. 13, 1995. The win propelled Virginia Tech into the national rankings for the first time. Christi Osborne, Angela Donnell, Jenny Root and Terri Garland all scored in double figures for the Hokies.

- Tech downed No. 24 Wisconsin, 75-64, in the first round of the 1998 NCAA Regional in Gainesville, Fla. Guard Amy Wetzel converted a school record 16-of-17 free-throw attempts and scored 28 points to pace the Hokies.

- The Hokies travelled to "Tobacco Road" on Nov. 17, 1998, to knock off sixth-ranked and eventual national runner-up Duke, 72-70, at Cameron Indoor Stadium. An injured Kim Seaver came off the bench to lead Tech with 14 points and nine rebounds.

- Tech defeated in-state rival and 17th-ranked Virginia, 81-65, on Nov. 30, 1998, at Cassell Coliseum. Tere Williams recorded her second-straight double-double of the season with 21 points and 10 rebounds.



The Hokies celebrate a 1998 win over No. 6 Duke at Cameron Indoor Stadium.



Amy Wetzel hits the game-winner over No. 17 UVA in 2000.

- On Nov. 30, 2000, Amy Wetzel hit a running 10-footer off the glass with 3.7 seconds remaining to give the Hokies a 57-56 win over 17th-ranked Virginia. The win marked the second consecutive time the Hokies had beaten the Cavaliers in Cassell Coliseum.

- Virginia Tech used a 13-0 run over the final five minutes to pick up a come-from-behind 65-59 win over No. 24 Villanova on Jan. 23, 2001. Tere Williams led Tech with 22 points followed by Amy Wetzel with 18.

- The Hokies made an impressive debut in the BIG EAST Tournament on Mar. 4, 2001, as they knocked off 23rd-ranked Villanova for the second time during the 2000-01 season with a 73-67 win in the tournament quarterfinals in Storrs, Conn. Chrystal Starling came off the bench to lead Tech with 21 points while Williams chipped in with 20.

- On Nov. 19, 2001, Tech used a stingy defense and clutch free-throw shooting in the closing seconds to defeat No. 16 Old Dominion 68-62. The Hokies held the Monarchs to only 37.7 percent from the field. Chrystal Starling led Tech with 20 points while Sarah Hicks added 14.

- The Hokies put together one of their best performances of the season on Jan. 9, 2002, with a 72-53 win over 24th-ranked Boston College. Tech shot a sizzling 59.1 percent from the field while holding the Eagles to only 31.1 percent. Ieva Kublina led the way with 19 points, 11 rebounds and five blocks while Chrystal Starling also contributed 19 points.

- Chrystal Starling, second in career free-throw and field-goal percentage, came through in the clutch on Jan. 22, 2003, in Tech's 66-64 overtime win over No. 23 Rutgers. She was fouled with 1.2 seconds remaining in overtime and the senior calmly drained both free throws for the victory. Starling led Tech with 21 points, 16 of which came in the second half and overtime.

- The Hokies used long-range shooting to pull off a 74-70, overtime victory against 23rd-ranked Boston College on Mar. 9, 2003, in the BIG EAST quarterfinals. After forcing the extra period with some clutch free-throw shooting, Tech nailed three treys in the extra session to seal the win. Kublina registered 20 points, including two three-point baskets, while Starling added 18 and Dawn Chriss chipped in with 14 points.

- Tech proved there is a first time for everything as the Hokies defeated 24th-ranked Virginia 63-62 on Nov. 23, 2003, for their first win in Charlottesville as a varsity team. The Hokies survived a furious Cavalier rally in the second half after leading by as many as 14 points. UVA had two game-winning attempts in the final five seconds that missed their mark and gave Tech its historic win. Carrie Mason led the way with 18 points, including three treys.



Kirby Copleand led the Hokies with 13 points in their 67-62 win over No. 19 Boston College last season.



Ieva Kublina scores against Villanova in 2004.

- Virginia Tech jumped out to an early 27-9 lead and never looked back in a 63-50 win over No. 19/24 Villanova on Jan. 14, 2004. Tech dominated the boards holding a commanding 39-24 advantage and shot 51.1 percent from the field. Kerri Gardin and Dawn Chriss led a balanced attack with 14 and 12 points respectively.

- Tech placed five players in double figures in cruising to a 80-64 win over 24th-ranked Boston College on Jan. 24, 2004. After trailing 33-31 at the half, the Hokies exploded for 49 second-half points, securing the win. Ieva Kublina led the way with 17 points followed by Carrie Mason with 16, Erin Gibson and sophomore Dawn Chriss had 14 each and Kerri Gardin added 13.

- The Hokies stunned No. 12 Texas Tech in Las Vegas 71-70 in overtime on Dec. 19, 2004. After trailing by eight in the first half, Tech tallied 41 points in the second half and shot 60 percent in overtime for the victory. Carrie Mason had 12 points, while Erin Gibson and Nare Diawara each hit for 11.

- Tech closed out its final regular-season away game with an 87-79 upset of No. 22/23 Maryland on Feb. 24, 2005. The Hokies connected on 54 percent of their attempts in the game, while holding the Terps to 46 percent from the floor. Tech netted 48 points in the first half en route to a nine-point halftime lead. Kerri Gardin posted a double-double with 19 points and 12 rebounds while Dawn Chriss also tallied a team-high 19 points in the win.

- On Jan. 8, 2006, the 25th-ranked Virginia Tech Hokies upended No. 19 Boston College, 67-62, in Blacksburg, Va. The Hokies rallied in the second half, outscoring their counterparts by 11 in the final 20 minutes for the win. Tech's defense stymied the Eagles, forcing them into 30 turnovers in the first ACC matchup of former BIG EAST foes.

MILESTONE WINS

First Varsity Win

The Virginia Tech women's basketball team earned its first win as a varsity sport by defeating Bridgewater College, 59-55, on Dec. 14, 1976. The Hokies, who overcame a five-point deficit, outscored the Eagles by nine points down the stretch to clinch the win. Sophomore Gail Kelley led the way with 17 points, followed by Karen Garbis' 13.



Virginia Tech's 250th win was one of the biggest in its history, as the Hokies knocked off Southern Mississippi in the final game of the 1994 Metro Conference Tournament to earn the program's first bid to the NCAA Tournament.

50th Win

Tech's 50th win came on Jan. 28, 1981, against James Madison. Sis Spriggs

was one of three Hokies in double figures with 15 points as Tech downed the Dukes, 66-58. Also in double figures were Tammie Edwards with 13 and Maureen Corrigan, who had 10 points as well as 10 rebounds.

100th Win

The Hokies picked up their century win by upsetting nationally-ranked North Carolina, 74-73, in a thriller at Roanoke, Va., on Dec. 1, 1984. Tech was paced by Renee Dennis' 17-point performance, but a number of players shined in the upset victory. Susan Walvius, a 6-2 center, added 16 points and five rebounds, guard Angie Kelly chipped in 15 points, and guard Maureen Donovan contributed seven points and six rebounds.

150th Win

Tech registered win No. 150 on Jan. 16, 1988, when it squeaked past Louisville in Blacksburg, 68-67. Keying the victory was center Michelle Bain, who tallied 19 points and nine rebounds, while forward Wendy Sanders pumped in 16 points. Point guard Denise Kayajian had a career-high (at the time) eight assists to go along with nine points against the Lady Cardinals.

200th Win

Tech won its 200th game on Dec. 30, 1991, in the final of the 1991 Diamond Club Classic when it downed UNC Greensboro 84-65 in Cassell Coliseum. Phyllis Tonkin scored 20 points and grabbed nine rebounds to lead the Tech women. Lisa Griffith kicked in 17 points while Dayna Sonovick had nine rebounds and six assists.

250th Win

The Hokies won their 250th career game on Mar. 9, by knocking off 19th-ranked Southern Mississippi, 83-76, in the final of the 1994 Metro Conference Tournament in Biloxi, Miss. Southern Miss was the tournament's top seed. Christi Osborne led the way with 19 points while Sue Logsdon had 18, Lisa Leftwich pitched in with 17 and Jenny Root contributed 14 points.

300th Win

Tech posted its 300th win in the program's history on Jan. 2, 1998, in a 84-60 win over Rhode Island in the Hokies' 1997-98 conference opener. The Cassell Coliseum crowd witnessed an outstanding performance from guard Amy Wetzels, who finished with 14 points and three steals. The win also marked Bonnie Henrickson's first Atlantic 10 Conference win as a head coach.

350th Win

Tech picked up win No. 350 on Jan. 6, 2000, when it coasted to a 81-38 win over Rhode Island. The victory also was Tech's 200th in Cassell Coliseum. The Hokies opened the game on a 12-0 run and cruised to a 42-16 halftime lead. The Hokies placed five players in double figures led by Nicole Jones, Kim Seaver, Chrystal Starling and Tere Williams with 12 points each. Tech outrebounded the Rams 44-24 and blocked seven shots in the victory.

400th Win

The Hokies recorded win No. 400 on Jan. 19, 2002, with a 69-50 win over St. John's. Tech jumped out to a 39-20 halftime lead and

cruised to the victory behind 16 points from Chrystal Starling along with Nicole Jones' 12 points and Sarah Hicks with 11. The Hokies held the Red Storm to only 30.8 percent from the field while Tech shot a sizzling 64.0 percent in the first half.

450th Win

Win No. 450 on March 6, 2004 did not come easy as Tech found itself trailing Georgetown 40-28 early in the second half of the 2004 BIG EAST Championship first round contest. The Hokies cut the deficit to six points, 43-37, they then ripped off 17 unanswered points and went on to a 56-47 victory. In fact, Tech outscored Georgetown 28-7 over the final 14 minutes of the contest. Carrie Mason and Kerri Gardin led the comeback with 14 points each.



Dawn Chriss scores in the Hokies' 450th victory, a BIG EAST tourney win over Georgetown.

MILESTONE WINS

CONFERENCE TIMELINE

- Oct. 21, 1892 — Tech played its first football game, recording a 14-10 win over St. Albans, a private boys' prep school in Radford.

- Feb. 25-26, 1921 — Tech, under the leadership of athletics director C.P. "Sally" Miles, joined the Southern Intercollegiate Conference as a charter member. Other members included Alabama, Alabama Polytechnic Institute (Auburn), Clemson, Georgia, Georgia School of Technology (Georgia Tech), Kentucky, Maryland, Mississippi Agricultural and Mechanical College (Mississippi State), North Carolina, North Carolina State, Tennessee, Virginia and Washington and Lee. In 1922, Louisiana State, Mississippi, South Carolina, Vanderbilt and Tulane joined the conference.

- December 1923 — The name of the conference was officially changed to the Southern Conference. Also, conference officials added the University of the South to the conference. The following year, VMI joined the conference, and, in 1929, Duke joined.

- 1932 — It was agreed that the 13 southern-most members should form a separate conference. The Southeastern Conference, thus, was formed with Alabama, Auburn, Florida, Georgia, Georgia Tech, Kentucky, LSU, Mississippi, Mississippi State, Sewanee, Tennessee, Tulane and Vanderbilt as the members.

- 1953 — Seven colleges withdrew to form the Atlantic Coast Conference: Clemson, Duke, North Carolina, North Carolina State, Maryland, South Carolina and Wake Forest College.

- June 1965 — Tech withdrew from the Southern Conference.

- July 1965-May 1978 — Tech competed as an independent in virtually every varsity sport.

- May 1978 — Tech ended its 13-year status as a major independent by accepting a bid to join the Metropolitan Collegiate Athletic Conference (a.k.a. the Metro) for all sports except football.

The Hokies joined Cincinnati, Florida State, Louisville, Memphis State, St. Louis and Tulane in the Metro, which was founded in 1975.

"Affiliation with the Metro Conference is beneficial from the standpoint of scheduling, national identity and postseason activity," Tech president William Lavery said. "It will provide us with national exposure and television coverage, as well as improve the basketball schedule and bring good teams to Blacksburg."

- Feb. 5, 1991 — After 26 years as a football independent, Tech officially accepted a bid to join the newly-created BIG EAST Football Conference. Tech joined Miami, Syracuse,

Boston College, Pittsburgh, West Virginia, Temple and Rutgers as charter members of the conference.

- January 1995 — Five Metro members — UNC Charlotte, Tulane, Louisville, Southern Miss and South Florida — voted Tech and Virginia Commonwealth out of the league. At the time, those schools were planning merger with other Midwestern schools (hence, the birth of Conference USA) and the Hokies and Rams were not interested in such a merger. As a result, those five league members decided to vote them out of the league.

- Feb. 3, 1995 — Tech, VCU and the Metro agreed to a \$2.27 million settlement which the Hokies and Rams split. A portion of conference revenue was going to be withheld from the two schools, but this settlement put an end to the issue.

- Two weeks later, 1995 — Tech joined the Atlantic 10 Conference for all sports except football, which was in the BIG EAST, and wrestling, which was in the Colonial. (Tech wrestling later began competition in the Eastern Wrestling League in 1997.)

Tech AD Dave Braine picked the Atlantic 10 over the Colonial because of three factors.

"No. 1 was Northeast exposure," Braine told Bill Roth in the Feb. 17 issue of *The Hokie Huddler*. "No. 2 were the basketball rankings of the Atlantic 10 and the high level of play in the league. And No. 3, most of our out-of-state students are from the Northeast."

- June 24, 1999 — Tech received a proposal from the BIG EAST Conference, inviting the school to join the conference for all sports.

- July 20, 1999 — Tech submitted a counterproposal, addressing financial issues that the school had with the original proposal. BIG EAST athletic directors addressed those concerns at the athletics directors' meetings in mid-July and submitted the proposal to each school's respective president for a vote.

- Aug. 24, 1999 — Tech and the BIG EAST announced that the Hokies would join the conference for all sports beginning in 2001-02.

"Virginia Tech is thrilled to become a full member of the BIG EAST Conference and looks forward to its academic and athletic associations with the entire conference membership," Tech president Paul Torgersen said.

- November 2, 1999 — BIG EAST Conference presidents voted to advance Virginia Tech's participation as a full member to July 1, 2000.

- June 18, 2003 — In a surprise move, presidents of Atlantic Coast Conference schools

privately dropped a plan to invite Miami, Boston College and Syracuse; and instead voted on inviting Virginia Tech and Miami. This came after five weeks of negotiations with the other three schools for ACC invitations.

- June 19, 2003 — Responding to speculation that Virginia Tech has been invited to join the ACC, the university issued a release stating that no offer had been extended officially or unofficially.

- June 24, 2003 — Presidents of Atlantic Coast Conference schools held a teleconference and voted to begin the official process of offering invitations to Virginia Tech and Miami.

- June 25, 2003 — Atlantic Coast Conference officials made an official site visit to Virginia Tech, which the Hokies passed with flying colors. This was the final step before an official invitation could be extended.

- June 27, 2003 — Virginia Tech President Charles Steger announced that the Hokies had officially accepted the ACC's invitation to join the conference.

"Today we have received the formal offer of membership, which we will accept," Steger said. "We know that this affiliation will be good for our students, athletes, fans and communities for many years to come."

- July 1, 2003 — Virginia Tech and Miami were officially introduced as the 10th and 11th members of the Atlantic Coast Conference at a press conference in Greensboro, N.C.

"I'm excited for our fans and our constituency," athletics director Jim Weaver said. "This membership is something that the fan base and alumni and friends of Virginia Tech have wanted for a long time. It's home for us. We've had prior relationships with these institutions for many years and this is something our fans are excited about. I'm happy for them, for our coaches and for our student-athletes."

- July 1, 2004 — The Hokies officially joined the ACC on July 1, 2004 and began play in the 2004-05 academic year in all sports.



INDIVIDUAL RECORDS

Most Points

Game: 34, Renee Dennis vs. Memphis State, 2/7/87
Season: 561, Amy Byrne, 1989-90
ACC Game: 33, Dawn Chriss at Florida State, 2/19/05
ACC Season: 196, Dawn Chriss, 2005-06
ACC Tourn. Game: 18 Dawn Chriss vs. Wake Forest, 3/4/05, and vs. Wake Forest, 3/2/06

Highest Scoring Average

Season: 20.0, Amy Byrne, 1989-90
ACC Season: 14.0, Dawn Chriss, 2005-06

Most Field Goal Attempts


Game: 30, Renee Dennis, vs. Memphis State, 2/7/87
Season: 472, Renee Dennis, 1986-87
ACC Game: 20, Kerri Gardin at Wake Forest, 1/19/06
ACC Season: 162, Dawn Chriss, 2005-06
ACC Tourn. Game: 19, Dawn Chriss vs. Wake Forest, 3/4/05

Most Field Goals Made

Game: 14, Renee Dennis vs. Florida State, 1/3/87, and Memphis State, 2/7/87, and Dawn Chriss at Florida State, 2/19/05
Season: 212, Renee Dennis, 1986-87
ACC Game: 14, Dawn Chriss at Florida State, 2/19/05
ACC Season: 79, Dawn Chriss, 2005-06
ACC Tourn. Game: 9, Dawn Chriss vs. Wake Forest, 3/4/05 and vs. Wake Forest, 3/2/06



Amy Byrne



Jeni Garber

Most Three-Point Field Goal Attempts

Game: 15, Jeni Garber vs. South Carolina 2/16/91, Sarah Hicks vs. Duke, 12/08/99
Season: 224, Jeni Garber, 1990-91
ACC Game: 10, Carrie Mason at Miami, 1/29/06
ACC Season: 65, Carrie Mason, 2005-06
ACC Tourn. Game: 7, Carrie Mason vs. Wake Forest, 3/2/06

Most Three-Point Field Goals Made

Game: 8, Jeni Garber vs. South Carolina, 2/16/91
Season: 70, Jeni Garber, 1990-91
ACC Game: 6, Carrie Mason at Florida State, 2/13/06
ACC Season: 33, Carrie Mason, 2005-06
ACC Tourn. Game: 3, Carrie Mason, vs. Wake Forest, 3/2/06

Most Consecutive Games Scoring a Three-Pointer

Career: 18, Jeni Garber, 1988-91
ACC Career: 10, Carrie Mason, 2004-05, 2005-06

Best Field-Goal Percentage

Game: 1.000 (9-9), Amy Byrne vs. Kentucky, 2-19-89, Megan Finnerty (5-5) vs. Wake Forest, 1/31/05 and Kerri Gardin (6-6) vs. Western Michigan
Season: 60.2 (192-319), Tere Williams, 1998-99 (min. 200 attempts)
ACC Game: 100.0 (5-5), Megan Finnerty vs. Wake Forest, 1/31/05 (min. 5 made)
ACC Season: 50.9 (84-165), Britney Anderson, 2004-05 (min. 150 attempts)
ACC Tourn. Game: 75.0 (9-12) Dawn Chriss vs. Wake Forest, 3/2/05 (min. 5 made)

Most Free Throws Attempted

Game: 17, Robin Lee vs. Florida State, 1/16/82, Christi Osborne vs. Oklahoma State, 12/20/94 and Amy Wetzel vs. Wisconsin, 3/14/98
Season: 203, Amy Byrne, 1989-90 and Amy Wetzel, 1998-99
ACC Game: 12, Kerri Gardin vs. Maryland, 1/23/06
ACC Season: 63, Dawn Chriss, 2004-05
ACC Tourn. Game: 7, Kerri Gardin vs. Wake Forest, 3/4/05

Most Free Throws Made


Game: 16, Amy Wetzel vs. Wisconsin, 3/14/98
Season: 153, Amy Wetzel, 1998-99
ACC Game: 8, Dawn Chriss at Virginia, 1/28/05
ACC Season: 50, Dawn Chriss, 2004-05
ACC Tourn. Game: 7, Kerri Gardin vs. Wake Forest, 3/4/05

Best Free-Throw Percentage

Game: 1.000 (13-13), Sue Logsdon vs. William & Mary, 1/2/91, 1.000 (11-11), Christi Osborne vs. Va. Commonwealth, 2/1/94, and Ieva Kublina, 2/9/03 vs. Notre Dame, 1.000 (8-8) Dawn Chriss at Virginia, 1/28/05
Season: .889 (72-81), Sue Logsdon, 1990-91
ACC Game: 1.000 (8-8) Dawn Chriss at Virginia, 1/28/05, (7-7) Carrie Mason at Florida State, 2/13/06, (5-5) Kirby Copeland vs. Boston College, 1/8/06
ACC Season: 86.7 (26-30), Carrie Mason, 2004-05
ACC Tourn. Game: 1.000 (7-7), Kerri Gardin vs. Wake Forest, 3/4/05, (6-6), Dawn Chriss vs. Wake Forest, 3/2/06

Most Consecutive Free Throws

Season: 38, Christi Osborne, 1993-94
ACC Season: 12, Carrie Mason, 2004-05



Carrie Mason

Most Rebounds

Game: 21, Karen Garbis vs. James Madison, 2/16/78, Nicole Jones vs. Hampton, 12/29/99, Kerri Gardin vs. Virginia, 2/13/05

Season: 289, Kerri Gardin, 2005-06

ACC Game: 21, Kerri Gardin vs. Virginia, 2/13/05

ACC Season: 141, Kerri Gardin 2004-05

ACC Tourn. Game: 15, Kerri Gardin vs. Duke, 3/3/06

Best Rebounding Average

Season: 10.0, Kerri Gardin, 2005-06

ACC Season: 10.1, Kerri Gardin, 2004-05

Most Steals

Game: 9, Taiqua Brittingham vs. Northwestern, 12/22/83

Season: 86, Lisa Witherspoon, 1998-99

ACC Game: 7, Kerri Gardin vs. Duke, 2/6/06

ACC Season: 36, Kerri Gardin, 2005-06

ACC Tourn. Game: 6, Kirby Copeland vs. Duke, 3/3/06

Most Assists

Game: 13, Lisa Leftwich vs. Virginia Commonwealth, 2/8/92 and Lisa Witherspoon vs. Dayton, 1/4/99; vs. Xavier, 2/28/99

Season: 246, Lisa Witherspoon, 1998-99

ACC Game: 9, Carrie Mason at Maryland, 2/24/05

ACC Season: 46, Carrie Mason, 2004-05

ACC Tourn. Game: 4, Kerri Gardin vs. Wake Forest, 3/2/06, Kirby Copeland vs. Wake Forest, 3/2/06, Megan Finnerty vs. Wake Forest, 3/2/06

Most Blocked Shots

Game: 9, Susan Walvius vs. Florida State, 1/4/86, vs. Virginia, 12/10/85, and vs. Marshall, 2/12/85

Season: 93, Susan Walvius, 1985-86

ACC Game: 4, Kerri Gardin vs. Florida State, 1/24/05, Erin Gibson at Miami, 2/6/05 and Nare Diawara at Georgia Tech, 2/19/06

ACC Season: 22, Erin Gibson, 2004-05

ACC Tourn. Game: 1, Erin Gibson vs. Wake Forest, 3/4/05, Dawn Chriss vs. Wake Forest, 3/2/06 and Kirby Copeland vs. Wake Forest, 3/2/06

Most Minutes Played

Game: 54, Amy Wetzel vs. Dayton, 2/27/99 (3 OT) and Katie O'Connor vs. Dayton, 2/27/99, (3 OT)

Season: 1,110, Carrie Mason, 2003-04

ACC Game: 50, Carrie Mason vs. Florida State, 2/19/05, (30T)

ACC Season: 482, Carrie Mason, 2004-05

ACC Tourn. Game: 35, Carrie Mason vs. Wake Forest, 3/4/05 and Kerri Gardin vs. Duke, 3/3/06

Consecutive Double-Figure Scoring Games

Season: 28, Amy Byrne, 1989-90

Career: 38, Amy Byrne

ACC Season: 5, Carrie Mason, 2004-05 and 2005-06

ACC Career: 5, Carrie Mason, 2004-05 and 2005-06

INDIVIDUAL CAREER RECORDS

Most Points.....	1,791, Renee Dennis, 115 games, 1983-87
Best Scoring Average.....	15.6, Renee Dennis, 115 games, 1983-87
Most Field Goals Attempted.....	1,461, Renee Dennis, 115 games, 1983-87
Most Field Goals Made.....	694, Tere Williams, 118 games, 1997-01
Best Field-Goal Percentage.....	.550, Tere Williams, 118 games, 1997-01
Most Free Throw Attempts.....	638, Renee Dennis, 115 games, 1983-87
Most Free Throws Made.....	489, Amy Wetzel, 129 games, 1996-01
Best Free-Throw Percentage.....	.829, Christi Osborne, 117 games, 1991-95
Most Rebounds.....	853, Tere Williams, 118 games, 1997-01
Best Rebounding Average.....	7.2, Tere Williams, 118 games, 1997-01
Most Assists.....	635, Lisa Witherspoon, 112 games, 1996-99
Most Steals.....	252, Taiqua Brittingham, 105 games, 1981-85
Most Blocked Shots.....	257, Ieva Kublina, 126 games, 2000-04
Most Games Played.....	129, Amy Wetzel, 1996-01
Most Games Started.....	121, Carrie Mason, 2002-06
Most Minutes Played.....	4,179, Carrie Mason, 2002-06



Ieva Kublina set the Virginia Tech career blocked-shot record with this rejection against Liberty.

TEAM RECORDS



Michelle Bain scored 20 of the school-record 117 points the Hokies scored against Mercer in 1987.

Most Points

Game: 117 vs. Mercer, 2/16/87
Season: 2,293, 30 games, 1983-84
ACC Game: 90 vs. Miami, 2/27/05
ACC Season: 1,044, 14 games, 2004-05
ACC Tourn. Game: 73 vs. Wake Forest, 3/2/06

Most Points, Both Teams

Game: 201 (VT 117 vs. Mercer 84), 2/16/87;
 201 (VT 103 vs. Dayton 98), 1/18/97
ACC Game: 177 (VT 83 at Florida State 94),
 2/19/05
ACC Tourn. Game: 133
 (VT 73 vs. Wake Forest 60, 3/6/06)

Most Points, Home Floor

Game: 105 vs. Southern Mississippi,
 12/28/04
ACC Game: 90 vs. Miami, 2/27/05

Most Points, Opponent's Floor

Game: 117 vs. Mercer, 2/16/87
ACC Game: 87 at Maryland, 2/24/05

Most Points, One Half

Game: 63 (2nd) vs. Western Carolina, 12/1/93
ACC Game: 49 (1st) at Maryland, 2/24/05
ACC Tourn. Game: 38 (2nd) vs. Wake Forest,
 3/2/06

Fewest Points, One Half

Game: 12 (1st) vs. Virginia, 1/9/78
ACC Game: 22 (1st) vs. Virginia, 2/13/05
ACC Tourn. Game: 22 (1st) vs. Duke,
 3/3/06

Fewest Points, Both Teams

Game: 84 (JMU 47 vs. VT 37), 3/3/77
ACC Game: 119 (VT 58 vs. Virginia 61),
 2/13/05
ACC Tourn. Game: 117 (Wake Forest 61,
 VT 56), 3/4/05

Largest Victory Margin

Game: 65 vs. Southern Mississippi (105-40),
 12/28/04
ACC Game: 45 vs. Miami (90-45), 2/27/05
ACC Tourn. Game: 13 vs. Wake Forest (73-60),
 3/2/06

Worst Defeat


Game: 60 vs. Old Dominion (108-48),
 1/27/78
ACC Game: 42 at Duke (51-93),
 2/22/06
ACC Tourn. Game: 13 vs. Duke
 (56-69), 3/3/06

Most Points In A Loss

Game: 90 vs. Clemson, 12/29/84
ACC Game: 83 at Florida State, 2/19/05
 (94-83, 30T)
ACC Tourn. Game: 56 vs. Wake Forest, 3/4/05
 and vs. Duke, 3/3/06

Fewest Points Scored

Game: 33 vs. Tennessee, 2/22/95
ACC Game: 44 at NC State, 1/2/06
ACC Tourn. Game: 56 vs. Wake Forest, 3/4/05
 and vs. Duke, 3/3/06



Dawn Chriss scored 19 points to help the Hokies to their biggest output on the road in the ACC, when they recorded 87 points in a 2005 win at Maryland.



Kerri Gardin led Tech with 19 points in its record 65-point win over Southern Miss in 2004.

Fewest Points Allowed

Game: 34 vs. Providence, 1/4/04
ACC Game: 45 vs. Miami, 2/27/05
ACC Tourn. Game: 60 vs. Wake Forest, 3/2/06

Most Points Allowed

Game: 108 vs. Old Dominion, 1/27/78
ACC Game: 94 at Florida State,
 2/19/05 (30T)
ACC Tourn. Game: 69 vs. Duke, 3/3/06

Most Field Goals Attempted

Game: 94 vs. Appalachian State, 11/17/79
Season: 2,009, 30 games, 1983-84
ACC Game: 88 at Florida State, 2/19/05
ACC Season: 839, 14 games, 2005-06
ACC Tourn. Game: 67 vs. Wake Forest, 3/4/05

Most Field Goals Made

Game: 51 vs. Mercer, 2/16/87
Season: 928, 29 games, 1984-85
ACC Game: 35 at Florida State, 2/19/05
ACC Season: 344, 14 games, 2005-06
ACC Tourn. Game: 32 vs. Wake Forest, 3/2/06

Best Field-Goal Percentage

Game: 66.1 (37-56) at Appalachian State,
 11/28/87
Season: 47.8 (771-1614), 31 games, 1999-00
ACC Game: 54.6 (34-59) at Maryland,
 2/24/05
ACC Season: 44.0 (280-636), 2004-05
ACC Tourn. Game: 52.5 (32-61), vs.
 Wake Forest, 3/2/06

Most Three-Point Field Goals Made

Game: 12, vs. Southern Mississippi, 2/13/93
Season: 140, 2001-02
ACC Game: 7 at Florida State, 2/13/06
ACC Season: 49, 2004-2005
ACC Tourn. Game: 3 vs. Wake Forest, 3/2/06

Most Three-Point Field Goal Attempts

Game: 26 vs. Syracuse, 1/4/03
Season: 396, 1990-91
ACC Game: 17 at Miami, 2/6/05
ACC Season: 115, 2005-06
ACC Tourn. Game: 10 vs. Duke, 3/3/06

Most Three-Point Field Goals Made, Both Teams

Game: 17 (Tech vs. USC), 2/16/91;
 (Tech vs. Southern Mississippi), 1/18/93,
 (Tech vs. UT Martin), 12/28/03
ACC Game: 14 (Tech vs. Wake Forest), 1/31/05
ACC Tourn. Game: 10 (Tech vs. Wake Forest), 3/2/06

Most Three-Point Field Goal Attempts, Both Teams

Game: 45 (Tech vs. USC), 2/16/91
ACC Game: 42 (Tech vs. Wake Forest), 1/31/05
ACC Tourn. Game: 29 (Tech vs. Wake Forest), 3/4/05

Most Free Throws Attempted

Game: 58 vs. Yale, 1/9/82
Season: 754, 28 games, 1981-82
ACC Game: 31 vs. Duke, 2/6/06 and North Carolina, 2/17/06
ACC Season: 277, 2005-06
ACC Tourn. Game: 20 vs. Wake Forest, 3/4/05

Most Free Throws Made

Game: 43 vs. Yale, 1/9/82
Season: 521, 30 games, 1993-94
ACC Game: 25 vs. North Carolina, 2/17/06
ACC Season: 192, 2005-06
ACC Tourn. Game: 16 vs. Wake Forest, 3/4/05

Best Free-Throw Percentage

Game: 1.000 (15-15) vs. William & Mary, 2/4/78
Season: .734, 30 games, 1993-94;
 .734, 31 games, 2000-01
ACC Game: 94.1 (16-17) vs. Boston College, 1/08/06
ACC Season: 70.5 (153-217), 2004-05
ACC Tourn. Game: 80.0 (16-20) vs. Wake Forest, 3/4/05 and vs. Duke (12-15), 3/3/06

Most Rebounds

Game: 75 vs. Liberty, 1/8/90
Season: 1,322, 29 games, 1979-80
ACC Game: 53 at Florida State, 2/19/05
ACC Season: 508, 2005-06
ACC Tourn. Game: 51 vs. Wake Forest, 3/4/05

Highest Rebounding Average

Season: 47.6, 24 games, 1979-80
ACC Season: 36.3, 2005-06

MISCELLANEOUS RECORDS

Tech's All-Time Varsity Record.....	489-371 (30 years)
Cassell Coliseum Record	275-113 (70.9 percent)
Consecutive Home Court Wins	25, 1992-94
Record in Metro Conference Tournament.....	13-17
Record in Atlantic 10 Conference Tournament	8-4
Record in BIG EAST Conference Tournament	4-4
Record in Atlantic Coast Conference Tournament.....	1-2
Largest Margin of Victory at Home.....	65 vs. Southern Mississippi (105-40), 12-28-2004
Worst Defeat at Home.....	108-48, Old Dominion, 1977-78
Worst Defeat on the Road	93-44, Virginia, 1990-91; 93-44, Louisville, 1991-92
Most Games Played	32, 1997-98, 2001-02
Most Wins.....	28, 1998-99
Most Losses	21, 1996-97
Fewest Wins	7, 1976-77
Fewest Losses.....	3, 1998-99
Longest Winning Streak	18, 1998-99
Longest Losing Streak.....	7, 1977-78
Highest Scoring Average	78.3, 29 games, 1984-85
Lowest Defensive Average	56.0, 31 games, 2003-04
Highest Won-Lost Percentage.....	.903, 28-3, 1998-99
Lowest Won-Lost Percentage.....	.323, 10-21, 1996-97
Most Consecutive Winning Seasons.....	9, 1997-98/2005-06
Most Metro Conference Wins (reg. season).....	10, 1994-95
Most Atlantic 10 Conference Wins (reg. season)	15, 1998-99
Most BIG EAST Conference Wins (reg. season)	11, 2001-02
Most Atlantic Coast Conference Wins (reg. season)	6, 2004-05/2005-06
Most Consecutive Metro Wins (reg. season).....	6, 1994-95
Most Consecutive Atlantic 10 Wins (reg. season).....	8, 1998-99
Most Consecutive BIG EAST Wins (reg. season).....	6, 2001-02
Most Consecutive ACC Wins (reg. season)	2, 2004-05/2005-06
Most Consecutive Metro Losses (reg. season)	6, 1987-88
Most Consecutive Atlantic 10 Losses (reg. season).....	5, 1996-97
Most Consecutive BIG EAST Losses (reg. season)	3, 2001-02, 2002-03
Most Consecutive Atlantic Coast Losses (reg. season).....	4, 2004-05




Amy Wetzel played an integral role in leading the Hokies to their school-record, 18-game winning streak and a 28-3 record in 1998-99 when Tech advanced to the Sweet 16 of the NCAA Tournament.

SINGLE-GAME HIGHS

Points (Virginia Tech)

- 34 Renee Dennis vs. Memphis State, 2/7/87
- 33 Dawn Chriss at Florida State, 2/19/05
- Michelle (Hollister) Houseright vs. Fordham, 3/1/96
- Renee Dennis vs. Florida State, 1/3/87
- 32 Ieva Kublina vs. Houston, 3/23/02
- Jenny Root vs. Morehead State, 2/25/93
- 31 Joyce Waddy vs. Mercer, 2/22/86
- 30 Dayna Sonovick vs. ETSU, 12/4/91
- Renee Dennis vs. North Carolina, 12/4/85
- 29 Ieva Kublina at Miami, 2/20/02
- Michelle Hollister vs. La Salle, 1/25/96
- Jenny Root vs. Radford, 2/12/92
- Amy Byrne vs. Radford, 2/28/90
- Michelle Bain vs. Florida State, 2/20/88
- Susan Walvius vs. Mercer, 2/22/86
- Susan Walvius vs. Virginia, 12/10/85
- Robin Lee vs. Florida State, 1/16/82
- 28 Sarah Hicks at Louisiana State, 11/25/01
- Amy Wetzel vs. Xavier, 2/28/99
- Amy Wetzel vs. Wisconsin, 3/14/98
- Michelle (Hollister) Houseright vs. George Washington, 2/27/96
- Jeni Garber vs. Memphis State, 3/9/89



Dawn Chriss (above) scored 33 against Florida State in 2005 to come within a point of Tech's all-time record of 34 set by Renee Dennis (right) in 1987.



Rebounds (Virginia Tech)


- 21 Kerri Gardin vs. Virginia, 2/13/05
- Nicole Jones vs. Hampton, 12/29/99
- Karen Garbis vs. James Madison, 2/16/78
- 19 Tammie Edwards vs. Detroit, 12/28/81
- Debbie Stovall vs. Emory and Henry, 12/9/77
- 18 Joyce Waddy vs. Louisville, 2/23/87
- Susan Walvius vs. Florida State, 1/4/86
- Peg Bunger vs. West Virginia, 2/22/78
- Peg Bunger vs. Va. Commonwealth, 2/17/78
- 17 Kerri Gardin vs. SMU, 11/26/05
- Ieva Kublina vs. Villanova, 2/22/03
- Michelle (Hollister) Houseright vs. James Madison, 12/21/97
- Tammie Edwards vs. N.C. State, 12/6/82

Points (Opponent)

- 41 Bev Smith (Morehead State), 2/25/93
- Stephanie Howard (Radford), 2/10/88
- 39 Keisha Johnson (Tulane), 1/15/94
- Janet Knight (Clemson), 12/29/84
- 38 Korie Hlede (Duquesne), 1/27/98
- 37 Beth Hunt (South Carolina), 2/5/90
- 36 Cheryl Cook (Cincinnati), 1/28/84
- Karen Pelphrey (Marshall), 11/29/82
- 35 Tamara James (Miami), 2/6/05
- Kelly Hoover (Va. Commonwealth), 3/2/87
- Christi Hester (Dayton), 1/18/97
- 34 Heather Burge (Virginia), 12/8/92
- Bev Burnette (Florida State), 2/20/88
- Cheryl Cook (Cincinnati), 1/26/85
- Karen Stephens (Temple), 12/28/82
- Susan Highfill (Roanoke), 2/15/77
- 33 Katie Beck (ETSU), 1/21/86
- Caroline Mast (Ohio Univ.), 11/24/84
- 32 Chandi Jones (Houston), 3/23/02
- Daphne Hawkins (Virginia), 12/8/87

Rebounds (Opponent)

- 22 DeShawne Blocker (ETSU), 1/2/94
- 21 Glenda Stokes (Florida State), 1/16/82
- Anne Donovan (Old Dominion), 3/6/81
- Pam Miklasevich (Pittsburgh), 2/19/80
- 20 Kristin Wilson (UNCC), 2/24/86
- 19 Wilhelmina Smith (Southern Miss), 2/24/84
- Anne Donovan (Old Dominion), 12/20/82
- Paula Bennett (UNCC), 1/26/80



Kerri Gardin (above) grabbed 21 rebounds in 2005 at home against Virginia to tie the Hokies' record held by Nicole Jones (left) and Karen Garbis.



SINGLE-GAME HIGHS

RECORDS BY CLASS

Freshman Year

Points	427	Kim Seaver.....	1996-97
Scoring Average.....	13.8	Kim Seaver.....	1996-97
FG Made	182	Kim Seaver.....	1996-97
FG Attempted	352	Julie Williams.....	1979-80
	352	Kim Seaver.....	1996-97
FG Percentage604	Nicole Jones.....	1998-99
3PT FG Made	53	Sarah Hillyer	1989-90
3PT FG Attempted	138	Sarah Hillyer	1989-90
3PT FG Percentage408	Carrie Mason	2002-03
FT Made.....	112	Amy Wetzel.....	1997-98
FT Attempted	140	Amy Wetzel.....	1997-98
FT Percentage.....	.889	Sue Logsdon.....	1990-91
Rebounds	237	Tere Williams.....	1997-98
Rebounding Average.....	7.6	Tere Williams	1997-98
Assists	106	Carrie Mason	2002-03
Steals	57	Sonya Dalton	1979-80
	57	Amy Wetzel.....	1997-98
Blocks.....	35	Ieva Kublina.....	2000-01

Sophomore Year

Points	498	Ieva Kublina.....	2001-02
Scoring Average.....	17.3	Michelle Hollister	1995-96
FG Made	198	Ieva Kublina.....	2001-02
FG Attempted	419	Ieva Kublina.....	2001-02
FG Percentage602	Tere Williams.....	1998-99
3PT FG Made	51	Carrie Mason	2003-04
3PT FG Attempted	140	Sarah Hicks	1999-00
3PT FG Percentage487	Dayna Sonovick	1988-89
FT Made.....	153	Amy Wetzel.....	1998-99
FT Attempted	203	Amy Wetzel.....	1998-99
FT Percentage.....	.837	Dawn Chriss	2003-04
Rebounds	249	Ieva Kublina.....	2001-02
Rebounding Average.....	9.1	Michelle Hollister	1995-96
Assists	124	Lisa Witherspoon	1996-97
Steals	70	Sandy Berry.....	1978-79
Blocks.....	86	Ieva Kublina.....	2001-02




Kim Seaver

Junior Year

Points	538	Renee Dennis	1985-86
Scoring Average.....	19.9	Renee Dennis	1985-86
FG Made	201	Renee Dennis	1985-86
FG Attempted	445	Renee Dennis	1985-86
FG Percentage595	Terre Williams.....	1999-00
3PT FG Made	57	Jeni Garber	1988-89
3PT FG Attempted	173	Jeni Garber	1988-89
3PT FG Percentage460	Sue Logsdon.....	1992-93
FT Made.....	136	Renee Dennis	1985-86
FT Attempted	202	Renee Dennis	1985-86
FT Percentage.....	.874	Christi Osborne	1993-94
Rebounds	275	Tammie Edwards.....	1981-82
Rebounding Average.....	9.8	Tammie Edwards.....	1981-82
Assists	219	Lisa Witherspoon	1997-98
Steals	78	Taiqua Brittingham.....	1983-84
Blocks.....	73	Susan Walvius.....	1984-85

Senior Year

Points	561	Amy Byrne	1989-90
Scoring Average.....	20.0	Amy Byrne	1989-90
FG Made	212	Renee Dennis	1986-87
FG Attempted	472	Renee Dennis	1986-87
FG Percentage564	Michelle Bain	1987-88
3PT FG Made	70	Jeni Garber	1990-91
3PT FG Attempted	224	Jeni Garber	1990-91
3PT FG Percentage400	Sarah Hicks	2001-02
FT Made.....	151	Amy Byrne	1989-90
FT Attempted	203	Amy Byrne	1989-90
FT Percentage.....	.863	Chrystal Starling	2002-03
Rebounds	272	Susan Walvius.....	1985-86
Rebounding Average.....	10.0	Kerri Gardin.....	2005-06
Assists	246	Lisa Witherspoon	1998-99
Steals	86	Lisa Witherspoon	1998-99
Blocks.....	93	Susan Walvius.....	1985-86



Chrystal Starling

RECORDS BY CLASS


YEAR-BY-YEAR LEADERS

Scoring Average

76-77..... Kelly Bradley	13.0
77-78..... Karen Garbis	12.6
78-79..... Karen Garbis	12.1
79-80..... Julie Williams	12.4
80-81..... Maureen Corrigan	11.7
81-82..... Robin Lee	12.5
82-83..... Tammie Edwards.....	11.0
83-84..... Taiqua Brittingham	13.3
84-85..... Renee Dennis.....	14.2
85-86..... Renee Dennis.....	19.9
86-87..... Renee Dennis.....	19.2
87-88..... Michelle Bain.....	16.8
88-89..... Amy Byrne	15.0
89-90..... Amy Byrne	20.0
90-91..... Jeni Garber	13.6
91-92..... Lisa Griffith.....	12.3
92-93..... Jenny Root.....	14.9
93-94..... Christi Osborne	14.5
94-95..... Jenny Root.....	16.5
95-96..... Michelle (Hollister) Houseright ..	17.3
96-97..... Kim Seaver	13.8
97-98..... Tere Williams	13.4
98-99..... Tere Williams	15.6
99-00..... Tere Williams	15.2
00-01..... Tere Williams	15.2
01-02..... Ieva Kublina	15.6
02-03..... Ieva Kublina	15.0
03-04..... Ieva Kublina	13.7
04-05..... Erin Gibson	11.3
05-06..... Dawn Chriss.....	13.2

Points

76-77..... Kelly Bradley	208
77-78..... Peg Bunger.....	288
78-79..... Karen Garbis.....	291
79-80..... Julie Williams	359
80-81..... Maureen Corrigan	350
81-82..... Robin Lee	350
82-83..... Tammie Edwards.....	275
83-84..... Taiqua Brittingham	387
84-85..... Renee Dennis.....	412
85-86..... Renee Dennis.....	538
86-87..... Renee Dennis.....	558
87-88..... Michelle Bain.....	471
88-89..... Amy Byrne	435
89-90..... Amy Byrne	561
90-91..... Jeni Garber	367
91-92..... Lisa Griffith.....	333
92-93..... Jenny Root.....	416
93-94..... Christi Osborne	434
94-95..... Jenny Root.....	510
95-96..... Michelle (Hollister) Houseright ..	467
96-97..... Kim Seaver	427
97-98..... Tere Williams	414
98-99..... Tere Williams	468
99-00..... Tere Williams	411
00-01..... Tere Williams	457
01-02..... Ieva Kublina	498
02-03..... Ieva Kublina	481
03-04..... Ieva Kublina	426
04-05..... Erin Gibson	328
05-06..... Kerri Gardin.....	333



Erin Gibson

Rebounds

76-77..... Karen Garbis	96
77-78..... Peg Bunger.....	184
78-79..... Sandy Berry.....	176
79-80..... Julie Williams	227
80-81..... Maureen Corrigan	172
81-82..... Tammie Edwards.....	275
82-83..... Tammie Edwards.....	215
83-84..... Robin Lee	171
84-85..... Renee Dennis.....	215
85-86..... Susan Walvius.....	272
86-87..... Renee Dennis.....	205
87-88..... Michelle Bain.....	215
88-89..... Missy Sallade	252
89-90..... Missy Sallade	237
90-91..... Dayna Sonovick.....	157
91-92..... Angela Donnell	147
92-93..... Jenny Root.....	224
93-94..... Jenny Root.....	218
94-95..... Jenny Root.....	253
95-96..... Michelle (Hollister) Houseright ..	245
96-97..... Reneé Maitland	191
97-98..... Tere Williams	237
98-99..... Tere Williams	221
99-00..... Tere Williams	218
00-01..... Tere Williams	177
01-02..... Ieva Kublina	249
02-03..... Ieva Kublina	238
03-04..... Erin Gibson	215
04-05..... Kerri Gardin.....	232
05-06..... Kerri Gardin.....	289

Rebounding Average

76-77..... Karen Garbis	7.4
77-78..... Karen Garbis	8.1
78-79..... Sandy Berry.....	7.3
79-80..... Julie Williams	7.8
80-81..... Maureen Corrigan	5.7
81-82..... Tammie Edwards.....	9.8
82-83..... Tammie Edwards.....	8.6
83-84..... Robin Lee	5.7
84-85..... Renee Dennis; Susan Walvius ..	7.4
85-86..... Susan Walvius.....	9.7
86-87..... Renee Dennis.....	7.1
87-88..... Michelle Bain.....	7.7
88-89..... Missy Sallade	8.7
89-90..... Missy Sallade	8.5
90-91..... Dayna Sonovick.....	5.8
91-92..... Angela Donnell	5.3
92-93..... Jenny Root.....	8.0
93-94..... Jenny Root.....	7.3
94-95..... Jenny Root.....	8.2
95-96..... Michelle (Hollister) Houseright ..	9.1
96-97..... Reneé Maitland	6.2
97-98..... Tere Williams	7.6
98-99..... Tere Williams	7.4
99-00..... Tere Williams	8.1
00-01..... Tere Williams	5.9
01-02..... Ieva Kublina	7.8
02-03..... Ieva Kublina	7.4
03-04..... Erin Gibson	6.9
04-05..... Kerri Gardin.....	8.0
05-06..... Kerri Gardin.....	10.0



Tammie Edwards


YEAR-BY-YEAR LEADERS

Field Goals Made

76-77..... Kelly Bradley	94
77-78..... Karen Garbis	125
78-79..... Karen Garbis	146
79-80..... Julie Williams	167
80-81..... Maureen Corrigan	120
81-82..... Kathy Hanover	132
82-83..... Kathy Hanover	109
83-84..... Taiqua Brittingham	164
84-85..... Susan Walvius	175
85-86..... Susan Walvius	202
86-87..... Renee Dennis.....	212
87-88..... Michelle Bain.....	204
88-89..... Amy Byrne	163
89-90..... Amy Byrne	205
90-91..... Dayna Sonovick.....	135
91-92..... Lisa Griffith.....	132
92-93..... Jenny Root.....	163
93-94..... Jenny Root.....	165
94-95..... Jenny Root.....	204
95-96..... Michelle (Hollister) Houseright	177
96-97..... Kim Seaver.....	182
97-98..... Tere Williams	170
98-99..... Tere Williams	192
99-00..... Tere Williams	156
00-01..... Tere Williams	176
01-02..... Ieva Kublina	198
02-03..... Ieva Kublina	173
03-04..... Ieva Kublina	155
04-05..... Kerri Gardin	128
05-06..... Dawn Chriss.....	164

Field Goal Percentage

76-77..... Kelly Bradley	461
77-78..... Peg Bunger.....	466
78-79..... Peg Bunger.....	496
79-80..... Julie Williams	474
80-81..... Julie Williams	490
81-82..... Taiqua Brittingham	525
82-83..... Taiqua Brittingham	460
83-84..... Taiqua Brittingham	529
84-85..... Joyce Waddy.....	538



Carrie Mason

85-86..... Joyce Waddy.....	508
86-87..... Michelle Bain.....	526
87-88..... Michelle Bain.....	564
88-89..... Missy Sallade	573
89-90..... Amy Byrne	498
90-91..... Lisa Griffith.....	469
91-92..... Lisa Griffith.....	500
92-93..... Jenny Root.....	580
93-94..... Jenny Root.....	511
94-95..... Jenny Root.....	533
95-96..... Michelle (Hollister) Houseright	492
96-97..... Kim Seaver	517
97-98..... Tere Williams	538
98-99..... Tere Williams	602
99-00..... Tere Williams	595
00-01..... Tere Williams	481
01-02..... Ieva Kublina	473
02-03..... Erin Gibson	474
03-04..... Erin Gibson	485
04-05..... Britney Anderson.....	509
05-06..... Dawn Chriss.....	503

3-Pt Field Goals Made

87-88..... Lisa Haney	29
88-89..... Jeni Garber	57
89-90..... Sarah Hillyer.....	53
90-91..... Jeni Garber	70
91-92..... Dayna Sonovick.....	28
92-93..... Lisa Griffith.....	31
93-94..... Sue Logsdon.....	25
94-95..... Christi Osborne	23
95-96..... Sherry Banks	28
96-97..... Renee Maitland	36
97-98..... Maria Albertsson	20
98-99..... Maria Albertsson	31
99-00..... Sarah Hicks	36
00-01..... Sarah Hicks	42
01-02..... Sarah Hicks	64
02-03..... Carrie Mason.....	42
03-04..... Carrie Mason.....	51
04-05..... Carrie Mason.....	45
05-06..... Carrie Mason.....	62

Free Throws Made

76-77..... Karen Garbis	37
77-78..... Karen Garbis	68
78-79..... Sis Spriggs.....	51
79-80..... Sandy Berry.....	58
80-81..... Maureen Corrigan	110
81-82..... Tammie Edwards.....	100
82-83..... Tammie Edwards.....	73
83-84..... Robin Lee	79
84-85..... Renee Dennis.....	86
85-86..... Renee Dennis.....	136
86-87..... Renee Dennis.....	134
87-88..... Michelle Bain.....	63
88-89..... Missy Sallade	124
89-90..... Amy Byrne	151
90-91..... Lisa Griffith.....	74
91-92..... Jenny Root.....	50
92-93..... Jenny Root.....	90
93-94..... Christi Osborne	97
94-95..... Jenny Root.....	102
95-96..... Michelle (Hollister) Houseright	107
96-97..... Kim Seaver	63
97-98..... Amy Wetzel	112
98-99..... Amy Wetzel	153
99-00..... Amy Wetzel	101

00-01..... Tere Williams	104
01-02..... Chrystal Starling.....	104
02-03..... Ieva Kublina	112
03-04..... Ieva Kublina	95
04-05..... Dawn Chriss.....	81
05-06..... Dawn Chriss.....	77

Free Throw Percentage

(Minimum of 2 attempts per game)

76-77..... Thea Bertoia.....	656
77-78..... Karen Garbis	648
78-79..... Pauline Landes.....	606
79-80..... Sandy Berry	763
80-81..... Maureen Corrigan	775
81-82..... Maureen Corrigan	737
82-83..... Taiqua Brittingham	660
83-84..... Robin Lee	760
84-85..... Robin Lee	720
88-89..... Amy Byrne	820
89-90..... Amy Byrne	744
90-91..... Sue Logsdon.....	889
91-92..... Jenny Root.....	714
92-93..... Lisa Griffith.....	836
93-94..... Christi Osborne	874
94-95..... Christi Osborne	816
95-96..... Terri Garland.....	779
96-97..... Katie O'Connor	820
97-98..... Kelly Drinka.....	870
98-99..... Amy Wetzel	754
99-00..... Tere Williams	811
00-01..... Chrystal Starling.....	869
01-02..... Chrystal Starling.....	806
02-03..... Chrystal Starling.....	863
03-04..... Dawn Chriss.....	837
04-05..... Carrie Mason.....	831
05-06..... Carrie Mason.....	810

Assists

76-77..... not recorded

77-78..... Gail Kelly	46
78-79..... Sandy Berry	120
79-80..... Sandy Berry	139
80-81..... Sandy Berry	125
81-82..... Jackie Ansley.....	94
82-83..... Jackie Ansley.....	94
83-84..... Jackie Ansley.....	115
84-85..... Taiqua Brittingham	114
85-86..... Maureen Donovan	164
86-87..... Maureen Donovan	143
87-88..... Denise Kayajian	97
88-89..... Stephanie Green.....	108
89-90..... Sandy Michel	83
90-91..... Jeni Garber	108
91-92..... Phyllis Tonkin	97
92-93..... Lisa Leftwich	100
93-94..... Lisa Leftwich	110
94-95..... Terri Garland.....	116
95-96..... Terri Garland.....	102
96-97..... Lisa Witherspoon.....	124
97-98..... Lisa Witherspoon.....	219
98-99..... Lisa Witherspoon.....	246
99-00..... Amy Wetzel	152
00-01..... Amy Wetzel	86
01-02..... Lisa Guarneri	127
02-03..... Carrie Mason.....	106
03-04..... Kerri Gardin.....	90
04-05..... Carrie Mason.....	98
05-06..... Kirby Copeland.....	87

TECH'S TOP TEN

The Hokies' Top Performances

Points (Career)

1983-87	Renee Dennis, 115 games	1791
97-01	Tere Williams, 118 games	1750
00-04	Ieva Kublina, 126 games	1647
91-95	Jenny Root, 117 games	1582
91-95	Christi Osborne, 117 games	1500
96-01	Amy Wetzel, 129 games	1444
02-06	Carrie Mason, 123 games	1369
99-03	Chrystal Starling, 121 games	1340
86-90	Amy Byrne, 113 games	1291
82-86	Susan Walvius, 105 games	1161

Points (Season)

1989-90	Amy Byrne, Sr., 28 games	561
86-87	Renee Dennis, Sr., 29 games	558
85-86	Renee Dennis, Jr., 27 games	538
94-95	Jenny Root, Sr., 31 games	510
01-02	Ieva Kublina, So., 32 games	498
02-03	Ieva Kublina, Jr., 32 games	481
85-86	Susan Walvius, Sr., 28 games	475
87-88	Michelle Bain, Sr., 28 games	471
98-99	Tere Williams, So., 31 games	468
95-96	Michelle (Hollister) Houseright, So., 27 games	467

Scoring Average (Career)

1983-87	Renee Dennis, 115 games	15.6
97-01	Tere Williams, 118 games	14.8
91-95	Jenny Root, 117 games	13.5
00-04	Ieva Kublina, 126 games	13.1
91-95	Christi Osborne, 117 games	12.8
88-91	Jeni Garber, 56 games	12.6
86-90	Amy Byrne, 113 games	11.4
96-01	Amy Wetzel, 129 games	11.2
02-06	Carrie Mason, 123 games	11.1
99-03	Chrystal Starling, 121 games	11.1
86-87	Susan Walvius, 105 games	11.1

Scoring Average (Season)

1989-90	Amy Byrne, Sr., 28 games	20.0
85-86	Renee Dennis, Jr., 27 games	19.9
86-87	Renee Dennis, Sr., 29 games	19.2
95-96	Michelle (Hollister) Houseright, So., 27 games	17.3
85-86	Susan Walvius, Sr., 28 games	17.0
87-88	Michelle Bain, Sr., 28 games	16.8
94-95	Jenny Root, Sr., 31 games	16.5
01-02	Ieva Kublina, So., 32 games	15.6
98-99	Tere Williams, So., 31 games	15.6
00-01	Tere Williams, Sr., 30 games	15.2



Renee Dennis

Field-Goal Percentage (Career)

(Minimum 3 made per game)

1997-01	Tere Williams, 118 games	(694-1263)	.550
91-95	Jenny Root, 117 games	(626-1163)	.538
86-90	Missy Sallade, 108 games	(328-630)	.521
84-88	Michelle Bain, 110 games	(447-851)	.511
81-85	Taiqua Brittingham, 105 games	(383-751)	.510
02-06	Dawn Chriss, 116 games	(424-858)	.494
82-86	Susan Walvius, 105 games	(505-1046)	.483
79-81	Julie Williams, 58 games	(269-560)	.480
01-05	Erin Gibson, 123 games	(439-926)	.474
86-90	Amy Byrne, 113 games	(479-1021)	.470
89-93	Lisa Griffith, 102 games	(389-832)	.467
95-99	Michelle (Hollister) Houseright, 115 games	(426-912)	.467

Field-Goal Percentage (Season)

(Minimum 4 made per game)

1998-99	Tere Williams, So., 31 games	(192-319)	.602
99-00	Tere Williams, Jr., 27 games	(156-262)	.595
92-93	Jenny Root, So., 28 games	(163-281)	.580
88-89	Missy Sallade, Jr., 29 games	(138-241)	.573
87-88	Michelle Bain, Sr., 28 games	(204-362)	.564
97-98	Tere Williams, Fr., 31 games	(170-316)	.538
94-95	Jenny Root, Sr., 31 games	(204-383)	.533
83-84	Taiqua Brittingham, Jr., 29 games	(164-310)	.529
86-87	Michelle Bain, Jr., 29 games	(131-249)	.526
84-85	Renee Dennis, So., 29 games	(163-313)	.521



Tere Williams

Field Goals Made (Career)

1997-01	Tere Williams, 118 games	694
83-87	Renee Dennis, 115 games	680
91-95	Jenny Root, 117 games	626
00-04	Ieva Kublina, 126 games	613
91-95	Christi Osborne, 117 games	581
82-86	Susan Walvius, 105 games	505
86-90	Amy Byrne, 113 games	479
99-03	Chrystal Starling, 121 games	462
82-86	Angie Kelly, 104 games	451
84-88	Michelle Bain, 110 games	447

Field Goals Made (Season)

1986-87	Renee Dennis, Sr., 29 games	212
89-90	Amy Byrne, Sr., 28 games	205
94-95	Jenny Root, Sr., 31 games	204
87-88	Michelle Bain, Sr., 28 games	204
85-86	Susan Walvius, Sr., 28 games	202
85-86	Renee Dennis, Jr., 27 games	201
01-02	Ieva Kublina, So., 32 games	198
98-99	Tere Williams, So., 31 games	192
96-97	Kim Seaver, Fr., 31 games	182
95-96	Michelle (Hollister) Houseright, So., 27 games	177

Three-Point FG Made (Career)

02-06	Carrie Mason, 123 games	200
1997-02	Sarah Hicks, 119 games	157
88-91	Jeni Garber, 56 games	127
87-92	Dayna Sonovick, 85 games	84
00-04	Ieva Kublina, 126 games	77
91-95	Christi Osborne, 117 games	71
96-01	Amy Wetzel, 129 games	67
99-03	Chrystal Starling, 121 games	65
94-98	Reneé Maitland, 99 games	64
89-93	Lisa Griffith, 102 games	64

Three-Point FG Made (Season)

1990-91	Jeni Garber, Sr., 27 games	70
01-02	Sarah Hicks, Sr., 32 games	64
05-06	Carrie Mason, Sr., 31 games	62
88-89	Jeni Garber, Jr., 29 games	57
03-04	Carrie Mason, So., 31 games	51
89-90	Sarah Hillyer, Fr., 28 games	53
04-05	Carrie Mason, Jr., 29 games	45
02-03	Carrie Mason, Fr., 32 games	42
00-01	Sarah Hicks, Jr., 31 games	42
99-00	Sarah Hicks, So., 31 games	36

Free Throws Made (Career)

1996-01	Amy Wetzel, 129 games	489
83-87	Renee Dennis, 115 games	431
97-01	Tere Williams, 118 games	361
99-03	Chrystal Starling, 121 games	351
00-04	Ieva Kublina, 126 games	344
86-90	Amy Byrne, 113 games	333
91-95	Jenny Root, 117 games	329
02-06	Carrie Mason, 123 games	293
81-85	Robin Lee, 112 games	289
86-90	Missy Sallade, 108 games	270

Free Throws Made (Season)

1998-99	Amy Wetzel, So., 31 games	153
89-90	Amy Byrne, Sr., 28 games	151
85-86	Renee Dennis, Jr., 27 games	136
86-87	Renee Dennis, Sr., 29 games	134
88-89	Missy Sallade, Jr., 29 games	124
02-03	Ieva Kublina, Jr., 32 games	112
97-98	Amy Wetzel, r-Fr., 31 games	112
80-81	Maureen Corrigan, Jr., 30 games	110
88-89	Amy Byrne, Jr., 29 games	109
89-90	Missy Sallade, Sr., 28 games	108

Rebounds (Career)

1997-01	Tere Williams, 118 games	853
00-04	Ieva Kublina, 126 games	845
91-95	Jenny Root, 117 games	815
83-87	Renee Dennis, 115 games	792
02-06	Kerri Gardin, 116 games	784
01-05	Erin Gibson, 123 games	752
79-83	Tammie Edwards, 107 games	748
82-86	Susan Walvius, 105 games	644
84-88	Michelle Bain, 110 games	619
86-90	Amy Byrne, 113 games	618

Rebounds (Season)

2005-06	Kerri Gardin, Sr., 29 games	289
81-82	Tammie Edwards, Jr., 28 games	275
85-86	Susan Walvius, Sr., 28 games	272
94-95	Jenny Root, Sr., 31 games	253
88-89	Missy Sallade, Jr., 29 games	252
01-02	Ieva Kublina, So., 32 games	249
95-96	Michelle Hollister, So., 27 games	245
02-03	Ieva Kublina, Jr., 32 games	238
89-90	Missy Sallade, Sr., 28 games	237
97-98	Tere Williams, Fr., 31 games	237



Tammy Edwards

Rebounding Average (Career)

1997-01	Tere Williams, 118 games	7.2
91-95	Jenny Root, 117 games	7.0
76-79	Karen Garbis, 62 games	7.0
79-83	Tammie Edwards, 107 games	7.0
83-87	Renee Dennis, 115 games	6.9
00-04	Ieva Kublina, 126 games	6.7
02-06	Kerri Gardin, 119 games	6.6
79-81	Julie Williams, 58 games	6.3
01-05	Erin Gibson, 94 games	6.1
82-86	Susan Walvius, 105 games	6.1

Rebounding Average (Season)

2005-06	Kerri Gardin, Sr., 29 games	10.0
81-82	Tammie Edwards, Jr., 28 games	9.8
85-86	Susan Walvius, Sr., 28 games	9.7
95-96	Michelle (Hollister) Houseright, So., 27 games	9.1
88-89	Missy Sallade, Jr., 29 games	8.7
82-83	Tammie Edwards, Sr., 25 games	8.6
89-90	Missy Sallade, Sr., 28 games	8.5
99-00	Tere Williams, Jr., 27 games	8.4
85-86	Renee Dennis, Jr., 27 games	8.3
94-95	Jenny Root, Sr., 31 games	8.2

Assists (Career)

1996-99	Lisa Witherspoon, 112 games	635
83-87	Maureen Donovan, 115 games	410
96-01	Amy Wetzel, 129 games	399
78-81	Sandy Berry, 83 games	384
91-95	Lisa Leftwich, 111 games	371
92-96	Terri Garland, 114 games	369
02-06	Carrie Mason, 123 games	364
88-92	Phyllis Tonkin, 100 games	319
91-95	Christi Osborne, 117 games	316
81-84	Jackie Ansley, 83 games	312

Assists (Season)

1998-99	Lisa Witherspoon, Sr., 30 games	246
97-98	Lisa Witherspoon, Jr., 31 games	219
85-86	Maureen Donovan, Jr., 28 games	164
99-00	Amy Wetzel, Jr., 31 games	152
86-87	Maureen Donovan, Sr., 29 games	143
79-80	Sandy Berry, Jr., 29 games	139
01-02	Lisa Guarnieri, Sr., 32 games	127
80-81	Sandy Berry, Sr., 30 games	125
96-97	Lisa Witherspoon, So., 23 games	124
78-79	Sandy Berry, So., 24 games	120

Free-Throw Percentage (Career)

(Minimum 1.5 made per game)

1991-95	Christi Osborne, 117 games	(267-322)	.829
99-03	Chrystal Starling, 121 games	(351-425)	.826
02-06	Carrie Mason, 123 games	(293-366)	.801
90-94	Sue Logsdon, 105 games	(203-257)	.790
89-93	Lisa Griffith, 102 games	(191-247)	.773
00-04	Ieva Kublina, 126 games	(344-447)	.770
80-82	Maureen Corrigan, 55 games	(166-218)	.761
86-90	Amy Byrne, 113 games	(333-438)	.760
96-99	Katie O'Connor, 120 games	(216-286)	.755
02-06	Dawn Chriss, 116 games	(268-358)	.749

Free-Throw Percentage (Season)

(Min. 60 attempts)

1990-91	Sue Logsdon, Fr., 27 games	(72-81)	.889
93-94	Christi Osborne, Jr., 30 games	(97-111)	.874
00-01	Chrystal Starling, So., 31 games	(93-107)	.869
02-03	Chrystal Starling, Sr., 27 games	(88-102)	.863
92-93	Lisa Griffith, Sr., 28 games	(62-74)	.838
03-04	Dawn Chriss, So., 31 games	(87-104)	.837
04-05	Carrie Mason, Jr., 29 games	(64-77)	.831
90-91	Lisa Griffith, So., 27 games	(74-89)	.831
03-04	Ieva Kublina, Jr., 31 games	(95-115)	.826
88-89	Amy Byrne, Jr., 29 games	(109-133)	.820



Sue Logsdon



Lisa Witherspoon

Blocked Shots (Career)

2000-04	Ieva Kublina, 126 games	256
82-86	Susan Walvius, 105 games	204
91-95	Jenny Root, 117 games	133
84-88	Michelle Bain, 110 games	109
01-05	Erin Gibson, 94 games	108
96-00	Kim Seaver, 85 games	106
02-06	Kerri Gardin, 119 games	91
79-81	Julie Williams, 82 games	82
89-93	Lisa Griffith, 102 games	77
86-90	Missy Sallade, 108 games	71

Blocked Shots (Season)

1985-86	Susan Walvius, Sr., 28 games	93
01-02	Ieva Kublina, So., 32 games	86
84-85	Susan Walvius, Jr., 28 games	73
03-04	Ieva Kublina, Sr., 31 games	73
02-03	Ieva Kublina, Jr., 32 games	62
96-97	Kim Seaver, Fr., 31 games	54
96-97	Meg Hunter, Fr., 31 games	49
79-80	Julie Williams, Fr., 29 games	43
86-87	Michelle Bain, Jr., 29 games	43
04-05	Erin Gibson, Sr., 29 games	43

Steals (Career)

1981-85	Taiqua Brittingham, 105 games	252
96-01	Amy Wetzel, 129 games	235
96-99	Lisa Witherspoon, 112 games	219
78-81	Sandy Berry, 83 games	175
02-06	Carrie Mason, 123 games	173
02-06	Dawn Chriss, 116 games	164
91-95	Lisa Leftwich, 111 games	161
02-06	Kerri Gardin, 119 games	157
81-84	Jackie Ansley, 83 games	157
92-96	Terri Garland, 114 games	144

Steals (Season)

1998-99	Lisa Witherspoon, Sr., 30 games	86
83-84	Taiqua Brittingham, Jr., 29 games	78
96-97	Renee Maitland, Jr., 31 games	77
78-79	Sandy Berry, So., 24 games	70
83-84	Jackie Ansley, Sr., 30 games	68
84-85	Taiqua Brittingham, Sr., 23 games	66
82-83	Taiqua Brittingham, So., 25 games	62
97-98	Lisa Witherspoon, Jr., 31 games	62
88-89	Jeni Garber, Jr., 29 games	60
03-04	Carrie Mason, Sr., 31 games	59

THE 1,000-POINT CLUB

Renee Dennis • 1,791

Year	G/GS	Min.	FG-FGA	Pct.	3P-3PA	Pct.	FT-FTA	Pct.	Reb.	Avg.	A	TO	BS	ST	Pts.	Avg.
1983-84	30/2	618	104-231	.450	-----	----	75-116	.647	148	4.9	9	50	5	11	283	9.4
1984-85	29/25	789	163-313	.521	-----	----	86-138	.623	215	7.4	11	73	8	21	412	14.2
1985-86	27/27	956	201-445	.452	-----	----	136-202	.673	224	8.3	25	98	5	22	538	19.9
1986-87	29/29	1,001	212-472	.449	-----	----	134-182	.736	205	7.1	46	100	0	22	558	19.2
Total	115/83	3,364	680-1,461	.465	-----	----	431-638	.676	792	6.9	91	321	18	76	1,791	15.6

Tere Williams • 1,750

Year	G/GS	Min.	FG-FGA	Pct.	3P-3PA	Pct.	FT-FTA	Pct.	Reb.	Avg.	A	TO	BS	ST	Pts.	Avg.
1997-98	31/28	776	170-316	.538	0-0	.000	74-124	.597	237	7.6	16	85	15	36	414	13.4
1998-99	30/29	822	192-319	.604	0-0	.000	84-113	.750	221	7.5	27	66	22	29	468	15.6
1999-00	27/25	807	156-262	.595	0-1	.000	99-122	.811	218	8.4	19	76	14	32	411	15.1
2000-01	30/30	814	176-366	.481	1-15	.067	104-136	.764	177	5.9	30	78	16	26	457	15.2
Total	118/112	3,219	694-1,263	.550	1-16	.063	361-495	.729	853	7.2	92	305	67	123	1,750	14.8

Ieva Kublina • 1,647

Year	G/GS	Min	FG-FGA	Pct.	3P-3PA	Pct.	FT-FTA	Pct.	Reb.	Avg.	A	TO	BS	ST	Pts.	Avg.
1900-01	31/3	642	87-199	.437	13-38	.342	55-85	.647	154	5.0	15	46	35	11	242	7.8
2001-02	32/32	976	198-419	.473	20-53	.377	82-107	.766	249	7.8	30	74	86	23	498	15.6
2002-03	32/32	1,046	173-383	.452	23-65	.354	112-140	.800	238	7.4	44	81	62	30	481	15.0
2003-04	31/31	999	155-374	.414	21-78	.269	95-115	.826	204	6.6	26	72	73	23	426	13.7
Totals	126/98	3,663	613-1,375	.446	77-234	.329	344-447	.770	845	6.7	115	273	256	87	1,647	13.1

Jenny Root • 1,582


Year	G/GS	Min.	FG-FGA	Pct.	3P-3PA	Pct.	FT-FTA	Pct.	Reb.	Avg.	A	TO	BS	ST	Pts.	Avg.
1991-92	28/1	527	94-176	.534	1-1	1.000	50-70	.714	120	4.3	12	38	27	14	239	8.5
1992-93	28/25	777	163-281	.580	0-0	.000	90-123	.732	224	8.0	22	58	39	20	416	14.9
1993-94	30/30	924	165-323	.511	0-0	.000	87-136	.640	218	7.3	21	46	30	26	417	13.9
1994-95	31/31	962	204-383	.533	0-0	.000	102-157	.650	253	8.2	30	74	37	27	510	16.5
Total	117/87	3,190	626-1,163	.538	1-1	1.000	329-486	.677	815	7.0	85	216	133	87	1,582	13.5

Christi Osborne • 1,500

Year	G/GS	Min	FG-FGA	Pct.	3P-3PA	Pct.	FT-FTA	Pct.	Reb.	Avg.	A	TO	BS	ST	Pts.	Avg.
1991-92	28/20	880	120-271	.443	9-27	.333	37-45	.822	144	5.1	66	79	15	24	286	10.2
1992-93	28/28	917	149-335	.445	24-60	.400	62-79	.785	142	5.1	92	73	14	30	384	13.7
1993-94	30/30	1,000	161-373	.432	15-51	.294	97-111	.874	138	4.6	78	72	8	18	434	14.5
1994-95	31/31	1,054	151-365	.414	23-78	.295	71-87	.816	142	4.6	80	71	17	24	396	12.8
Total	117/109	3,851	581-1,344	.432	71-216	.329	267-322	.829	566	4.8	316	295	54	96	1,500	12.8



Renee
Dennis



Tere
Williams



Ieva
Kublina



Jenny
Root




Christi
Osborne

1,000-POINT CLUB



Amy Wetzel



Carrie Mason



Chrystal Starling



Amy Byrne



Susan Walvius



Robin Lee



Dawn Chriss

Amy Wetzel • 1,444

Year	G/GS	Min	FG-FGA	Pct.	3P-3PA	Pct.	FT-FTA	Pct.	Reb.	Avg.	A	TO	BS	ST	Pts.	Avg.
1996-97	6/1	180	18-43	.419	7-19	.368	28-34	.824	23	3.8	10	10	2	17	71	11.8
1997-98	31/27	908	106-235	.451	6-43	.140	112-140	.800	126	4.1	67	81	6	57	330	10.6
1998-99	30/29	1,032	127-307	.414	25-65	.385	153-203	.754	167	5.6	84	92	3	55	432	14.6
1999-00	31/31	1,059	105-242	.434	14-44	.318	101-138	.732	140	4.5	152	110	7	57	325	10.5
2000-01	31/31	950	88-206	.427	15-37	.405	95-120	.792	109	3.5	86	76	1	49	286	9.2
Total	129/119	4,129	444-1,033	.430	67-208	.322	489-635	.770	565	4.4	399	369	19	235	1,444	11.2

Carrie Mason • 1,369

Year	G/GS	Min	FG-FGA	Pct.	3P-3PA	Pct.	FT-FTA	Pct.	Reb.	Avg.	A	TO	BS	ST	Pts.	Avg.
02-03	32/30	1,108	107-229	.467	42-103	.408	82-106	.774	108	3.4	106	101	4	26	338	10.6
03-04	31/31	1,100	114-272	.419	51-129	.395	79-99	.798	91	2.9	84	86	4	58	358	11.5
04-05	29/29	955	97-245	.396	45-108	.417	64-77	.831	80	2.8	98	93	12	30	303	10.4
05-06	31/31	1,016	120-260	.462	62-140	.443	68-84	.810	59	1.9	76	80	3	59	370	11.9
Totals	123/121	4,179	438-1,006	.435	200-480	.417	293-366	.801	338	2.7	364	360	23	173	1,369	11.1

Chrystal Starling • 1,340

Year	G/GS	Min	FG-FGA	Pct.	3P-3PA	Pct.	FT-FTA	Pct.	Reb.	Avg.	A	TO	BS	ST	Pts.	Avg.
1999-00	31/23	890	132-288	.458	13-29	.448	66-87	.759	119	3.8	78	104	9	42	343	11.1
2000-01	31/0	764	108-254	.425	15-50	.300	93-107	.869	136	4.4	49	83	14	27	324	10.5
2001-02	32/18	805	119-270	.441	22-68	.324	104-129	.806	97	3.0	50	60	6	33	364	11.4
2002-03	27/16	730	103-263	.392	15-63	.238	88-102	.863	105	3.9	45	78	2	25	309	11.4
Totals	121/57	3,189	462-1,075	.429	65-210	.310	351-425	.826	457	3.8	222	325	31	127	1,340	11.1

Amy Byrne • 1,291

Year	G/GS	Min	FG-FGA	Pct.	3P-3PA	Pct.	FT-FTA	Pct.	Reb.	Avg.	A	TO	BS	ST	Pts.	Avg.
1986-87	28/0	306	38-108	.352	-----	----	46-60	.767	83	3.0	11	29	4	11	122	4.4
1987-88	28/1	490	73-177	.412	0-0	.000	27-42	.643	116	4.1	16	27	5	13	173	6.2
1988-89	29/29	882	163-324	.503	0-0	.000	109-133	.820	217	7.5	19	69	6	23	435	15.0
1989-90	28/28	894	205-412	.498	0-0	.000	151-203	.744	202	7.2	26	66	2	26	561	20.0
Total	113/58	2,572	479-1,021	.469	0-0	.000	333-438	.760	618	5.5	72	191	17	73	1,291	11.4

Susan Walvius • 1,161

Year	G/GS	Min	FG-FGA	Pct.	3P-3PA	Pct.	FT-FTA	Pct.	Reb.	Avg.	A	TO	BS	ST	Pts.	Avg.
1982-83	24/0	300	63-144	.436	-----	----	13-16	.813	77	3.2	6	25	17	8	139	5.8
1983-84	25/0	317	65-143	.454	-----	----	26-36	.722	87	3.5	6	18	21	4	156	6.2
1984-85	28/26	753	175-352	.497	-----	----	41-62	.661	208	7.4	17	58	73	27	391	14.0
1985-86	28/28	884	202-407	.496	-----	----	71-97	.732	272	9.7	25	42	93	26	475	17.0
Total	105/54	2,254	505-1,046	.483	-----	----	151-211	.716	644	6.1	54	143	204	65	1,161	11.1

Robin Lee • 1,147

Year	G/GS	Min	FG-FGA	Pct.	3P-3PA	Pct.	FT-FTA	Pct.	Reb.	Avg.	A	TO	BS	ST	Pts.	Avg.
1981-82	28/26	757	126-309	.408	-----	----	98-135	.726	126	4.5	24	83	13	27	350	12.5
1982-83	25/224	640	95-255	.373	-----	----	44-74	.595	101	4.0	34	63	9	17	234	9.4
1983-84	30/30	744	105-265	.396	-----	----	79-104	.760	171	5.7	64	88	19	20	289	9.6
1984-85	29/26	639	108-233	.464	-----	----	58-74	.784	97	3.3	58	82	8	26	274	9.4
Total	112/106	2,780	434-1,062	.409	-----	----	279-387	.721	495	4.4	80	316	49	90	1,147	10.2

Dawn Chriss • 1,121

Year	G/GS	Min	FG-FGA	Pct.	3P-3PA	Pct.	FT-FTA	Pct.	Reb.	Avg.	A	TO	BS	ST	Pts.	Avg.
02-03	25/0	235	28-54	.519	0-0	.000	23-32	.719	44	1.8	21	17	3	14	79	3.2
03-04	31/31	943	114-237	.481	1-3	.333	87-104	.837	146	4.7	72	81	28	44	316	10.2
04-05	29/29	789	118-241	.490	1-8	.125	81-112	.723	123	4.2	62	55	14	49	318	11.0
05-06	31/31	908	164-326	.503	3-14	.214	77-110	.700	139	4.5	65	77	16	57	408	13.2
Totals	116/91	2,875	424-858	.494	5-25	.200	268-358	.749	452	3.9	220	230	61	164	1,121	9.7

1,000-POINT CLUB

Erin Gibson • 1,117

Year	G/GS	Min	FG-FGA	Pct.	3P-3PA	Pct.	FT-FTA	Pct.	Reb.	Avg.	A	TO	BS	ST	Pts.	Avg.
2001-02	32/0	533	84-168	.500	0-0	.000	34-59	.576	148	4.6	9	52	26	22	202	6.3
2002-03	31/30	916	118-249	.474	0-1	.000	64-126	.508	216	7.0	30	66	29	28	300	9.7
2003-04	31/30	956	111-229	.485	0-0	.000	65-108	.602	215	6.9	24	64	24	13	287	9.3
2004-05	29/29	858	126-280	.450	0-1	.000	76-122	.623	173	6.0	32	60	43	29	328	11.3
Total	123/89	3,263	439-926	.474	0-2	.000	239-415	.576	752	6.1	95	242	122	92	1,117	9.1

Michelle (Hollister) Houseright • 1,112

Year	G/GS	Min	FG-FGA	Pct.	3P-3PA	Pct.	FT-FTA	Pct.	Reb.	Avg.	A	TO	BS	ST	Pts.	Avg.
1994-95	28/0	255	23-92	.250	2-13	.154	18-26	.692	59	2.1	14	36	11	13	66	2.4
1995-96	27/26	816	177-360	.492	6-19	.316	107-172	.622	245	9.1	24	76	23	53	467	17.3
1996-97	Did not play															
1997-98	29/6	652	108-217	.498	0-0	.000	60-94	.638	165	5.7	35	64	12	27	276	9.5
1998-99	31/11	669	118-243	.486	1-2	.500	66-88	.750	140	4.5	30	47	7	46	303	9.8
Total	115/43	2,392	426-912	.467	9-34	.265	251-380	.661	609	5.3	103	223	53	139	1,112	9.7

Sarah Hicks • 1,092

Year	G/GS	Min	FG-FGA	Pct.	3P-3PA	Pct.	FT-FTA	Pct.	Reb.	Avg.	A	TO	BS	ST	Pts.	Avg.
1997-98	25/0	232	37-80	.463	15-40	.375	17-26	.654	39	1.6	19	25	2	3	106	4.6
1998-99	(redshirted)															
1999-00	31/23	908	114-287	.397	36-140	.257	36-52	.692	144	4.6	78	70	11	18	300	9.7
2000-01	31/31	895	107-246	.435	42-108	.389	44-59	.746	164	5.3	84	60	6	29	300	9.7
2001-02	32/32	1,101	133-309	.430	64-160	.400	56-76	.737	168	5.3	112	81	13	11	386	12.1
Totals	119/86	3,136	391-922	.424	157-448	.350	153-213	.718	515	4.3	293	236	32	61	1,092	9.2

Angie Kelly • 1,092

Year	G/GS	Min	FG-FGA	Pct.	3P-3PA	Pct.	FT-FTA	Pct.	Reb.	Avg.	A	TO	BS	ST	Pts.	Avg.
1982-83	22/0	215	40-105	.381	-----	----	24-32	.750	31	1.4	19	23	0	11	104	4.7
1983-84	29/3	599	128-264	.485	-----	----	59-83	.711	76	2.6	36	63	2	41	315	10.9
1984-85	29/26	639	130-303	.429	-----	----	55-76	.724	77	2.7	88	80	4	57	315	10.9
1985-86	24/24	791	153-348	.440	-----	----	52-66	.788	90	3.8	65	69	3	31	358	14.9
Total	104/53	2,244	451-1,020	.442	-----	----	190-257	.739	274	2.6	208	235	9	140	1,092	10.5

Michelle Bain • 1,068

Year	G/GS	Min	FG-FGA	Pct.	3P-3PA	Pct.	FT-FTA	Pct.	Reb.	Avg.	A	TO	BS	ST	Pts.	Avg.
1984-85	25/0	198	39-77	.506	-----	----	18-31	.529	63	2.5	1	26	12	7	96	3.8
1985-86	28/6	480	73-163	.448	-----	----	44-77	.571	146	5.2	7	55	27	12	190	6.8
1986-87	29/28	695	131-249	.526	-----	----	49-92	.533	195	6.7	14	72	43	21	311	10.7
1987-88	28/27	766	204-362	.564	0-0	.000	63-113	.558	215	7.7	11	69	27	19	471	16.8
Total	110/61	2,139	447-851	.525	0-0	.000	174-313	.556	619	5.6	33	222	109	59	1,068	9.7

Kerri Gardin • 1,061


Year	G/GS	Min	FG-FGA	Pct.	3P-3PA	Pct.	FT-FTA	Pct.	Reb.	Avg.	A	TO	BS	ST	Pts.	Avg.
02-03	30/5	546	53-132	.402	0-0	.000	24-38	.632	96	3.2	52	59	20	24	130	4.4
03-04	31/29	799	88-256	.344	2-6	.333	64-95	.674	167	5.4	90	91	17	36	242	7.8
04-05	29/20	750	128-285	.449	7-29	.241	59-96	.615	232	8.0	48	60	29	39	322	11.1
05-06	29/27	822	150-333	.450	6-17	.353	61-103	.592	289	10.0	69	70	25	58	367	12.7
Totals	119/81	2,917	419-1,006	.417	15-52	.288	208-332	.627	784	6.6	259	280	91	157	1,061	8.9

Lisa Griffith • 1,033

Year	G/GS	Min	FG-FGA	Pct.	3P-3PA	Pct.	FT-FTA	Pct.	Reb.	Avg.	A	TO	BS	ST	Pts.	Avg.
1989-90	20/0	118	14-45	.311	0-0	.000	12-19	.632	36	1.8	3	6	4	1	40	2.0
1990-91	27/26	708	119-254	.469	7-18	.389	74-89	.831	137	5.1	17	39	21	17	319	11.8
1991-92	27/27	659	132-264	.500	26-58	.448	43-65	.662	130	4.8	20	49	18	16	333	12.3
1992-93	28/28	725	124-269	.461	31-82	.378	62-74	.838	177	6.3	22	57	34	26	341	12.2
Total	102/81	2,210	389-832	.468	64-158	.405	191-247	.773	480	4.7	62	151	77	160	1,033	10.1



Erin Gibson



Michelle (Hollister) Houseright



Sarah Hicks



Angie Kelly



Michelle Bain



Kerri Gardin



Lisa Griffith

1,000-POINT CLUB

COLISEUM RECORDS

The All-Time Best Performances in the Cassell

Individual (Virginia Tech)

FG made	14	Renee Dennis vs. Florida State (1/3/87)
FG att.	30	Renee Dennis vs. Memphis State (2/7/87)
3-pt. FG made	6	Sarah Hillyer vs. Florida State (2/3/90)
	6	Jeni Garber vs. West Virginia (12/20/90)
3-pt. FG att.	15	Sarah Hicks vs. Duke (12/8/99)
FT made	15	Robin Lee vs. Florida State (1/16/82)
FT att.	17	Robin Lee vs. Florida State (1/16/82)
Points	34	Renee Dennis vs. Memphis State (2/7/87)
Off. Reb.	9	Amy Byrne vs. Liberty (1/8/90);
	9	Joyce Waddy vs. Louisville, (2/23/87)
Def. Reb.	15	Kerri Gardin vs. Virginia (2/13/05)
Tot. Reb.	21	Kerri Gardin vs. Virginia (2/13/05);
	21	Nicole Jones vs. Hampton (12/29/99)
Assists	13	Lisa Leftwich vs. VCU (2/8/92)
Turnovers	12	Sandy Berry vs. UNCC (1/13/79)
Blocks	9	Susan Walvius vs. Florida State (1/4/86)
Steals	9	Taiqua Brittingham vs. Northwestern (12/22/83)

Team (Virginia Tech)

FG made	44	vs. West Virginia Wesleyan (11/18/80)
FG att.	94	vs. Appalachian State (11/17/79)
3-pt. FG made	10	vs. Radford (2/21/91)
3-pt. FG att.	26	vs. Syracuse (1/4/03)
FT made	43	vs. Yale (1/9/82)
FT att.	58	vs. Yale (1/9/82)
Points	105	vs. Southern Mississippi (12/28/04)
Off. Reb.	40	vs. Liberty (1/8/90)
Def. Reb.	43	vs. Gardner-Webb (1/2/93)
Tot. Reb.	75	vs. Liberty (1/8/90)
Assists	28	vs. Florida State (2/20/88)
Turnovers	38	vs. East Tennessee State (12/10/77)
Blocks	14	vs. East Tennessee State (12/21/93)
Steals	19	vs. Charleston (12/5/86)

Individual (Opponent)

FG made	16	Heather Burge, Virginia (12/8/92)
FG att.	36	Vivian Greene, Norfolk State (1/15/77)
3-pt. FG made	5	Anna Pavlikhina, VCU (1/9/93);
	5	Camille Murphy, Georgia (11/17/99);
3-pt. FG att.	12	Anna Pavlikhina, VCU (1/9/93);
FT made	15	Paula Dolan, Charleston (12/19/81)
FT att.	19	Paula Dolan, Charleston (12/19/81)
Points	34	Heather Burge, Virginia (12/8/92);
Off. Reb.	8	Glynetha Davis, Memphis State (2/11/89)
Def. Reb.	15	Carolyn Dehn-Duhr, JMU (12/10/88)
Tot. Reb.	21	Glenda Stokes, Florida State (1/16/82)
Assists	11	Jan Cameron, UT-Chattanooga (1/8/94)
Turnovers	14	Karin Vadelund, George Washington (12/4/88)
Blocks	11	Svetlana Pankratova, VCU (2/12/94)
Steals	7	Vivian Greene, Norfolk State (1/15/77);
	7	Tonya Cardoza, Virginia (12/8/87);
	7	Carrie Coffman, Bradley (1/12/94);
	7	Meghan Saake, Miami (2/5/02)

Team (Opponent)

FG made	43	Cincinnati (2/10/84);
	43	Old Dominion (3/1/84)
FG att.	91	Cincinnati (2/10/84)
3-pt. FG made	14	Connecticut (2/7/01)
3-pt. FG att.	28	Connecticut (2/7/01)
FT made	32	Radford (1/20/93)
FT att.	43	Florida State (1/3/87);
	43	Radford (12/6/86)
Points	108	Old Dominion (1/27/78)
Off. Reb.	25	Marshall (12/30/92);
	25	Florida State (1/3/87)
Def. Reb.	36	James Madison (12/10/88)
Tot. Reb.	62	Virginia Union (2/9/78)
Assists	24	Connecticut (2/7/01)
Turnovers	47	Appalachian State (11/17/79)
Blocks	13	Virginia Commonwealth (2/12/94)
Steals	22	Virginia (12/8/87)



CASSELL COLISEUM RECORDS

YEAR-BY-YEAR RESULTS



Virginia Tech's first varsity women's basketball team competed in 1976-77.

1976-77

Coach: John Wetzel
Record: 7-9

Dec. 4	Virginia State	L 42-46
Dec. 9	at Virginia	L 52-54
Dec. 14	at Bridgewater	W 59-55
Jan. 5	at East Tennessee State	L 58-71
Jan. 12	at Radford	L 50-60
Jan. 15	Norfolk State	L 55-68
Jan. 18	Emory & Henry	W 49-48
Jan. 25	Longwood	W 59-47
Jan. 28	at William & Mary	W 57-47
Feb. 2	at Old Dominion	L 39-82
Feb. 3	at VCU	W 53-43
Feb. 15	Roanoke	W 71-68
Feb. 19	James Madison	W 56-46
Feb. 24	Virginia	L 58-67
Mar. 3	vs. James Madison 1	L 37-47
Mar. 4	vs. Norfolk State 1	L 49-56

1 - Virginia State Tournament in Norfolk, Va.

1977-78

Coach: Carolyn Owen
Record: 8-16

Dec. 7	Bridgewater	L 65-77
Dec. 9	Emory & Henry	W 61-52
Dec. 10	East Tennessee State	L 57-78
Dec. 19	vs. George Washington 1	W 65-57
Dec. 20	vs. William & Mary 1	L 65-80
Jan. 9	at Virginia	L 39-54
Jan. 16	Morris Harvey	L 78-81
Jan. 20	Virginia State	L 55-81
Jan. 21	at Norfolk State	L 68-86
Jan. 24	Radford	L 52-73
Jan. 27	Old Dominion	L 48-108
Feb. 3	VCU	W 87-45
Feb. 4	William & Mary	W 65-57
Feb. 7	at Longwood	L 59-68
Feb. 9	Virginia Union	W 73-68
Feb. 16	at James Madison	L 47-66
Feb. 17	at VCU	W 75-47
Feb. 20	at Radford	L 68-81
Feb. 22	at West Virginia	L 72-75
Feb. 25	at Emory & Henry	W 75-59
Feb. 27	at East Tennessee State	L 64-74
Feb. 28	at Roanoke	W 76-56
Mar. 2	at Old Dominion 2	L 53-83
Mar. 3	vs. Virginia 2	L 38-58

1 - VCU Christmas Tournament in Richmond, Va.
2 - Virginia State Tournament in Norfolk, Va.

1978-79

Coach: Carol Alfano
Record: 9-15

Nov. 28	at Marshall	L 57-70
Nov. 29	at Morris Harvey	L 69-82
Dec. 6	at Bridgewater	W 70-58
Dec. 9	Wake Forest	L 56-75
Jan. 12	Norfolk State	W 83-62
Jan. 13	Charlotte	L 65-67
Jan. 17	at Virginia	L 58-64
Jan. 22	West Virginia Wesleyan	W 83-78

Jan. 23	Virginia State	L 67-69
Jan. 26	at George Washington	L 65-76
Jan. 27	at Virginia Union	L 59-73
Jan. 30	James Madison	W 57-49
Feb. 1	Lenoir-Rhyne	L 73-87
Feb. 2	American	L 72-73
Feb. 8	at Old Dominion	L 47-91
Feb. 9	at Georgetown	L 57-62
Feb. 14	Radford	L 60-66
Feb. 15	Longwood	W 81-55
Feb. 21	West Virginia	W 73-61
Feb. 23	at William & Mary	W 64-59
Feb. 24	at VCU	L 56-69
Mar. 1	James Madison 1	L 64-66
Mar. 2	VCU 1	W 75-54
Mar. 3	Norfolk State 1	W 70-53

1 - Virginia State Tournament in Blacksburg, Va.

1979-80

Coach: Carol Alfano
Record: 17-12

Nov. 17	Appalachian State	W 78-55
Nov. 20	at East Tennessee State	W 75-63
Nov. 28	at North Carolina	L 73-82
Dec. 1	VCU	W 87-66
Dec. 8	at South Carolina	L 68-86
Dec. 17	at Florida State 1	L 57-67
Dec. 18	vs. St. Louis 1	W 71-60
Dec. 19	vs. Cincinnati 1	L 58-66
Jan. 4	George Washington	L 53-57
Jan. 6	East Carolina	L 58-75
Jan. 8	William & Mary	W 60-56
Jan. 10	Marshall	W 70-57
Jan. 14	vs. Virginia 2	L 38-48
Jan. 18	at Norfolk State	W 65-61
Jan. 21	Virginia Union	W 71-62
Jan. 23	at Virginia State	W 63-50
Jan. 26	Charlotte	L 61-66
Jan. 29	at James Madison	W 62-55
Feb. 1	Winthrop 3	W 60-54
Feb. 2	East Tennessee State 3	W 65-54
Feb. 5	Old Dominion	L 52-78
Feb. 9	at Florida State	W 77-54
Feb. 11	Charleston WV	W 66-59
Feb. 15	at Longwood	W 75-58
Feb. 19	at Pittsburgh	L 54-76
Feb. 20	at West Virginia	W 71-67
Feb. 23	at Radford	W 63-62
Feb. 24	Cincinnati	L 53-54
Feb. 27	Virginia Union 4	L 52-63

1 - Metro Tournament in Tallahassee, Fla.
2 - in Richmond, Va.
3 - Virginia Tech Invitational in Blacksburg, Va.
4 - Virginia State Tournament in Blacksburg, Va.

1980-81

Coach: Carol Alfano
Record: 13-17

Nov. 18	West Virginia Wesleyan	W 100-46
Nov. 23	at East Carolina	L 65-70

Nov. 24	at N.C. State	L 68-94
Nov. 29	William & Mary	W 65-63
Dec. 1	South Carolina	F 42-78
Dec. 5	vs. Delaware 1	W 75-54
Dec. 6	at George Washington 1	L 54-57
Dec. 11	Virginia State	W 62-45
Dec. 13	vs. West Virginia 2	W 74-67
Dec. 19	vs. Carson-Newman 3	W 71-56
Dec. 20	at East Tennessee State 3	L 50-88
Dec. 29	vs. Georgia 4	L 50-65
Jan. 3	vs. Virginia 5	L 43-58
Jan. 10	Louisville	L 72-89
Jan. 12	Norfolk State	W 73-37
Jan. 14	at Charlotte	L 67-69
Jan. 17	at Cincinnati	L 58-78
Jan. 24	Duke	W 65-55
Jan. 28	James Madison	W 66-58
Feb. 2	East Tennessee State	W 62-56
Feb. 5	vs. Louisville 6	L 64-81
Feb. 6	vs. St. Louis 6	L 65-72
Feb. 14	at Charleston WV	L 58-60
Feb. 16	at Marshall	W 79-61
Feb. 21	at Appalachian State	L 58-64
Feb. 23	at Virginia Union	L 51-55
Mar. 3	at #3 Old Dominion	L 39-85
Mar. 6	at James Madison 7	W 71-65
Mar. 7	vs. #6 Old Dominion 7	L 54-65
Mar. 8	vs. Virginia 7	L 41-49

1 - George Washington Tournament in Washington, D.C.
2 - in Charleston, W. Va.
3 - East Tennessee State Christmas Tournament in Johnson City, Tenn.
4 - in Harrison, Tenn.
5 - in Roanoke, Va.
6 - Metro Tournament in New Orleans, La.
7 - Virginia State Tournament in Harrisonburg, Va.

1981-82

Coach: Carol Alfano
Record: 16-12; Metro: 0-5

Nov. 24	at William & Mary	W 89-58
Nov. 28	Radford	W 81-63
Dec. 4	vs. American 1	W 92-57
Dec. 5	at George Washington 1	W 73-54
Dec. 7	Old Dominion	L 45-82
Dec. 11	at Duke	L 58-71
Dec. 19	Charleston WV	W 88-74
Dec. 27	vs. Queens 2	W 100-51
Dec. 28	vs. Detroit Mercy 2	L 47-65
Dec. 29	vs. DePaul 2	W 62-61
Jan. 2	vs. West Virginia 3 (2 OT)	L 81-82
Jan. 6	Appalachian State	W 64-57
Jan. 9	Yale	W 95-66
Jan. 12	at East Tennessee State	L 60-80
Jan. 16	Florida State *	L 82-93
Jan. 18	Marshall	W 71-52
Jan. 22	Louisville *	L 68-72
Jan. 25	#5 N.C. State	L 47-48
Jan. 29	vs. Tulane * 4	L 64-72
Jan. 31	at Cincinnati *	L 81-86
Feb. 3	Memphis *	L 68-77
Feb. 6	vs. Virginia 3	W 63-56
Feb. 10	at James Madison	W 85-74
Feb. 13	North Carolina	W 76-74
Feb. 16	Liberty	W 77-44
Feb. 20	Roanoke	W 100-67
Feb. 25	vs. Tulane 5	W 62-52
Feb. 26	at Memphis 5	L 59-83

1 - Belaire Classic in Washington, D.C.
2 - Queens College Tournament in Flushing, N.Y.
3 - in Roanoke, Va.
4 - in Cincinnati, Ohio
5 - Metro Tournament in Memphis, Tenn.

1982-83

Coach: Carol Alfano
Record: 13-12; Metro: 2-3

Nov. 29	at Marshall	W 73-69
Dec. 1	East Tennessee State	W 64-63
Dec. 6	at #12 N.C. State	L 63-79
Dec. 9	at Radford	W 73-63
Dec. 11	Howard	W 78-54
Dec. 18	at Charleston WV	W 81-64

Dec. 20	at Old Dominion	L 53-84
Dec. 27	vs. St. John's 1	L 60-64
Dec. 28	vs. Temple 1	(2 OT) L 83-85
Jan. 4	#11 Tennessee	L 47-55
Jan. 8	at Virginia	L 66-70
Jan. 15	at West Virginia	L 66-71
Jan. 17	at Appalachian State	W 92-79
Jan. 22	at Memphis *	L 60-78
Jan. 29	Cincinnati *	W 86-63
Jan. 31	Louisville *	W 68-61
Feb. 5	VCU	W 81-57
Feb. 8	at Charlotte	W 66-60
Feb. 11	at Cincinnati *	L 58-81
Feb. 13	at Louisville *	L 54-63
Feb. 16	James Madison	W 57-47
Feb. 19	Morehead State	W 61-60
Feb. 21	at #20 North Carolina	L 83-100
Feb. 28	at Liberty	W 78-74
Mar. 6	vs. Memphis 2	L 64-72

1 - Queens College Holiday Classic in Flushing, N.Y.
2 - Metro Tournament in Louisville, Ky.

1983-84

Coach: Carol Alfano
Record: 15-15; Metro: 4-6

Nov. 26	Charleston WV	W 101-85
Nov. 29	at East Tennessee State	L 60-67
Dec. 10	at Howard	W 89-65
Dec. 17	Marshall	W 76-64
Dec. 20	Georgia Southern 1	W 84-61
Dec. 21	Mississippi State 1	L 87-89
Dec. 22	Northwestern 1	W 85-77
Dec. 30	vs. North Carolina 2	L 52-73
Dec. 31	vs. #13 N.C. State 2	L 63-74
Jan. 4	vs. Virginia 3	L 70-88
Jan. 7	Appalachian State	W 95-76
Jan. 10	at #8 Tennessee	L 63-77
Jan. 13	West Virginia	W 73-62
Jan. 16	at Morehead State	W 75-62
Jan. 21	Memphis *	L 62-74
Jan. 28	at Cincinnati *	W 92-86
Jan. 30	at Louisville *	L 72-81
Feb. 4	Florida State *	W 68-63
Feb. 6	Louisville *	W 93-61
Feb. 10	Cincinnati *	W 101-93
Feb. 13	at VCU	W 81-63
Feb. 18	at South Carolina *	L 74-89
Feb. 21	at James Madison	L 59-72
Feb. 24	at Southern Miss. *	L 75-91
Feb. 26	at Tulane *	L 59-64
Mar. 1	#5 Old Dominion	L 67-100
Mar. 3	South Carolina *	L 70-80
Mar. 5	vs. Southern Miss. 4	W 94-86
Mar. 6	vs. Louisville 4	L 60-63
Mar. 7	vs. South Carolina 4	W 89-76

1 - Marriott-Converse Christmas Classic in Blacksburg, Va.
2 - Dogwood Classic in Fayetteville, N.C.
3 - in Roanoke, Va.
4 - Metro Tournament in Cincinnati, Ohio

1984-85

Coach: Carol Alfano
Record: 16-13; Metro: 4-6

Nov. 23	at Tennessee Tech 1	L 79-94
Nov. 24	vs. Ohio 1	L 77-79
Nov. 28	East Tennessee State	W 74-51
Dec. 1	vs. North Carolina 2	W 74-73
Dec. 14	at Charleston WV	W 109-81
Dec. 17	UT-Chattanooga 3	W 75-59
Dec. 18	#19 Auburn 3	L 60-75
Dec. 19	#16 Louisiana State 3	W 86-77
Dec. 29	at Clemson	L 90-101
Jan. 6	at Florida State *	L 77-85
Jan. 10	Tulane *	W 104-64
Jan. 12	Southern Miss. *	L 73-93
Jan. 16	at #15 Virginia	L 62-74
Jan. 18	at Mississippi State	W 72-66
Jan. 19	at Memphis *	L 72-77
Jan. 21	James Madison	W 73-62
Jan. 26	at Cincinnati *	L 79-90
Jan. 28	at Louisville *	W 79-74
Jan. 30	#02 Old Dominion	L 76-86
Feb. 2	South Carolina *	W 59-58
Feb. 7	Cincinnati *	W 86-74

YEAR-BY-YEAR RESULTS

Feb. 10	Louisville *	L 68-70
Feb. 12	at Marshall	W 85-74
Feb. 15	at Appalachian State	W 79-75
Feb. 21	at South Carolina *	L 72-76
Feb. 25	VCU	W 90-57
Feb. 27	Radford	W 71-64
Mar. 3	vs. Florida State 4	W 86-65
Mar. 4	vs. Memphis 4	L 85-93

1 - Tennessee Tech Classic in Cookeville, Tenn.
2 - in Salem, Va.
3 - Marriott-Converse Christmas Classic in Blacksburg, Va.
4 - Metro Tournament in Hattiesburg, Miss.

1985-86

Coach: Carol Alfano
Record: 13-15; Metro: 4-6

Nov. 23	Charlotte	W 92-65
Nov. 27	Clemson	L 76-77
Nov. 30	at #5 Old Dominion	W 73-72
Dec. 4	at #19 North Carolina	L 73-75
Dec. 10	vs. #7 Virginia 1	L 58-87
Dec. 14	Marshall	W 91-71
Dec. 20	Delaware 2	W 74-61
Dec. 21	Charleston WV 2	W 84-68
Dec. 22	#10 Auburn 2	L 62-83
Jan. 4	Florida State *	W 73-68
Jan. 6	Memphis *	L 78-89
Jan. 11	at Southern Miss. *	W 89-79
Jan. 13	at Tulane *	(OT)L 77-89
Jan. 15	Appalachian State	W 90-74
Jan. 21	at East Tennessee State	L 56-74
Jan. 25	Louisville *	W 89-75
Jan. 27	Cincinnati *	W 81-71
Jan. 30	Randolph-Macon	W 76-64
Feb. 1	South Carolina *	L 83-92
Feb. 5	at James Madison	L 59-81
Feb. 8	at Cincinnati *	L 68-86
Feb. 10	at Louisville *	L 76-91
Feb. 15	at South Carolina *	L 53-69
Feb. 18	at Radford	L 81-86
Feb. 22	Mercer	W 98-67
Feb. 24	at Charlotte	L 62-71
Mar. 1	vs. Southern Miss. 3	W 86-76
Mar. 2	at South Carolina 3	L 54-67

1 - in Roanoke, Va.
2 - Marriott-Converse Christmas Classic in Blacksburg, Va.
3 - Metro Tournament in Columbia, S.C.

1986-87

Coach: Carol Alfano
Record: 15-14; Metro: 7-5

Nov. 28	vs. #15 Mississippi 1	L 59-78
Nov. 29	vs. Connecticut 1	L 69-71
Dec. 5	Charleston WV 2	W 76-52
Dec. 6	Radford 2	W 64-55
Dec. 9	at #8 Virginia	L 43-73

Dec. 13	at George Mason	W 80-64
Dec. 19	at Old Dominion 3	L 54-76
Dec. 20	vs. Northwestern 3	L 64-70
Dec. 28	vs. #11 Georgia 4	L 56-80
Dec. 29	vs. Massachusetts 4	W 86-63
Jan. 3	Florida State *	W 91-78
Jan. 5	South Carolina *	L 52-60
Jan. 7	William & Mary	W 56-50
Jan. 10	at Memphis *	L 59-84
Jan. 12	at Southern Miss. *	W 77-50
Jan. 15	#16 James Madison	W 63-61
Jan. 24	at Cincinnati *	W 85-55
Jan. 26	at Louisville *	L 66-71
Jan. 31	at Florida State *	L 65-70
Feb. 2	at South Carolina *	W 69-65
Feb. 7	Memphis *	L 81-82
Feb. 9	Southern Miss. *	W 76-65
Feb. 14	at #3 Auburn	L 53-81
Feb. 16	at Mercer	W117-84
Feb. 21	Cincinnati *	(OT)W 77-68
Feb. 23	Louisville *	W 78-73
Mar. 2	at VCU	L 74-85
Mar. 5	Florida State 5	W 68-67
Mar. 6	South Carolina 5	L 55-59

1 - Lady Sunshine Classic in Orlando, Fla.
2 - Converse Christmas Classic in Blacksburg, Va.
3 - Old Dominion Classic in Norfolk, Va.
4 - Texaco/Wildcat Tournament in Villanova, Pa.
5 - Metro Tournament in Blacksburg, Va.

1987-88

Coach: Carol Alfano
Record: 12-16; Metro: 4-8

Nov. 27	vs. Morehead State 1	W 59-52
Nov. 28	at Appalachian State 1	W 79-71
Dec. 5	Richmond	W 70-58
Dec. 8	#6 Virginia	L 57-74
Dec. 12	at George Washington	L 55-71
Dec. 18	at William & Mary	W 58-51
Dec. 29	vs. #7 Mississippi 2	L 57-60
Dec. 30	vs. Colgate 2	W 94-50
Jan. 2	VCU	W 75-74
Jan. 9	at Southern Miss. *	L 75-78
Jan. 11	at Memphis *	W 73-61
Jan. 16	Louisville *	W 68-67
Jan. 18	Cincinnati *	L 47-50
Jan. 20	Old Dominion	L 56-77
Jan. 23	at Charleston WV	W 67-65
Jan. 25	at #20 James Madison	L 39-79
Jan. 30	at Florida State *	L 59-61
Feb. 1	at South Carolina *	L 44-75
Feb. 4	Charlotte	L 55-69
Feb. 6	Southern Miss. *	L 68-79
Feb. 8	Memphis *	L 84-89
Feb. 10	at Radford	W 77-74
Feb. 13	at Cincinnati *	L 62-74
Feb. 15	at Louisville *	W 62-59

Feb. 20	Florida State *	W 97-81
Feb. 29	at Kentucky	L 79-80
Mar. 5	South Carolina *	L 69-73
Mar. 10	vs. Southern Miss. 3	L 60-73

1 - Appalachian State/Sheraton Classic in Boone, N.C.
2 - St. Peter's Tournament in Jersey City, N.J.
3 - Metro Tournament in Tallahassee, Fla.

1988-89

Coach: Carol Alfano
Record: 16-13; Metro: 7-5

Nov. 26	vs. Bradley 1	W 75-57
Nov. 27	at Syracuse 1	(OT)L 74-76
Nov. 29	at #10 Virginia	L 73-75
Dec. 4	George Washington	W 51-35
Dec. 10	James Madison	L 49-72
Dec. 17	at Old Dominion	L 63-68
Dec. 19	at VCU	(OT)L 76-88
Dec. 29	vs. Houston 2	L 69-80
Dec. 30	vs. Connecticut 2	W 65-63
Jan. 4	at Richmond	L 54-79
Jan. 9	Cincinnati *	W 52-49
Jan. 14	at Memphis *	W 75-62
Jan. 16	at Southern Miss. *	L 73-82
Jan. 21	Florida State *	W 68-67
Jan. 23	George Mason	W 67-49
Jan. 28	at Florida State *	L 66-69
Jan. 30	at South Carolina *	L 52-86
Feb. 4	at Louisville *	W 73-62
Feb. 6	at Cincinnati *	L 50-66
Feb. 11	Memphis *	W 74-55
Feb. 13	Southern Miss. *	L 64-72
Feb. 17	Charleston WV	W 77-50
Feb. 19	Kentucky	W 75-66
Feb. 21	at Charlotte	W 78-57
Feb. 25	South Carolina *	W 63-59
Mar. 1	Radford	W 71-59
Mar. 4	Louisville *	W 65-57
Mar. 9	at Memphis 3	W 78-63
Mar. 10	vs. Southern Miss. 3	L 62-70

1 - Carrier Classic in Syracuse, N.Y.
2 - Cardinal Classic in Stanford, Calif.
3 - Metro Tournament in Memphis, Tenn.

1989-90

Coach: Carol Alfano
Record: 14-14; Metro: 8-6

Nov. 25	West Virginia State	W 93-40
Nov. 28	at #1 Tennessee	L 55-81
Dec. 1	vs. St John's 1	L 67-78
Dec. 2	vs. Ohio 1	L 55-62
Dec. 6	at George Mason	L 54-69
Dec. 21	#23 Old Dominion	L 72-84
Dec. 29	vs. Boston College 2	W 74-65
Dec. 30	at Richmond 2	L 58-66
Jan. 3	#10 Virginia	L 77-79

Jan. 6	Florida State *	L 64-68
Jan. 8	Liberty	W 80-54
Jan. 13	at Memphis *	W 69-68
Jan. 15	at Southern Miss. *	L 63-85
Jan. 20	Tulane *	W 82-59
Jan. 23	VCU	W 64-52
Jan. 27	at Cincinnati *	W 56-42
Jan. 29	at Louisville *	W 65-54
Feb. 3	at Florida State *	L 52-69
Feb. 5	at South Carolina *	L 47-72
Feb. 10	Memphis *	W 77-59
Feb. 12	Southern Miss. *	L 53-62
Feb. 17	James Madison	(OT)W 53-50
Feb. 21	South Carolina *	L 59-67
Feb. 24	Cincinnati *	W 72-59
Feb. 26	Louisville *	W 81-62
Feb. 28	at Radford	W 66-54
Mar. 3	at Tulane *	W 70-53
Mar. 8	vs. Louisville 3	L 60-85

1 - Roger I. White Invitational in Evanston, Ill.
2 - Dole Pineapple Classic in Richmond, Va.
3 - Metro Tournament in Cincinnati, Ohio

1990-91

Coach: Carol Alfano
Record: 12-15; Metro: 8-6

Nov. 23	vs. Lamar 1	L 54-71
Nov. 24	vs. Eastern Illinois 1	L 66-70
Nov. 28	at #1 Virginia	L 44-93
Dec. 3	#6 Tennessee	L 54-64
Dec. 8	at Old Dominion	L 69-80
Dec. 20	West Virginia	L 80-84
Dec. 29	Towson State 2	W 92-61
Dec. 30	George Mason 2	L 56-57
Jan. 2	William & Mary	W 75-60
Jan. 5	at Memphis *	W 71-65
Jan. 7	Florida State *	L 64-78
Jan. 12	at Southern Miss. *	L 67-79
Jan. 14	at Tulane *	W 64-54
Jan. 19	South Carolina *	W 69-67
Jan. 21	James Madison	L 48-64
Jan. 26	at Cincinnati *	W 74-59
Jan. 28	at Louisville *	L 61-78
Feb. 2	Memphis *	W 77-73
Feb. 4	at Liberty	W 77-56
Feb. 7	Southern Miss. *	W 75-64
Feb. 11	Tulane *	W 67-41
Feb. 16	at South Carolina *	L 51-66
Feb. 18	at Florida State *	L 53-76
Feb. 21	Radford	W 87-49
Feb. 23	Cincinnati *	W 55-52
Feb. 27	at Louisville *	L 57-70
Mar. 4	vs. Southern Miss. 3	L 71-91

1 - Florida International in Miami, Fla.
2 - Diamond Club Classic in Blacksburg, Va.
3 - Metro Tournament in Louisville, Ky.

1991-92

Coach: Carol Alfano
Record: 10-18; Metro: 3-9

Nov. 27	at Air Force	W 75-70
Nov. 29	vs. #6 Vanderbilt 1	L 63-78
Nov. 30	vs. Illinois 1	L 66-68
Dec. 4	at East Tennessee State	W 93-86
Dec. 7	Old Dominion	L 55-71
Dec. 19	at North Carolina	L 62-76
Dec. 29	Akron 2	W 78-60
Dec. 30	UNC Greensboro 2	W 84-65
Jan. 4	at VCU *	L 66-74
Jan. 6	at William & Mary	W 62-42
Jan. 12	at Youngstown State	L 81-92
Jan. 18	Charlotte *	L 53-75
Jan. 20	South Florida *	W 74-59
Jan. 25	at Dayton	L 71-75
Jan. 27	at Louisville *	L 44-93
Feb. 1	at Tulane *	L 56-59
Feb. 3	at Southern Miss. *	L 55-86
Feb. 8	VCU *	L 57-59
Feb. 10	Dayton	W 71-55
Feb. 12	at Radford	L 72-75
Feb. 15	at South Florida *	W 67-64
Feb. 17	at James Madison	L 62-75
Feb. 24	Louisville *	L 56-75
Feb. 29	Tulane *	L 43-63
Mar. 2	Southern Miss. *	W 64-62
Mar. 7	at Charlotte *	L 57-86
Mar. 11	vs. Charlotte 3	W 67-61
Mar. 12	vs. Southern Miss. 3	L 63-76

1 - Coors Classic in Boulder, Colo.
2 - Diamond Club Classic in Blacksburg, Va.
3 - Metro Tournament in Louisville, Ky.



The 1993-94 team won the Metro Conference Tournament and was the first Tech team to go to the NCAA Tournament.

YEAR-BY-YEAR RESULTS

1992-93

Coach: Carol Alfano

Record: 20-8; Metro: 8-4

Dec. 1	Wingate	W 58-43
Dec. 4	vs. East Carolina 1	W 86-72
Dec. 5	at Duke 1	L 63-85
Dec. 8	#6 Virginia	L 59-93
Dec. 19	at Old Dominion	W 76-63
Dec. 21	East Tennessee State	W 91-59
Dec. 29	Drexel 2	W 92-41
Dec. 30	Marshall 2	W 84-78
Jan. 2	Gardner-Webb	W 89-59
Jan. 6	at UNC Greensboro	L 54-63
Jan. 9	VCU *	W 70-67
Jan. 11	at Western Carolina	W 74-48
Jan. 16	Tulane *	W 80-57
Jan. 18	Southern Miss. *	W 85-70
Jan. 20	Radford	W 81-68
Jan. 25	at Louisville *	W 79-75
Jan. 30	at South Florida *	(OT)W 85-83
Feb. 1	at Charlotte *	L 44-81
Feb. 9	James Madison	W 81-60
Feb. 13	at Southern Miss. *	L 80-89
Feb. 15	at Tulane *	L 65-79
Feb. 20	South Florida *	W 82-62
Feb. 22	Louisville *	W 82-61
Feb. 25	at Morehead State	W 94-88
Mar. 1	at VCU *	L 69-71
Mar. 4	Charlotte *	W 76-70
Mar. 10	vs. South Florida 3	W 74-50
Mar. 11	at Louisville 3	L 73-92

1 - Duke Classic in Durham, N.C.

2 - Diamond Club Classic in Blacksburg, Va.

3 - Metro Tournament in Louisville, Ky.

1993-94

Coach: Carol Alfano

Record: 24-6; Metro: 9-3

Dec. 1	Western Carolina	W 102-43
Dec. 4	Ohio	W 75-60
Dec. 8	at #8 Virginia	L 66-78
Dec. 18	vs. Mississippi State 1	W 76-61
Dec. 19	vs. Colorado State 1	W 73-69
Dec. 29	Colgate 2	W 90-68
Dec. 30	Appalachian State 2	W 77-76
Jan. 2	at East Tennessee State	W 77-71
Jan. 6	Morehead State	W 86-52
Jan. 8	UT-Chattanooga	W 79-73
Jan. 10	South Florida *	W 72-59
Jan. 12	Bradley	W 76-52
Jan. 15	at Tulane *	L 64-75
Jan. 17	at Southern Miss. *	L 62-93
Jan. 20	at Tennessee	L 51-88
Jan. 25	at James Madison	W 74-60
Jan. 28	Louisville *	W 72-54
Feb. 1	at Radford	W 72-63
Feb. 3	Charlotte *	W 65-53
Feb. 8	at Louisville *	W 57-53
Feb. 12	VCU *	W 64-54
Feb. 19	at South Florida *	L 64-77
Feb. 22	at VCU *	W 65-49
Feb. 26	Tulane *	W 71-65
Feb. 28	#19 Southern Miss. *	W 60-50
Mar. 3	at Charlotte *	W 60-37
Mar. 8	vs. VCU 3	W 61-46
Mar. 9	vs. Charlotte 3	W 63-55
Mar. 10	vs. #19 Southern Miss. 3	W 83-76
Mar. 16	Auburn 4	L 51-60

1 - Pepperdine Tournament in Malibu, Calif.

2 - Diamond Club Classic in Blacksburg, Va.

3 - Metro Tournament in Louisville, Ky.

4 - NCAA Tournament in Blacksburg, Va.

1994-95

Coach: Carol Alfano

Record: 22-9; Metro: 10-2

Nov. 15	at Maryland 1	W 68-53
Nov. 17	at SW Missouri State 2	L 45-61
Nov. 28	at Ohio	(OT)L 66-67
Dec. 1	Radford	W 72-42
Dec. 3	at UT-Chattanooga	W 64-45
Dec. 6	Winthrop	W 65-45
Dec. 19	vs. Michigan State 3	W 63-61
Dec. 20	vs. Oklahoma State 3	W 83-77
Dec. 21	vs. Texas Tech 3	L 47-68
Dec. 29	Furman 4	W 73-61
Dec. 30	#4 North Carolina 4	L 52-57
Jan. 2	at William & Mary	W 72-53
Jan. 6	at Louisville *	W 56-54
Jan. 8	at VCU *	W 54-51
Jan. 13	#9 Virginia	W 69-62
Jan. 15	South Florida *	W 72-52



The Atlantic 10-champion 1997-98 team reached the NCAA Second Round.

Jan. 20	Charlotte *	W 68-55
Jan. 23	James Madison	W 68-54
Jan. 27	at Tulane *	L 62-72
Jan. 29	at Southern Miss. *	L 66-75
Feb. 3	at Charlotte *	W 63-54
Feb. 10	Southern Miss. *	W 64-63
Feb. 12	Tulane *	W 77-65
Feb. 17	VCU *	W 81-63
Feb. 19	at South Florida *	W 85-69
Feb. 22	#2 Tennessee	L 33-66
Feb. 26	Louisville *	W 68-60
Mar. 1	at West Virginia	W 82-66
Mar. 9	vs. Southern Miss. 5	L 66-67
Mar. 16	vs. St. Joseph's 6	W 62-52
Mar. 18	at #1 Connecticut 6	L 45-91

1 - Preseason WNIT in College Park, Md.

2 - Preseason WNIT in Springfield, Mo.

3 - San Juan Shootout in San Juan, P.R.

4 - Diamond Club Classic in Blacksburg, Va.

5 - Metro Tournament in Louisville, Ky.

6 - NCAA Tournament in Storrs, Conn.

1995-96

Coach: Carol Alfano

Record: 11-17; Atlantic 10: 8-8

Nov. 24	at Stetson	L 77-83
Nov. 29	at Radford	L 64-81
Dec. 6	at #5 Virginia	L 38-80
Dec. 9	VCU	L 54-57
Dec. 19	at Northern Arizona 1	L 50-80
Dec. 20	vs. Florida 1	L 48-65
Dec. 29	Hampton 2	W 84-66
Dec. 30	Campbell 2	W 70-59
Jan. 3	at Fordham *	W 75-59
Jan. 11	at James Madison	W 58-75
Jan. 13	at George Washington *	L 58-79
Jan. 18	at Massachusetts *	L 47-65
Jan. 20	at Duquesne *	L 68-73
Jan. 25	La Salle *	W 70-65
Jan. 28	Xavier OH *	(OT)W 87-82
Feb. 1	at La Salle *	L 53-77
Feb. 3	at St. Joseph's *	L 50-57
Feb. 7	Duquesne *	W 65-56
Feb. 10	Rhode Island *	L 63-68
Feb. 12	Temple *	W 86-49

Feb. 15	at Dayton *	W 66-59
Feb. 17	at Xavier OH *	L 70-83
Feb. 20	Richmond	L 55-64
Feb. 22	St. Bonaventure *	W 75-68
Feb. 24	Dayton *	W 79-59
Feb. 27	George Washington *	(OT)L 60-64
Mar. 1	Fordham 3	(2 OT)W 90-78
Mar. 2	Massachusetts 3	L 42-64

1 - Woodlands Plaza Classic in Flagstaff, Ariz.

2 - Diamond Club Classic in Blacksburg, Va.

3 - Atlantic 10 Tournament in Blacksburg, Va.

1996-97

Coach: Carol Alfano

Record: 10-21; Atlantic 10: 4-12

Nov. 21	UNC Greensboro	W 89-86
Nov. 29	vs. Michigan 1	L 63-79
Nov. 30	vs. Pittsburgh 1	L 63-72
Dec. 1	vs. Houston 1	W 69-66
Dec. 5	James Madison	L 54-56
Dec. 11	Radford	L 83-84
Dec. 19	at Richmond	L 76-82
Dec. 29	vs. Cornell 2	W 73-50
Dec. 30	vs. Loyola (Md.) 2	W 58-55
Jan. 3	Iona	W 50-49
Jan. 6	at George Washington *	L 57-83
Jan. 8	at Appalachian State	L 58-67
Jan. 10	at Temple *	L 61-79
Jan. 12	St. Joseph's *	L 44-75
Jan. 16	at Xavier *	(OT)L 62-73
Jan. 18	at Dayton *	(2 OT)W 103-98
Jan. 21	George Washington *	L 44-82
Jan. 23	at La Salle *	L 40-69
Jan. 25	at Duquesne *	L 67-84
Jan. 29	Massachusetts *	L 52-54
Feb. 1	at Rhode Island *	L 58-69
Feb. 3	Fordham *	W 63-61
Feb. 6	#8 Virginia	L 41-90
Feb. 9	at St. Bonaventure *	L 63-75
Feb. 13	Dayton *	W 84-65
Feb. 15	Xavier *	L 54-65
Feb. 17	at VCU	L 60-65
Feb. 20	Duquesne *	W 70-62
Feb. 22	La Salle *	L 54-67

Feb. 25	vs. St. Bonaventure 3	W 83-78
Feb. 27	vs. La Salle 4	L 66-81

1 - Hawaiian Airlines Wahine Classic in Honolulu, Hi.

2 - Diamond Club Classic in Blacksburg, Va.

3 - Atlantic 10 Tournament in St. Bonaventure, N.Y.

4 - Atlantic 10 Tournament in Philadelphia, Pa.

1997-98

Coach: Bonnie Henrickson

Record: 22-10; Atlantic 10: 11-5

Nov. 21	East Carolina	W 68-39
Nov. 25	at #12 Virginia	L 49-64
Nov. 28	vs. St. Mary's 1	W 68-59
Nov. 29	vs. Villanova 1	L 46-55
Dec. 2	Appalachian State	W 65-49
Dec. 4	at UNC Greensboro	W 88-74
Dec. 10	at Radford	W 84-67
Dec. 21	at James Madison	L 70-77
Dec. 29	UMBC	W 89-36
Dec. 30	Siena	L 64-69
Jan. 2	Rhode Island *	W 84-60
Jan. 4	Massachusetts *	L 56-58
Jan. 8	at Xavier *	L 74-83
Jan. 10	at Dayton *	W 75-64
Jan. 13	La Salle *	W 65-57
Jan. 17	at George Washington *	W 64-57
Jan. 24	St. Bonaventure *	W 84-73
Jan. 27	at Duquesne *	L 86-99
Jan. 29	George Washington *	W 67-55
Feb. 1	at La Salle *	W 67-55
Feb. 5	Dayton *	W 68-66
Feb. 9	Xavier *	L 68-69
Feb. 12	at St. Joseph's *	L 43-58
Feb. 14	at Temple *	W 69-51
Feb. 19	Duquesne *	W 79-78
Feb. 21	at Fordham *	W 59-44
Feb. 24	Fordham 2	W 79-40
Feb. 26	vs. St. Joseph's 3	W 67-62
Mar. 1	vs. George Washington 4	W 73-72
Mar. 2	vs. Massachusetts 4	(OT)W 66-64
Mar. 14	vs. #24 Wisconsin 5	W 75-64
Mar. 16	vs. #12 Florida 5	L 57-89

1 - St. Mary's Thanksgiving Tipoff Classic in Moraga, Calif.

2 - Atlantic 10 Tournament in Blacksburg, Va.

3 - Atlantic 10 Tournament in Philadelphia, Pa.

4 - Atlantic 10 Tournament in Amherst, Mass.

5 - NCAA Tournament in Gainesville, Fla.

1998-99

Coach: Bonnie Henrickson

Record: 28-3; Atlantic 10: 15-1

Nov. 13	at Liberty	W 69-55
Nov. 15	at Duke	W 72-70
Nov. 22	Radford	W 86-52
Nov. 24	James Madison	W 72-54
Nov. 30	#18 Virginia	W 81-65
Dec. 3	at Appalachian State	W 69-60
Dec. 9	East Carolina	W 77-45
Dec. 12	Duquesne *	W 67-60
Dec. 21	George Mason	W 66-57
Dec. 28	Akron 1	W 80-59
Dec. 29	Mississippi State 1	W 73-52
Jan. 2	Fordham *	W 78-61
Jan. 4	Dayton *	W 76-59
Jan. 8	at Duquesne *	W 80-69
Jan. 10	George Washington *	W 74-65
Jan. 15	at St. Bonaventure *	W 87-64
Jan. 22	St. Joseph's *	W 65-56
Jan. 24	Temple *	W 89-69
Jan. 29	at Xavier *	L 67-71
Jan. 31	at Dayton *	W 68-60
Feb. 5	Xavier *	W 61-60
Feb. 7	La Salle *	W 70-57
Feb. 12	at Massachusetts *	W 67-51
Feb. 14	at Rhode Island *	W 64-62
Feb. 18	at La Salle *	W 70-57
Feb. 21	George Washington *	W 66-64
Feb. 27	vs. Dayton 2	(3 OT)W 73-72
Feb. 28	vs. Xavier 2	L 79-86
Mar. 13	vs. Saint Peter's 3	W 73-48
Mar. 15	vs. Auburn 3	W 76-61
Mar. 20	vs. #2 Tennessee 4	L 52-68

1 - Diamond Club Classic in Blacksburg, Va.

2 - Atlantic 10 Tournament in Philadelphia, Pa.

3 - NCAA Tournament in Blacksburg, Va.

4 - NCAA Tournament in Greensboro, N.C.

1999-00

Coach: Bonnie Henrickson

Record: 20-11; Atlantic 10: 12-6

Nov. 15	Liberty	W 60-45
Nov. 17	#5 Georgia 1	L 60-65
Nov. 26	vs. Southern Utah 2	W 63-55
Nov. 27	at #14 Oregon 2	L 53-73
Nov. 30	Appalachian State	W 75-55
Dec. 2	at James Madison	W 66-50
Dec. 5	Duquesne *	W 78-42
Dec. 8	#18 Duke	L 61-70
Dec. 20	at Virginia	L 62-67
Dec. 29	Hampton 3	W 93-61
Dec. 30	Charlotte 3	W 72-61
Jan. 2	at Radford	W 66-42
Jan. 6	Rhode Island *	W 81-38
Jan. 9	George Washington *	L 64-76
Jan. 16	at La Salle *	W 76-57
Jan. 21	at Temple *	W 59-54
Jan. 23	at St. Joseph's *	W 62-53
Jan. 28	Dayton *	L 65-69
Jan. 30	Xavier *	L 60-64
Feb. 2	at George Washington *	L 58-73
Feb. 6	at Fordham *	W 75-52
Feb. 10	at Xavier *	L 46-68
Feb. 13	Massachusetts *	W 66-45
Feb. 17	St. Bonaventure *	W 73-56
Feb. 20	at Duquesne *	W 68-56
Feb. 24	La Salle *	W 64-57
Feb. 27	at Dayton *	W 68-63
Mar. 3	vs. Rhode Island * 4	W 68-37
Mar. 4	vs. Massachusetts * 4	L 54-58
Mar. 16	Georgia State 5	W 80-56
Mar. 18	Maryland 5 (OT)	L 60-68

1 - *Preseason WNIT in Blacksburg, Va.*
 2 - *Pepsi Shootout in Eugene, Ore.*
 3 - *Virginia Lottery-Hokie Hardwood Classic in Blacksburg, Va.*
 4 - *Atlantic 10 Tournament in Philadelphia, Pa.*
 5 - *WNIT in Blacksburg, Va.*

2000-01

Coach: Bonnie Henrickson

Record: 22-9; BIG EAST: 11-5

Nov. 17	Liberty	W 72-51
Nov. 21	James Madison	W 78-60
Nov. 25	vs. Michigan State 1	W 50-36
Nov. 26	at Florida State 1	L 57-77
Nov. 30	#17 Virginia	W 57-56
Dec. 2	at Richmond	W 77-74
Dec. 6	at #7 Rutgers *	L 53-61
Dec. 9	at Radford	W 71-45
Dec. 18	at Clemson	L 59-80
Dec. 21	at Old Dominion	W 69-57
Dec. 28	UNC Asheville 2	W 85-47
Dec. 29	Maine 2	W 79-68
Jan. 3	#3 Notre Dame *	L 64-75
Jan. 7	Miami *	W 64-51
Jan. 13	at #3 Notre Dame *	L 55-75
Jan. 17	at Boston College *	W 64-52
Jan. 20	Georgetown *	W 79-50
Jan. 23	Villanova *	W 65-59
Jan. 31	at Syracuse *	W 48-46
Feb. 3	Providence *	W 65-54
Feb. 7	#3 Connecticut *	L 38-90
Feb. 11	Pittsburgh *	W 86-50
Feb. 14	at West Virginia *	W 92-53
Feb. 18	Boston College *	(OT) L 59-65
Feb. 21	Providence *	W 71-64
Feb. 24	at Seton Hall *	W 52-46
Feb. 27	at St. John's *	W 62-54
Mar. 4	vs. #21 Villanova 3	W 73-67
Mar. 5	vs. #1 Notre Dame 3	L 49-67
Mar. 16	vs. Denver 4	W 77-57
Mar. 18	vs. #12 Texas Tech 4	L 52-73

1 - *Tallahassee Democrat Classic in Tallahassee, Fla.*
 2 - *Lady Luck Classic in Blacksburg, Va.*
 3 - *BIG EAST Tournament in Storrs, Conn.*
 4 - *NCAA Tournament in Lubbock, Texas*

2001-02

Coach: Bonnie Henrickson

Record: 21-11; BIG EAST: 9-7

Nov. 15	Richmond	W 76-62
Nov. 19	#16 Old Dominion	W 68-62
Nov. 24	vs. N.W. State 1	W 71-46
Nov. 25	at #19 LSU	L 65-66
Nov. 29	at Virginia	L 58-60
Dec. 5	at Pittsburgh *	W 83-64

Dec. 8	at Liberty	W 56-40
Dec. 12	at Radford	W 80-46
Dec. 21	at James Madison	W 70-47
Dec. 28	Gardner-Webb 2	W 76-39
Dec. 29	Hampton 2	W 83-43
Jan. 3	Clemson	W 68-58
Jan. 5	Syracuse *	W 62-56
Jan. 9	Boston College *	W 73-52
Jan. 12	at Georgetown *	W 71-64
Jan. 16	West Virginia *	W 67-62
Jan. 19	St. John's *	W 59-52
Jan. 23	at Syracuse *	L 59-75
Jan. 26	at Notre Dame *	L 57-64
Jan. 29	#1 Connecticut *	L 50-59
Feb. 5	Miami *	W 72-60
Feb. 10	at #1 Connecticut *	L 42-77
Feb. 13	at Providence *	L 61-67
Feb. 17	Seton Hall *	W 74-52
Feb. 20	at Miami *	L 53-55
Feb. 23	at Villanova *	L 64-76
Feb. 26	Rutgers *	W 70-63
Mar. 2	at Rutgers 3	L 43-44
Mar. 13	UNC Greensboro 4	W 51-45
Mar. 16	George Washington 4	W 68-52
Mar. 20	Vermont 4	W 76-48
Mar. 23	vs. Houston 4 (2OT)	L 72-77

1 - *Crayfish Classic in Baton Rouge, La.*
 2 - *Lady Luck Classic in Blacksburg, Va.*
 3 - *BIG EAST Tournament in Piscataway, N.J.*
 4 - *WNIT in Blacksburg, Va.*

2002-03

Coach: Bonnie Henrickson

Record: 22-10; BIG EAST: 10-6

Nov. 22	UNC Greensboro	W 54-46
Nov. 29	at Fla. International 1	L 70-79
Nov. 30	vs. Washington State 1	W 72-50
Dec. 3	Virginia	W 72-56
Dec. 7	James Madison (OT)	W 77-73
Dec. 11	at Maryland	W 60-57
Dec. 14	at Liberty	W 53-50
Dec. 21	at Old Dominion	L 49-63
Dec. 28	UT Martin 2	W 87-55
Dec. 29	Duquesne 2	W 66-52
Dec. 31	Radford	W 78-56
Jan. 4	Syracuse *	W 73-63
Jan. 7	at Villanova *	L 60-62
Jan. 12	at #2 Connecticut *	W 57-69
Jan. 15	Pittsburgh *	W 61-53
Jan. 18	at West Virginia *	W 55-48
Jan. 22	Rutgers *	(OT) W 66-64
Jan. 28	at Miami *	(OT) L 66-67
Feb. 1	Providence *	W 80-56
Feb. 4	at Seton Hall *	W 55-46
Feb. 9	Notre Dame *	W 53-50
Feb. 12	Georgetown *	W 78-46
Feb. 16	at #22 Boston College *	L 47-65
Feb. 22	#20 Villanova *	L 61-71
Feb. 26	at #23 Rutgers *	L 43-67
Mar. 1	West Virginia *	W 76-64
Mar. 4	at St. John's *	W 69-53
Mar. 8	vs. West Virginia 3	W 66-60
Mar. 9	vs. Boston College 3 (OT)	W 74-70
Mar. 10	vs. #1 Connecticut 3	L 54-71
Mar. 22	vs. Georgia Tech 4	W 61-59

Mar. 24	vs. #10 Purdue 4	L 62-80
---------	------------------	---------

1 - *FIU Thanksgiving Classic in Miami, Fla.*
 2 - *Lady Luck Classic in Blacksburg, Va.*
 3 - *BIG EAST Tournament in Piscataway, N.J.*
 4 - *NCAA Tournament in West Lafayette, Ind.*

2003-04

Coach: Bonnie Henrickson

Record: 23-8; BIG EAST: 10-6

Nov. 21	Miami (Ohio)	W 77-60
Nov. 23	at #24 Virginia	W 63-62
Nov. 28	vs. Iowa State 1	W 67-57
Nov. 29	vs. Mississippi State 1	W 63-56
Dec. 3	Old Dominion	W 79-72
Dec. 7	at Alabama	W 68-51
Dec. 13	Maryland	W 63-43
Dec. 21	at James Madison	W 60-53
Dec. 28	Furman 2	W 83-70
Dec. 29	Wake Forest 2	W 70-59
Jan. 2	Liberty	W 52-45
Jan. 4	Providence *	W 64-34
Jan. 7	at Rutgers *	L 43-56
Jan. 10	at Notre Dame *	L 40-53
Jan. 14	#19 Villanova *	W 63-50
Jan. 17	at Georgetown *	L 50-70
Jan. 21	at Pittsburgh *	W 67-57
Jan. 24	#24 Boston College *	W 80-64
Jan. 27	#4 Connecticut *	L 50-68
Jan. 31	at Syracuse *	W 75-60
Feb. 3	Seton Hall *	W 64-40
Feb. 10	at West Virginia *	L 66-69
Feb. 14	Miami *	L 56-65
Feb. 18	at Seton Hall *	W 48-42
Feb. 21	at Providence *	W 77-56
Feb. 28	Pittsburgh *	W 85-55
Mar. 2	St. John's *	W 69-38
Mar. 6	vs. Georgetown 3	W 56-47
Mar. 7	vs. #4 Connecticut 3	L 34-48
Mar. 21	Iowa 4	W 89-76
Mar. 23	#5 Penn State 4	L 48-61

1 - *Virgin Islands Paradise Jam in St. Thomas, V.I.*
 2 - *Lady Luck Classic in Blacksburg, Va.*
 3 - *BIG EAST Championships in Hartford, Conn.*
 4 - *NCAA Championships in Blacksburg, Va.*

2004-05

Coach: Beth Dunkenberg

Record: 17-12; Atlantic Coast: 6-8

Nov. 19	vs. Valparaiso 1	W 64-57
Nov. 20	at #14 Minnesota 1	L 56-70
Nov. 23	at James Madison	W 80-67
Nov. 27	at Old Dominion	L 56-87
Dec. 4	Alabama	W 72-59
Dec. 7	at Liberty	W 66-55
Dec. 12	St. Francis (Pa.)	W 77-62
Dec. 18	vs. Western Michigan 2	W 72-57
Dec. 19	vs. #12 Texas Tech 2 (OT)	W 71-70
Dec. 28	Southern Miss. 3	W 105-40
Dec. 30	Davidson 3	W 87-62
Jan. 2	#17 Maryland *	W 77-67
Jan. 6	Fordham	W 80-67
Jan. 9	at #2 Duke *	L 67-88
Jan. 17	N.C. State *	(OT) L 75-76

Jan. 20	at Clemson *	W 81-66
Jan. 24	#21 Florida State * (2 OT)	L 78-81
Jan. 28	at Virginia *	L 67-70
Jan. 31	Wake Forest *	W 74-64
Feb. 2	Richmond	W 79-63
Feb. 6	at Miami *	L 67-78
Feb. 11	at #8 North Carolina *	L 67-93
Feb. 13	Virginia *	L 58-61
Feb. 16	Georgia Tech *	W 73-48
Feb. 19	at #25 Florida State *(3 OT)	L 83-94
Feb. 24	at #23 Maryland *	W 87-79
Feb. 27	Miami *	W 90-45
Mar. 4	vs. Wake Forest 4	L 56-61
Mar. 20	vs. #16 DePaul 5	L 78-79

1 - *Subway Basketball Classic in Minneapolis, Minn.*
 2 - *Duel In The Desert in Las Vegas, Nev.*
 3 - *Lady Luck Classic in Blacksburg, Va.*
 4 - *ACC Tournament in Greensboro, N.C.*
 5 - *NCAA Championships in College Park, Md.*

2005-06

Coach: Beth Dunkenberg

Record: 21-10; Atlantic Coast: 6-8

Nov. 20	James Madison	W 86-71
Nov. 22	Old Dominion	W 76-69
Nov. 25	vs. Denver 1	W 56-40
Nov. 26	at Southern Methodist 1	W 87-61
Nov. 29	Evansville	W 79-59
Dec. 4	at Richmond	W 54-47
Dec. 7	at Radford	W 58-52
Dec. 10	Liberty	W 70-60
Dec. 19	vs. Western Michigan 2	W 69-65
Dec. 20	vs. Texas Tech 2	W 69-62
Dec. 28	vs. Longwood 3	W 89-70
Dec. 29	vs. Texas A&M CC3	W 76-64
Jan. 2	at NC State *	L 44-65
Jan. 4	High Point	W 91-52
Jan. 8	#19 Boston College *	W 67-62
Jan. 16	Virginia *	L 59-78
Jan. 19	at Wake Forest *	(OT) L 71-77
Jan. 23	#6 Maryland *	L 62-68
Jan. 29	at Miami *	L 62-77
Feb. 2	at Virginia *	W 65-54
Feb. 6	#2 Duke *	L 62-73
Feb. 9	Clemson *	W 82-70
Feb. 13	at Florida State *	W 76-69
Feb. 17	#3 North Carolina	L 75-84
Feb. 19	at Georgia Tech *	W 70-54
Feb. 22	at #1 Duke *	L 51-93
Feb. 26	Wake Forest *	W 76-42
Mar. 3	vs. Wake Forest 4	W 73-60
Mar. 3	vs. #2 Duke 4	L 56-69
Mar. 19	vs. Missouri 5	W 82-51
Mar. 21	vs. #8 Connecticut 5	L 56-79

- 1 - *Southern Methodist Tournament in Dallas, Texas*
- 2 - *Caribbean Classic in Cancun, Mexico*
- 3 - *Lady Luck Classic in Blacksburg, Va.*
- 4 - *ACC Championships in Greensboro, N.C.*
- 5 - *NCAA Championships in University Park, Pa.*



The 2005-06 team advanced to the NCAA Second Round making a school-record fourth consecutive NCAA appearance.

LADY LUCK CLASSIC RESULTS & HONORS

Once again this season, Virginia Tech will host a holiday tournament. The Lady Luck Classic will be Dec. 28-29 in Cassell Coliseum featuring Detroit, New Hampshire, Winston-Salem State and the Hokies. This will mark the 17th consecutive year for the tournament, which began in 1990 as the Diamond Club Classic and was changed to its current name when the Virginia Lottery became the title sponsor.



VIRGINIA LOTTERY

1990 George Mason 75, Morehead State 68
Virginia Tech 92, Towson State 61
Consolation: Morehead State 84, Towson State 70
Championship: George Mason 57, Virginia Tech 56
All-Tournament Team: Antoinette Battle, MVP (GMU), Sondi Eden (MSU), Lisa Griffith (VT), Monique Hilton (GMU), Sue Logsdon (VT)

1991 UNC Greensboro 76, Austin Peay 70
Virginia Tech 78, Akron 60
Consolation: Austin Peay 75, Akron 53
Championship: Virginia Tech 84, UNC Greensboro 65
All-Tournament Team: Phyllis Tonkin, MVP (VT), Kymm Elliott, (UNCG), Jennifer Fritts (AP), Lisa Griffith (VT), Betsy Jeffries (AP)

1992 Marshall 68, Campbell 58
Virginia Tech 92, Drexel 41
Consolation: Campbell 71, Drexel 52
Championship: Virginia Tech 84, Marshall 78
All-Tournament Team: Lisa Leftwich, MVP (VT), Lisa Allison (CU), Tracy Krueger (MU), Christi Osborne (VT), Jenette Reed (MU)

1993 Appalachian St. 80, William & Mary 63
Virginia Tech 90, Colgate 68
Consolation: William & Mary 76, Colgate 58
Championship: Virginia Tech 77, Appalachian St. 76
All-Tournament Team: Christi Osborne, MVP (VT), Ashleigh Akens (W&M), Angela Crosby (ASU), Jenny Root (VT), Jen Smith (CU)

1994 North Carolina 80, Rhode Island 68
Virginia Tech 73, Furman 61
Consolation: Rhode Island 82, Furman 75
Championship: North Carolina 57, Virginia Tech 52
All-Tournament Team: Jenny Root, MVP (VT), Marion Jones (UNC), Christi Osborne (VT), Tracy Reid (UNC), Charlotte Smith (UNC), Dayna Smith (URI)

1995 Campbell 69, Lafayette 47
Virginia Tech 84, Hampton 66
Consolation: Hampton 80, Lafayette 71
Championship: Virginia Tech 70, Campbell 59
All-Tournament Team: Sherry Banks, MVP (VT), Michelle Hollister (VT), Beth Stockwell (CU), Felecia Autry (CU), Dana Gould (UL), Lajayah Miles (HU)

1996 Loyola (Md.) 86, South Carolina 65
Virginia Tech 73, Cornell 50
Consolation: South Carolina 60, Cornell 56
Championship: Virginia Tech 58, Loyola (Md.) 55
All-Tournament Team: Kim Seaver, MVP (VT), Reneé Maitland (VT), Lynn Albert (LU), Jina Mosley (LU), Nikki Miars (USC)

1997 Siena 92, Furman 85
Virginia Tech 89, UMBC 36
Consolation: Furman 77, UMBC 53
Championship: Siena 69, Virginia Tech 64
All-Tournament Team: Melanie Halker, MVP (SU), Erin Boland (SU), Michelle Houseright (VT), Kelly Drinka (VT), Heidi White (FU)

1998 Mississippi State 83, Campbell 56
Virginia Tech 80, Akron 59
Consolation: Akron 70, Campbell 60
Championship: Virginia Tech 73, Mississippi State 52
All-Tournament Team: Amy Wetzel, MVP (VT), Tere Williams (VT), Lisa Witherspoon (VT), Jannifer Fambrough (MSU), Abby Hoy (UA)

1999 UNC Charlotte 72, Bowling Green 62
Virginia Tech 93, Hampton 61
Consolation: Hampton 78, Bowling Green 70
Championship: Virginia Tech 72, UNC Charlotte 61
All-Tournament Team: Tere Williams, MVP (VT), Nicole Jones (VT), Jameka Jones (UNCC), LaShondra Dixon (HU), Francine Miller (BGU)

2000 Maine 79, Marshall 58
Virginia Tech 85, UNC Asheville 47
Consolation: Marshall 85, UNC Asheville 73
Championship: Virginia Tech 79, Maine 68
All-Tournament Team: Nicole Jones, MVP (VT), Tere Williams (VT), Jessica Guarneri (UNCA), Yaschico Stevens (MU), Kizzy Lopez (UM)

2001 Hampton 78, Elon 73
Virginia Tech 76, Gardner-Webb 39
Consolation: Elon 73, Gardner-Webb 65
Championship: Virginia Tech 83, Hampton 43
All-Tournament Team: Sarah Hicks, MVP (VT), Ieva Kublina (VT), Nicole Jones (VT), LaShondra Dixon (HU), Lineni Noa (HU)

2002 Duquesne 73, Loyola 64
Virginia Tech 87, UT Martin 55
Consolation: Loyola 89, UT Martin 57
Championship: Virginia Tech 70, Duquesne 59
All-Tournament Team: Erin Gibson, MVP (VT), Emily Lipton (VT), Beth Friday (DU), Aiga Bautre (DU), Jennifer Mitchell (LU)

2003 Wake Forest 85, Holy Cross 56
Virginia Tech 83, Furman 70
Consolation: Furman 68, Holy Cross 57
Championship: Virginia Tech 70, Wake Forest 59
All-Tournament Team: Ieva Kublina, MVP (VT), Erin Gibson (VT), Kim Lawrence (FU), Elizabeth Strunk (WFU), Erin Ferrell (WFU)

2004 Virginia Tech 105, Southern Mississippi 40
Davidson 76, Southern Mississippi 60
Virginia Tech 87, Davidson 62
All-Tournament Team: Erin Gibson, MVP (VT), Kirby Copeland (VT), Carrie Mason (VT), Katie Hamilton (Davidson), Tia Washington (Davidson), Shannon Steuber (Southern Miss.)

2005 Virginia Tech 89, Longwood 70
Texas A&M Corpus Christ 69, Marshall 48
Consolation: Marshall 76, Longwood 66
Championship: Virginia Tech 76, Texas A&M Corpus Christi 64
All-Tournament Team: Dawn Chriss, MVP (VT), Kirbria Lewis (TAMCC), Terra Andrews (TAMCC), KaShawna Curry (MU), Ashley Mason (LU)

LADY LUCK RECORDS

Individual (One Game)

Most Points.....28, LaShondra Dixon (Hampton) vs. Bowling Green, 1999
 Jessica Guarneri (UNC Asheville) vs. Marshall, 2000

Most Field Goals11, Melanie Halker (Siena) vs. Virginia Tech, 1997
 Lashondra Dixon (Hampton) vs. Elon, 2001

Most Field Goal Attempts 23, Dana Gould (Lafayette) vs. Hampton, 1995
 Deshara Shealey (Furman) vs. Virginia Tech, 2003

Most 3-Point Field Goals6, Amy Watson (UT Martin) vs. Virginia Tech, 2002

Most 3-Point Field Goal Attempts 11, Haley Cook (Furman) vs. UMBC, 1997
 LaShondra Dixon (Hampton) vs. Bowling Green, 1999

Most Free Throws 15, Lisa Allison (Campbell) vs. Drexel, 1992
 Angela Crosby (Appalachian St.) vs. William & Mary, 1993

Most Free Throw Attempts.....19, Angela Crosby (Appalachian St.) vs. William & Mary, 1993

Most Rebounds 23, Jenette Reed (Marshall) vs. Campbell, 1992

Most Assists 11, Corey Hewitt (Loyola, Md.) vs. South Carolina, 1996
 Jaymee Wappes (Bowling Green) vs. Hampton, 1999
 Jayme Chikos (Elon) vs. Hampton, 2001

Most Steals 7, Earlisha Dill (George Mason) vs. Morehead St., 1990
 Tracy Krueger (Marshall) vs. Campbell, 1992

Most Blocks 6, Beth Friday (Duquesne) vs. Loyola, 2002

Individual (Two Games)

Most Points.....53, Angela Crosby (Appalachian St.), 1993

Most Field Goals 21, Melanie Halker (Siena), 1997

Most Field Goal Attempts 40, Deshara Shealey (Furman), 2003

Most Three-Point Field Goals 7, Yolanda Settles (William & Mary), 1993
 Heidi White (Furman), 1997
 LaShondra Dixon (Hampton), 1999
 Amy Watson (UT Martin), 2002

Most Three-Point Field Goal Attempts19, Bridgit Phillips (Hampton), 1999

Most Free Throws 21, Angela Crosby (Appalachian St.), 1993

Most Free-Throw Attempts.....30, Angela Crosby (Appalachian St.), 1993

Most Rebounds.....31, Nicole Jones (Virginia Tech), 1999

Most Assists 18, Jayme Chikos (Elon), 2001

Most Steals 10, Tracy Krueger (Marshall), 1992

Most Blocks 8, Adrienne Jordan (UNC Charlotte), 1999
 Beth Friday (Duquesne), 2002

Team (One Game)

Most Points..... 105, Virginia Tech (vs. Southern Mississippi), 2004

Most Field Goals37, Virginia Tech (vs. Drexel), 1992

Most Field Goal Attempts81, Marshall (vs. UNC Asheville), 2000

Most Three-Point Field Goals11, Bowling Green (vs. Hampton), 1999

Most Three-Point Field Goal Attempts35, Bowling Green (vs. Hampton), 1999

Most Free Throws 36, Virginia Tech (vs. UNC Charlotte), 1999

Most Free-Throw Attempts.....45, Virginia Tech (vs. Hampton), 1999

Most Rebounds57, Virginia Tech (vs. Drexel), 1992

Most Assists 25, Loyola (vs. UT Martin), 2002

Most Steals18, Virginia Tech (vs. Colgate), 1993
 Virginia Tech (vs. Longwood), 2005

Most Blocks 9, Loyola (vs. UT Martin), 2002

Team (Two Games)

Most Points.....192, Virginia Tech, 2004

Most Field Goals 68 (twice), Virginia Tech, 2001 and 2004

Most Field Goal Attempts 155, Marshall, 2000

Most Three-Point Field Goals 16, Bowling Green, 1999

Most Three-Point Field Goal Attempts 60, Bowling Green, 1999

Most Free Throws 67, Virginia Tech, 1999

Most Free-Throw Attempts..... 87, Virginia Tech, 1999

Most Rebounds 110, Campbell, 1995

Most Assists 45, Virginia Tech, 2001

Most Steals 30, Virginia Tech, 2004

Most Blocks 13 (three times), Virginia Tech, 1992, 2002 and 2004



Nicole Jones (above) set the Lady Luck Classic two-game rebounding record in the 1999 tournament. Kerri Gardin (below) led Tech with 19 points as the Hokies scored a tournament-record 105 points in a win over Southern Miss in 2004.



LETTERWINNERS

Women's basketball became a varsity sport at Virginia Tech starting with the 1976-77 season.

Following is a list of the Hokies' all-time letterwinners:

Name	Years Played
Kim Albany	1978-82
Maria Albertsson	1998-99
Britney Anderson	2003-
Jackie Ansley	1981-84
Michelle Bain	1984-88
Sherry Banks	1994-97
Mary Beth Bergmann	1987-91
Sandy Berry	1978-81
Thea Bertola	1976-77
Kelly Bradley	1977-79
Noreen Brennan	1981-85
Taiqua Brittingham	1981-85
Latisia Brown	1988-92
Stacy Brown	1993-96
Peg Bunger	1976-79
Kristin Burke	1996-97
Kelley Burrier	1992-93
Amy Byrne	1986-90
Stephanie Carter	1991-95
Dawn Chriss	2002-06
Brittany Cook	2004-
Kirby Copeland	2003-
Maureen Corrigan	1980-82
Sonya Dalton	1979-80
Renee Dennis	1983-87
Nare Diawara	2003-
Angela Donnell	1991-95
Maureen Donovan	1983-87
Kelly Drinka	1996-99
Rayna DuBose	2001-05
Tammie Edwards	1979-83
Megan Finnerty	2002-06
Brandy Fowler	2002-04
Judy Fowler	1991-93
Jeni Garber	1988-91
Karen Garbis	1976-79
Kerri Gardin	2002-06
Terri Garland	1992-95
Erin Gibson	2001-05
Mary Gilligan	1979-80
Angie Gray	1992-95
Stephanie Green	1985-89
Lisa Griffith	1989-93
Lisa Guarneri	2000-02
Amber Hall	2005-
Cathy Hall	1976-78
Lisa Haney	1984-88
Kathy Hanover	1979-83
Laura Haskins	2005-
Sarah Hicks	1998-02
Sarah Hillyer	1989-90
Michelle (Hollister) Houseright	1995-96, 98-99
Meg Hunter	1997-98
Donna Hylton	1976-79
Roshana Jackson	2004-
Shavena Jamieson	1987-91

Nicole Jones	1999-02
Cyndi Justice	1987-91
Denise Kayajian	1986-88
Angie Kelly	1982-86
Gail Kelly	1976-78
Ieva Kublina	2000-04
A.J. Lemaitre	2005-
Pauline Landes	1978-81
Cynthia Lee	1992-95
Robin Lee	1981-85
Lisa Leftwich	1991-95
Missy Lemons	1997-00
Amy Lingenfelder	2001-02
Emily Lipton	1999-03
Sue Logsdon	1990-94
Renee Maitland	1995-98
Christie Marrone	2004-05
Carrie Mason	2002-06
Candy Michel	1988-90

Tracy Miller	1980-85
Barb Morris	1976-78
Suzanne Mott	1984-88
Sandra Nichols	1981-83
Lynette Nolley	1995-98
Katie O'Connor	1996-99
Christi Osborne	1991-95
Jamie Osborne	1985-88
Mollie Owings	1999-02
Susan Pellicoro	1980-84
Fran Pfister	1981-83
Lisa Price	1977-80
Fran Recchia	2001-05
Jenny Root	1991-95
Caroline Sadler	1979-81
Missy Sallade	1986-90
Wendy Sanders	1986-88
Erica Scott	1989-91
Joely Scott	1989-92

Kim Seaver	1996-00
Davina Simmons	2000-04
Benita Smith	1985-89
Dayna Sonovick	1987-92
Sis Spriggs	1978-81
Chrystal Starling	1999-03
Debbie Stovall	1977-78
Christina Strother	1999-01
Debbie Thomas	1976-77
Phyllis Tonkin	1988-92
Joyce Waddy	1983-87
Linda Walther	1976-78
Susan Walvius	1982-86
Dana Walvius	1986-90
Amy Wetzel	1998-01
Julie Williams	1979-81
Katrina Williams	1999-00
Tere Williams	1998-01
Lisa Witherspoon	1996-99

TECH SPORTS HALL OF FAME



Christi Osborne Enters Hall of Fame in 2006

Renee Dennis (top left), Amy Byrne (top center), Robin Lee (top right) and Christi Osborne (left) are the four women's basketball players selected to the Virginia Tech Sports Hall of Fame.

Dennis is Tech's all-time leading scorer (1,791), and was inducted in 1997. Byrne holds the record for most points in a season (561), and was enshrined in 2001.


Lee is tenth on the all-time scoring list, and was inducted into the Hall of Fame on Nov. 25, 2005.

Osborne is the latest women's basketball player to be honored. She scored 1,500 points in her career and was enshrined on Nov. 10, 2006.

VIRGINIA TECH ALUMNI

Virginia Tech is a public institution with a world-renowned reputation in high-technology fields, such as engineering, architecture and the sciences. The university teaches more than 28,000 students, including 1,500 international students representing 110 countries. Virginia Tech offers more than 70 undergraduate and nearly 150 master's and doctoral degree programs taught by nationally and internationally recognized scholars.

Many Virginia Tech women's basketball players have gone on to have successful careers with both large and small companies. The following are just a few examples of the success obtained by Virginia Tech women's basketball alumni. These former players demonstrate on a daily basis the results of Tech's commitment to excellence for all student-athletes.



Susan Walvius



Former Hokies are introduced each year at a basketball game during Alumni Weekend.

Former Player

Jackie Anslay
Cathy Hall Arocho
Stephanie Green Ballein
Renée Maitland Banks
Thea Bertola
Michelle Bain Brink
Stacy Brown
Betty Glover Cornwell
Kelly Drinka
Angela Donnell
Maureen Donovan
Amy Wetzel Doolan
Kathy Duncan
Julie Easter
Angie Gray Edwards
Amy Byrne Feathers
Mary Beth Bergmann Fischer
Jeni Garber
Terri Garland
Erin Gibson
Lisa Griffith
Lisa Guarneri
Kathy Hanover
Lisa Haney
Sarah Hicks
Michelle Hollister Houseright
Roshana Jackson
Shavena Jamierison
Nicole Jones
Pam Johnson
Cyndi Justice
Angie Kelly
Sharon Kelly
Pauline Landes
Robin Lee
Lisa Leftwich
Missy Lemons

Emily Lipton
Sue Logsdon

Carrie Mason
Candy Michel

Jamie Osborne Little
Suzanne Mott
Katie O'Connor
Noreen Brennan Pecsok
Jenny Root Price
Julie Pruitt

Fran Recchia
Kim Robbins
Eileen Roche
Joely Scott
Taiqua Brittingham Stewart
Suzy Stone
Kim Albany Sutlive
Kristin Burke Thompson
Lynette Nolley Vest

Christi Osborne Vest
Joyce Waddy
Valerie (Mimi) Walters
Susan Walvius
Lisa Witherspoon
Tisa Brown Wood

Class

1985 Sports Performance Specialist
1979 VP of Finance, IT consulting firm
1989 Graduate Teaching Asst. in the VT Health Promotion Program
1998 Process Engineer, MW Windows
1977 Guidance Counselor, Monticello (Va.) High School
1988 Account Executive, NIKE women's footwear
1997 Social Worker in Children's Developmental Services Agency
1974 Accountant, James Madison Bookstore
1999 Veterinary Technician
1995 Mental Health Social Worker
1987 Global Marketing Manager for a manufacturing company
2001 Fourth year medical student at VT Osteopathic Medicine
1980 Band Director, Auburn High and Middle Schools
1981 Part-time sales
1995 Associate Brand Manager, Marketing
1990 Freelance Architect
1991 Homemaker
1991 Assistant Coach, Bradley University
1996 Fire Fighter
2005 VCU Graduate Student in Physical Therapy
1993 Elementary School Physical Education Instructor
2002 Recruiter for Consulting Company
1983 Elementary School Physical Education Instructor
1988 Math Instructor, Monticello High School
2002 Sales, Carter Machinery
1999 Eli Lilly Pharmaceuticals, Specialty Sales
2006 UPS employee
1991 Military Warrant Officer/Real Estate broker
2002 Sales & Marketing Manager. KSI Services, Inc.
1985 Training and Education Specialist, Corning, Inc.
1991 Asst. Basketball & Volleyball Coach, Bridgewater College
1986 Safety and Security Specialist, Heritage (Va.) High School
1974 Retired FBI Special Agent
1981 Director of Child Care, Douglas County (Colo.) School District
1985 Licensed Mental Health Therapist
1995 Residential Property Manager
2000 Doctor of Physical Therapy at a private practice and Asst. Basketball Coach, Spring Valley High School
2003 Novartis Pharmaceuticals Sales Representative
1994 Compliance Coordinator for the Institutional Review Board, University of Nebraska Medical Center
2006 Graduate Student, Clarion University
1990 Business Systems Analyst, Bull Moose Tube Company/
Third year law student, St. Louis University
1988 Homemaker
1988 Special Education Instructor, Hudson Falls (N.Y.) Primary School
1999 Assistant Basketball Coach, Kansas
1985 Division III Basketball Coach
1995 Homemaker
1995 Program Coordinator for On-line Education, Duke University Medical Center
2005 Performance trainer and Marketing, Velocity Sports Performance
2000 Fourth grade teacher
1982 Director of Operations, Stanford women's basketball
1992 Freelance Graphics Design Illustrator
1985 Financial Analyst
1986 Realtor
1982 Part-time K-8 PE instructor
1995 Naval officer
1998 Special Education teacher/basketball coach, Floyd County High School
1995 Homemaker
1987 Senior Corrections Officer, Virginia Department of Corrections
1980 Teacher and Coach, Bryn Mawr School
1986 Head Basketball Coach, University of South Carolina
1999 Doctoral Student at University of South Florida
1992 Accountant/Vocalist

HONOR ROLL

GTE Academic All-American

Christi Osborne first team, 1994-95
 second team, 1993-94

GTE District III Academic All-American

Amy Byrne 1988-89
 Christi Osborne 1993, 1994, 1995
 Maria Albertsson 1998, 1999
 Amy Wetzel 1999, 2000
 Sarah Hicks 2002

Rawlings Scholarship Award

Christi Osborne 1995

Associated Press All-American

Tere Williams honorable mention, 1999
 Lisa Witherspoon honorable mention, 1999

Kodak All-American

Jenny Root honorable mention, 1995

WomensCollegeHoops.com

All-American Freshman

Carrie Mason honorable mention, 2003

Women's Basketball News Service

Freshman All-American

Tere Williams third team, 1998

ATLANTIC COAST CONFERENCE HONORS


Virginia Tech became a member of the ACC in 2004

All-ACC

Kerri Gardin honorable mention, 2005
 Kerri Gardin third team, 2006



Ieva Kublina



Tere Williams

BIG EAST CONFERENCE HONORS

Virginia Tech was a member of the BIG EAST from 2000-2004

BIG EAST Most Improved Player

Ieva Kublina 2002

All-BIG EAST Conference

Ieva Kublina first team, 2003
 second team, 2004
 second team, 2002
 Sarah Hicks third team, 2002
 Tere Williams second team, 2001

BIG EAST All-Rookie Team

Carrie Mason 2003

ATLANTIC 10 CONFERENCE HONORS

Virginia Tech was a member of the Atlantic 10 from 1995-2000

Atlantic 10 Defensive Player of the Year

Lisa Witherspoon	1999
Amy Wetzel	2000

Atlantic 10 Most Improved Player

Reneé Maitland	1997
Katie O'Connor	1999

Atlantic 10 Sixth Player of the Year

Michelle (Hollister) Houseright	1999
---------------------------------	------

Atlantic 10 Co-Rookie of the Year

Tere Williams	1998
---------------	------

All-Atlantic 10 Conference


Michelle (Hollister) Houseright	second team, 1996
Chrystal Starling	third team, 2000
Tere Williams	first team, 2000
	first team, 1999
	second team, 1998
Amy Wetzel	second team, 2000
	second team, 1999
Lisa Witherspoon	second team, 1999

Atlantic 10 All-Championship Team

Michelle (Hollister) Houseright	1998
Tere Williams	1998
Amy Wetzel	1999

Atlantic 10 All-Rookie Team

Katie O'Connor	1996
Kim Seaver	1997
Tere Williams	1998
Nicole Jones	1999
Chrystal Starling	2000



Jenny Root

METRO CONFERENCE HONORS

Virginia Tech was a member of the Metro from 1981 to 1995

Metro Conference Player of the Year

Jenny Root	1995
------------	------

All-Metro Conference

Taiqua Brittingham	first team, 1984
Renee Dennis	first team, 1986, 87
Susan Walvius	first team, 1986
Angie Kelly	second team, 1986
Maureen Donovan	second team, 1987
Michelle Bain	second team, 1988
Amy Byrne	first team, 1980
	second team, 1989
Missy Sallade	second team, 1989, 90
Jeni Garber	second team, 1991
Lisa Griffith	second team, 1992
Christi Osborne	second team, 1993, 94, 95
Jenny Root	first team, 1994, 95
	second team, 1993


Metro Conference All-Tournament

Taiqua Brittingham	1984
Renee Dennis	1987
Jeni Garber	1989
Sue Logsdon	1994
Christi Osborne	1992, 93, 94 (MVP)

Metro Conference All-Rookie Team



Jeni Garber	1989
Sue Logsdon	1991
Christi Osborne	1992

Lisa Witherspoon





The Hokies truly enjoyed themselves during the 2004 trip to Australia



The Hokies stayed at the New York, New York Resort in Las Vegas during the 2004 Duel in the Desert tourney

The Cathedral de Notre Dame in Paris, France, was one of Tech's stops on its 2000 visit to Europe



The Hokies enjoyed the beautiful beaches in Cancun, Mexico, last season and will be going to Malibu, Calif., this Thanksgiving and the Bahamas in 2007



WORLD-WIDE HOKIES


The Virginia Tech women's basketball team will be traveling to Italy during the summer of 2008



Brittany Cook



A.J. Lemaitre



Laura Haskins



Amber Hall

RETURNING SOPHOMORES



2006-2007 FRESHMAN CLASS

**Shani Grey, Lindsay Biggs, Utahya Drye, Lakeisha Logan
Eleanor Brentnall, Coach Beth Dunkenberger, Vionca Murray**