

VIRGINIA TECH



**2007-2008
WOMEN'S BASKETBALL**



**“Our goal is to
climb up ladders
and cut down nets.”**



A new \$19 million basketball practice facility has been approved by the Board of Visitors. Construction on the 49,000 square-foot facility is scheduled for April 2008 with completion expected by August 2009.

VIRGINIA TECH HOKIES

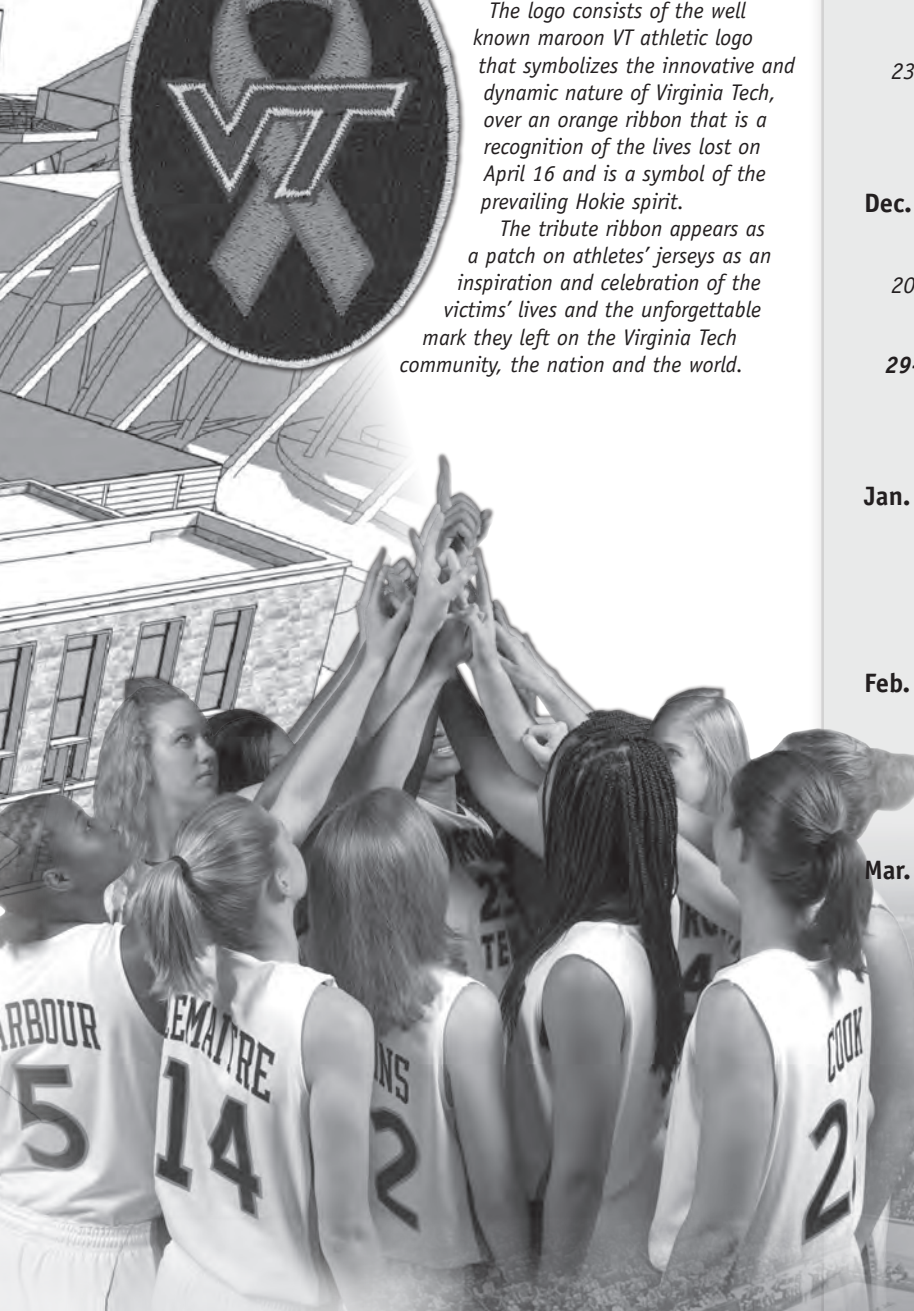
2007-08 Schedule



Virginia Tech's official tribute ribbon logo remembering the victims of the April 16, 2007 tragedy comes from a student-inspired design.

The logo consists of the well known maroon VT athletic logo that symbolizes the innovative and dynamic nature of Virginia Tech, over an orange ribbon that is a recognition of the lives lost on April 16 and is a symbol of the prevailing Hokie spirit.

The tribute ribbon appears as a patch on athletes' jerseys as an inspiration and celebration of the victims' lives and the unforgettable mark they left on the Virginia Tech community, the nation and the world.




Nov. 1	Thurs.	Anderson (Exh.)	5 p.m.
7	Wed.	Athletes in Action (Exh.)	7 p.m.
11	Sun.	High Point	2 p.m.
14	Wed.	Winston-Salem State	7 p.m.
19	Mon.	Liberty	7 p.m.
23-24		JUNKANOO JAM	
23	Fri.	<i>vs. Southern Cal</i>	6 p.m.
24	Sat.	<i>vs. Georgia/Prairie View A&M</i>	6/8:30 p.m.
27	Tues.	Wofford	7 p.m.
30	Fri.	Minnesota (Big Ten-ACC Challenge)	7 p.m.
Dec. 2	Sun.	Alabama-Birmingham	2 p.m.
5	Wed.	North Carolina A&T	7 p.m.
16	Sun.	Charlotte	2 p.m.
20-21		TULANE TOURNAMENT	
20	Thurs.	<i>vs. Texas-San Antonio</i>	9 p.m.
21	Fri.	<i>vs. Tulane/Robert Morris</i>	6/8 p.m.
29-30		VIRGINIA TECH CLASSIC	
29	Sat.	East Carolina vs. Georgetown	1 p.m.
		Virginia Tech vs. Furman	3:30 p.m.
		Furman vs. ECU/Georgetown	1 p.m.
30	Sun.	Virginia Tech vs. ECU/Georgetown	3:30 p.m.
Jan. 3	Thurs.	Boston College*	5:30 p.m.
6	Sun.	at Florida State*	2 p.m.
10	Thurs.	North Carolina*	7 p.m.
13	Sun.	at Virginia*	2 p.m.
17	Thurs.	Clemson*	7 p.m.
20	Sun.	Dartmouth	2 p.m.
25	Fri.	at NC State (RSN)*	7 p.m.
Feb. 1	Fri.	at Duke (RSN)*	7 p.m.
4	Mon.	Maryland (RSN)*	7 p.m.
7	Thurs.	at Wake Forest*	7 p.m.
11	Mon.	at Miami (RSN)*	7 p.m.
17	Sun.	Virginia*	2 p.m.
22	Fri.	Duke (RSN)*	7 p.m.
29	Fri.	at Georgia Tech (RSN)*	7 p.m.
Mar. 2	Sun.	Wake Forest*	2 p.m.
6-9	Thur.-Sun.	31st Annual ACC Tournament	TBA

Home games in **BOLD** - * indicates ACC games - All times eastern - Dates and times subject to change - RSN - Fox Sports Net South, ComCast Sports Net, SunSports, New England Sports Network

By the Way, What Is a Hokie?

That's the most often-asked question in Virginia Tech athletics. The answer leads all the way back to 1896 when Virginia Agricultural and Mechanical College changed its name to Virginia Polytechnic Institute. With the change came the necessity for writing a new cheer and a contest for such a purpose was held by the student body. Senior O.M. Stull won first prize for his "Hokie" yell, which still is used today. Later, when asked if "Hokie" had any special meaning, Stull explained the word was solely the product of his imagination and was used only as an attention-getter for his yell. It soon became a nickname for all Tech teams and for those people loyal to Tech athletics. The official school colors — Chicago maroon and burnt orange — also were introduced in 1896. They were chosen because they made a "unique combination" not worn elsewhere at the time.



Media Information

The 2007-2008 Virginia Tech women's basketball guide has been designed to aid the media in its coverage of Hokie basketball. Additional information, news releases and photographs are available to accredited members of the media. All requests should be directed to the Athletics Communications Office. Please contact us by writing to the Virginia Tech Athletics Communications, 460 Jamerson Athletic Center, Blacksburg, VA 24061. If you would like to call, please phone (540) 231-6726. The Athletics Communications fax number is (540) 231-6984.

Press Credentials

Requests for press credentials are screened with care to ensure a working press row. Children and other non-workers are not allowed in compliance with the working code of The Basketball Writers Association of America. Credentials will be granted to Virginia Tech's official Web site, the visiting team's official Web site and the Atlantic Coast Conference's official Web site.

Requests for media credentials should be made in writing on appropriate letterhead at least one week prior to the game. Requests should be directed to Torye Hurst. You are urged to submit your request as early as possible. A reminder — no cheering is allowed in the working press area or on press row.

Broadcast Service

Radio space for broadcast of women's basketball games is located on press row at courtside across from the team benches. Lines are available on a reciprocal basis. Please contact the Virginia Tech Athletics Communication Office as your local contact for broadcast location at Cassell Coliseum.

Media Services

A flip card, game notes, updated statistics and media guides will be available before the game. Complete NCAA statistics will be available

as soon as possible after the game, and will be distributed at halftime.

Interviews

All Virginia Tech players and coaches will be available throughout the season for interviews. All interviews with coach Beth Dunkenberger and players must be arranged through the Athletics Communications Office.

Postgame Policy

Coach Beth Dunkenberger and players will be available to the media after each home game. After a 10-minute cooling-off period, coach Dunkenberger and requested players will speak to the media in Room 207 in Cassell Coliseum.

Listening to the Hokies

For the 11th straight year, the Hokies will have a commercial radio package. All Virginia Tech women's basketball games can be heard throughout the Blacksburg-Christiansburg-Radford market on SuperTalk (101.7 FM). Jerry Massey will handle the play-by-play duties in his third season with the team. Web casts of all women's basketball games can be heard by accessing Tech's official Web site - www.hokiesports.com.

ACC on the Web

The Atlantic Coast Conference official Web site can be accessed on the Internet by visiting www.theacc.com.

Information is updated with new material daily. Links to each of the ACC schools' official athletic Web sites are also located on this site.

TheACC.com will have an updated basketball release each afternoon following the day of a game. The ACC Player and Rookie of the Week will be posted on Monday afternoons.

Coaches' Teleconference

The ACC women's basketball coaches will be featured on two teleconferences this season starting at 10 a.m. The teleconferences are



Beth Dunkenberger and the Hokies receive a great deal of media attention in the prestigious Atlantic Coast Conference.

scheduled for Wednesday, January 9 and Tuesday, March 4. Each coach will have approximately 10 minutes to make an opening statement and answer questions. There will be an instant replay of each teleconference on the conference Web site, www.theACC.com. The media telephone number is (913) 312-6672.

Mike Petersen, Wake Forest.....	10:00
Beth Dunkenberger, Virginia Tech	10:10
Debbie Ryan, Virginia	10:20
Kay Yow, NC State	10:30
Sylvia Hatchell, North Carolina	10:40
Katie Meier, Miami	10:50
Brenda Frese, Maryland.....	11:00
MaChelle Joseph, Georgia Tech	11:10
Sue Semrau, Florida State.....	11:20
Joanne P. McCallie, Duke	11:30
Cristy McKinney, Clemson	11:40
Cathy Inglesse, Boston College	11:50

Tech Web Site

Notes, releases, statistics and other pertinent information is available on Tech's official athletics department Web site - www.hokiesports.com.

The Beth Dunkenberger Show

The Beth Dunkenberger Show returns for its fourth season on Tuesday, Jan. 1. The program, featuring players along with head coach Beth Dunkenberger, will once again be broadcast on SuperTalk (101.7 FM), the flagship station for Virginia Tech women's basketball. The show, hosted by Jerry Massey, will be broadcast live at PK's Restaurant in downtown Blacksburg. Each program may also be heard on hokiesports.com.

(left) Laura Haskins speaks with Tech play-by-play announcer Jerry Massey.





Quick Facts

Name of School: Virginia Tech
City/Zip: Blacksburg, VA 24061
Founded: 1872
Enrollment: 28,000
Nickname: Hokies
Mascot: The HokieBird
School Colors: Chicago Maroon (PMS 208) and Burnt Orange (PMS 158)
Arena/Gym Name: Cassell Coliseum
Capacity: 9,847
Affiliation: NCAA Division I
Conference: ACC
President: Dr. Charles Steger
Alma Mater, Year: Virginia Tech, 1969
Athletics Director: Jim Weaver
Alma Mater, Year: Penn State, 1967
Athletics Department Phone: (540) 231-6796
Athletics Ticket Office: (540) 231-6731

History

First Year Of Basketball: 1976-77
All-Time Record: 508-386
Appearances in NCAA Tournament/Last: 9/2006
All-Time NCAA Record: 8-9
Last NCAA Tournament Opponent: Connecticut
Result: 79-56 loss in Second Round
Appearances in WNIT Tournament Last: 3/2007
All-Time WNIT Record: 5-3
Last WNIT Tournament Opponent: Auburn
Result: 81-73 loss in Sweet 16

Coaching Staff

Head Coach: Beth Dunkenberger
Alma Mater, Year: Randolph-Macon, '88
Record at School (years): 57-37 (3rd)
Career Record (years): 122-87 (7th)
Basketball Office Phone: (540) 231-4998
Best Time/Day to Reach Coach: Through ACD
Assistant Coaches
 Shellie Greenman (Emory & Henry, '88)
 Stacy Cantley (UNC Wilmington, '99)
 George Porcha (New Haven, '95)
Director of Basketball Operations
 Jill Jameson (Northern Iowa, '92)
Graduate Assistant
 Lindsay Reynolds (Roanoke College, '06)
Athletic Trainer
 Megan Rittler (Salisbury, '02)

Athletics Communications

Women's Basketball Contact: Torye Hurst
Office Phone: (540) 231-8823
SID Fax: (540) 231-6984
Home Phone: (540) 998-5907
Cell Phone: (540) 998-5907
E-mail Address: tohurst@vt.edu
Asst. AD for Athletics Communications: Dave Smith
Associate Directors: Bill Dyer, Bryan Johnston
Assistant Director: Matt Kovach
Interns: Amanda McClure, Mike DeVine, Scott Ellis
Press Row Phone: (540) 231-3048
Athletics Communications Mailing Address:
 460 Jamerson Athletic Center; Blacksburg, VA 24061

Media Information

Radio Station: 100.7 FM
Contact/Play-by-Play Announcer: Jerry Massey
Phone: (540) 287-7158
Athletic Website: hokiesports.com

2007-2008 Media Guide

Media Information	2
Quick Facts	3

Virginia Tech Women's Basketball

Virginia Tech and the ACC	6-7
Postseason Regulars	8-9
World-Wide Hokies	10-11
Home Court Advantage	12-13
Cassell Coliseum	14-15
The Tech Locker Room	16-17
Noting the Hokies	18-19

2007-08 Outlook

2007-08 Outlook	22-28
2007-08 Schedule	23
Guards	24
Forwards	26
Centers	27
2007-08 Roster/TV Chart	29

This Is Virginia Tech

The University	32-33
Tech at a Glance	34
University President Dr. Charles W. Steger	35
Campus Landmarks	36-37
Athletics Department Directory	38
Director of Athletics Jim Weaver	39
Management Staff	40-41
The Hokies' Athletic Complex	42-43
A Success Story	44-45
Blacksburg, Virginia	46-47

Support Services

Academic Support Services	50-53
Computer Services	53
Student Life Office	54-55
Strength & Conditioning	56-57
Sport Psychology	58
Sports Nutrition	59
Sports Medicine	60-61
hokiesports.com	62
hokiesports the newspaper	63
Athletic Fund/Hardwood Club	64
Spreading the News	65

The Coaching Staff

Coch Beth Dunkenberger	68-69
A Talk with Beth	70-71
Dunkenberger's Records vs. All Opponents	71
Assistant Coach Shellie Greenman	72
Assistant Coach George Porcha	73
Assistant Coach Stacy Cantley	74
Dir. of Basketball Operations Jill Jameson	75
Women's Basketball Support Personnel	76
Nike Advertisement	77

Media Guide Credits

The 2007-08 Virginia Tech Women's Basketball Media Guide was written by associate director Torye Hurst and edited by Hurst, interns Amanda McClure, Mike Devine and Scott Ellis. Layout and design by Allison Jarnagin. Photographs supplied by photography coordinator and designer Dave Knachel, Woody Veasey, Damian Salas and opponents' SID offices. Printing by Southern Printing Co., of Blacksburg, Va.

Virginia Tech does not discriminate against employees, students, or applicants on the basis of race, gender, disability, age, veteran status, national origin, sexual orientation, or political affiliation. Anyone having questions concerning discrimination should contact the Office for Equal Opportunity, 336 Burruss Hall, Blacksburg, VA, 24061-0216 or (540) 231-7500.

Meet the Hokies

Brittany Cook	80-81
Amber Hall	82-83
Laura Haskins	84-85
A.J. Lemaître	86-87
Lindsay Biggs	88-89
Eleanor Brentnall	90-91
Utahya Drye	92-93
Lakeisha Logan	94-95
Shani Grey	96
Andrea Barbour	97
Elizabeth Basham	98
Brittany Gordon	99

2006-07 Season in Review


2006-07 Review	102-105
2006-07 Results	105
2006-07 Statistics	106
Regular Season Recaps	107-117
ACC Tournament Recaps	118
WNIT Recaps	119

The ACC and 2007-08 Opponents

Virginia Tech Joins the ACC	122
The ACC/ACC Tournament	123-124
Commissioner John Swofford	125
High Point/Winston-Salem State	126
Liberty/Southern Cal	127
Georgia/Prairie View	128
Wofford/Minnesota	129
Alabama-Birmingham/North Carolina A&T	130
Charlotte/Texas-San Antonio	131
Tulane/Robert Morris	132
East Carolina/Furman/Georgetown	133
Boston College/Florida State	134
North Carolina/Virginia	135
Clemson/Dartmouth	136
NC State/Duke	137
Maryland/Wake Forest	138
Miami/Georgia Tech	139
All-Time Series Records	140
Year-by-Year vs. '06-'07 Opponents	141

History & Records

Hokie Hoops History	144-145
Postseason Appearances	146-147
Wins Over Ranked Opponents	148-149
Milestone Wins	150
Conference Affiliation History	151
Individual Records	152-153
Team Records	154-155
Miscellaneous Records	155
Single-Game Highs	156
Records by Class	157
Year-by-Year Leaders	158-159
Top Ten Performances	160-161
The 1,000-Point Club	162-164
Cassell Coliseum Records	165
Year-by-Year Results	166-169
Virginia Tech Classic Results	170
Virginia Tech Classic Records	171
All-Time Letterwinners/Hall of Fame	172
Women's Basketball Alumni	173
Honor Roll	174-175






Virginia Tech's tradition of excellence has been built on 10 consecutive postseason appearances and 12 in the past 14 years.



THIS IS VIRGINIA TECH BASKETBALL



Virginia Tech & The ACC

Women's Hoops at its Best

The Virginia Tech women's basketball program has been built over the past decade on a sound foundation of success. The Hokies enter the 2007-08 campaign seeking an 11th consecutive postseason appearance. This year's edition will be a young group with no senior class but will include four juniors, four sophomores and four freshmen. Beth Dunkenberger guided the Hokies to a 19-15 record in her third season at the helm, as well as the program's third in the Atlantic Coast Conference. Dunkenberger was a Tech assistant during the Hokies' first two NCAA tournament appearances, in 1994 and 1995, before becoming an assistant at Florida, and later earning her first head coaching job at Western Carolina. She has been a successful recruiter as well, signing Tech's first *Parade* All-American, Tere Williams, and coaching five players at Florida, who later played in the WNBA.

The ACC became the fourth conference affiliation for Tech following stints in the Metro, Atlantic-10 and BIG EAST conferences. The Hokies finished seventh in the ACC with a 6-8 league record last year in the toughest conference in the nation. The Hokies faced NCAA 2007 Final Four participants North Carolina and LSU last season and played all of the 2006 Final Four teams (North Carolina, Duke, LSU and national champion Maryland). Additionally, the Hokies battled three 2007 NCAA "Sweet 16" teams (NC State, Duke, Florida State) and played a total of 10 NCAA tournament teams along with six (Alabama-Birmingham, Auburn, Charlotte, East Tennessee State, Virginia and Western Carolina) WNIT participants. Tech's opponents had a .592 winning percentage and 16 of the Hokies' 29 opponents advanced to postseason play. Last season, 14 opponents won 20 or more games, with 20 posting non-losing records.

The 2007-08 schedule will be another challenging one, as the Hokies face 2007 Final Four participant North Carolina, 10 teams (Duke, East Carolina, Florida State, Georgia, Georgia Tech, Maryland, North Carolina, NC State, Prairie View and Robert Morris) that made the 2007 NCAA Tournament field and five (Alabama-Birmingham, Charlotte, High Point, Tulane and Virginia) that participated in the WNIT. In addition, the schedule includes five teams (#3 North Carolina, #6 Duke, #12 NC State, #13 Georgia, #14 Maryland and #19 Florida State) that ended the year in the *ESPN/USA Today* Top 25.

The Hokies will face Duke, Virginia and Wake Forest in home and away series while facing Boston College, Clemson, Maryland, North Carolina at home. Tech will play ACC road games this season at Florida State, Georgia Tech, Miami, and NC State.

Virginia Tech is among the top 50 programs in the nation in both victories and home attendance over the past six seasons. With an



enthusiastic roster, an energetic coaching staff, a solid fan base and a tradition of success, the Hokies eagerly await another season under Beth Dunkenberger in the Atlantic Coast Conference.

Brittany Cook will lead the Hokies into their fourth ACC season.



The Atlantic Coast Conference is the most televised women's basketball league in the nation, and the Hokies will appear on regional television at least six times this season.

VIRGINIA TECH & THE ACC



07-08 BASKETBALL • 7

HOKIES

Postseason Regulars

Virginia Tech In Postseason Play

NCAA Tournament

Year	Seed	Region	Qualified	Round	Opponent	Results	Location
1994	8	East	Metro Tournament Champs	1st	Auburn	L 51-60	Blacksburg, Va.
1995	8	East	At-large bid	1st	St. Joseph's	W 62-52	Storrs, Conn.
				2nd	Connecticut	L 45-91	Storrs, Conn.
1998	11	West	Atlantic 10 Tournament Champs	1st	Wisconsin	W 75-64	Gainesville, Fla.
				2nd	Florida	L 57-89	Gainesville, Fla.
1999	4	East	At-large bid	1st	Saint Peter's	W 73-48	Blacksburg, Va.
				2nd	Auburn	W 76-61	Blacksburg, Va.
				Regional	Tennessee	L 68-52	Greensboro, N.C.
2001	7	Midwest	At-large bid	1st	Denver	W 77-57	Lubbock, Texas
				2nd	Texas Tech	L 52-73	Lubbock, Texas
2003	7	East	At-large bid	1st	Georgia Tech	W 61-59	West Lafayette, Ind.
				2nd	Purdue	L 62-80	West Lafayette, Ind.
2004	8	East	At-large bid	1st	Iowa	W 89-76	Blacksburg, Va.
				2nd	Penn State	L 48-61	Blacksburg, Va.
2005	12	College Park, Md.	At-large bid	1st	DePaul	L 78-79	College Park, Md.
2006	7	University Park, Pa.	At-large bid	1st	Missouri	W 82-51	University Park, Pa.
				2nd	Connecticut	L 56-79	University Park, Pa.

WNIT

Year	Seed	Region	Qualified	Round	Opponent	Results	Location
2000	-	-		1st	Georgia State	W 80-58	Blacksburg, Va.
				Sweet 16	Maryland	L 60-68 (OT)	Blacksburg, Va.
2002	-	-		1st	UNC Greensboro	W 51-45	Blacksburg, Va.
				2nd	George Washington	W 68-52	Blacksburg, Va.
				Quarterfinal	Vermont	W 76-48	Blacksburg, Va.
				Semifinal	Houston	L 72-77 (OT)	Blacksburg, Va.
2007	-	-		2nd	Western Carolina	W 74-64	Blacksburg, Va.
				Sweet 16	Auburn	L 73-81	Blacksburg, Va.

POSTSEASON REGULARS



The Hokies made their fourth consecutive NCAA appearance in 2006 at the University Park, Pa., Regional and posted their largest margin of victory in the NCAA Tournament with a 31-point win over Missouri.



Postseason appearances and large crowds are mainstays of the Virginia Tech women's basketball program. The Hokies have played in postseason tournaments 12 times in the past 14 years, including the last 10 seasons. Tech's greatest success came in 1999, when the Hokies went 28-3, including 15-0 at home. Tech hosted and won first- and second-round games against St. Peter's and Auburn to advance to the Sweet 16, played in Greensboro, N.C., where it lost to defending national champion Tennessee (above). The Hokies won their first round 2003 NCAA Tournament game over Georgia Tech at Purdue University (right) on this Carrie Mason runner in the final seconds. In 2004, Virginia Tech and Cassell Coliseum again served as the host for first- and second-round NCAA Tournament games (below).



POSTSEASON REGULARS



07-08 BASKETBALL • 9


World Travelers

The Virginia Tech Women's Basketball Program
Spans the Globe


WORLD TRAVELERS



In the summer of 2000, the Hokies enjoyed an 11-day journey in Europe. A highlight of the three-nation tour was a visit to Paris (above). Tech won all four games it played against competition from France and Switzerland.



BAHAMAS • 2007 *The Hokies will travel to the Bahamas this season to participate in the Junkanoo Jam.*



LAS VEGAS • 2004

In 2004, Virginia Tech traveled across the country to fabulous Las Vegas, where the Hokies enjoyed their stay at the New York, New York Resort while winning the Duel in the Desert Tournament.

U.S. VIRGIN ISLANDS • 2003

The Virginia Tech women's basketball team played in the Paradise Jam in the U.S. Virgin Islands (left) over the Thanksgiving holiday in 2003. On the six-day trip, the Hokies won the event, beating Iowa State and Mississippi State, as well as taking advantage of the beautiful Caribbean scenery and climate. The team members took a boat tour, snorkeled, rode jet-skis and spent plenty of time on the beach.



WORLD TRAVELERS

AUSTRALIA • 2004

During the summer of 2004, the Hokies went "Down Under" for a 12-day excursion to Australia. Sydney Harbour and the Great Barrier Reef were among the many highlights of this once-in-a-lifetime trip.

CANCUN, MEXICO • 2005

The Hokies spent five days in beautiful Cancun in 2005 where they won both games in the Caribbean Classic against Western Michigan and Texas Tech. Tech stayed at the world-class Adventura Spa resort.



GREECE/ITALY • 2008


The Virginia Tech basketball team will play several games in addition to seeing some of the world's most famous places during its 12-day tour of Greece and Italy in May of 2008.

Home Court Advantage

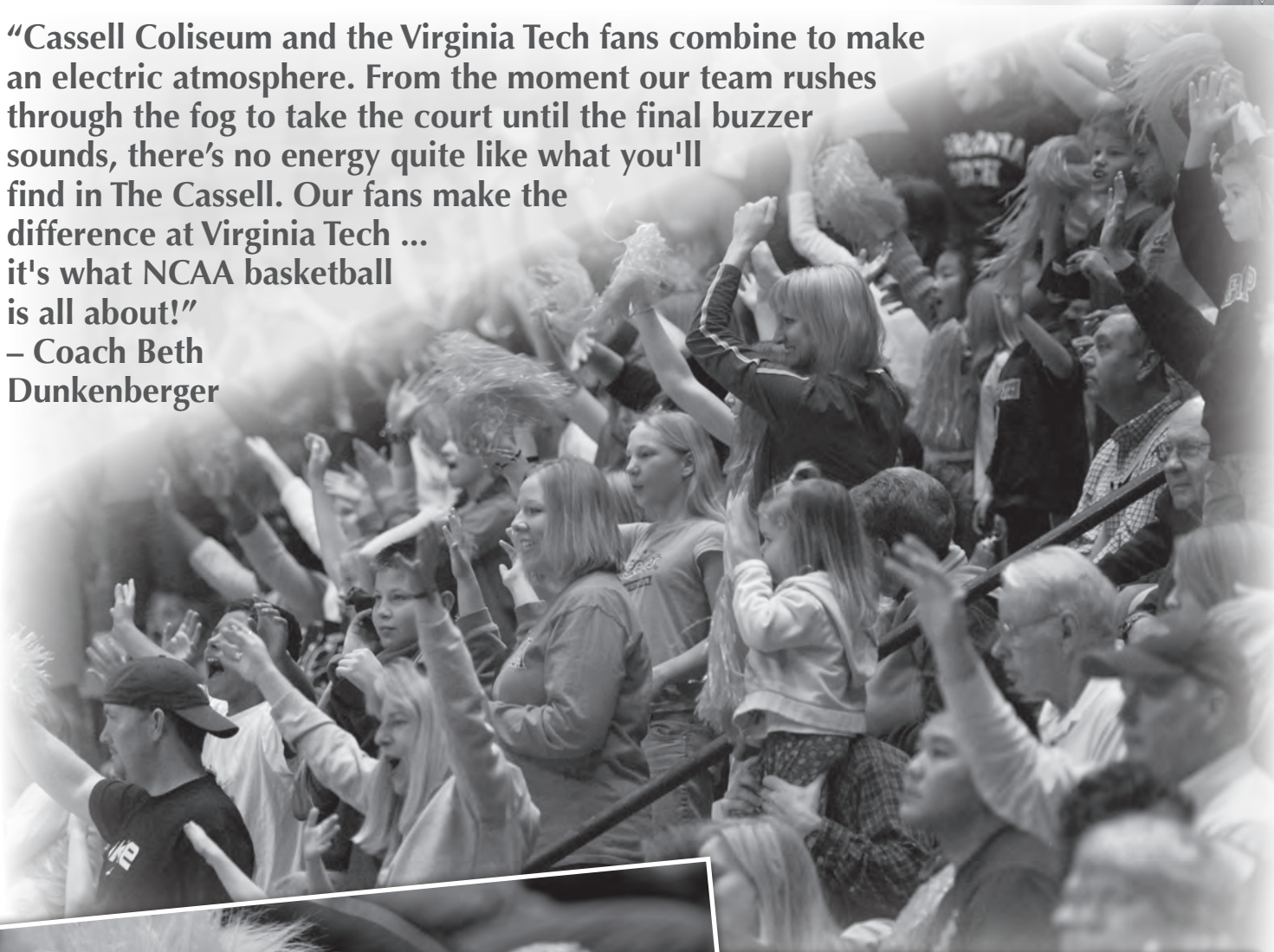
HOME COURT ADVANTAGE




The Hokies have won 79 percent of their home games over the past 10 years.



“Cassell Coliseum and the Virginia Tech fans combine to make an electric atmosphere. From the moment our team rushes through the fog to take the court until the final buzzer sounds, there’s no energy quite like what you’ll find in The Cassell. Our fans make the difference at Virginia Tech ... it’s what NCAA basketball is all about!”
 – Coach Beth Dunkenberger



HOME COURT ADVANTAGE



Tech’s Record In Cassell

Season	Record	84-85.....	9-4	93-94.....	13-1	02-03.....	13-1
76-77.....	4-3	85-86.....	10-4	94-95.....	11-2	03-04.....	13-3
77-78.....	4-6	86-87.....	9-3	95-96.....	9-5	04-05.....	10-3
78-79.....	7-8	87-88.....	4-7	96-97.....	7-8	05-06.....	10-4
79-80.....	8-6	88-89.....	10-2	97-98.....	10-3	06-07.....	10-7
80-81.....	7-2	89-90.....	7-5	98-99.....	15-0	Total	285-120
81-82.....	7-5	90-91.....	8-6	99-00.....	10-6		<i>(.704 overall)</i>
82-83.....	7-1	91-92.....	5-5	00-01.....	11-3		
83-84.....	9-4	92-93.....	13-1	01-02.....	15-2		

07-08 BASKETBALL • 13

Cassell Coliseum

An Outstanding College Basketball Arena

Cassell Coliseum has always proven to be a tough arena for opponents, especially over the past nine seasons in which the Hokies are 117-32 (.785) at home.

The 1998-99 home season gave Hokie fans plenty of drama and excitement, as Tech roared to a 15-0 mark in the friendly confines of Cassell. Going back two games into the 1997-98 season and extending through the 1999-00 opener, Tech won 18 straight at home.

Over the past six seasons, the Hokies have posted a 71-20 record in Cassell with 18 of the losses coming against teams which advanced to the postseason. Tech has been especially tough at home versus non-conference foes defeating 40 of the last 43 and 46 of the last 50. Two of the four non-conference losses ironically both occurred on March 23, a 77-72 overtime defeat in 2002 against Houston in the WNIT semifinals and a 61-48 loss to Penn State in the 2004 NCAA Tournament Second Round.

Equally as impressive as the Hokies' play at home has been the tremendous number of people who have come to watch them play. Averaging 5,221 fans per game in 1998-99 and having a sell-out at the 10,052-seat arena, Tech shattered its women's basketball attendance marks. In the last nine years, Tech has played before 464,556 fans at home, an average of 3,416 per game. Last season, the Hokies averaged 2,980 for 17 home contests, which ranked 40th in the nation.


Cassell Coliseum was the site of a sub-regional in the 1999 NCAA Tournament. In that marquee event, the Hokies played in front of packed houses and picked up wins over St. Peter's and Auburn to advance to the NCAA Sweet 16. Tech also played host to the 2004 NCAA women's


basketball first and second rounds, with the Hokies defeating Iowa 89-76 in the first round, before falling 61-48 to Penn State in the second round in front of 7,128 fans, the eighth-largest crowd for a women's game in Blacksburg.

In the past 15 years, Virginia Tech has posted a 170-49 (.776) mark in home games. Overall,

the Hokies have compiled a 285-120 record in Cassell Coliseum for a winning percentage of 70.4 in the 31 years they have played in the campus arena.

On Sept. 17, 1977, Virginia Tech officials and friends dedicated the Coliseum in honor of the late Stuart K. Cassell. Cassell became a member





Top 10 Women's Cassell Crowds

10,052	Tech 73, St. Peter's 48*	March 13, 1999
9,812	Tech 76, Auburn 61*	March 15, 1999
9,724	Tech 62, Xavier 60	Feb. 5, 1999
8,373	Tech 65, St. Joseph's 56	Jan. 22, 1999
8,079	Tech 66, George Washington 64	Feb. 21, 1999
7,402	Connecticut 90, Tech 38	Feb. 7, 2001
7,211	Connecticut 68, Tech 50	Jan. 27, 2004
7,128	Penn State 61, Tech 48*	March 28, 2004
7,043	Tech 62, LaSalle 35	Feb. 7, 1999
6,364	Tech 85, Pittsburgh 55	Feb. 28, 2004

* NCAA Tournament

of the University administration in 1945 after 17 years as a student and teacher at Tech. He successfully convinced the Board of Visitors of the need for a modern basketball facility.

Construction for the main portion of the Coliseum began in 1961. It was completed in December 1964, at a cost of \$2.7 million. Built by T.C. Brittain and Company of Decatur, Ga., it houses the basketball arena, locker rooms, two auxiliary gymnasiums, offices and other athletic facilities.

The Jamerson Athletic Center, connected to the rear of Cassell Coliseum, was completed in 1982 and dedicated in the fall of 1983. It is named in honor of J.E. Jamerson and his son, William E. Jamerson, owners of the firm that built the building.

The complex contains administrative and coaching offices, athletic department accounting and business offices, team and coaches' meeting rooms, a weight room and the Gordon D. Bowman Memorial Club Room on the top floor for Hokie Club members.

Prior to the 1988-89 season, a spring-loaded playing floor was installed in the Coliseum. During 1996-97, the facility was upgraded with a new roof and paint application.

During the 2000-01 season, new video boards were added at both ends of the Coliseum, which are used for live action and video replays during all games.

A seating renovation project was undertaken following the 2001-02 season. All of the seats were dismantled and shipped to a plant in Michigan, where the old paint was stripped off and refinished with a clear wood finish.

Through new projects, renovations and maintenance reserve projects, Cassell Coliseum has undergone approximately \$2.5 million in improvements over the past five years.

Prior to the 2003-04 season, the ambulatory was renovated and now features more accessible concession areas, new flooring, video monitors which allow fans to watch the action when not in the arena and the addition of Hokie Stone to many of the entrances to the seating area.

The Locker Room


Hokies' Locker Facility Among the Nation's Best

When the final whistle blows after a game or practice, the women's basketball team retires to one of the finest locker room facilities in the nation. The entire locker room underwent a major renovation in the summer of 2000 with other improvements added in 2004 and 2006.

The facility features an entrance directly onto the Cassell Coliseum floor, a team meeting room, a training area and a new video system. The entrance to the area has a wooden floor painted to match the game floor, with a giant image of a Cassell Coliseum crowd as a backdrop.

Another nice touch in the state-of-the-art facility are the vanities located between each of the lockers.

The cost of the 2000 renovation project was approximately \$225,000 and would not have been possible without a generous gift from the Roanoke Valley Hokie Club. In 2004, several new additions were part of a \$45,000 upgrade including a Wall of Fame featuring outstanding players from the past, an Academic Honors Wall, a collage of photos of great moments in Tech women's basketball history, crown molding, Hokie Stone accent, computer desks, a plasma screen television and a new sound system. Funding for the project was provided through the women's basketball foundation.





THE LOCKER ROOM



07-08 BASKETBALL • 17

HOKIES

Noting The Hokies

Three Newcomers to add Depth

The Hokies have three new faces on this year's squad after signing Andrea Barbour and Elizabeth Basham to national letters of intent during the early signing period last year. Tech will also welcome Brittany Gordon, who sat out last season after signing with the Hokies in 2005-06.

Barbour, a 5-10 guard from Charlottesville, Va., averaged 19.5 points and 13.0 rebounds last season in leading Charlottesville High School to the state quarterfinals. She shot 49 percent from the field and 75 percent from the free throw line for the Black Knights. Barbour surpassed 2,000 career points as a sophomore and is nearing the 3,000 point mark entering her senior season. Barbour selected Tech over NC State, Old Dominion, Temple and Vanderbilt and was named the Most Valuable Player this summer in the VHSL All-star game.

"Andrea is an explosive guard who makes things happen on the court," said Virginia Tech head coach Beth Dunkenberger. "She can have an immediate impact in the ACC."

Basham, a 6-2, forward from Abingdon, Va., averaged 13.1 points and 6.4 rebounds at Abingdon High School where she was named All-Highlands District as both a sophomore and junior. Last season she was a Region IV Honorable Mention selection and was a Top 20 all-star at the 2006 Blue Chip Camp in Louisville, Ken.

"Elizabeth had an outstanding showing at our college experience camp," said Dunkenberger. "She is a fast, athletic forward who can stretch the defense with her three-point shooting."

Gordon, a 6-4, center from Woodbine, Md., was a 2005 graduate of River Hill (Md.) High School and attended The Blair Academy (N.J.). At River Hill, Gordon was a 1,000-point scorer and became the school's career rebound leader. She was selected as the Fox 45 Player of the Year. At the Blair Academy, Gordon averaged a double-double (20.0 points, 10 rebounds) and was a member of the Mid-Atlantic Prep League Elite team.

"Brittany has demonstrated that she is a very hard worker," said Dunkenberger, "She is a quick learner who has a long and lean athletic body and is a great shot blocker."

Hokies History

With last year's 19-15 record, Virginia Tech posted it's 19th winning season in 31 years of varsity competition. The 2005-06 season marked the Hokies 11th 20-plus win season in 14 years. Tech has had 10 losing seasons and two break-even campaigns. The Hokies best season was the 28-3 mark in 1999, while Tech's most losses in a season were the 21 defeats in 1996-97. Tech is currently 508-386 entering its 32nd year of women's basketball.

Season Tournaments

Including last season's appearances in the Basketball Travelers Classic at LSU, the

Pepperdine Thanksgiving Tournament, and Tech's own Lady Luck Classic, the Hokies are 37-10 in regular-season tournaments in the last 10 seasons including nine victories in its own holiday tournament. The Hokies have won 15 of their last 17 in-season tourney games and 22 of the last 25. The three losses were last season at No. 10 LSU (70-40) and against Iowa State (75-69), with the other loss being a 70-56 defeat at No. 14 Minnesota in the championship game of the 2004 Subway Classic. Tech won the 2005 SMU Hoops for the Cure Tournament and won both games at the 2004 Caribbean Classic. Overall, since the 1976-77 season, the Hokies are 64-38 in tournaments which are held during the regular season. In 2004-05, Tech lost at 14th-ranked Minnesota in the Subway Classic Championship game, and defeated No. 12 Texas Tech, 71-70 in overtime to win the Duel in the Desert championship in Las Vegas, Nev.

Tech will play in three in-season tournaments this year for the fourth consecutive season. The Hokies will play two games in the Junkanoo Jam in Freeport, Bahamas, followed by the Tulane Tournament in New Orleans and Tech's own tournament just after Christmas.

Hokies get 500 Victories

The victory over UNC Greensboro last year was the 500th victory in 31 seasons of varsity women's basketball at Virginia Tech. The Hokies posted 54 victories as an independent (1976-1981), 218 wins as a member of the Metro Conference (1981-1995), 91 in the Atlantic 10 (1995-2000), 88 as a BIG EAST Conference member (2000-2004), and currently 57 wins since joining the ACC (2004-present).

A Long and Winding Road

Last season the Hokies played 34 games, which was the most games played in a season in the program's 31-year history. Tech traveled as far west as Pepperdine, Calif., south to Baton Rouge, La., and north to Boston, Mass. The previous mark for most games played in a season was 32 in the 2002-03 season (22-10), the 2001-02 season (21-11), and the 1997-98 season (22-10). This year the Hokies will travel to the Bahamas to participate in the Junkanoo Jam and later in the season head south to New Orleans for the Tulane Tournament. The ACC schedule also has Tech playing two games in Florida against Miami and Florida State.

Cook in a Starting Role

Brittany Cook had an outstanding game against Charlotte in her first collegiate start last year. The redshirt junior from Narrows, Va., took advantage of her opportunity, scoring a career-high 23 points with five rebounds and five assists. Cook hit the game-winning shot at Virginia on a putback with two seconds remaining in the game. In her 25 starts last season, Cook averaged 13.0 points, 5.3 rebounds, and shot 50.8 percent (128-252). Cook pulled down six or more rebounds in nine of her last 11 games to end the year.



Brittany Cook is the leading returning scorer for Virginia Tech this year.

Postseason Experience

Last year's appearance in the WNIT marked the 10th consecutive season the program has participated in postseason play and the 12th time in the last 14 years. The 2006 appearance also marked the first time Tech had received four straight NCAA Tournament bids in the program's 31-year history. The Hokies had previously received back-to-back bids following the 1993-94 and 1994-95 seasons, the 1996-97 and 1997-98 seasons, and most recently, the 2002-03 and 2003-04 campaigns.

Haskins getting Boards

Sophomore point-guard Laura Haskins had a career-high seven assists at Boston College last year, but it was her board work that was a pleasant surprise last season. Haskins averaged 3.9 rebounds per outing, including a career-high nine against Georgia Tech. In fact, at only 5-10, Haskins managed to pull down six or more rebounds in 12 games last season. She also scored a career-high 12 points against Western Carolina in the WNIT Second Round.

Defending the Cassell

Over the last 10 seasons, the Hokies have posted a 127-32 record (.799) at Cassell Coliseum. Overall, the program has posted a 289-116 (.714) home record since the addition of women's basketball as a varsity sport in 1976-77. The Hokies were 15-0 at home in 1999-00 and won 18-straight regular-season home games until the Georgia loss on Nov. 17, 1999. Tech was 13-1 at home in 2002-03, and the Hokies have won 104 of their last 127 home games, including an 11-7 mark last season. More recently, Tech has won 71 of the last 91 home contests over the past five years. The Hokies have defeated 41 of the last 45 non-conference opponents at home and 47 of the last 52. Prior to the Radford, William & Mary and Auburn losses last year, the last two non-conference home losses both occurred on Mar. 23, a 77-72 overtime defeat in 2002 against Houston in the WNIT Semifinals and a 61-48 loss to Penn State in the 2004 NCAA Second Round.

Traditional Tough Schedule

Once again last season, Tech's schedule was among the toughest in the nation. The Hokies faced NCAA 2007 Final Four participants North Carolina and LSU and played all of the 2006 Final Four teams (North Carolina, Duke, LSU and national champion Maryland). Additionally, the Hokies battled three 2007 NCAA "Sweet 16" teams (NC State, Duke, Florida State) and played a total of 10 NCAA tournament teams along with six (Alabama-Birmingham, Auburn, Charlotte, East Tennessee State, Virginia and Western Carolina) WNIT participants. Tech's opponents had a .592 winning percentage and 16 of the Hokies' 29



Laura Haskins will direct the Tech offense for the second consecutive season.

opponents advanced to postseason play. Last season, 14 opponents won 20 or more games, with 20 posting non-losing records.

The 2007-08 schedule will be another challenging one, as the Hokies face 2007 Final Four participant North Carolina, 10 teams (Duke, East Carolina, Florida State, Georgia, Georgia Tech, Maryland, North Carolina, NC State, Prairie View A&M and Robert Morris) that made the 2007 NCAA Tournament field and five (Alabama-Birmingham, Charlotte, High Point, Tulane and Virginia) that participated in the WNIT. In addition, the schedule includes five teams (#3 North Carolina, #6 Duke, #12 NC State, #13 Georgia, #14 Maryland and #19 Florida State) that ended the year in the ESPN/USA Today Top 25.

International Success

The trip to Mexico before the Christmas break in 2005 marked the fourth time in the history of the program that the Hokies have played outside the United States. Tech won all four games in the summer of 2000 during an 11-day tour in Europe. The Hokies swept two games in 2003 to win the Paradise Jam in the U.S. Virgin Islands and picked up five wins in the summer of 2004 during a 12-day tour of Australia. Following the two-game sweep at the Caribbean Classic, Tech improved to 13-0 all-time on foreign soil. The next scheduled contests outside the U.S. border will occur this season as the Hokies travel to the Bahamas to participate in the Junkanoo Jam. In May 2008, Tech will have a tour of Greece and Italy.

Hokies on Television

Virginia Tech women's basketball once again received great television exposure last year. As part of the ACC Television Package, Tech had six regional telecasts, including three at home. The games were carried on the ACC Regional Sports Network, which included FoxSportNet South, Comcast Sports and the SunSport Network. In 2005-06, Tech's game at Miami was televised nationally by ESPN and the NCAA Tournament First- and Second round contests versus Missouri and UConn were carried by ESPN2. The Hokies have six regular-season games televised this season, including home contests vs. Duke and Maryland and road games at NC State, Duke, Miami and Georgia Tech.

Sweet November

The first month of the season has been kind to the Hokies in recent history. In the last 10 seasons, Tech is 34-13 in November contests including 18-3 at home. The road has been tougher with only a 5-8 away mark. Tech is 11-2 in November neutral site games.

Listening to the Hokies

For the 10th straight year, the Hokies have a commercial radio package. All Virginia Tech women's basketball games can be heard throughout the New River Valley on SuperTalk (101.7). Jerry Massey, in his third year as the voice of Tech women's hoops, handles the play-by-play duties. Web casts of all women's basketball games can be heard by accessing Tech's official Web site www.hokiesports.com.

Elite Company

The Virginia Tech women's basketball program has enjoyed tremendous success the last seven years. Entering the 2007-08 season, Tech ranked 38th nationally in terms of victories and is joined on the list by the nation's top women's basketball teams.

1.	Connecticut	228
2.	Duke	220
3.	Tennessee	219
4.	Stanford	192
5.	North Carolina	190
6.	LSU	189
7.	Purdue	187
8.	Baylor	183
9.	Louisiana Tech	179
	Chattanooga	179
	Oklahoma	179
12.	Wisconsin-Green Bay	176
13.	Vanderbilt	175
14.	Ohio State	166
	Georgia	166
16.	George Washington	164
17.	New Mexico	163
	Delaware	163
	Old Dominion	163
	Utah	163
21.	Liberty	162
22.	Notre Dame	161
	UC Santa Barbara	161
24.	Kansas State	159
25.	Arizona State	158
26.	Montana	157
	TCU	157
28.	Rutgers	156
29.	Texas	154
30.	Texas Tech	153
31.	Temple	151
32.	DePaul	150
33.	Xavier	149
	Middle Tennessee	149
	Michigan State	149
36.	Iowa State	148
37.	Western Kentucky	147
38.	BYU	145
	Virginia Tech	145
40.	Penn State	143
41.	Maryland	142
	Minnesota	142
43.	Villanova	141
44.	Boston College	140
45.	Louisville	139
46.	Missouri State	138
	James Madison	138
	Sacred Heart	138
49.	Bowling Green	135
50.	Southeast Missouri State	133
	Kent State	133
52.	Florida State	132
63.	NC State	129
74.	Virginia	125



**A young but deep team seeks an 11th straight
postseason appearance**



2007-2008 OUTLOOK



2007-2008 Outlook

Depth a key to Hokies' Success

The Virginia Tech women's basketball team, though young, will count on depth and versatility in the quest this season for its 11th consecutive postseason appearance. The 2007-08 squad, despite being void of a senior class, features nine returnees from last year's 19-15 WNIT team and three newcomers.

Last season's team returned only one starter, but still achieved yet another postseason bid – the program's 10th-straight postseason appearance. In fact, the Hokies have advanced to postseason play in 12 of the last 14 years. Tech has averaged 22 wins over the past 10 seasons, advancing to the NCAA Second Round on five occasions, and to the "Sweet 16" once. Last season's schedule featured 10 NCAA tournament teams, including one of the Final Four participants, and six WNIT teams. The Hokies lost three seniors, including Kirby Copeland, a member of Tech's 1,000-point club. Tech will have to replace 56.7 percent of the offense and 40.7 percent of the rebounding from last season.

"Even though we have a young team, they are enthusiastic and gained a tremendous amount of experience last year," said head coach Beth Dunkenberger. "We have been to the postseason for the past 10 years and these young ladies have been recruited to Virginia Tech to climb up ladders and cut down nets."

This year's edition of the Hokies will have a youthful appearance featuring four juniors, four sophomores and four freshmen. Among the three starters Tech will have to replace are honorable mention All-ACC member Copeland, who led the team in scoring, assists and steals; team

rebound and blocks leader Nare Diawara; and Britney Anderson, who was fourth on the team in scoring, rebounding and assists.

Brittany Cook (6-0, r-Jr., G, Narrows, Va.) is the top returning scorer, averaging 10.5 points per game and was second on the team with 4.9 rebounds per game. Cook was third on the team in steals (42) and had a career-high 23 points in her first collegiate start against Charlotte.

Amber Hall (6-2, Jr., F, Tallahassee, Fla.)

returns after battling through injuries during her sophomore season. Hall had a career-high 15 points at Alabama-Birmingham last season and pulled down a career-best 11 boards in the regular-season finale at Boston College.

The offense will again be directed by Laura Haskins (5-10, Jr., G, Alexandria, Va.), who started all 34 games at the point guard position. Haskins tossed in a career-high 12 points in the WNIT Second Round victory over Western



An outstanding freshman class will join eight returnees as the Hokies seek an 11th consecutive postseason appearance.



Carolina and had a career game against Georgia Tech with nine rebounds and two blocks.

Lindsay Biggs (5-11, So., G, Midlothian, Va.), Utahya Drye (6-1, So., F, Durham, N.C.) and Eleanor Brentnall (6-4, So., C, Melbourne, Australia) also saw considerable playing time during their freshman seasons. Biggs saw action in 34 games and led the team in three-point baskets. Drye played in all 34 games, starting two, and contributed a career-high 11 points in the Lady Luck Classic championship game win over Detroit. Brentnall was Diawara's backup in the middle seeing playing time in 31 games and had a career-high eight points versus Tennessee Tech in the Pepperdine Thanksgiving Tournament.

Lakeisha Logan (5-8, So., G, Scarboro, W.Va.) and A.J. Lemaitre (5-10, Jr., G, Fairfax, Va.) saw action in 16 and 10 games, respectively, and will add depth to the guard positions. Shani Grey (5-8, r-Fr., Windsor, Conn.) missed the 2006-07 campaign following preseason left knee surgery.

Three newcomers will provide depth for the Hokies this season. Andrea Barbour (5-10, Fr., G., Charlottesville, Va.), Elizabeth Basham (6-2, Fr., F, Abingdon, Va.), and Brittany Gordon (6-4, Fr., C, Howard County, Md.) should all see action this season. Barbour is a McDonald's All-American semifinalist who was the 2007 Virginia High School AA State Player of the Year after averaging 22.4 points and 9.4 rebounds in her career. Basham is a McDonald's All-American nominee who averaged 11.1 points and 7.0 rebounds during her senior season. Gordon should provide much-needed depth in the paint after averaging 20 points and 10 rebounds at The Blair Academy.

"I think Kirby, Nare, and Britney brought a great deal to our team last year as seniors, but they grew as players during the course of their careers," said Dunkenberger. "I think our young players are ready to step in and fill their spots. As far as leadership is concerned, Brittany (Cook) and A.J. (Lemaitre) have both shown great leadership potential and we'll look to them to guide our team through the season."

Dunkenberger's coaching staff will see one change from last season with the addition of George Porcha. Shellie Greenman, the Hokies' recruiting coordinator, assistant coach Stacy Cantley and Director of Basketball Operations Jill Jameson, all return to the Hokies for another campaign.

Greenman was on the Tech staff previously as an assistant coach (1988-93) under Carol Alfano along with Dunkenberger who also was an assistant coach. Cantley was a top-10 rebounder and four-year letter winner at UNC Wilmington. Porcha comes to the Virginia Tech program after several years as both a high school and AAU coach. Jameson, a Tech assistant from 1993-97, was the recruiting coordinator at Marquette prior to assuming her current position in Blacksburg.

Lindsay Reynolds returns to the staff for a second year as a graduate assistant after concluding her playing career at Roanoke College.

"I think good team chemistry begins at the top with the coaching staff and I feel we have

2007-08 Virginia Tech Women's Basketball Schedule

November

1	Thurs.	Anderson (Exh.)	5 p.m.	Blacksburg, Va.
7	Wed.	Athletes in Action (Exh.)	7 p.m.	Blacksburg, Va.
11	Sun.	High Point	2 p.m.	Blacksburg, Va.
14	Wed.	Winston-Salem State	7 p.m.	Blacksburg, Va.
19	Mon.	Liberty	7 p.m.	Blacksburg, Va.

23-24 *Junkanoo Jam* Bahamas
(Virginia Tech, Southern Cal, Georgia, Prairie View A&M)

23	Fri.	vs. Southern Cal	6 p.m.	
24	Sat.	vs. Georgia/Prairie View A&M	6/8:30 p.m.	

27	Tues.	Wofford	7 p.m.	Blacksburg, Va.
30	Fri.	Minnesota (Big Ten-ACC Challenge)	7 p.m.	Blacksburg, Va.

December

2	Sun.	Alabama-Birmingham	2 p.m.	Blacksburg, Va.
5	Wed.	North Carolina A&T	7 p.m.	Blacksburg, Va.
16	Sun.	at Charlotte	2 p.m.	Charlotte, N.C.

20-21 *Tulane Tournament* New Orleans, La.
(Virginia Tech, Tulane, Robert Morris, Texas-San Antonio)

20	Thurs.	vs. Texas-San Antonio	9 p.m.	
21	Fri.	vs. Tulane/Robert Morris	6/8 p.m.	

29-30 **VIRGINIA TECH CLASSIC** Blacksburg, Va.
(Virginia Tech, East Carolina, Furman, Georgetown)

29	Sat.	East Carolina vs. Georgetown	1 p.m.	
		Virginia Tech vs. Furman	3:30 p.m.	
30	Sun.	Furman vs. ECU/Georgetown	1 p.m.	
		Virginia Tech vs. ECU/Georgetown	3:30 p.m.	

January

3	Thurs.	Boston College*	5:30 p.m.	Blacksburg, Va.
6	Sun.	at Florida State*	2 p.m.	Tallahassee, Fla.
10	Thurs.	North Carolina*	7 p.m.	Blacksburg, Va.
13	Sun.	at Virginia*	2 p.m.	Charlottesville, Va.
17	Thurs.	Clemson*	7 p.m.	Blacksburg, Va.
20	Sun.	Dartmouth	2 p.m.	Blacksburg, Va.
25	Fri.	at NC State (RSN)*	7 p.m.	Raleigh, N.C.

February

1	Fri.	at Duke (RSN)*	7 p.m.	Durham, N.C.
4	Mon.	Maryland (RSN)*	7 p.m.	Blacksburg, Va.
7	Thurs.	at Wake Forest*	7 p.m.	Winston-Salem, N.C.
11	Mon.	at Miami (RSN)*	7 p.m.	Coral Gables, Fla.
17	Sun.	Virginia*	2 p.m.	Blacksburg, Va.
22	Fri.	Duke (RSN)*	7 p.m.	Blacksburg, Va.
29	Fri.	at Georgia Tech (RSN)*	7 p.m.	Atlanta, Ga.

March

2	Sun.	Wake Forest	2 p.m.	Blacksburg, Va.
6-9	Thur.-Sun.	31st Annual ACC Tournament	TBA	Greensboro, N.C.

Home games in **BOLD**

* indicates ACC games

All times eastern

Dates and times subject to change

RSN - Fox Sports Net South, ComCast Sports Net, SunSports, New England Sports Network

that on our staff," said Dunkenberger. "Shellie has been on my staff for eight years and Stacy for five seasons and they have certainly helped implement a system that has been successful.

George brings us a tremendous amount of new energy and he not only has great recruiting contacts, but a true enthusiasm for the game, which is very contagious."

Guards

Brittany Cook is one of two returning starters for Tech, who saw her season take off after being inserted into the starting lineup. Cook tossed in a career-high 23 points in her first career start against Charlotte and never looked back. In 25 starts, she averaged 13.0 points, 5.3 rebounds,

and 2.3 assists, while shooting 50.8 percent from the field. Cook displayed her ability on the boards as well, pulling down six or more rebounds in 15 games.

"Brittany is our top returning scorer and she gained a great deal of confidence as the season progressed," said Dunkenberger. "She can

score in a number of ways whether it be off the dribble or a pull-up jump shot, and she is deadly from behind the three-point line. I am really impressed with her efforts on the boards, both on the offensive and defensive ends of the floor."

Laura Haskins returns as the starting point-guard after guiding the team last year. Haskins not only directed the Tech offense, but was second on the team in steals (44) and pulled down five or more rebounds in 13 games. She was instrumental in the Hokies win over Georgia Tech with six points, and career-highs of nine rebounds and two blocks.

"Laura is a very strong competitor and stepped in as a sophomore to earn the starting point-guard position," said Dunkenberger. "She has been much more offense-minded during the offseason and we look forward to more point production from her."

Lindsay Biggs will be looked upon to provide a scoring threat from outside, especially from behind the three-point arc. As a freshman, Biggs played in every game and led the team with 28 treys. She tallied a career-high 13 points at No. 2 North Carolina, including three three-point baskets.


"Lindsay is a solid outside shooter who has picked up a great deal of confidence in the offseason," said Dunkenberger. "She will move over to the wing position in order to free up for the outside shot, as we look for Lindsay to take on a larger scoring role this season."

Lakeisha Logan saw limited action last season as a backup at the point guard position, playing in 16 games.

"Lakeisha has probably shown the most improvement on our team during the offseason," said Dunkenberger. "She has worked extremely hard on conditioning and she really kicks the

Brittany Cook

Laura Haskins



point-guard position into another gear with her athleticism. It will hard to keep her off the court this season."

Shani Grey missed the entire 2006-07 season following preseason surgery on her left knee, but will be counted on to provide more depth at the point guard position.

"Shani is recovering from her injury nicely. Her speed is coming back, and her quickness and agility are returning as well," said Dunkenberger.

"She is a very good defender, who we call the Energizer Bunny, because she plays just as hard at the end of a game as she does at the start. We recruited her because of her similarities to Kirby Copeland, and we'd like to see her develop into that type of player."

A.J. Lemaitre began her Tech career as a freshman walk-on year before earning a scholarship last season. Lemaitre played in 10

games and is another player who will add depth to the guard position.

"A.J. is a tireless worker who does all the little things that makes a good team great," said Dunkenberger. "She has a good outside shooting touch and has a great attitude every day."


Andrea Barbour comes to Tech as arguably the most highly-touted recruit in the Dunkenberger

era. In addition to being selected as the 2007 VHSCA AA State Player of the Year, Barbour was named the Most Valuable Player at the VHSCA All-Star game after leading the East team to victory with 34 points, 14 rebounds and five blocked shots.


"Andrea is a special athlete who can do some incredible things with the basketball," said Dunkenberger. "She is an explosive offensive player who can both get to the basket off the dribble or hit from the outside. We look for her to have an immediate impact on our team. Andrea was ranked among the top recruits in the nation and she has thus far lived up to our expectations."



Lindsay Biggs



Lakeisha Logan



A.J. Lemaitre

Forwards

Amber Hall will be counted on to provide depth in the paint after suffering through an injury-plagued 2006-07 campaign. Hall appeared in 33 games last season with 12 starts and was third on the team in rebounding (4.7 per contest). She was second on the team with 30 blocks and handed out a career-best seven assists against Detroit in the Lady Luck Classic title game.

"Amber Hall has gotten healthy in the offseason and I think she is in the best shape health-wise since we've been here," said Dunkenberger. "She is very confident in her abilities and is another player who has demonstrated her leadership. Amber is one of the hardest workers I have ever coached."


Utahya Drye received some valuable playing time during her freshman year, appearing in every game with two starts. She averaged 12.1 minutes per game and pulled down four or more rebounds in eight contests.

"The key for Utahya is to gain more confidence, which she is accomplishing the longer she is in our system," said Dunkenberger. "She is a great rebounding forward and we look for her to step-

up this season."

Freshman Elizabeth Basham, a McDonald's All-American nominee, will provide size and depth at the forward position.

"Elizabeth has the ability to stretch defenses with her outside shot," said Dunkenberger. "She is a fundamentally sound player who just needs to gain experience and I think she will be a solid contributor to our program."



Amber Hall



Utahya Drye

Posts

Eleanor Brentnall will be counted on to fill the big shoes of Diawara. Brentnall appeared in 31 games and averaged just under 10 minutes per contest.

"Eleanor battled mono last year and I think the key is for us to get her in great shape," said

Dunkenberger. "She has worked really hard and is a very intelligent player who should have some solid minutes for us this year."

Brittany Gordon will provide additional help on the inside after averaging a double-double at The Blair Academy. Gordon also was a 1,000-point scorer at River Mill (Md.) High School and

became the school's career rebound leader.

"Brittany has come in and demonstrated to us that she is a very hard worker," said Dunkenberger. "She is a quick learner who has a long and lean athletic body and is a great shot blocker. Brittany should see immediate minutes."

Eleanor Brentnall



The Schedule

Once again last season, Tech's schedule was among the toughest in the nation. The Hokies faced NCAA 2007 Final Four participants North Carolina and LSU and played all of the 2006 Final Four teams (North Carolina, Duke, LSU and national champion Maryland). Additionally, the Hokies battled three 2007 NCAA "Sweet 16" teams (NC State, Duke, Florida State) and played a total of 10 NCAA tournament teams along with six WNIT participants (Alabama-Birmingham, Auburn, Charlotte, East Tennessee State, Virginia and Western Carolina). Tech's opponents had a .592 winning percentage and 16 of the Hokies' 29 opponents advanced to postseason play. Last season, 14 opponents won 20 or more games, with 20 posting non-losing records.

The 2007-08 schedule will be another challenging one, as the Hokies face 2007 Final Four participant North Carolina, 10 teams (Duke, East Carolina, Florida State, Georgia, Georgia Tech, Maryland, North Carolina, NC State, Prairie View and Robert Morris) that made the 2007 NCAA Tournament field and five (Alabama-Birmingham, Charlotte, High Point, Tulane and Virginia) that participated in the WNIT. In addition, the schedule includes five teams (#3 North Carolina, #6 Duke, #12 NC State, #13 Georgia, #14 Maryland and #19 Florida State) that ended the year in the ESPN/USA Today Top-25.

The non-conference schedule presents the Hokies with many challenges, including home

contests against High Point, Winston-Salem State, Liberty, Wofford, Minnesota, UAB, North Carolina A&T and Dartmouth. Tech will host its annual holiday tournament, the Virginia Tech Classic, featuring East Carolina, Furman and Georgetown.

The non-conference away schedule has Tech traveling to the Bahamas for the Junkanoo Jam, where the Hokies will face Southern Cal in the opening round and play either Georgia or Prairie View on the second day. Tech also makes a trip to the "Big Easy" to participate in the Tulane Tournament featuring the host Green Wave (WNIT participant) along with NCAA participant Robert Morris and Texas-San Antonio. The remaining away non-conference contest is against Charlotte.

"Our non-conference schedule is very challenging and will prepare us for the rigors of the ACC," said Dunkenberger. "We play Minnesota from the Big Ten, Southern Cal from the PAC 10, Georgia from the SEC, Tulane who won over 20 games last year, NCAA Tournament participant East Carolina and Georgetown from the BIG EAST. We have a nice mix of opponents from several different conferences, which presents us with the opportunity to play teams from across the country."

The Minnesota game is part of the first ACC-Big Ten challenge in women's basketball.


"The challenge is a great way to gain even more recognition for our conference and women's basketball," added Dunkenberger. "It

will naturally draw attention from the media and will be a good gauge of how the two leagues stack up against each other."

The ACC schedule will once again present a tremendous challenge as the Hokies battle in the toughest league in the nation. The ACC sent six teams to the NCAA tournament including four "Sweet 16" teams and Final Four member North Carolina. With Virginia and Virginia Tech participating in the WNIT, the ACC had 67 percent of its teams in the postseason.

The women play a 14-game regular-season conference schedule, with each team playing each member at least once a year. Primary partners will be utilized, meaning certain teams are guaranteed to play twice - home and away - every year. The primary partners can be changed after a minimum of two seasons of play. Tech's primary partners this year are Duke, Virginia and Wake Forest. The Hokies will play Boston College, Clemson, Maryland and North Carolina at home and travel to Florida State, Georgia Tech, Miami and NC State.

"The ACC is the most competitive conference in the nation, where night-in and night-out you face Top-25 competition," said Dunkenberger. "We have a really young team this year so it will be fun to see how our team grows from November until the end of the year. Typically, young teams get better and stronger as the season progresses and hopefully we will be playing our best basketball as the ACC schedule unfolds."



The 2007-08 Virginia Tech Women's Basketball Team: (front, l to r) assistant coach Shellie Greenman, assistant coach Stacy Cantley, assistant coach George Porcha, Laura Haskins, Brittany Cook, Amber Hall, A.J. Lemaitre, head coach Beth Dunkenberger, director of basketball operations Jill Jameson, graduate assistant coach Lindsay Reynolds. (back, l to r) student manager Katie Rybacki, student manager Catherine Brunson, Lakeisha Logan, Andrea Barbour, Lindsay Biggs, Brittany Gordon, Eleanor Brentnall, Elizabeth Basham, Utahya Drye, Shani Grey, trainer Megan Rittler, student trainer Tracy Pryor.

2007-2008 Roster

Alphabetical Listing

No.	Name	Pos.	Hgt.	Yr.	Hometown (High School or College)
5	Andrea Barbour	G	5-10	Fr.	Charlottesville, Va. (Charlottesville)
42	Elizabeth Basham	F	6-2	Fr.	Abingdon, Va. (Abingdon)
20	Lindsay Biggs*	G	5-11	So.	Midlothian, Va. (Manchester)
13	Eleanor Brentnall*	C	6-4	So.	Melbourne, Australia
21	Brittany Cook**	G	6-0	r-Jr.	Narrows, Va. (Mercer Christian Academy)
15	Utahya Drye*	F	6-1	So.	Durham, N.C. (Northern Durham)
23	Brittany Gordon	C	6-4	Fr.	Howard County, Md. (The Blair Academy)
30	Shani Grey#	G	5-8	r-Fr.	Windsor, Conn. (Windsor)
31	Amber Hall**	F	6-2	Jr.	Tallahassee, Fla. (Leon)
22	Laura Haskins**	G	5-10	Jr.	Alexandria, Va. (West Springfield)
14	A.J. Lemaitre**	G	5-10	Jr.	Fairfax, Va. (W.T. Woodson)
24	Lakeisha Logan*	G	5-8	So.	Scarboro, W.Va. (Oak Hill Academy)



5
Andrea Barbour



13
Eleanor Brentnall

Numerical Listing

No.	Name	Pos.	Hgt.	Yr.	Hometown (High School or College)
5	Andrea Barbour	G	5-10	Fr.	Charlottesville, Va. (Charlottesville)
13	Eleanor Brentnall*	C	6-4	So.	Melbourne, Australia
14	A.J. Lemaitre**	G	5-10	Jr.	Fairfax, Va. (W.T. Woodson)
15	Utahya Drye*	F	6-1	So.	Durham, N.C. (Northern Durham)
20	Lindsay Biggs*	G	5-11	So.	Midlothian, Va. (Manchester)
21	Brittany Cook**	G	6-0	r-Jr.	Narrows, Va. (Mercer Christian Academy)
22	Laura Haskins**	G	5-10	Jr.	Alexandria, Va. (West Springfield)
23	Brittany Gordon	C	6-4	Fr.	Howard County, Md. (The Blair Academy)
24	Lakeisha Logan*	G	5-8	So.	Scarboro, W.Va. (Oak Hill Academy)
30	Shani Grey#	G	5-8	r-Fr.	Windsor, Conn. (Windsor)
31	Amber Hall**	F	6-2	Jr.	Tallahassee, Fla. (Leon)
42	Elizabeth Basham	F	6-2	Fr.	Abingdon, Va. (Abingdon)




14
A.J. Lemaitre



15
Utahya Drye



20
Lindsay Biggs



21
Brittany Cook

* Letters earned

Missed 2006-07 season due to knee injury

Head Coach: Beth Dunkenberger

Assistants: Shellie Greenman, Stacy Cantley, George Porcha

Graduate Assistant Coach: Lindsay Reynolds

Director of Basketball Operations: Jill Jameson

Athletic Trainer: Megan Rittler

Student Managers & Trainer: Katie Rybacki (manager), Catherine Brunson (manager), Tracy Pryor (trainer)



22
Laura Haskins



23
Brittany Gordon




24
Lakeisha Logan



30
Shani Grey



31
Amber Hall



42
Elizabeth Basham



Head Coach
Beth Dunkenberger



Assistant Coach
Shellie Greenman



Assistant Coach
George Porcha



Assistant Coach
Stacy Cantley



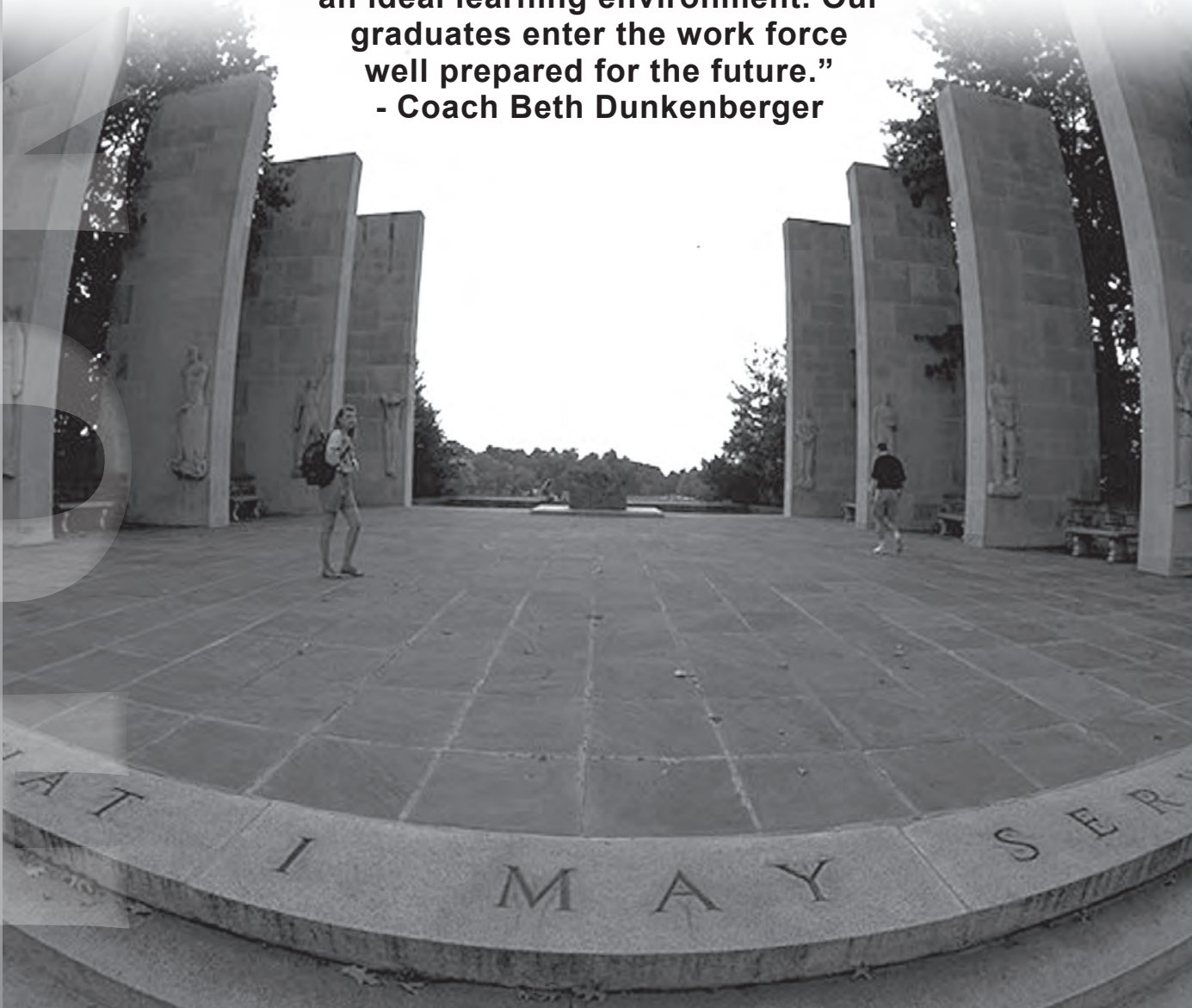
Graduate Assistant
Lindsay Reynolds



Dir. of Basketball Ops.
Jill Jameson

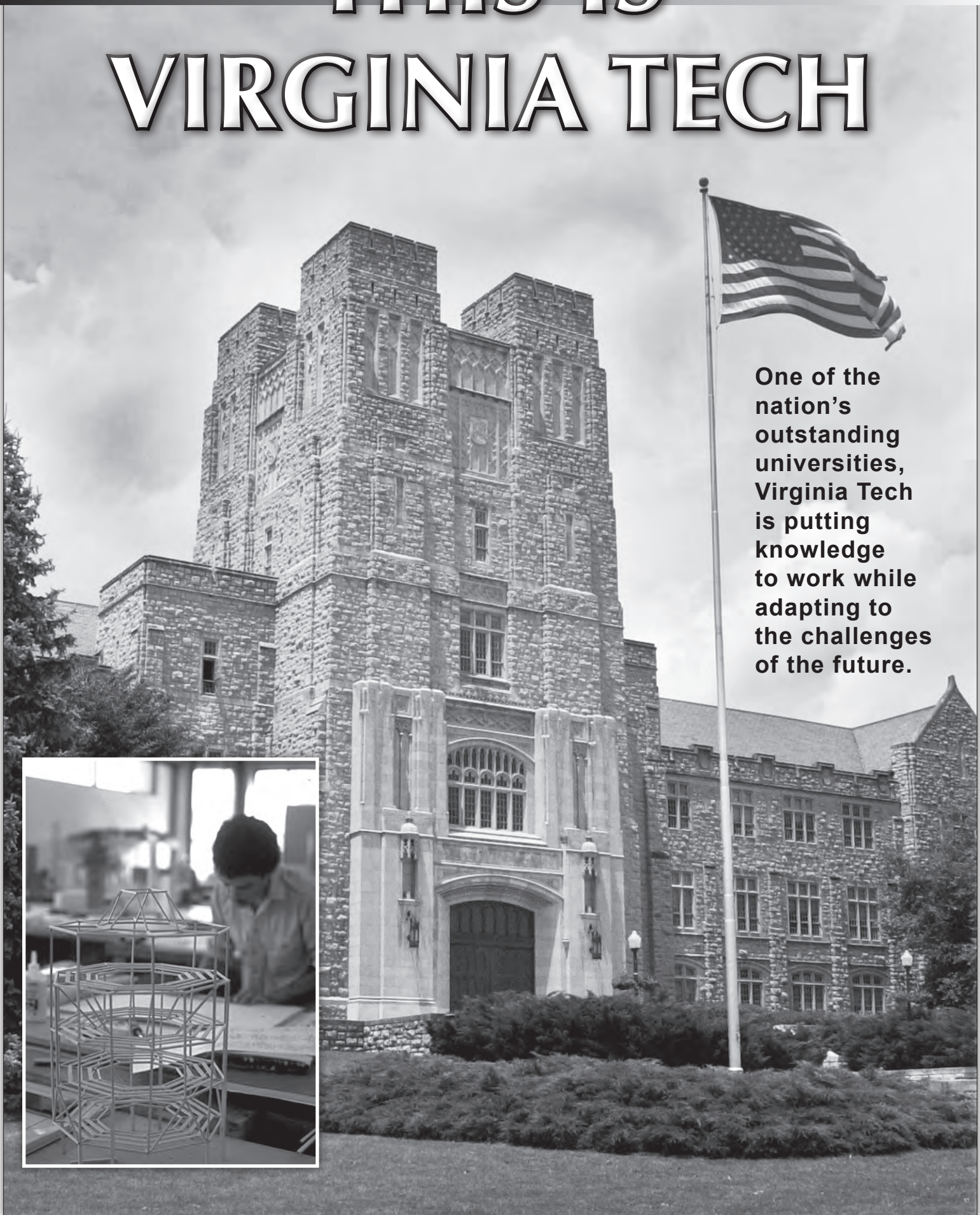


**“Virginia Tech incorporates the latest technology with personal attention from our faculty to create an ideal learning environment. Our graduates enter the work force well prepared for the future.”
- Coach Beth Dunkenberger**



THIS IS VIRGINIA TECH

One of the nation's outstanding universities, Virginia Tech is putting knowledge to work while adapting to the challenges of the future.



We Are Virginia Tech

A Proud University Inventing the Future

Beginning in 1872 with 132 students and two programs of study, Virginia Polytechnic Institute and State University, popularly known as Virginia Tech, has evolved into a comprehensive university of national and international prominence. With about 26,000 full-time students in Blacksburg and more than 2,000 other students statewide, the university produces world-class scholarship in a challenging academic environment. University tradition is firmly rooted in our motto, *Ut Prosim* (That I May Serve), and our historic land-grant mission is brought to life through learning, discovery, and engagement.

Learning

Virginia Tech's challenging academic standards attract high-achieving students. Our eight colleges (Agriculture & Life Sciences, Architecture & Urban Studies, Engineering, Liberal Arts & Human Sciences, Natural Resources, Pamplin Business, Science and Virginia-Maryland Regional College of Veterinary Medicine) and Graduate School offer more degree programs than any other university in the state. Virginia Tech is one of the nation's leaders in developing and using instructional technologies. More than 85 percent of our departments offer e-learning courses, which have attracted more than 96,000 enrollments (credit and noncredit) since 1998. During this time, more than 3,500 different courses have

been offered by more than 700 different faculty members.

Discovery

The university's groundbreaking research transforms lives and communities. With annual research expenditures of nearly \$322 million, Virginia Tech is ranked 56th among research universities in the United States. The university, which has more than 100 research centers, also consistently ranks among the top institutions in industry-supported research and near the top 10 in the number of patents issued each year. The university's nationally and internationally recognized faculty and motivated students are involved in more than 3,500 research projects in fields ranging from biotechnology to materials, from the environment and energy to food and human health and from transportation to computing information.

Engagement

As part of our outreach mission and in adherence to our motto, we serve and engage the citizens of the commonwealth, the nation and the world. Virginia Tech is involved in a multitude of economic and community development projects. These efforts focus on education and the dissemination of knowledge to the global society in which we live.

Professionals, organizations and communities

tap Virginia Tech's vast resources, expertise and research results through hundreds of continuing and professional education programs and five campus centers. Virginia Tech has a long history of providing innovative distance-learning techniques to meet the various needs of working adults and other nontraditional students.

The Inn at Virginia Tech & Skelton Conference Center on campus and The Hotel Roanoke & Conference Center in Roanoke, both owned by Virginia Tech, support the university's outreach mission by working with faculty to plan and host conferences and continuing education and professional programs.

Virginia Tech manages more than \$30 million in funded economic development projects in 27 countries and encourages faculty members to develop global course content and study abroad opportunities for students. In 2006-07, about 1,850 students from more than 100 foreign countries studied at Tech, while more than 800 Virginia Tech students studied abroad.


Virginia Cooperative Extension, operated jointly in the commonwealth by Virginia Tech and Virginia State University, has been helping people improve their economic, cultural, and social well being for more than 90 years. With 107 city/county offices, tens of thousands of volunteers, and programs across the state, Extension reaches and teaches millions of Virginians annually.





At A Glance

- Located in Blacksburg, Virginia
- Eight colleges and Graduate School
- 60 bachelor's degree programs
- Approximately 140 master's and doctoral degree programs
- About 28,000 students, most full-time
- 16:1 student-faculty ratio
- Main campus includes more than 100 buildings, 2,600 acres, and an airport
- Computing and communications complex for worldwide information access
- Ranked 56th in university research expenditures in the United States
- Has adjacent Corporate Research Center





Interesting Facts and Figures

- The university's annual budget is about \$970 million.
- Virginia Tech has about 198,000 living alumni from every state and about 100 countries.
- All campus facilities, including residence halls, have high-speed connections to voice, data and video communications.
- Virginia Tech is one of three public universities in the country that offers the combined advantages of a military-style leadership development program – here it is through the Virginia Tech Corps of Cadets – and a traditional academic and social life.
- *U.S. News & World Report* ranked Virginia Tech's undergraduate program 34th among national public universities. Of all universities – public or private – it ranked Tech 77th.
- *Kiplinger Magazine* ranked Virginia Tech the 20th-best value in public higher education in the nation.
- The National Science Foundation ranked Tech 11th in the nation in agricultural and natural resources research expenditures.
- The university's undergraduate engineering program is 17th among the nation's engineering schools and eighth among public universities, according to *U.S. News & World Report*. Seven individual programs ranked in the top 25.
- *U.S. News & World Report* ranked the College of Engineering's graduate program 30th nationally, with seven individual programs in the top 30.
- The Corporate Research Center was cited for best practice of technology transfer in a national study.
- The Pamplin College of Business undergraduate program was ranked 37th in the nation and 22nd among public schools in the latest *U.S. News & World Report rankings*. The M.B.A. program was rated 63rd in the world by *Financial Times*.
- Virginia Tech consistently ranks among the top 15 schools in the nation in number of patents received.
- In its 2007 report, *DesignIntelligence*, the only national college ranking survey focused exclusively on design, ranked Virginia Tech's undergraduate architecture program fourth nationally and first among public universities. It also ranked the university's undergraduate interior design program seventh in the nation. In addition, it ranked the graduate architecture program 10th in the nation and the graduate interior design program fifth.



Charles Steger

University President



Now in his eighth year as President of Virginia Tech, Dr. Charles Steger has charted a course to bolster the university's research enterprise and compete among the nation's premier research institutions. Under his direction, the university has adopted a strategic plan, which is guiding the growth of the research enterprise, fostering outreach initiatives, and increasing quality across all aspects of the academic community.

Earlier this year, the tranquil learning environment of Virginia Tech was suddenly shattered by an outburst of incomprehensible violence that left more than 50 students and faculty killed or injured. During this crisis, President Steger showed tremendous courage, compassion and leadership in bringing the university community together in the immediate aftermath of the tragedy and in the beginning stages of recovery. His leadership continues to draw praise from students, parents, alumni as well as from those with no direct connection with the university but who, from points around the world, witnessed the events.

Also this year, Steger joined with Gov. Tim Kaine and Carilion Health Systems president Dr. Ed Murphy to announce the creation of a new medical school in Virginia. Virginia Tech and Carilion will create a jointly-operated private medical school, located in downtown Roanoke, adjacent to Carilion Roanoke Memorial Hospital. Gov. Kaine said it was an "important initiative to help meet the health workforce and medical research needs of our state, as well as to strengthen the economy of the region."

In the minds of many, Steger will best be remembered for making the impossible a reality. He will be forever credited with negotiating Virginia Tech's entrance into the Atlantic Coast Conference — a 50-year dream-come-true for Hokie fans.

Another of the most memorable contributions of Steger's administration was his role in the Higher Education Restructuring Act, which took effect in July, 2006. Steger was one of the leaders among university presidents to help define a ground-breaking new relationship between the Commonwealth of Virginia and its colleges and universities, which enables greater institutional flexibility and potential for growth. This legislation allows Virginia Tech to perform long-range planning, ensure a stable and predictable revenue stream, and ultimately ensure a quality education for its students.

A hallmark of Steger's administration is his commitment to the students. With Steger's leadership, the university has reaffirmed its core mission of undergraduate education. The university is dedicated to fostering a research-intensive environment that offers students an opportunity to learn the scientific process while enhancing their critical-thinking skills.

Recognizing that students, upon graduation, will be entering a global economy, Virginia Tech initiated a comprehensive International Strategic Plan and has doubled the number of students participating in international education opportunities.

Research activity continues to steadily increase, and the focus of the research enterprise continues to widen. Shortly after Steger took office, the university launched the Virginia Bioinformatics Institute, which in seven years has already secured well over \$50 million in external research funding. Virginia Tech has also partnered with a number of other universities to further leverage its research strengths and resources, including Johns Hopkins University, Wake Forest University, University of Virginia, University of Maryland and Georgetown University.

Concurrent with the expanding research agenda, the university has expanded its outreach efforts like never before. For example, Virginia Tech has partnered in numerous initiatives in Southern Virginia, including the renowned Institute for Advanced Learning and Research (IALR), which are advancing both educational and economic development opportunities.

Virginia Tech remains one of the most competitive institutions in the state. The university received a record 19,579 applications for the class entering in the fall of 2007. Students offered admission raised the academic bar with an average math and critical reading SAT score of 1229 and an average high school GPA of 3.82. The 2007 application pool also was more diverse by gender and race, with greater numbers of Asian, African-American and Hispanic-American students. The university also has established the Virginia Tech Principles of Community, which affirm the university's commitment to civility and respect for all people.

In his previous role as Vice President for Development and University Relations, Steger built a critical base of private support when he led the Campaign for Virginia Tech, which raised more than \$337 million. Today, private support from Virginia Tech's alumni and friends continues to play an essential role in this university community. Last year, the university raised more than \$67 million, a 23.5 percent increase over the previous year.

Steger's ties to Virginia Tech span five decades as a student, professor, dean, vice president and now president. While on the faculty, he twice won teaching excellence

awards. When he became dean of the College of Architecture and Urban Studies in 1981, he was, at age 33, the youngest architecture dean in the nation. His most recent publications include book chapters on the topics of the business of education and the university presidency.

Steger is past-Chairman of the Virginia Council of Presidents and is currently chair of the Virginia Space Grant Consortium. He is a member of the National Council on Competitiveness and the Association of Governing Boards of Universities and Colleges. For his significant contributions to the mission of The National Conference for Community and Justice, he received the NCCJ Humanitarian Award in 2002. The New Century Technology Council awarded him its 2004 Compass Award for visionary thinking and leadership in the field of information technology.

Steger also serves on the boards of several organizations including the Carilion Biomedical Institute, the Council of Higher Education's General and Professional Advisory Committee, the Virginia Business Higher Education Council, the World Institute for Disaster Risk Management, and the Roanoke Economic Development Partnership. He has been appointed by four Governors of Virginia to serve on various boards, study commissions and work groups including, the Steering Committee of the Governor's Higher Education Summit, Virginia Institute for Defense and Homeland Security, Secure Virginia Initiative, and the Board of Directors of the Innovative Technology Authority.

He is a Fellow in the American Institute of Architects, and holds the William C. Noland Award for distinguished service and accomplishments from the Virginia Society of the AIA. The First Virginia Chapter of the National Society of Fundraising Executives recognized him as the Outstanding Fundraising Executive in 1999.

Steger received his Bachelor of Architecture degree, Master of Architecture degree and Ph.D. in Environmental Science and Engineering from Virginia Tech.



University President Dr. Charles Steger congratulates Tech head coach Beth Dunkenburger following the Hokies' opening-round victory over Wake Forest in the 2006 ACC Tournament.

Campus Landmarks



Torgersen Hall, home to Virginia Tech's Advanced Communications and Information Technology Center, provides a high-tech environment in which researchers, teachers and students can interact in innovative and effective ways. The building includes high-tech auditoriums, observational booths for watching and taping experimental teaching techniques, the CAVE – Tech's sophisticated virtual reality environment for advanced research and learning, and an electronic reading room occupying the arch that spans Alumni Mall.




The Duck Pond provides a peaceful respite for students, faculty, staff and visitors – as well as for flocks of ducks and geese. The pond was created in 1937. A smaller pond, just north of the Duck Pond, is known as the Ice Pond – so called because it was the source of ice for the campus until a refrigeration plant opened in 1898-99.



The focus of student campus activity and the hub of much of the performing and visual arts at the university, Squires Student Center contains theatres, the Perspective Art Gallery, the Black Cultural Center, pool tables, bowling lanes, restaurants, ballrooms and administrative offices for many student organizations. The original student center, built in 1937, has undergone several major renovations, but the facade of the original building is visible in the second-floor lobby area.



Col. William B. Preston established the Smithfield estate – named for his wife, Susanna Smith – in 1772 after an earlier settlement known as Draper’s Meadow was wiped out in an Indian massacre. The oldest part of the existing house was built in 1790. A state historic landmark, Smithfield is open for tours April through November. Call (540) 951-2060 for details.



Constructed in 1902, The Grove serves as the residence for Virginia Tech presidents and their families. Today, besides fulfilling its original function, it also is the guest residence for visiting dignitaries and serves as a reception facility.



Jim Weaver

Director of Athletics



James C. Weaver, whose innovative ideas and work as a reformer have made him one of college athletics' most popular administrators, is the director of athletics at Virginia Tech.

Weaver, 61, was appointed on Sept. 24, 1997 and has been a tireless leader on behalf of Tech athletics.

In his years on the job at Tech, Weaver has taken steps to place increased emphasis on projects benefiting student-athletes. He created a comprehensive awards program for letterwinners and has initiated and funded an annual awards banquet. The Monogram Club was revitalized in 1998 and provides several benefits to former Hokie athletes, trainers and managers.

A top personal priority for Weaver is the continuing improvement of Tech's facilities. Progress is evident in a number of projects which have recently concluded, while several major endeavors are on the horizon.

The remodeling of Lane Stadium's west side

was completed in time for Tech's 2006 home opener. It involved the construction of additional new luxury suites, a new President's area, four private club seating areas, a ticket office, athletic fund offices, a memorabilia area and a new student academic services area. In addition, a satellite truck staging area was constructed on the west site for local television stations to use.

A \$11 million basketball practice facility has been approved by the Board of Visitors. It will boast two practice gyms, a 10,000 square-foot Olympic Sport weight room, a 3,000 square-foot basketball weight room, coach offices, film rooms and locker rooms. Groundbreaking is projected for summer 2008 so as to be finished in time for the 2009 basketball season.

Weaver presided over Tech's move into the Atlantic Coast Conference in 2004-05, when Virginia Tech and Miami were officially introduced as the 10th and 11th members of the ACC, effective July 1, 2004.

Weaver renegotiated Tech's multimedia rights contract with ISP Sports, creating a new business relationship and enhanced revenue for the athletics department. In the Fall of 2000, Weaver arranged a joint venture with ISP to commit \$2 million to purchase new scoreboards, upgrade sound systems, install an L.E.D. video display screen at Lane Stadium (which was enlarged for the 2005 season) and place two wall-mount L.E.D. video screens in Cassell Coliseum.

Weaver came to Tech from Western Michigan University where he was director of athletics from January, 1996 until he came to Blacksburg.

Prior to that, he was AD for three and a half years at UNLV, where he reconstructed a troubled athletic department.

Weaver brings a "Penn State mentality" to the position. He says that various schools' interest in him as a reformer through the years can be traced to Penn State and its reputation for how it conducts business in intercollegiate athletics.

It was with the Nittany Lions' football team that Weaver first made a name for himself in athletics. He was a center and linebacker on Penn State teams coached by the legendary Rip Engle and Joe Paterno.

A native of Harrisburg, Pa., Weaver was recruited to Penn State by Engle. He played three seasons under Engle and one under Paterno, who is still the coach of the Nittany Lions.

"I learned a lot from Joe Paterno," Weaver says. "One thing he said certainly has stuck with me. 'You either get better or you get worse. You never stay the same.'"

Weaver graduated from Penn State in 1967 with a bachelor's in psychology and rehabilitation education. He received a master's in college counselor education, also from Penn State, in 1968.

Weaver started a coaching career as an assistant at Penn State for six seasons. During that time, the Lions played in five bowl games - the Cotton, Gator, Sugar and Orange (twice).

He later was the offensive coordinator at Iowa State and head coach for one season at Villanova in 1974. He also spent five years as an assistant professor at Clarion State and three years as director of franchise sales at Athletic Attic.

Prior to landing the athletic director's job at UNLV, Weaver spent nine years at the University of Florida. He was a strong force at Florida in the field of compliance and concluded his time there as associate athletics director.

Weaver drew rave reviews at UNLV for his fund-raising expertise. He generated nearly \$15 million.

While at Western Michigan, Weaver announced creation of a \$7 million football center, stabilized fluctuating revenues and installed a CHAMPS Life Skills program.

Weaver and his wife Traci have four sons - Josh, Paul, Cole and Craig.



Administration & Staff



Sharon McCloskey

Senior Associate Athletics Director and Senior Woman Administrator

Responsibilities: Department administrator for football and women's basketball. Oversees women's lacrosse, women's soccer, softball, strength and conditioning, sports medicine and the equipment room.

Joined VT Staff: 1984

Record at Virginia Tech: Senior associate athletics director (since 1995) and senior woman administrator (since 1988); interim athletics director (1997); assistant athletics director (1992-95); first woman in college athletics to hold position of recruiting coordinator in Division I (1988-92); Virginia Tech football office receptionist and recruiting secretary (1984-88)

Education: Virginia Tech, 1979

Of Note: As recruiting coordinator, McCloskey proved to

be one of the most innovative people in the field. She completely reorganized the schedule for official recruiting visits by making academics the highlight of the visit. All aspects of university life were included in the visit for the prospective student-athlete. She lined up various meetings with professors and department heads, and key figures on campus.

As Tech's liaison for NCAA certification, a process the NCAA uses to ensure integrity in collegiate athletics, McCloskey coordinates periodic department self-study and review teams.

She served as tournament manager for the first two rounds of the NCAA Women's Basketball Championship in 1999 and again in 2004.



Jon Jaudon

Associate Athletics Director for Administration

Responsibilities: Jon Jaudon is responsible for the areas of sport administration, compliance and student life, while also serving as the department's liaison to the provost's office for athletic academic advising. He oversees the sports of baseball, men's soccer, men's and women's swimming and diving, volleyball and wrestling. Jaudon serves as the Chair of the Wrestling Committee and serves on the officiating committee for the ACC.

Joined VT Staff: 1999

Prior to Virginia Tech: Assistant athletics director, University of Texas at Austin (1997-1999); academic counselor at UT Austin (1991-1997); academic counselor at University of Florida (1985-1991)

Education: University of Florida, 1985 (master's); University of Florida, 1983 (undergraduate)

Of Note: At Texas, Jaudon oversaw the academic programs for all of men's athletics. During his tenure at Texas, he personally counseled athletes in football, basketball and baseball.

Texas enjoyed unprecedented academic success during Jaudon's years of service. In 1996, Jaudon earned the James W. Vick Texas Excellence Award for academic advising.

A native of Bradenton, Fla., Jaudon worked as an academic counselor at the University of Florida before going to Texas.

While pursuing his graduate degree he coached baseball at Santa Fe Community College (1983-85).

Family: Wife Marcia; daughter Megan and son Jared.



Tom Gabbard

Associate Athletics Director for Internal Affairs

Responsibilities: Tom Gabbard is in charge of new construction and maintenance, supervises Tech's facilities managers and game operations and is responsible for the sports of men's basketball, men's and women's track and cross country. He oversaw the construction of the new west side addition to Lane Stadium and all the other recent construction projects in the athletics department.

Facilities upgrading over the last seven years has been continuous, and will have on-going emphasis in the future. Over \$115 million of facilities upgrades have either been completed or planned since Gabbard and Jim Weaver arrived at Virginia Tech. He will oversee construction of the new men's and women's basketball practice facility.

Joined VT Staff: 1998

Prior to Virginia Tech: Assistant athletics director for administration at UNLV (1996-1998); director of administration at UNLV (1992-96)

Education: University of Florida, 1968 (BSBA)

Of Note: Gabbard has directed the men's national golf championship, NCAA regionals and conference championship tennis at Virginia Tech. He is currently a member of the ACC golf committee.

Gabbard and Weaver were instrumental in several major facilities projects at UNLV, including the construction of the Lied Athletic Complex, Wilson Baseball Stadium, Fertitta Tennis Complex and the Redd Basketball Offices.

Gabbard came into athletics due to his experience with building construction. He had a 20-year real estate career in Florida before joining Weaver's staff at UNLV.

Gabbard is a Vietnam veteran (1970-71) who achieved the rank of first lieutenant in the U.S. Army's artillery branch.

Family: Wife Nancy; children Eric and Cyndi (Krupa); three grandchildren.



Randy Butt
Associate Athletics Director for Financial Affairs

Responsibilities: Oversees the annual operations budget, all financial reporting, the business office, day-to-day operations, department liaison to the University Office of Budget and Financial Planning, Internal Audit, Auditor of Public Accounts. Butt has monitored revenue and expenditure growth from \$6 million in 1986-87 to more than \$49 million in 2006-07. Oversees the ticket office, human resources, information technology and the men's and women's tennis programs as well as the tennis center.

Joined VT Staff: 1986
Prior to VT: Accountant for The Kroger Company in Roanoke, Va.

Education: National Business College, 1992 (BBA); Virginia Tech, currently working toward Master's degree.

Of Note: Butt joined the staff as assistant business manager and was elevated to his current position in April, 2002. He is a life-long resident of the area and attended the same High School (Shawsville) as women's basketball coach Beth Dunkenberger. Butt has been a member of the University's Leadership Development program since 1999.

Family: Wife Debi; daughters Mallory, Casey and Lianna.



Tim East
Associate Athletics Director for External Affairs

Responsibilities: Directly supervises marketing and promotions, athletics communications, hokiesports.com and Hokiesports the Newspaper. East is the department's liaison with ISP Sports, the exclusive multi-media and advertising rights holder for Virginia Tech athletics. East helps the department to identify and pursue new business opportunities.

Joined VT Staff: 1994
Prior to Virginia Tech: Marketing manager, VP International (publisher of Golf Illustrated magazine); Associate athletic development and marketing director, Long Beach State

(1988-91); Assistant director of marketing and promotions, Miami (1986-88)

Education: St. Thomas University; Florida State University, 1985 (undergraduate)

Of Note: East joined the staff as director of promotions in 1994 and was promoted to director of marketing and promotions in 1995. Only one year later he was named assistant athletics director for marketing and promotions. During his 12 years on the staff, East has overseen all marketing and promotional aspects for the Hokies 21 varsity sports.



John Ballein
 Football Operations



Mike Gentry
 Athletic Performance



Mike Goforth
 Athletic Training



Chris Helms
 Academic Support



Pam Linkous
 Human Resources



Jeremy Wells
 Ad Promotions



Lu Merritt
 Development



Tim Parker
 Compliance



Dave Smith
 Athletics Communications



Sandy Smith
 Ticketing Services



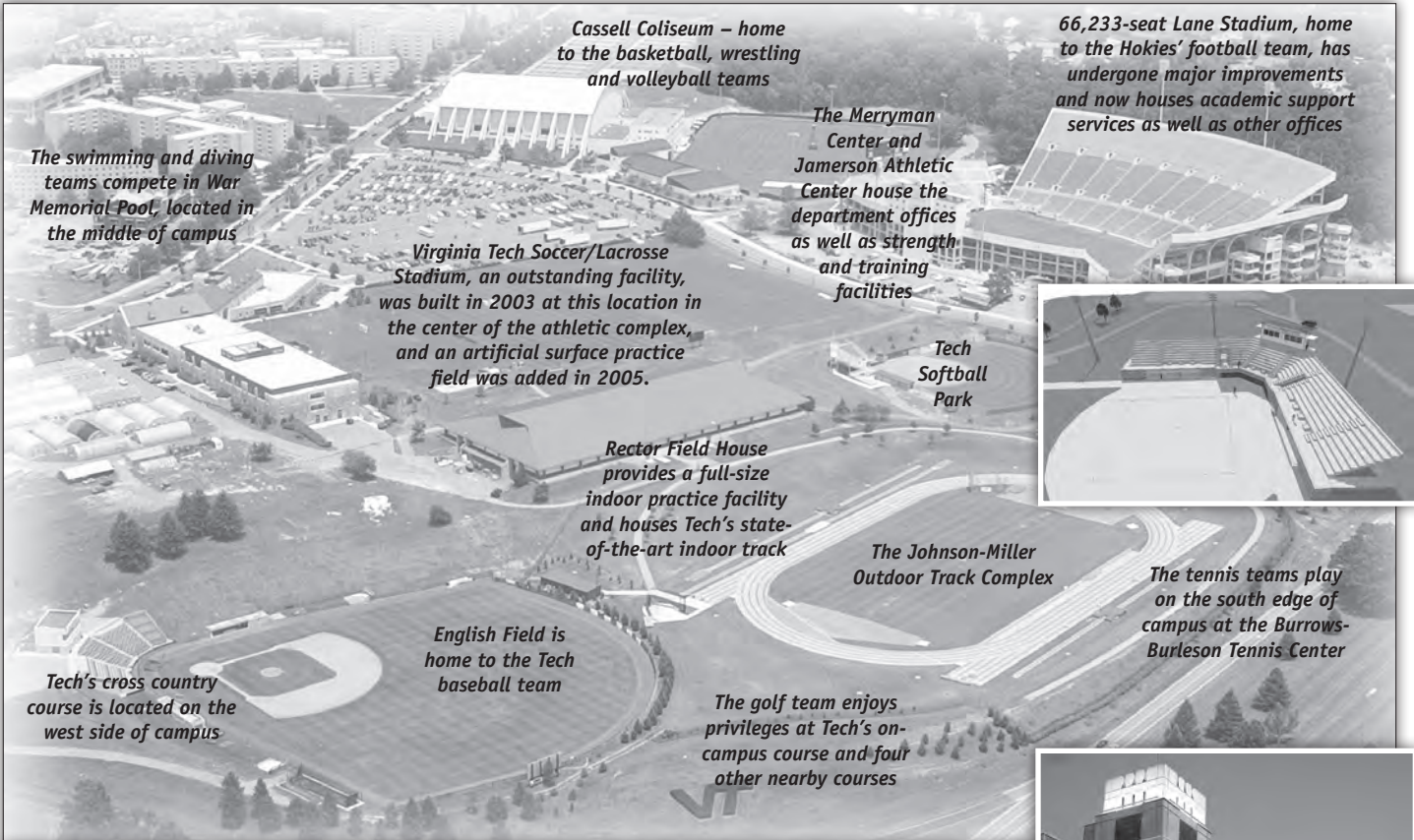
Cara Walters
 Game Operations



Russ Whitenack
 Monogram Club

Athletic Complex

ATHLETIC COMPLEX



Cassell Coliseum – home to the basketball, wrestling and volleyball teams


66,233-seat Lane Stadium, home to the Hokies' football team, has undergone major improvements and now houses academic support services as well as other offices

The swimming and diving teams compete in War Memorial Pool, located in the middle of campus

The Merryman Center and Jamerson Athletic Center house the department offices as well as strength and training facilities

Virginia Tech Soccer/Lacrosse Stadium, an outstanding facility, was built in 2003 at this location in the center of the athletic complex, and an artificial surface practice field was added in 2005.

Tech Softball Park



Rector Field House provides a full-size indoor practice facility and houses Tech's state-of-the-art indoor track

The Johnson-Miller Outdoor Track Complex

The tennis teams play on the south edge of campus at the Burrows-Burleson Tennis Center


English Field is home to the Tech baseball team

Tech's cross country course is located on the west side of campus

The golf team enjoys privileges at Tech's on-campus course and four other nearby courses

The new West Side Expansion of Lane Stadium houses the Student Athlete Academic Support Services offices as well as an all-sports memorabilia area.





Cassell Coliseum rocks for Hokie basketball games



The Merryman Center Weight Room



The Merryman Center



The Pete Dye River Course of Virginia Tech



War Memorial Pool




Tech Softball Park



Rector Pavilion and outdoor courts at Burrows-Burleson Tennis Center



Virginia Tech Soccer Stadium



Rector Field House

Success Story

ACC Allows Great Achievements and Visibility

Virginia Tech has a long and proud athletic tradition, but the Hokies have really seen their success and visibility grow immensely over the past few years. For the ever-growing legion of Tech fans, the most exciting part is that the future looks even brighter.

On July 1, 2004, Virginia Tech officially became a member of the prestigious Atlantic Coast Conference – a move that has already helped the Hokie athletics program grow even stronger.

Tech competes at the Division I level of the NCAA, and with a total of 21 varsity sports, 11 for men and 10 for women, Virginia Tech provides generous opportunities for athletes (and fans) to get in the Hokie huddle.

The success – and bright outlook – of Beth Dunkenberger's women's basketball program is only part of the story.

Tech's nationally known football team has had unprecedented success over the past decade. The Hokies have played in 14 consecutive bowl games. Last year, the Hokies won 10 games and played in the Chick-fil-A Bowl in Atlanta. The Tech football team captured the ACC Championship in its inaugural season in the league, won BIG EAST Championships in 1995, 1996 and 1999, and played for the National Championship in the 2000 Nokia Sugar Bowl.

In 2005, Spyridon Jullien won NCAA titles in the indoor weight throw and the outdoor hammer throw, bringing the school its first-ever NCAA Championships in any sport. During Jullien's senior year, he again won the weight throw during the indoor season and captured the hammer throw title at the NCAA Outdoor Championships.

The women's basketball team advanced to the postseason again last year, marking the 12th time

in the past 14 years that the Hokies have made it to the postseason. The men's basketball team received a bid to the NCAA tournament last year and finished with a 22-12 record including a sweep of North Carolina and a victory at Cameron Indoor Stadium over Duke. Also, the women's track team captured the 2007 ACC Outdoor Championship.

In the fall of 2005, the men's soccer team earned its highest ranking ever and received a first-round bye in the NCAA Championships. The softball team has advanced to the NCAA tournament the last three years and won both the 2007 ACC regular season and tournament titles. The women's soccer team reached the postseason for the first time in its history during 2004 and earned the ACC sportsmanship award in 2005.

In 2001, the Hokie golf team won a nation's-best six tournaments, including the BIG EAST Golf Championship and went on to record an eighth-place finish at the 2001 NCAA Golf Championship. Last year, the Hokies tied for the ACC tournament title and made a return visit to the NCAA tournament.

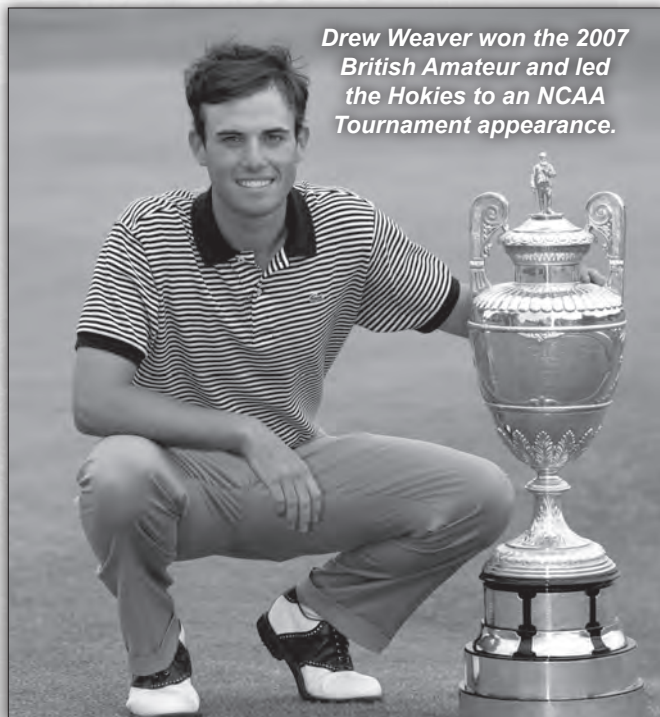
Tech's baseball team and men's tennis teams have also participated in NCAA postseason competition in recent years, as have individuals from wrestling, tennis, swimming, golf, cross country and track & field.

Prior to joining the ACC, Virginia Tech was a charter member of the BIG EAST Football Conference since 1991, and a member of the BIG EAST in all other sports except wrestling from 2001 to 2004.



Spyridon Jullien won four NCAA titles.

Drew Weaver won the 2007 British Amateur and led the Hokies to an NCAA Tournament appearance.




Freshman Queen Harrison earned All-America honors in both the 100mH and 400mH.







The women's track & field team captured the 2007 ACC Championship and advanced to the NCAA Championships.



The Hokie softball team celebrates an ACC championship in 2007.

Virginia Tech has one of the nation's top athletic programs, and Cassell Coliseum is one of the most exciting venues in college sports.



Blacksburg, Virginia

The Home of Virginia Tech is College Town, U.S.A.

BLACKSBURG, VIRGINIA



One of America's best college towns, Blacksburg is a perfect setting for Virginia Tech.


Located in Southwest Virginia on a plateau between the Blue Ridge and Alleghany Mountains, Blacksburg combines the laid-back lifestyle of a small town with the amenities one would expect to find in a major center of higher education. Together, the town and university have worked hard to create a progressive community that ranks among the nation's elite living environments.



Virginia Tech and the Town of Blacksburg gained national and international attention by creating the world's first "electronic village." Businesses and industries have been drawn by the potential of the quaint town.

Established in 1798 by John and William Black, the town is surrounded by scenic mountain views that accentuate the area. Since its founding, Blacksburg has grown to become the largest town in Virginia.

The nearly 42,000 residents (including students) enjoy close proximity to a variety of recreation areas such as the Blue Ridge Parkway, Appalachian Trail, Claytor Lake and the New River. The region features a moderate climate and four distinct seasons.

Blacksburg's location (adjacent to major interstate highways) provides convenient access to most points in the southern and eastern parts of the country.





BLACKSBURG, VIRGINIA

07-08 BASKETBALL • 47


HOKIES



The Virginia Tech Athletics Department has excellent facilities and personnel to provide comprehensive support to its student-athletes by creating an atmosphere conducive to their overall success.



STUDENT-ATHLETE SUPPORT



SAASS

Student Athlete Academic Support Services

Providing the Tools Needed for Success in the Classroom

The success of Virginia Tech's women's basketball program rests largely on the academic progress of each student-athlete. The academic performance of Tech student-athletes has improved each year due in part to the Student Athlete Academic Support Services (SAASS).

The Virginia Tech graduation rate for student-athletes has risen significantly in recent years and will be a school-best 76 percent for 2007. This marks the fourth time in the last six years that Virginia Tech's student-athlete graduation rate has been 70 percent or better.

The Virginia Tech women's basketball program has been an integral part of this recent academic success.

In addition to posting impressive graduation figures, current Virginia Tech student-athletes continue to excel in the classroom. For the 2006 calendar year, 449 3.0 GPA's were earned by student-athletes, student trainers, student managers, cheerleaders and HighTechs. These student-athletes and students from support areas

were recognized at the Athletic Director's Honors Breakfast last spring.

Student-athletes are the most visible student component of a university. They entertain thousands of fans, students and alumni. Their athletic abilities and achievements are the primary focus for national media attention. Athletic events bring back not only faithful alumni, but are a welcome mat for potential new students.

Student-athletes devote many hours to practice, conditioning and training that are not required of all students. Due to their time commitment and their high visibility, it is an obligation and in the best interest of the university to supply these students with services which will allow them to maximize their academic potential.

The Virginia Tech SAASS office is committed to providing fundamental and supplemental programming, consistent with university and NCAA policy, aimed at enhancing each student-athlete's educational experience.

Stakeholders of the office's mission include student-athletes and their families, the university community, coaches and athletics administrators. SAASS seeks to develop relationships with its stakeholders that are founded on trust and respect, and provides the following services to accommodate their needs:


- University and NCAA information
- Orientation
- Academic assessment
- The development of an effective student life program
- Appropriate referrals
- Monitored study environments
- Tutorial programs
- State-of-the-Art technological learning assistance
- Student-athlete academic performance evaluations


The expectations of the Virginia Tech community are that each student-athlete achieves their maximum academic and athletic potential. With the proper assistance, facilities and encouragement, these potentials can become a reality.

SAASS provides programming for student-athletes from their freshman year through graduation. This includes a comprehensive orientation to Tech, study hall, mentoring, tutoring, academic monitoring, academic recognition and eligibility education. Additionally, student-athletes are referred to and encouraged



The new West Side Expansion of Lane Stadium houses the Student Athlete Academic Support Services offices.





Student Athlete Academic Support Services Assistant Director Katie Ammons works with freshman Andrea Borbour in her office located in Lane Stadium.

to take advantage of other campus agencies charged with helping students in their academic pursuits.

In the 2006-07 academic year, the SAASS office moved to the West Side of Lane Stadium. Here, student-athletes have access to state-of-the-art technology, quiet study facilities, individualized tutorial rooms, and direct access to the SAASS staff. This complex is the focal point for the Athletics Department, both aesthetically and pragmatically, and provides a centralized place for student-athlete services.

The new facility features:

- More than 18,000 square feet of functional space
- 10 Staff Offices
- 18 Private Tutor Rooms
- State-of-the-Art Classroom
- 45-Station Computer Lab
- Three Reading/Study Rooms
- Conference Room
- Reference Library

Together, these spaces provide the student-athletes with a variety of study environments conducive to their success. Athletes can use these facilities between classes, after practice or in the evenings, with flexible hours tailored to make the most of a student-athlete's limited time.

Chris Helms, in his ninth year at Tech, is the director and is responsible for the development and leadership of the Student Athlete Academic Support Services office.

Colin Howlett begins his 11th year with Virginia Tech and serves as an associate director in the SAASS office.

In addition to assisting the director in all facets of the program, Howlett oversees the advisement of football student-athletes with regard to satisfactory progress, eligibility and degree completion as set forth by the NCAA, ACC and Virginia Tech.

He also helps coordinate support services for the football program, including tutorial support, mentoring, organized study table and major and career counseling. In addition to these responsibilities, Howlett assists in the recruitment, academic evaluation and admissions of prospective student-athletes.

Howlett came to Tech from the University of Maine, where he served for a year and a half as an academic advisor for the athletics department.

Some of his other experiences includes academic advisement for student-athletes at Austin Peay State University and the University of Southern Mississippi.

Howlett earned his bachelor's degree in business administration at Susquehanna University and received his master's in athletic administration from Southern Miss. A native of Allentown, Pa., he and his wife, Lisa, have two daughters, Natalie and Erika.

Katie Ammons is an assistant director who begins her ninth year and works with the men's and women's basketball, men's and women's cross country and men's and women's track programs. Ammons is also in charge of the operation of the computer labs and other computing resources available for student-athletes. Ammons is a former standout Hokie student-athlete.

Sarah Armstrong, assistant director, begins her

third year as a full-time member of the SAASS staff. Armstrong has undergraduate and graduate degrees from Virginia Tech and previously served as an intern in the SAASS office. She works alongside Howlett and is responsible for providing academic programming for the freshman football students. Armstrong is also in charge of coordinating SAASS's tutorial program.

Jessica Hegr begins her third year with SAASS and works with student-athletes from the sports of baseball, softball, men's and women's swimming, men's and women's tennis, as well as the managers, trainers, cheerleaders and HighTechs.

Dr. Peggy Weiss and Melissa Daigneault serve as the learning specialists for the SAASS unit and have developed the Learning Assistance Program to help support student athletes and teach them more effective ways to study and perform well academically. Weiss and Daigneault work in collaboration with the office of Services for Students with Disabilities and with all of the SAASS academic coordinators.

Joseph Goodman, systems administrator, is in his third year with the SAASS program. He provides SAASS and student athletes with the expertise to maintain and secure the Windows computer lab and linux servers, develop web-based applications to enhance SAASS programming, and apply web-based applications using open source products to enhance education.

Terrie Repass begins her 33rd year of service at Virginia Tech. She serves as the office secretary and "first contact" person for SAASS. She is responsible for organizing special events and meetings for the office. Repass prepares all accounting, purchasing and travel transactions for the office.



Student-athletes posting at least a 3.0 GPA are recognized at the annual Athletic Director's Honors Breakfast.

Academic Support Services Mission and Programs

The Virginia Tech Student Athlete Academic Support Services office is committed to providing fundamental and supplemental programming, consistent with University and NCAA policy, aimed at enhancing each student-athlete's educational experience. Following is a summary of the programs SAASS offers:

Athletic Transitions

All Freshman Student-Athletes

A required course designed to ease the transition from high school to college.

Orientation

All Freshman and Transfer Student-Athletes

Team and individual orientation sessions are scheduled.

Tutoring

All Student-Athletes

Individual and group tutoring appointments are available on-site.

Advising-Counseling

All Student-Athletes

SAASS works closely with each student's academic advisor within the college of their major.

Academic Progress

All Freshman and Transfer Student-Athletes

Academic progress reports are sent from the student-athlete's professors to his or her athletic academic advisors twice each semester.

HEAT Lab

All Student-Athletes

The HEAT (Hokies Engaged in Advanced Technology) Lab is a computer-integrated learning environment conveniently located in the SAASS facility.

Academic Recognition

Qualified Student-Athletes

Student athletes with a GPA of 3.0 and above are recognized at the end of each semester as member's of the Athletic Director's Honor Roll. Those with a 3.0 for the academic year are placed on the ACC Honor Roll.

Study Hall

All Freshman Student-Athletes and Upperclassmen with a GPA Below the Team Requirement

Study Hall is mandatory for all freshman, transfer, and currently enrolled students with an overall GPA below 2.30.

Academic and Athletic Eligibility

All Student-Athletes

Academic records are monitored to ensure that all student athletes are making progress towards their degree.



Graduation at Lane Stadium is the ultimate academic goal of student-athletes at Virginia Tech.



Head coach Beth Dunkenberger with 2007 women's basketball graduates (l to r) Megan Finnerty, Rayna DuBose, Nare Diawara, Brittany Anderson and Kirby Copeland.

Computer Services Department

Another example of Virginia Tech's commitment to providing its student-athletes with the best academic resources possible is the presence of the Computer Services department, under the direction of Tommy Regan and Chris Mayer.

Because all Tech students are required to own computers, the Virginia Tech athletics department helps its scholarship athletes fulfill that requirement by providing them with state-of-the-art laptops equipped with the most recent software.

In addition to procuring laptops for the athletes, the office also addresses hardware and software needs for the student-athletes and the entire Virginia Tech athletics staff.

Both Regan (R) and Mayer are graduates of Virginia Tech.



Student Life

Assisting in the Development of the Total Person

Led by the Virginia Tech Student Athlete Advisory Committee, Hokie student-athletes volunteered over 1,400 hours in the local community in the past year. In addition, over 400 Virginia Tech student-athletes earned a 3.00 grade point average during one or both semesters in 2006. The accomplishments are even more amazing in the context of the 2006-2007 athletic seasons being some of the most successful in Virginia Tech history.

The Virginia Tech Athletics Office of Student Life is under the direction of Patricia Lovett, the Coordinator of Student Life, who came to Tech from Murray State University. The programs and services implemented by the Virginia Tech Athletics Office of Student Life are inspired by the NCAA/CHAMPS Life Skills Program. The program was honored for its commitment to serving the good of the student-athletes by the Division I-A Athletic Director's Association as a Program of Excellence.

Student Athlete Advisory Committee

Lovett advises the Virginia Tech Student Athlete Advisory Committee (SAAC). Two members of each sport team serve on SAAC each academic year. The leadership team during 2006-2007 was Lindsay Pieper, lacrosse, president; Coleman Collins, men's basketball, vice-president and Samantha Ference, women's cross country, secretary. Highlights of the 2006-2007 SAAC include the first student-athlete formal dance in January, a toy drive competition among the sports teams for the Montgomery

County Christmas store collecting over 1,200 toys, a canned food drive competition versus University of Virginia's SAAC (donating over 4,000 canned foods to the local food banks) and participating in Virginia Tech's Relay for Life. For the first time in school history, SAAC has sponsored two members on Homecoming Court - Bryan Collier (men's soccer) and Jessica Botzum (women's swimming and diving).

Personal Development

Virginia Tech student-athletes welcomed Michael Franzese to campus in November. Franzese, the son of a kingpin in New York's Columbo crime family, talked to student-athletes about the downfalls of gambling and the importance of integrity in themselves, their athletics and their community. Student-athletes obtain personal development education through workshops and mandatory speakers. Topics covered in these presentations include appropriate campus and community conduct, media relations, sport psychology, drug and alcohol education, sports agent relations, gambling and healthy relationships.


Career Development

Virginia Tech student-athletes are savoring their collegiate athletic experiences with the understanding that upon graduation, they will need to have a job secured. The Office of Student Life works with Becca Scott in the Virginia Tech Career Services Center to create programs designed to teach student-

athletes why they are much sought after for their transferable skills (resiliency, time management, teamwork, competitiveness, ambition). For the first time, student-athletes had the opportunity to participate in a mock interview night with company representatives from Wolseley North America, Northwestern Mutual Finance and Newell Rubbermaid. In addition to the mock interview night, student-athletes are offered workshops on topics such as resumé design, career fair etiquette, interview attire and mini-career fairs. Student-athletes are encouraged to participate in on-campus interviewing and eRecruiting along with securing internships and co-ops during their college careers.

Academic Excellence

The Virginia Tech Athletics Office of Student Life is responsible for nominating student-athletes for academic honors and awards. Athletes are nominated for on-campus, Atlantic Coast Conference and national awards. Student-athletes with a 3.0 GPA are rewarded each semester by being honored on the Athletic Director's Honor Roll. The 2006 calendar year listed 449 student-athletes with this honor, a 20 percent increase from the 2005 calendar



The women's basketball team is active in the community, serving as volunteers at the New River Valley Food Bank as well as ambassadors at the annual Special Olympics regional basketball tournament.



Over 100 local area children attended a basketball clinic hosted by the Virginia Tech Women's Basketball team last December.

year, Andrew Montgomery (men's cross country) and Jessica Botzum (women's swimming and diving) received the Skelton Award for Academic Excellence in Athletics, is given to one male and one female student-athlete who demonstrate leadership, outstanding academic excellence and community involvement. The recipients of the award receive a \$5,000 scholarship donated by Dr. Bill and Peggy Skelton. Several athletes from the women's basketball team have received various academic awards. Four Hokies made the Athletic Director's Honor Roll in 2006. Laura Haskins was named to the 2006 Virginia Tech All-Academic Team for attaining the highest GPA on the women's basketball team. Brittany Cook

and Laura Haskins were named to the 2007 All-ACC Academic Women's Basketball Team.

Community Outreach

As stated earlier, the Virginia Tech student-athletes were involved more than ever in the local community. Having volunteered over 1,400 hours in the schools, community groups and hospitals, the student-athletes are setting a high precedent for all involved with the program.

Last year the Virginia Tech women's basketball team hosted a basketball clinic for the Upward Basketball Program on December 30th, at Cassell Coliseum. Upward is a sports ministry designed for boys and girls in kindergarten through

eighth grade. There was about 100 local children from Christiansburg and Blacksburg area who participated in the clinic.

Under the "Hokies with Heart" umbrella, each sports team has a community partner with which it volunteers time and hosts at a home Game to honor the partnership program. Each athletic team at Virginia Tech is encouraged to select one local charity or group on which to focus its philanthropic efforts throughout the year. Britney Anderson received the Virginia Tech ACC Top Service for Six Award for her community service efforts for 2006-07. The women's basketball team partners with Shawsville Elementary School.

Athletic Performance

There's much more to athletic performance than weight training. Always striving to stay on the cutting edge, Virginia Tech has combined strength and conditioning with nutrition and sport psychology to benefit its student-athletes. At Tech, these areas are part of the student-athletes' preparation – not just for game day, but also for life after college. Virginia Tech tries to provide the best services, facilities and support staff for all of its student-athletes, to make them better athletes and better people.

Strength & Conditioning

One of the most important aspects of a successful college women's basketball program is its strength and conditioning program. Before the lights ever come on, before the players run out of the tunnel and through the smoke for the first game and before the first basket is ever scored for a season, the Hokies work on getting themselves physically prepared for the rigors of the season.

Thanks to Assistant Athletics Director for Athletic Performance Mike Gentry and Jamie Meyer, strength and conditioning coordinator for Olympic sports, the Virginia Tech strength and conditioning program is among the best in the nation, helping to make the women's basketball program one of the best as well.

One of the main support centers of Tech women's basketball is the strength and conditioning program. The results of hard work by the staff and the student-athletes have paid huge dividends for the program.

The team trains in the 17,000-square foot training center on the first level of the Merryman Athletic Center. The weight room facility features free-weight equipment, a full line of Hammer strength equipment, 12 platforms and a 6,000-square foot state-of-the-art speed and agility room.

Tech also has the use of a 10-by-40-yard sand pit located outdoors and adjacent to the weight room. This pit is used for resistive running drills to improve speed. The Hokies also have the practice fields for use in running drills.

Virginia Tech student-athletes also have

access to the Jim "Bulldog" Haren Weight Room. Located in Jamerson Athletic Center, the 5,000-square foot weight room was officially dedicated in September 1985 to Haren, a former Hokie football player and long-time supporter of the Virginia Tech Athletics Department. With the two facilities, the Hokies have more than 22,000-square feet of strength and conditioning training space.

The Women's Strength Challenge, established to push athletes to even higher levels, debuted last year. The competition included women's basketball, soccer and volleyball athletes and will be expanded this year to include all women's sports. The challenge is comprised of six events featuring each athlete's strength, agility and overall fitness. Women's basketball player Utahya Drye won the stadium climb by running up the Lane Stadium East Side, a total of 111 rows, in 36 seconds. Britney Anderson, a senior on last year's team, was named a strength and conditioning All-American by the National Strength and Conditioning Association.

Meyer, who primarily works with the women's basketball team, is a graduate of Virginia Tech and received her B.S. in human development in 2003. She finished her master's degree in sports sciences at Ohio University in 2004. Meyer also holds a CSCS certification and is a USA weightlifting coach.

Sam Brown, a former Virginia Military Institute football player, and former Hokie football player Mason Baggett are graduate assistants for the strength and conditioning program.



Jamie Meyer (left), the primary strength coach for women's basketball, briefs the Hokies on the day's workout in the agility room.



The Hokies take part in a great variety of strength and conditioning exercises and competitions to work toward their goals and keep their workouts interesting and productive.

Sports Psychology

Virginia Tech offers another important service to all of its student-athletes — sport psychology. Dr. Gary Bennett coordinates the sport psychology department, which offers psychological and performance enhancement services for student-athletes. Bennett also works closely with the Cook Counseling Center.

Bennett meets with student-athletes on an individual basis for personal counseling and to discuss the mental aspects of the game. He also works on team building, communication and performance enhancement.

Mike Gentry, assistant AD for athletic performance, said, "I've always felt that (sport psychology) was an important element. We want to be a holistic model of an athletics department, and we wanted to and needed to include sport psychology in that model."

"We try to address all the various factors that affect student-athletes' performance on and off the field," Bennett said. "We believe we can help athletes perform better by addressing those concerns."

The sport psychology department also offers an injury group to afford injured athletes the opportunity to meet with other injured athletes and talk about their recovery process. Injured athletes may also meet individually with the sport psychologists. On average, the psychologists conduct 20 individual sessions per week and meet weekly with teams as the need arises.

One of the sport psychology resources is the Dynavision 2000, a unique conditioning and training program designed to increase focus and concentration, improve coordination and visuomotor reactions and increase peripheral


awareness. Virginia Tech is privileged to be one of only a handful of schools with this cutting-edge technology.

The response to the sport psychology program has been positive. The student-athletes are very receptive to the services offered by the doctors. The sport psychology office reaches out to athletes who may not have considered going to the counseling service that is offered to all students at Virginia Tech.

"It is a great resource for our coaches and our athletes," Gentry said. "We've improved a lot in areas of strength and conditioning, nutrition and in sport psychology. It's all about becoming a well-rounded athletic program and helping student-athletes. We want to give them all the resources we can, to put them in a position to be successful."

Formula for Success

- preparation
- positive attitude
- Playing with confidence
- Staying focused
- executing your



Dr. Gary Bennett coordinates the sport psychology department

Sports Nutrition

Educating Student-Athletes About the Best Food Choices

Eating healthy and choosing nutritious diets are important aspects of a Virginia Tech student-athlete's life and that's why in July 2002, the athletics department implemented the sports nutrition program. Amy Freel serves as the director.

Freel works individually with student-athletes to provide them with information they need on their diet. She provides individual players with diet counseling on issues such as gaining lean muscle mass, losing body fat, and eating choices to improve performance.

She also designs preseason menus, snacks and training table menus for the women's basketball team.

"It is extremely beneficial for our student-athletes to have nutrition education and

counseling available to them in order for them to remain successful in their sports and outside of athletics," Freel said. "The individualized nutrition education allows the athletes and me to get very specific on their nutritional, personal and sport-specific goals."

Also in July 2002, the Virginia Tech Athletics Department purchased the BodPod body composition system. Tech is one of a handful of college athletic departments using this type of technology. The BodPod is found in many professional training facilities, such as the NFL and Major League Baseball. It accurately measures body composition (percent of body fat, lean muscle mass and fat mass) through air displacement within five minutes. Research has shown that an increase in lean muscle mass will increase athletic performance. The Sports Nutrition Program has helped countless Tech athletes maximize their athletic performance.



Amy Freel uses the BodPod (above) to measure body composition and talks with Amber Hall and Lakeisha Logan about making good food choices.

Sports Medicine

The Virginia Tech Sports Medicine Department is an ever-changing and developing unit that strives to provide the most current and comprehensive care to all student-athletes. Under the leadership of Mike Goforth, assistant director of athletics for athletic training, the department is constantly evolving to incorporate new ideas and state-of-the-art resources for the betterment of student-athletes.

Their team of certified athletic trainers, orthopaedic surgeons, Board Certified primary care physicians, chiropractors, physical therapists, sport psychologists, nutritionists, massage therapists and orthotists are available on site to manage the health care needs of Tech athletes. The staff continually looks for ways to enhance the services provided for their athletes as evidence by their participation in local and national projects pertaining to related topics such as concussion management, prevention of antibiotic resistant types of staph infection, high ankle sprains and collegiate health care management strategies.

As part of the evolution, Tech recently completed its sixth full year in the 4,300-square-foot Eddie Ferrell Memorial Training Room. This area consolidated the training rooms that existed in the Merryman Center and Cassell Coliseum. The facility gives the training staff a centralized area to care for the needs of all Virginia Tech student-athletes. There is top-of-the-line equipment and a unique style of architecture, developed by Glenn

Reynolds, AIA and Larry Perry as the consulting engineer.

The Ferrell Training Room nearly doubles the size of the former Merryman Center facility. With its completion, Virginia Tech now has more than 10,000 square feet dedicated to sports medicine, placing Tech in the top five percent nationally. The \$10 million Merryman Center includes 2,400 square feet of medical space and a physician's suite. The suite is equipped with a new state-of-the-art X-ray system, fluoroscopy unit and minor procedure room, while the training room has offices for the staff, dozens of training tables, two cold tubs, whirlpools, an underwater treadmill, a Biodex System 3 and various other pieces of rehabilitation equipment and treatment modalities.

In addition, a training room has been constructed in Rector Field House to serve the football team when it practices indoors and the Gordon Family Mobile Sports Medicine Unit is a new portable training room that can be transported to various venues.

"We, as a staff, are very pleased with our facilities and the opportunity for all of us to come together for the benefit of our athletes," Goforth said.

Research is also considered to be instrumental to the sports medicine department. The department has participated in several projects with the engineering department and school of education, respectively.

"Our goal with this program is to formally provide our athletes with the most effective and efficient health care delivery system possible," Goforth said. "Our research will serve as a framework for universities across the country to provide high-level health care services for their athletes, and at the same time, create collaboration between academic research and athletics."

In conjunction with Via College of Osteopathic Medicine and other research departments at Tech, the Sports Medicine Department has initiated several research projects focusing on head injuries, ankle injuries and the treatment of low back conditions. The head injury study, titled B.I.E.R.S.T (Brain Injury Evaluation in Real Time Sports Trauma), is an exciting new study that evaluates the forces generated in helmets during real-time events in football. The project is headed by Dr. Brolinson and Dr. Stephan Duma, from mechanical engineering, and has steadily gained the attention of both the medical and engineering communities.

After the sports medicine staff diagnoses and treats an ill or injured athlete, the staff then starts collaborative work with the strength and conditioning staff to give the best injury prevention and performance enhancing programs possible. The training, medical and strength and conditioning staffs each have a role in bringing the athlete back quickly and ready to play. After an injury, an athlete will go through



Megan Rittler works on Lakeisha Logan in the Eddie Ferrell Memorial Training Room.



Women's basketball team physician, Dr. Sarah McGinley performs a spinal manipulation on Lindsay Biggs.

rehabilitation and physical therapy. Athletes are then moved to weight training, as they become able. The strength and conditioning staff uses specific programs for each injury in an effort to get the athlete back quickly. Prior to returning to full participation, the athlete will also complete a series of drills and progressions that are specific to the athlete's position that will help insure that the athlete is ready to return with a greatly reduced risk of re-injury.

The range of benefits athletes have access to include custom orthotics, custom mouth guards, specialized DonJoy prophylactic bracing and many other options to help prevent or protect them from injuries. The sports medicine staff also takes great pride in treating the athletes year-round, with special attention to off-season activity. During this time, the staff will analyze past injury data from each participant and construct a preventative program. This same procedure is followed during the summer.

"If our strength and conditioning is so important, and it is, then we owe it to our athletes to provide them with the necessary resources to keep them actively participating," Goforth said. "We basically adopt the attitude that in the winter, our mission is to keep them participating on the court and during the other times of the year, it is our job to keep them participating in our strength and conditioning program."

Their programs consist of strengthening, stretching and – most importantly – movement pattern analysis and training to help prevent the re-occurrence of injuries.

"We value the off-season greatly within our department," Goforth said. "We have adopted the same mindset as our strength and conditioning staff and look at our off-season time as an opportunity to get our athletes better as opposed to time off for our staff."

Most of the off-season activity is based on programs that are designed to detect movement patterns that might lead to injury or could be causing a drop in performance.

"The beauty of this program is that it is a

multi-disciplinary tool that is designed to show the athlete where their deficiencies lie," Goforth said.

A vital part of student-athlete medical services is access to the Montgomery Regional Hospital's SWVA Center for Orthopaedics and Schiffert Student Health Center. Both facilities are staffed with qualified physicians and staff, and have a wide variety of technologies designed to increase the level of care available to our athletes.

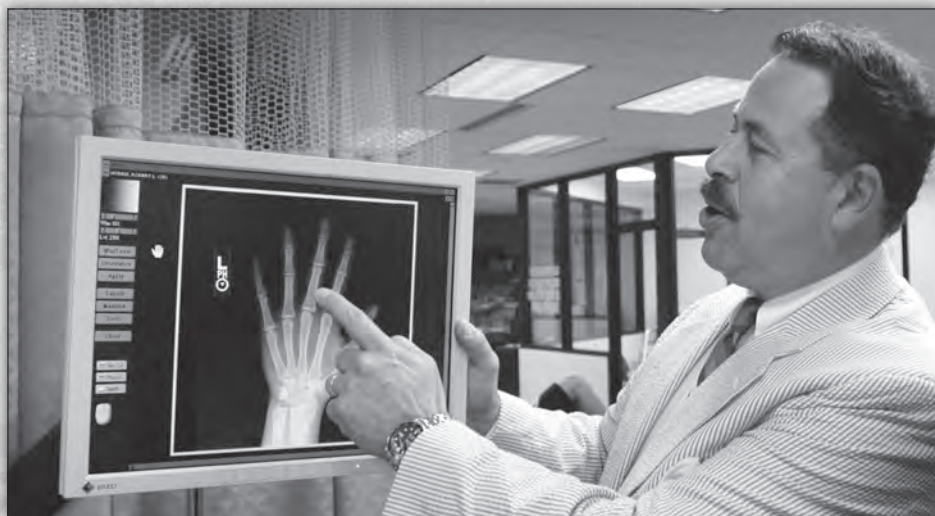
If physical therapy is needed, student-athletes can be seen by physical therapist Mark Piechoski in the Ferrell Training Room. Piechoski, who is a certified athletic trainer, physical therapist and strength and conditioning specialist, plays a large role in the overall program developed to return the injured athlete back to 100 percent. In addition, staff sport psychologist Dr. Gary Bennett is available to all student-athletes for personal and performance issues. Team chiropractors, Dr. Greg Tilley and Dr. Dale Reynolds, provide Tech athletes with specialized treatment for spine-related conditions and play a huge role in performance enhancement through various chiropractic techniques.

"For us, as certified athletic trainers, to have the resources of folks like Mark Piechoski, Greg Tilley and Gary Bennett is a tremendous asset," Goforth said. "The knowledge and skill that they bring is invaluable."

"Our goal is to provide the same high level of health care that professional and Olympic athletes receive," Goforth continued. "Our usage of specialist care is modeled after the NFL system and incorporates components of the Olympic Training Center in Colorado Springs."

Team orthopaedic surgeons Dr. Marc Siegel, Dr. Jim LeBolt and Dr. Demian Yakel bring a wealth of experience and skills to assist when athletes need orthopaedic consultation for certain types of sports-related injuries that occur from time to time.

Over the past 10 years, Virginia Tech has developed the reputation for producing top-level certified athletic trainers. Graduates are now employed in positions across the country at various levels of the profession. This year, the staff will consist of three graduate assistant athletic trainers: Chase Troescher, Dan Preusser and Zach Wimmer.



Dr. Marc Siegel looks over an X-ray in the Eddie Ferrell Memorial Training Room.

hokiesports.com

The Official Source for Information on Virginia Tech Sports

Regardless of where they are, Virginia Tech sports fans have the luxury of getting up-to-date information on their favorite Tech sports or athletes on a daily basis. hokiesports.com is every Tech fan's source for fast, accurate and official coverage of all Hokie sports teams and events.

hokiesports.com is the lead site of official Virginia Tech athletics auxiliary sites; hokiephotos.com, hokietickets.com, hokiepages.com, hokieshop.com and hokies All-Access.

There is also a direct link to the popular on-line version of hokiesports the newspaper.

hokiephotos.com allows fans to purchase select athletics department photos of some of the most memorable athletes and moments in Virginia Tech history.

hokies All-Access provides streaming video clips that are exclusive to the site. One-of-a-kind coach and player interviews as well as video coverage of events are available. Hokies All-Access broadcasts the weekly Hokie Hotline

radio show, football media conferences and postgame interviews in the live streaming format for the 2007-08 season. hokies All-Access includes links to Hokie Select, ACC Select, Hokie Podcast, hokieTV and Hokie Kids' Club.

hokietickets.com contains links and updates about tickets for Hokie athletics events, while the popular hokiepages.com provides the user with great wallpapers to add to their computers, extra photo scrapbooks, on-line greeting cards and many new features which change every day.

On the main site, one can find an array of information on Tech athletics. Through the efforts of the athletics communications staff, pregame releases, game stories and individual features, as well as up-to-date statistics and results for all 21 athletic teams are posted, providing the fastest, most complete source for Hokie news on the Web. Other offerings include individual home pages for each Virginia Tech sport. Breaking news and archived releases can

be found, along with media guides containing player and coaching staff profiles, schedules, records, historical information and other pertinent facts for every sport.

Also accessible on every sport's home page are rosters with links to player bios, schedules and results, as well as conference standings. With fast "live stats," fans can view home football, men's and women's basketball, baseball, softball, lacrosse, men's and women's tennis, men's and women's soccer, volleyball and wrestling stats as they happen via the Web.

The in-house site was first launched on July 1, 1996. This past year, hokiesports.com has averaged more than two million page views and over 700,000 visitors per month. In a recent survey of ACC official websites, hokiesports.com ranked second in average page views per month and unique visitors per month.

The site is managed and designed by Damian Salas, director and webmaster. Web designer Sarah Alston assists him.



(above) Damian Salas, webmaster for hokiesports.com, runs a live webcast of a press conference. (left) Sarah Alston assists in keeping hokiesports.com updated with all the latest Virginia Tech sports information.

Hokiesports The Newspaper

In-House Publication Provides In-Depth Coverage

Tech enjoyed its third season in the ACC and one entity brought fans coverage of all 21 sports every step of the way - Hokiesports the Newspaper.

But then, the newspaper has been serving Tech fans for more than 20 years. Formerly the Hokie Huddler, the idea of a newspaper came about in 1984 when then director of athletics and football coach Bill Dooley wanted an in-house publication devoted to coverage of all of Tech's sports, primarily football. Since then, the newspaper has undergone numerous changes, including a name change and a move to the Internet. But providing accurate, timely and quality information remains the constant for the newspaper staff.

Today, there are more than 7,500 devoted subscribers to the print version, and an estimated 100 registered for the on-line version of the paper, which became available to Hokie fans in the fall of 2000. Hokiesports the Newspaper is a colorful publication printed 33 times per year (weekly during football and basketball seasons and bi-monthly during the spring). The newspaper consists of the

ever-popular "Inside Tech Sports" section, which is a page of short notes on the latest events within the Tech athletics department. With Hokiesports the Newspaper being owned by the athletics department, it allows the staff to be closer to coaches and players to get that "inside" information. Most sports publications of this kind are independent of their school's athletics departments.

The news provided in the paper is primarily on football, men's and women's basketball and baseball. Fans can get the depth chart (during the football season), features on players and former athletes (the 'Where are They Now?' section), statistics and standings, notes and quotes and recruiting profiles on football, men's and women's basketball recruits, along with information about other sports recruits as well.

Jimmy Robertson, a 1994 graduate of Roanoke College, serves as the editor of the publication. Robertson has been the editor for 11 years and has won four national awards, including two in 2004 when his feature on former Tech tailback Kevin Jones was voted the "Best Football Feature" by the College Sports Publisher's Association and his story on international student-athletes was voted the "Best Olympic Sports Feature" by CSPA.

Robertson is assisted by veteran photographer David Knachel, Allison Jarnagin, and Matt Kovatch. Bill Roth, the Voice of the Hokies, is a weekly guest columnist.



Jimmy Robertson, Allison Jarnagin, and Matt Kovatch work together putting out weekly issues of Hokiesports the Newspaper.

Athletic Fundraising

Hokie Club Works to Keep Building Tech's Momentum

Virginia Tech's third season in the ACC was successful, both in competition and fundraising results. Donors continue to support the Athletics program with their gifts to the annual fund and for new facilities. The Hokie Club is charged with raising funds to support the scholarship, capital and programmatic needs of the Athletics Department.

"I am very excited with the success of our campaign thus far to raise funds for the new basketball practice facility. The new building will

provide our basketball teams with an outstanding venue to practice in as well as a helpful recruiting tool in the competitive ACC. Our loyal and generous fans have stepped to the plate to help us provide our student athletes with a facility that ranks among the best in the nation," said Lu Merritt, who has served as director of the Athletic Fund since 1994.

Donors make gifts in outright forms such as cash and real estate, or through planned or deferred gifts such as a will or retirement plan.

The Athletic Fund is proud of its staff and its volunteers who help ensure that 65 Hokie Clubs throughout the region continue their active efforts to support and promote athletics at Virginia Tech.

Renny Lynch of Roanoke, Va., is the current president of the Athletic Fund and R.T. Avery of Richmond, Va., is the vice president.

Hokie Club information:

www.hokieclub.com

Phone: (540) 231-6618

Fax: (540) 231-3260

ATHLETIC FUNDRAISING




Hokie Hardwood Club

The Hokie Hardwood Club, formerly known as the Diamond Club, has been in existence for more than 20 years. The mission of the Hokie Hardwood Club is to increase public awareness of the Virginia Tech Women's Basketball Program, to raise the level of

community support for all aspects of the program, and to provide the level of spirit and resources required for a program of national prominence. The club conducts fundraisers during the year in support of the women's basketball program. Fundraising efforts helped with

some of the team's expenses on its summer of 2000 trip to Europe, as well as the trip to Australia the summer of 2004 and the upcoming 2008 trip to Greece and Italy. Members of the Hokie Hardwood Club travel to several away games each season.

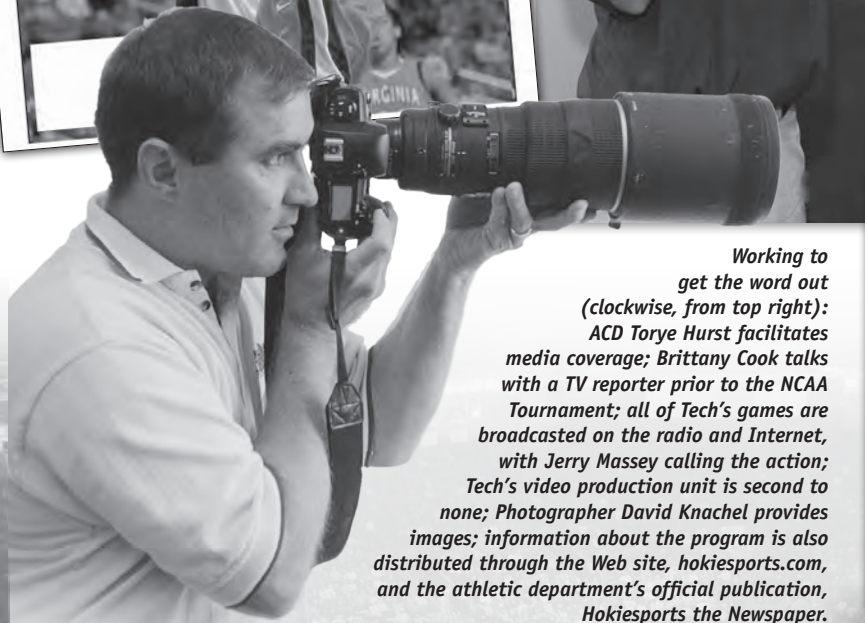


The Hokie Hardwood Club is a major supporter of the women's basketball program. The Hardwood Club's support has helped fund the women's basketball international trips as well as locker room improvements.

Spreading the News

Virginia Tech Uses Various Means and All the Latest Technology to Communicate About the Hokies

ATHLETIC FUNDRAISING



*Working to get the word out (clockwise, from top right): ACD Torye Hurst facilitates media coverage; Brittany Cook talks with a TV reporter prior to the NCAA Tournament; all of Tech's games are broadcasted on the radio and Internet, with Jerry Massey calling the action; Tech's video production unit is second to none; Photographer David Knachel provides images; information about the program is also distributed through the Web site, hokiesports.com, and the athletic department's official publication, *Hokiesports the Newspaper*.*



07-08 BASKETBALL • 65



**“Our goal is to
climb up ladders
and cut down nets”**

**Coach Beth Dunkenberger
and her staff are excited
as the Hokies enter their
fourth ACC campaign and
seek an 11th consecutive
postseason appearance.**

MEET THE COACHES



Beth Dunkenberger



COACH BETH DUNKENBERGER

Beth Dunkenberger begins her fourth season as the head coach of the Virginia Tech women's basketball team after guiding the Hokies to postseason appearances in each of her first three seasons. Dunkenberger has compiled a 57-37 record at Tech and is 122-87 in her seven-season career as a head coach.

Dunkenberger was named the fifth head women's basketball coach at Virginia Tech on April 6, 2004.

"I believe Beth Dunkenberger is the right person to lead the Virginia Tech women's basketball program into the Atlantic Coast Conference," Virginia Tech Director of Athletics Jim Weaver said. "She is a personable and energetic young woman who is committed to building upon the momentum Virginia Tech has in place in women's basketball."

Dunkenberger has a long association with the Virginia Tech women's basketball program, having served on Carol Alfano's staff for nine years (1988-97). She worked as a graduate assistant for two years before being promoted to a full-time assistant position, and helped

lead the Hokies to the 1994 and 1995 NCAA Tournaments, the first two appearances in school history. Dunkenberger not only helped lead Tech to two NCAA Tournaments, but also to the Metro Conference Tournament Championship in 1994 and the Metro Conference regular-season championship in 1995. She served three years as recruiting coordinator and was responsible for signing Tere Williams, the first *Parade* All-American in the school's history. In addition, Dunkenberger assisted in recruiting seven members of the Tech 1,000-point club and four of the top six scorers in the program's history.

Dunkenberger returned to Blacksburg in 2004 after guiding Western Carolina to a 65-50 record, including a 14-17 mark in her final season when the sixth-seeded Catamounts won three games to advance to the Southern Conference Tournament finals. The program had only won a total of four tournament games in its previous 20 years in the conference.

The Catamounts came up with huge wins during the 2002-03 season, including a 73-69 victory over Chattanooga on the road and



clinching second place in the SoCon, heading into the league tournament with a 64-54 win over UNC Greensboro. Dunkenberger's efforts earned her 2002-03 Southern Conference Coach of the Year honors as the Catamounts finished the season with a 21-7 record, the program's best since beginning NCAA Division I competition in 1981-82. It was the first time a WCU women's basketball coach had received the recognition.

In Dunkenberger's first season (2000-01), the Cats posted a 13-15 record, the most wins for the program in 12 seasons. She backed that up with a 17-11 record in the 2001-02 season. Dunkenberger reached 50 wins faster than any other head coach in the program's history.

Not only have her teams been successful, but her student-athletes themselves have garnered several awards and honors during the Dunkenberger era at Virginia Tech and Western Carolina. In 2005, Erin Gibson and Carrie Mason were named to the *ESPN The Magazine* Academic All-America District III University Division team. Gibson was also selected as one of 29 ACC scholar-athletes to be named as a recipient of the ACC Postgraduate Scholarship, awarded to individuals who have performed with distinction in both the classroom and in their respective sports, while demonstrating exemplary conduct in the community. Mason also received the scholarship following the 2005-06 season.

In 2003-04 at Western Carolina, Tiffany Hamm was named to the SoCon All-Conference team after being voted the 2002-03 Player of the Year by the SoCon Sports Media Association. Hamm also earned 2002-03 all-conference honors along with teammate Jennifer Gardner, while Erin May graced the All-Freshman team that season. It was the fourth consecutive year a WCU athlete was represented on the All-Rookie list.

In addition to the athletic honors, Yoneko Allen was named to the 2004 Verizon Academic All-America Third Team after being named to the All-District III team for the third consecutive season. She is also a two-time Arthur Ashe, Jr., Sports Scholar along with teammate Christy Blackwell, who received the honor last year. Laura Echols racked up quite a number of honors in her last two seasons under Dunkenberger's tutelage. Echols was named to the 2001 and 2002 Verizon Academic All-District III teams, the 2001 and 2002 all-conference teams and a SoCon Player of the Week three times.

Other Catamounts receiving honors under Dunkenberger's guidance included 2001 Conference Freshman of the Year Tiffany Hamm, who was the SoCon leading rookie scorer that year, with 12.0 ppg; Ki-Ki Glass, who was named to the 2002 SoCon All-Freshman team; Jennifer Gardner, who was named a SoCon Player of the Week in 2002; and Yoneko Allen, who was named to the 2002 Verizon Academic All-District III second team, an Arthur Ashe, Jr., Sports Scholar and Western

Carolina's 2002 Female Scholar Athlete of the Year.

Dunkenberger's emphasis on the importance of academics is easily recognized. Her 2000-01 squad finished in the top 25 in the nation for women's basketball programs academically, ranking sixth with an overall team GPA of 3.313.

During Dunkenberger's three-year tenure as an assistant coach, the last as recruiting coordinator at the University of Florida, she helped the Gators to a 63-36 overall record. The Lady Gators advanced to postseason play all three years with the 1997-98 team making an appearance in the Sweet 16. While in Gainesville, Dunkenberger had the opportunity to help coach five players who are currently, or were previously, on rosters in the WNBA.

Dunkenberger was valedictorian at Shawsville High School and graduated cum laude from Randolph-Macon College with a Bachelor of Science degree in mathematics in 1988. She was named academic all-district as well as all-conference. She continued her education by earning a Master of Science degree in education at Virginia Tech in 1990 and served as the commencement speaker at both her high school and undergraduate graduation ceremonies. A native of Shawsville, Va., she is the daughter of Tom and Rebecca Dunkenberger.

Personal

Birthplace: Roanoke, Va.
Hometown: Shawsville, Va.

Education

Virginia Tech (Blacksburg, Va.), 1988-90
M.S. Education- Sports Management
Randolph-Macon (Ashland, Va.) 1984-88
B.S. Mathematics

Playing Career

Randolph-Macon: 1984-88
All-conference selection
Academic District All-American
Top student-athlete in 1988

Coaching Career

Virginia Tech: Graduate Assistant 1988-90
Assistant Coach 1990-97
Metro Conference tournament title 1993-94
NCAA First Round 1993-94
Metro Conference regular season title 1994-95
NCAA Second Round 1994-95
Florida: Assistant Coach 1997-00
NCAA Sweet 16 1997-98
NCAA Tournament 1998-99
NIT Championship Runner-up 1999-00
Western Carolina: Head Coach 2000-04
Southern Conference Coach of the Year 2002-03
Most victories in school history 2002-03
Southern Conference Tournament runner-up 2003-04
Virginia Tech: Head Coach 2004-present
NCAA First Round, 2005
NCAA Second Round, 2006
WNIT Third Round, 2007



Senior Associate Director of Athletics Sharon McCloskey presents Coach Beth Dunkenberger with a commemorative ball recognizing her 100th victory as a head coach.

A Talk with Dunkenberger

What are your overall feelings concerning last year's team?

Even though we did have three seniors, there was only one returning starter so we were very inexperienced last year. It was a pleasure to see the team develop and improve as the year progressed into one that could compete with any team in the country. Realistically, we were a couple of points away in a game or two from being an NCAA Tournament team. I was pleased with how well the freshmen played during crucial minutes in big games.

The loss of three seniors is always hard to take, but especially tough when they also are the top three scorers. How do you plan to replace their offensive production?

I think the exciting thing about this team is that we have so many offensive weapons and it will be interesting to see who steps up. What makes this year's team so dangerous is that we have a number of people who, on any given night, can score 20 points.

This year's team does not have a senior class, so who are you looking to fill the leadership role?

Certainly leadership can come from any player of any age and there are many different types of leaders. Brittany Cook and A.J. Lemaitre stepped up during the offseason and our entire junior class will be called upon to help lead our team.

Once she was inserted into the starting lineup, Brittany Cook really became an impact player on both ends of the floor. What do you think led to her rapid improvement?

The ACC is a very tough conference to step into, but the more minutes Brittany played the more confident she became in her abilities. She just needed to get out on the floor in some big games to instill that confidence. Once she was able to do that, her game took off.

Laura Haskins returns this season at the point guard position after completing her first year as a starter. How has her game developed during her first two years in the program?

I think Laura has become a very good floor general and she is an extremely smart student, both in the classroom and on the floor. She knows what our coaching staff is striving to accomplish with our team which helps her direct the offense. Laura has always been one of our best defenders and we look for her to become more of an offensive threat this season.

Amber Hall was slowed by injuries last season and never really got going. How is her health and what are your expectations for Amber this season?

We have very high expectations for Amber and I think this is going to be a really big year for her. She is our most experienced post player and we expect her to be a real leader on the inside for us this season.



What are your plans for filling the big hole in the paint left by the departure of Nare Diawara?

We have some young players who need to be ready to step up and fill the void. Nare was basically inexperienced when she became a starter as a senior, having played limited minutes as a reserve during her first three seasons. We saw how Nare made the most of her opportunity and Eleanor (Brentnall) and Brittany (Gordon) are very capable players who can fill the void.

Even though this will be a young team, how much has the team's overall depth and experience improved compared to last year's group?

This team is as deep as any team we have had at Virginia Tech. I can see every player making significant contributions in games this season. The good part about our young team is that our sophomore class played huge roles in games down the stretch as freshmen last year. For example, at Boston College we took the lead with four freshmen and a sophomore on the floor, so even though we are young, we have a more experienced team than last season.

What are your expectations for the three newcomers?

I really believe that Andrea Barbour will see


extensive minutes very early in the season. Brittany Gordon and Elizabeth Basham, because of our inexperience on the inside, have the opportunity to claim minutes in the post position. How much all three rookies play early in the year will be determined during the preseason, but they will definitely have the opportunity to play early.

The ACC continues to be a very tough league and placed eight teams in the postseason last year. How has ACC membership continued to help the program in both exposure and recruiting?

I think people like to compete against the very best and in the ACC you battle the best every night. The excitement of participating in ACC contests along with being on television has certainly helped our exposure and opened doors in recruiting all across the country.

What effect has the tragedy last April had on your program?

Certainly, it was the most disturbing event that any of us has ever, or will ever, experience in our lives. What has been demonstrated is how strong the support for Virginia Tech is and how loyal and strong the Hokie Nation is around the country. Hopefully, the world sees what a beautiful place Virginia Tech was, is, and will continue to be in the future.



Beth Dunkenberger with the five WNBA players she has coached – Tonya Washington, Murriel Page and Tamara Stocks; and Brandi McCain and Tiffany Travis (with former assistant Bobbie Kelsey)

Dunkenberger's Record vs. All Opponents

Opponent	Record	Streak	Last Meeting	Opponent	Record	Streak	Last Meeting
Alabama	1-0	Won 1	W, 72-59, Dec. 4, 2004	James Madison	2-0	Won 2	W, 86-71, Nov. 20, 2005
Alabama-Birmingham	0-1	Lost 1	L, 59-70, Dec. 21, 2006	LSU	0-1	Lost 1	L, 40-74, Nov. 14, 2006
Appalachian State	6-2	Lost 1	L, 64-72, Feb. 28, 2004	Liberty	3-0	Won 3	W, 55-52, Dec. 5, 2006
Auburn	0-1	Lost 1	L, 73-81, Mar. 22, 2007	Longwood	1-0	Won 1	W, 89-70, Dec. 28, 2005
Bethune-Cookman	1-0	Won 1	W, 65-52, Nov. 16, 2001	Maryland	2-2	Lost 2	L, 59-78, Feb. 8, 2007
Boston College	3-0	Won 3	W, 60-54 (OT), Mar. 1, 2007	Miami (Fla.)	2-2	Won 1	W, 78-71, Jan. 25, 2007
Campbell	3-1	Won 3	W, 56-43, Nov. 21, 2003	Minnesota	0-1	Lost 1	L, 56-70, Nov. 20, 2004
Central Florida	1-0	Won 1	W, 77-74, Nov. 17, 2001	Missouri	1-0	Won 1	W, 82-51, Mar. 19, 2006
Charlotte	1-0	Won 1	W, 80-68, Dec. 2, 2006	Morehead State	1-0	Won 1	W, 77-64, Feb. 3, 2007
Chattanooga	1-8	Lost 3	L, 66-75, Mar. 5, 2004	North Carolina	0-5	Lost 5	L, 60-9-, Mar. 2, 2007
Clemson	2-2	Lost 1	L, 69-73, Feb. 11, 2007	North Carolina State	0-3	Lost 3	L, 63-68, Feb. 18, 2007
Coastal Carolina	1-0	Won 1	W, 69-51, Nov. 25, 2000	Old Dominion	1-1	Won 1	W, 76-69, Nov. 22, 2005
College of Charleston	7-1	Won 5	W, 74-58, Jan. 31, 2004	Prairie View	0-0		First Meeting
Connecticut	0-1	Lost 1	L, 56-79, Mar. 21, 2006	Radford	3-1	Lost 1	L, 60-67, Nov. 10, 2006
Dartmouth	0-0		First Meeting	Richmond	2-0	Won 2	W, 54-47, Dec. 4, 2005
Davidson	8-3	Won 4	W, 87-62, Dec. 30, 2004	Robert Morris	0-0		First Meeting
Delaware State	1-0	Won 1	W, 66-50, Nov. 18, 2006	St. Francis (Pa.)	1-0	Won 1	W, 77-62, Dec. 12, 2004
Denver	1-1	Won 1	W, 56-40, Nov. 25, 2005	St. Mary's (Calif.)	1-0	Won 1	W, 70-67, Nov. 29, 2002
DePaul	0-1	Lost 1	L, 78-79, Mar. 20, 2005	Savannah State	2-0	Won 2	W, 71-56, Dec. 9, 2002
Detroit	1-0	Won 1	W, 71-57, Dec. 29, 2006	Southern California	0-0		First Meeting
Duke	0-6	Lost 6	L, 65-75, Jan. 29, 2007	Southern Methodist	1-0	Won 1	W, 87-61, Nov. 26, 2005
East Carolina	0-0		First Meeting	Southern Mississippi	1-0	Won 1	W, 105-40, Dec. 28, 2004
East Tennessee State	4-5	Won 1	W, 78-64, Dec. 18, 2006	Tennessee State	1-0	Won 1	W, 67-59, Nov. 29, 2001
Eastern Kentucky	0-1	Lost 1	L, 71-93, Dec. 17, 2003	Tennessee Tech	1-0	Won 1	W, 87-52, Nov. 25, 2006
Elon	1-2	Lost 2	L, 45-57, Feb. 17, 2004	Texas A&M - Corpus Christi	1-0	Won 1	W, 76-64, Dec. 29, 2005
Evansville	1-0	Won 1	W, 79-59, Nov. 29, 2005	Texas - San Antonio	0-0		First Meeting
Florida State	1-3	Lost 1	L, 60-70, Feb. 15, 2007	Texas Tech	2-0	Won 2	W, 69-62, Dec. 20, 2005
Fordham	1-0	Won 1	W, 80-67, Jan. 6, 2005	Tulane	0-0		First Meeting
Furman	5-6	Won 2	W, 75-66, Mar. 5, 2004	UNC Asheville	3-1	Lost 1	L, 41-51, Dec. 6, 2003
Gardner Webb	2-0	Won 2	W, 85-62, Nov. 22, 2002	UNC Greensboro	5-4	Won 2	W, 56-45, Jan. 10, 2007
Georgetown	0-0		First Meeting	UNC Wilmington	0-1	Lost 1	L, 68-75, Dec. 3, 2000
Georgia	0-0		First Meeting	Valparaiso	1-0	Won 1	W, 64-57, Nov. 19, 2004
Georgia Southern	4-4	Won 1	W, 65-57, Jan. 24, 2004	Virginia	2-4	Lost 1	L, 76-79, Feb. 15, 2007
Georgia State	0-1	Lost 1	L, 65-76, Jan. 11, 2001	Wake Forest	5-2	Won 4	W, 74-34, Jan. 18, 2007
Georgia Tech	3-0	Won 3	W, 73-68, Feb. 5, 2007	West Virginia	1-0	Won 1	W, 60-56, Nov. 13, 2006
High Point	2-1	Won 1	W, 91-52, Jan. 4, 2006	Western Carolina	1-0	Won 1	W, 74-64, Mar. 17, 2007
Howard	1-0	Won 1	W, 97-78, Nov. 12, 2006	William & Mary	0-1	Lost 1	L, 41-64, Nov. 28, 2006
Iowa State	0-1	Lost 1	L, 69-75, Nov. 24, 2006	Winston-Salem State	1-0	Won 1	W, 43-33, Dec. 28, 2006



Shellie Greenman

Assistant Women's Basketball Coach



COACH SHELLIE GREENMAN

Shellie Greenman is in her fourth year on the Virginia Tech staff after serving on Beth Dunkenberger's staff as associate head coach and recruiting coordinator at Western Carolina. Greenman previously served on Carol Alfano's Virginia Tech staff from 1988-93.

As the recruiting coordinator for Western Carolina, Greenman organized all recruiting efforts. She continues those duties at Tech, and is also responsible for coaching the guards and working with the offense.

"Shellie has been instrumental in finding the right players to help us build a championship program," Dunkenberger said. "It takes more than just talented athletes to win. We need players who are dedicated and hard working, who are competitive, who put our team first and who are also good people. Shellie searches far and wide to find those special people."

Greenman has been coaching at the Division I level for 15 years. She worked previously at Western Carolina under head coach Gary Peters from 1993-96. Greenman has also completed stints at Miami University (Ohio) and Tennessee-Chattanooga. She has the impressive distinction of having recruited a player who was named the Conference Rookie of the Year at each of the three schools.

Greenman earned her bachelor's degree in 1988 from Emory and Henry College and went on to earn her master's in 1990 at Virginia Tech. At the start of her career, Greenman worked as an assistant coach with Dunkenberger for five years at Virginia Tech. A four-year letterwinner in basketball at Emory and Henry, Greenman led her team to the ODAC Conference championship in 1988, as she was named to the All-Tournament team. The daughter of Bill and Joan Greenman, she originally hails from Blacksburg, Va. In her spare time, she enjoys playing golf and spending time with her nephews, Austin and Jake, and her niece, Emma.

Personal

Birthplace: Asheville, N.C.
Hometown: Blacksburg, Va.

Education

Virginia Tech (Blacksburg, Va.), 1988-90
M.S. Education - Health and PE
Emory & Henry (Emory, Va.) 1984-88
B.S. Physical Education

Playing Career

Emory & Henry, 1984-88
1988 ODAC regular and tournament champs
1988 ODAC All-Tournament team

Coaching Career

Virginia Tech: Volunteer Asst. Coach, 1988-90
Restricted Earnings Coach, 1990-93
Western Carolina: Asst. Coach, 1993-96
Tenn.-Chattanooga: Asst. Coach, 1996-98
Miami University: Asst. Coach, 1998-00
Western Carolina: Assoc. Head Coach, 2000-04
Most Victories in School History (21), 2002-03
Southern Conference Tournament runner-up, 2003-04
Virginia Tech: Asst. Coach, 2004-present
NCAA First Round, 2005
NCAA Second Round, 2006
WNIT Third Round, 2007



Getting to know

Shellie

Best vacation you've taken: I've had so many great ones, it's hard to pick just one. But, I would have to say going to Emerald Isle with my family every year growing up.

Best basketball memory: Without a doubt, Brittany Cook's stick back to beat Virginia in Charlottesville. The No. 2 play of the night on Sportscenter!

Favorite Hokie sporting event you've witnessed (other than women's basketball): Our men's team beating Duke in the Cassell.

Favorite spot on Virginia Tech Campus: Lane Stadium on any football Saturday or Thursday night!

Best birthday memory: 30 was good...40 was great! Just glad I keep having them!

Hobbies & interests: I love to play golf! Enjoy vacationing with friends, going to the movies, and spending time with my nephews Austin and Jake, and my niece Emma. Oh yeah and my mom, dad and brother, Travis and sister-in-law Bobbie!

Favorite movies: Pretty Woman, Meet the Parents, and Halloween (the original)



George Porcha

Assistant Women's Basketball Coach



George Porcha, a native of New York, is in his first year on Beth Dunkenberger's staff at Virginia Tech.

Porcha comes to Virginia Tech from T.C. Williams High School in Alexandria, Va., where he served three years (2004-2007) as head varsity girls basketball coach. At T.C. Williams, Porcha led the team in 2006 to a second-place finish in the Northern Region and to the Virginia State Elite Eight tournament. He guided the team to an undefeated Patriot District Championship and was named the District Coach of the Year for his efforts. Porcha's 2007 squad also captured the Patriot District title. Several of his players at T.C. Williams later played at the collegiate level. Academically, Porcha served as a special

education teacher for two years and was the assistant athletic director the past year.

Prior to T.C. Williams, he was the head varsity girls coach at Washington-Lee High School in Arlington, Va., for five years leading his team to the regional playoffs each year while compiling a 62-43 record. He was named the 2001 National District Coach of the Year and coached seven players who went on to college playing careers. Porcha's teams compiled an average GPA of 3.2 during his tenure. He also served as head junior varsity girls coach (1997-1999), head freshmen girls coach (1995-1997), varsity track assistant coach (1995-1999) and varsity football coach (1995-1999).

Porcha also has a wealth of AAU coaching experience, where he has coached twelve players who received Division I scholarships. He worked in the Boo Williams Summer League in Hampton, Va., for the past three years. His 2005 and 2006 teams were the Boo Williams NIKE Elite Tournament champions with his 2007 team finishing second. Porcha also guided his team to the End of the Trails NIKE Elite tournament championship in 2005 and a runner-up finish in 2006. His team captured the Virginia State Championship the last two years (2006-07).

Additionally, Porcha has also served as a camp counselor at several universities, including Virginia Commonwealth (2005), Richmond (2003-05), UNC Greensboro (2002) and Virginia (2000-01), as well as being the Camp Facilitator at the T.C. Williams Camp the past four summers.

Porcha has been married for 14 years to his wife Robyn and they have a 14-year-old son George Jr., nine-year-old Jalen, and four-year-old Quincy.

Personal

Birthplace: Spring Valley, N.Y.
Hometown: Spring Valley, N.Y.

Education

Univ. of New Haven (New Haven, Conn.), 1991-1995
B.S. Business Administration
George Mason Univ. (Fairfax, Va.), 2005-06
M.S. Education

Playing Career

Univ. of New Haven, 1991-95
Safety on Football team

Coaching Career

T.C. Williams H.S.: Head Coach, 2004-2007
Patriot District Champions, 2007
Northern Region runner-up, 2006
State Elite Eight, 2006
Patriot District Coach of the Year, 2006
Washington-Lee H.S.: Head Coach, 1999-2004
National District Coach of the Year, 2001
AAU: Head Coach, 2005-07
Boo Williams NIKE Elite runner-up, 2007
Boo Williams NIKE Elite champion, 2005-2006
End of the Trails NIKE Elite runner-up, 2006
End of the Trails NIKE Elite champion, 2005
Virginia State Champions, 2006 -2007

Getting to know

George

Best vacation you've taken: Playa Del Carmen, Mexico.

Best basketball memory: Leading my team (T.C. Williams) to the 2006 State Tournament.

Favorite spot on Virginia Tech Campus: The West End (cafeteria). The Best food you can find on a college campus!

Best birthday memory: My wife put together a surprise party for my 30th birthday.

Hobbies & interests: Playing Madden football against my sons on the Play Station! I can't beat my oldest son (George Jr.) yet, but I'm gaining ground.

Favorite movies: Scarface, Menace to Society, King of New York, Training Day, Baby Boy, Player's Club, Friday Night Lights, Remember the Titans, Sunset Park, Kings of Comedy, Jason's Lyric, Coach Carter.



Stacy Cantley

Assistant Women's Basketball Coach



Stacy Cantley begins her ninth season as a collegiate coach and seventh on head coach Beth Dunkenberger's staff.

Prior to joining Dunkenberger's staff at WCU, Cantley was an assistant coach at the University of North Carolina at Wilmington for three seasons. While at Wilmington, Cantley scouted, produced highlight tapes and coordinated scheduling for the team while developing the perimeter and post players. Cantley has been a member of the Women's Basketball Coaches Association since 1999.

"We are very excited to have someone with Stacy's experience on our staff," stated Dunkenberger. "She is a tireless worker who is a huge asset to our program."

Cantley earned her bachelor's degree in physical education in 1999 from UNC Wilmington, where she was a four-year letterwinner in basketball. Cantley finished her career at Wilmington on the school's top 10 all-time list in rebounds.

Born in Beckley, W.Va., Stacy is the daughter of Larry and Patricia Cantley.

Personal

Birthplace: Beckley, W.Va.
Hometown: Beckley, W.Va.

Education

UNC Wilmington (Wilmington, N.C.), 1994-98
B.A. Physical Education

Playing Career

UNC Wilmington, 1994-98
Top 10 career rebounds in school history
Four-year letterwinner

Coaching Career

UNC Wilmington: Student Coach, 1998-99
Restricted Earnings Coach, 1999-00
Assistant Coach, 2000-01
Western Carolina: Assistant Coach, 2001-04
Most Victories in School History (21), 2002-03
Southern Conference tournament runner-up, 2003-04
Virginia Tech: Assistant Coach, 2004-present
NCAA First Round, 2005
NCAA Second Round, 2006
WNIT Third Round, 2007

COACH STACY CANTLEY



Getting to know

Stacy

Best vacation you've taken: Zihuatanejo, Mexico. I was with some very special people and we had an unbelievable time!

Best basketball memory: Last season when Brittany Cook tipped in the winning shot at UVa.

Favorite Hokie sporting event you've witnessed (other than women's basketball): Any football game at Lane Stadium. The atmosphere is unbelievable!

Favorite spot on Virginia Tech Campus: The Drill Field. Especially the view from the chapel.

Best birthday memory: My 30th birthday party at the pond. Hanging out with great friends and laughing at everyone attempting to go down the zip line.

Hobbies & interests: Fishing, water or snow skiing, anything on the water. I also love to hang out with my niece and nephews.

Favorite movies: Remember the Titans, Rudy, Rocky IV, Shooter

Jill Jameson

Director of Basketball Operations



Jill Jameson begins her fourth season with the women's basketball staff as the director of basketball operations.

Jameson earned a Master of Science degree in education from Virginia Tech in 1995 and returned to Blacksburg, Va., in 2004 after serving as assistant women's basketball coach at Marquette University for three years. At Marquette, Jameson served as recruiting coordinator, assisted with on-court coaching, specializing in the development of the guards, assisted in film evaluation and scouting, and organized the marketing and promotions for the women's basketball program.

Prior to her time at Marquette, Jameson was an assistant at Tennessee-Chattanooga (1998-2001), where she helped the program capture two Southern Conference regular-season championships (2000-01), the 2001 SoCon Tournament title, an appearance in the 2001 NCAA Tournament, as well as the 2000 WNIT Second Round.

Jameson was assistant coach and recruiting coordinator at Francis Marion (1997-98), which won the 1998 Peach Belt Athletic Conference Tournament title and advanced to the NCAA Division II Final Four. She began her coaching career at Virginia Tech (1993-97) as an assistant coach after receiving a Bachelor of Science degree from Northern Iowa. While on the Tech staff, Jameson assisted with all aspects of the program both on and off the court.

In the Director of Basketball Operations position at Virginia Tech, Jameson coordinates budget, equipment, serves as a liaison with the Hardwood Club and works on the Annual Women's Basketball Auction, coordinates film exchange and community service work for the team and is the director of women's basketball summer camps. Born in Tell City, Ind., Jill is the daughter of John and Joyce Jameson.

Personal

Birthplace: Tell City, Ind.

Hometown: North Vernon, Ind.

Education

Virginia Tech (Blacksburg, Va.), 1993-95
M.S. Education

Northern Iowa (Cedar Falls, Iowa), 1988-93
B.S. Physical Education

Playing Career

Northern Iowa, 1988-92

Four-year letterwinner

Three-year starter

Athletes in Action

Member of Australia tour team

Macedonia - Coach and player

Mexico, London - Coach

Coaching Career

Virginia Tech: Assistant Coach, 1995-97

Graduate Assistant, 1993-95

Metro Conference tournament title, 1993-94

NCAA first round, 1993-94

Metro Conference regular season title, 1994-95

NCAA Second Round, 1994-95

Francis Marion: Assistant Coach, 1997-98

Division II Final Four, 1997-98

Peach Belt Athletic Conf. Champions, 1997-98

Peach Belt Athletic Conf. Tourn. Champs, 1997-98

Tenn-Chattanooga: Assistant Coach, 1998-01

2001 Southern Conf. regular-season co-champs

2001 Southern Conf. Tournament champs

2001 NCAA Tournament

2000 Southern Conf. regular-season champs

2000 WNIT First Round

Marquette: Assistant Coach, 2001-04

2004 NCAA Second Round

2003 WNIT Second Round

Virginia Tech: Dir. of Basketball Ops., 2004-present

NCAA First Round, 2005

NCAA Second Round, 2006

WNIT Third Round, 2007

Getting to know

Jill

Best vacation you've taken: Running with the Bulls in Pamplona Spain. A little scary but a great adrenaline rush.

Favorite Hokie sporting event you've witnessed (other than women's basketball): Any night football game at Lane Stadium. Incredible atmosphere especially when the team runs out to Metallica's "Enter Sandman".

Favorite spot on Virginia Tech Campus: West End dining hall and War Memorial Chapel overlooking the drillfield.

Best birthday memory: Hanging out with friends at the pond in Shawsville with a water trampoline, zip line, rope swings and great food.

Hobbies & interests: Working with Athletes in Action, riding my Italian scooter, fishing, knitting, playing football, Starbucks and.....long walks on the beach.

Favorite movies: Shawshank Redemption, Good Will Hunting, Coming to America and Remember the Titans



Support Staff

SUPPORT STAFF



Lindsay Reynolds
Graduate Assistant

Lindsay Reynolds will serve as a graduate assistant with the women's basketball program again this season. Reynolds is responsible for film exchange as well as the team's student managers. She also assists with recruiting in the preparation of mailouts, on-campus visits and tracking recruit's playing schedules. Reynolds will also assist with all phases of the summer camps.

Reynolds comes to Virginia Tech from Roanoke College where she was a four-year starter for the Maroons and served as team captain during her senior season in 2005-06. As a freshman, Reynolds scored a career-high 26 points in the Maroons' win over Eastern Mennonite in the Old Dominion Athletic Conference (ODAC) Tournament. During her career, she scored 639 points, pulled down 257 rebounds, handed out 172 assists and nailed 70 three-point baskets.

She is enrolled in graduate school majoring in health promotions.



Megan Rittler
Certified Athletic Trainer

Megan Rittler begins her fifth year as the athletic trainer working directly with the women's basketball team. Rittler graduated from Salisbury University in May of 2002 with a dual degree in athletic training and physical education. She began her Hokie experience in the fall of 2001 as an intern for the Virginia Tech football team. After completing her internship, Rittler accepted a graduate position at Tech in fall 2002 working with the volleyball

and lacrosse programs. As a graduate assistant, she completed her master's degree in December of 2003 in health promotions. In January of 2004, Rittler assumed a full-time position in the Virginia Tech Sports Medicine Department, working primarily with the women's basketball team.

Rittler's role with the women's basketball is to be the "gatekeeper" of all medical conditions. She coordinates all injury and illness evaluations, referrals to physicians and surgeons, and the rehabilitation of injuries. Rittler also plays a role in advocating and encouraging the use of other professionals in the Athletic Performance Department such as nutritionist Amy Freel and sport psychologist Gary Bennett. Her daily function is to treat athletes before activity and evaluate as well as treating injuries after activity (including practice, conditioning and strength training). Athlete playing status is determined jointly with the medical staff and Rittler. The daily reporting of injury progression and playing status and alternative conditioning for injured players is the main function of her day-to-day role, along with presence at all practices for immediate medical attention.



Torye Hurst
Associate Director, Athletics Communications

Torye Hurst, associate director of athletics communication, is in his eighth year working with the women's basketball program. Hurst is responsible for the day-to-day promotion of the women's basketball and men's and women's tennis programs.

During his tenure at Virginia Tech, Hurst served as the media coordinator for the 2004 NCAA Women's Basketball first and second rounds in Blacksburg, Va. Additionally, Hurst has handled the play-by-play duties for the Tech baseball program for the past five years as well as serving in the same capacity on webcasts for the ACC at the 2005 and 2006 baseball championships.

Prior to arriving in Blacksburg, Hurst was the director of marketing and media relations for the Peach Belt Conference in Augusta, Ga. for eight years. At the Peach Belt, he was responsible for the publicity of the 12-member Division II conference. While in Augusta, he also served as the public address announcer for the Augusta GreenJackets Class A minor league baseball team.

In 1996, Hurst was selected to serve in press operations as a venue interview room manager for the Centennial Olympic Games. He was supervisor of the interview room for the tennis competition at the Stone Mountain Tennis Center.

Hurst completed a bachelor's of science degree in radio, television and film in 1982 from the University of Southern Mississippi and worked for the university for eight years as the program manager of WUSM-FM. While at USM, he received the "Best Sports Story Award" in 1991 from both the Mississippi Associated Press Broadcasters Association and the Mississippi Broadcaster's Association. Hurst completed a master's degree in sports administration from USM in 1992.



Jerry Massey
Play-by-Play Announcer

Jerry Massey is in his third season as the play-by-play announcer for the Virginia Tech women's basketball program on the Virginia Tech ISP Sports Network. Massey also handles play-by-play duties for most of Virginia Tech's Olympic sports on hokiesports.com. He also served as the lead softball play-by-play broadcaster on the 2006 and 2007 ACC Softball Championships on theacc.com.

A graduate of Radford University, Massey served as the Assistant Director of Radio Operations for two years before coming to Virginia Tech. He was the play-by-play announcer for the Radford women's basketball program and served as the primary back-up play-by-play announcer for the Highlanders' men's basketball program. In addition to his play-by-play responsibilities, Massey was the public address announcer for many of Radford's Olympic sports.

The Spotsylvania, Va., native worked for two years in Radford's sports information department and began his collegiate broadcasting career during that time. He served as a play-by-play announcer and color commentator for the Highlanders' limited number of women's basketball and baseball broadcasts alongside now-current Oklahoma State broadcaster Dave Hunziker. In addition, Massey was a regular fixture on the campus radio station, WVRU, and handled duties as the sports director and anchor of Radford's weekly television show, NRV News.

Massey has called high school football in the New River Valley for several years and has worked as the public address announcer for the New River Valley Speedway as well as for the Pulaski Rangers, a former Class A member of baseball's Appalachian League. He also has handled fill-in duties for multiple sports talk shows in the New River Valley and has contributed morning sports updates for several radio stations.

In 2003, Massey was called upon at Radford to become their women's basketball play-by-play announcer. He would stay in that capacity until September of 2005 when he accepted the same position at Virginia Tech.

In addition to his play-by-play duties for the Virginia Tech women's basketball program and for many of the Hokies' Olympic sports programs, Massey provides live, nationwide updates for all Virginia Tech home football games for multiple national sports media services. He began this part of his career in 2000 when he was called upon to give updates for the championship game of the Big South Men's Basketball Tournament.

Before he became a sports broadcaster, Massey was a varsity football and baseball official for the Virginia High School League. He is a graduate of Spotsylvania High School where he lettered in football and baseball. Massey holds a bachelor of science degree in media studies.



Dianne Santolla
Women's
Basketball
Secretary



Katie Rybacki
Student
Manager



Catherine Brunson
Student
Manager



Tracy Pryor
Student
Trainer



NIKE ADVERTISEMENT

07-08 BASKETBALL • 77



LEVEL THE PLAYING FIELD TODAY. LEVEL THE BOARDROOM TOMORROW 

NIKEWOMEN.COM

HOKAIES




MEET THE HOKIES



As parents we could not be any happier and proud to have our daughter, Adriana (A.J.), be a part of the Virginia Tech women's basketball program. From day one, we were impressed with the family atmosphere offered by the outstanding coaching staff, and the importance they give to academics and community activities, as well as sports accomplishments. A.J. is very happy to be part of this Hokie team to fulfill her collegiate athletic dreams, and at the same time, receive an excellent professional education."

-Rafael & Rossana Lemaitre




Brittany Cook

Team Captain

6-0 • r-Junior • Guard • Narrows, Va. • Mercer Christian Academy

21



BRITTANY COOK

As a sophomore (2006-07) ... Named to the All-ACC Academic Women's Basketball team ... Played in 34 games with 25 starts ... Was third on the team in scoring, averaging 10.5 points, and second in rebounding with 4.9 per outing ... Tossed in a career-high 23 points in her first collegiate start against Charlotte ... Nailed a career-high four treys at No. 1 Duke ... Made her last 19 regular season free throw attempts in ACC games ... Had a streak of 22 consecutive free throws during the regular season.

As a redshirt freshman (2005-06) ... Named to the All-ACC Academic Women's Basketball team after being named to the squad during her redshirt year ... Played in 30 games after missing the 2004-05 season with a knee injury ... Scored a career-high 17 points in her collegiate debut

against James Madison, including three treys ... Was second on the team in three-point field goals ... Pulled down a career-high six rebounds against Evansville and High Point.

Prior to Virginia Tech ... A McDonald's All-America nominee who averaged 28.9 points with 10.6 rebounds, 5.4 steals and 4.6 assists for coach Rick Cook in leading Mercer Christian Academy to a 23-4 record and to the West Virginia state final ... In the state tournament, Cook averaged 30.3 points and set a state single-game record for free throws made with an 18-of-18 performance ... She helped the West Virginia Class A-AA all-star team defeat the Class AAA team for the first time and was named Co-MVP of the game ... Played on the Roanoke Stars AAU team for coaches Brian Harvey and Rick Cook.

Personal ... Brittany Summer Cook ... Born 12/10/85 in Narrows, Va. ... Right-handed ... Daughter of Rick and Kim Cook ... Enrolled in human nutrition, foods and exercise.

Cook's Career Highs

Points	23	vs. Charlotte (12/2/06)
FGA	14	vs. Charlotte (12/2/06)
FGM	10	vs. Charlotte (12/2/06)
3FGA	6	at Radford (12/7/05)
3FGM	4	at No. 1 Duke (1/29/07)
FTA	5	(six times)
FTM	5	vs. Georgia Tech (2/5/07)
Rebounds	9	at No. 6 Maryland (2/8/07)
Assists	5	(two times)
Blocks	3	vs. Miami (1/25/07)
Steals	5	at No. 6 Maryland (2/8/07)

Cook's Career Statistics

Year	G	GS	MP	FGM-Att	Pct.	3PTM-Att	Pct.	FTM-Att	Pct.	Reb.	Avg.	A	TO	Blk	ST	TP	Avg.
05-06	30	0	384	42-114	.368	15-57	.263	13-29	.448	56	1.9	23	28	6	18	112	3.7
06-07	34	25	939	145-298	.487	20-69	.290	47-62	.758	166	4.9	74	88	10	42	357	10.5
Totals	64	25	1323	187-412	.454	35-126	.278	60-91	.659	222	3.5	97	116	16	60	469	7.3

A Talk With **Brittany**

My biggest inspiration is:

Being the best I can be

One word to describe my game:

Poised

My favorite basketball memory is:

Getting my first collegiate start

Favorite late night snack:

Cereal

If I could appear on the cover of a magazine it would be:

ESPN the Magazine

My favorite area restaurant is:

Kabuki

My favorite food is:

Chicken

My favorite music artist is:

Ne-Yo

If I could invite three people to dinner, I would invite:

Michael Jordan, Matt Leinart, LeBron James

One thing few people know about me is:

I love slow jams

Why I chose my number:

Runs in the family

Favorite movie:

Love & Basketball, The Notebook

Favorite television show:

Grey's Anatomy, Sportscenter

My dream vacation spot is:

Fiji

I chose Virginia Tech because:

I liked the players and coaches

My favorite pro sports team is:

Chicago Bulls when Jordan played

My current cell phone ring is:

"Buy You a Drink" -T Pain & "Outta my System" -Bow Wow

My favorite class at VT is/was:

Exercise Physiology

My favorite quote is:

Sweet

My nickname is:

Cookie

My advice to a young athlete is:

Believe in your dreams, work hard, have fun.

My favorite ice cream flavor is:

Vanilla w/ chocolate syrup

My hidden talent is:

I'm a Guitar Hero



Amber Hall

Team Captain

31

6-2 • Junior • Forward • Tallahassee, Fla. • Leon H.S.

AMBER HALL



As a sophomore (2006-07) ... Played in 33 games with 12 starts ... Third on the team in rebounding, averaging 4.7 per contest ... Scored a career-high 15 points at Alabama-Birmingham ... Pulled down a career-high 11 rebounds in regular season finale at Boston College ... Credited with a career-best seven assists versus Detroit in the Lady Luck Classic title game.

As a freshman (2005-06) ... Saw action in 26 games with two starts ... In her first collegiate start at Virginia, narrowly missed a double-double with career highs of nine points and nine rebounds to go along with a team-high three blocks.

Prior to Virginia Tech ... Adidas All-American, McDonald's All-America nominee ... A *Tallahassee Democrat* All-Big Bend second-team selection for coach Adolf Hicks at Leon H.S., where she averaged 18 points, 11 rebounds, four assists, and three blocks ... Led team to district title and to the FHSAA Sweet 16 ... Named to the Florida AAAA all-state team ... Played on Essence Girls AAU team for coach Kimberly Davis Powell ... Most Valuable Player on the AAU Essence team.

Personal ... Amber Noelle Belinda Hall ... Born 12/9/86 in Tallahassee, Fla. ... Right-handed ... Daughter of Al and Pinky Hall ... Enrolled in business management.

Hall's Career Highs

Points	15	at UAB (12/21/06)
FGA	10	at UAB (12/21/06)
FGM	7	at UAB (12/21/06)
3FGA	0	
3FGM	0	
FTA	5	(three times)
FTM	3	(five times)
Rebounds	11	at Boston College (2/23/07)
Assists	7	vs. Detroit (12/29/06)
Blocks	4	(two times)
Steals	2	(eight times)

Hall's Career Statistics

Year	G	GS	MP	FGM-Att	Pct.	3PTM-Att	Pct.	FTM-Att	Pct.	Reb.	Avg.	A	TO	Blk	ST	TP	Avg.
05-06	26	2	254	25-55	.455	0-0	.000	18-29	.621	53	2.0	1	23	13	8	68	2.6
06-07	33	12	662	55-126	.437	0-0	.000	31-44	.705	154	4.7	30	59	30	21	141	4.3
Totals	59	14	916	80-181	.442	0-0	.000	49-73	.671	207	3.5	31	82	43	29	209	3.5

A Talk With **Amber**

My biggest inspiration is:
My parents

One word to describe my game:
Explosive

My favorite basketball memory is:
My first collegiate start versus UVa. I almost had a double-double, more importantly, we won!

Favorite late night snack:
Popcorn

If I could appear on the cover of a magazine it would be:
Time and any fashion magazine

My favorite food is:
Almost any seafood, Italian, and rice

My favorite music artist is:
Beyonce, T.I., Lil' Wayne

If I could invite three people to dinner, I would invite:
Beyonce, Oprah, LeBron James

One thing few people know about me is:
I can cook, and I really like cars and real estate

Why I chose my number:
A lot of talented players wore this number, so I wanted to try and follow in their footsteps.

Favorite movie:
Rush Hour I and II, White Chicks, Friday Night Lights, many more

Favorite television show:
Baldwin Hills

My dream vacation spot is:
The Carribean

Favorite web site:
www.allrecipes.com and www.mediatakeout.com

Favorite location on campus:
The Duckpond

I chose Virginia Tech because:
I like the college atmosphere and support for women's basketball

My current cell phone ring is:
"Big Things Poppin" by T.I.

My dream job is:
A successful entrepreneur

My favorite quote is:
"The Sky is the Limit"

My favorite book is:
Fabulosity, by Kimora Lee Simmons

My nickname is:
Am

My advice to a young athlete is:
Believe in yourself...if you don't, who will?

My favorite ice cream flavor is:
Cake Batter

My hidden talent is:
Singing



Laura Haskins

22

5-10 • Junior • Guard • Alexandria, Va. • West Springfield H.S.

LAURA HASKINS



As a sophomore (2006-07) ... Named to the All-ACC Academic Women's Basketball team ... Assumed point guard duties and started in all 34 games ... Second on the team in assists ... Tossed in a career-high 12 points against Western Carolina in the WNIT Second Round ... Handed out a career-high seven assists at Boston College ... Grabbed a career-best nine rebounds versus Georgia Tech ... Had six or more rebounds in 12 games.

As a freshman (2005-06) ... Named to the All-ACC Academic Women's Basketball team ... Played in all 31 games with two starts ... Had a career-high nine points at No. 25 Florida State ... Pulled down a career-high seven boards against No. 3 North Carolina.

Prior to Virginia Tech ... A second team all-state player who averaged 13.5 points, 7.5 rebounds, 6.0 assists and 4.0 steals for coach Bill Gibson in leading West Springfield to a 21-6 record, winning their fourth consecutive district championship and advancing to the regional semifinals ... In her high school career, she led her team to two regional championship crowns, advancing to the state tournament both times ... Holds the school career record in assists, steals and rebounds, breaking the records set by Kara Lawson ... A first-team All-Met selection, her class holds the school record for career wins with 101 ... Played on Fairfax Stars AAU team for coach Troy Villemaire.

Personal ... Laura Haskins ... Born 3/18/87 in Alexandria, Va. ... Right-handed ... Daughter of Harry and Shirley Haskins ... Valedictorian of her senior class ... Enrolled in business management.

Haskin's Career Highs

Points	12	vs. Western Carolina (3/17/07)
FGA	10	vs. Iowa State (11/24/06)
FGM	4	(two times)
3FGA	5	vs. Iowa State (11/24/06)
3FGM	2	vs. NC State (2/18/07)
FTA	5	vs. Winston-Salem State(12/28/06)
FTM	3	(three times)
Rebounds	9	vs. Georgia Tech (2/5/07)
Assists	7	at Boston College (2/23/07)
Blocks	2	vs. Georgia Tech (2/5/07)
Steals	4	(two times)

Haskin's Career Statistics

Year	G	GS	MP	FGM-Att	Pct.	3PTM-Att	Pct.	FTM-Att	Pct.	Reb.	Avg.	A	TO	Blk	ST	TP	Avg.
05-06	31	2	376	19-50	.380	0-6	.000	13-22	.591	45	1.5	30	37	0	15	51	1.6
06-07	34	34	916	42-126	.333	10-35	.286	27-39	.692	132	3.9	88	93	5	44	121	3.6
Totals	65	36	1292	61-176	.347	10-41	.244	40-61	.656	177	2.7	118	130	5	59	172	2.6

A Talk With **Laura**

My biggest inspiration is:

My parents

One word to describe my game:

Intense

My favorite basketball memory is:

Winning three AAU National Championships

Favorite late night snack:

Popcorn

If I could appear on the cover of a magazine it would be:

ESPN the Magazine

My favorite food is:

Pizza

My favorite music artist is:

Usher

Most embarrassing song on my ipod is:

"I Want It That Way" by the Backstreet Boys

Why I chose my number:

21 was taken, so 22 was the next closest thing

Favorite movie:

Love & Basketball

Favorite actor:

Matt Damon

Favorite television show:

Lost

Favorite cartoon character:

Taz

My dream vacation spot is:

Hawai'i

Favorite location on campus:

The Duck Pond

I chose Virginia Tech because:

Its campus and because it was part of the ACC

My favorite pro sports team is:

Washington Wizards

My current cell phone ring is:

"Shawty" by Plies

My favorite class at Virginia Tech is/was:

Principals of Accounting

My dream job is:

To become an athletic director at a major D1 university

My favorite quote is:

"The future belongs to those who believe in the beauty of their dreams"

My favorite book is:

Harry Potter

My nickname is:

Skins

My advice to a young athlete is:

Work hard and follow your dreams

My favorite ice cream flavor is:

Cookie Dough

My hidden talent is:

I can juggle



LAURA HASKINS

A.J. Lemaitre

14

5-10 • Junior • Guard • Fairfax, Va. • W.I. Woodson H.S.

A.J. LEMAITRE



As a sophomore (2006-07) ... Played in 10 games ... Had two points and three rebounds against Howard in the Basketball Traveler's Classic in Baton Rouge, La.

As a freshman (2005-06) ... Saw action in 10 games ... Had three points with one steal and an assist in three minutes versus Longwood.

Prior to Virginia Tech ... A McDonald's All-America nominee who averaged 20 points, five rebounds, four assists and two steals for coach Renee DeVarney at W.T. Woodson ... Led her

team to a 25-4 record, advancing to the state quarterfinals ... Finished her career with more than 1,500 points ... A second-team all-state selection, a three-time first-team Northern Region, Liberty All-District team, honorable mention All-Met and team MVP selection ... Played on Potomac Valley Aces AAU team coached by Alice Pennix.

Personal ... Adriana Lemaitre ... Born 8/5/87 in Miami, Fla. ... Right-handed ... Earned two letters in high school lacrosse ... Enrolled in business management.

Lemaitre's Career Highs

Points	3	vs. Longwood (12/18/05)
FGA	4	vs. Morehead State (2/3/07)
FGM	1	(nine times)
3FGA	2	vs. Morehead State (2/3/07)
3FGM	1	vs. Longwood (12/18/05)
FTA	3	at Wake Forest (1/18/07)
FTM	2	at Wake Forest (1/18/07)
Rebounds	3	vs. Howard (11/12/06)
Assists	2	(two times)
Blocks	0	
Steals	1	(two times)

Lemaitre's Career Statistics

Year	G	GS	MP	FGM-Att	Pct.	3PTM-Att	Pct.	FTM-Att	Pct.	Reb.	Avg.	A	TO	Blk	ST	TP	Avg.
05-06	10	0	23	5-10	.500	1-2	.500	1-4	.250	4	0.4	2	2	0	1	12	1.2
06-07	10	0	39	4-11	.364	0-3	.000	2-3	.667	9	0.9	5	6	0	1	10	1.1
Totals	20	0	62	9-21	.426	1-5	.200	3-7	.429	13	0.7	7	8	0	2	22	1.1



A talk with **A.J.**

My biggest inspiration is:

My parents – for all they've given me, they are my rock and I'm more thankful than they will ever know.

One word to describe my game:

Fundamental

My favorite basketball memory is:

Scoring my 1,000th point during my junior year of high school

Favorite late night snack:

Butter Snap Pretzels

If I could appear on the cover of a magazine it would be:

Fortune or *Sports Illustrated*

My favorite area restaurant is:

Awful Arthurs

My favorite food is:

Ham and Cheese sandwiches

My favorite music artist is:

T-Pain and Kenny Chesney

If I could invite three people to dinner, I would invite:

Muhammad Ali, Michael Jordan and Donald Trump

Most embarrassing song on my iPod is:

Spice Girls

One thing few people know about me is:

I played soccer for 10 years and lacrosse in high school

Why I chose my number:

My brother had it throughout his career and he was the first to put a basketball in my hand

Favorite movie:

Love & Basketball, Anchorman and Borat

Favorite television show:

Grey's Anatomy

My dream vacation spot is:

St. Lucia

I chose Virginia Tech because:

Family atmosphere the coaches created: it was close to home and they had a great business program.

My current cell phone ring is:

"Shawty" by Plies and "All my Life" by Boyz II Men

My goals after college are:

Go to grad school, get my MBA, have a great job, get married and have kids

My favorite book is:

The Pact by Jodi Picoult

My nickname is:

AJ, AJeezy

My advice to a young athlete is:

Follow your heart – it will tell you things most people can't.

My favorite ice cream flavor is:

Half Baked from Ben and Jerry's

My hidden talent is:

I can juggle and I'm good at Guitar Hero



A.J. LEMAITRE



Lindsay Biggs

20

5-11 • Sophomore • Guard • Midlothian, Va. • Manchester H.S.



LINDSAY BIGGS

As a freshman (2006-07) ... Saw action in 34 games ... Led team with 28 three-point baskets ... Tallied a career-high 13 points at No. 2 North Carolina, including a career-best three treys.

Prior to Virginia Tech ... McDonald's All-American nominee ... Averaged 18 points, eight rebounds and six assists for coach Jerry Gibbs at Manchester HS ... Named first team All-Group AAA by the Associated Press ... First-team Central Region and Dominion District Player of the Year and first-team all-region and all-district ... *Richmond Times-Dispatch* All-Metro

Player of the Year ... Scored 1,662 career points, the most in school history, while also setting the school standard for career assists ... Had 27 points and 11 rebounds in state semifinals and averaged 24 points in the postseason ... Led team to a 29-2 record with a 28-game winning streak ... Played for the Chesterfield Aces AAU team coached by Mark Teachey.

Personal ... Lindsay Michelle Biggs ... Born 6/13/88 in Richmond, Va. ... Right-handed ... Daughter of Ronald and Tara Biggs ... Enrolled in university studies.

Biggs' Career Highs

Points	13	at No. 2 North Carolina (1/4/07)
FGA	8	(three times)
FGM	5	at No. 2 North Carolina (1/4/07)
3FGA	8	at UAB (12/21/06)
3FGM	3	at No. 2 North Carolina (1/4/07)
FTA	4	vs. Howard (11/12/06)
FTM	4	vs. Howard (11/12/06)
Rebounds	4	(two times)
Assists	2	(three times)
Blocks	2	(two times)
Steals	2	at No. 2 North Carolina (1/4/07)

Biggs' Career Statistics

Year	G	GS	MP	FGM-Att	Pct.	3PTM-Att	Pct.	FTM-Att	Pct.	Reb.	Avg.	A	TO	Blk	ST	TP	Avg.
06-07	34	0	474	44-135	.326	28-97	.289	17-17	1.000	45	1.3	19	34	10	7	133	3.9
Totals	34	0	474	44-135	.326	28-97	.289	17-17	1.000	45	1.3	19	34	10	7	133	3.9



A talk with **Lindsay**

My biggest inspiration is:

My parents

One word to describe my game:

Competitive

My favorite basketball memory is:

Winning the state quarterfinal in overtime my senior year

Favorite late night snack:

Cereal

Favorite place to play pick up is:

At the gym back home with the guys

My favorite area restaurant is:

Red Robin

My favorite food is:

Any kind of chicken

My favorite music artist is:

Lil' Wayne

If I could invite three people to dinner, I would invite:

Michael Jordan, Dwyane Wade and Diana Taurasi

One thing few people know about me is:

I have to chew gum whenever I play basketball

Why I chose my number:

I had it when I played AAU and I loved that team

Favorite movie:

Love & Basketball

Favorite actor:

Adam Sandler

Favorite television show:

Law and Order SVU

My dream vacation spot is:

Anywhere tropical with clear blue water

I chose Virginia Tech because:

My brother and sister went here, I just felt comfortable and at home

My favorite pro sports team is:

Miami Heat

My current cell phone ring is:

"Get it Shawty-Lloyd"

My favorite class at Virginia Tech is/was:

American Indian Studies

My dream job is:

Playing pro basketball

My favorite quote is:

I can accept failure, but I can't accept not trying

My nickname is:

BIGGS

My advice to a young athlete is:

Never give up on your dream, because there will be struggles but you just have to fight through them and always stay positive

My favorite ice cream flavor is:

Cherry Garcia

My hidden talent is:

I can do the worm





Eleanor Brentnall

13

6-4 • Sophomore • Center • Melbourne, Australia

ELEANOR BRENTNALL



As a freshman (2006-07) ... Played in 31 games ... Had a career-high eight points against Tennessee Tech in the Pepperdine Thanksgiving Tournament in Malibu, Calif.

Prior to Virginia Tech ... Member of the 2003 (Gold) and 2005 (Bronze) Australian National Junior team ... Led 2005 national team with 15 points, 10 rebounds and 3.8 blocks per game ... Played for the Nunawading Spectres, 2005 Gold Medalist at the Victorian Junior Championships coached by Larissa Cavanah and Peter Carey ... Averaged 16 points and 10

rebounds in the Victorian Basketball League ... MVP of Big V league regular season and championship game ... Averaged 19 points with 13 rebounds in the Big V League.

Personal ... Eleanor Ruth Brentnall ... Born 2/12/88 in Melbourne, Australia ... Left-handed ... Daughter of Mark Brentnall and Anne Welfare ... Enrolled in psychology.

Brentnall's Career Highs

Points	8	vs. Tennessee Tech (11/25/06)
FGA	8	vs. Detroit (12/29/06)
FGM	4	vs. Tennessee Tech (11/25/06)
3FGA	1	vs. E. Tennessee State (12/18/06)
3FGM	0	
FTA	4	vs. Iowa State (11/24/06)
FTM	4	vs. Iowa State (11/24/06)
Rebounds	6	(two times)
Assists	2	(two times)
Blocks	1	(two times)
Steals	1	(three times)

Brentnall's Career Statistics

Year	G	GS	MP	FGM-Att	Pct.	3PTM-Att	Pct.	FTM-Att	Pct.	Reb.	Avg.	A	TO	Blk	ST	TP	Avg.
06-07	31	0	303	34-82	.415	0-2	.000	19-26	.731	60	1.9	9	13	2	4	87	2.8
Totals	31	0	303	34-82	.415	0-2	.000	19-26	.731	60	1.9	9	13	2	4	87	2.8

90 • VIRGINIA TECH

HOKIES

A talk with **Eleanor**

My biggest inspiration is:

My family

One word to describe my game:

Physical

My favorite basketball memory is:

My team in Australia winning the championship

Favorite late night snack:

Tim Tams

Favorite place to play pick up is:

My backyard

Favorite cartoon character:

Ralph from The Simpsons

If I could appear on the cover of a magazine it would be:

Cosmo

My favorite food is:

Mum's home-cooked rolls

My favorite music artist is:

Gwen Stefani

If I could invite three people to dinner, I would invite:

Oprah, Michael Jordan and Johnny Depp

Most embarrassing song on my iPod is:

"Barbie Girl" by Aqua

My favorite sport other than basketball is:

Aussie football

One thing few people know about me is:

I used to ride horses and attend pony club

Why I chose my number:

People think it is unlucky, but I don't

Favorite movie:

Zoolander, Blades of Glory and Remember the Titans

Favorite actor:

Johnny Depp

Favorite television show:

House, Law & Order SVU and America's Next Top Model

My dream vacation spot is:

Apollo Bay in Australia

I chose Virginia Tech because:

It is such a lovely place with great people.

My current cell phone ring is:

"How to Save a Life" by the Fray

My dream job is:

Sport psychologist

My favorite quote is:

No pain, no gain.

My favorite book is:

Harry Potter

My nickname is:

E, El

My advice to a young athlete is:

Never stop trying

My hidden talent is:

I can play the piano



Utahya Drye

15

6-1 • Sophomore • Forward • Durham, N.C. • Northern Durham H.S.

UTAHYA DRYE



As a freshman (2006-07) ... Played in all 34 games with two starts ... Scored a career-best 11 points versus Detroit in the Lady Luck Classic Championship game in her second collegiate start ... Credited with career-high four steals against Detroit.

Prior to Virginia Tech ... McDonald's All-American nominee ... Averaged 19 points, eight rebounds and four steals at Northern Durham H.S. ... Scored 1,261 career points for Coach Pam Adams at Northern Durham ... Narrowly missed a quadruple-double against Chapel Hill

with 27 points, 14 rebound, 13 steals and nine assists ... Associated Press All-State Second Team as a junior and senior ... *Durham Herald-Sun* All-Area Player of the Year as both a junior and senior ... Western Region MVP ... Selected to play in the North Carolina East-West All-Star game ... Two-time PAC 6 AAAA Player of the Year ... Played on the Garner Flames AAU team for coaches Reggie Bowens and Carl Baxtor.

Personal ... Utahya Shacowa Drye ... Born 10/9/88 in Albemarle, N.C. ... Right-handed ... Daughter of Felix and Doretha Drye ... Enrolled in biochemistry.

Drye's Career Highs

Points	11	vs. Detroit (12/29/06)
FGA	9	at No. 6 Maryland (2/8/07)
FGM	5	vs. Detroit (12/29/06)
3FGA	1	at UAB (12/21/06)
3FGM	0	
FTA	4	(three times)
FTM	3	(two times)
Rebounds	6	(three times)
Assists	3	at Boston College (2/23/07)
Blocks	1	at UAB (12/21/06)
Steals	4	vs. Detroit (12/29/06)

Drye's Career Statistics

Year	G	GS	MP	FGM-Att	Pct.	3PTM-Att	Pct.	FTM-Att	Pct.	Reb.	Avg.	A	TO	Blk	ST	TP	Avg.
06-07	34	2	428	43-101	.426	0-2	.000	21-31	.677	70	2.1	22	46	1	24	107	3.1
Totals	34	2	428	43-101	.426	0-2	.000	21-31	.677	70	2.1	22	46	1	24	107	3.1

A talk with **Utahya**

My biggest inspiration is:
My father

One word to describe my game:
Unselfish

My favorite basketball memory is:
Going to the state championship game my junior year of high school

Favorite late night snack:
Cheese pretzels or almonds

Favorite place to play pick up is:
The YMCA back at home

Favorite cartoon character:
Bugs Bunny

If I could invite three people to dinner, I would invite:
Jesus, Dwyane Wade, Michael Jordan

My favorite sport other than basketball is:
Football

One thing few people know about me is:
I scream when I laugh

Why I chose my number:
Vince Carter is 15

My hobbies include:
Shopping, talking on the phone, and traveling

Favorite movie:
Shottas

Favorite actor:
Angelina Jolie and Brad Pitt

Favorite television show:
Hell Date

Favorite web site:
Facebook

I chose Virginia Tech because:
It's not that far from home

My current cell phone ring is:
We takin', over

My favorite quote is:
Anything is possible if you believe in Jesus

My favorite book is:
Homecoming

My nickname is:
Tahya

My advice to a young athlete is:
Follow your dreams

My favorite ice cream flavor is:
Strawberry

My hidden talent is:
I can juggle



UTAHYA DRYE

Lakeisha Logan

24

5-8 • Sophomore • Guard • Scarboro, W. Va. • Oak Hill H.S.

LAKEISHA LOGAN



As a freshman (2006-07) ... Played in 16 games ... Was used as a backup at the point guard position.

Prior to Virginia Tech ... Captain of the all-state team ... Selected to the West Virginia vs. Ohio All-Star team ... Averaged 23 points, seven rebounds, nine assists, and four steals for coach Jerry Epperly at Oak

Hill Academy ... Played on West Virginia Tornadoes for coaches Jerome Hornbuckle and Ron Montgomery.

Personal ... Lakeisha Lavon Logan ... Born 11/20/87 ... Right-handed ... Daughter of Edward and Nina Logan ... Major is undecided.

Logan's Career Highs

Points	2	vs. Miami (1/25/07)
FGA	5	vs. Detroit (12/29/06)
FGM	1	vs. Miami (1/25/07)
3FGA	2	vs. Detroit (12/29/06)
3FGM	0	
FTA	2	at Wake Forest (1/18/07)
FTM	1	at Wake Forest (1/18/07)
Rebounds	1	(four times)
Assists	1	(two times)
Blocks	0	
Steals	1	vs. Morehead State (2/3/07)

Logan's Career Statistics

Year	G	GS	MP	FGM-Att	Pct.	3PTM-Att	Pct.	FTM-Att	Pct.	Reb.	Avg.	A	TO	Blk	ST	TP	Avg.
06-07	16	0	64	1-9	.111	0-5	.000	1-3	.333	4	0.2	2	7	0	2	3	0.2
Totals	16	0	64	1-9	.111	0-5	.000	1-3	.333	4	0.2	2	7	0	2	3	0.2



A talk with **Lakeisha**

My biggest inspiration is:
My father

One word to describe my game:
All-around

My favorite basketball memory is:
Making to the state tournament for the first time in the history of my high school

Favorite late night snack:
Mandarin oranges

Favorite cartoon character:
Pinky from Pinky and the Brain

My favorite local restaurant:
Sharky's

My favorite food is:
Chicken Parmesean

My favorite music artist is:
Tupac and Lil' Wayne

If I could invite three people to dinner, I would invite:
Malcolm X, Micheal Jordan and Maya Angelou

Most embarrassing song on my iPod is:
"Don't take the Girl" by Tim McGraw

Why I chose my number:
My brother's number in high school

Favorite movie:
Love & Basketball

Favorite actor:
Denzel Washington

Favorite TV show:
The Jamie Foxx Show

My dream vacation spot is:
France

I chose Virginia Tech because:
I liked the coaching staff, team and atmosphere.

My favorite pro sports team is:
Miami Heat

My current cell phone ring is:
"Gangsta's Don't Play" by Fabulous

My dream job:
Lawyer

My advice to a young athlete is:
Work hard because when you are not, your competition is.



LAKEISHA LOGAN

Shani Grey

5-8 • r-Freshman • Guard • Windsor, Conn. • Windsor H.S.

30

SHANI GREY



Shani's speed and quickness are two keys that have made her one of the team's best defenders. Her energy on the court is contagious and she will provide a spark whenever she enters the game.

- Coach Beth Dunkenberger

Missed the 2006-2007 season due to knee injury.

Prior to Virginia Tech ... McDonald's All-American nominee ... 2006 *New Haven Register* All-State selection ... Named to the Coaches Association All-State team as a junior ... Scored over 1500 career points at Windsor High School for coach Vinnie Cianfarani ... A four-time All-CCC West selection ... Played on Connecticut Shamrocks AAU team coached by Alan Walker.

Personal ... Shani Fayola Grey ... Born 4/18/88 ... Right-handed ... Daughter of Leslie and Polly-Ann Grey ... Enrolled in business finance.

A talk with Shani

My biggest inspiration is:
My older brother

One word to describe my game:
Energetic

My favorite basketball memory is:
Winning the state championship my sophomore year of high school and being named the MVP

Favorite late night snack:
Pop Tarts

If I could appear on the cover of a magazine it would be:
Slam Magazine

My favorite food is:
Curry goat

My favorite music artist is:
J. Holiday

Most embarrassing song on my iPod is:
Elmo Song

Why I chose my number:
My sister's number in high school

My favorite class at Virginia Tech is/ was:
American Indian Studies

Favorite actor:
Morris Chestnut

My dream vacation spot is:
Jamaica

Favorite web site:
myspace.com

I chose Virginia Tech because:
The area

My favorite pro sports team is:
Miami Heat

My dream job is:
Working for ESPN as a commentator

If I could invite three people to dinner, I would invite:
Dwyane Wade, Nikki Teasley, Lil' Wayne

5

Andrea Barbour

5-10 • Freshman • Guard • Charlottesville, Va. • Charlottesville H.S.



ANDREA BARBOUR

Andrea is a special athlete who can do some incredible things with the basketball. She is an offensive player who can both get to the basket off the dribble or hit from the outside. I look for her to have an immediate impact on our team.

– Coach Beth Dunkenberger

Prior to Virginia Tech ... The 2007 Virginia High School AA State Player of the Year ... Named the Most Valuable Player in the Virginia High School Coaches Association (VHSCA) All-Star game after leading the East to a 81-60 win with 34 points, 14 rebounds and five blocked shots ... In her career, averaged 22.4 points, 9.4 rebounds, 4.2 steals while shooting 54 percent from the field for coach Harry Terrell at Charlottesville, Va. ... Three-time All-State first team ... Four-time All-district and All-region ... McDonald's 2007 All-American Semifinalist ... Three-time *Street & Smith* Honorable Mention forward ... A four-year starter who led team to a 101-10 record and the 2007 AA State runner-up ... Played on Fairfax Stars South AAU team coached by Phil Stinnie.

Personal ... Andrea Matika Barbour ... Born 2/3/89 in Charlottesville, Va. ... Right-handed ... Daughter of Delores Wilson ... Major is undecided.

A talk with Andrea

My biggest inspiration is:
My grandmother

One word to describe my game:
Strong-minded

My favorite basketball memory is:
Scoring my 2,000th career point in high school

Favorite late night snack:
Pop Tarts

My favorite music artist is:
Lyfe

If I could invite three people to dinner, I would invite:
Oprah, Martin Luther King, Jr., Kobe Bryant

Favorite movie:
The Body Guard

Favorite actor:
Omar Epps

Favorite television show:
Soap Operas

My dream vacation spot is:
Italy

My favorite quote is:
I don't know the key to success, but the key to failure is trying to please everybody

My dream job is:
P.E. Teacher

I chose Virginia Tech because:
It felt like home

My goals after college are:
Play in the WNBA

If I could appear on the cover of a magazine it would be:
Slam Magazine

My nickname is:
Kitty Kat

My advice to a young athlete is:
Never give up

Elizabeth Basham

42

6-2 • Freshman • Forward • Abingdon, Va. • Abingdon H.S.

ELIZABETH BASHAM



Elizabeth has the ability to stretch defenses with her outside shot. She is a fundamentally sound player and I look for her to be a solid contributor to our program.

– Coach Beth Dunkenberger

Prior to Virginia Tech ... Averaged 11.1 points, 7.0 rebounds and 3.2 assists as a senior with coach Bobby Lasley at Abingdon H.S. ... A McDonald's All-American nominee ... Second-team Highlands All-District ... Virginia High School Coaches Association All-Star game alternate ... Led team to Highlands District Tournament championship ... Played on Nautilus Express AAU team for coach Justin Wimmer.

Personal ... Elizabeth Basham ... Born 3/10/89 in Lancaster, S.C. ... Right-handed ... Daughter of Wes and Barbara Basham ... Enrolled in business finance.

A talk with Elizabeth

My biggest inspiration is:
My Brother

One word to describe my game:
Relaxed

My favorite basketball memory is:
Beating our biggest rival in the district my senior year

Favorite late night snack:
Warm chocolate chip cookies and milk

My favorite food is:
Mac and cheese

My favorite music artist is:
Dave Matthews Band, O.A.R, and Mayday Parade

My favorite sport other than basketball is:
Volleyball

One thing few people know about me is:
I want to be a wedding planner.

If I could invite three people to dinner, I would invite:

Orlando Bloom, Andy Roddick and Jennifer Aniston

Why I chose my number:
It was my brother's number

Favorite actor:
Brad Pitt

My dream vacation spot is:
Greece

Favorite location on campus:
War Memorial Chapel looking onto the Drill Field at night

I chose Virginia Tech because:
It feels like home and my teammates

My current cell phone ring is:
"Black Cat," Mayday Parade

My favorite quote is:
"To the world you might be one person, but to one person you might be the world"

My nickname is:
Bash

23

Brittany Gordon

6-4 • Freshman • Center • Howard County, Md. • The Blair Academy



BRITTANY GORDON

Brittany has demonstrated that she is a very hard worker. She is a quick learner who has a long and lean athletic body and is a great shot blocker.

– Coach Beth Dunkenberger

Prior to Virginia Tech ... Averaged a double-double (20 points, 10 rebounds) at The Blair Academy ... Named to the Mid-Atlantic Prep League Elite team ... Was a 1,000-point scorer for coach Teresa Waters at River Hill (Md.) H.S. and became the school's career rebound leader ... She was named the Fox 45 Player of the Year ... Played on Team Unique AAU squad for James and Jerry Nichols.

Personal ... Brittany F. Gordon ... Born 8/6/87 in Baltimore, Maryland ... Right-handed ... Daughter of John and Marva Gordon ... Enrolled in English.

A talk with **Brittany**

My biggest inspiration is:
God

One word to describe my game:
Unexplainable

My favorite basketball memory is:
Beating Gwynn Park H.S. my senior year

Favorite late night snack:
Candy

If I could appear on the cover of a magazine it would be:
Vogue, People, Ellie, Vibe

My favorite food is:
Calamari

My favorite music artist is:
Aalyiah

If I could invite three people to dinner, I would invite:
Maya Angelou, Oprah, Rosa Parks

Most embarrassing song on my iPod is:
The Alvin and the Chipmunks song

Favorite movie:
The Good Shepherd

My dream vacation spot is:
Virgin Islands

I chose Virginia Tech because:
Academics are great, and everyone is extremely friendly

My current cell phone ring is:
"Get it Shawty" by Llyod


My dream job is:
12th grade English teacher

My nickname is:
Britt, BG



My advice to a young athlete is:
Despite the trials and tribulations you encounter in life, never give up, you are the only factor that can stop you from being what you want to be.



**A Tenth consecutive
postseason appearance
highlighted another
successful campaign by
the Virginia Tech women's
basketball program**



2006-2007 REVIEW



2006-2007 Review

Hokies achieve another postseason bid

The Virginia Tech women's basketball program continued its tradition of excellence in the 2006-07 season by advancing to the postseason for the 10th-straight year and 12th time in the past 14 seasons, including nine NCAA tournament bids and three berths in the WNIT.

Tech finished the year with a 19-15 record, marking the 10th-straight winning season for the Hokies, including a victory in its own Lady Luck Classic for the ninth consecutive season. In the past three seasons, the Hokies have won six of eight in-season tournaments. Last year, the team also achieved a milestone with a win over UNC Greensboro, which was the 500th victory in 31 seasons for the program. Tech played a school-record 34 games in 2006-07, and traveled all over the nation. The schedule included games as far west as Pepperdine, Calif., south as Baton Rouge, La., and north as Boston, Mass.

The Hokies again were among the national leaders in attendance, drawing an average of 2,980 fans to home contests, which ranked 40th in the nation. This continued fan support helped Tech to its 19th winning season in 31 years of varsity competition. The Hokies have averaged 22 wins over the past 10 seasons and have won 201 of their last 291 games (69.1 percent), dating back to the 1998 campaign.

Last season, the Hokies were led by seniors Britney Anderson, Kirby Copeland and Nare Diawara, who concluded their careers averaging 20 wins a season and appearing in three NCAA tournaments and one WNIT event. In addition to their collective achievements, the seniors also reached several individual milestones during the season.

Copeland became the 20th member of the Virginia Tech 1,000 career-point club and ended her career with 1,094 points, which is No. 15 on the school's all-time scoring list. She was an All-ACC Honorable Mention selection and led the Hokies in scoring (15.0), assists (146), and steals (68). Copeland ranks fourth in career steals (190) and eighth in career assists (317).

Diawara led the team in blocks with 53 and had 88 in her career, which tied for seventh on the Tech list. She was seventh in the ACC in blocks per game (1.56) and 10th in field goal percentage (49.5 percent). She capped off her year by being drafted by the San Antonio Silver Stars in the third round of the WNBA draft.

Anderson scored in double figures 17 times including a career-high 24 in the final game of her career against Auburn. She accomplished one of largest turnarounds in Tech history from a junior to senior season, raising her scoring average by 7.6 points per game to 10.2 while pulling down four rebounds or more in 21 games.

Brittany Cook emerged as a scoring threat nine games into the season when she exploded for 23 points in her first collegiate start against Charlotte. Cook remained a starter in all but one of the remaining games on the schedule,



Brittany Cook scored a career-high 23 points in her first collegiate start against Charlotte

averaging 13.0 points, 5.3 rebounds, and 2.3 assists while shooting 50.8 percent (128-252) from the field.

Tech opened the year with only one returning starter and dropped the season-opener, 67-60, to a veteran Radford squad. The Hokies rallied from a 15-point first half deficit to take the lead in the second half, but the Highlanders nailed their free throws down the stretch to clinch the victory. Copeland and Diawara, Tech's only

players in double figures, led the way with 20 and 18 points respectively.

Looking to get back on track, Tech traveled to the Bayou state to participate in the Basketball Travelers Classic on the LSU campus. The Hokies opened the three-day event with an easy 97-78 win over Howard. Eleven Hokies scored in the one-sided affair as Tech opened up a 17-point halftime lead and coasted to the win. Diawara led the way with a career-high 24 points, including a

10-of-11 performance at the free throw line.

Laura Haskins sank two free throws with seven seconds left to complete a furious second-half comeback in a 60-56 victory over West Virginia on the second day of the Basketball Travelers Classic. After trailing by as many as 20 points late in the first half, the Hokies finally caught the Mountaineers with just under three minutes remaining and hit six free throws down the stretch for the win. Freshman Lindsay Biggs hit two big three-point baskets during the second-half comeback, while sophomore Amber Hall had an outstanding all-around performance with 10 points, eight rebounds, three assists and two steals.

Tenth-ranked LSU jumped out to a 21-6 lead in the first 10 minutes and never looked back in a 70-40 win on the final day of the tournament. The Hokies trailed 37-19 at intermission and the Lady Tigers erased all doubt with a 25-9 run to open the second half. Copeland was the only Hokie in double figures with 14 points.

Tech returned to Cassell Coliseum and used an 18-3 second-half run to pull away from Delaware State on the way to a 66-50 win. Diawara finished just shy of a double-double with 13 points and nine boards, while Anderson and Cook finished with 13 and 10 points, respectively.

A trip to California was next on the Hokies agenda, as they traveled to Malibu to participate in the Pepperdine Thanksgiving Tournament. Iowa State was the first-round opponent and despite a career night from Copleand, the Cyclones hung on for a 75-69 victory. Copeland scored a career-high 28 points with 10 rebounds, but Iowa State nailed 14 three-point baskets in the contest.

The Hokies shot over 60 percent from the field and dominated the glass en route to an easy 87-52 win over Tennessee Tech in the consolation game of the Pepperdine Thanksgiving Tournament. Every Tech player saw action in the one-sided affair as Anderson and Hall tallied 14 points followed by Diawara and Copeland with 13 and 10, respectively. Copeland was named to the all-tournament team after averaging 19 points per game in the event.

Just a couple of days after returning from California, the Hokies saw William & Mary use a 13-0 first-half run and a 14-0 second-half spurt to upset Tech, 64-41. The Hokies struggled throughout the game, shooting a season-worst 24.2 percent from the field. Anderson was the only Hokie in double figures with 15 points.

Cook, in her first collegiate start, scored a career-high 23 points on 10-of-14 shooting to lead Tech to a hard-fought 80-68 victory over Charlotte. The Hokies saw an eight-point halftime advantage dwindle to only one before putting together a 19-3 run to secure the win. Copeland tied Cook for game-high honors with 23 points while handing out seven assists.

In addition to the usual suspects of Anderson, Copeland and Diawara leading the scoring attack, Tech again received a big contribution from Cook in a 55-52 come-from-behind victory at Liberty. The Hokies trailed by double digits early in the contest before Cook scored all 10 of her points in the second-half comeback. The victory improved the Hokies' record to 13-0 all-time against the Flames.

Tech next headed to the Deep South only to see Alabama-Birmingham outscore the Hokies 42-25 in the second half for a 70-59 win in Birmingham. The Hokies led 34-28 at intermission, but the Blazers used a 15-2 run midway through the second half to turn the game around and capture the win.


Virginia Tech survived a serious scare from Winston-Salem State in the first round of the Lady Luck Classic, but a second-half run lifted the Hokies to a 43-33 win. Tech trailed 26-19 at the break before limiting the Lady Rams to only seven points in the second half. Diawara registered a double-double with 17 points and 11 rebounds, in addition to five blocks. The 33 points set a new Tech record for fewest points allowed in a game.

Tech won its ninth consecutive Lady Luck Classic title with a 71-57 win over Detroit in the final. The Hokies jumped out to a 11-2 run

and never looked back. Anderson led Tech with 16 points while Diawara added 12 points, nine rebounds and five blocks. Diawara was named the tournament's most valuable player and Anderson was named to the all-tournament team.

The new year also was the opening of the ACC schedule and the Hokies had no trouble in dispensing Wake Forest, 74-54. Diawara again was a force on the inside with 19 points and 14 rebounds in addition to two blocks. Cook nailed three treys while totaling 13 points, and Copeland tallied 17 points in the victory.

A visit to No. 2 North Carolina proved to not be a pleasant one, as the Tar Heels took a convincing 102-68 decision. The Hokies stayed within striking distance for much of the first half and trailed 46-32 at the break. However, UNC took total control early in the second half and cruised to the win. Copeland again led the way for Tech with 17 points, six rebounds and six assists.



Kirby Copeland became the 20th member of the Tech 1,000-point club



Point guard Laura Haskins directed the Tech offense as a sophomore

The schedule did not get any easier as the Hokies hosted No. 3 Duke in Cassell Coliseum. Tech trailed only 19-18 midway through the first half before the Blue Devils connected on three treys and eventually pulled away to a 41-27 halftime advantage. The Hokies trailed by the same margin at 63-49 before Duke exploded on a 23-2 run and cruised to an 86-54 win.

Tech received strong performances from Diawara and Cook, and used a stingy defense to register a 56-45 win over UNC Greensboro in the Greensboro Coliseum. The victory was the 500th in the history of the women's program. Diawara had another double-double with 18 points and 12 boards, while Cook had an outstanding all-around game with 12 points, seven rebounds and four assists.

A return to conference action saw Florida State use a late run to edge Tech, 70-60, in Blacksburg. A three-point basket by Anderson with five minutes remaining gave the Hokies a 56-55 lead, however, the Seminoles put together a 15-4 run the rest of the way to pick up the victory. Tech placed four players in double figures, led by Diawara's 14 points, while Copeland handed out seven assists.

A rematch with Wake Forest was next in Winston-Salem, N.C., and the Hokies dominated

the Demon Deacons, 74-34, to complete a season sweep in the series. The 34 points were the fewest allowed in an ACC game by Tech and just one point shy of the all-time record set earlier in the season against Winston-Salem State. The Hokies used a 19-0 run late in the first half which carried over into the second half to ice the game. Wake did not score for the first eight minutes of the second half and could manage only 12 points in the second frame. Every available Hokie scored in the one-sided affair, led by Copeland with 15, while Diawara grabbed 12 rebounds.

Despite being down 33-21 at the break, Tech used a gutsy comeback in the second half to stun arch-rival Virginia, 60-58, in John Paul Jones Arena. Following a Hokie timeout with eight seconds remaining in a tie game, Cook inbounded to Copeland, who missed a short jumper. Cook then hustled to the weak side, grabbed the offensive rebound and put in the winning basket with two seconds left. Diawara led the way with 17 points and 14 rebounds, while Copeland added 14.

The Hokies played most of their next contest at home against Miami without Haskins, their starting point guard, who was battling a stomach virus, but freshman Lakeisha Logan stepped in and guided the offense to a 78-71 victory.

Diawara continued her solid play with 20 points, while Cook and Anderson added 18 and 17 points, respectively.

Tech traveled to No. 1 Duke next and gave the nation's top-ranked team a real scare before dropping a 75-65 decision. The Hokies used first-half runs of 9-0 and 11-3 to build an 11-point lead in the first half, but the Blue Devils righted the ship and took a 39-33 lead into the locker room. Duke managed to finally shake Tech late to get the win, but not before Tech nailed a season-best 6-of-9 from behind the arc. Copeland had 17 points and a game-high eight assists.

The Hokies wrapped up their non-conference regular season slate and Copeland matched a career high with 28 points as Tech defeated Morehead State, 77-64. The Hokies used a 17-1 run to race to a 30-14 lead with Copeland scoring 13 straight at one point in the streak. Cook and Anderson added 13 and 12 points in the win.

Copeland again led the way with 25 points and Tech made the most out of its free throw opportunities in a 73-68 home victory over Georgia Tech. The Hokies connected on 22-of-31 charity tosses and held a commanding 41-30 advantage on the boards. Haskins grabbed a career-high nine rebounds, while Cook added seven and Anderson and Diawara chipped in six each.

In a first half reminiscent of the game at Duke, Tech hung tight for much of the first half at No. 6 Maryland and led 20-15, nine minutes into the contest. However, the Terps put together a 21-4 outburst and went on to win 78-59. Cook had an outstanding game with 12 points, a career-high nine rebounds, four assists and a career-high five steals.

Clutch free-throw shooting down the stretch and costly turnovers proved to be the difference in Clemson's 73-69 upset of Tech at Littlejohn Coliseum. The Tigers hit eight free throws in the final two minutes to secure the win, while the Hokies committed 24 turnovers that Clemson converted into 23 points. Diawara had another double-double performance with 12 points and 14 rebounds.

Earlier in the season, the Hokies shocked Virginia on their home floor and the Cavaliers returned the favor in a 79-76 victory in the Cassell. Tech cut a 10-point deficit late in the game to only two with 22 seconds remaining, thanks to poor free throw shooting by Virginia. However, Anderson's half-court heave on the Hokies final possession came up short and the Cavaliers earned a split of the season series. Anderson led Tech with 21 points while Diawara added 19 point and eight boards.

The losing streak was extended to four games with a 68-63 home loss against NC State. The Hokies led for much of the contest but a late 18-6 run gave the Wolfpack the lead, and the visitors connected on 5-of-6 free throws in the waning moments to clinch the win. Tech shot only 35.8 percent from the field against a tough NC State defense which blocked six shots on the evening.

The Hokies used a balanced scoring attack and strong bench play to snap the losing streak with a 67-52 win at Boston College in the regular season finale. Hall led four players in double



figures with her first career double-double of 12 points and 11 rebounds. The bench was the difference in the contest as the Hokies outscored the Eagles, 30-7.

The Hokies and Eagles faced each other for the second time in a week in the first round of the ACC tournament in Greensboro, N.C. Tech squeaked out a 60-54 overtime victory but needed some late-game heroics from Copeland to force the extra period. The Tech senior forced a turnover and drained a three-pointer with 17.2 seconds left in regulation to tie the game at 52. The Eagles had a short jumper roll off the rim as time expired to send the game into the extra period. Copeland led the Hokies with 19 points, while Diawara and Cook tossed in 13 each.

Second-seeded and No. 4 North Carolina

jumped out to a 24-6 lead to open the game and never looked back in handing the Hokies a 90-60 loss in the ACC tournament quarterfinals. The Tar Heels never gave Tech a fighting chance as they connected on 15 of their first 22 shots, including six three-point baskets. Diawara was the lone bright spot with 17 points and nine boards.

The Hokies earned their 10th consecutive postseason bid and hosted Western Carolina in the second round of the WNIT after receiving a first-round bye. After leading only 37-35 at the half, Tech used a 19-4 run over a five minute span in the second half to finally put the Catamounts away and go on to a 74-64 victory. Cook led Tech with 20 points on 8-of-10 shooting from the field with Diawara picking up 16 points and 11 rebounds.

In a back-and-forth game, the final swing of the pendulum favored the visiting Auburn Tigers, who managed to score on each of their final 10 possessions to pick up an 81-73 WNIT quarterfinal win and end the Hokies' season. In her final game in a Tech uniform, Anderson scored a career-high 24 points and Cook hit a career-high four treys en route to 14 points. Tech's other two seniors in addition to Anderson, Copeland and Diawara, finished in double figures with 11 and 10 points respectively, in their final game.



Amber Hall was among the Hokies top rebounders

2006-2007 Results

November

1	BELMONT ABBEY (Exb.)	W	86-44
6	WINGATE (Exb.)	W	101-59
10	RADFORD	L	60-67

Basketball Travelers Classic, Baton Rouge, La.

12	vs. Howard	W	97-78
13	vs. West Virginia	W	60-56
14	at #10 LSU	L	40-70
18	DELAWARE STATE	W	66-50

Pepperdine Thanksgiving Tour., Malibu, Calif.

24	vs. Iowa State	L	69-75
25	vs. Tennessee Tech	W	87-52
28	WILLIAM & MARY	L	41-64

December

2	CHARLOTTE	W	80-68
5	at Liberty	W	55-52
18	ETSU (ACC Select)	W	78-64
21	at UAB	L	59-70

LADY LUCK CLASSIC, BLACKSBURG, Va.

28	WINSTON-SALEM ST.	W	43-33
29	DETROIT	W	71-57

January

2	WAKE FOREST*	W	74-54
4	at #2 North Carolina*	L	68-102
7	#3 DUKE* (RSN)	L	54-86
10	vs. UNC Greensboro#	W	56-45
15	FLORIDA STATE* (RSN)	L	60-70
18	at Wake Forest* (ACC Select)	W	74-34
22	at Virginia* (RSN)	W	60-58
25	MIAMI* (ACC Select)	W	78-71
29	at #1 Duke* (RSN)	L	65-75

February

3	MOREHEAD STATE (ACC Select)	W	77-64
5	GEORGIA TECH*	W	73-68
8	at #6 Maryland*	L	59-68
11	at Clemson*	L	69-73
15	VIRGINIA*	L	76-79
18	NC STATE* (RSN)	L	63-68
23	at Boston College* (RSN)	W	67-52

March

1-4	30th ACC Championship in Greensboro, N.C.		
1	vs. Boston College (ACC Select)	W	60-54 OT
2	vs. #4 North Carolina	L	60-90
17	WESTERN CAROLINA\$	W	74-64
22	AUBURN\$	L	73-81

*Atlantic Coast Conference game
#Greensboro Coliseum
\$WNIT
Home Games in ALL CAPS

2006-07 Season Box Score

2006-2007 SEASON BOX SCORE

##	Player	GP	GS	Min	Avg	TOTAL			3-PTS			REBOUNDS				PF	FO	A	TO	Blk	Stl	Pts	Avg			
						FG	FGA	Pct	3FG	FGA	Pct	FT	FTA	Pct	Off									Def	Tot	Avg
5	COPELAND, Kirby	32	32	1002	31.3	191	446	.428	18	69	.261	79	124	.637	44	74	118	3.7	87	2	146	125	6	68	479	15.0
	Conference-Only...	14	14	449	32.1	86	200	.430	6	28	.214	34	53	.642	13	26	39	2.8	43	2	60	52	6	32	212	15.1
11	DIAWARA, Nare	34	34	933	27.4	152	307	.495	0	2	.000	115	159	.723	110	164	274	8.1	82	2	42	78	53	23	419	12.3
	Conference-Only...	14	14	374	26.7	62	132	.470	0	1	.000	50	64	.781	44	70	114	8.1	32	1	14	35	23	9	174	12.4
21	COOK, Brittany	34	25	939	27.6	145	298	.487	20	69	.290	47	62	.758	57	109	166	4.9	54	1	74	88	10	42	357	10.5
	Conference-Only...	14	14	435	31.1	69	141	.489	12	35	.343	25	28	.893	30	49	79	5.6	24	0	32	41	7	20	175	12.5
25	ANDERSON, Britney	34	31	924	27.2	143	315	.454	13	48	.271	48	76	.632	31	107	138	4.1	54	1	41	84	12	31	347	10.2
	Conference-Only...	14	12	381	27.2	58	129	.450	6	20	.300	27	37	.730	13	43	56	4.0	18	0	18	32	2	11	149	10.6
31	HALL, Amber	33	12	662	20.1	55	126	.437	0	0	.000	31	44	.705	49	105	154	4.7	47	0	30	59	30	21	141	4.3
	Conference-Only...	13	2	218	16.8	18	44	.409	0	0	.000	11	12	.917	21	39	60	4.6	19	0	6	23	11	8	47	3.6
20	BIGGS, Lindsay	34	0	474	13.9	44	135	.326	28	97	.289	17	17	1.000	3	42	45	1.3	35	0	19	34	10	7	133	3.9
	Conference-Only...	14	0	193	13.8	18	50	.360	10	32	.313	6	6	1.000	2	17	19	1.4	17	0	6	16	3	3	52	3.7
22	HASKINS, Laura	34	34	916	26.9	42	126	.333	10	35	.286	27	39	.692	25	107	132	3.9	43	0	88	93	5	44	121	3.6
	Conference-Only...	14	14	364	26.0	17	48	.354	4	13	.308	8	13	.615	10	36	46	3.3	18	0	39	32	2	15	46	3.3
15	DRYE, Utaya	34	2	428	12.6	43	101	.426	0	2	.000	21	31	.677	33	37	70	2.1	24	0	22	46	1	24	107	3.1
	Conference-Only...	14	0	190	13.6	17	45	.378	0	0	.000	8	13	.615	17	12	29	2.1	12	0	10	20	0	12	42	3.0
13	BRENTNALL, Eleanor	31	0	303	9.8	34	82	.415	0	2	.000	19	26	.731	25	35	60	1.9	31	0	9	13	2	4	87	2.8
	Conference-Only...	14	0	140	10.0	12	28	.429	0	0	.000	9	12	.750	8	13	21	1.5	17	0	3	10	1	1	33	2.4
12	MURRAY, Vionca	23	0	141	6.1	13	35	.371	0	0	.000	16	21	.762	10	15	25	1.1	13	0	1	14	3	3	42	1.8
	Conference-Only...	6	0	24	4.0	1	4	.250	0	0	.000	1	3	.333	1	3	4	0.7	1	0	0	0	1	1	3	0.5
22	LEMAITRE, A.J.	10	0	39	3.9	4	11	.364	0	3	.000	2	3	.667	1	8	9	0.9	2	0	5	6	0	1	10	1.0
	Conference-Only...	3	0	10	3.3	1	2	.500	0	0	.000	2	3	.667	0	1	1	0.3	0	0	1	1	0	1	4	1.3
24	LOGAN, Lakeisha	16	0	64	4.0	1	9	.111	0	5	.000	1	3	.333	0	4	4	0.3	5	0	2	7	0	2	3	0.2
	Conference-Only...	6	0	22	3.7	1	2	.500	0	1	.000	1	3	.333	0	2	2	0.3	1	0	0	2	0	0	3	0.5
TEAM REBOUNDS...												62	74	136	4.0	0	4									
Conference-Only...												27	29	56	4.0	0	2									
Virginia Tech		34	6825			867 1991 .435			89	332	.268	423	605	.699	450	881	1331	39.1	477	6	479	651	132	270	2246	66.1
Conference-Only...		14	2800			360 825 .436			38	130	.292	182	247	.737	186	340	526	37.6	202	3	189	266	56	113	940	67.1
Opponents.....		34	6825			848 2081 .407			174	492	.354	352	505	.697	423	775	1198	35.2	568	-433	572	121	321	2222	65.4	
Conference-Only...		14	2800			375 860 .436			57	180	.317	161	225	.716	178	319	497	35.5	228	3	195	231	60	138	968	69.1

SCORE BY PERIODS:				
1st	2nd	OT	Total	
Virginia Tech	1079	1159	8	2246
Opponents	1120	1100	2	2222

DEADBALL REBOUNDS:		
OFF	DEF	TOTAL
Virginia Tech	74	91
Opponents	66	73

The Hokies celebrate a last-second victory at Virginia



Game 1

Radford 67, Virginia Tech 60
Blacksburg, Va. • Nov. 10, 2006

BLACKSBURG, Va. - Virginia Tech rallied from a 15-point first-half deficit to take the lead in the second half, but the Hokies couldn't hold on to it, falling to Radford 67-60 in a non-conference game at Cassell Coliseum. The loss snapped a seven-game Tech winning streak against Radford, and the Hokies lost a season opener for the first time in 10 years. It also marked Tech's first loss in a home opener since falling to Old Dominion in 1991 at Cassell.

Once the Hokies got back in the game, the latter part of the second half went back and forth. Kirby Copeland's basket with 3:12 tied the game at 58, but Radford's Sarah Stephens - a thorn in Tech's side all evening - converted on a traditional three-point play with 1:39 remaining to give the Highlanders a 61-58 lead.

Copeland cut the lead to one on a basket with 47.9 seconds left. Tech's Laura Haskins then fouled Johnette Walker with 43.9 seconds left, and Walker made both to give the Highlanders a 63-60 lead. A Copeland turnover on Tech's next possession, and a Britney Anderson foul sent Corrie Fertitta to the line with 35.1 seconds to go. Fertitta made both to give the Highlanders a 65-60 lead. Fertitta added two more free throws with 21.4 seconds left to provide the final margin as Tech's offense struggled to get a 3-pointer off against Radford's defense on its final two possessions.

Tech was led with 20 points from Copeland and 18 from Diawara, who also added 11 rebounds for her first career double-double.



Kirby Copeland

Game 2

Virginia Tech 97, Howard 78
Baton Rouge, La. • Nov. 12, 2006

BATON ROUGE, La. - Virginia Tech found a cure for two major problems in a 97-78 victory over Howard on the first day of the Basketball Travelers Classic.

The Hokies suffered from poor free throw shooting and a lack of point distribution in the 67-60 season-opening loss to Radford. Tech had no such problems against the Lady Bisons connecting on 34-of-44 charity tosses and had 11 players score in the contest.

The seniors led the way with Nare Diawara posting her second consecutive career-high game with 24 points to go along with nine rebounds, six assists, two steals and two blocks. Diawara had 18 points and 11 boards against Radford. Britney Anderson had 13 points and Kirby Copeland tallied 11 in the victory. Tech's bench, which produced only 12 points against the Highlanders, contributed 35 against Howard led by Brittany Cook and Vionca Murray with nine points each.

Radford 67, Virginia Tech 60 Nov. 10, 2006 - Cassell Coliseum

RU (67)	MP	FG	FT	R	A	PF	TP
Corrie Fertitta	28	0-4	4-4	10	1	3	12
Kelli Darden	18	1-4	3-4	2	1	4	5
Shavon Earp	23	2-6	0-0	0	0	2	6
Vandy Pullen	28	3-7	0-2	6	1	0	6
Johnette Walker	30	0-2	3-5	1	6	4	5
Daivda Dodson	20	1-2	0-0	3	2	0	5
Serena White	10	1-3	0-0	3	0	2	3
Tameisha Carter	10	1-1	0-0	1	0	0	3
Charron Leeper	2	0-1	0-0	2	0	1	0
Sarah Stevens	31	8-12	6-7	4	1	3	22
Team				1			
Totals	200	23-53	16-22	33	12	19	67

VT (60)	MP	FG	FT	R	A	PF	TP
Britney Anderson	30	2-10	0-3	6	4	3	4
Amber Hall	25	2-6	0-3	8	1	2	4
Nare Diawara	27	6-11	6-8	11	1	4	18
Kirby Copeland	35	9-21	0-0	3	2	4	20
Laura Haskins	31	1-4	0-2	1	1	2	2
Vionca Murray	10	2-3	0-0	4	0	1	4
Eleanor Brentnall	5	1-1	0-0	0	0	1	2
Utahya Drye	4	0-2	0-0	2	0	0	0
Lindsay Biggs	9	0-0	0-0	1	0	0	0
Brittany Cook	24	3-7	0-2	8	1	2	6
Team				4			
Totals	200	26-65	6-18	48	10	19	60

Radford		33		34		—	67
Virginia Tech		26		34		—	60

PERCENTAGES:							
RU	FG%	43.4	3PT%	35.7	FT%		72.7
VT	FG%	40.0	3PT%	33.3	FT%		33.3

3-POINTERS - RU 5 (Earp 2, Dodson, White, Carter); VT 2 (Copeland 2)
BLOCKED SHOTS - RU 4 (Darden 2, Fertitta, Pullen); VT 6 (Diawara 2, Anderson, Hall, Murray, Cook)
STEALS - RU 7 (Walker 5, Pullen, Stephens); VT 7 (Haskins 3, Anderson 2, Cook 2)
TURNOVERS - RU 15 (Fertitta 4, Earp 3, Pullen 2, Walker 2, Dodson 2, Darden, White); VT 17 (Hall 4, Copeland 4, Diawara 2, Murray 2, Cook 2, Anderson, Haskins, Team)
TECHNICAL FOULS - None
OFFICIALS: Eric Brewton, Mark Hardcastle, Karen Preato
ATTENDANCE: 3,363



Nare Diawara

Virginia Tech 97, Howard 78 Nov. 12, 2006 - Pete Maravich Assembly Center

HU (78)	MP	FG	FT	R	A	PF	TP
Courtney Smiley	32	1-2	2-2	5	2	1	4
Sequoya Moore	14	0-3	0-2	8	0	3	0
Melloni Benson	21	3-14	0-0	3	0	5	8
Shannon Carlisle	28	11-24	5-6	4	5	2	29
Christina Aden	28	7-16	1-2	4	0	1	19
Reyna Gross	12	2-6	0-0	1	2	3	4
Lonice Kenley	14	2-11	0-0	1	0	0	5
Morgan Neal	10	2-6	0-0	1	0	5	5
Charae Baukman	8	0-1	2-4	4	0	4	2
Tamaya Daniels	12	0-1	0-0	0	0	4	0
Asha Santee	13	0-2	0-0	2	0	1	0
Terease Thornton	8	1-3	0-0	4	1	1	2
Team				6			
Totals	200	29-89	10-16	43	10	30	78

VT (97)	MP	FG	FT	R	A	PF	TP
Britney Anderson	29	5-10	3-4	6	4	0	13
Amber Hall	26	3-4	1-2	5	4	0	7
Nare Diawara	24	7-10	10-11	9	6	4	24
Kirby Copeland	21	4-9	3-7	2	4	3	11
Laura Haskins	26	2-3	2-2	6	5	2	7
Vionca Murray	16	2-4	5-6	2	0	2	9
Eleanor Brentnall	5	3-5	1-1	4	0	1	7
A.J. Lemaire	5	1-1	0-0	3	2	0	2
Utahya Drye	13	1-2	2-3	6	0	0	4
Lindsay Biggs	19	0-4	4-4	1	2	1	4
Brittany Cook	14	3-7	3-4	0	2	5	9
Lakeisha Logan	2	0-0	0-0	0	0	0	0
Team				7			
Totals	200	31-59	34-44	51	29	18	97

Howard		32		46		—	78
Virginia Tech		49		48		—	98

PERCENTAGES:
 HU FG% 32.6 3PT% 38.5 FT% 62.5
 VT FG% 52.5 3PT% 9.1 FT% 77.3

3-POINTERS - HU 10 (Aden 4, Benson 2, Carlisle 2, Kenley, Neal); VT 1 (Haskins)
BLOCKED SHOTS - HU 0; VT 5 (Diawara 2, Anderson, Hall, Haskins)
STEALS - HU 13 (Carlisle 6, Moore 2, Smiley, Benson, Aden, Kenley, Neal); VT 13 (Hall 2, Diawara 2, Copeland 2, Haskins 2, Murray, Brentnall, Drye, Biggs, Cook)
TURNOVERS - HU 17 (Carlisle 7, Moore 3, Aden 2, Gross 2, Smiley, Benson, Kenley); VT 25 (Anderson 6, Hall 5, Lemaire 3, Diawara 2, Haskins 2, Drye 2, Biggs 2, Copeland, Cook)
TECHNICAL FOULS - None
OFFICIALS: Sally Bell, Dennis DeMayo, R. Gulbeyan
ATTENDANCE: 3,940

Game 3

Virginia Tech 60, West Virginia 56
Baton Rouge, La. • Nov. 13, 2006

BATON ROUGE, La. - Laura Haskins sank two free throws with seven seconds left to complete a furious second-half comeback in Virginia Tech's 60-56 win over West Virginia in the Basketball Travelers Classic.

After trailing by as many as 20 points late in the first half, the Hokies finally caught the Mountaineers and took their first lead of the game on two Nare Diawara free throws with 2:27 remaining in the game to lead 56-55. West Virginia's Ashley Powell followed on the next possession with one of two free throws at the 1:17 mark to tie the contest. After each team failed to convert on its' next possession, the Hokies got a breakthrough by Britney Anderson who was fouled before the shot.

Anderson converted one of two free throws with 44 seconds left, following a West Virginia miss, Kirby Copeland took a charge. Copeland hit one of two charity tosses to increase the lead to 58-56 with 26 ticks left. After each team took a timeout, West Virginia set up a play, but Britney Davis-White missed an off-balance jumper in the paint. Haskins came up with the rebound and nailed the free throws for the win.

West Virginia shot a sizzling 65.4 percent in the first half, including five three-point baskets, but Tech limited the Mountaineers to only three field goals in the second half and just one trey.

Tech was led by Copeland with 14 points, eight rebounds and six assists, followed by Anderson with 11 points. Amber Hall added 10 points, eight boards, three assists and two steals, while Lindsay Biggs contributed nine points, including two big three-point baskets, during the Tech comeback.

Virginia Tech 60, West Virginia 56 Nov. 13, 2006; Pete Maravich Assembly Center

VT (60)	MP	FG	FT	R	A	PF	TP
Britney Anderson	34	4-9	3-8	4	0	1	11
Amber Hall	32	4-7	3-8	8	3	3	10
Nare Diawara	32	1-6	3-4	5	0	1	5
Kirby Copeland	36	6-14	2-4	8	6	4	14
Laura Haskins	28	1-4	2-2	3	1	2	4
Vionca Murray	4	0-0	1-2	0	0	1	1
Utahya Drye	4	0-2	2-2	0	0	0	2
Lindsay Biggs	18	3-8	1-1	3	0	2	9
Brittany Cook	12	1-3	2-2	2	1	0	4
Team				1			
Totals	200	20-53	18-28	34	11	14	60

WVU (56)	MP	FG	FT	R	A	PF	TP
Chakhia Cole	29	0-2	0-0	2	0	3	0
Olayinka Sanni	35	3-9	3-6	8	1	5	9
LaQuita Owens	23	6-10	0-0	4	0	5	15
Britney Davis-White	27	1-6	2-2	2	2	4	5
Ashley Powell	17	0-1	1-2	3	3	4	1
Sparkle Davis	33	6-12	2-2	2	6	0	16
Lateefah Joye	12	1-1	0-0	2	1	3	2
Melanie Small	6	1-1	0-0	1	0	1	2
Janay Armstrong	0+	0-0	0-0	0	0	0	0
Tameka Kelly	18	2-5	2-2	3	1	1	6
Team				1			
Totals	200	20-47	10-14	28	14	26	56

Virginia Tech		28		32		—	60
West Virginia		40		16		—	56

PERCENTAGES:

VT	FG%	37.7	3PT%	14.3	FT%	64.3
WVU	FG%	42.6	3PT%	40.0	FT%	71.4

3-POINTERS - VT 2 (Biggs 2); WVU 6 (Owens 3, Davis 2, Davis-White)

BLOCKED SHOTS - VT 2 (Anderson, Diawara); WVU 1 (Kelly)

STEALS - VT 12 (Copeland 4, Anderson 3, Hall 2, Haskins, Biggs, Cook); WVU 12 (Sanni 4, Owens 2, Powell 2, Davis 2, Joye 2)

TURNOVERS - VT 20 (Anderson 6, Hall 4, Diawara 2, Copeland 2, Haskins 2, Murray 2, Biggs, Cook); WVU 24 (Davis-White 6, Davis 4, Cole 3, Powell 3, Sanni 2, Owens 2, Joye 2, Kelly)

TECHNICAL FOULS - None

OFFICIALS: Dee Kantner, Bonita Spence, Susan Blauch

ATTENDANCE: 300

Game 4

No. 10 LSU 70, Virginia Tech 60
Baton Rouge, La. • Nov. 14, 2006

BATON ROUGE, La. - Virginia Tech closed out the Basketball Travelers Classic, played at the Pete Maravich Assembly Center, with a 70-40 loss to host No. 10 LSU.

Tech was led by all-tournament team selection, Kirby Copeland's 14 points. Copeland tied LSU's Sylvia Fowles for the game-high in points, while Quianna Chaney and Porsha Phillips joined Fowles in double figures for the Lady Tigers, with 12 and 10, respectively.

Lindsey Biggs scored six points off the bench, while post Nare Diawara also scored six points and grabbed five rebounds. Copeland added a game-high six assists to go along with her 14 points, while Brittany Cook chipped in six boards and two assists.

The Lady Tigers outscored Tech 21-6 in the first ten minutes and never looked back. A 25-9 LSU run opened the second half, increasing their lead to 62-28.

LSU shot 45.5 percent and scored 27 points off Tech's turnovers, while the Hokies were held to 33 percent shooting from the floor.

No. 10 LSU 70, Virginia Tech 60 Nov. 14, 2006; Pete Maravich Assembly Center

VT (60)	MP	FG	FT	R	A	PF	TP
Britney Anderson	25	2-7	0-1	4	0	2	4
Amber Hall	25	1-4	0-0	3	0	1	2
Nare Diawara	26	3-7	0-0	4	0	4	6
Kirby Copeland	31	5-13	3-4	5	6	0	14
Laura Haskins	17	0-0	0-0	4	1	0	0
Vionca Murray	9	1-2	1-1	1	0	1	3
Eleanor Brentnall	9	1-3	0-0	0	0	0	2
A.J. Lemaire	2	0-1	0-0	1	0	0	0
Utahya Drye	15	1-4	0-0	1	1	2	2
Lindsay Biggs	23	2-4	0-0	1	1	1	6
Brittany Cook	18	0-3	1-2	6	2	0	1
Team				1			
Totals	200	16-48	5-7	31	11	11	40

#10 LSU (70)	MP	FG	FT	R	A	PF	TP
Ashley Thomas	18	1-5	0-0	3	0	3	2
Sylvia Fowles	23	6-11	2-6	8	0	0	14
Erica White	24	3-4	1-2	5	6	0	7
RaShonta LeBlanc	14	4-6	0-0	2	1	1	9
Quianna Chaney	19	5-11	2-2	3	3	1	12
Katie Antony	15	1-3	0-0	0	1	2	2
Khalilah Mitchell	14	0-2	0-0	2	1	0	0
Porsha Phillips	13	4-5	2-2	5	0	2	10
Allison Hightower	25	3-10	0-0	2	3	1	6
Marian Whitfield	10	1-3	2-2	0	1	0	4
Meshia Williams	12	0-1	0-0	2	0	0	0
Kristen Morris	13	0-0	0-0	3	1	4	4
Team				3			
Totals	200	30-66	9-14	38	17	11	70

Virginia Tech		19		21		—	40
No. 10 LSU		37		33		—	70

PERCENTAGES:

VT	FG%	33.3	3PT%	25.0	FT%	71.4
No. 10 LSU	FG%	45.5	3PT%	11.1	FT%	64.3

3-POINTERS - VT 3 (Biggs 2, Copeland); LSU 1 (LeBlanc)

BLOCKED SHOTS - VT 3 (Anderson 2, Diawara); LSU 1 (Hightower)

STEALS - VT 0; LSU 13 (White 4, Chaney 3, Hightower 2, Thomas, Fowles, Phillips, Morris)

TURNOVERS - VT 23 (Anderson 5, Haskins 4, Hall 3, Diawara 3, Copeland 3, Cook 2, Murray, Drye, Biggs); LSU 7 (Thomas 2, Fowles, White, LeBlanc, Hightower, Morris)

TECHNICAL FOULS - None

OFFICIALS: Dee Kantner, Eric Brewton, F. Cushenberry

ATTENDANCE: 3829

Game 5

Virginia Tech 66, Delaware State 50
Blacksburg, Va. • Nov. 18, 2006

BLACKSBURG, Va. - Virginia Tech used an 18-3 second half run to pull away from the pesky Delaware State Hornets with a 66-50 win at Cassell Coliseum.

The first half was a see-saw affair that featured six ties and five lead changes, with neither team leading by more than five points. The Hokies looked good on most of the stat sheet, shooting an impressive 60 percent from the field (15-of-25) and outrebounding the Hornets 20-10. The Hornets, by contrast, shot just 38.7 percent from the floor, making 12-of-31.

The Hornets forced 11 Tech turnovers and parlayed those into a 13-4 advantage in points off of turnovers. What resulted was a slim 32-29 Hokie lead at intermission.

Katrem Palmer hit a shot at the 17:56 mark of the second to tie the score at 33. However, after that the Hokies finally found the run they had been looking for, outscoring the Hornets 10-1 over the next 5:45 to take a 43-34 lead and finally acquire a little breathing room. The Hornets went 0-for-8 during that span. The Hokies went on to stretch the run to 18-3 and take a 51-37 lead with under 10 minutes to play.

Following that stretch, the two teams went back to trading baskets as they had done for the entire first half and the Hokies held on for the win. Nare Diawara finished one rebound shy of a double-double with 13 points and nine rebounds. Britney Anderson and Brittany Cook joined her in double figures with 13 and 10 points, respectively. Point guard Laura Haskins tied a career-high with seven rebounds, while freshman Vionca Murray tied a personal best with nine points.

Virginia Tech 66, Delaware State 50 Nov. 18, 2006; Cassell Coliseum

DSU (50)	MP	FG	FT	R	A	PF	TP
Raquel Collier	31	7-16	4-5	3	2	1	19
Katrem Palmer	35	4-13	2-2	10	0	2	11
Thea Littlepage	22	1-4	0-0	2	0	3	2
Ashlee Burbage	34	3-11	0-0	3	6	3	7
Jameka Smith	31	2-7	1-2	3	0	2	5
Shaquana Morgan	9	0-4	0-0	0	1	0	0
Selena Galloway	15	1-3	1-3	0	0	1	4
Shatasia Little	6	0-0	0-0	1	0	1	0
Ashley Thompson	17	1-5	0-0	1	0	0	2
Team				3			
Totals	200	19-63	8-12	26	9	13	50

VT (66)	MP	FG	FT	R	A	PF	TP
Britney Anderson	26	6-9	1-2	3	2	2	13
Amber Hall	21	2-4	4-4	4	1	0	8
Nare Diawara	33	6-7	1-3	9	1	2	13
Kirby Copeland	28	3-5	0-0	5	6	3	6
Laura Haskins	35	1-4	0-0	7	6	2	2
Vionca Murray	15	2-4	5-6	1	0	1	9
A.J. Lemaire	4	0-1	0-0	1	0	1	0
Utahya Drye	1	0-0	0-0	1	0	0	0
Lindsay Biggs	12	2-3	0-0	0	0	0	5
Brittany Cook	25	5-6	0-0	5	3	3	10
Team				3			
Totals	200	27-43	11-15	38	19	14	66

Delaware State		29		21		—	50
Virginia Tech		32		34		—	66

PERCENTAGES:

DSU	FG%	30.2	3PT%	22.2	FT%	66.7
VT	FG%	62.8	3PT%	100.0	FT%	73.3

3-POINTERS - DSU 4 (Collier, Palmer, Burbage, Galloway); VT 1 (Biggs)

BLOCKED SHOTS - DSU 2 (Palmer, Galloway); VT 0

STEALS - DSU 10 (Collier 4, Palmer 2, Littlepage 2, Burbage, Smith); VT 3 (Copeland, Haskins, Murray)

TURNOVERS - DSU 11 (Collier 2, Palmer 2, Burbage 2, Galloway 2, Littlepage, Little, Thompson); VT 20 (Copeland 4, Haskins 4, Cook 4, Anderson 2, Drye 2, Hall, Diawara, Lemaire, Biggs)

TECHNICAL FOULS - None

OFFICIALS: Bryan Brunette, Douglass Cloud, Dan Outlaw

ATTENDANCE: 3310



Game 6

Iowa State 75, Virginia Tech 69
Malibu, Calif. • Nov. 24, 2006

MALIBU, Calif. - Kirby Copeland's career afternoon proved to be not enough as the Hokies dropped a 75-69 decision to Iowa State in the opening round of the Pepperdine Thanksgiving tournament.

Copeland scored a career-high 28 points and tied a career-high with 10 rebounds in a losing effort. The double-double was the first of her career. Britney Anderson added 13 points for the Hokies.

The Hokies had allowed just 26 three-point baskets in their first five games, but the Cyclones nailed 14 in the contest and were 14-of-27 from behind arc. Meanwhile, Tech had a season-high five treys but could not keep up with their hot-shooting opponents. Iowa State shot 50 percent from the field and 51.9 on three-point attempts.

The two teams battled through a fast-paced first half with the Cyclones taking a 41-39 halftime edge. Tech built a 48-45 lead four minutes into the second half before Toccara Ross nailed a three to tie the game. From that point, Iowa State put together a game-deciding 18-4 run over the next 7:32 to build a 66-52 lead that the Hokies could not overcome.

Tech mounted one final comeback in the final four minutes with an 11-3 spurt which proved to be not enough.

Iowa State 75, Virginia Tech 69 Nov. 24, 2006; Firestone Fieldhouse

ISU (75)	MP	FG	FT	R	A	PF	TP
Megan Ronhovde	20	1-2	0-0	1	1	3	3
Toccara Ross	28	8-14	1-2	11	0	2	18
Nicky Wieben	14	0-3	0-0	2	0	2	0
Lyndsey Medders	35	8-17	2-4	7	7	0	23
Heather Ezell	38	5-11	0-1	2	7	2	12
Rachel Pierson	13	0-1	2-5	3	0	2	2
Alison Lacey	18	1-2	0-0	0	0	1	3
Gillian Bjerke	10	0-0	0-0	2	0	1	0
Shellie Mosman	12	2-2	0-0	2	1	0	6
Amanda Nisleit	12	3-4	0-0	5	0	2	8
Team				6			
Totals	200	28-56	5-12	41	16	15	75

VT (69)	MP	FG	FT	R	A	PF	TP
Britney Anderson	30	6-12	0-0	4	1	0	13
Amber Hall	22	2-6	0-0	5	1	4	4
Nare Diawara	35	3-7	0-2	3	0	3	6
Kirby Copeland	36	12-25	2-3	10	6	2	28
Laura Haskins	34	1-10	0-0	7	2	2	3
Vionca Murray	5	1-1	0-0	0	0	1	2
Eleanor Brentnall	6	0-2	4-4	2	0	0	4
Utahya Drye	7	2-3	0-0	1	0	0	4
Lindsay Biggs	9	1-1	0-0	1	1	0	3
Brittany Cook	16	0-3	0-0	1	1	0	2
Team				7			
Totals	200	29-75	6-9	41	12	11	69

Iowa State		41		34			75
Virginia Tech		39		30			69

PERCENTAGES:							
ISU	FG%	50.0	3PT%	51.9	FT%		41.7
VT	FG%	38.7	3PT%	29.4	FT%		66.7

3-POINTERS - ISU 14 (Medders 5, Ezell 2, Mosman 2, Nisleit 2, Ronhovde, Ross, Lacey); VT 5 (Copeland 2, Anderson, Haskins, Biggs)

BLOCKED SHOTS - ISU 3 (Wieben, Ezell, Pierson); VT 1 (Hall)

STEALS - ISU 0; VT 6 (Anderson 3, Hall, Diawara, Copeland)

TURNOVERS - ISU 17 (Ezell 4, Ross 3, Medders 3, Pierson 3, Ronhovde 2, Wieben 2); VT 7 (Copeland 3, Haskins 2, Diawara, Biggs)

TECHNICAL FOULS - None

OFFICIALS: Lucy Banuelos, Debbie Kotani, Thomas Dubas

ATTENDANCE: 240

Game 7

Virginia Tech 87, Tennessee Tech 52
Malibu, Calif. • Nov. 25, 2006

MALIBU, Calif. - Virginia Tech used a dominant inside game and red-hot shooting to easily defeat Tennessee Tech, 87-52, in the consolation game of the Pepperdine Thanksgiving tournament. The event was played at Firestone Fieldhouse on the University of Pepperdine campus.

Tech dominated from the outset by pounding the ball inside and never looked back in the lopsided affair. The Hokies shot 60.7 percent (37-61) from the field and never trailed, while dominating the boards with a 41-28 advantage. Tech scored 52 points in the paint while the Golden Eagles could muster only 10 on the inside.

Tennessee Tech shot only 28.3 percent (17-60) from the field, but did connect on 10-of-21 shots from behind the arc.

The Hokies were led in scoring by Britney Anderson and Amber Hall with 14 each, followed by Nare Diawara and Kirby Copeland with 13 and 10 points, respectively. Copeland, who had a career-high 28 points in Friday's loss to Iowa State, was named to the All-tournament team.

Tech raced out to an 8-0 advantage before Tennessee Tech dropped in a couple of three-point shots prompting a quick Hokie time-out. Tech came out of the break, put together a 14-2 run and never looked back in extending the lead to 42-27. The second half was more of the same with the Hokies pounding the ball inside and cruising to the 35-point win.

Virginia Tech 87, Tennessee Tech 52 Nov. 25, 2006; Firestone Fieldhouse

VT (87)	MP	FG	FT	R	A	PF	TP
Britney Anderson	27	6-11	2-2	6	1	0	14
Amber Hall	27	6-6	2-2	5	1	1	14
Nare Diawara	25	6-8	1-1	8	4	1	13
Kirby Copeland	26	5-11	0-0	3	4	1	10
Laura Haskins	19	2-2	2-2	3	3	0	7
Vionca Murray	6	1-3	1-1	1	0	1	3
Eleanor Brentnall	11	4-5	0-0	3	0	1	8
A.J. Lemaire	5	0-1	0-0	0	0	0	0
Utahya Drye	17	4-7	0-0	1	2	0	8
Lindsay Biggs	16	1-3	2-2	2	2	2	5
Brittany Cook	17	2-4	1-2	3	2	1	5
Lakeisha Logan	4	0-0	0-0	1	0	0	0
Team				5			
Totals	200	37-61	11-12	41	19	8	87

TT (52)	MP	FG	FT	R	A	PF	TP
Blair Bowens	30	21-6	0-0	5	1	1	3
Kendall Cavin	29	3-4	0-0	3	1	3	13
Cara Reed	30	2-10	2-2	1	2	1	7
Deanna Apple	13	0-2	0-0	1	1	0	0
Megan Lyons	25	3-7	0-0	1	1	1	7
Kristina Tyler	6	0-3	0-0	1	0	0	0
Daisy Dodd	6	0-2	0-0	1	0	1	0
Whitney Mayo	6	0-1	0-0	1	0	0	0
Joi Nichols	4	0-0	0-0	1	0	0	0
Marissa Hensley	24	5-13	6-6	4	2	0	19
Allison Price	27	1-6	0-0	3	1	4	3
Team				6			
Totals	200	17-60	8-8	28	9	11	52

Virginia Tech		42		45			87
Tennessee Tech		27		25			52

PERCENTAGES:							
VT	FG%	60.7	3PT%	50.0	FT%		91.7
TT	FG%	28.3	3PT%	47.6	FT%		100.0

3-POINTERS - VT 2 (Haskins, Biggs); TT 10 (Cavin 3, Hensley 3, Bowens, Reed, Lyons, Price)

BLOCKED SHOTS - VT 4 (Hall 3, Biggs); TT 3 (Reed 2, Dodd)

STEALS - VT 8 (Copeland 5, Haskins, Drye, Cook); TT 8 (Bowens 2, Apple 2, Cavin, Lyons, Hensley, Price)

TURNOVERS - VT 17 (Haskins 3, Diawara 3, Anderson 2, Copeland 2, Brentnall 2, Drye 2, Biggs, Cook, Logan); TT 21 (Reed 4, Hensley 4, Bowens 3, Cavin 3, Price 2, Tyler, Dodd, Mayo, Nichols, Team)

TECHNICAL FOULS - None

OFFICIALS: Chuck Gonzalez, Kevin Storey, Bethany Graves

ATTENDANCE: 89

Game 8

William & Mary 64, Virginia Tech 41
Blacksburg, Va. • Nov. 28, 2006

BLACKSBURG, Va. - William & Mary went on two big runs - one in the first half and one in the second half - and Virginia Tech just couldn't overcome the combination, falling to the Tribe 64-41 in a non-conference game played Tuesday night at Cassell Coliseum.

The Tribe shot just 41.5 percent from the floor, but hit 9-of-17 from beyond the arc (52.9 percent) against a Tech team that was last in the ACC in 3-point field-goal percentage defense coming into the game (38.5 percent).

The Tribe's hot shooting enabled them to go on a 14-0 run midway through the first half, turning a one-point deficit into a 13-point lead thanks largely to three 3-pointers. The Hokies went more than nine minutes without a point during that stretch, going 0-for-9 from the floor and turning the ball over seven times. William & Mary stretched that lead to 19 late in the first half and led by 17 at halftime.

Tech, though, managed to put together a run to slice into that lead at the start of the second half. Thanks largely to Britney Anderson, the Hokies opened the second half with a 16-4 run to cut the lead to 38-33 with 14:10 left in the game. Anderson, a senior from Blacksburg, scored 11 of her team-high 15 points in that run, hitting three 3-pointers - a career high for her.

But the Tribe answered by going on a 13-0 run to build the lead back to 18, and that turned out to be too much for Tech to overcome. William & Mary outscored Tech 26-8 to end the game.

William & Mary 64, Virginia Tech 41 Nov. 28, 2006; Cassell Coliseum

W&M (64)	MP	FG	FT	R	A	PF	TP
Dani Kell	32	6-15	4-6	9	1	0	19
Devin James	38	9-16	5-6	6	4	3	26
Kyra Kaylor	35	2-8	0-2	11	3	2	5
Katie Tausanovitch	11	2-5	0-1	1	1	0	0
Sarah Stroh	36	0-4	2-3	3	3	1	2
Courtney Portell	15	1-1	0-0	1	2	1	3
Robyn Barton	8	2-3	0-0	1	0	0	5
Tiffany Benson	25	0-1	0-2	4	0	2	0
Team				2			
Totals	200	22-53	11-20	41	14	14	64

VT (41)	MP	FG	FT	R	A	PF	TP
Britney Anderson	33	3-5	0-0	5	0	2	15
Amber Hall	21	1-5	0-0	4	0	1	2
Nare Diawara	29	0-7	3-6	10	0	2	3
Kirby Copeland	38	3-14	2-5	5	6	4	9
Laura Haskins	27	0-3	0-0	8	2	3	2
Vionca Murray	4	0-1	0-0	0	0	0	0
Eleanor Brentnall	5	2-2	0-2	0	0	1	4
Utahya Drye	6	0-1	0-0	4	0	0	0
Lindsay Biggs	18	2-6	0-0	0	0	3	6
Brittany Cook	17	0-2	0-0	3	2	1	0
Lakeisha Logan	2	0-0	0-0	0	0	0	2
Team				5			
Totals	200	15-62	5-13	45	10	17	41

William & Mary		34		30			64
Virginia Tech		17		24			41

PERCENTAGES:							
WM	FG%	41.5	3PT%	52.9	FT%		55.0
VT	FG%	24.2	3PT%	33.3	FT%		38.5

3-POINTERS - WM 9 (Kell 3, James 3, Kaylor, Portell, Barton); VT 6 (Anderson 3, Biggs 2, Copeland)

BLOCKED SHOTS - WM 10 (Benson 4, Tausanovitch 2, Kell, James, Taylor, Barton); VT 4 (Anderson 2, Hall, Diawara)

STEALS - WM 7 (James 2, Stroh 2, Benson 2, Kaylor); VT 8 (Copeland 2, Anderson, Hall, Diawara, Haskins, Drye, Cook)

TURNOVERS - WM 12 (Stroh 4, Kell 3, Tausanovitch 2, James, Portell, Benson); VT 18 (Copeland 6, Diawara 3, Cook 3, Anderson 2, Haskins 2, Hall, Biggs)

TECHNICAL FOULS - None

OFFICIALS: Joe Cunningham, Jun Courteau, Mark Hardcastle

ATTENDANCE: 2,995

Game 9
Virginia Tech 80, Charlotte 68
 Blacksburg, Va. • Dec. 2, 2006

BLACKSBURG, Va. - Virginia Tech got a career-game from local product Brittany Cook in downing an aggressive Charlotte 49ers team 80-68 at Cassell Coliseum.

After the Hokies had built a small cushion late in the first half, Charlotte closed the gap with an 8-2 run to make the score 34-32, but Tech matched that with an 8-2 run of its own to close the half and took a 42-34 lead into intermission.

The Hokies maintained that eight-point lead until the 12-minute mark of the second half. At that point, the 49ers ripped off seven points in a 45-second span to cut Tech's lead to 54-53.

Clinging to that one-point advantage, the Hokies responded with an 11-0 run to take control of the game. Copeland and Cook put the Hokies on their shoulders, scoring all 11 points in the run, and Cook capped it off with a 3-point play.

Tech stretched the run to 19-3 over a six-minute span to take a commanding 73-56 lead and cruised the rest of the way to the 80-68 victory.

Cook scored a career-high 23 points on 10-of-14 shooting. Included in those career-high 10 made shots was her first 3-pointer of the season.

Copeland also tallied 23 points on 7-of-14 shooting, including 8-of-10 from the free-throw line, and tied a career-high of her own with seven assists. Diawara and Britney Anderson joined their teammates in double-figures with 15 and 10 points, respectively.

Virginia Tech 80, Charlotte 68
 Dec. 2, 2006; Cassell Coliseum

Charlotte (68)	MP	FG	FT	R	A	PF	TP
Courtney Williams	16	3-5	2-2	2	2	0	8
Danielle Burgin	28	5-11	2-5	5	0	3	12
Traci Ray	28	5-6	0-2	2	5	2	13
Aysha Jones	23	4-11	0-0	1	1	3	8
Sabrina Gregory	24	1-6	2-2	4	1	3	4
Tameka Smith	13	1-2	0-0	2	0	4	2
Erin Floyd	12	2-3	0-0	2	0	0	4
Whitney Hoey	20	1-4	0-0	4	5	0	2
Ashley Spriggs	6	0-0	0-0	1	1	0	0
Wendy Stywalt	26	4-12	2-2	8	3	3	11
B.J. Cade	4	2-2	0-0	0	0	2	4
Team				2			
Totals	200	28-62	8-13	32	18	21	68

VT (80)	MP	FG	FT	R	A	PF	TP
Britney Anderson	34	4-15	2-2	2	0	2	10
Nare Diawara	25	7-9	1-2	7	1	3	15
Kirby Copeland	30	7-14	8-10	5	7	4	23
Brittany Cook	36	10-14	2-4	5	5	2	23
Laura Haskins	32	1-3	2-3	5	4	0	4
Vionca Murray	4	1-1	0-0	2	0	0	2
Utahya Drye	3	0-0	0-0	0	0	0	0
Lindsay Biggs	12	0-2	0-0	0	1	0	0
Amber Hall	24	1-2	1-2	6	1	0	3
Team				5			
Totals	200	31-60	16-23	37	19	12	80

Charlotte		34		34		—	68
Virginia Tech		42		38		—	80

PERCENTAGES:
 Charlotte FG% 45.2 3PT% 36.4 FT% 61.5
 VT FG% 51.7 3PT% 20.0 FT% 69.6

3-POINTERS - CH 4 (Ray 3, Stywalt); VT 2 (Copeland, Cook)
BLOCKED SHOTS - CH 5 (Burgin 4, Stywalt); VT 5 (Hall 2, Biggs, Anderson, Diawara)
STEALS - CH 7 (Jones 3, Ray, Smith, Floyd, Hoey); VT 11 (Haskins 4, Hall 2, Cook 2, Anderson, Diawara, Copeland)
TURNOVERS - CH 21 (Stywalt 6, Gregory 4, Ray 3, Jones 3, Hoey 2, Cade, Burgin, Williams); VT 20 (Anderson 4, Haskins 4, Diawara 3, Copeland 3, Cook 3, Hall 2, Team)
TECHNICAL FOULS - None
OFFICIALS: Kim Watt, Susan Blauch, Dan Outlaw
ATTENDANCE: 3,108

Game 10
Virginia Tech 55, Liberty 52
 Lynchburg, Va. • Dec. 5, 2006

LYNCHBURG, Va. - In addition to usual suspects Britney Anderson, Kirby Copeland and Nare Diawara combining for 41 points - including a career-high 19 by Anderson - a second-half burst by Brittany Cook helped push Virginia Tech to a thrilling 55-52 win over Liberty at the Vines Center.

The victory for Tech improved the Hokies to 13-0 all-time against the Flames.

Anderson hit 7-of-11 field goals and a pair of key free throws with 16.9 seconds remaining, while Cook followed up her career-game against Charlotte with all of her 10 points in a second-half comeback as the Hokies improved to 6-4.

Anderson supplemented her career-high with four rebounds, including two key boards late in the game, while Copeland added 13 points. Diawara chipped in nine, and Laura Haskins provided team-highs of six rebounds and four assists.

Megan, Molly and Moriah Frazee combined for 31 points and 26 rebounds for Liberty, while Roli-Ann Nikagbatse added eight points.

Virginia Tech 55, Liberty 52
 Dec. 5, 2006; Lynchburg, Va.

VT (55)	MP	FG	FT	R	A	PF	TP
Britney Anderson	34	7-11	4-5	4	0	0	19
Nare Diawara	28	4-8	1-2	5	1	2	9
Kirby Copeland	29	5-11	3-7	4	3	2	13
Brittany Cook	32	4-10	2-2	2	2	0	10
Laura Haskins	31	1-4	0-0	6	4	0	2
Vionca Murray	2	0-1	0-0	0	0	0	0
Eleanor Brentnall	12	0-3	2-2	2	0	3	2
Utahya Drye	5	0-1	0-0	0	0	0	0
Lindsay Biggs	3	0-2	0-0	1	0	0	0
Lakeisha Logan	6	0-0	0-0	0	1	0	0
Amber Hall	18	0-2	0-0	0	0	1	0
Team				6			
Totals	200	21-53	12-20	30	11	8	55

LU (52)	MP	FG	FT	R	A	PF	TP
Molly Frazee	33	4-6	2-2	9	0	0	11
Moriah Frazee	27	3-8	0-0	5	1	2	6
Courtney Watkins	13	1-2	2-2	2	0	1	4
Allyson Fasnacht	22	0-5	0-0	1	3	0	0
Megan Frazee	35	7-19	0-0	12	2	4	14
Roli-Ann Nikagbatse	19	4-8	0-0	3	0	3	8
Michelle Parker	21	0-4	0-0	2	0	3	0
K. Piotrkiewicz	14	2-4	0-2	5	1	1	4
Rachel Hammond	6	2-2	0-0	1	2	2	5
Rebecca Lightfoot	10	0-2	0-0	1	1	1	0
Team				4			
Totals	200	23-60	4-6	45	10	17	5

Virginia Tech		23		32		—	55
Liberty		29		23		—	52

PERCENTAGES:
 VT FG% 39.6 3PT% 11.1 FT% 60.0
 LU FG% 38.3 3PT% 16.7 FT% 66.7

3-POINTERS - VT 1 (Anderson); LU 2 (Molly Frazee, Hammond)
BLOCKED SHOTS - VT 2 (Diawara 2); LU 2 (Megan Frazee 2)
STEALS - VT 9 (Haskins 3, Anderson 2, Cook 2, Diawara, Copeland); LU 4 (Nikagbatse 2, Molly Frazee, Watkins)
TURNOVERS - VT 11 (Anderson 3, Copeland 3, Haskins 2, Diawara, Cook, Drye); LU 20 (Molly Frazee 3, Megan Frazee 3, Watkins 2, Fasnacht 2, Piotrkiewicz 2, Hammond 2, Parker, Lightfoot, Team 2)
TECHNICAL FOULS - None
OFFICIALS: Susan Blauch, Edward Sidlasky, Karen Gruca
ATTENDANCE: 3,412

Game 11
Virginia Tech 78, East Tennessee State 64
 Blacksburg, Va. • Dec. 18, 2006

BLACKSBURG, Va. - Virginia Tech used a 22-8 run late in the second half to break open a close contest and pick up a 78-64 win over East Tennessee State in Cassell Coliseum.

With a 29-29 tie at intermission, Tech came out on fire in the second half. The Hokies built an eight-point lead within the first five minutes of the second half and never trailed the rest of the way. Brittany Cook and Kirby Copeland combined for 15 of the Hokies' first points in the second half.

Shooting 67.9 percent (19-28) from the field and using strong defense, the Hokies held East Tennessee State to just 33.3 percent (13-39) shooting in the second half.

Tech dominated the boards and held a commanding 42-31 advantage, including a 17-11 advantage in second chance points. The Hokies scored 46 points in the paint while the Buccaneers put up just 26 points.

Copeland contributed a game-high 20 points and tied a career-high with seven assists to lead the Hokies. Cook added 18 points and Nare Diawara chipped in 12 with a game-high eight rebounds. Eleanor Brentnall grabbed a career-high six rebounds.

Virginia Tech 78, East Tennessee State 64
 Dec. 18, 2006; Cassell Coliseum

ETSU (64)	MP	FG	FT	R	A	PF	TP
Michelle Akers	26	1-6	1-2	2	1	4	3
Siarre Evans	19	1-4	2-2	3	0	3	4
Jenny Norman	21	5-10	2-2	3	0	4	12
Brooke Wilhoit	40	3-5	0-0	3	6	4	9
Michele DeVault	25	3-8	3-3	4	5	1	10
Holly Moring	5	1-1	0-0	0	0	0	3
Taronda Wiles	23	6-15	0-0	5	0	1	13
Devin Thompson	20	2-5	1-2	5	3	1	5
Kelly Turman	10	0-4	0-0	2	2	0	0
Latisha Belcher	11	2-7	1-1	2	0	1	5
Team				2			
Totals	200	24-65	10-12	31	17	19	64

VT (78)	MP	FG	FT	R	A	PF	TP
Britney Anderson	16	3-5	0-0	0	1	3	6
Nare Diawara	21	6-9	0-1	8	2	3	12
Kirby Copeland	30	8-16	3-5	4	7	1	20
Brittany Cook	34	7-10	4-5	6	3	2	18
Laura Haskins	27	2-5	1-2	2	5	1	5
Vionca Murray	8	0-1	0-0	1	0	0	0
Eleanor Brentnall	18	3-4	1-2	6	0	0	7
Utahya Drye	16	3-4	2-2	2	0	0	8
Lindsay Biggs	10	0-3	0-0	1	0	0	0
Lakeisha Logan	3	0-0	0-0	0	0	0	0
Amber Hall	17	1-3	0-0	6	0	1	2
Team				6			
Totals	200	33-60	11-17	42	18	11	78

East Tennessee State		29		35		—	64
Virginia Tech		29		49		—	78

PERCENTAGES:
 ETSU FG% 36.9 3PT% 40.0 FT% 83.3
 VT FG% 55.0 3PT% 10.0 FT% 64.7

3-POINTERS - ETSU 6 (Wilhoit 3, DeVault, Moring, Wiles); VT 1 (Copeland)
BLOCKED SHOTS - ETSU 2 (Wilhoit, Wiles); VT 2 (Diawara, Cook)
STEALS - ETSU 12 (Norman 3, Wilhoit 3, Akers 2, Evans, DeVault, Thompson, Belcher); VT 11 (Copeland 4, Haskins 3, Anderson 2, Drye, Hall)
TURNOVERS - ETSU 22 (Wilhoit 7, Akers 4, Evans 4, DeVault 2, Wiles 2, Team 2, Norman); VT 25 (Copeland 9, Cook 4, Diawara 3, Haskins 2, Murray 2, Logan 2, Anderson, Biggs, Hall)
TECHNICAL FOULS - None
OFFICIALS: Lawson Newton, Beverly Roberts, Karen Preato
ATTENDANCE: 2,543



Game 12

UAB 70, Virginia Tech 59
Birmingham, Ala. • Dec. 21, 2006

BIRMINGHAM, Ala. - The UAB Blazers used a second-half run to completely turn around the game and defeat Virginia Tech, 70-59, at Bartow Arena on the UAB campus. The loss snapped the Hokies' 26-game winning streak in the month of December.

Trailing 48-43 with 12:45 remaining in the game, UAB used a 15-2 run over the next four minutes to suddenly build a 58-50 lead. UAB's leading scorer, Carmen Guzman had nine points during the run including two, three-point baskets. Guzman finished with a game-high 23 points. The Blazers built the lead to as many as 14 points and the Hokies were unable to mount a comeback.

UAB, which shot only 27.6 percent (8-29) in the first half, warmed up in the second frame connecting on 53.3 percent (16-30), including 5-of-8 on treys. Free-throw shooting was also a key as the Blazers were 14-of-18 in the game while Tech was only 4-of-5.

Tech was led by Kirby Copeland with 16 points and Amber Hall with a career-high 15 points. Nare Diawara pulled down a game-high 12 rebounds. Tech won the battle of the boards, 42-34, but committed 18 turnovers which UAB converted into 19 points.

Game 13

Virginia Tech 43, Winston-Salem State 33
Blacksburg, Va. • Dec. 28, 2006

BLACKSBURG, Va. - Virginia Tech survived a serious scare from Winston-Salem State in the first round of the 2006 Lady Luck Classic, but a late second half run lifted the Hokies over the Lady Rams 43-33.

Freshman Lindsay Biggs sank Tech's first shot of the second half, a 3-pointer from the corner, to jumpstart the Hokies. After a defensive stop, fellow freshman Eleanor Brentnall followed that by taking the ball inside and grabbing her own offensive rebound three times before finally getting the ball to drop and bring the Hokies within four points.

With the momentum from Biggs' shot and Brentnall's effort play, Dunkenberger went back to her upperclassmen at that point and they finished off the run. All told, the Hokies closed the game with a 21-2 run to capture the 43-33 win. Winston-Salem State shot just 3-of-27 in the second half and scored just seven points, which gave Tech the opportunity to claw back into the game. Tech didn't shoot much better, going just 7-of-26, but it was enough to move on to the championship game against Detroit.

Diawara was the only Hokie to make more than one field goal in the first half, going 5-of-7 from the field and leading the team with six rebounds. As a team, Tech shot just a shade over 30 percent (8-of-26) and Haskins' Trey was the only one in six attempts for the home team.

For the game, Diawara was the only Hokie in double figures with 17 points and 11 rebounds, the second double-double of her career.

Game 14

Virginia Tech 71, Detroit 57
Blacksburg, Va. • Dec. 29, 2006

BLACKSBURG, Va. - Virginia Tech brought home its ninth straight Lady Luck Classic championship with a 71-57 win over the Detroit Titans.

After narrowly escaping a poor performance against Winston-Salem State in the first round of the tournament on the previous day, the Hokies jumped on the Titans and never looked back. Tech opened the game with an 11-2 run and led 36-20 at halftime, almost equaling the 43 total points it scored against WSSU in one half against Detroit.

The Hokies stretched the lead to as many as 22 points in the second half, leading 62-40 after an Anderson 3-pointer at the 6:44 mark. Detroit responded with seven unanswered to cut the lead back down to 15, and then finished the game on a 7-2 run, but the Hokies still won by a comfortable margin.

Anderson lead the Hokies with 16 points on 7-of-13 shooting. Senior Nare Diawara and Drye joined her in double figures with 12 and 11 points, respectively. Drye's 11 points represented a career-high for her.

Diawara was awarded the tournament MVP award after averaging 14.5 points and 10 rebounds in the two games. She also set a tournament record for blocks with 10. Anderson joined her on the all-tournament team, along with Detroit's Joyce Massey, New Hampshire's Danielle Flowers, and Winston-Salem State's Shalonda Carter.

UAB 70, Virginia Tech 59 Dec. 21, 2006; Birmingham, Ala.

VT (59)	MP	FG	FT	R	A	PF	TP
Britney Anderson	27	2-5	0-0	3	1	1	4
Nare Diawara	25	4-8	1-1	12	1	3	9
Kirby Copeland	30	7-20	2-2	7	2	3	16
Brittany Cook	27	2-6	0-0	3	0	1	5
Laura Haskins	30	1-4	0-0	3	3	2	2
Vionca Murray	04	0-0	0-0	0	0	0	0
Eleanor Brentnall	9	0-1	0-0	0	2	1	0
Utahya Drye	8	1-3	0-0	2	2	1	2
Lindsay Biggs	15	2-8	0-0	1	0	0	6
Amber Hall	29	7-10	1-2	8	1	3	15
Team				3			
Totals	200	26-65	4-5	42	12	15	59

UAB (70)	MP	FG	FT	R	A	PF	TP
Diamond Rogers	39	4-14	3-3	9	3	1	13
Brianna Berry	9	0-2	0-0	1	2	1	0
Christon Ingram	36	4-6	3-4	9	0	2	11
Carmen Guzman	36	6-16	8-10	1	1	4	23
Fatiha Salaam	19	3-5	0-0	0	0	1	7
Lakitha Murray	8	0-0	0-0	3	0	0	0
Erica Simpson	10	1-2	0-0	4	0	0	2
Britney Jones	31	6-14	0-1	2	2	2	14
Shimena Moore	8	0-0	0-0	1	0	0	0
Amanda Scott	4	0-0	0-0	1	0	1	0
Team				3			
Totals	200	24-59	14-18	34	12	12	70

Virginia Tech		34		25		—	59
UAB		28		42		—	70

PERCENTAGES:

VT	FG%	40.0	3PT%	23.1	FT%	80.0
UAB	FG%	40.7	3PT%	47.1	FT%	77.8

3-POINTERS - VT 3 (Biggs 2, Cook); UAB 8 (Guzman 3, Rogers 2, Jones 2, Salaam)

BLOCKED SHOTS - VT 7 (Hall 4, Biggs, Drye, Haskins); UAB 5 (Rogers 2, Ingram 2, Jones)

STEALS - VT 5 (Copeland 3, Cook, Haskins); UAB 10 (Guzman 4, Jones 3, Rogers, Berry, Moore)

TURNOVERS - VT 18 (Copeland 5, Haskins 4, Cook 3, Diawara 2, Anderson, Murray, Drye, Biggs); UAB 12 (Rogers 6, Ingram 4, Guzman 2, Jones)

TECHNICAL FOULS - None
OFFICIALS: Nan Sisk, Ed Sidlasky, Meadow Overstreet
ATTENDANCE: 528

Virginia Tech 43, Winston-Salem State 33 Dec. 28, 2006; Cassell Coliseum

Winston-Salem St. (33)	MP	FG	FT	R	A	PF	TP
Lavontay Johnson	36	4-8	0-0	5	1	5	10
Shalonda Carter	38	4-15	0-0	15	0	2	8
Kadina Baldwin	38	3-11	0-2	5	4	1	6
Richea Harris	28	4-6	0-0	2	0	3	8
Keoshia Worthy	10	0-6	0-0	1	0	2	0
Ja'Pel Sumpter	16	0-5	0-1	2	1	0	0
Candace Saunders	17	0-2	1-2	3	1	1	1
Latoya Armstrong	17	0-4	0-0	1	0	4	0
Team				6			
Totals	200	15-58	1-5	40	7	15	33

VT (43)	MP	FG	FT	R	A	PF	TP
Utahye Drye	12	0-4	0-0	1	1	0	0
Amber Hall	21	0-3	0-0	5	1	1	0
Nare Diawara	31	6-12	5-9	11	1	1	17
Brittany Cook	33	1-5	1-2	8	1	2	3
Laura Haskins	30	2-6	3-5	3	2	2	8
Vionca Murray	6	1-4	0-0	2	0	0	2
Eleanor Brentnall	11	2-5	0-0	6	1	0	4
A.J. Lemaire	6	0-0	0-0	0	2	0	0
Lindsay Biggs	18	2-7	2-2	4	1	0	7
Lakeisha Logan	4	0-1	0-0	0	0	1	0
Britney Anderson	28	1-5	0-2	4	0	2	2
Team				0			
Totals	200	15-52	11-20	44	10	10	43

Winston-Salem State		26		7		—	33
Virginia Tech		19		24		—	43

PERCENTAGES:

WSSU	FG%	25.9	3PT%	18.2	FT%	20.0
VT	FG%	28.8	3PT%	16.7	FT%	55.0

3-POINTERS - WSSU 2 (Johnson); VT 2 (Biggs, Haskins)

BLOCKED SHOTS - WSSU 2 (Johnson, Carter); VT 11 (Diawara 5, Hall 4, Brentnall, Biggs)

STEALS - WSSU 9 (Baldwin 4, Carter 3, Johnson 2,); VT 8 (Haskins 3, Cook 2, Hall 2, Brentnall)

TURNOVERS - WSSU 19 (Johnson 6, Baldwin 5, Carter 4, Harris 2, Saunders 2); VT 18 (Diawara 4, Cook 3, Anderson 3, Drye 2, Hall 2, Haskins 2, Biggs 2)

TECHNICAL FOULS - None
OFFICIALS: Eric Brewton, Dan Outlaw, Rita E. Roach
ATTENDANCE: 3,250

Virginia Tech 71, Detroit 57 Dec. 29, 2006; Cassell Coliseum

Detroit (57)	MP	FG	FT	R	A	PF	TP
Keashawn Bond	6	1-3	0-0	0	0	0	2
Sandi Brown	28	1-10	0-0	3	1	3	2
India Bruster	23	2-3	1-2	9	0	2	5
Kandace Evans	29	2-8	0-0	5	5	3	6
Zemora Davis	22	3-5	1-1	6	2	3	7
Chanica Hall	16	3-4	0-0	2	2	1	6
Joyce Massey	33	7-22	3-4	11	0	2	20
Heather Hatter	17	3-6	0-0	0	0	0	6
Katy Dunlop	25	1-4	0-0	1	0	1	3
Dominica Whittaker	1	0-0	0-0	0	0	0	0
Team				5			
Totals	200	23-70	5-7	42	10	15	57

VT (71)	MP	FG	FT	R	A	PF	TP
Britney Anderson	27	7-13	0-0	5	1	0	16
Amber Hall	21	3-6	3-5	8	7	2	9
Nare Diawara	25	5-10	2-5	9	3	1	12
Utahya Drye	28	5-7	1-2	4	2	1	11
Laura Haskins	25	2-5	0-0	3	2	1	4
Vionca Murray	11	0-2	0-0	3	1	2	0
Eleanor Brentnall	16	2-8	0-0	4	2	0	4
A.J. Lemaire	4	1-1	0-0	1	0	0	2
Lindsay Biggs	19	3-7	1-1	3	1	1	9
Brittany Cook	11	2-6	0-0	5	2	0	4
Lakeisha Logan	6	0-5	0-0	1	0	2	0
Team				3			
Totals	200	30-70	7-13	49	21	10	71

Detroit		20		37		—	57
Virginia Tech		36		35		—	71

PERCENTAGES:

UDM	FG%	32.9	3PT%	28.6	FT%	71.4
VT	FG%	42.9	3PT%	33.3	FT%	53.8

3-POINTERS - UDM 6 (Massey 3, Evans 2, Dunlop); VT 4 (Biggs 2, Anderson 2)

BLOCKED SHOTS - UDM 3 (Brown, Bruster, Dunlop); VT 9 (Diawara 5, Biggs 2, Anderson, Cook)

STEALS - UDM 7 (Evans 3, Bruster, Davis, Massey, Dunlop); VT 7 (Drye 4, Diawara 2, Hall)

TURNOVERS - UDM 18 (Massey 7, Evans 5, Bruster 3, Davis, Hall, Hatter); VT 16 (Diawara 4, Anderson 3, Drye 3, Hall, Haskins, Murray, Lemaire, Cook, Logan)

TECHNICAL FOULS - None
OFFICIALS: Eric Brewton, Kim Watt, Rita E. Roach
ATTENDANCE: 3,157

Game 15
Virginia Tech 74, Wake Forest 54
 Blacksburg, Va. • Jan. 2, 2007


BLACKSBURG, Va. - Virginia Tech got its ACC season started on the right foot by demonizing the Wake Forest Demon Deacons on defense and on the boards and won going away, 74-54, in front of 2,664 fans at Cassell Coliseum.

Tech outrebounded the Demon Deacons 38-30, including a 17-8 advantage on the offensive glass, and forced 21 Wake turnovers. The Hokies traded in those turnovers for a 27-11 advantage in points off of turnovers.

The Hokies tied their season-high with six made 3-pointers in 13 attempts. Wake was 5-of-13 from beyond the arc.

Diawara, fresh off being named the MVP in the Lady Luck Classic, put forth another MVP-type performance in the win. She registered the third double-double of her career with 19 points and a career-high 14 rebounds. It marked her fifth double-digit rebounding effort of the year. Copeland had a successful return with 17 points, and Cook and Anderson joined them in double figures with 13 and 11 points, respectively.

Lavender paced the Demon Deacons with 15 points. The ACC's leading rebounder, Corinne Groves, scored 14 points and grabbed eight rebounds. Alex Tchanguou added 13 points in the loss.



Lindsay Biggs



Brittany Cook

Virginia Tech 74, Wake Forest 54
 Jan. 2, 2007; Cassell Coliseum

Wake Forest (54)	MP	FG	FT	R	A	PF	TP
Christen Brown	12	0-1	0-0	1	0	0	0
Corinne Groves	38	6-7	2-2	8	1	3	14
Mekia Valentine	11	1-4	0-0	4	0	5	2
Alex Tchanguou	37	6-12	0-0	5	4	4	13
Yolanda Lavender	38	5-16	1-2	1	5	2	15
Courteney Morris	19	2-6	0-0	1	1	2	4
Tiffany Roulhac	15	0-1	0-2	1	3	1	0
Jessie Cain	2	0-0	0-0	0	1	0	0
Sarah Riddle	7	1-1	0-1	1	0	0	2
Melissa Washington	21	2-4	0-0	5	1	2	4
Team				3			
Totals	200	23-52	3-7	30	16	19	54

VT (74)	MP	FG	FT	R	A	PF	TP
Amber Hall	19	2-5	0-0	4	1	0	4
Nare Diawara	28	8-17	3-3	14	0	1	19
Kirby Copeland	30	6-13	4-8	3	5	2	17
Brittany Cook	31	3-4	4-5	5	2	1	13
Laura Haskins	26	1-5	0-0	3	4	2	2
Vionca Murray	2	0-0	0-0	0	0	0	0
Eleanor Brentnall	15	2-2	1-3	0	1	2	5
A.J. Lemaître	2	0-0	0-0	0	0	0	0
Utahya Drye	8	1-4	0-0	2	1	1	3
Lakeisha Logan	0+	0-0	0-0	0	0	0	0
Britney Anderson	26	4-10	2-2	3	0	0	11
Team				3			
Totals	200	27-61	14-21	38	15	10	74

Wake Forest		28		26		—	54
Virginia Tech		37		37		—	74

PERCENTAGES:

WFU	FG%	44.2	3PT%	38.5	FT%	42.9
VT	FG%	44.3	3PT%	46.2	FT%	66.7

3-POINTERS - WFU 5 (Lavender 4, Tchanguou); VT 6 (Cook 3, Copeland, Biggs, Anderson)

BLOCKED SHOTS - WFU 6 (Valentine 3, Washington 2, Riddle); VT 5 (Diawara 2, Hall 2, Copeland)

STEALS - WFU 7 (Tchanguou 4, Valentine, Roulhac, Riddle); VT 8 (Copeland 2, Cook 2, Hall 2, Diawara, Anderson)

TURNOVERS - WFU 21 (Tchanguou 5, Groves 4, Lavender 4, Valentine 3, Roulhac 2, Riddle, Washington, Brown); VT 17 (Haskins 4, Brentnall 3, Hall 2, Diawara 2, Copeland 2, Cook 2, Biggs, Anderson)

TECHNICAL FOULS - None

OFFICIALS: Wesley Dean, John Morningstar, Mark Hardcastle

ATTENDANCE: 2,664

Game 16
#2 North Carolina 102, Virginia Tech 68
 Chapel Hill, N.C. • Jan. 4, 2007

CHAPEL HILL, N.C. - Virginia Tech stuck with No. 2 North Carolina in the first half at Carmichael Auditorium, but ultimately fell victim to the Tar Heels' up-tempo offense and their presence in both the paint and the passing lanes, falling by a score of 102-68.

Senior Kirby Copeland paced the Hokies with 17 points, six rebounds and six assists, while freshman Lindsay Biggs tallied a career-high 13 points on 3-of-4 shooting from behind the arc.

Copeland got the Hokies off to a quick 6-4 start, but a Camille Little three-pointer at 17:37 gave the Tar Heels a lead that they would hold throughout the rest of the contest. Copeland scored Tech's first eight points, and the Hokies were down just 15-8 at the first media timeout, but North Carolina utilized a 9-2 run by the next timeout to build a 24-10 margin at 11:36.

Brittany Cook then went on a Copeland-like run of her own, netting nine of Tech's next 11 points as the Hokies outscored Carolina 12-7 to cut the lead back to single digits, 31-22, by the 6:53 mark.

The two squads then traded buckets for the next six minutes, and the Hokies stayed within striking distance, 42-32. A Rashanda McCants trey in the waning seconds got the Tar Heels' lead back up to a comfortable 14 at the half, 46-32.

Despite a skilled frontcourt that provided the Tar Heels with 24 points in the paint, Tech outrebounded its foes 25-21 in the half, including a key 11-5 advantage on the offensive glass that led to 11 second-chance points.

In the second half, Carolina gradually extended its lead to 20 points by the 15-minute mark, 25 points by the 10-minute mark, and 30 points by the five-minute mark. The Tar Heels' largest lead was 36 points.

#2 North Carolina 102, Virginia Tech 68
 Jan. 4, 2007; Chapel Hill, N.C.

VT (68)	MP	FG	FT	R	A	PF	TP
Britney Anderson	19	0-2	1-2	4	2	3	1
Nare Diawara	22	3-11	1-4	4	0	3	7
Kirby Copeland	31	6-13	4-7	6	6	1	17
Brittany Cook	25	4-12	1-1	3	0	2	9
Laura Haskins	18	1-4	1-2	1	3	1	3
Lindsay Biggs	20	5-8	0-0	2	1	1	13
Amber Hall	13	3-3	2-2	5	2	4	8
Utahya Drye	20	2-4	2-4	1	2	0	6
Eleanor Brentnall	18	0-2	0-0	2	0	3	0
Vionca Murray	8	1-2	0-1	1	0	0	12
Lakeisha Logan	4	0-1	0-0	0	0	0	0
A.J. Lemaître	2	1-1	0-0	0	0	0	2
Team				5			
Totals	200	26-63	12-23	34	16	18	68

#2 UNC (102)	MP	FG	FT	R	A	PF	TP
Camille Little	28	7-8	4-5	3	3	2	19
Erlana Larkins	25	2-11	0-0	10	4	2	4
LaToya Pringle	26	9-13	4-6	9	0	3	22
Rashanda McCants	20	3-6	5-6	2	4	2	13
Ivory Latta	27	9-13	2-2	1	4	2	24
Alex Miller	27	4-6	1-1	1	3	1	9
Iman McFarland	13	2-3	1-2	4	2	1	5
Heather Claytor	16	1-6	0-0	3	1	4	2
Jessica Breland	12	2-3	0-0	1	1	1	4
Trinity Bursley	6	0-1	0-0	0	0	1	0
Team				7			
Totals	200	39-70	17-22	41	22	19	102

Virginia Tech		32		36		—	68
#2 North Carolina		46		56		—	102

PERCENTAGES:

VT	FG%	41.3	3PT%	40.0	FT%	52.2
#2 UNC	FG%	55.7	3PT%	50.0	FT%	77.3

3-POINTERS - VT 4 (Biggs 3, Copeland); UNC 7 (Latta 4, McCants 2, Little)

BLOCKED SHOTS - VT 1 (Diawara); UNC 6 (Pringle 3, Little, Latta, Breland)

STEALS - VT 9 (Biggs 2, Cook 2, Anderson, Haskins, Copeland, Drye, Murray); UNC 16 (Larkins 5, Little 3, McCants 3, Pringle 2, Miller, Claytor, Bursley)

TURNOVERS - VT 24 (Haskins 5, Cook 4, Copeland 3, Hall 3, Anderson 2, Biggs 2, Brentnall 2, Logan 2, Drye); UNC 16 (Little 4, Miller 4, Latta 3, Claytor 2, Larkins, McCants, Breland)

TECHNICAL FOULS - None

OFFICIALS: Tina Napier, David Kramer, Joanne Aldrich

ATTENDANCE: 4,405



Game 17

#3 Duke 86, Virginia Tech 54 Blacksburg, Va. • Jan. 7, 2007

BLACKSBURG, Va. - For the second time in as many games, Virginia Tech squared off against a team ranked in the top three in the country, and for the second time they came up short, falling at home to No. 3 Duke, 86-54.

The Hokies came out with a lot of fight and went toe-to-toe with the Blue Devils for the first 11:30 of the game. Duke led by as many as 19-12 early, but a 6-0 spurt by the Hokies cut the Blue Devil lead to just one, at 19-18.

However, at that point, Duke began exploiting one of Tech's Achilles' heels - its 3-point defense. The Blue Devils freed themselves for three in a row in a span of 1:08 to turn a 1-point lead into a 10-point advantage. Abby Waner drained two of them and her sister, Emily Waner, drilled the other. Duke led 41-27 at the half.

Duke built its lead to as many as 22 in the second half, 63-41, with 10:18 remaining in the game. At that point, Dunkenberger put her five top scorers on the floor for one last push and it paid off at first as the Hokies ran off eight unanswered to get the deficit back down to 14 points, 63-49.

Duke called a timeout then went on a 23-2 run over the next six minutes to turn a comfortable lead into a rout.

Kirby Copeland led the Hokies with 17 points, while Nare Diawara and Brittany Cook joined her in double figures with 14 and 12 points, respectively. The Blue Devils were led by Lindsey Harding and Abby Waner, who scored 20 points apiece. Smith finished with the 14 she scored in the first half while Carrem Gay contributed 11.

Diawara limited Duke senior All-American center Alison Bales to just five points, but Bales did block five Tech shots.

Game 18

Virginia Tech 56, UNC Greensboro 45 Greensboro, N.C. • Jan. 10, 2007

GREENSBORO, N.C. - Virginia Tech got strong performances from center Nare Diawara and forward Brittany Cook, and the Hokies played some stingy defense down the stretch en route to a hard-fought 56-45 non-conference victory over UNC Greensboro at the Greensboro Coliseum.

The win turned out to be a landmark one for the Tech women's basketball program. It marked the 500th in the Hokies' 31 seasons of women's hoops.

UNC Greensboro scored the first basket of the game, but the Hokies ripped off the next eight straight and never trailed again. Tech led by as many as 15 points in the first half and by as many as 12 in the final 20 minutes.

In the second half, UNC Greensboro cut Tech's lead to five, 44-39, on a basket by Brittany Frazier with 10:52 left. But the Spartans went the rest of the game without hitting a field goal. Tech closed the game with a 12-6 run.

UNC Greensboro shot just 24.2 percent from the floor and 17.6 percent from beyond the 3-point arc. The Spartans hit just 16 field goals the entire game.

Despite the turnovers, the Hokies got some strong performances, namely from Diawara and Cook. Diawara, a senior from Mali, scored 18 points and grabbed 12 rebounds, registering her fourth double-double of the season. Cook, a redshirt sophomore from Narrows, Va., scored 12 points, hitting 6-of-10 from the floor. She also grabbed seven rebounds and dished out four assists in 34 minutes.

Game 19

Florida State 70, Virginia Tech 60 Blacksburg, Va. • Jan. 15, 2007

BLACKSBURG, Va. - Last season, Virginia Tech went to Tallahassee and stole an ACC game from the Florida State Seminoles. This season, FSU returned the favor, coming into Cassell Coliseum and stealing one from the Hokies, 70-60, in front of a holiday crowd of 3,289.

The Hokies took an early 8-4 lead after hitting four of their first six shots. But the Seminoles responded with a 12-2 run over the next 5:16. The Hokies went almost five minutes between scores while the 'Noles connected on 8-of-12 to start the game in building a 16-10 advantage.

FSU built its lead to as many as 28-19 thanks to a 7-0 spurt a short time later, but the Hokies answered with a 10-2 run of their own to cut the deficit back to one-point, 30-29. The teams exchanged baskets over the remainder of the half with the Seminoles taking a 34-31 halftime advantage.

The second half began the same as the first, with an 8-4 Tech run, capped by a Copeland breakaway layup, that put the Hokies back on top, 39-38. FSU coach Sue Semrau called a timeout to stem Tech's momentum, but it did not immediately work as the Hokies built their lead to 44-38, making the Tech run 13-4 in all. The Seminoles managed to gather themselves and score on four straight possessions, though, to even the score at 46-46.

After trading baskets for a spell, a 3-pointer by Anderson at the 5:02 mark gave the Hokies a 56-55 lead; however, it would be their last in this game. After Anderson's trey, FSU outscored the Hokies 15-4 to close the game out.

Four Hokies reached double figures, led by Nare Diawara with 14. Copeland and Brittany Cook each scored 12 while Anderson finished with 10. Copeland also handed out a career-high seven assists.

No. 3 Duke 86, Virginia Tech 54 Jan. 7, 2007; Cassell Coliseum

Table with columns: Player, MP, FG, FT, R, A, PF, TP. Rows include Carrem Gay, Alison Bales, Abby Waner, Lindsey Harding, Wanisha Smith, Emily Waner, Bridgette Mitchell, Joy Cheek, Brittany Mitch, Keturah Jackson, Team, and Totals.

Table with columns: Player, MP, FG, FT, R, A, PF, TP. Rows include Amber Hall, Nare Diawara, Kirby Copeland, Brittany Cook, Laura Haskins, Vionca Murray, Eleanor Brentnall, Utahya Drye, Lindsey Biggs, Lakeisha Logan, Britney Anderson, Team, and Totals.

Summary table for Duke vs Virginia Tech with columns: #3 Duke, Virginia Tech, FG%, 3PT%, FT%, PF%, TP%.

PERCENTAGES: #3 Duke FG% 47.7, 3PT% 35.7, FT% 86.4; Virginia Tech FG% 33.9, 3PT% 8.3, FT% 68.4

3-POINTERS - Duke 5 (A. Waner 2, Smith, E. Waner, Mitchell); VT 1 (Biggs)
BLOCKED SHOTS - Duke 7 (Bales 5, A. Waner, Cheek); VT 8 (Diawara 4, Biggs 2, Hall, Murray)
STEALS - Duke 13 (Gay 3, A. Waner 3, Harding 2, Mitchell 2, Bales, E. Waner, Mitch); VT 8 (Copeland 3, Diawara 2, Hall, Haskins, Drye)
TURNOVERS - Duke 19 (Smith 5, Cheek 3, Mitch 3, Bales 2, Harding 2, Mitchell 2, Gay, Waner); VT 23 (Cook 5, Diawara 3, Haskins 3, Brentnall 3, Biggs 2, Anderson 2, Copeland 2, Hall 2, Drye)
TECHNICAL FOULS - None
OFFICIALS: Sally Bell, Mark Hardcastle, Mark Zentzy
ATTENDANCE: 3, 618

Virginia Tech 56, UNC Greensboro 45 Jan. 10, 2007; Greensboro, N.C.

Table with columns: Player, MP, FG, FT, R, A, PF, TP. Rows include Nare Diawara, Kirby Copeland, Brittany Cook, Laura Haskins, Britney Anderson, Vionca Murray, Eleanor Brentnall, Utahya Drye, Lindsey Biggs, Amber Hall, Team, and Totals.

Table with columns: Player, MP, FG, FT, R, A, PF, TP. Rows include Irene Otamiri, Kaleah Latham, Meghan Chamberlain, Kristen Boone, Jasmine Byrd, Jasmine Dixon, Lakiah Hyson, Kemena Brooks, Ashley Ling, Gini Grimsley, Brittany Frazier, Team, and Totals.

Summary table for Virginia Tech vs UNC Greensboro with columns: Virginia Tech, UNC Greensboro, FG%, 3PT%, FT%, PF%, TP%.

PERCENTAGES: VT FG% 44.0, 3PT% 0.0, FT% 63.2; UNC FG% 24.2, 3PT% 17.6, FT% 62.5

3-POINTERS - VT 0; UNC 3 (Byrd 2, Otamiri)
BLOCKED SHOTS - VT 4 (Diawara 2, Anderson, Biggs); UNC 1 (Grimsley)
STEALS - VT 8 (Anderson 3, Cook 2, Copeland, Haskins, Drye); UNC 15 (Boone 5, Otamiri 3, Byrd 3, Grimsley, Frazier)
TURNOVERS - VT 30 (Copeland 9, Haskins 5, Diawara 4, Anderson 4, Drye 3, Murray 2, Cook, Biggs, Hall); UNC 16 (Boone 6, Dixon 4, Frazier 2, Otamiri 2, Byrd, Grimsley)
TECHNICAL FOULS - None
OFFICIALS: Lawson Newton, Bill Keaton, John Almarode
ATTENDANCE: 1,065

Florida State 70, Virginia Tech 60 Jan. 15, 2007; Cassell Coliseum

Table with columns: Player, MP, FG, FT, R, A, PF, TP. Rows include Florida State (70), Florida State Miller, AMara Freshour, Tanae Davis-Cain, Shante Williams, Alicia Gladden, Alysha Harvin, Nikki Anthony, Jacinta Monroe, Team, and Totals.

Table with columns: Player, MP, FG, FT, R, A, PF, TP. Rows include Britney Anderson, Nare Diawara, Kirby Copeland, Brittany Cook, Laura Haskins, Eleanor Brentnall, Utahya Drye, Lindsey Biggs, Amber Hall, Team, and Totals.

Summary table for Florida State vs Virginia Tech with columns: Florida State, Virginia Tech, FG%, 3PT%, FT%, PF%, TP%.

PERCENTAGES: FSU FG% 50.0, 3PT% 25.0, FT% 66.7; VT FG% 45.6, 3PT% 18.2, FT% 66.7

3-POINTERS - FSU 2 (Davis-Cain 2); VT 2 (Anderson, Copeland)
BLOCKED SHOTS - FSU 5 (Miller 3, Davis-Cain, Monroe); VT 3 (Diawara 2, Hall)
STEALS - FSU 9 (Gladden 3, Williams 2, Freshour, Davis-Cain, Anthony, Monroe); VT 10 (Haskins 3, Copeland 3, Anderson 2, Cook, Hall)
TURNOVERS - FSU 17 (Williams 8, Davis-Cain 3, Freshour 2, Gladden 2, Harvin, Miller); VT 17 (Copeland 5, Cook 5, Anderson 3, Haskins, Brentnall, Drye, Hall)
TECHNICAL FOULS - None
OFFICIALS: Joe Cunningham, Beverly Roberts, Edward Sidlasky
ATTENDANCE: 3,289

Game 20
Virginia Tech 74, Wake Forest 34
 Winston-Salem, N.C. • Jan. 18, 2007

WINSTON-SALEM, N.C. - It's safe to say that the city of Winston-Salem has had its fill of the Virginia Tech Hokies. The women's basketball team cruised to a 74-34 victory at Wake Forest that completed a season-sweep of the Deacons.

The 34 points given up by the Hokies is the fewest they've ever allowed in an ACC game, beating the previous mark of 42 against, fittingly, Wake Forest on Feb. 26, 2006. It also ties the second-fewest points allowed in the history of the program, narrowly missing the 33 scored by Winston-Salem State earlier this season.

Tech's trio of seniors led the way as Kirby Copeland paced a balanced Hokie charge with 15 points, and Britney Anderson dished out a career-high six assists. Nare Diawara, who had a career-high 14 rebounds in the Jan. 2 game against the Deacons, followed up with a game-high 12 boards. Every Hokie that dressed for the game tallied at least a point.

The Hokies never trailed in the contest, going wire-to-wire for the win. Tech wasted no time building its lead, as the streaky Copeland kicked off the game with her own 7-0 run. Wake's Yolanda Lavender then hit back-to-back three-pointers, but Tech answered right back with 13-4 run to make it 20-10 by the nine-minute mark of the first half.

Wake cut the lead to six points on two occasions within the next seven minutes, but that's when the Hokies embarked on a 19-0 run that spanned the intermission and 9:19 overall. By the time Alex Tchangoue ended the Deacons' drought with 12:02 remaining in the game, the score was 48-24, and Tech was well on its way to its fourth-straight win in the series.

Tech wouldn't let up until the final buzzer, eventually building a final margin of 40 points, which was the largest in victory since a 45-point win over Miami in 2005. The Hokies outscored Wake Forest 41-12 in the second half.



Britney Anderson



Nare Diawara

Game 21
Virginia Tech 60, Virginia 58
 Charlottesville, Va. • Jan. 22, 2007

CHARLOTTESVILLE, Va. - Despite being down 33-21 at the break, Virginia Tech used a gutsy comeback to pick up a stunning 60-58 ACC road win over Virginia at John Paul Jones Arena.

Nare Diawara led the Hokies on her 23rd birthday with 17 points, all in the second half. Diawara also pulled down 14 rebounds, marking her sixth career double-double. Kirby Copeland contributed 14 points in the win.

Trailing 33-21 at the half, the Hokies opened the second frame with a 13-4 run to cut the Cavaliers' lead to three. However, Tech was unable to take control as Virginia responded with a 10-3 run of its own, increasing the Cavaliers' lead back to 12 at 47-35, with 12:45 to play.

Diawara went on to score seven of Tech's next nine points, cutting the Cavaliers' lead to five. She later converted two free throws to bring the Hokies within one, at 53-52, with 3:55 to play. From there, Paulisha Kellum's jumper at 3:37 extended the Cavalier lead to 55-52.

Britney Anderson tied the game on a jumper with 2:17 left to play, but Virginia's Monica Wright canned two free throws with just under a minute to play, giving UVa a 58-56 lead. Tech quickly responded with a Copeland lay-up, to re-tie the game with 43 seconds left. The Cavaliers advanced the ball into the front court before calling timeout with 24 seconds left in the game.

Virginia's Sharnee Zoll missed a layup with 17 seconds left and Brittany Cook pulled down the rebound. The Hokies called timeout at the eight-second mark to set up one final play. Cook in bounded to Copeland, who missed a short jumper, but Cook hustled to the weak side, grabbed the offensive board and put in the winning lay-up with two seconds left for the victory. The lead was the Hokies' only one of the contest.

Virginia Tech 74, Wake Forest 34
 Jan. 18, 2007; Lawrence Joel Coliseum

VT (74)	MP	FG	FT	R	A	PF	TP
Britney Anderson	28	4-11	0-0	3	6	0	8
Nare Diawara	21	3-4	2-2	12	3	1	8
Kirby Copeland	27	6-13	2-3	4	4	3	15
Brittany Cook	24	3-8	0-0	6	1	2	6
Laura Haskins	22	2-4	0-0	0	1	0	4
Eleanor Brentnall	14	2-4	3-3	4	0	0	7
A.J. Lemaitre	6	0-1	2-3	1	1	0	2
Utahya Dnye	19	2-4	0-0	3	1	0	4
Lindsay Biggs	16	3-6	0-0	4	1	1	8
Lakeisha Logan	3	0-0	1-2	0	0	0	1
Amber Hall	20	4-5	3-3	7	0	1	11
Team				6			
Totals	200	29-60	13-16	50	18	8	74

Wake Forest (34)	MP	FG	FT	R	A	PF	TP
Corinne Groves	28	1-5	0-0	3	1	2	2
Mekia Valentine	11	0-2	1-2	2	1	4	1
Alex Tchangoue	38	3-12	0-0	3	1	1	6
Yolanda Lavender	23	2-15	0-0	1	2	0	6
Courteney Morris	27	2-6	0-0	6	0	2	5
Tiffany Roulhac	25	0-5	0-2	4	3	4	0
Jessie Cain	18	2-3	0-0	4	1	3	4
Christen Brown	22	2-8	1-2	5	1	0	5
Melissa Washington	8	2-4	1-2	3	0	3	5
Team				3			
Totals	200	14-60	3-8	32	10	19	44

Virginia Tech	33	41	—	74
Wake Forest	22	12	—	34

PERCENTAGES:

VT	FG%	48.3	3PT%	23.1	FT%	81.3
WFU	FG%	23.3	3PT%	15.0	FT%	37.5

3-POINTERS - VT 3 (Biggs 2, Copeland); WFU 3 (Lavender 2, Morris)

BLOCKED SHOTS - VT 0; WFU 4 (Washington 2, Roulhac, Valentine)

STEALS - VT 10 (Haskins 4, Dnye 3, Anderson, Lemaitre, Hall); WFU 10 (Morris 4, Groves, Tchangoue, Roulhac, Lavender, Cain, Brown)

TURNOVERS - VT 14 (Dnye 3, Diawara 2, Copeland 2, Hall 2, Cook 2, Anderson, Haskins, Lemaitre); WFU 17 (Tchangoue 7, Roulhac 5, Groves, Valentine, Morris, Lavender, Washington)

TECHNICAL FOULS - None

OFFICIALS: Joe Cunningham, Bryan Brunette, Tommy Salerno

ATTENDANCE: 339

Virginia Tech 60, Virginia 58
 Jan. 22, 2007; John Paul Jones Arena

VT (60)	MP	FG	FT	R	A	PF	TP
Britney Anderson	24	4-12	0-0	5	0	3	8
Nare Diawara	28	4-11	9-11	14	0	5	17
Kirby Copeland	36	5-16	4-4	0	2	1	14
Brittany Cook	29	3-8	2-2	4	2	1	8
Laura Haskins	31	2-3	2-2	2	4	1	6
Eleanor Brentnall	6	0-1	0-0	1	0	2	0
Utahya Dnye	15	1-1	3-4	3	0	1	5
Lindsay Biggs	9	0-2	0-0	0	0	1	0
Amber Hall	22	1-3	0-0	6	0	3	2
Team				4			
Totals	200	20-57	20-23	39	8	18	60

Virginia (58)	MP	FG	FT	R	A	PF	TP
Lyndra Littles	33	3-13	8-12	4	0	2	14
Siedah Williams	28	4-6	2-2	7	1	4	10
Sharnee Zoll	35	1-9	1-2	1	7	2	3
Brenna McGuire	39	2-6	0-0	2	1	2	6
Monica Wright	24	6-14	5-5	11	0	4	17
Paulisha Kellum	20	3-5	2-2	2	1	3	8
Britnee Milner	2	0-0	0-0	1	0	0	0
Abby Robertson	19	0-1	0-0	3	1	1	0
Team				4			
Totals	200	19-54	18-23	35	11	18	58

Virginia Tech	21	39	—	60
Virginia	33	25	—	58

PERCENTAGES:

VT	FG%	35.1	3PT%	0.0	FT%	87.0
UVa	FG%	35.2	3PT%	18.2	FT%	78.3

3-POINTERS - VT 0; UVa 2 (McGuire 2)

BLOCKED SHOTS - VT 4 (Diawara 2, Hall 2); UVa 0

STEALS - VT 8 (Copeland 5, Haskins 2, Hall); UVa 7 (Littles 2, Williams 2, Zoll, Wright, Robertson)

TURNOVERS - VT 20 (Diawara 5, Copeland 5, Dnye 3, Cook 2, Biggs 2, Anderson, Haskins, Hall); UVa 16 (Wright 9, Kellum 3, Littles, Williams, Milner, McGuire)

TECHNICAL FOULS - None

OFFICIALS: Eric Brewton, Beverly Roberts, John Morningstar

ATTENDANCE: 4,132



Game 22

Virginia Tech 78, Miami 71
Blacksburg, Va. • Jan. 25, 2007

BLACKSBURG, Va. - Starting point guard Laura Haskins left the ACC showdown with Miami due to a stomach illness, but three other Hokies scored at least 17 points to ensure that the rest of the team and Tech's fans wouldn't be leaving with a similar sick feeling in the pit of their stomachs. The Hokies held on for a 78-71 victory over Miami in front of 3,613 fans.

Haskins, hampered with a stomach flu, battled through the first half and hit the 3-pointer that put the Hokies ahead for good, but had to leave the game at halftime. In her place, freshman Lakeisha Logan stepped in and provided what head coach Beth Dunkenberger called "the one bright spot" in Tech's win.

After trailing by double-digits for most of the first half, the Hurricanes hit four straight shots in a 9-0 run that cut Tech's lead to 33-25. Each team would add another bucket to make the halftime score 35-27.

Miami carried that momentum over to the second half when Taylor and Maurita Reid each drilled two 3-pointers in the first six minutes to bring Miami all the way back and tie the score at 45-45 with 13:39 remaining in the game.

Tech outscored the Hurricanes 33-26 the rest of the way to secure the victory.

Diawara continued her hot play with 20 points, while Cook added 18 and Anderson poured in 17.

Game 23

#1 Duke 75, Virginia Tech 65
Durham, N.C. • Jan. 29, 2007

DURHAM, N.C. - No one may have been able to beat undefeated and top-ranked Duke yet this season, but only one team has been able to scare them with a double-digit lead - the Virginia Tech Hokies.

The Hokies used a huge first half, which included runs of 9-0 and 11-3, to build an 11-point lead before eventually falling to the Blue Devils, 75-65, at Cameron Indoor Stadium. The 11-point deficit, which came with eight minutes remaining in the first half, was the largest Duke has experienced all season.

The Hokies also mustered another first for a Duke opponent with their 49 percent shooting from the field, which was the highest allowed by the Blue Devils yet, and was far-and-away better than the 40 percent recorded by Georgia Tech on Jan. 10.

Another highlight for the Hokies was their performance from long distance. Shooting just 23 percent from three-point land coming into the contest, Tech tied a season-best with six treys made on nine attempts.

Tech had four players score in double figures, but they were the only players that scored, as the Hokies tallied zero bench points. Britney Anderson led the way and tied a career-high with 19 points on 8-of-13 shooting.

The confidence spilled over to the other starters, including Brittany Cook, who added 18 points behind a career-high four-of-five from behind the arc.

Kirby Copeland poured in 17 points to go with a game-high eight assists.

Nare Diawara just missed out on a double-double, registering 11 points and nine rebounds, and converted 7-of-8 from the free throw line.

Game 24

Virginia Tech 77, Morehead State 64
Blacksburg, Va. • Feb. 3, 2007

BLACKSBURG, Va. - The Hokies wrapped up their non-conference slate and Kirby Copeland matched a career high with 28 points as the Hokies rolled to a 77-64 victory over Morehead State in front of 3,012 fans at Cassell Coliseum.

The first half was very similar to Tech's last home game against Miami. The Hokies jumped out to a big lead, leading by as many as 16 points, 30-14. Copeland was the biggest part of Tech staking out the big advantage. She scored 16 of Tech's first 28 points, including 13 straight in a 17-1 Hokie run.

However, behind the strength of their three-point shooting, the Eagles clawed back into the game and cut Tech's halftime lead to just eight points, 43-35. The first six minutes of the second half were essentially a swap meet between the two teams as they traded baskets and the Hokies maintained a 56-49 lead. A 3-pointer by Morehead State's Tarah Combs at the 13:48 mark would be the Eagles' last basket for the next six minutes, though, as that marked the beginning of a 19-6 Tech run that would take the clock down to 4:12 to play. With the Hokies comfortably ahead, 75-55, head coach Beth Dunkenberger emptied her bench and the Hokies cruised to the 77-64 victory.

Copeland led the Tech charge with a game high 28 points, which also matched a career high for her. Brittany Cook and Britney Anderson joined her in double figures with 13 and 12 points, respectively.

Virginia Tech 78, Miami 71 Jan. 25, 2007; Cassell Coliseum

Miami (71)	MP	FG	FT	R	A	PF	TP
Charmaine Clark	33	3-15	2-2	11	3	1	8
Amy Audibert	15	0-2	0-0	1	0	3	0
Renee Taylor	34	5-17	4-7	5	1	3	17
Maurita Reid	36	10-18	3-3	8	1	5	28
Albrey Grimsley	34	3-7	0-0	2	6	1	6
Latoya Cunningham	16	2-5	0-2	2	1	0	4
Carla Williams	25	3-7	2-4	5	0	2	8
Kathryn Hester	7	0-1	0-0	1	0	3	0
Team				3			
Totals	200	26-72	11-16	38	12	18	71

VT (78)	MP	FG	FT	R	A	PF	TP
Britney Anderson	31	6-14	5-7	5	1	2	17
Nare Diawara	28	6-8	8-8	8	0	0	20
Kirby Copeland	31	3-12	2-4	4	9	3	8
Brittany Cook	36	8-12	2-2	7	4	1	18
Laura Haskins	8	1-1	0-0	2	0	0	3
Eleanor Brentnall	4	0-0	0-0	0	0	0	0
Utahya Drye	13	2-4	0-0	5	0	1	4
Lindsey Biggs	24	1-5	2-2	3	1	4	4
Lakeisha Logan	8	1-1	0-1	1	0	1	2
Amber Hall	17	0-2	2-2	6	2	2	2
Team				4			
Totals	200	28-59	21-26	45	17	14	78

Miami		27	44	—	71
Virginia Tech		35	43	—	78

PERCENTAGES:
UM FG% 36.1 3PT% 42.1 FT% 68.8
VT FG% 47.5 3PT% 12.5 FT% 80.8

3-POINTERS - UM 8 (Reid 5, Taylor 3); VT 1 (Haskins)

BLOCKED SHOTS - UM 3 (Clark, Audibert, Williams); VT 7 (Cook 3, Diawara 2, Biggs, Hall)

STEALS - UM 10 (Reid 4, Williams 2, Clark, Taylor, Grimsley, Cunningham); VT 9 (Copeland 2, Cook 2, Anderson, Diawara, Drye, Biggs, Hall)

TURNOVERS - UM 15 (Taylor 5, Clark 3, Grimsley 2, Cunningham 2, Audibert, Reid, Williams); VT 19 (Anderson 4, Biggs 3, Diawara 2, Copeland 2, Cook 2, Drye 2, Hall 2, Haskins, Brentnall)

TECHNICAL FOULS - None

OFFICIALS: Bryan Burnette, Tommy Salerno, Diana DePaul

ATTENDANCE: 3,613

#1 Duke 75, Virginia Tech 65 Jan. 29, 2007; Cameron Indoor Stadium

VT (65)	MP	FG	FT	R	A	PF	TP
Britney Anderson	38	8-13	2-3	3	1	2	19
Nare Diawara	32	2-10	7-8	9	0	2	11
Kirby Copeland	35	8-14	0-0	3	8	4	17
Brittany Cook	36	7-10	0-0	1	3	2	18
Laura Haskins	26	0-0	0-0	2	2	0	0
Vionca Murray	1	0-0	0-0	0	0	0	0
Eleanor Brentnall	9	0-1	0-0	1	1	0	0
Utahya Drye	8	0-2	0-0	1	0	1	0
Lindsay Biggs	15	0-1	0-0	1	1	3	0
Team				4			
Totals	200	25-51	9-11	26	16	14	65

#1 Duke (75)	MP	FG	FT	R	A	PF	TP
Carrem Gay	23	1-3	1-2	5	0	4	3
Alison Bales	37	6-15	5-7	11	1	1	17
Abby Waner	35	5-10	7-7	6	1	1	18
Lindsey Harding	36	5-12	4-4	5	2	1	15
Wanisha Smith	33	4-8	0-0	3	6	0	9
Emily Waner	7	0-3	0-0	0	0	1	0
Bridgette Mitchell	14	3-4	0-0	3	1	2	6
Joy Cheek	6	2-2	0-0	0	0	2	4
Brittany Mitch	9	1-1	1-3	0	0	1	3
Team				4			
Totals	200	27-58	18-23	35	11	13	75

Virginia Tech		33	32	—	65
#1 Duke		39	36	—	75

PERCENTAGES:
VT FG% 49.0 3PT% 66.7 FT% 81.8
Duke FG% 46.6 3PT% 30.0 FT% 78.3

3-POINTERS - VT 6 (Cook 4, Anderson, Copeland); Duke 3 (A. Waner, Harding, Smith)

BLOCKED SHOTS - VT 3 (Copeland 2, Diawara); Duke 5 (Bales 5)

STEALS - VT 11 (Copeland 5, Cook 3, Anderson 2, Haskins); Duke 9 (A. Waner 5, Harding 2, Bales, Smith)

TURNOVERS - VT 21 (Anderson 5, Diawara 4, Haskins 4, Copeland 3, Biggs 2, Cook, Drye, Team); Duke 16 (Gay 4, Smith 4, Harding 3, Bales 2, A. Waner 2, Mitch)

TECHNICAL FOULS - None

OFFICIALS: Eric Brewton, Yvette McKinney, Kathleen Lynch

ATTENDANCE: 6,885

Virginia Tech 77, Morehead State 64 Feb. 3, 2007; Cassell Coliseum

Morehead St. (64)	MP	FG	FT	R	A	PF	TP
Brittany Bass	27	3-8	2-2	6	0	2	9
LaKrisha Brown	24	4-9	5-8	4	0	3	13
Jessie Plante	28	1-3	0-0	2	5	1	2
Stacey Strayer	33	3-6	0-0	2	4	2	8
Tarah Combs	32	5-12	0-0	4	0	2	13
Aritha Smith-Williams	18	5-6	0-0	1	2	1	11
Patti White	1	0-0	0-0	0	0	0	0
Holly Williams	18	1-5	0-1	6	0	3	2
Brandi Rayburn	16	2-5	0-0	2	1	3	6
Koko Richardson	3	0-0	0-0	0	0	0	0
Team				1			
Totals	200	24-54	7-11	28	12	17	64

VT (77)	MP	FG	FT	R	A	PF	TP
Britney Anderson	24	5-8	2-2	3	2	2	12
Nare Diawara	26	3-5	3-4	5	0	3	9
Kirby Copeland	28	10-15	7-9	2	3	1	28
Brittany Cook	30	5-10	3-3	7	2	2	13
Laura Haskins	28	2-4	0-0	4	1	2	4
Vionca Murray	3	0-1	0-0	2	0	0	0
Eleanor Brentnall	5	0-3	0-0	1	0	0	0
A.J. Lemaire	3	1-4	0-0	2	0	1	2
Utahya Drye	18	1-3	3-4	1	0	1	5
Lindsey Biggs	6	0-1	0-0	1	0	1	0
Lakeisha Logan	7	0-0	0-0	0	0	0	0
Amber Hall	22	1-3	2-2	6	1	2	4
Team				1			
Totals	200	28-57	20-24	35	9	15	77

Morehead State		35	29	—	64
Virginia Tech		43	34	—	77

PERCENTAGES:
MSU FG% 44.4 3PT% 47.4 FT% 63.6
VT FG% 49.1 3PT% 20.0 FT% 83.3

3-POINTERS - MSU 9 (Combs 3, Rayburn 2, Strayer 2, Bass); VT 1 (Copeland)

BLOCKED SHOTS - MSU 0; VT 3 (Hall 2, Diawara)

STEALS - MSU 3 (Strayer 2, Combs); VT 12 (Cook 3, Anderson 2, Copeland 2, Haskins 2, Diawara, Drye, Biggs, Logan)

TURNOVERS - MSU 19 (Strayer 6, Bass 4, Brown 2, Plante 2, Combs 2, Smith-Williams, Williams, Richardson); VT 12 (Haskins 4, Copeland 2, Cook 2, Anderson, Diawara, Biggs, Hall)

TECHNICAL FOULS - None

OFFICIALS: Wesley Dean, Susan Blanch, Beverly Roberts

ATTENDANCE: 3,012



Game 25

Virginia Tech 73, Georgia Tech 68
Blacksburg, Va. • Feb. 5, 2007

BLACKSBURG, Va. - The weather outside was frightful, but the temperature inside Cassell Coliseum was delightful for the Hokies and their fans as Tech secured a crucial ACC win over the Georgia Tech Yellow Jackets, 73-68.

A wild first half with both teams putting together impressive scoring runs left the Hokies with a 40-34 halftime lead. However, the first 12 minutes of the second half were much more balanced than the back-and-forth of the first half. The Hokies never led by more than eight or fewer than three points. But an 11-4 Yellow Jacket run, punctuated by a Jill Ingram 3-pointer, deadlocked the score at 58-58 with 6:24 to play.

A put-back by Brittany Cook put the Hokies back on top 60-58 with six minutes remaining.

The score would stay that way until the 3:11 mark when Laura Haskins hit a runner in the lane. Each team scored on its next possession and the Yellow Jackets got a 16-foot jumper from Chioma Nnamaka to cut the lead back to two points, 64-62.

On the Hokies' next trip down the court, Cook drove to the hoop and hit a stumbling layup as she was fouled. She drained the free throw to complete the three-point play and put the Hokies up 67-62. The two teams again traded baskets leaving Tech ahead 69-66. Tech hit free throws down the stretch to preserve the victory.

Virginia Tech 73, Georgia Tech 68
Feb. 5, 2007; Cassell Coliseum

Table with columns: Player, MP, FG, FT, R, A, PF, TP. Rows include Georgia Tech (68) players like Jamie Mitchell, Virginia Tech (73) players like Britney Anderson, and summary rows for Georgia Tech, Virginia Tech, and Percentages.

3-POINTERS - GT 2 (Nnamaka, Ingram); VT 1 (Cook)
BLOCKED SHOTS - GT 3 (Williams, Nnamaka, D. Mitchell); VT 7 (Diawara 3, Haskins 2, Anderson, Cook)
STEALS - GT 9 (Nnamaka 3, J. Mitchell, Ardossi, Williams, Higgs, Ingram, Wilson); VT 4 (Diawara 2, Copeland, Cook)
TURNOVERS - GT 12 (Ardossi 2, Higgs 2, Nnamaka 2, Wilson 2, J. Mitchell, Williams, Ingram, D. Mitchell); VT 20 (Copeland 5, Diawara 3, Cook 3, Haskins 3, Anderson 2, Drye 2, Biggs, Hall)
TECHNICAL FOULS - None
OFFICIALS: Joe Cunningham, Susan Blauch, Dennis DeMayo
ATTENDANCE: 3,499

Game 26

#6 Maryland 78, Virginia Tech 59
College Park, Md. • Feb. 8, 2007

COLLEGE PARK, Md. - In a first half reminiscent of their last game with a national power, No. 1 Duke, Virginia Tech hung tight at the start of the contest with No. 6 Maryland before eventually succumbing to the defending national champions, 78-59.

The teams traded buckets throughout the first five minutes of the game, but a Utahya Drye put-back layup at the 11-minute mark put the Hokies up 20-15, capping a 12-4 Hokie run that followed the first media timeout.

The Terps answered right back with a bigger blow, however, embarking on a 21-4 run over the next 5:35 to claim a 12-point lead, 36-24. They combined a blistering field goal percentage of 61.3 percent - including a 5-of-10 performance from beyond the arc - with a 15-point effort by Kristi Toliver to enter the intermission up 45-33.

Another positive Tech trend that was broken in the loss was their success at the free throw line. The Hokies attempted only six free throws in the game, converting three.

Brittany Cook filled the stat sheet for the Hokies, totaling a team-high 12 points, a career-high nine rebounds, a game-high four assists, and a career-high five steals. Kirby Copeland and Britney Anderson each added 10 points for Tech, while the Drye tied career-highs with nine points and six rebounds.

#6 Maryland 78, Virginia Tech 59
Feb. 8, 2007; Comcast Center

Table with columns: Player, MP, FG, FT, R, A, PF, TP. Rows include VT (59) players like Britney Anderson, #6 Maryland (78) players like Laura Harper, and summary rows for Virginia Tech, #6 Maryland, and Percentages.

PERCENTAGES: VT FG% 41.8 3PT% 18.2 FT% 76.9; #6 Maryland FG% 61.3 3PT% 38.5 FT% 69.2
3-POINTERS - VT 2 (Biggs, Cook); MD 5 (Toliver 3, Doron, Wiley-Gatewood)
BLOCKED SHOTS - VT 3 (Diawara, Cook, Hall); MD 5 (Harper 4, Coleman)
STEALS - VT 8 (Cook 5, Drye 2, Anderson); MD 9 (Doron 2, Wiley-Gatewood 2, Langhorne, Toliver, Coleman, Marrone, Perry)
TURNOVERS - VT 18 (Diawara 4, Copeland 3, Cook 3, Anderson 2, Drye 2, Hall 2, Haskins, Biggs); MD 18 (Toliver 4, Langhorne 3, Newman 3, Harper 2, Wiley-Gatewood 2, Perry 2, Doron, Coleman)
TECHNICAL FOULS - None
OFFICIALS: Dee Kantner, Joanne Aldrich, John Morningstar
ATTENDANCE: 8,501

Game 27

Clemson 73, Virginia Tech 69
Clemson, S.C. • Feb. 11, 2007

CLEMSON, S.C. - Clutch free-throw shooting down the stretch proved to be the difference in Clemson's 73-69 upset of Virginia Tech at Littlejohn Coliseum.

After trailing for much of the game, Tech pulled ahead briefly at 62-61 on a Kirby Copeland jumper with 3:08 left in the game. However, D'Leshia Lloyd hit a jumper on the Tiger's next possession to give them a lead they would never give up. The Hokies turned the ball over on their next possession leading to a Lele Hardy layup which put the Lady Tigers up 65-62. From that point on, Clemson converted 8-of-12 free throws to preserve the victory.

The Hokies committed 24 turnovers which led to 23 Clemson points, but the Hokies did win the battle of the boards, holding a commanding 42-32 advantage. The Tigers connected on 19-of-27 free throw attempts while Tech hit 15-of-18 in the loss.

Britney Anderson led the Hokies with 18 points followed by Copeland's 17. Brittany Cook chipped in with 13 points and Nare Diawara added 12 points and tied a career-high with 14 rebounds.

Clemson 73, Virginia Tech 69
Feb. 11, 2007; Littlejohn Coliseum

Table with columns: Player, MP, FG, FT, R, A, PF, TP. Rows include VT (59) players like Britney Anderson, Clemson (73) players like Lele Hardy, and summary rows for Virginia Tech, Clemson, and Percentages.

PERCENTAGES: VT FG% 44.6 3PT% 30.8 FT% 83.3; Clemson FG% 41.7 3PT% 28.6 FT% 70.4
3-POINTERS - VT 4 (Anderson, Copeland, Cook, Haskins); CU 4 (Yenser 2, Hardy, Brown)
BLOCKED SHOTS - VT 5 (Diawara 2, Copeland, Cook, Hall); CU 6 (Lloyd 2, Hardy, Davis, Taylor, Yenser)
STEALS - VT 7 (Copeland 4, Diawara, Brentnall, Logan); CU 15 (Hardy 7, Lloyd 3, Taylor 2, Yenser 2, Brown)
TURNOVERS - VT 24 (Cook 6, Anderson 4, Copeland 4, Diawara 3, Haskins 3, Hall 3, Biggs); CU 17 (Lloyd 4, Davis 4, Bradshaw 3, Whitehurst 2, Hardy, Taylor, Yenser, Brown)
TECHNICAL FOULS - None
OFFICIALS: Carla Fountain, Luis Gonzalez, Bill Young
ATTENDANCE: 1,319



Game 28

Virginia 79, Virginia Tech 76
Blacksburg, Va. • Feb. 15, 2007

BLACKSBURG, Va. - Despite a career-high 21 points from Britney Anderson, her desperation heave at the buzzer came up short and so did the Hokies in a hard-fought 79-76 loss to the UVA Cavaliers in front of 3,148 fans at Cassell Coliseum.

The Cavaliers held a 10-point lead with 2:38 remaining but saw it dissolve thanks to poor free-throw shooting and some timely shooting by the Hokies. UVA made just 3-of-9 free-throws in the final 1:20, and the Hokies cut the lead to 78-76 on a basket by Nare Diawara with 22 seconds remaining. Following a UVA turnover, Tech had an opportunity to tie the game, but Brittany Cook missed a short jumper in the lane. Diawara appeared to have the rebound but was stripped. UVA's Sharnee Zoll made 1-of-2 from the line after being fouled, and Anderson's 3-pointer from just past halfcourt came up short.

Anderson scored her career-high 21 points on 9-of-15 shooting, and connected on 2-of-4 3-pointers. Diawara added 19 points followed by Kirby Copeland and Cook with 16 and 11 points, respectively.

Game 29

NC State 68, Virginia Tech 63
Blacksburg, Va. • Feb. 18, 2007

BLACKSBURG, Va. - Virginia Tech led for much of the game, but they couldn't withstand an 18-6 N.C. State run late in the contest or overcome back-to-back 3-pointers by Shayla Fields to ultimately fall to the Wolfpack 68-63.

The Hokies ended the first half with an 11-5 spurt that gave them a 29-25 edge at halftime. Diawara then began the second half with a three-point play to give Tech its largest lead of the game, 32-25.

The Wolfpack twice cut the lead to one point, only to see the Hokies respond with back-to-back baskets and regain some breathing room. However, with the Hokies ahead 49-43 and 7:20 remaining in the game, State ran off eight unanswered points to take their first lead in the second half, 51-49. Tech's Kirby Copeland then scored on a driving layup to tie the score again. Wolfpack center Gillian Goring scored in the paint on N.C. State's next possession and Tech's Britney Anderson got her own rebound on the other end and hit a jumper to deadlock the score at 53 with 4:01 remaining in the game.

N.C. State guard Shayla Fields delivered the backbreaking blows on the Wolfpack's next two possessions, hitting consecutive 3-pointers to make it a two possession game, 59-55, with just 2:07 left to go. All told, N.C. State ran off an 18-6 run and took a 61-55 lead with 1:15 to play.

Haskins banked in a 3-pointer with 37.3 on the clock to make the score 61-58, but that was as close as Tech would come. The Wolfpack converted 5-of-6 free throws down the stretch to close out the Hokies 68-63.

Copeland led the Hokies with 17 points on 7-of-19 shooting. Sophomore Brittany Cook also hit double figures with 14 points on 6-of-12 shooting.

Game 30

Virginia Tech 67, Boston College 52
Chestnut Hill, Mass. • Feb. 23, 2007

CHESTNUT HILL, Mass. - Virginia Tech used a balanced scoring attack and strong bench play to defeat Boston College, 67-52, at the Conte Forum in their regular season finale.

Tech placed four players in double figures led by Amber Hall with 12 points. Hall also pulled down a game-high 11 rebounds for her first career double-double. Brittany Cook added 11 points and six rebounds followed by Kirby Copeland and Nare Diawara with 10 points each.

Laura Haskins registered a career-high seven assists as all nine Tech players seeing action scored in the contest. In addition to Hall's board work, Diawara, Cook, and Haskins each pulled down six rebounds each. The Hokies bench contributed 30 points in the contest while the Eagles bench was limited to just seven.

Tech trailed 25-23 with 3:35 remaining in the first half before the Hokies used a 12-2 run to close out the half and build a 32-25 lead they would never relinquish. The Hokies then clamped down in the second half limiting Boston College to only 24.2 percent (8-33) from the field and outrebounding the Eagles 32-15 in the second period.

Virginia 79, Virginia Tech 76 Feb. 15, 2007; Cassell Coliseum

Virginia (79)	MP	FG	FT	R	A	PF	TP
Lyndra Littles	29	11-13	2-3	3	0	3	24
Siedah Williams	30	5-10	1-2	7	1	3	12
Sharnee Zoll	37	1-8	2-6	3	10	3	5
Brenna McGuire	33	2-8	0-0	0	0	3	5
Monica Wright	27	8-11	0-1	5	1	2	16
Paulisha Kellum	22	5-9	0-0	5	1	2	10
Britnee Millner	0+	0-0	0-0	0	0	0	0
Abby Robertson	18	3-3	1-2	4	1	2	7
Jayna Hartig	4	0-0	0-0	0	0	0	0
Team				4			
Totals	200	35-62	6-14	31	14	18	79
VT (76)	MP	FG	FT	R	A	PF	TP
Britney Anderson	28	9-15	1-2	3	2	0	21
Nare Diawara	27	8-11	3-7	8	2	3	19
Kirby Copeland	32	6-14	4-4	1	4	5	16
Brittany Cook	33	4-8	2-2	8	2	0	11
Laura Haskins	29	1-2	0-0	0	4	3	2
Eleanor Brentnall	11	0-1	0-0	3	0	1	0
Utahya Drye	13	1-3	2-2	1	1	0	4
Lindsay Biggs	13	1-2	0-0	0	1	0	3
Amber Hall	14	0-1	0-0	1	0	1	0
Team				5			
Totals	200	30-57	12-17	30	16	13	76
Virginia		33		46			79
Virginia Tech		26		50			76

PERCENTAGES:
 UVA FG% 56.5 3PT% 27.3 FT% 42.9
 VT FG% 52.6 3PT% 50.0 FT% 70.6

3-POINTERS - UVA 3 (Williams, Zoll, McGuire); VT 4 (Anderson 2, Cook, Biggs)

BLOCKED SHOTS - UVA 3 (Littles 2, Robertson); VT 2 (Anderson, Copeland)

STEALS - UVA 12 (Wright 4, Williams 3, Kellum 3, Robertson 3, Williams, Zoll, McGuire); VT 4 (Anderson, Diawara, Haskins, Drye)

TURNOVERS - UVA 16 (Wright 4, Littles 3, Kellum 3, Robertson 3, Williams, Zoll, McGuire); VT 18 (Copeland 6, Cook 4, Diawara 2, Haskins 2, Drye 2, Anderson, Hall)

TECHNICAL FOULS - None

OFFICIALS: Bryan Enterline, David Kramer, Dan Outlaw

ATTENDANCE: 3,148

NC State 68, Virginia Tech 63 Feb. 18, 2007; Cassell Coliseum

NC State (68)	MP	FG	FT	R	A	PF	TP
Khadjah Whittington	32	8-12	1-1	10	3	2	17
Marquetta Dickens	34	4-11	0-0	6	1	3	9
Gillian Goring	32	6-12	5-7	13	1	1	17
Ashley Key	37	3-9	4-5	2	3	0	11
Danielle Wilhelm	6	1-1	0-0	0	0	0	2
Amber White	10	0-4	0-0	1	0	1	0
Nikitta Gartrell	3	0-0	0-0	0	0	0	0
Keisha Brown	19	0-3	1-1	3	1	2	5
Sasha Reaves	9	0-0	0-0	3	0	2	0
Shayla Fields	13	2-4	1-2	1	4	2	7
Sharnise Beal	4	0-0	0-0	0	0	1	0
Chanita Jordan	1	0-0	0-0	0	0	0	0
Team				2			
Totals	200	26-59	12-16	41	13	14	68
VT (63)	MP	FG	FT	R	A	PF	TP
Britney Anderson	31	2-9	0-0	5	2	0	4
Nare Diawara	22	2-8	4-5	5	0	3	8
Kirby Copeland	31	7-19	3-3	3	0	5	17
Brittany Cook	31	6-12	1-1	7	2	3	14
Laura Haskins	32	3-5	0-0	4	2	1	8
Eleanor Brentnall	12	2-3	2-2	3	0	2	6
Utahya Drye	15	1-5	0-1	4	0	0	2
Lindsay Biggs	11	0-2	2-2	1	0	1	2
Amber Hall	15	1-4	0-0	2	0	2	2
Team				5			
Totals	200	24-67	12-14	39	6	17	63
NC State		25		43			68
Virginia Tech		29		34			63

PERCENTAGES:
 NCSU FG% 44.1 3PT% 33.3 FT% 75.0
 VT FG% 35.8 3PT% 27.3 FT% 85.7

3-POINTERS - NCSU 4 (Fields 2, Whittington, Key); VT 3 (Haskins 2, Cook)

BLOCKED SHOTS - NCSU 6 (Goring 3, Whittington, Dickens, Key); VT 1 (Copeland)

STEALS - NCSU 6 (Brown 3, Key 2, Whittington); VT 11 (Copeland 5, Drye 2, Anderson, Diawara, Cook, Haskins)

TURNOVERS - NCSU 18 (Key 4, Dickens 3, White 3, Reaves 2, Fields 2, Goring, Gartrell, Beal, Jordan); VT 16 (Copeland 4, Anderson 3, Diawara 2, Cook 2, Haskins 2, Drye, Biggs, Team)

TECHNICAL FOULS - None

OFFICIALS: Lawson Newton, Janice Aliberti, Mark Zentz

ATTENDANCE: 3,246

Virginia Tech 67, Boston College 52 Feb. 23, 2007; Conte Forum

VT (67)	MP	FG	FT	R	A	PF	TP
Britney Anderson	17	3-8	0-0	3	1	2	6
Nare Diawara	22	4-7	2-2	6	2	4	10
Kirby Copeland	30	5-11	0-0	4	2	3	10
Brittany Cook	29	4-9	3-3	6	1	0	11
Laura Haskins	27	1-5	1-3	6	7	0	3
Eleanor Brentnall	17	3-6	0-0	4	0	1	6
Utahya Drye	19	1-3	0-0	3	3	2	2
Lindsay Biggs	15	2-3	2-2	2	0	1	7
Amber Hall	24	5-7	2-3	11	0	0	12
Team				2			
Totals	200	28-59	10-13	47	16	13	67
Boston College (52)	MP	FG	FT	R	A	PF	TP
Ayla Brown	37	6-12	3-3	7	2	1	15
Kathrin Riss	34	3-14	3-4	6	1	4	9
Sarah Marshall	39	1-6	0-1	5	5	2	2
Kindyll Dorsey	28	2-5	0-0	1	3	2	5
Mickel Picco	38	5-15	2-2	2	1	1	14
Victoria Jones	0+	0-0	0-0	0	0	3	0
Elisabeth Egnell	15	1-5	2-2	1	1	0	5
Kaydia Kentish	6	1-1	0-0	4	0	0	2
Corey Rusin	3	0-0	0-0	0	0	0	0
Team				2			
Totals	200	19-58	10-12	28	13	13	52
Virginia Tech		35		32			67
Boston College		27		25			52

PERCENTAGES:
 VT FG% 47.5 3PT% 25.0 FT% 76.9
 BC FG% 32.8 3PT% 40.0 FT% 83.3

3-POINTERS - VT 1 (Biggs); BC 4 (Picco 2, Dorsey, Egnell)

BLOCKED SHOTS - VT 7 (Diawara 3, Hall 2, Cook, Brentnall); BC 1 (Brown)

STEALS - VT 6 (Cook 3, Copeland, Haskins, Drye); BC 6 (Picco 3, Marshall 2, Brown)

TURNOVERS - VT 15 (Copeland 6, Diawara 3, Hall 3, Anderson, Haskins, Drye); BC 13 (Riss 5, Picco 3, Kentish 2, Brown, Marshall, Egnell)

TECHNICAL FOULS - None

OFFICIALS: Lisa Mattingly, Wesley Dean, Kenneth Weiland

ATTENDANCE: 2,968

2006-2007 GAME-BY-GAME

07-08 BASKETBALL • 117

Game 31
Virginia Tech 60, Boston College 54 OT
 Greensboro, N.C. • Mar. 1, 2007

GREENSBORO, N.C. - Laura Haskins pumped her fist as she sank two free throws in overtime to ice a 60-54 first-round ACC tournament victory over Boston College at the Greensboro Coliseum.

The Hokies found themselves in overtime thanks to some late-game heroics from senior guard Kirby Copeland. With the Hokies trailing 52-49, Copeland forced a turnover and then pulled up for a 3-pointer with 17.2 seconds left in regulation to force the game into overtime. Copeland finished the game with 19 points, despite sitting much of the first half with foul trouble.

The Eagles had one last chance, bringing the ball inbounds with just under six seconds remaining. Picco got the ball and drove the lane, but Nare Diawara stepped over and altered the layup attempt just enough that it rolled off the rim to the left.

Overtime began with a BC bucket, but those were the only points the Eagles would score. Copeland hit another jumper to tie the game, and then Laura Haskins stole the ball from Picco and found Brittany Cook on the fast break to put the Hokies ahead for good. BC suffered through two empty possessions following Cook's basket, before Copeland fired another 3-pointer with 27 seconds showing on the clock. The shot caromed out, but Cook was there for the big offensive rebound.

Following that sequence, the Hokies salted the game away with the free throws from Haskins and two from Copeland.

Diawara and Cook added 13 points each for the Hokies.


Lindsay Biggs
Game 32
#4 North Carolina 90, Virginia Tech 60
 Greensboro, N.C. • Mar. 2, 2007

GREENSBORO, N.C. - Second-seeded North Carolina blitzed Virginia Tech with a 24-6 run to open the game and never looked back in handing the Hokies a 90-60 loss in the second round of the ACC Tournament.

The TarHeels jumped on the Hokies by hitting 15 of their first 22 shots from the floor, including six 3-pointers. UNC accomplished this largely without the services of first-team ALL-ACC forward Erlana Larkins, who played just six minutes due to the three fouls she picked up in the first half. Nevertheless, the TarHeels shot 63.3 percent in the first 20 minutes and hit 8-of-11 3-pointers en route to doubling up the Hokies in the first half, 50-25. The Hokies, by contrast, shot just 26.7 percent from the floor and committed 13 turnovers against UNC's pressure defense.

Things did not improve for the Hokies in the second half as the TarHeels scored on their first four possessions and opened with a 9-2 run, extending the lead to 59-27. Tech faced a deficit as large as 41 points, 80-39, after Larkins scored her first points of the night, a three-point play with 7:06 remaining in the game. The Hokies strung together an 11-2 run following that, and then closed the game with a 7-2 spurt, but the outcome was decided long before that.

Nare Diawara was a lone bright spot for the Hokies on the night. The 6-foot-6 senior center from Bamako, Mali, fell one rebound shy of recording her eighth double-double of the season with 17 points and nine rebounds. Kirby Copeland and Brittany Cook joined Diawara in double figures with 12 and 10 points, respectively.

Virginia Tech 60, Boston College 54 OT
ACC Championships First Round
 Mar. 1, 2007; Greensboro Coliseum

Boston College (54) MP	FG	FT	R	A	PF	TP	
Ayla Brown	26	2-3	0-0	7	0	2	4
Kathrin Ress	30	4-14	4-4	4	1	4	12
Sarah Marshall	44	2-4	0-0	4	5	1	4
Kindyll Dorsey	34	5-11	2-2	1	0	4	14
Mickel Picco	39	6-18	3-4	6	0	1	15
Elisabeth Egnell	21	1-2	0-0	2	0	2	2
Kaydia Kentish	28	1-4	1-2	6	1	3	3
Corey Rusin	3	0-1	0-0	1	0	1	0
Team			7				
Totals	225	21-57	10-12	37	7	18	54

VT (60) MP	FG	FT	R	A	PF	TP	
Britney Anderson	20	2-6	0-2	3	1	3	4
Nare Diawara	32	3-7	7-9	8	1	2	13
Kirby Copeland	33	7-20	4-6	2	0	3	19
Brittany Cook	38	6-13	0-0	5	1	3	13
Laura Haskins	36	1-4	2-2	6	3	0	5
Eleanor Brentnall	13	0-2	0-0	2	0	0	0
Utahya Drye	14	2-3	0-0	2	0	2	4
Lindsey Biggs	13	0-2	0-0	1	0	0	0
Amber Hall	26	0-0	2-2	4	0	1	2
Team			4				
Totals	225	21-57	15-21	37	6	14	60

Boston College	24	28	2	—	54
Virginia Tech	26	26	8	—	60

PERCENTAGES:

BC	FG%	36.8	3PT%	28.6	FT%	83.3
VT	FG%	36.8	3PT%	42.9	FT%	71.4

3-POINTERS - BC 2 (Dorsey); VT 3 (Copeland, Cook, Haskins)

BLOCKED SHOTS - BC 1 (Ress); VT 2 (Diawara)

STEALS - BC 5 (Kentish 4, Brown); VT 5 (Haskins 2, Anderson, Diawara, Britnall)

TURNOVERS - BC 17 (Ress 4, Marshall 3, Kentish 3, Brown 2, Dorsey 2, Picco 2, Rusin); VT 16 (Copeland 3, Cook 3, Haskins 3, Diawara 2, Drye 2, Anderson, Biggs, Hall)

TECHNICAL FOULS - None

OFFICIALS: Wesley Dean, Kathy Lynch, Sue Blauch

ATTENDANCE: 6,098


Kirby Copeland
#4 North Carolina 90, Virginia Tech 60
ACC Championships Quarterfinal
 Mar. 2, 2007; Greensboro, N.C.

VT (60) MP	FG	FT	R	A	PF	TP	
Nare Diawara	31	4-13	9-9	9	0	2	17
Kirby Copeland	37	4-13	3-4	6	6	1	12
Brittany Cook	27	5-11	0-0	1	3	2	10
Laura Haskins	17	0-1	2-2	0	1	0	2
Britney Anderson	10	2-4	0-0	1	0	5	4
Vionca Murray	5	0-1	0-0	0	0	0	0
Eleanor Brentnall	12	2-3	0-0	3	1	2	4
Utahya Drye	16	2-3	0-0	0	0	0	4
Lindsay Biggs	16	3-7	0-0	0	0	0	7
Lakeisha Logan	6	0-1	0-0	0	0	0	0
Amber Hall	23	0-2	0-1	2	0	3	0
Team			7				
Totals	200	22-59	14-16	29	12	15	60

#4 UNC (90) MP	FG	FT	R	A	PF	TP	
Erlana Larkins	16	1-4	1-1	3	1	3	3
LaToya Pringle	18	0-2	2-2	2	1	1	2
Rashanda McCants	20	3-4	5-8	4	3	1	11
Ivory Latta	23	5-8	2-2	2	2	0	17
Camille Little	25	8-12	2-2	5	4	1	20
Trinity Bursey	8	0-0	0-0	0	0	0	0
Alex Miller	24	3-6	0-0	1	4	2	6
Heather Claytor	20	3-4	0-0	1	1	2	8
Christina Dewitt	9	2-2	0-0	3	0	0	4
Iman McFarland	16	3-5	1-3	7	0	4	7
Jessica Breland	21	5-10	2-2	6	1	2	12
Team			2				
Totals	200	33-57	15-20	36	17	16	90

Virginia Tech	25	35	—	60
#4 North Carolina	50	40	—	90

PERCENTAGES:

VT	FG%	37.3	3PT%	20.0	FT%	87.5
#4 UNC	FG%	57.9	3PT%	56.3	FT%	75.0

3-POINTERS - VT 2 (Biggs, Copeland); UNC 9 (Latta 5, Little 2, Claytor 2)

BLOCKED SHOTS - VT 1 (Murry); UNC 6 (Pringle 4, Breland 2)

STEALS - VT 9 (Copeland Diawara 2, Cook, Drye, Hall); UNC 18 (Little 7, Pringle 3, McCants 3, Larkins, Latta, Miller, Claytor, Breland)

TURNOVERS - VT 27 (Hall 5, Copeland 4, Haskins 4, Cook 3, Drye 3, Biggs 3, Murray 2, Diawara, Anderson, Britnall); UNC 24 (Breland 5, Larkins 3, Latta 3, Dewitt 3, McCants 2, Little 2, Miller 2, Claytor 2)

TECHNICAL FOULS - None

OFFICIALS: Lawson Newton, Joanne Aldrich, Ed Sidlasky

ATTENDANCE: 10,036

Game 33

Virginia Tech 74, Western Carolina 64
Blacksburg, Va. • Mar. 17, 2007

BLACKSBURG, Va. - With strong defensive play in the second half, the Virginia Tech Hokies defeated the Western Carolina Catamounts in the second round of the Women's National Invitation Tournament 74-64 in Cassell Coliseum.

While the Hokies enjoyed a first-round bye, the Catamounts, who finished the regular season tied atop the Southern Conference, defeated East Tennessee State in first round action by a score of 91-63.

This WNIT appearance marked the tenth year in a row of postseason Hokie basketball. It is the team's third trip to the WNIT and first game since 2002 when they fell to Houston in the semifinal. Last year, the Hokies played into the second round of the NCAA tournament, losing to Connecticut.

During a quick paced first half, the Hokies committed 12 turnovers. But with 63 percent shooting from the field, Tech took a 37-35 lead into halftime.

The second half brought more quick transitions and turnovers galore. The Hokies finished with 26 turnovers and the Catamounts with 16 of their own. Western jumped out of the gate to tie the game at 37, but then the Hokies took control going on a 19-4 run over a span of 5:03.

Brittany Cook led the way for the Hokies shooting 9-of-12 from the field for 20 points. Senior Nare Diawara added a double-double with 16 points and 11 rebounds.

Laura Haskins netted 12 points, a career high. She totaled seven rebounds, which was the 12th time she has had six or more rebounds in a game this year from her point guard position.

"Laura did a nice job of moving without the ball and stepping up and hitting open shots," Dukenberger said. "She did a nice job of shooting when she was open and not waiting until the next time around. That was key."

The Catamounts, with only one senior in their starting lineup, relied on tremendous depth from the bench as they have had through out their entire season. All 11 Catamounts played in Saturday's game. For the season, 10 out of the 11 Western Carolina players have played in 32 of the teams 34 games.



Britney Anderson

Game 34

Auburn 81, Virginia Tech 73
Blacksburg, Va. • Mar. 22, 2007

BLACKSBURG, Va. - In a back-and-forth WNIT game, the final swing of the pendulum favored the visiting Auburn Tigers, who scored on their final 10 possessions to end Virginia Tech's season, 81-73.

The Hokies came out of the gates quickly with a boost from their bench. Freshman Lindsay Biggs entered the game and promptly hit three consecutive shots, the last two being three-pointers, to help the Hokies claim their largest lead of the first half, 19-11. Tech connected on seven of the first 10 shots, including six in a row, to jump out to the early lead.

But the Tigers clawed their way back into the game with a 13-2 run over the next 5:17 to claim a slim 26-23 advantage. The two teams traded baskets for the next five minutes and Brittany Cook's trey at the 2:26 mark brought the Hokies to within one point, 33-32. But Auburn scored the final four points of the half, both baskets coming off of Tech turnovers, to stake themselves to a 37-32 halftime advantage.

Auburn made good on its final 10 trips down the floor in the second half and converted its free throws to build an insurmountable lead.

Anderson paced the Hokies in her final game with a career-high 24 points, while Cook tied a career high with four treys en route to 14 points. Tech's two seniors besides Anderson, Kirby Copeland and Nare Diawara, finished in double figures with 11 and 10 points, respectively.



Laura Haskins

Virginia Tech 74, Western Carolina 64 WNIT Second Round

Mar. 17, 2007; Cassell Coliseum

Western Carolina (64)	MP	FG	FT	R	A	PF	TP
Jessika Johnson	15	3-7	0-0	7	1	0	6
Lynsie Lamitie	8	1-3	0-0	0	0	1	2
Monique Dawson	24	4-6	2-2	4	1	4	12
Chevon Keith	31	4-11	4-4	9	1	1	12
Lauren Powell	26	3-14	0-1	1	0	3	7
Heather Swayne	12	0-3	0-0	0	0	0	0
Ashley Pellom	25	3-11	2-3	3	4	4	8
Brooke Johnson	19	4-7	2-3	5	1	1	10
Erin May	10	0-1	0-0	1	0	0	0
Kristen Feemster	12	0-1	0-0	2	0	0	0
Kendra Eaton	18	3-9	1-2	5	0	3	7
Team				2			
Totals	200	25-73	11-15	39	8	17	64

VT (74)	MP	FG	FT	R	A	PF	TP
Brittany Cook	30	8-10	3-5	4	0	2	20
Britney Anderson	32	2-9	0-3	8	3	1	4
Nare Diawara	29	6-12	4-6	11	2	3	16
Kirby Copeland	25	4-12	0-2	2	6	4	9
Laura Haskins	30	4-5	3-4	7	1	2	12
Eleanor Brentnall	11	1-2	0-1	3	0	1	2
Utahya Drye	21	2-5	1-1	6	2	3	5
Lindsey Biggs	10	2-5	1-1	2	2	3	6
Amber Hall	12	0-1	0-0	0	1	0	0
Team				5			
Totals	200	29-61	12-20	48	17	19	74

Western Carolina	35	29	—	64
Virginia Tech	37	37	—	74

PERCENTAGES:

WCU	FG%	34.2	3PT%	21.4	FT%	73.3
VT	FG%	47.5	3PT%	36.4	FT%	60.0

3-POINTERS - WCU 3 (Dawson 2, Powell); VT 4 (Copeland, Cook, Haskins, Biggs)

BLOCKED SHOTS - WCU 5 (Johnson, J., Johnson, B., May, Feemster, Eaton); VT 5 (Diawara 4, Haskins)

STEALS - WCU 12 (Keith 5, Dawson 3, Powell 2, Pellom, Feemster); VT 8 (Copeland 4, Cook, Diawara, Drye, Biggs)

TURNOVERS - WCU 16 (Pellom 6, Keith 3, Dawson 2, Powell 2, Johnson, J., Swayne, Eaton); VT 26 (Haskins 8, Cook 5, Anderson 5, Copeland 5, Drye 2, Hall)

TECHNICAL FOULS - None

OFFICIALS: B. Morris, S. Martin, S. Whitt

ATTENDANCE: 1,621

Auburn 81, Virginia Tech 74 WNIT Third Round

Mar. 22, 2007; Cassell Coliseum

Auburn (81)	MP	FG	FT	R	A	PF	TP
Jordan Greenleaf	16	1-2	0-0	0	0	4	2
Tamela McCorvey	27	5-7	3-4	1	0	0	17
Sherell Hobbs	37	3-7	2-2	4	0	2	8
DeWanna Bonner	37	9-16	9-14	9	2	3	27
Whitney Boddie	34	5-11	5-7	4	7	2	15
Treheva Jackson	9	2-3	0-0	0	0	0	4
Reneisha Hobbs	5	0-0	0-0	0	1	0	0
Joanna Clayden	5	0-0	0-0	0	1	0	0
KeKe Carrier	9	1-4	0-0	2	0	0	2
Alexis Ogubie	21	3-3	0-0	3	1	2	6
Team				2			
Totals	200	29-53	19-27	26	12	16	81

VT (73)	MP	FG	FT	R	A	PF	TP
Britney Anderson	32	10-15	4-5	4	1	3	24
Nare Diawara	25	4-7	2-4	4	2	5	10
Kirby Copeland	35	4-7	3-3	1	8	1	11
Brittany Cook	30	5-12	0-0	6	5	2	14
Laura Haskins	23	0-0	0-0	2	0	1	0
Eleanor Brentnall	13	1-4	2-2	3	0	3	4
Utahya Drye	10	0-0	0-0	2	0	0	0
Lindsey Biggs	21	3-7	0-0	0	1	2	8
Lakeisha Logan	2	0-0	0-0	0	1	1	0
Amber Hall	10	1-4	0-0	4	0	1	2
Team				5			
Totals	200	28-56	11-14	31	17	19	73

Auburn	37	44	—	81
Virginia Tech	32	41	—	73

PERCENTAGES:

AU	FG%	54.7	3PT%	80.0	FT%	70.4
VT	FG%	50.0	3PT%	40.0	FT%	78.6

3-POINTERS - AU 4 (McCorvey 4); VT 6 (Cook 4, Biggs 2)

BLOCKED SHOTS - AU 5 (Bonner 2, Ogubie 2, S. Hobbs); VT 0

STEALS - AU 11 (Boddie 4, McCorvey 2, S. Hobbs 2, Bonner, Clayden, Ogubie); VT 6 (Cook 2, Diawara, Copeland, Haskins, Logan)

TURNOVERS - AU 13 (McCorvey 3, Bonner 3, Ogubie 2, S. Hobbs 2, Ogubie 2, Greenleaf, R. Hobbs, Clayden); VT 19 (Copeland 5, Cook 4, Haskins 2, Drye 2, Hall 2, Anderson, Diawara, Biggs, Logan)

TECHNICAL FOULS - None

OFFICIALS: Sue Blauch, Tony Lippa, Melissa Lewis

ATTENDANCE: 1,232



There's nothing quite like ACC basketball... it's action-packed and thrilling. The Hokies are proud to be a part of the most exciting and most televised conference in the nation.
- Coach Beth Dunkenberger



2007-2008 OPPONENTS & ATLANTIC COAST CONFERENCE



Atlantic Coast Conference



The Tradition

Consistency. It is the mark of true excellence in any endeavor.

However, in today's intercollegiate athletics, competition has become so balanced and so competitive that it is virtually impossible to maintain a high level of consistency.

Yet the Atlantic Coast Conference has defied the odds. Now in its 55th year of competition, the ACC has long enjoyed the reputation as one of the strongest and most competitive intercollegiate conferences in the nation. And that is not mere conjecture, the numbers support it.

Since the league's inception in 1953, ACC schools have captured 105 national championships, including 56 in women's competition and 49 in men's. In addition, NCAA individual titles have gone to ACC student-athletes 139 times in men's competition and 86 times in women's action.

Since 1977, when the league adopted women's basketball and a tradition of excellence was established, the ACC has continued to soar to new heights. The 2005-06 season marked the first time in NCAA history that a conference sent three teams to the same Final Four. The title game pitted an automatic ACC winner as second-seeded Maryland faced No. 1 seed Duke. The Terrapins claimed their first national title in school history and the league's second with a thrilling 78-75 overtime game at the TD Banknorth Garden in Boston, Mass., on April 4, 2006.

Following the 2006-07 season, Duke became the first ACC team and only the 14th in NCAA history to finish a regular season undefeated (29-0), while the 34 wins for North Carolina marked the most in program history.

Eight ACC teams earned postseason bids in 2007, including six NCAA Tournament berths. It also marked the fifth consecutive year the league has sent at least six to the Big Dance. With 67 percent of its membership competing in postseason play, the ACC boasted the highest league participation in the nation.

Over the years, ACC women's basketball teams have gained global recognition through their television exposure. The 2006-07 schedule featured 54 televised games, the most in ACC women's basketball history. The television package included 97 television appearances. In addition, the ACC broadcasted nine games on ESPN2 and five on Fox Sports Net and affiliates. Thirty matchups were featured on the league's regional sports network, which includes Comcast SportsNet, Fox Sports Net South, SunSports and New England's Sports Network (NESN).

The league's women's basketball programs

continue to rank among the best in the country in terms of the NCAA Tournament, having made 138 appearances and won 184 games in the last 30 years, 26 of them as a number one seed. In addition to sending three teams to the same Final Four for the first time in history, the league boasts such national accomplishments as sending at least one team to the "Sweet 16" for 19 consecutive years and at least one to the Final Four in 11 of the last 19 years. The conference has also made 14 trips to the Final Four in the last 26 years with three teams finishing second and North Carolina and Maryland capturing National Championships in 1994 and 2006, respectively.

Since 1989, the ACC has placed 14 players on the All-Final Four team, while Maryland's Laura Harper joined the ranks of Virginia's Dawn Staley and North Carolina's Charlotte Smith, who was dubbed the NCAA Tournament Most Outstanding Player in 2006. In all, 61 ACC players have been named to the NCAA Tournament All-Region teams with 10 Most Outstanding Player recognitions.

Five players have garnered National Player of the Year accolades while competing under the ACC banner. Staley was a back-to-back selection in 1991 and 1992, while Smith received the ESPY award in 1995. Duke's Alana Beard was recognized with National Player of the Year honors in both 2003 and 2004, and UNC's Ivory Latta earned ESPN.com National Player of the Year in 2006. In 2007, Duke guard Lindsey Harding was named the Naismith Trophy Women's College Player of the Year presented by AT&T.

Five league coaches have combined to earn 13 national Coach of the Year honors. Duke's Gail Goestenkors, North Carolina's Sylvia Hatchell, Virginia's Debbie Ryan, Maryland's Chris Weller and NC State's Kay Yow have all garnered national recognition.

Seven ACC representatives, including coaches and student-athletes, have participated in the Olympics. NC State's Yow, assisted by Hatchell of UNC, headed up the 1988 gold medal-winning Olympic team. Maryland's Vicky Bullett was a member of both the 1988 and 1992 Olympic teams. Staley, a three-time Olympian, struck gold in Athens as a member of the 2004 title squad. Duke's Goestenkors served as an assistant coach on the gold medal-winning team in Athens.

This summer Maryland's duo of Crystal Langhorne and Harper and Duke's Abby Waner led the USA Under-21 Women's Basketball to a gold medal at the FIBA U21 World Championship in Russia. The squad, spearheaded by first-year Duke head coach JoAnne P. McCallie, defeated Australia, 96-73. In addition, two ACC student-athletes were

represented on the 2007 USA Women's Basketball Pan American team, while last year's ACC Rookie of the Year Monica Wright (UVA.) and a pair of league signees competed on the 12-member 2007 USA Basketball U19 World Championship team.

Since the inaugural season of the Women's National Basketball Association in 1997, the ACC has been a recognizable presence in the league. Sixty-one former ACC stars have played on the hardwood in the WNBA, while five former players have worked the sidelines as coaches. Three ACC players were selected in the first round of the 2007 WNBA Draft as the trio was selected in the first 11 picks of the round. In all, nine league players were selected in the 2007 WNBA Draft, matching the league's draftee total of 2006.

In addition, ACC women's basketball players have earned first-team Academic All-America honors 10 times, including Virginia's Val Ackerman in 1981, the former President of the WNBA. In 1997, NC State's Jennifer Howard was tabbed GTE CoSIDA Academic Player of the Year after posting a flawless 4.0 grade point average throughout her career. Thirteen players have earned ACC postgraduate scholarships, while three others were named NCAA Postgraduate Scholars.

2006-07 in Review

The 2006-07 academic year concluded with league teams capturing five national team titles and 24 individual NCAA crowns. In all, the ACC has won 39 national team titles over the last 11 years. The ACC has won two or more NCAA titles in 25 of the past 27 years.

A total of 137 ACC teams placed in NCAA postseason competition in 2006-07. League teams compiled a 109-70-7 (.605) mark against non-conference opponents in NCAA championship competition. In addition, the ACC had 181 student-athletes earn first team All-America honors this past year. Overall, the league had 250 first, second or third team All-Americans. In addition, the ACC produced nine national Player of the Year and six national Coach of the Year honorees.

2006-07 National Championships

Field Hockey	Maryland
Women's Soccer	North Carolina
Women's Tennis	Georgia Tech
Women's Golf	Duke
Men's Track & Field	Florida State

The Championships

The conference will conduct championship competition in 24 sports during the 2007-08 academic year - 12 for men and 12 for women.

The first ACC championship was held in swimming on February 25, 1954. The conference did not conduct championships in cross country, wrestling or tennis during the first year.

The 12 sports for men include football, cross country, soccer, basketball, swimming, indoor and outdoor track, wrestling, baseball, tennis, golf and lacrosse. Fencing, which was started in 1971, was discontinued in 1981.

Women's sports were initiated in 1977 with the first championship meet being held in tennis at Wake Forest University.

Championships for women are currently conducted in cross country, field hockey, soccer, basketball, swimming, indoor and outdoor track, tennis, golf, lacrosse, softball and rowing.



A History

The Atlantic Coast Conference was founded on May 8, 1953, at the Sedgefield Inn near Greensboro, N.C., with seven charter members - Clemson, Duke, Maryland, North Carolina, North Carolina State, South Carolina and Wake Forest - drawing up the conference by-laws.

The withdrawal of seven schools from the Southern Conference came early on the morning of May 8, 1953, during the Southern Conference's annual spring meeting. On June 14, 1953, the seven members met in Raleigh, N.C., where a set of bylaws was adopted and the name became officially the Atlantic Coast Conference.

Suggestions from fans for the name of the new conference appeared in the region's newspapers prior to the meeting in Raleigh. Some of the names suggested were: Dixie, Mid South, Mid Atlantic, East Coast, Seaboard, Colonial, Tobacco, Blue-Gray, Piedmont, Southern Seven and the Shoreline.

Duke's Eddie Cameron recommended that the name of the conference be the Atlantic Coast Conference, and the motion was passed unanimously. The meeting concluded with each member institution assessed \$200.00 to pay for conference expenses.

On December 4, 1953, conference officials met again at Sedgefield and officially admitted the University of Virginia as the league's eighth member. The first, and only, withdrawal of a school from the ACC came on June 30, 1971, when the University of South Carolina tendered its resignation.

The ACC operated with seven members until April 3, 1978, when the Georgia Institute of Technology was admitted. The Atlanta school had withdrawn from the Southeastern Conference in January of 1964.

The ACC expanded to nine members on July 1, 1991, with the addition of Florida State University.

The conference expanded to 11 members on July 1, 2004, with the addition of the University of Miami and Virginia Polytechnic Institute and State University. On October 17, 2003, Boston College accepted an invitation to become the league's 12th member starting July 1, 2005.

The Schools

Boston College was founded in 1863 by the Society of Jesus to serve the sons of Boston's Irish immigrants and was the first institution of higher education to be founded in the city of Boston. Originally located on Harrison Avenue in the South End of Boston, the College outgrew its urban setting toward the end of its first 50 years. A new location was selected in Chestnut Hill and ground for the new campus was broken on June 19, 1909. During the 1940s, new purchases doubled the size of the main campus. In 1974, Boston College acquired Newton College of the Sacred Heart, 1.5 miles away. With 15 buildings on 40 acres, it is now the site of the Law School and residence halls. In 2004, BC purchased 43 acres of land from the archdiocese of Boston; this now forms the Brighton campus.

Clemson University is nestled in the foothills of the Blue Ridge Mountains near the Georgia border, and the tiger paws painted on the roads make the return to I-85 easier. The school is built around Fort Hill, the plantation home of John C. Calhoun, Vice President to Andrew Jackson. His son-in-law, Tom Clemson, left the land to be used as an agricultural school, and in 1893 Clemson opened its doors as a land-grant school, thanks to the efforts of Ben Tillman.

Duke University was founded in 1924 by tobacco magnate James B. Duke as a memorial to his father, Washington Duke. Originally the school was called Trinity College, a Methodist institution,

started in 1859. In 1892, Trinity moved to west Durham where the east campus with its Georgian architecture now stands. Nearby are Sarah P. Duke gardens, and further west the Gothic spires of Duke chapel overlook the west campus.

Florida State University is one of 11 universities of the State University System of Florida. It was established as the Seminary West of the Suwannee by an act of the Florida Legislature in 1851, and first offered instruction at the post-secondary level in 1857. Its Tallahassee campus has been the site of an institution of higher education longer than any other site in the state. In 1905, the Buckman Act reorganized higher education in the state and designated the Tallahassee school as the Florida Female College. In 1909, it was renamed Florida State College for Women. In 1947, the school returned to a co-educational status, and the name was changed to Florida State University.

Georgia Institute of Technology, founded in 1885, stands next to I-85 in downtown Atlanta. Its first students came to pursue a degree in mechanical engineering, the only one offered at the time. Tech's strength is not only the red clay of Georgia, but a restored gold and white 1930 model A Ford Cabriolet, the official mascot. The old Ford was first used in 1961, but a Ramblin' Wreck had been around for over three decades. The Ramblin' Wreck fight song appeared almost as soon as the school opened, and it is not only American boys that grow up singing its rollicking tune, for Richard Nixon and Nikita Krushchev sang it when they met in Moscow in 1959.

The University of Maryland opened in 1856 as an agricultural school nine miles north of Washington, D.C., on land belonging to Charles Calvert, a descendant of Lord Baltimore, the state's founding father. The school colors are the same as the state flag: black and gold for George Calvert (Lord Baltimore) and red and white for his mother, Alice Crossland. Maryland has been called the school that Curley Byrd built, for he was its quarterback, then football coach, athletic director, assistant to the president, vice-president, and finally its president. Byrd also designed the football stadium and the campus layout, and suggested the nickname Terrapin, a local turtle known for its bite, when students wanted to replace the nickname Old Liners with a new one for the school.

The University of Miami was chartered in 1925 by a group of citizens who felt an institution of higher learning was needed for the development of their young and growing community. Since the first class of 560 students enrolled in the fall of 1926, the University has expanded to more than 15,000 undergraduate and graduate students from every state and more than 114 nations from around the world. The school's colors, representative of the Florida orange tree, were selected in 1926. Orange symbolizes the fruit of the tree, green represents the leaves and white, the blossoms.

The University of North Carolina, located in Chapel Hill, has been called "the perfect college town," making its tree-lined streets and balmy atmosphere what a college should look and feel like. Its inception in 1795 makes it one of the oldest schools in the nation, and its nickname of Tar Heels stems from the tar pitch and turpentine that were the state's principal industry. The nickname is as old as the school, for it was born during the Revolutionary War when tar was dumped into the streams to impede the advance of British forces.

North Carolina State University is located in the state capital of Raleigh. It opened in 1889 as a land-grant agricultural and mechanical school and was known as A&M or Aggies or Farmers for over a quarter-century. The school's colors of pink and blue were gone by 1895, brown and white were tried for a year, but the students finally chose red and white to represent the school. An unhappy fan in 1922 said State football players behaved like a pack of wolves, and the term that was coined in

derision became a badge of honor.

The University of Virginia was founded in 1819 by Thomas Jefferson and is one of three things on his tombstone for which he wanted to be remembered. James Madison and James Monroe were on the board of governors in the early years. The Rotunda, a half-scale version of the Pantheon which faces the Lawn, is the focal point of the grounds as the campus is called. Jefferson wanted his school to educate leaders in practical affairs and public service, not just to train teachers.

Virginia Tech was established in 1872 as an all-male military school dedicated to the original land-grant mission of teaching agriculture and engineering. The University has grown from a small college of 132 students into the largest institution of higher education in the state during its 132-year history. Located in Southwest Virginia on a plateau between the Blue Ridge and Alleghany Mountains, the campus consists of 334 buildings and 20 miles of sidewalks over 2,600 acres. The official school colors - Chicago maroon and burnt orange - were selected in 1896 because they made a "unique combination" not worn elsewhere at the time.

Wake Forest University was started on Calvin Jones' plantation amid the stately pine forest of Wake County in 1834. The Baptist seminary is still there, but the school was moved to Winston-Salem in 1956 on a site donated by Charles H. and Mary Reynolds Babcock. President Harry S. Truman attended the ground-breaking ceremonies that brought a picturesque campus of Georgian architecture and painted roofs. Wake's colors have been black and gold since 1895, thanks to a badge designed by student John Heck who died before he graduated.

School Affiliations

BOSTON COLLEGE - Charter member of the Big East Conference in 1979; joined the ACC in July, 2005.

CLEMSON - Charter member of the Southern Intercollegiate Athletic Association in 1894; a charter member of the Southern Conference in 1921; a charter member of the Atlantic Coast Conference (ACC) in 1953.

DUKE - Joined the Southern Conference in December, 1928; charter member of the ACC in 1953.

FLORIDA STATE - Charter member of the Dixie Conference in 1948; joined the Metro Conference in July, 1976; joined the ACC July, 1991.

GEORGIA TECH - Charter member of the Southern Intercollegiate Athletic Association in 1894; charter member of Southern Conference in 1921; charter member of the SEC in 1932; joined the ACC in April, 1978.

MARYLAND - Charter member of the Southern Conference in 1921; charter member of the ACC in 1953.

MIAMI - Charter member of the Big East Football Conference in 1991; joined the ACC in July, 2004.

NORTH CAROLINA - Charter member of the Southern Intercollegiate Athletic Association in 1894; charter member of the Southern Conference in 1921; charter member of the ACC in 1953.

NC STATE - Charter member of the Southern Conference in 1921; charter member of the ACC in 1953.

VIRGINIA - Charter member of the Southern Intercollegiate Athletic Association in 1894; charter member of the Southern Conference in 1921; resigned from Southern Conference in December 1936; joined the ACC in December, 1953.

VIRGINIA TECH - Charter member of the Southern Conference in 1921; withdrew from the Southern Conference in June, 1965; became a charter member of the Big East Football Conference in Feb. 5, 1991; joined the ACC in July, 2004.

WAKE FOREST - Joined the Southern Conference in February, 1936; charter member of the ACC in 1953.



The ACC Tournament

Tiebreaker Procedures:

According to the 2007-08 ACC Manual, the following tie-breaking procedures will be followed for the 2008 ACC Women's Basketball Tournament:

ACC Manual Section V-2 (pg63)

c) Seeding for the Basketball Championship will be determined by the regular season Conference standings. In case of a tie, the following formula will be used:

1) When two teams are tied in the standings, regular season head-to-head results are used as the tiebreaker.

2) If the tied teams played each other twice in the regular season and split their games, then each team's record vs. the team occupying the highest position in the final regular season standings (or in case of a tie for first place, the next highest position in the regular season standings) and then continuing down through the standings until one team gains an advantage.

a) When arriving at another pair of tied teams while comparing records, use each team's record against the collective tied teams as a group (prior to their own tie-breaking procedures), rather than the performance against the individual tied teams.

b) When comparing records against a single team or a group of teams, the higher winning percentage shall prevail, even if the number of games played against a team or group is unequal (i.e., 2-0 is better than 3-1; 1-0 is the same as 2-0; 2-0 is the same as 4-0; 2-1 is the same as 4-2; 1-0 is better than 1-1; 0-1 is the same as 0-2; 0-2 is the same as 0-4). If the winning percentage of the tied teams is equal against a team, or a group of tied teams, continue down through the standings until one team gains an advantage.

3) If three or more teams are tied in the standings, the following procedures will be used:

a) The combined record of conference games between the tied teams involved will be compiled. Ties will be broken and seedings assigned based on the winning percentage of the combined conference records. The higher winning percentage shall prevail, even if the number of games played against the team or group is unequal (i.e., 2-0 is better than

1st Round

Thursday

March 6

Quarterfinals

Friday

March 7

Semifinals


Saturday

March 8

Finals

Sunday

March 9



RSN-TV - FOX sports Net South, ComCast Sports Net, Sun Sports, NESN (New England Sports Network)

3-1; 1-0 is the same as 2-0; 2-0 is the same as 4-0; 2-1 is the same as 4-2; 1-0 is better than 1-1; 0-1 is the same as 0-2; 0-2 is the same as 0-4).

b) If procedure (a) fails to break the tie, then each tied team's record shall be compared to the team occupying the highest position in the final regular season standings, continuing down through the standings until one team gains an advantage by a higher winning percentage.

c) If the tie is broken by (a) or (b) regarding one or more teams, but three or more teams remain tied, then procedures (a) and (b) will be re-applied among those tied teams only.

d) If two teams remain tied, procedures (1) and (2) will be followed.

4) If there is more than one tie in the standings, and when utilizing the tie-breaking procedures

there are a pair of teams tied, a team's record against the combined tied teams (prior to their own tie-breaking procedures) is used, rather than performance against the individual tied teams.

5) If procedures (2) and/or (3) fail to establish an advantage, a coin flip to break the tie will be conducted by the commissioner after the final regular season game before the Conference Championship.

6) If a coin flip or draw (for a three or more teams tied) is required, the procedure takes place immediately following the conclusion of the last regular season game prior to the Conference Championship. The procedure is administered by the commissioner or a designated assistant. This session is open to the media and to the athletics department representatives from the tied teams.

John Swofford

Atlantic Coast Conference Commissioner



Now in his eleventh year as commissioner, John Swofford has made a dramatic impact on the Atlantic Coast Conference and college athletics and is regarded as one of the top administrators in the NCAA.

Swofford assumed his role as the fourth full-time commissioner in the 54-year history of the Atlantic Coast Conference in July of 1997. He follows James H. (Jim) Weaver, the league's first Commissioner from 1954-1970, Robert (Bob) James, who served from 1971-1987 and Eugene F. (Gene) Corrigan, who held the position from 1987 to 1997.

In addition to overseeing one of the nation's largest athletic conferences, Swofford has been pivotal in positioning the Atlantic Coast Conference for the future. In 2003, on behalf of the nine league institutions and the ACC Council of Presidents, he introduced Miami, Virginia Tech and Boston College as the newest members of the ACC.

With the expansion, Swofford's leadership and negotiating skills helped bring the conference extended and enhanced television contracts in both football and basketball. In May of 2004, the league extended its relationships with ABC, ESPN and Jefferson-Pilot by renegotiating its football television agreements. Highlights include the rights to the Inaugural ACC Football Championship Game and significant increases in the number of televised games through 2010.

In May of 2000, Swofford negotiated one of the nation's most lucrative basketball television contracts with Raycom/Jefferson-Pilot Sports through the 2010-11 season. After the addition of the three new conference members, under Swofford's guidance, Raycom/Jefferson-Pilot increased its financial commitment to the ACC basketball package in May of 2004. During his tenure, the ACC has become the only conference to have television packages with two national cable networks - ESPN and Fox Sports Net. The results of these packages increased the television audience of ACC basketball by over 25 percent.

In order to reach the expanding audience of ACC fans, Swofford also negotiated an agreement with XM Satellite Radio, to broadcast the league's football, men's and women's basketball games nationally.

The North Wilkesboro, N.C., native was a prime mover in the creation of the ACC/Big Ten Basketball Challenge, a three-day series matching two of the nation's premiere college basketball conferences.

Highly respected by his peers, Swofford was a force in the development and growth of the Bowl Championship Series (BCS) to determine an annual national champion in Division I football. In addition to being involved with the BCS since its inception, he served as Coordinator of the BCS for the 2000 and 2001 college football seasons and is currently the chair of the Division I-A Collegiate Commissioners Association. In January 2008, Swofford will again assume the role of BCS Coordinator for the 2009 and 2010 seasons..

Since becoming Commissioner in 1997, Swofford

has been responsible for securing increased bowl opportunities for the ACC. The past two seasons, a league-record eight teams earned bowl bids and in 2002, the conference set an NCAA record when seven of its nine teams (78%) participated in bowl play.

In January of 2001, the Triangle Chapter of the College Football Hall of Fame named Swofford the recipient of its "Outstanding American Award." In the fall of 2002, he was named to the North Carolina High School Athletic Association's Hall of Fame and in December of 2003 he was inducted into the Chick-fil-A Bowl Hall of Fame. In 2003, The Sporting News named Swofford the fifth most influential person in sports in the United States. The Atlanta Sports Council presented Swofford with the 2004 Horizon Award, recognizing him as the national Sports Business Executive of the Year. Most recently, Swofford was named the recipient of the 2005 Homer Rice Award presented by the Division 1A Athletic Directors' Association.

During Swofford's first ten years as Commissioner, ACC teams have won 36 national titles while participating in 50 national championship games. In addition, 935 ACC teams have participated in various NCAA championships during his ten years - an average of over 93 NCAA teams per year.

A long-time advocate of the importance of academics and student-athlete welfare, Swofford stimulated the formation of the league's first-ever ACC Student-Athlete Advisory Committee. This group of current ACC student-athletes gives the conference direct feedback on their experiences participating at the highest level of college athletics.

In 2006, the prestigious ACC Men's Basketball Tournament was awarded out to 2015. Throughout Swofford's tenure, the iconic event will have traveled to many dynamic cities within the footprint of the league including Atlanta, Ga., Washington D.C. and Tampa, Fla., in addition to the traditional stops in Greensboro and Charlotte. The 2001 ACC Tournament in Atlanta set NCAA attendance records for single session (40,083), per session average (36,505) and total attendance (182,525).

Swofford placed an added emphasis on the development of women's basketball in the ACC with the hiring of an Associate Commissioner for Women's Basketball to oversee all aspects of the sport on both a conference and national level.

In addition to his influence and presence in the ACC, Swofford has been a prominent leader in intercollegiate athletics, serving as President of the National Association of Collegiate Directors of Athletics (NACDA) in 1993-94. In 2002, Swofford was appointed as a member of the NCAA Football Oversight Committee. In addition, he has served as a member of the prestigious NCAA Executive Committee. He was named chairman of the NCAA Football Television Committee in 1984 and was also chairman of the NCAA Communications and NCAA Special Events/Post-season Bowl Committees. Swofford is a past chairman of the NCAA Division I Championship Committee and was appointed to the NCAA Special Committee to Study a Division I-A Football Championship.

During his 21 years as an athletics director and assistant athletics director in the league, Swofford chaired numerous ACC committees, including five terms as chair of the ACC Television Committee.

The Director of Athletics at the University of

North Carolina from 1980 to 1997, Swofford was instrumental in building North Carolina's athletics department into one of the country's most respected programs. During his tenure, Tar Heel athletic teams claimed 123 ACC championships and 24 national collegiate titles, including two in men's basketball and one in women's basketball. During the 1993-94 year, the Tar Heels captured the inaugural Sears Directors' Cup, emblematic of the collegiate all-sports champion. North Carolina finished in the Top Six of the Sears Cup standings in each year of Swofford's tenure that the award was given. Four of Swofford's coaching hires at UNC went on to win national championships at the school.

Under his leadership, North Carolina enjoyed tremendous growth in its athletic facilities, including the construction of the Smith Center, a complex which includes a 21,572-seat basketball arena, the Koury Natatorium and the Frank H. Kenan Football Center. He initiated the idea and provided the impetus for the founding of North Carolina's trademark licensing program.

The University chose to recognize his many accomplishments by establishing the John D. Swofford women's athletics scholarship and naming an auditorium in the school's football complex in his honor.

Swofford was a two-time all-state football player and three-sport MVP in football, basketball and track at Wilkes Central High School. He is a 1971 graduate of North Carolina and a recipient of the prestigious Morehead Scholarship. In 1973, Swofford received a MEd. degree with a major in Athletics Administration from Ohio University, which is often referred to as the Harvard of sports management programs. He received the Charles R. Higgins Distinguished Alumnus Award from Ohio University in 1984.

Athletically, Swofford followed in the footsteps of his older brother Jim, and played his collegiate football in the ACC. Whereas Jim played tackle for Duke from 1957 to 1959, John played quarterback and defensive back for North Carolina from 1969 to 1971. The 1970 team went to the Peach Bowl while the 1971 squad captured the school's first-ever outright ACC title and played in the Gator Bowl. Swofford was named to the ACC Academic Honor Roll and Who's Who in College Athletics.

Swofford began his administrative career when past ACC Commissioner and then University of Virginia Athletics Director Gene Corrigan hired him as the school's athletic ticket manager and assistant to the director of athletic facilities and finance in the fall of 1973.

He returned to Chapel Hill in May 1976 as assistant athletics director and business manager, handling all of the athletic department's business affairs. Swofford dropped the business manager title in January 1979, and was named assistant executive vice-president of the Educational Foundation.

Swofford became the school's athletic director on May 1, 1980. At the age of 31, he was the youngest major college Athletics Director in the nation at the time.

John and his wife Nora reside in Greensboro, N.C. Together they have three children, Autumn, who in July married Sherman Wooden, Chad Swofford and Nora's daughter, Amie, who is married to Keith Furr.

Anderson (Exb.)



Jeff Dow
Head Coach

November 1, 2007
Cassell Coliseum
Blacksburg, Va.



Nikki Anthony



Trojans' Quick Facts

Location: Anderson, S.C.
Founded: 1911
Enrollment: 1,800
Conference: Conference Carolinas
Nickname: Trojans
Colors: Gold and Black
Arena: Abney Athletic Center (1,000)
President: Dr. Evans P. Whitaker
Athletics Director: Nancy P. Simpson
2006-07 Record: 24-8
2006-07 Conf. Record/Finish: 15-5, 3rd
2006-07 Postseason: NCAA II Second Round
Record vs. Virginia Tech: First meeting

SID: Cobb Oxford
WBB Contact: Cobb Oxford
SID Office Phone: (864) 231-2097
E-Mail: coxford@andersonuniversity.edu
Address: 316 Boulevard
001 Vandiver Hall
Anderson, S.C. 29621
Fax: (864) 231-5601
Press Row:
Web Site: www.autrojans.com
Head Coach: Jeff Dow (Oregon, '88)
Record at Anderson (years): 51-13 (2)
Career Record (years): 85-62 (3)
Assistant: Devon Rhoads (Colorado State, '04)

2007-08 Roster

No.	Name	Pos.	Yr.	Ht.	Hometown
3	Alexa Neal	G	Fr.	5-8	Greensboro, N.C.
4	Genia Holbrook	F	Jr.	5-11	Toccoa, Ga.
10	Keana Boyd	G	Jr.	5-7	Newberry, S.C.
11	Egle Bauzaite	F	So.	6-0	Kretinga, Lithuania
12	Mikala Fogle-Wilson	G	Sr.	5-5	Columbia, S.C.
15	Jasmine White	F	Fr.	6-0	Greenville, S.C.
20	Korie Sellers	F/C	So.	6-2	Charlotte, N.C.
21	Shanice Wilson	G	So.	5-9	Piedmont, S.C.
22	Whitney Ketner	F	Jr.	6-0	Spartanburg, S.C.
23	Shadee Thompson	G	So.	5-7	Greenville, S.C.
24	Krystal Hough	G	So.	5-10	Charlotte, N.C.
30	Monique Wilhite-Cobb	F	Fr.	5-11	Atlanta, Ga.
33	Latrice Thomas	G/F	Sr.	5-10	Greenville, S.C.
44	Nikki Anthony	F/C	Sr.	6-2	Pickens, S.C.

2006-07 Results

(24-8, 15-5 CC)

Date	Opponent	Result
Nov. 15	at Ga. College & State U.	L, 51-65
21	at Lees-McRae*	W, 67-49
24	vs. Davis & Elkins	W, 79-45
25	at West Virginia State	W, 65-49
30	at Limestone*	W, 71-64
Dec. 2	Belmont Abbey*	W, 69-61
8	Converse	W, 109-58
12	Ga. College & State U.	W, 78-59
16	at Claffin	W, 70-52
Jan. 2	at Converse	W, 85-64
6	St. Andrews*	W, 87-79
11	at Queens*	W, 70-48
13	at Barton*	L, 80-85
15	Erskine*	W, 89-47
18	Pfeiffer*	OT W, 87-82
20	Mount Olive*	W, 71-69
25	Coker*	W, 80-72
27	at St. Andrews*	L, 55-62
29	Lees-McRae*	W, 69-62
Feb. 5	at Erskine*	W, 62-45
8	Queens*	W, 79-68
10	Barton*	W, 82-67
12	Coker*	OT W, 75-74
17	at Pfeiffer*	L, 71-92
19	at Belmont Abbey*	L, 55-73
22	Limestone*	W, 79-61
24	at Mount Olive*	L, 56-68
28	Belmont Abbey ¹	W, 84-58
Mar. 2	vs. Barton ¹	W, 71-59
3	at Pfeiffer ¹	L, 54-67
9	vs. California (Pa.) ²	W, 61-57
10	at Glenville State ²	L, 64-78

1 - Carolinas Conference Tournament
2 - NCAA DII Tournament

2007-08 Schedule

Date	Opponent	Time
Nov. 17	at North Greenville	2 p.m.
19	at Coker*	5:30 p.m.
26	Converse	7 p.m.
29	Lees-McRae*	5:30 p.m.
Dec. 1	at Barton*	5:30 p.m.
6	at Carson-Newman	6 p.m.
11	North Greenville	5:30 p.m.
16	Claffin	2 p.m.
30	at Augusta State	3 p.m.
Jan. 2	at Converse	7 p.m.
5	Mount Olive*	2 p.m.
9	at Limestone*	5:30 p.m.
12	at St. Andrews*	2 p.m.
14	Belmont Abbey*	5:30 p.m.
21	Erskine*	5:30 p.m.
24	at Pfeiffer*	5:30 p.m.
26	Barton*	5:30 p.m.
28	Coker*	7:30 p.m.
31	at Lees-McRae*	5:30 p.m.
Feb. 2	at Mount Olive*	2 p.m.
7	Limestone*	5:30 p.m.
9	St. Andrews*	4 p.m.
14	at Belmont Abbey*	5:30 p.m.
16	at Queens*	5:30 p.m.
21	at Erskine*	5:30 p.m.
23	Pfeiffer*	2 p.m.
29	Queens*	5:30 p.m.

*Carolinas Conference game

High Point

November 11, 2007
Cassell Coliseum
Blacksburg, Va.



Tooley Loy
Head Coach



Amber Manuel



Panthers' Quick Facts

Location: High Point, N.C.
Founded: 1924
Enrollment: 3,100
Conference: Big South
Nickname: Panthers
Colors: Purple and White
Arena: Millis Center (2,565)
President: Dr. Nido Qubein
Athletics Director: Dr. Woody Gibson
2006-07 Record: 18-2
2006-07 Conf. Record/Finish: 11-3/1st
2006-07 Postseason: NA
Record vs. Virginia Tech: 0-1

SID: Brian Morgan
WBB Contact: April Goode
SID Office Phone: (336) 841-4605
E-Mail: agoode@highpoint.edu
Address: 833 Montlieu Avenue
High Point, NC 27262
Fax: (336) 841-9182
Press Row: (336) 841-4638
Web Site: www.highpointpanthers.com
Head Coach: Tooley Loy (High Point '94)
Record at HPU (years): 100-75 (6)
Career Record: same
Assistants: Karen Curtis (High Point '98),
Katie O'Dell (High Point '05), David Kim
(Wake Forest '03)

2007-08 Roster

No.	Name	Pos	Ht.	Yr.	Hometown/Previous School
1	Linda Rambert	G	5'5"	So.	Durham, N.C./ Durham Academy
2	LaTeisha Dean	G	5'7"	Fr.	Virginia Beach, Va./ Green Run
3	Ayonna Thompson	PG	5'1"	Jr.	Greenville, S.C./ Mauldin
4	Jurica Hargraves	G	5'4"	Fr.	Carboro, N.C./ Chapel Hill
10	Lisa Judkins	G	5'2"	Jr.	Kernersville, N.C./ Glenn
13	Frances Fields	G	5'6"	Fr.	Sumter, S.C./ Sumter
20	Amy Will	F	5'10"	r-Fr.	Wilkesboro, N.C./ Wilkes Central
21	Andrea Tucker	F	5'9"	So.	Concord, N.C./ Concord
22	Caitlin Thys	F	6'1"	Jr.	Raleigh, N.C./ Ravenscroft
23	April Benson	F	5'11"	So.	Badin, N.C./ North Stanley
24	Amy Dodd	F	5'10"	Fr.	Apex, N.C./ Apex
25	Jennifer Long	G	5'7"	Jr.	Columbus, Ga./ Carver
32	Whitney Tarver	G	5'4"	So.	Charlottesville, Va./ St. Anne's
33	Amber Manuel	F	5'11"	Sr.	Virginia Beach, Va./ Kempsville
44	Mackenzie Maier	F/C	6'3"	Fr.	Charleston, W.Va./ Charleston Catholic
54	Ashlee Samuels	F	6'0"	So.	Wytheville, Va./ George Wythe

2006-07 Results

(18-12, 11-3 Big South)

Date	Opponent	Result
Nov. 9	at NC State	L, 48-78
17	at Wake Forest	L, 48-72
20	UNC Wilmington	W, 63-49
26	William & Mary	W, 74-62
29	Davidson	L, 63-81
Dec. 6	at Elon	W, 54-51
10	Gardner-Webb	W, 73-44
16	at Campbell	W, 89-74
18	at UNC Greensboro	L, 53-63
20	at South Carolina	L, 49-87
29	vs. Ohio	L, 70-82
30	vs. Campbell	W, 70-53
Jan. 2	at Florida State	L, 39-67
9	Longwood	W, 59-41
13	at Birmingham Southern*	W, 70-60
17	at UNC Asheville*	L, 69-72
20	Liberty*	OT W, 64-62
27	at Winthrop*	W, 74-63
31	Radford*	W, 57-55
Feb. 3	Coastal Carolina*	W, 65-52
6	Charleston Southern*	W, 64-58
10	at Liberty*	W, 67-61
13	at Radford*	L, 55-71
17	Birmingham Southern*	W, 60-52
21	UNC Asheville*	W, 59-53
24	at Coastal Carolina*	L, 57-66
26	at Charleston Southern*	W, 63-51
Mar. 3	Winthrop*	W, 57-49
8	vs. Winthrop ¹	L, 50-57
15	at Charlotte ²	W, 71-69

*Big South Conference game
1 - Big South Tournament
2 - WNIT

2007-08 Schedule

Date	Opponent	Time
Nov. 10	KING	7 p.m.
11	at Virginia Tech	7 p.m.
14	at Oklahoma State	7 p.m.
19	at East Carolina	7 p.m.
24	LIVINGSTONE	7 p.m.
27	at UNC Wilmington	7 p.m.
29	CAMPBELL	7 p.m.
Dec. 3	UNC GREENSBORO	7 p.m.
15	at Davidson	7 p.m.
17	ELON	7 p.m.
29	vs. Eastern Kentucky ¹	1 p.m.
30	vs. St. Peter's/Penn ¹	1/3 p.m.
Jan. 2	at Gardner-Webb	7 p.m.
5	NORTH CAROLINA CENTRAL	7 p.m.
12	PRESBYTERIAN	3 p.m.
19	UNC ASHEVILLE*	2 p.m.
23	WINTHROP*	7 p.m.
26	at Radford*	3 p.m.
29	at Liberty*	7 p.m.
Feb. 2	CHARLESTON SOUTHERN*	3 p.m.
6	at Longwood*	7 p.m.
9	COASTAL CAROLINA*	5 p.m.
12	RADFORD*	7 p.m.
16	at Winthrop*	TBA
20	UNC ASHEVILLE*	7 p.m.
23	LIBERTY*	7 p.m.
26	at Charleston Southern*	7 p.m.
Mar. 1	at Coastal Carolina*	2 p.m.
13-15	Big South Tournament	TBA

*Big South Conference game
1 - St. Peter's Classic, Jersey City, N.J.

Winston-Salem State



Dee Stokes
Head Coach

November 14, 2007
Cassell Coliseum
Blacksburg, Va.



Keoshia Worthy



Lady Rams' Quick Facts

Location: Winston-Salem, N.C.
Founded: 1892
Enrollment: 5,557
Conference: Mid-Eastern Athletic
Nickname: Lady Rams
Colors: Red and White
Arena: LJM Coliseum Annex (4,200)
Chancellor: Dr. Donald J. Reaves
Athletics Director: Dr. Percy "Chico" Caldwell
2006-07 Record: 8-21
2006-07 Conf. Record/Finish: N/A
2006-07 Postseason: N/A
Record vs. Virginia Tech: 0-1

SID: Chris Zona
WBB Contact: Trevin Q. Goodwin
SID Office Phone: (336) 750-2909
E-Mail: goowintq@wssu.edu
Address: 200 C.E. Gaines Center
c/o Dept. of Athletics
Winston-Salem, N.C. 27110
Fax: (336) 751-2144
Press Row: (336) 416-7220
Web Site: www.WSSURAMS.com
Head Coach: Dee Stokes (UNC-Charlotte, '93)
Record at WSSU (years): 8-21 (1)
Career Record: 58-73 (5 years)
Assistants: Michelle Fortier, Angie Abraham, Kristina Baugh

2007-08 Roster

No.	Name	Pos.	Ht.	Yr.	Hometown/Previous School
3	Jalesa Byrd	G/F	5-10	Fr.	Charlotte, NC/Myers Park HS
11	Nikki Kee	F	5-8	Fr.	Greensboro, NC/Dudley HS
13	Nora Campbell	C	6-2	Fr.	Long Island, NY/St. Anthony's HS
14	Corbin Bradford	G	5-7	Fr.	High Point, NC/High Point Andrews HS
15	Keoshia Worthy	G/F	5-7	Sr.	Augusta, GA/USC-Upstate
20	Quintoya Mobley	F	5-11	Fr.	York, SC/York HS
21	Montague Austin	G	5-6	Fr.	Greensboro, NC/Dudley HS
22	Rene Rector	G	5-6	Fr.	Winston-Salem, NC/Mount Tabor HS
23	Patrice Wade	G	5-8	Jr.	Clarksville, TN/Chattanooga State
34	Vontisha Woods	F/C	6-0	Fr.	Danville, VA/George Washington HS

2006-07 Results

Date	Opponent	Result
Nov. 12	at North Carolina	L, 32-83
14	at Towson	L, 51-76
17	at Auburn	L, 47-85
19	at Alabama State	L, 63-76
25	Johnson C. Smith	L, 63-73
27	at Norfolk State	OT W, 75-64
29	Delaware State	L, 51-67
Dec. 2	New Jersey Tech	W, 72-41
5	Appalachian State	L, 52-66
9	at Maryland-Eastern Shore	OT L, 48-64
14	at Elon	L, 42-50
16	Norfolk State	W, 56-47
19	Towson State	L, 50-57
21	at Bethune-Cookman	W, 59-50
28	at Virginia Tech ¹	L, 33-43
29	vs. New Hampshire ¹	L, 55-63
31	USC Aiken	L, 56-61
Jan. 3	at Georgia Tech	L, 43-75
6	Livingstone	L, 61-72
9	at Radford	L, 48-72
13	Maryland-Eastern Shore	L, 49-62
20	at Savannah State	W, 66-58
24	at Delaware State	L, 53-67
26	at Wake Forest	OT L, 66-82
30	at Navy	L, 39-58
Feb. 3	at Morgan State	W, 71-66
8	Bethune-Cookman	W, 49-44
13	at Longwood	L, 65-69
21	Savannah State	W, 80-60

*MEAC game
1- Lady Luck Classic, Blacksburg, Va.
1- CIAA Tournament in Charlotte, N.C.

2007-08 Schedule

Date	Opponent	Time
Nov. 14	at Virginia Tech	TBA
20	RADFORD	7 pm
24-25	at Ohio State Tournament	TBA
Dec. 1	SOUTH CAROLINA STATE*	4 pm
3	at USC-Aiken	TBA
13	ELON	7 pm
17	at Johnson C. Smith	TBA
21	at Wake Forest	7 pm
29	ALABAMA STATE	2 pm
Jan. 9	COLUMBIA UNION	5:30 pm
12	MARYLAND-EASTERN SHORE*	4 pm
14	DELAWARE STATE*	4 pm
19	HOWARD*	4 pm
21	HAMPTON*	5:30 pm
26	at North Carolina A&T*	4 pm
28	at Norfolk State*	5:30 pm
Feb. 2	FLORIDA A&M*	4 pm
4	BETHUNE-COOKMAN*	5:30 pm
9	at Morgan State*	4 pm
11	at Coppin State*	4 pm
13	LONGWOOD	7:30 pm
16	at Howard*	4 pm
18	at Hampton*	5:30 pm
23	NORTH CAROLINA A&T*	4 pm
25	NORFOLK STATE*	5:30 pm
Mar. 1	at Florida A&M*	4 pm
3	at Bethune-Cookman*	5:30 pm
6	at South Carolina State*	4 pm
10-15	vs. North Carolina Central	TBA

*MEAC game
\$ - Exhibition

Liberty

November 19, 2007
Cassell Coliseum
Blacksburg, Va.



Carey Green
Head Coach



Megan Frazee



Lady Flames' Quick Facts

Location: Lynchburg, Va.
Founded: 1971
Enrollment: 10,400
Conference: Big South
Nickname: Lady Flames
Colors: Red, White and Blue
Arena: Vines Center (8,500)
Chancellor: Jerry Falwell Jr.
Athletics Director: Jeff Barber
2006-07 Record: 10-4
2006-07 Conf. Record/Finish: 10-3/T2nd
2006-07 Postseason: N/A
Final ranking last year (poll): N/A
Record vs. Virginia Tech: 0-13

SID: Todd Wetmore
WBB Contact: Paul Carmany
SID Office Phone: (434) 582-2604
E-Mail: pjcarmany@liberty.edu
Address: 1971 University Blvd.
Lynchburg, VA 24502
Fax: (434) 582-2076
Press Row: (434) 582-7451
Web Site: www.LibertyFlames.com
Head Coach: Carey Green (Coastal Carolina '79)
Record at Liberty (years): 185-64 (8)
Career Record: Same
Assistants: Alexis Sherard (St. Michael's '93), Andrea Bloodworth (Calvin '98), Heather Stephens (Wyoming, '03)

2007-08 Roster

No.	Name	Pos.	Yr.	Ht.	Hometown
4	Courtney Watkins	G	Sr.	5-9	Bristol, Tenn./Tennessee HS
10	Allyson Fasnacht	G	Sr.	5-8	Salem, VA/Glenvar HS
11	Egle Smigelskaite	F	Sr.	6-5	Klaipeda, Lithuania/Simonas Dachas'
12	Heather Smith	G	Fr.	5-11	Mahtomedi, Minn./Mahtomedi HS
22	Rachel Hammond	G	Jr.	5-9	Clearwater, Fla./Clearwater HS
23	Avery Warley	F	Fr.	6-2	Washington, D.C./H.D. Woodson HS
25	Rebecca Lightfoot	G/F	Jr.	6-2	Duluth, Ga./Providence Christian Academy
32	Rachel McLeod	G	Fr.	5-10	Houston, Texas/Home Schooled
35	Alexandria Bream	G	Jr.	5-9	Elizabethtown, Pa./Lower Dauphin HS
40	Megan Frazee	G/F	Jr.	6-3	Xenia, Ohio/Xenia Christian HS
41	Molly Frazee	G/F	Jr.	6-2	Xenia, Ohio/Xenia Christian HS
42	Moriah Frazee	F	Jr.	6-3	Xenia, Ohio/Xenia Christian HS
43	Kittery Maine	F	Fr.	6-4	Bonuire, Ga./Warner Robins HS

2006-07 Results

Date	Opponent	Result
Nov. 11	Norfolk State	W, 91-53
14	at George Mason	W, 61-56
16	Columbia Union	W, 97-27
20	at Virginia	W, 75-71
25	at Binghamton	W, 62-45
29	at James Madison	L, 64-74
Dec. 5	Virginia Tech	L, 52-55
10	at George Washington	L, 66-74
16	Virginia Union	W, 66-49
19	vs. Texas-Arlington ¹	L, 54-58
20	vs. Pittsburgh ¹	L, 47-54
29	vs. Marist ²	L, 43-76
30	vs. UNC Greensboro ²	L, 59-67
Jan. 2	American	W, 73-42
5	Longwood	W, 82-48
13	at Coastal Carolina*	W, 58-54
15	at Charleston Southern*	W, 72-39
20	at High Point*	OT L, 62-64
22	Winthrop*	W, 69-42
27	Radford*	W, 79-66
Feb. 3	at UNC Asheville*	W, 66-62
5	Birmingham-Southern*	W, 52-44
10	High Point*	L, 61-67
13	at Winthrop*	W, 77-52
17	Coastal Carolina*	W, 59-57
19	Charleston Southern*	W, 91-40
24	UNC Asheville*	L, 51-54
26	at Birmingham-Southern*	W, 79-66
Mar. 3	at Radford*	L, 54-77
8	vs. Birmingham-Southern ³	W, 62-46
9	vs. Radford ¹	L, 55-57

*Big South Conference game
1 - Caribbean Classic, Cancun, Mexico
2 - Terrapin Classic, College Park, Md.
3 - Big South Championship, Asheville, N.C.

2007-08 Schedule

Date	Opponent	Time
Nov. 13	at UNC Greensboro	7 p.m.
16	at North Carolina A&T	7 p.m.
19	at Virginia Tech	7 p.m.
23	vs. McNeese State ¹	6 p.m.
24	vs. Houston ¹	6 p.m.
25	at Xavier ¹	2 p.m.
30	VIRGINIA UNION	7 p.m.
Dec. 4	JAMES MADISON	6 p.m.
8	BINGHAMTON	1 p.m.
15	GLENVILLE STATE	2 p.m.
20	vs. Ball State ²	8 p.m.
21	vs. Austin Peay/UNLV ²	8/10:30 p.m.
30	at North Carolina	2 p.m.
Jan. 5	RICHMOND	7 p.m.
8	at East Tennessee State	7 p.m.
15	GEORGE MASON	7 p.m.
19	at Charleston Southern*	5:30 p.m.
21	at Coastal Carolina*	7 p.m.
26	PRESBYTERIAN	2 p.m.
29	HIGH POINT*	7 p.m.
Feb. 2	WINTHROP*	7 p.m.
6	at Radford*	7 p.m.
9	UNC ASHEVILLE*	4 p.m.
16	COASTAL CAROLINA*	7 p.m.
18	CHARLESTON SOUTHERN*	7 p.m.
23	at High Point*	7 p.m.
27	at Winthrop*	7 p.m.
Mar. 1	at UNC Asheville*	2 p.m.
7	RADFORD*	7 p.m.
14-16	Big South Championship	TBA

*Big South Conference game
1 - National City Xavier Inv., Cincinnati, Ohio
2 - Lady Rebel Christmas Classic, Las Vegas, Nev.

Southern California



Mark Trakh
Head Coach

November 23, 2007
JUNKANOO JAM
St. George's High School
Freeport, Grand Bahama
Island



Camille LeNoir

Trojans' Quick Facts

Location: Los Angeles, Calif.
Founded: 1880
Enrollment: 33,000
Conference: Pacific-10
Nickname: Trojans/ Women of Troy
Colors: Cardinal and Gold
Arena: Galen Center (10,258)
President: Dr. Stephen Sample
Athletics Director: Mike Garrett
2006-07 Record: 17-13
2006-07 Conf. Record/Finish: 10-8 (5th)
2006-07 Postseason: NA
Record vs. Virginia Tech: First meeting

SID: Darcy Couch
WBB Contact: Patrick Auerbach
SID Office Phone: (213) 740- 3808
E-Mail: dcouch@usc.edu
Address: 3501 Watt Way, Her-103
Los Angeles, CA 90089
Fax: (213) 740-7584
Press Row: (213) 740- GO SC
Web Site: www.usctrojans.com
Head Coach: Mark Trakh (Long Beach State '81)
Record at USC (years): 56-36 (3rd)
Career Record: 255-159 (14th)
Assistants: Jody Wynn, Derek Wynn, and Kai Felton

2007-08 Roster

No.	Name	Pos.	Ht.	Yr.	Hometown/Previous School
1	Camille LeNoir	G	5-6	Jr.	Los Angeles, Calif. Narbonne HS
2	Nicole Berberet	G	5-8	Jr.	Yorba Linda, Calif. Esperanza HS
3	Hailey Dunham	G	6-2	So.	Los Angeles, Calif. Windward School
4	Simone Jelks	F	5-11	Sr.	South Euclid, Ohio Charles F. Brush HS
5	Markisha Lea	C	6-1	Sr.	Riverside, Calif. Martin Luther King HS
10	Heather Oliver	G	5-10	So.	Victoria, Australia Wangaratta HS/Central Ariz. JC
11	Brynn Cameron	G	5-10	Jr.	Newbury Park, Calif. Newbury Park HS
12	Lisa Yamasaki	G	5-5	Jr.	Monterey Park, Calif. Mark Keppel HS
13	Kari LaPlante	F	6-5	Fr.	Glendale, Ariz. Mountain Ridge HS
20	Stefanie Gilbreath ^A	G	6-1	Fr.	Katy, Texas Cinco Ranch HS
21	Aarika Hughes	G	6-2	So.	Beaverton, Ore. Southridge HS
22	Allison Jaskowiak	G/F	5-11	Sr.	Chesterfield, Mo. Parkway West HS
23	Jacki Gemelos	G	6-0	Fr.	Stockton, Calif. St. Mary's HS
25	Daniela Roark	PG	5-7	Jr.	Los Altos, Calif. Pinewood HS/Fordham
30	Kate Henderson	F	5-11	Jr.	Redmond, Wash. Redmond HS/Colorado
44	Nadia Parker	C	6-3	Jr.	Spanaway, Wash. Bethel HS
55	Morghan Medlock	G/F	6-1	So.	Pasadena, Calif. Narbonne HS

^A will redshirt 2007-08 season

2006-07 Results

Date	Opponent	Result
Nov. 10	Long Beach State	W, 85-50
17	at South Dakota State	W, 63-67
19	at Ohio State	L, 58-77
24	Notre Dame	W, 69-58
Dec. 2	at Colorado	W, 76-57
4	at Utah	L, 66-70
9	Hawaii	W, 72-52
14	Prairie View A&M ¹	W, 78-53
16	Houston ¹	W, 65-42
20	Stanford [*]	L, 46-62
22	California [*]	L, 53-62
29	at Washington [*]	L, 60-76
31	at Washington State [*]	W, 62-56
Jan. 5	Oregon [*]	OT W, 79-71
7	Oregon State [*]	W, 59-51
13	at UCLA [*]	W, 75-72
18	at Arizona [*]	W, 77-68
21	at Arizona State [*]	L, 54-62
26	Washington State [*]	W, 65-47
28	Washington [*]	W, 78-58
Feb. 1	at Oregon State [*]	W, 68-65
3	at Oregon [*]	L, 63-73
10	UCLA [*]	W, 62-55
15	Arizona State [*]	L, 57-68
17	Arizona [*]	W, 66-42
22	at California [*]	OT L, 79-86
25	at Stanford [*]	L, 53-56
Mar. 3	vs. Washington ²	W, 81-77
4	vs. Stanford ²	L, 52-67

^{*}Pac-10 game
1 - Women of Troy Classic, Los Angeles, Calif.
2 - State Farm Pac-10 Championship, San Jose, Calif.

2007-08 Schedule

Date	Opponent	Time
Nov. 11	at UC Santa Barbara	2 p.m.
18	COLORADO	1 p.m.
23	vs. Virginia Tech ¹	6 p.m.
24	vs. Georgia/Prairie View A&M ¹	6/8:30 p.m.
30	at Cal State Fullerton	7 p.m.
Dec. 3	UTAH	7 p.m.
8	at Nebraska	7 p.m.
10	at Michigan	7 p.m.
15	PEPPERDINE	2 p.m.
20	GRAMBLING STATE ²	7 p.m.
21	PORTLAND ST./HAWAII ²	4:45/7 p.m.
28	at Arizona State [*]	TBA
30	at Arizona [*]	2 p.m.
Jan. 4	CALIFORNIA [*]	7 p.m.
6	STANFORD [*]	2 p.m.
10	at Washington State [*]	TBA
13	at Washington [*]	TBA
19	UCLA [*]	2 p.m.
24	OREGON STATE [*]	7 p.m.
26	OREGON [*]	2 p.m.
31	at Stanford [*]	TBA
Feb. 2	at California [*]	TBA
8	WASHINGTON [*]	7 p.m.
10	WASHINGTON STATE [*]	2 p.m.
17	at UCLA [*]	2 p.m.
21	at Oregon [*]	TBA
23	at Oregon State [*]	TBA
28	ARIZONA [*]	7 p.m.
Mar. 1	ARIZONA STATE [*]	2 p.m.
7-10	Pac-10 Championship	TBA

^{*}Pac-10 game
1 - Junkanoo Jam, Grand Bahama Island
2 - Women of Troy Classic, Los Angeles, Calif.

Georgia

November 24, 2007
JUNKANOO JAM
St. George's High School
Freeport, Grand Bahama
Island



Andy Landers
Head Coach



Tasha Humphrey

Lady Bulldogs' Quick Facts

Location: Athens, GA
Founded: 1785
Enrollment: 33,959
Conference: Southeastern
Nickname: Lady Bulldogs
Colors: Red and Black
Arena: Stegeman Coliseum (10,523)
President: Dr. Michael F. Adams
Athletics Director: Damon Evans
2006-07 Record: 27-7
2006-07 Conf. Record/Finish: 11-3/2nd
2006-07 Postseason: NCAA Sweet 16 Dallas Regional
2006-07 Final Rank: AP No.14, USA Today

No. 13
Record vs. Virginia Tech: 3-0
SID: Claude Felton
WBB Contact: Mike Mobley
SID Office Phone: (706) 542-1621
E-Mail: mmobley@sports.uga.edu
Head Coach: Andy Landers (Tennessee Tech '74)
Record at UGA (years): 684-215 (28)
Career Record: 766-236 (32)
Assistants: La'Keshia Frett (Georgia '97), Kim Hairston (Richmond '00), Cameron Newbauer (IU-Fort Wayne '01)

2007-08 Roster

No.	Name	Pos.	Ht.	Yr.	Hometown/Previous School
1	Ashley Houts	G	5-6	So.	Trenton, Ga./Dade County HS
2	Lindsey Moss	G/F	6-1	tr-So.	Alpharetta, Ga./Chattahoochee HS /Tennessee
3	Jasmine Lee	F	6-2	Fr.	Bessemer, Ala./Jess Lanier HS
4	Danielle Taylor	F	6-1	Jr.	Savannah, Ga./Beach HS
12	Maria Taylor	F	6-2	Jr.	Alpharetta, Ga./Centennial HS
15	Jaleesa Rhoden	G	5-8	r-Fr.	London, Ontario/London Central Secondary School
20	Angela Puleo	G	5-9	Fr.	Maryville, Tenn./William Blount HS
22	Christy Marshall	G	6-1	So.	Savannah, Ga./Beach HS
24	Megan Darrah	G/F	6-3	Sr.	Moreland, Ga./East Coweta HS
25	Brittany Carter	G	5-9	Fr.	Covington, Ga./Newton County HS
33	Angel Robinson	F	6-5	r-So.	Marietta, Ga./Marietta HS
34	Tasha Humphrey	F	6-3	Sr.	Gainesville, Ga./Gainesville HS
40	Nicole Stroud	F	6-3	Fr.	Decatur, Ga./Avondale HS
50	Rebecca Rowsey	F	6-3	r-Sr.	Henderson, Tenn./Chester County HS

Prairie View A&M

November 24, 2007
JUNKANOO JAM
St. George's High School
Freeport, Grand Bahama
Island



Cynthia Cooper
Head Coach



Gaati Werema

Lady Panthers' Quick Facts

Location: Prairie View, Texas
Founded: 1876
Enrollment: 8,080
Conference: Southwestern Athletic
Nickname: Lady Panthers
Colors: Purple and Gold
Arena: William Nicks Building (5, 520)
President: Dr. George C. Wright
Athletics Director: Charles McClelland
2006-07 Record: 19-14
2006-07 Conf. Record/Finish: 14-4/t-1st
2006-07 Postseason: NCAA First Round

Record vs. Virginia Tech: First meeting
SID:
WBB Contact: Andrew Roberts
SID Office Phone: (936) 261-9126
E-Mail: aloberts@pvamu.edu
Head Coach: Cynthia Cooper-Dyke
Record at TTU (years): 266-35 (2)
Career Record: same
Assistants: Toyelle Wilson, Anthony Williams, Marcus Young

2007-08 Roster

No.	Name	Pos.	Ht.	Yr.	Hometown/Previous School
1	Dominique Smith	G	5-10	r-Fr.	Vallejo, Calif./Orlando Christian Prep
2	Kandis Brown	G	5-9	Jr.	Eden Prairie, Minn./Northern Arizona
11	Dominique Warrior	G	5-6	Jr.	Spring, Texas/Oak Ridge HS
15	Trinity Robinson	G	5-8	Fr.	Orlando, Fla./Orlando Christian Prep
20	Gaati Werema	G/F	6-0	So.	Miami, Fla./Orlando Christian Prep
22	Shavonne Smith	G	5-8	Sr.	Riverside, Calif./Riverside CC
24	Candice Thomas	G	5-8	So.	Waco, Texas/University HS
25	Robin Jones [*]	F	6-1	So.	Waco, Texas/Univ. of Memphis
33	Chari Smith	G/F	6-3	Jr.	Los Angeles, Calif./Mt. SAC JC
45	Whitney Ligone	C	6-3	r-Fr.	Richmond, Calif./Ygancio Valley HS
45	Dominiquea Holman	F	6-3	So.	Houston, Texas/Alief Hastings HS
32	Aminata Dyele	C	6-5	Jr.	Dakar, Senegal/Kilgore JC

^{*} Due to NCAA Transfer Rules, must sit out 2007-08 season

Wofford

November 27, 2007
Cassell Coliseum
Blacksburg, Va.



Edgar Farmer
Head Coach



Kelsi Koenig



Minnesota

November 30, 2007
Cassell Coliseum
Blacksburg, Va.



Pam Borton
Head Coach



Emily Fox



Terriers' Quick Facts

Location: Spartanburg, S.C.
Founded: 1854
Enrollment: 1,250
Conference: SoCon
Nickname: Terriers
Colors: Old Gold and Black
Arena: Benjamin Johnson Arena (3,500)
President: Dr. Benjamin B. Dunlap
Athletics Director: Richard A. Johnson
2006-07 Record: 13-16
2006-07 Conf. Record/Finish: 7-11/6th
2006-07 Postseason: NA
Record vs. Virginia Tech: First meeting

SID: Brent Williamson
WBB Contact: Travis Woods
SID Office Phone: (864) 597-4092
E-Mail: woodstj@wofford.edu
Address: 429 N. Church Street
Spartanburg, S.C. 29303
Fax: (864) 597-4129
Press Row: (864) 597-4487
Web Site: www.wofford.edu/athletics
Head Coach: Edgar I. Farmer, Jr. (North Carolina, '94)
Record at Wofford (years): 24-61 (3)
Career Record: same
Assistants: Ed Geth (North Carolina, '96), Brooke Wilhoit (East Tennessee State, '07)

2007-08 Roster

No.	Name	Pos.	Ht.	Yr.	Hometown/Previous School
4	Maddie Helms	G	5-7	Fr.	Wark, Ark./Cabot
10	Liz Miller	G	5-8	Jr.	State College, Pa./Notre Dame Acad. (Va.)
12	Kristin Bradley	G	5-9	So.	Silver Spring, Md./Springbrook
15	Kelsi Koenig	F	5-9	Sr.	Mandeville, La./Mandeville
20	Summer Nichols	G	5-9	Jr.	Charlotte, N.C./Victory Christian Center School
21	Natalie Gramblin	G	5-3	So.	Upper Marlboro, Md./Riverdale Baptist School
22	Kelly Dwyer	G	5-10	So.	Oviedo, Fla./Oviedo
23	Ashley Kroker	G/F	6-1	Fr.	Almonte Springs, Fla./Lake Brantley
24	Laura Depko	G	5-9	Jr.	Middletown, N.J./Middletown North
33	Mahogany Williams	F	6-0	Jr.	Little Rock, Ark./J.A. Fair
40	Kate Dempsey	C	6-3	Fr.	Elon, N.C./Williams
42	Kathlyn Varno	F	6-1	So.	Wilmington, N.C./Hoggard

Golden Gophers Quick Facts

Location: Minneapolis, Minn.
Founded: 1851
Enrollment: 48,150
Conference: Big Ten
Nickname: Golden Gophers
Colors: Maroon and Gold
Arena: Williams Arena (14,625)
President: Robert Bruininks
Athletics Director: Joel Maturi
2006-07 Record: 17-16
2006-07 Conf. Record/Finish: 7-9/t-5th
2006-07 Postseason: WNIT Second Round
Record vs. Virginia Tech: 1-0

SID:
WBB Contact: Becky Bohm
SID Office Phone: (612) 624-1023
E-Mail: bohmx002@umn.edu
Address: 516 15th Ave., SE, 244 Bierman Field Athletic Bldg.
Minneapolis, Minn 55455
Fax: (612) 625-0359
Press Row: (612) 626-1308
Web Site: www.gophersports.com
Head Coach: Pam Borton (Defiance, '87)
Record at Minnesota (years): 112-49 (5)
Career Record: 181-95 (9)
Assistants: Barb Smith, Marisa Moseley, Ted Rivers

2007-08 Roster

No.	Name	Pos.	Ht.	Yr.	Hometown/Previous School
4	Emily Fox	G	5-9	Jr.	Highland Ranch, Colo./ThunderRidge
5	Korinne Campbell	G	6-0	So.	Princeton, N.J./Notre Dame HS
10	Kay Sylva	G	5-8	Jr.	Salem/North Idaho West Salem
12	Brittany McCoy	G	5-10	So.	Lincolnwood, IL/Loyola Academy
20	Zoe Harper	C	6-3	So.	Lemming, Australia
21	Ashley Ellis-Milan	F/C	6-2	So.	St. Paul, Minn./St. Paul Central
22	Kristen Dockery	F	6-4	Fr.	South Bend/St. Joseph
31	Jordan Barnes	G	5-10	Sr.	Minnetonka, Minn./Hopkins
32	Tanisha Smith	F	5-10	r-Fr.	Whitby, Ontario/Leo Austin Secondary
34	Lindsey Jaede	G	5-7	Sr.	New Brighton, Minn./Irondale HS
35	Katie Ohm	G/F	5-11	So.	Rochester, Minn./Elgin-Milville
45	Leslie Knight	F	6-1	Sr.	Minnetonka, Minn./Hopkins

2006-07 Results

Date	Opponent	Result
Nov. 10	Gardner-Webb	W, 57-47
13	Southern Virginia	W, 83-48
15	Charleston Southern	W, 86-60
18	at West Virginia	L, 30-78
20	at North Carolina A&T	W, 66-60
22	at Wake Forest	L, 72-74
Dec. 1	Winthrop	W, 77-51
6	at North Carolina	L, 36-95
8	Montreat	W, 81-49
17	Western Carolina*	L, 67-76
19	Chattanooga*	L, 62-96
22	at Clemson	L, 81-94
Jan. 2	at Georgia Southern*	L, 58-74
6	College of Charleston*	W, 56-47
9	Elon*	W, 56-47
13	at Furman*	L, 40-48
16	at Appalachian State*	W, 69-65
20	at Davidson*	L, 39-86
22	UNC Greensboro*	L, 54-62
27	at Western Carolina*	L, 65-79
29	Georgia Southern*	L, 67-82
Feb. 3	at College of Charleston*	W, 41-39
6	at Furman*	W, 50-43
10	Furman*	L, 47-51
12	Appalachian State*	W, 63-52
17	Davidson*	OT W, 68-65
19	at UNC Greensboro*	OT L, 66-71
24	at Chattanooga*	L, 49-68
Mar. 1	vs. Davidson†	L, 62-71

*SoCon game
1 - SoCon Tournament, North Charleston, S.C.

2007-08 Schedule

Date	Opponent	Time
Nov. 11	at Coastal Carolina	2 p.m.
14	SOUTHERN VIRGINIA	5 p.m.
20	at Southeastern Louisiana	6:30 p.m.
27	at Virginia Tech	7 p.m.
Dec. 1	ELON*	TBA
4	at Gardner-Webb	7 p.m.
9	at North Carolina	2 p.m.
15	UNC GREENSBORO*	6 p.m.
18	vs. Savannah State†	5 p.m.
19	at North Florida†	7 p.m.
29	NORTH FLORIDA	3 p.m.
Jan. 2	BETHUNE-COOKMAN	2 p.m.
5	FURMAN*	6 p.m.
7	at Kentucky	7 p.m.
12	at Georgia Southern*	3 p.m.
14	at College of Charleston*	7 p.m.
19	WESTERN CAROLINA*	2 p.m.
21	CHATTANOOGA*	6 p.m.
26	at Davidson*	2 p.m.
28	at Appalachian State*	5 p.m.
Feb. 2	at Furman*	3 p.m.
9	GEORGIA SOUTHERN*	4 p.m.
11	COLLEGE OF CHARLESTON*	6 p.m.
16	at Western Carolina*	4 p.m.
18	at Chattanooga*	5:15 p.m.
23	DAVIDSON*	2 p.m.
25	APPALACHIAN STATE*	6 p.m.
28	at UNC Greensboro*	5 p.m.
Mar. 1	at Elon*	2 p.m.
6-10	Southern Conf. Tournament	TBA

*- SoCon game
1 - UNF Holiday Classic (Jacksonville, Fla.)

2006-07 Results

Date	Opponent	Result
Nov. 10	Northern Iowa	W, 75-63
14	Charlotte	W, 78-66
18	Princeton†	W, 85-60
19	Middle Tennessee State†	L, 61-79
22	Creighton	W, 75-55
24	vs. Wisconsin-Green Bay†	L, 66-75
25	vs. Kent State†	W, 70-67
30	Vermont	W, 74-59
Dec. 2	Chicago State	W, 72-34
5	at Nebraska	W, 74-65
9	at Iowa State	L, 57-67
22	at North Dakota State	L, 48-62
28	Iowa*	L, 56-58
31	Illinois*	W, 70-61
Jan. 4	at Ohio State*	L, 62-75
7	Wisconsin*	W, 71-53
11	at Northwestern*	W, 65-63
14	South Dakota State	L, 58-59
18	at Illinois†	L, 54-64
21	Penn State*	W, 75-62
25	at Iowa*	OT W, 80-78
28	at Wisconsin*	L, 57-70
Feb. 1	Purdue*	L, 55-58
4	at Indiana*	L, 65-69
8	Ohio State*	L, 67-70
11	Indiana*	W, 79-69
15	at Penn State*	L, 57-66
22	Michigan*	W, 66-53
25	at Michigan State*	L, 50-57
Mar. 1	vs. Northwestern†	W, 60-43
2	vs. Michigan State†	L, 68-77
14	Illinois-Chicago†	W, 97-54
19	at Western Kentucky†	L, 57-73

*Big Ten game
1 - Subway Classic, Minneapolis, Minn.
2 - La Quinta Inn & Suites Thanksgiving Classic
3 - Big Ten Championship, Indianapolis, Ind.
4 - WNIT

2007-08 Schedule

Date	Opponent	Time
Nov. 9	UC-RIVERSIDE	7 p.m.
13	at Northern Iowa	7 p.m.
16	WESTERN CAROLINA†	6 p.m.
18	LOUISVILLE†	2 p.m.
20	NORTH DAKOTA STATE	7 p.m.
23	vs. Kentucky†	8:30 p.m.
24	vs. Texas/Virginia†	6:10/8:20 p.m.
25	TBA	TBA
30	at Virginia Tech	6 p.m.
Dec. 2	CHARLOTTE	1 p.m.
8	UTAH	Noon
21	IOWA STATE	7 p.m.
28	at Michigan State*	7 p.m.
30	PURDUE*	1 p.m.
Jan. 3	IOWA*	7 p.m.
7	at Wisconsin*	7 p.m.
10	at Illinois†	7 p.m.
13	PENN STATE*	1 p.m.
17	at Indiana*	6 p.m.
24	OHIO STATE*	7 p.m.
27	MICHIGAN STATE*	Noon
31	at Purdue*	6 p.m.
Feb. 3	at Ohio State*	3 p.m.
7	ILLINOIS*	7 p.m.
10	NORTHWESTERN*	2 p.m.
14	at Penn State*	7 p.m.
17	at Iowa*	3:30 p.m.
23	WISCONSIN*	11 a.m.
28	INDIANA*	7 p.m.
Mar. 2	at Michigan*	1/3 p.m.
6-9	Big Ten Tournament	TBA

*Big Ten game
1 - Subway Classic, Minneapolis, Minn.
2 - Hawaii Rainbow Wahine Classic, Honolulu, HI

Alabama-Birmingham



Audra Smith
Head Coach

December 2, 2007
Cassell Coliseum
Blacksburg, Va.



Diamond Rogers



Blazers' Quick Facts

Location: Birmingham, Ala.
Founded: 1969
Enrollment: 16,561
Conference: Conference USA
Nickname: Blazers
Colors: Forest Green and Old Gold
Arena: Bartow Arena (8,500)
President: Dr. Carol Garrison
Athletics Director: Brian Mackin
2006-07 Record: 19-13
2006-07 Conf. Record/Finish: 12-4/2nd
2006-07 Postseason: NA
Record vs. Virginia Tech: 1-0

SID: Norm Reilly
WBB Contact: Michelle Cunningham
SID Office Phone: (205)934-0725
E-Mail: mcunning@uab.edu
Address: 105 Bartow Arena
1530 3rd Ave. South
Birmingham, AL 35294-1160
Fax: (205)934-7505
Press Row: (205) 934-0720
Web Site: www.uabsports.com
Head Coach: Audra Smith (Virginia, '92)
Record at UAB (years): 40-48 (3)
Career Record: same
Assistants: Kathy Allen (Virginia, '02), Daryl Oliver (Richmond, '98), JoVanka J. Ward (Hampton '98) and Laura Waldrop (UAB, '06)

2007-08 Roster

No.	Name	Pos.	Ht.	Yr.	Hometown/Previous School
1	Crystal McFadden	G	5-10	r-Sr.	New York, N.Y./Murry Bergtraum HS
2	Amanda Peterson	G	5-10	Fr.	Homewood, Ala./Homewood
5	Ashlee Jackson	G	5-8	Fr.	Atlanta, Ga./McEachern HS
12	Diamond Rogers	F	5-11	Sr.	Jackson, Miss./Murrah HS
15	LaKitha Murray	G	5-7	Sr.	Tuscaloosa, Ala./Bryant HS
20	Erica Simpson	F	6-0	So.	Gary, Ind./West Side HS
23	Brooke Shepherd	F	6-1	Fr.	Bristol, Va./Virginia HS
25	Britney Jones	G	5-7	Jr.	Chicago, Ill./Marshall HS
30	Tamika Dukes	F	6-0	Jr.	Birmingham, Ala./Wallace-Hanceville CC
32	Fatiha Salaam	G	5-9	So.	Atlanta, Ga./W.D. Mohammed HS
33	Brianna Berry	F	6-1	Jr.	Flint, Mich./Southwestern Academy
43	Chasity Herron	F	5-11	Fr.	Alabaster, Ala./Thompson HS
50	Amanda Scott	F/C	6-2	So.	Cullman, Ala./West Point HS
52	Christon Ingram	F/C	6-4	Sr.	Stone Mountain, Ga./Stone Mountain HS

2006-07 Results

Date	Opponent	Result
Nov. 12	at Florida State	L, 77-93
14	Mississippi	L, 85-99
17	Louisiana-Monroe	L, 73-80
20	Chattanooga	L, 63-70
27	at Jackson State	L, 67-78
30	Vanderbilt	L, 63-85
Dec. 3	at Mississippi State	W, 76-70
18	Florida Atlantic	W, 67-52
19	Hampton	W, 66-47
21	Virginia Tech	W, 70-59
28	vs. Northwestern State	W, 84-77
29	at Virginia	L, 63-81
Jan. 2	at Memphis*	W, 75-59
5	Tulsa*	W, 76-60
7	SMU*	W, 71-68
12	at Central Florida*	W, 66-55
14	at Southern Miss*	L, 54-72
18	East Carolina*	W, 59-52
20	Marshall*	OT L, 69-75
27	Memphis*	W, 84-77
Feb. 1	at East Carolina*	OT W, 73-69
3	at Marshall*	W, 62-55
7	UTEP*	W, 54-43
10	at Tulane*	L, 48-66
15	Central Florida*	W, 58-44
17	Southern Miss*	L, 55-60
22	at Rice*	W, 79-66
24	at Houston*	W, 84-63
Mar. 2	at Tulsa*	W, 67-65
3	vs. East Carolina*	L, 81-85
15	Davidson*	W, 81-77
18	at Auburn*	L, 60-74

*C-USA game
1 - Conference USA Tournament
2 - WNIT

2007-08 Schedule

Date	Opponent	Time
Nov. 9	at Vanderbilt	7 p.m.
14	at Illinois	7 p.m.
17	at Auburn	2 p.m.
23	vs. Hartford ¹	9 a.m.
24	vs. Lipscomb/Hawaii ¹	TBA
25	TBA ¹	TBA
29	at Mississippi	7 p.m.
Dec. 2	at Virginia Tech	2 p.m.
5	CHARLOTTE	7 p.m.
17	DELEWARE STATE ²	6 p.m.
18	UL MONROE/ST. JOHN'S ²	TBA
30	FLORIDA STATE	7 p.m.
Jan. 3	MISSISSIPPI STATE	7 p.m.
6	MEMPHIS*	2 p.m.
10	EAST CAROLINA*	7 p.m.
12	MARSHALL*	6 p.m.
18	at UTEP*	7:05 p.m.
20	at Tulane*	TBA
27	at Memphis*	7 p.m.
Feb. 1	RICE*	7 p.m.
3	HOUSTON*	2 p.m.
7	at Central Florida*	7 p.m.
9	at Southern Miss*	5 p.m.
14	at Tulsa*	7 p.m.
17	SMU*	2 p.m.
21	at East Carolina*	7 p.m.
23	at Marshall*	5 p.m.
28	CENTRAL FLORIDA*	7 p.m.
Mar. 1	SOUTHERN MISS*	2 p.m.
6-9	C-USA Tournament	TBA

*C-USA game
1 - Jack in the Box Rainbow Wahine Classic, Honolulu, Hawaii
2 - Blazer Invitational, Birmingham, Ala.

North Carolina A&T



Patricia Cage-Bibbs
Head Coach

December 5, 2007
Cassell Coliseum
Blacksburg, Va.



Amber Bland



Aggies' Quick Facts

Location: Greensboro, N.C.
Founded: 1891
Enrollment: 11,436
Conference: Mid-Eastern Atlantic
Nickname: Aggies
Colors: Blue and Gold
Arena: Corbett Sports Center (5,700)
Chancellor: Dr. Stanley F. Battle
Athletics Director: DeLores "Dee" Todd
2006-07 Record: 17-13
2006-07 Conf. Record/Finish: 12-6/ t-2nd
2006-07 Postseason: MEAC quarterfinals
Final ranking last year (poll): N/A
Record vs. Virginia Tech: First meeting

SID: Brian Holloway
WBB Contact: Brian Holloway
SID Office Phone: (336) 334-7141
E-Mail: bmhollow@ncat.edu
Address: Moore Gymnasium
1601 E. Market Street
Greensboro, N.C. 27411
Fax: (336) 334-7181
Press Row: (336) 334-7405
Web Site: www.ncataggies.com
Head Coach: Patricia Cage-Bibbs (Grambling '72)
Record at A&T (years): 26-32 (3)
Career Record: 397-238 (23)
Assistants: Terrell Robinson (N.C. A&T '01), Freddie Murray (Jackson State '90)

2007-08 Roster

No.	Name	Pos.	Ht.	Yr.	Hometown/Previous School
1	Lonise Coulter	C	6-2	So.	Flint, Mich. Northern
2	Nancy Rembert	G	5-9	Sr.	New Haven, Conn. Lon Morris JC
3	Tyronnica Alford	G	5-8	So.	Thomasville, N.C. UNC-Asheville
5	Ta'Wuana Cook	G	5-8	So.	Fayetteville, N.C. Seventy-First
11	Brittane Neely	F/C	6-2	Fr.	Arlington, Va. Wakefield
12	Shantar Waddell	F	6-1	So.	Wilmington, N.C. New Hanover
20	Tiffany White	G	5-9	Fr.	Wilmington, N.C. Ashley
21	Taryn Russ	G	5-9	Fr.	Winchester, Va. Handley
22	Brittanie Taylor-James	G/F	6-0	Jr.	Evanston, Ill. UC-Santa Barbara
23	Amber Bland	G	5-11	Jr.	Boardman, Ohio Penn State
25	Nyra Taborn	F	5-10	Sr.	Harrisburg, Ill. Kaskaskia JC
30	Ahmad Williams	G	5-10	Jr.	Zachary, La. Southern Laboratory
32	Jalessa Sams	F/G	5-11	Fr.	New Castle, Pa. New Castle
43	LaPorsha Lowry	C	6-5	So.	Charlotte, N.C. N. Mecklenburg
45	Lamona Smalley	F	6-0	So.	Philadelphia, Pa. University City

2006-07 Results

Date	Opponent	Result
Nov. 10	Stetson	W, 61-49
15	at Georgia	L, 35-89
17	at South Carolina	L, 763-117
20	Wofford	L, 60-66
24	vs. Providence	L, 64-79
25	vs. Longwood	W, 79-63
Dec. 2	at South Carolina State	W, 74-61
16	UNC Asheville	W, 63-59
18	Navy	W, 64-59
20	Elon	W, 81-46
28	at Baylor	L, 40-89
30	at TCU	L, 84-106
Jan. 6	Maryland-Eastern Shore*	W, 74-59
8	Howard*	W, 87-73
13	at Bethune-Cookman*	W, 75-62
15	at Florida A&M*	L, 765-72
20	at Coppin State*	L, 60-75
22	at Morgan State*	W, 69-62
27	Norfolk State*	W, 86-58
29	Hampton*	W, 91-69
Feb. 3	at Maryland-Eastern Shore*	L, 60-65
5	at Howard*	L, 65-68
10	Bethune-Cookman	W, 73-61
12	Florida A&M*	W, 77-72
17	Coppin State*	L, 81-84
19	Morgan State*	W, 89-69
24	at Norfolk State*	W, 83-77
26	at Hampton*	W, 73-63
28	at Delaware State*	L, 70-73
Mar. 8	vs. Florida A&M	L, 69-71

*MEAC game
1 - MEAC Championship

2007-08 Schedule

Date	Opponent	Time
Nov. 9	at Stetson	6 p.m.
16	LIBERTY	7 p.m.
19	at Elon	7 p.m.
23	vs. UNC-Asheville ¹	3 p.m.
24	vs. UNC/Boston ¹	TBA
27	USC UPSTATE	7 p.m.
Dec. 1	at Norfolk State*	4 p.m.
5	at Virginia Tech	7 p.m.
16	at N.C. State	2 p.m.
19	CAMPBELL	7 p.m.
30	at Texas A&M	7 p.m.
Jan. 2	at Baylor	7 p.m.
12	MORGAN STATE*	2 p.m.
14	COPPIN STATE*	5:30 p.m.
19	at Maryland-Eastern Shore*	2 p.m.
21	at Delaware State*	5:30 p.m.
26	WINSTON-SALEM STATE*	2 p.m.
28	SOUTH CAROLINA STATE*	5:30 p.m.
Feb. 2	HOWARD*	2 p.m.
4	HAMPTON*	5:30 p.m.
9	at Florida A&M*	2 p.m.
11	at Bethune-Cookman*	5:30 p.m.
16	MARYLAND-EASTERN SHORE*	2 p.m.
18	DELEWARE STATE*	5:30 p.m.
23	at Winston-Salem State*	4 p.m.
25	at South Carolina State*	5:30 p.m.
Mar. 1	at Howard*	2 p.m.
3	at Hampton*	6 p.m.
6	NORFOLK STATE*	5:30 p.m.
10-15	MEAC Tournament	TBA

*MEAC game
1 - UNC Greensboro Inv., Greensboro, N.C.

Charlotte

December 16, 2007
Halton Arena
Charlotte, N.C.



Karen Aston
Head Coach



Sabrina Gregory



49ers' Quick Facts

Location: Charlotte, N.C.
Founded: 1946
Enrollment: 22,254
Conference: Atlantic 10
Nickname: 49ers
Colors: Green and White
Arena: Halton Arena (9,105)
Chancellor: Dr. Philip L. Dubois
Athletics Director: Judy Rose
2006-07 Record: 19-13
2006-07 Conf. Record/Finish: 9-5/4th
2006-07 Postseason: WNIT
Record vs. Virginia Tech: 8-12

SID: Thomas E. Whitestone
WBB Contact: Brent Stastny
SID Office Phone: (704) 687-6313
E-Mail: bmstastn@uncc.edu
Address: 9102 University City Blvd.
Miltimore-Wallis Center, Second Floor
Charlotte, NC 28223
Fax: (704) 687-4918
Press Row: (704) 687-4999
Web Site: www.charlotte49ers.com
Head Coach: Karen Aston (Arkansas- Little Rock '87)
Record at Charlotte (years): first season
Career Record: Same
Assistants: Ken Griffin (Voorhees '94), Krystion Obie (Charlotte '05), Angela Ortega (Northwestern State '89)

2007-08 Roster

No.	Name	Pos.	Ht.	Yr.	Hometown/Previous School
1	Jabrenta Hubbard	G	5-6	So.	Las Vegas, Nev./Northern Colorado University
2	Brittany Carter	F	6-0	Fr.	Lewisville, N.C./Forsyth Country Day
5	Shannon McCallum	G	5-10	Fr.	Whiteville, N.C./Patterson School
10	Erin Floyd	F	6-0	So.	Sicklerville, N.J./Timber Creek HS
11	Traci Ray	G	5-5	Jr.	Cypress, Texas/Cypress Fair HS
15	Whitney Hoy	G	5-5	Sr.	Cowpens, S.C./Broome County HS
20	Ashley Spriggs	F	6-0	So.	Pfitchellville, Md./Bishop McNamara HS
22	Aysha Jones	G	5-8	So.	Pittsburgh, Pa./Oakland Catholic HS
23	Tyhiesha Smith	F	5-11	r-Jr.	Augusta, Ga./Glenn Hills HS
32	Wendy Stywalt	G	5-8	So.	Charlotte, N.C./Vance HS
34	Kelsey McAduo	F	6-3	r-Fr.	Norfolk, Va./Maury HS
44	Sabrina Gregory	G	5-9	Sr.	Fayetteville, N.C./E.E. Smith HS
55	Danielle Burgin	F/C	6-5	Jr.	Asheville, N.C./Asheville HS

2006-07 Results

Date	Opponent	Result
(19-13, 13-2 Atlantic 10)		
Nov. 10	Arkansas State	W, 76-65
14	at Minnesota	L, 66-78
17	Saint Francis	W, 82-72
20	UNC Greensboro	W, 86-40
24	vs. Wyoming ¹	L, 55-77
25	at Colorado ¹	L, 65-78
Dec. 2	at Virginia Tech	L, 68-80
4	Charleston Southern	W, 82-61
9	at Davidson	L, 69-75
17	Old Dominion	W, 68-64
21	Houston	W, 81-58
29	vs. Tulsa ²	W, 85-65
30	vs. Ball State ²	L, 72-82
Jan. 2	at Clemson	W, 65-62
5	Winthrop	W, 65-45
9	Saint Louis [*]	W, 74-49
12	Dayton [*]	W, 82-70
14	Xavier [*]	W, 61-59
18	at Richmond [*]	W, 65-60
21	Duquesne [*]	W, 74-65
26	at Rhode Island [*]	L, 78-91
28	at Massachusetts [*]	W, 67-60
Feb. 3	at Saint Louis [*]	W, 77-65
8	Fordham [*]	W, 78-46
11	at Saint Joseph's [*]	L, 59-67
15	George Washington [*]	L, 59-64
18	Temple [*]	L, 55-72
22	at LaSalle [*]	L, 62-71
25	at St. Bonaventure [*]	W, 86-74
Mar. 3	vs. Saint Joseph's ³	L, 64-76
15	High Point ⁴	W, 72-45
19	at Virginia ⁴	L, 72-74

*A-10 game
1 - Colorado Coors Classic, Boulder, Colo.
2 - Aeropostale/St. Peter's Classic, Jersey City, N.J.
3 - Atlantic 10 Championship, Cincinnati, Ohio
4 - WNIT

2007-08 Schedule

Date	Opponent	Time
Nov. 9	vs. Pittsburgh ¹	5 p.m.
10	at Penn State ¹	6:30 p.m.
11	vs. Arizona	2 p.m.
15	at Wake Forest	7 p.m.
17	at Old Dominion	4 p.m.
21	HAMPTON	7 p.m.
24	DAVIDSON	7 p.m.
28	at UNC Greensboro	7 p.m.
Dec. 2	MINNESOTA	2 p.m.
5	at UAB	8 p.m.
16	VIRGINIA TECH	2 p.m.
20	CHARLESTON SOUTHERN ²	7:30 p.m.
21	UT-ARLINGTON ²	7:30 p.m.
30	at Arkansas State	3 p.m.
Jan. 2	CLEMSON	7 p.m.
5	WINTHROP	7 p.m.
12	at Duquesne [*]	TBA
15	MASSACHUSETTS [*]	7 p.m.
19	SAINT LOUIS [*]	TBA
22	at Dayton [*]	TBA
26	at George Washington [*]	TBA
30	LASALLE [*]	7 p.m.
Feb. 2	at Saint Louis [*]	TBA
6	at Temple [*]	TBA
12	SAINT JOSEPH'S [*]	7 p.m.
17	at Xavier [*]	Noon
24	RHODE ISLAND [*]	2 p.m.
27	at Fordham [*]	TBA
Mar. 1	RICHMOND [*]	7 p.m.
7-10	at Atlantic 10 Tournament	TBA

*A-10 game
1 - WBCA Classic, University Park, Pa.
2 - SpringHill Suites Holiday Classic, Charlotte, N.C.

Texas San-Antonio

December 20, 2007
Tulane Doubletree Classic
Fogelman Arena
New Orleans, La.



Rae Rippetoe-Blair
Head Coach



Monica Gibbs



Roadrunners' Quick Facts

Location: San Antonio, Texas
Founded: 1969
Enrollment: 28,520
Conference: Southland (West)
Nickname: Roadrunners
Colors: Orange and Navy Blue
Arena: Convocation Center (4,080)
President: Dr. Ricardo Romo
Athletics Director: Lynn Hickey
2006-07 Record: 14-16
2006-07 Conf. Record/Finish: 9-7/t-4th
2006-07 Postseason: SLC Tournament Semis
Record vs. Virginia Tech: First meeting

SID: Kyle Stephens
WBB Contact: Carlos Valdez III
SID Office Phone: (210) 458-4930
E-Mail: carlos.valdez@utsa.edu
Address: One UTSA Circle
San Antonio, Texas 78249
Fax: (210) 458-4569
Press Row: (210) 458-4566
Web Site: www.goUTSA.com
Head Coach: Rae Rippetoe-Blair (Oklahoma St., '85)
Record at UTSA (years): 113-90 (7)
Career Record (years): 220-134 (11)
Assistants: Lubomyr Lichonczak (Idaho, '78), Amber Prose (UTSA, '02), Courtney Locke (Rutgers, '06)

2007-08 Roster

No.	Name	Pos.	Ht.	Yr.	Hometown/Previous School
4	Regan Burks	F	6-0	So.	Abilene, Texas (Abilene Wylie)
10	Amber Gregg	G	5-6	Fr.	Austin, Texas (McNeil)
11	Jordan Stark	G	5-11	Fr.	Weatherford, Okla. (Weatherford)
13	Ryba Pawlaczyk	F	6-3	Jr.	Wroclaw, Poland (Casper College)
14	Andrea Garcia	G	5-5	Jr.	Mathis, Texas (Mathis)
21	Terrie Davis	G	5-8	Sr.	Houston, Texas (Spring Woods)
22	Cierra Martin	F/G	5-8	Fr.	Pflugerville, Texas (Pflugerville)
23	Whitney York	G	5-5	Fr.	Bryan, Texas (Bryan)
24	Amanda Foster	F	6-3	r-Sr.	Utica, Kan. (Oklahoma State)
30	Kara McKay	F/G	6-0	Jr.	Rush Springs, Okla. (Rush Springs)
31	Onika Anderson	F	5-10	Jr.	Pine Bluff, Ark. (Watson Chapel/Carl Albert JC)
32	Courtney Laing	F	6-1	So.	Abilene, Texas (Abilene Wylie)
33	Monica Gibbs	G	5-8	So.	Stillwater, Okla. (Stillwater)
34	Tia Bogan	F	6-1	Jr.	Livingston, Texas (Livingston)

2006-07 Results

Date	Opponent	Result
(14-16, 9-7 Southland Conference)		
Nov. 10	at Texas Tech	L, 58-66
12	at SMU	L, 49-78
17	at UTEP	L, 47-80
19	at New Mexico State	L, 63-69
24	EASTERN WASHINGTON ¹	W, 77-67
25	TULSA ¹	L, 57-61
Dec. 2	at Arkansas-Little Rock	L, 48-65
8	CAL. ST. BAKERSFIELD	L, 66-77
20	vs. Purdue ²	L, 50-75
21	at UNLV ²	W, 70-62
29	MEMPHIS ³	W, 85-73
30	KENT STATE ³	W, 69-62
Jan. 6	at Lamar [*]	L, 46-60
11	CENTRAL ARKANSAS [*]	W, 66-59
13	NORTHWESTERN STATE [*]	W, 55-38
20	TEXAS STATE [*]	L, 64-76
23	at Texas-Arlington [*]	L, 38-67
27	at Texas A&M-Corpus Christi	L, 69-71
Feb. 1	SAM HOUSTON STATE [*]	W, 75-60
3	at Stephen F. Austin [*]	W, 61-55
8	at Southeastern Louisiana ⁴	OT L, 64-73
10	at Nicholls State [*]	W, 66-60
15	TEXAS-ARLINGTON [*]	L, 52-68
17	at Texas State [*]	L, 60-63
22	MCNEESE STATE [*]	W, 87-46
24	TEXAS A&M-CORPUS CHRISTI [*]	W, 61-43
Mar. 1	at Sam Houston [*]	W, 65-48
3	STEPHEN F. AUSTIN [*]	W, 59-44
7	vs. Southeastern Louisiana ⁴	W, 67-52
9	vs. Texas-Arlington ⁴	L, 52-70

*Southland Conference game
1 - UTSA Thanksgiving Classic, San Antonio, Texas
2 - Duel in the Desert, Las Vegas, Nev.
3 - Wells Fargo New Year's Classic, San Antonio, Texas
4 - Southland Conference Championship

2007-08 Schedule

Date	Opponent	Time
Nov. 9	HUSTON-TILLOTSON	6 p.m.
11	BELMONT	2 p.m.
18	WICHITA STATE	7 p.m.
24	NEW ORLEANS ¹	7 p.m.
25	GEORGIA SOUTHERN ¹	4 p.m.
29	at Missouri State	7:05 p.m.
1	at Tulsa	1 p.m.
Dec. 14	at Florida International	7 p.m.
20	vs. Virginia Tech ²	8 p.m.
21	vs. Tulane/Robert Morris ²	5/7 p.m.
29	MIAMI (Ohio) ³	4 p.m.
30	WEBER STATE ³	4 p.m.
Jan. 2	SMU	7 p.m.
12	LAMAR [*]	2 p.m.
17	at Central Arkansas [*]	7 p.m.
19	at Northwestern State [*]	2 p.m.
24	TEXAS-ARLINGTON [*]	7 p.m.
26	at Texas State [*]	2 p.m.
Feb. 2	TEXAS A&M-CORPUS CHRISTI [*]	2 p.m.
7	at Sam Houston State [*]	7 p.m.
9	STEPHEN F. AUSTIN [*]	2 p.m.
14	SOUTHEASTERN LOUISIANA [*]	7 p.m.
16	NICHOLLS STATE [*]	2 p.m.
21	at Texas-Arlington [*]	7 p.m.
23	TEXAS STATE [*]	2 p.m.
28	at McNeese State [*]	7 p.m.
Mar. 1	at Texas A&M-Corpus Christi [*]	7 p.m.
6	SAM HOUSTON STATE [*]	7 p.m.
8	at Stephen F. Austin [*]	6 p.m.
12-15	Southland Conference Tourn.	TBA

*Southland Conference game
1 - UTSA Thanksgiving Classic, San Antonio, Texas
2 - Tulane Doubletree Classic, New Orleans, La.
3 - Wells Fargo New Year's Classic, San Antonio, Texas

Robert Morris



Sal Buscaglia
Head Coach

December 21, 2007
Tulane Doubletree Classic
Fogelman Arena
New Orleans, La.



Chinata Nesbit

Colonials' Quick Facts

Location: Moon Township, PA
Founded: 1921
Enrollment: 5,000
Conference: Northeast
Nickname: Colonials
Colors: Blue and White with Red
Arena: Charles L. Sewall Center (3,056)
President: Gregory G. Dell'Orto, Ph.D.
Athletics Director: Craig Coleman M.D.
2006-07 Record: 24-8
2006-07 Conf. Record/Finish: 15-3/T-1st
2006-07 Postseason: NEC Champions
Record vs. Virginia Tech: First meeting

SID: Jim Duzyk
WBB Contact: Ken Baker
SID Office Phone: (412) 262-8587
E-Mail: baker@rmu.edu
Press Row: (412) 262-8613
Mailing Address: Joe Walton Stadium
6001 University Blvd.
Moon Township, PA 15108-1189
Head Coach: Sal Buscaglia (Canisius '76)
Record at Robert Morris (years): 77-51 (5)
Career Record: 554-242 (30)
Assistants: Charlie Buscaglia (Manhattan '03),
Millette Green (UMBC '03)

2007-08 Roster

No.	Name	Yr.	Ht.	Pos.	Hometown/Previous School
1	Chinata Nesbit	Fr.	6-2	F	Washington D.C. / Chipola J.C.
2	Tiffany McMillion	Fr.	6-3	C	Baltimore, Md. / Catonsville
3	Sade Logan	Fr.	6-0	G	Knoxville, Tenn. / South Doyle
4	Angela Pace	Jr.	5-10	G	Westchester, N.Y. / Woodlands (Monroe)
11	Destiny Harrison	Fr.	5-8	G	Niagara Falls, N.Y. / Niagara Falls
12	Shakeena Cunningham	Fr.	5-7	G	Buffalo, N.Y. / McKinley
14	Amy Johns	So.	5-10	G	McKeesport, Pa. / McKeesport
20	Grace Williams	Jr.	6-1	F	Baxley, Ga. / Appling County (Frank Phillips J.C.)
21	Kendra Williams	Sr.	5-7	G	Bronx, N.Y. / Mount Saint Ursula
22	Brittany Dukes	Jr.	5-6	G	Baton Rouge, La. / Woodlawn (Southern Univ.-Shreveport)
23	Lauren Gray	Fr.	5-11	F	Cleveland, Ohio / Regina
25	Latavia Vails	Jr.	6-1	F	Odenton, Md. / Arundel (C.C. of Rhode Island)
29	Gwen Edwards	Jr.	6-0	F	Cleveland, Ohio / Cleveland Central (Barton County C.C.)
33	Psyche Butler	Sr.	5-10	G	Fort Worth, Texas / New Mexico J.C.
42	Joy Ike	Jr.	6-2	C	Warri, Nigeria / Howard

Tulane

December 21, 2007
Tulane Doubletree Classic
Fogelman Arena
New Orleans, La.



Lisa Stockton
Head Coach



Ashley Langford

Green Wave Quick Facts

Location: New Orleans, La.
Founded: 1834
Enrollment: 10,616
Conference: Conference USA
Nickname: Green Wave
Colors: Olive Green and Sky Blue
Arena: Fogelman Arena (3,600)
President: Dr. Scott Cowen
Athletics Director: Rick Dickson
2006-07 Record: 26-7
2006-07 Conf. Record/Finish: 13-3/1st
2006-07 Postseason: Conference USA Champions

Record vs. Virginia Tech: 8-9
SID: Kevin Wilkinson
WBB Contact: Kevin Wilkinson
SID Office Phone: (504) 865-7271
E-Mail: kwilkin.tulane.edu
Press Row: (504) 862-8122
Head Coach: Lisa Stockton (Wake Forest '86)
Record at Tulane (years): 266-127 (13)
Career Record: 329-154 (16)
Assistants: Shanna Cook (New Orleans '96),
Alan Frey (New Orleans '88), Michele Savage
(Northeastern '93)

2007-08 Roster

No.	Name	Pos.	Ht.	Yr.	Hometown/Previous School
00	Kendra Barnes	F	6-2	Jr.	Sapulpa, Okla. (Sapulpa)
2	Ashley Langford	G	5-5	Jr.	Harrisburg, Pa. (Harrisburg)
3	Nikki Luckhurst	G	5-8	Sr.	Duluth, Ga. (Wesleyan)
5	Tia Jackson	G	5-9	So.	Houston, Texas (Crosby)
11	Roshaunda Barnes	G	5-5	Fr.	Baton Rouge, La. (Southern Univ. Laboratory)
13	Caitlin Cleveland	G	5-9	Fr.	Kenner, La. (Mt. Carmel)
14	Megan Valicevic	G/F	5-11	Jr.	The Woodlands, Texas (The Woodlands)
23	Tiffany Aidoo	G	5-9	Fr.	Slidell, La. (Northshore)
24	Sasha Staidum	G	5-7	Jr.	Houma, La. (Ellender)
32	Chassity Brown	G	5-7	So.	Shreveport, La. (Loyola Prep)
33	Jennifer Sands	F	6-0	Sr.	Dallas, Texas (Lincoln)
35	Brittany Lindsey	F	6-1	r-Fr.	Atlanta, Ga. (Woodward Academy)
45	Dominique Philpots	F	6-3	Sr.	Riverdale, Ga. (Riverdale)
50	Kiara Slaton	F/C	6-3	Fr.	Ocean Springs, Miss. (Rockwall [Texas])
55	Alendra Brown	F/C	6-3	Sr.	New Orleans, La. (McMain)

Furman

December 29, 2006
Virginia Tech Classic
Cassell Coliseum
Blacksburg, Va.



Sam Dixon
Head Coach



Chrissy Phelps

Lady Paladins' Quick Facts

Location: Greenville, S.C.
Founded: 1826
Enrollment: 2,600
Conference: Southern
Nickname: Lady Paladins
Colors: Purple and White
Arena: Timmons Arena (5,000)
President: Dr. David Shi
Athletics Director: Dr. Gary Clark
2006-07 Record: 11-20
2006-07 Conf. Record/Finish: 5-13/9th
2006-07 Postseason: N/A
Record vs. Virginia Tech: 0-2

SID: Hunter Reid
WBB Contact: Kim Tonkin
SID Office Phone: (864) 294-3062
E-Mail: kim.tonkin@furman.edu
Address: 3300 Poinsett Highway
Greenville, S.C. 29613
Fax: (864) 294-3061
Press Row: (864) 294-3620
Web Site: www.furmanpaladins.com
Head Coach: Sam Dixon
Record at Furman (years): 73-74 (6)
Career Record: same
Assistants: Brooke Carrigan-Jackson
(Colorado Christian, '01), Jonathan Barbaree
(Georgia College and State Univ., '98),
Lauren Allen (Clemson, '06)

2007-08 Roster

No.	Name	Pos.	Ht.	Yr.	Hometown/Previous School
1	Kelly O'Connor	G	5-8	Fr.	Alpharetta, Ga./Milton
3	Chrissy Phelps	G	5-7	Sr.	Damascus, Md./Damascus
11	Lee Stephens	G	5-8	So.	Cincinnati, Ohio/Mount Notre Dame
12	Melissa Liebschwager	G	5-11	Jr.	Memphis, Tenn./Briarcrest Christian
20	Sarah Baker	G	6-0	Jr.	Nashville, Tenn./Harpeth Hall
21	Kali Holtfreter	G	5-11	So.	Hendersonville, Tenn./Hendersonville
23	Kendra Berry	G	5-8	Fr.	Albany, Ga./Westover
24	Susan Troutman	C	6-5	So.	Greenville, S.C./Christ Church Episcopal
25	Meredith Lanham	G	5-6	Fr.	Miami, Fla./North Mecklenburg
31	Adrienne Gilmore	G	5-8	Sr.	Irmo, S.C./Dutch Fork
33	Courtney Opie	F	6-0	Jr.	Powder Springs, Ga./McEachern
44	Katie Johnson	C	6-4	Jr.	Dallas, Texas/Canyon Creek Christian
54	Katie Agin	C	6-2	Jr.	Duluth, Ga./Greater Atlanta Christian
55	Mollie Petersen	F	6-4	So.	Swannanoa, N.C./Asheville School

2006-07 Results

Date	Opponent	Result
Nov. 15	Francis Marion	W, 57-33
19	at Louisville	L, 44-89
21	Jacksonville State	W, 72-67
24	at Duquesne	W, 53-51
25	at UNC Wilmington	L, 43-50
29	at Clemson	L, 62-67
Dec. 2	Coastal Carolina	W, 60-55
5	at American	L, 57-78
15	Davidson*	L, 55-75
18	Columbia College*	W, 34-91
21	at Texas Tech	L, 44-63
28	Eastern Michigan	L, 62-64
30	at Georgia Southern*	L, 59-71
Jan. 2	Appalachian State*	L, 62-72
6	at UNC Greensboro*	L, 53-67
8	College of Charleston*	L, 49-52
13	Wofford*	W, 48-40
15	at Chattanooga*	L, 40-61
20	Western Carolina*	L, 47-58
22	at Elon*	L, 50-56
27	Georgia Southern*	W, 75-63
29	at Appalachian State*	L, 60-69
Feb. 3	UNC Greensboro*	L, 58-65
5	at College of Charleston*	W, 55-53
10	at Wofford*	W, 51-47
12	Chattanooga*	L, 48-64
17	at Western Carolina*	L, 48-72
19	Elon*	W, 54-59
25	Davidson*	L, 66-71
27	vs. College of Charleston ¹	W, 59-54
28	vs. Western Carolina ¹	L, 56-79

*SoCon game
1 - SoCon Championship, Charleston, S.C.

2007-08 Schedule

Date	Opponent	Time
Nov. 11	at Vanderbilt	TBA
14	TUSCULUM	7 p.m.
17	at Jacksonville State	8:30 p.m.
20	at UNC Asheville	7 p.m.
25	at North Carolina	2 p.m.
30	RICE	7 p.m.
Dec. 5	CLEMSON	7 p.m.
15	ELON*	3 p.m.
17	at Chattanooga*	7 p.m.
20	at Stetson	7 p.m.
29	at Virginia Tech ¹	3:30 p.m.
30	vs. Georgetown/East Carolina ¹	1/3:30 p.m.
Jan. 2	UNC GREENSBORO*	7 p.m.
5	at Wofford*	6 p.m.
8	CHARLESTON SOUTHERN	7 p.m.
12	at College of Charleston*	2 p.m.
14	at Georgia Southern*	7 p.m.
19	CHATTANOOGA*	TBA
21	WESTERN CAROLINA*	7 p.m.
26	at Appalachian State*	2 p.m.
29	at Davidson*	7 p.m.
Feb. 2	WOFFORD*	3 p.m.
9	COLLEGE OF CHARLESTON*	3 p.m.
11	GEORGIA SOUTHERN*	7 p.m.
13	APPALACHIAN STATE*	7 p.m.
18	at Western Carolina*	7 p.m.
25	DAVIDSON*	7 p.m.
28	at Elon*	TBA
Mar. 1	at UNC Greensboro*	3 p.m.
6-10	SoCon Championship	TBA

*SoCon game
1 - Virginia Tech Classic, Blacksburg, Va.

East Carolina



Shanon Baldwin-Tener
Head Coach

December 30, 2007
Virginia Tech Classic
Cassell Coliseum
Blacksburg, Va.



Jasmine Young

Pirates' Quick Facts

Location: Greenville, N.C.
Founded: 1907
Enrollment: 24,351
Conference: Conference USA
Nickname: Pirates
Colors: Purple and Gold
Arena: Minges Coliseum (8,000)
Chancellor: Dr. Steve Ballard
Athletics Director: Terry Holland
2006-07 Record: 19-14
2006-07 Conf. Record/Finish: 11-5/3rd
2006-07 Postseason: NA
Record vs. Virginia Tech: 2-3

SID: Tom McClellan
WBB Contact: Amy Howard
SID Office Phone: (252) 737-4586
E-Mail: howarda@ecu.edu
Address: 320 Ward Sports Medicine Building
Greenville, S.C. 27858
Fax: (252) 737-4528
Press Row: (252) 328-0135
Web Site: www.ecupirates.com
Head Coach: Sharon Baldwin-Tener (Georgia, '86)
Record at East Carolina (years): 72-74 (5)
Career Record: 141-101 (9)
Assistants: Chrissy Roberts (E. Kentucky, '98), Melissa Kolbe (Wittenberg, '99), Tali Robich (East Carolina, '03)

2007-08 Roster

No.	Name	Pos.	Ht.	Yr.	Hometown/Previous School
1	Kim Gay	F	6-2	Fr.	Eastman, Ga./Dodge County
2	Allison Spivey	G	5-10	Fr.	Asheboro, N.C./High Point Central
3	Jasmine Young	G	5-5	Jr.	Richmond, Va./Monacan
5	Lauren Cochran	F/C	6-5	So.	Dunn, N.C./Midway
11	Shana Franks	G	5-9	So.	Wilmington, N.C./Hoggard
14	Impris Manning	G	5-9	Jr.	Thomasville, N.C./Thomasville
25	LaCoya Terry	G	5-10	Jr.	Hephzibah, Ga./Hephzibah
41	Nicole Days	F	6-0	Sr.	Burgaw, N.C./Pender County
44	Tiahana Bowns	F	6-0	Fr.	Raleigh, N.C./Southeast Raleigh
45	Gabriela Husarova	G	6-1	Jr.	Poprad, Slovakia/Grammer School Dominika Tatarka
50	Shuanda Ashford	F	6-1	Fr.	Fayetteville, N.C./E.E. Smith

2006-07 Results

Date	Opponent	Result
Nov. 12	at James Madison	L, 66-82
17	vs. Harvard ¹	W, 80-71
18	at Vermont ¹	L, 43-57
21	at Old Dominion	L, 66-77
24	at Virginia Commonwealth	L, 73-78
28	Florida A&M	W, 78-41
Dec. 2	North Dakota State ²	OT W, 73-70
3	Florida State ²	L, 44-62
6	UNC Wilmington	W, 57-52
10	at NC State	L, 38-64
19	vs. Pittsburgh ³	L, 53-70
20	vs. Detroit ³	L, 57-62
29	Long Island	W, 8-73
Jan. 2	Marshall ⁴	W, 73-51
5	Southern Miss ⁴	L, 59-65
7	Central Florida	W, 62-46
10	at Houston ⁴	L, 77-82
14	Rice ⁴	W, 74-60
18	at UAB ⁴	L, 52-59
20	at Memphis ⁴	W, 69-57
28	at Marshall ⁴	L, 59-69
Feb. 1	UAB ⁴	OT L, 69-73
3	Memphis ⁴	W, 79-57
9	at SMU ⁴	W, 70-58
11	at Tulsa ⁴	W, 62-61
15	UTEP ⁴	W, 66-64
17	Tulane ⁴	W, 76-68
22	at Southern Miss ⁴	W, 68-52
24	at Central Florida ⁴	W, 76-57
Mar. 2	vs. SMU ⁴	W, 76-62
3	vs. UAB ⁴	L, 85-81
4	vs. Rice ⁴	W, 79-70
18	vs. Rutgers ⁵	L, 34-77

*C-USA game
1 - CPW's/Atavola's Lady Pirate Inv., Greenville, N.C.
2 - UNCg Invitational, Greensboro, N.C.
3 - Hyatt Regency Atlanta Inv., Atlanta, Ga.
4 - C-USA Championship, Dallas, Texas
5 - NCAA First Round

2007-08 Schedule

Date	Opponent	Time
Nov. 11	PRESBYTERIAN	2 p.m.
13	OLD DOMINION	7 p.m.
16	at Long Island	7 p.m.
19	HIGH POINT	7 p.m.
23	WINTHROP ¹	7 p.m.
24	UMASS/JACKSONVILLE ¹	7 p.m.
28	at Appalachian State	7 p.m.
Dec. 1	VIRGINIA COMMONWEALTH	2 p.m.
9	NC STATE	2 p.m.
18	at Presbyterian	7 p.m.
20	at UNC Wilmington	Noon
29	vs. Georgetown ²	1 p.m.
30	vs. Virginia Tech/Furman ²	1/3:30 p.m.
Jan. 5	at Marshall ⁴	2 p.m.
10	at UAB ⁴	8 p.m.
12	at Memphis ⁴	3 p.m.
18	SMU ⁴	7 p.m.
20	TULSA ⁴	2 p.m.
27	MARSHALL ⁴	2 p.m.
31	at Southern Miss ⁴	8 p.m.
Feb. 2	at Central Florida ⁴	2 p.m.
7	TULANE ⁴	7 p.m.
10	at UTEP ⁴	5 p.m.
15	SOUTHERN MISS ⁴	7 p.m.
27	CENTRAL FLORIDA ⁴	7 p.m.
21	UAB ⁴	7 p.m.
23	MEMPHIS ⁴	2 p.m.
28	at Houston ⁴	8 p.m.
Mar. 1	at Rice ⁴	3 p.m.
6-9	C-USA Championships	TBA

*C-USA game
1 - Lady Pirate Invitational, Greenville, N.C.
2 - Virginia Tech Classic, Blacksburg, Va.

Georgetown



Terri Williams-Flournoy
Head Coach

December 30, 2007
Virginia Tech Classic
Cassell Coliseum
Blacksburg, Va.



Kieraah Marlow

Hoyas' Quick Facts

Location: Washington, D.C.
Founded: 1789
Enrollment: 14,148
Conference: Big East
Nickname: Hoyas
Colors: Blue and Gray
Arena: McDonough Arena (2, 400)
President: John J. DeGioia
Athletics Director: Bernard Muir
2006-07 Record: 13-16
2006-07 Conf. Record/Finish: 3-13 (13th)
2006-07 Postseason: NA
Record vs. Virginia Tech: 2-3

SID: Mike "Mex" Carey
WBB Contact: Benjamin Shove
SID Office Phone: (202) 687-7155
E-Mail: bjs45@georgetown.edu
Address: Georgetown University
McDonough Arena/Sports Information Office
3700 O St. NW
Washington, D.C. 20057
Fax: (202) 687- 2491
Press Row: (202)
Web Site: www.guhoyas.com
Head Coach: Terri Williams-Flournoy (Penn St., '91)
Record at Georgetown (years): 35-49 (3)
Career Record (years): Same
Assistants: Niki Reid Geckeler (Georgetown, '93), Cory McNeill (Morgan State, '02) Keith Brown (South Carolina State, '88)

2007-08 Roster

No.	Name	Pos.	Ht.	Yr.	Hometown/Previous School
1	Beata Widding	G	5-8	Jr.	Malmö, Sweden/Langhaugen Vidergaende (Panola JC)
2	Kristin Heidloff	G	5-5	Sr.	Chicago, Ill./Fenwick
3	Katreese Lockett	G	5-6	Fr.	Flagstaff, Ariz./Sinagua
4	Karee Houlette	G	5-11	Jr.	Houston, Texas/Cypress Springs (Panola JC)
10	Meredith Cox	G	5-11	So.	Hanover, Pa./Delone Catholic
11	Brina Pollack	G	5-8	R-Jr.	Marlboro, N.J./Marlboro (Purdue Univ.)
15	Monica McNutt	G/F	6-0	Fr.	Suitland, Md./Acad. of the Holy Cross
22	Kenya Kirkland	G	5-8	So.	Brooklyn, N.Y./Grand Street Campus
23	Shanice Fuller	G	5-8	So.	Chesapeake, Va./Indian River
30	Jaleesa Butler	F	6-0	So.	St. Louis, Mo./Alton (Ill.)
45	Krystle Hattton	C	6-2	R-Jr.	St. Louis, Mo./Hazelwood East (St. Louis Univ.)
44	Kieraah Marlow	F	5-10	Sr.	Coatesville, Pa./Coatesville
54	Aminata Diop	C	6-5	Sr.	Saint-Louis, Senegal/Ameth Fall (Southeastern Illinois JC)

2006-07 Results

Date	Opponent	Result
Nov. 11	Towson	L, 57-65
17	at Hawaii ¹	L, 58-69
18	vs Eastern Kentucky ¹	W, 79-77
22	Fordham	W, 82-52
24	at East Tennessee State	W, 53-52
25	at Appalachian State	W OT, 81-74
29	at Mount St. Mary's	W, 59-50
Dec. 2	at American	W, 65-56
4	at U.S. Naval Academy	W, 51-34
7	Connecticut ⁴	L, 26-84
9	Florida Atlantic	W, 69-40
17	Penn State	L, 44-52
20	Savannah State	W, 77-50
30	Utah	W, 55-77
Jan. 3	at Cincinnati ⁴	L, 55-77
6	at St. John's ⁴	W, 53-45
9	Louisville ⁴	L, 54-57
16	at Rutgers ⁴	L, 41-71
20	at DePaul ⁴	L, 62-69
23	Cincinnati ⁴	L, 62-80
27	West Virginia ⁴	L, 47-69
30	at South Florida ⁴	L, 51-79
Feb. 3	Villanova ⁴	W, 54-51
6	at Seton Hall ⁴	L, 67-71
10	Marquette ⁴	L, 52-67
17	Syracuse ⁴	L, 58-65
21	at Notre Dame ⁴	L, 48-73
24	at Providence ⁴	W, 73-66
26	Pittsburgh ⁴	L, 58-68

*Big East game
1 - Waikiki Beach Marriott Classic in Honolulu, Hawaii

2007-08 Schedule

Date	Opponent	Time
Nov. 9	at Hampton University	7p.m.
13	at Gardner-Webb	7p.m.
16	AMERICAN	7p.m.
20	NAVY	7p.m.
29	at Towson	7p.m.
Dec. 6	at Fordham	7p.m.
9	at Penn State	TBA
16	VIRGINIA COMMONWEALTH	1p.m.
20	vs. LOYOLA MARYMOUNT	7p.m.
22	vs. EAST TENNESSEE	1p.m.
29	vs. EAST CAROLINA ¹	1 p.m.
30	Furman / Virginia Tech ¹	1/3:30 p.m.
Jan. 4	BROWN	7p.m.
8	at Cincinnati ⁴	7p.m.
12	at Villanova ⁴	TBA
15	RUTGERS ⁴	7p.m.
19	NOTRE DAME ⁴	3p.m.
22	SETON HALL ⁴	7p.m.
26	at West Virginia ⁴	TBA
29	at Marquette ⁴	TBA
Feb. 2	SYRACUSE ⁴	3p.m.
6	ST. JOHN'S ⁴	7p.m.
12	at Connecticut ⁴	TBA
17	at Louisville ⁴	TBA
20	DEPAUL ⁴	7p.m.
23	SOUTH FLORIDA ⁴	3p.m.
26	at Syracuse ⁴	TBA
Mar. 1	PROVIDENCE ⁴	3p.m.
3	at Pittsburgh ⁴	TBA

*Big East game
1 - Virginia Tech Classic, Blacksburg, Va.

Boston College



Cathy Inglese
Head Coach

January 3, 2008
Cassell Coliseum
Blacksburg, Va.



Corey Rusin

Eagles' Quick Facts

Location: Chestnut Hill, Mass.
Founded: 1863
Enrollment: 14,500
Conference: Atlantic Coast
Nickname: Eagles
Colors: Maroon and Gold
Arena: Silvio O. Conte Forum (8,606)
President: Rev. William P. Leahy, S.J.
Athletics Director: Gene DeFilippo
2006-07 Record: 13-16
2006-07 Conf. Record/Finish: 3-11/10th
2006-07 Postseason: NCAA Sweet 16
Record vs. Virginia Tech: 2-8

SID: Chris Cameron
WBB Contact: Stephanie Tunnera
SID Office Phone: (617) 552-0524
E-Mail: tunnera@bc.edu
Address: 321 Cone Forum
Chestnut Hill, MA 02467
Fax: (617) 552-4903
Press Row: (617) 552-8989
Web Site: www.bceagles.com
Head Coach: Cathy Inglese (So. Conn. St. '80)
Record at Boston College (years): 239-151 (13)
Career Record (years): 359-225 (20)
Assistants: Yvonne Hawkins (Ashland '83),
Erik Johnson (UC-San Diego '94), Nancy
Darsch (Springfield '73)

2007-08 Roster

No.	Name	Pos.	Ht.	Yr.	Hometown/Previous School
1	Ayla Brown	So.	G	6-0	Noble & Greenough/Wrentham, MA
5	Victoria Jones	Sr.	G	5-4	Baylor University/San Marcos, TX
11	Jaclyn Thoman	Fr.	G	5-9	Highlands Ranch/Highlands Ranch, CO
12	LaShaunda Pratt	Fr.	G	5-7	Carver/Winston-Salem, NC
20	Kaydia Kentish	Sr.	F	6-3	Tallahassee Community College/Kingston, Jamaica
21	Corey Rusin	Jr.	G	5-9	Twin Valley/Wilmington, VT
22	Brittany Johnson	Jr.	G	5-8	Fenwick/Chicago, IL
25	Lauren Whitehurst	Fr.	F	6-2	Indian River/Chesapeake, VA
30	Carolyn Swords	Fr.	C	6-6	Lincoln-Sudbury/Sudbury, MA
32	Stefanie Murphy	Fr.	F	6-4	Londonderry/Londonderry, NH
33	Mickel Picco	So.	G	5-8	James Bowie/Austin, TX
34	Veronica Wilson	Fr.	F	6-1	Pinkerington Central/Pinkerington, OH
44	Rebecca Miles	Sr.	F	6-1	New Mexico Jr. College/Queensland, Australia

2006-07 Results

Date	Opponent	Result
Nov. 12	Sacred Heart	W, 68-46
14	Delaware	W, 68-61
17	NC Central	W, 87-44
21	at Ohio State	2OT L, 72-80
24	vs. Central Connecticut ¹	W, 67-57
27	vs. Vermont ¹	L, 48-56
28	Fairfield	W, 64-58
Dec. 1	at Holy Cross	W, 53-36
5	New Hampshire	W, 50-31
8	at St. Joseph's	L, 54-58
17	Maine	W, 63-34
21	Colgate	W, 81-55
28	Harvard	L, 58-68
31	Massachusetts	W, 70-64
Jan. 4	Florida State*	L, 53-72
11	NC State*	L, 40-58
14	at Virginia*	OT L, 63-65
18	at Miami*	L, 68-83
21	Clemson*	W, 69-64
25	at Georgia Tech*	L, 49-60
28	at NC State*	L, 46-64
Feb. 1	North Carolina*	L, 60-82
4	at Maryland*	L, 39-71
11	Miami*	W, 78-65
15	at Duke*	L, 52-73
18	at Wake Forest*	W, 56-42
23	Virginia Tech*	L, 52-67
25	Maryland*	L, 60-76
Mar. 1	vs Virginia Tech ²	OT L, 54-60

*ACC game
1 - URI Invitational, Kingston, RI
2 - ACC Tournament, Greensboro, N.C.

2007-08 Schedule

Date	Opponent	Time
Nov. 9	WRIGHT STATE	1 p.m.
14	at Massachusetts	6 p.m.
20	at Delaware	7 p.m.
24	at Notre Dame	Noon
27	NEW HAMPSHIRE	7 p.m.
30	vs. Wagner ¹	7 p.m.
Dec. 1	vs. Northwestern/C. Mich. ¹	3/5 p.m.
5	HOLY CROSS	7 p.m.
8	RHODE ISLAND	2 p.m.
11	at Fairfield	7:30 p.m.
16	LASALLE	2 p.m.
22	MAINE	Noon
28	COLGATE	2 p.m.
31	NORTHEASTERN	2 p.m.
Jan. 3	at Virginia Tech*	5:30 p.m.
6	NC STATE*	1 p.m.
10	MARYLAND*	7 p.m.
13	YALE	2 p.m.
17	at North Carolina*	7 p.m.
20	WAKE FOREST*	2 p.m.
28	at Clemson*	7 p.m.
Feb. 3	MIAMI*	2 p.m.
7	DUKE*	7 p.m.
10	at NC State*	4:30 p.m.
14	at Maryland*	7 p.m.
18	GEORGIA TECH*	7 p.m.
21	at Florida State*	7 p.m.
28	VIRGINIA*	7 p.m.
Mar. 2	at Miami*	2 p.m.
6-9	31st ACC Championship	TBA

*ACC game
1 - URI Invitational at Kingston, RI

Florida State



Sue Semrau
Head Coach

January 6, 2008
Tucker Center
Tallahassee, Fla.



Britany Miller

Seminoles' Quick Facts

Location: Tallahassee Fla.
Founded: 1851
Enrollment: 38,553
Conference: Atlantic Coast
Symbol: Seminoles
Colors: Garnet and Gold
Arena: Tucker Center (12,100)
President: Dr. T.K. Wetherell
Athletics Director: Dave Hart, Jr.
2006-07 Record: 24-10
2006-07 Conf. Record/Finish: 10-4/4th
2006-07 Postseason: NCAA Sweet 16
Record vs. Virginia Tech: 14-9

SID: Tina Thomas
WBB Contact: Michael Smoose
SID Office Phone: (850) 644-1403
E-Mail: msmoose@fsu.edu
Address: P.O. Box 2195
Tallahassee, FL 32316
Fax: (850) 644-3820
Press Row: (850) 224-8790
Web Site: www.seminoles.com
Head Coach: Sue Semrau (California-San Diego '85)
Record at Florida State (years): 160-138 (10)
Career Record: same
Assistants: Cori Close (UC-Santa Barbara '93),
Angie Johnson (Louisville '91), Lance White
(Texas Tech '96)

2007-08 Roster

No.	Name	Ht.	Pos.	Yr.	Hometown/Previous School
1	Angel Gray	5-9	G	So.	Stone Mountain, Ga./Stone Mountain
2	Alysha Harvin	5-10	G	So.	Dania, Fla./South Broward
4	Cayla Moore	6-2	F	So.	Albany, Ga./Westover
5	Christian Hunnicutt	5-10	G	Fr.	Jonesboro, Ga./Landmark Christian
10	Mara Freshour	6-1	G	Jr.	Nashville, Ind./Brown County
12	Courtney Ward	5-7	G	Fr.	Montgomery, Ala./Jefferson Davis
15	Antionette Howard	5-11	G/F	Fr.	Snellville, Ga./South Gwinnett
20	Tanae Davis-Cain	5-11	G	Jr.	Dawson, Ga./Terrell County
22	Shante Williams	5-7	G	Sr.	Jacksonville, Fla./Ribault
33	Britany Miller	6-4	C	Jr.	Tallahassee, Fla./Haralson County
50	Jacinta Monroe	6-4	F/C	So.	Ft. Lauderdale, Fla./Stranahan

2006-07 Results

Date	Opponent	Result
Nov. 12	UAB	W, 93-77
14	at Fordham	W, 84-34
17	at S.E. Missouri State	W, 64-50
19	Oakland	W, 74-69
24	Florida	W, 88-66
27	Tulsa	W, 60-43
30	at Mississippi State	OT L, 60-65
Dec. 2	vs. Fairfield ¹	W, 69-54
3	at East Carolina ¹	W, 62-44
6	Stetson	W, 70-44
9	at Central Florida	W, 75-66
17	at Washington	L, 65-84
20	at San Francisco	L, 64-67
Jan. 2	High Point	W, 67-39
4	at Boston College	W, 72-53
7	Miami	W, 71-62
15	at Virginia Tech*	W, 70-60
18	at Clemson*	W, 61-60
21	vs. Georgia ²	L, 65-70
25	DUKE*	L, 60-73
28	Virginia*	W, 63-47
Feb. 1	at Miami*	W, 75-68
5	at NC State*	L, 51-68
9	Georgia Tech*	W, 63-52
12	North Carolina*	L, 59-80
15	Maryland*	L, 60-74
18	at Virginia*	W, 79-77
22	Clemson*	W, 73-61
25	at Wake Forest*	W, 74-57
Mar. 1	Wake Forest vs. ³	W, 70-53
2	vs. NC State ³	L, 49-76
17	vs. Old Dominion ⁴	W, 85-75
19	vs. Stanford ⁴	W, 68-61
24	vs. LSU ⁵	L, 43-55

*ACC game
1 - Lady Pirates Invitational, Greenville, N.C.
2 - Russell Athletic Shootout, Duluth, Ga.
3 - ACC Tournament, Greensboro, N.C.
4 - NCAA First and Second Rounds, Stanford, Calif.
5 - NCAA Regional, Fresno, Calif.

2007-08 Schedule

Date	Opponent	Time
Nov. 9	at Florida Gulf Coast	7:30 p.m.
11	NORTH FLORIDA	2 p.m.
16	vs. DePaul ¹	8 p.m.
18	vs. Florida International ¹	7 p.m.
20	FORDHAM	4 p.m.
23	at Florida	5:30 p.m.
30	at Indiana ²	7 p.m.
Dec. 2	at Oakland	4 p.m.
6	at Texas A&M	7 p.m.
16	ALABAMA STATE	2 p.m.
20	at UAB	8 p.m.
27	SAMFORD	7 p.m.
29	vs. Georgia ³	7:30 p.m.
30	vs. Hofstra/FIU ³	5:30/7:30 p.m.
Jan. 2	LSU	7 p.m.
6	VIRGINIA TECH*	2 p.m.
11	at Duke*	7 p.m.
17	WAKE FOREST*	7 p.m.
20	at Clemson*	2 p.m.
24	at Miami*	7 p.m.
26	VIRGINIA*	7 p.m.
Feb. 3	at Georgia Tech*	4 p.m.
7	NC STATE*	7 p.m.
10	at Virginia*	2 p.m.
17	at North Carolina*	1 p.m.
21	BOSTON COLLEGE*	7 p.m.
24	at Maryland*	2 p.m.
28	MIAMI*	7 p.m.
Mar. 1	CLEMSON*	7 p.m.
6-9	31st ACC Championship	TBA

*ACC game
1 - DePaul Invitational, Chicago, Ill.
2 - Big Ten/ACC Challenge, Bloomington, Ind.
3 - Sun and Fun Classic, Miami, Fla.

North Carolina



Sylvia Hatchell
Head Coach

January 10, 2008
Cassell Coliseum
Blacksburg, Va.



Erlana Larkins



Tar Heels' Quick Facts

Location: Chapel Hill, N.C.
Founded: 1789
Enrollment: 27,700
Conference: Atlantic Coast
Nickname: Tar Heels
Colors: Carolina Blue and White
Arena: Carmichael Auditorium (8,010)
Chancellor: Dr. James Moeser
Athletics Director: Dick Baddour
2006-07 Record: 34-4
2006-07 Conf. Record/Finish: 11-3/2nd
2006-07 Postseason: NCAA, final four
Final ranking last year (poll): #2 (AP), #3 (USA Today/ESPN)
Record vs. Virginia Tech: 10-2

SID: Steve Kirschner
WBB Contact: Bobby Hundley
SID Office Phone: (919) 843-5678
E-Mail: bhundley@unca.unc.edu
Address: P.O. Box 2126, Chapel Hill, N.C. 27515
Fax: (919) 962-0612
Press Row: (919) 843-9509
Web Site: www.TarHeelBlue.com
Head Coach: Sylvia Hatchell (Carson-Newman '74)
Record at North Carolina (years): 479-192 (20)
Career Record: 751-271 (31 years)
Assistants: Andrew Calder (Coker '74), Tracy Williams-Johnson (UNC Pembroke '86), Charlotte Smith (UNC '95)

2007-08 Roster

No.	Name	Ht.	Pos.	Yr.	Hometown/Previous School
2	Erlana Larkins	6-1	F	Sr.	Riviera Beach, Fla. (The Benjamin School)
3	Trinity Bursey	5-10	F	So.	Sanford, N.C. (Western Harnett)
4	Laura Barry	5-8	G	Sr.	Cary, N.C. (Cary/UNC Wilmington)
5	Rebecca Gray	5-10	G	Fr.	Georgetown, Ky. (Scott County)
11	Alex Miller	5-6	G	Sr.	Durham, N.C. (Hillside)
14	Heather Claytor	5-8	G	Jr.	Grottoes, Va. (Fort Defiance)
15	Christina Dewitt	6-2	F	Jr.	Little River, S.C. (North Myrtle Beach)
19	Iman McFarland	6-3	F	Jr.	Temple Hills, Md. (Bishop McNamara)
22	Cetera DeGraffenreid	5-6	G	Fr.	Cullowhee, N.C. (Smoky Mountain)
24	Meghan Austin	5-7	G	Sr.	Lynchburg, Va. (E.C. Glass/Lafayette College)
30	LaToya Pringle	6-3	F/C	Sr.	Fayetteville, N.C. (Seventy-First)
32	Rashanda McCants	6-1	G/F	Jr.	Asheville, N.C. (Asheville)
34	Martina Wood	6-2	F/C	r-So.	Charlotte, N.C. (The Patterson School)
50	Italee Lucas	5-8	G	Fr.	Las Vegas, Nev. (Centennial)
51	Jessica Breland	6-3	F	So.	Kelford, N.C. (Bertie)

2006-07 Results

Date	Opponent	Result
Nov. 10	East Tennessee State	W, 96-35
12	Winston-Salem State	W, 83-32
17	Elon	W, 90-36
24	vs. Sacramento State ¹	W, 99-38
25	vs. Gonzaga ¹	W, 101-63
26	vs. Arkansas ¹	W, 94-69
30	UNC Greensboro	W, 103-48
Dec. 3	Tennessee	W, 70-57
6	Wofford	W, 95-36
10	Western Carolina	W, 87-58
16	South Carolina State	W, 92-42
18	at Coastal Carolina	W, 87-48
20	vs. St. John's ²	W, 87-43
28	Delaware State	W, 87-40
30	Tennessee Tech	W, 93-52
Jan. 2	at Georgia Tech*	W, 69-57
4	Virginia Tech*	W, 102-68
8	Virginia*	W, 96-62
11	at Clemson*	W, 100-65
15	Connecticut	W, 82-76
18	Georgia Tech*	W, 78-31
21	NC State*	W, 86-65
28	at Maryland*	W, 84-71
Feb. 1	at Boston College*	W, 80-59
8	Duke*	L, 53-64
12	at Florida State*	W, 80
16	at NC State*	L, 65-72
18	Miami*	W, 93-70
22	Wake Forest*	W, 96-47
25	at Duke*	L, 62-67
Mar. 2	vs. Virginia Tech ³	W, 90-60
3	vs. Maryland ³	W, 75-72
9	vs. NC State ³	W, 60-54
18	vs. Prairie View ⁴	W, 95-38
20	vs. Notre Dame ⁴	W, 60-51
25	vs. George Washington ⁵	W, 70-56
27	vs. Purdue ⁵	W, 84-72
Apr. 1	vs. Tennessee ⁶	L, 50-56

*ACC game
1 - Rainbow Wahine Classic, Honolulu, HI
2 - Myrtle Beach, S.C.
3 - ACC Tournament, Greensboro, N.C.
4 - NCAA First and Second Round, Pittsburgh, Pa.
5 - at NCAA Regional, Dallas, Texas
6 - at NCAA Final Four, Cleveland, Ohio

2007-08 Schedule

Date	Opponent	Time
Nov. 9	NC CENTRAL	8:30 p.m.
11	ARIZONA STATE ¹	2:30 p.m.
13	ELON	7 p.m.
16	COPPINS STATE	7 p.m.
18	SYRACUSE	2 p.m.
19	GEORGIA STATE	7 p.m.
25	FURMAN	2 p.m.
27	COLLEGE OF CHARLESTON	7 p.m.
29	PURDUE ²	7 p.m.
Dec. 2	at Tennessee	7 p.m.
9	WOFFORD	2 p.m.
17	at Coastal Carolina	7 p.m.
20	vs. Western Kentucky ³	7:30 p.m.
30	LIBERTY	2 p.m.
10	at Virginia Tech*	7 p.m.
13	at NC State*	1 p.m.
17	BOSTON COLLEGE*	7 p.m.
21	at Connecticut	7 p.m.
26	MARYLAND*	1 p.m.
31	at Wake Forest*	7 p.m.
Feb. 4	at Duke*	7 p.m.
7	CLEMSON*	7 p.m.
10	at Georgia Tech*	12:30 p.m.
15	at Virginia*	7 p.m.
17	FLORIDA STATE*	1 p.m.
21	at Miami*	7 p.m.
25	NC STATE*	7 p.m.
Mar. 2	DUKE*	5:30 p.m.
6-9	31st ACC Championship	TBA

*ACC game
1 - State Farm Tip-Off Classic, Chapel Hill, N.C.
2 - Big Ten/ACC Challenge, Chapel Hill, N.C.
3 - Myrtle Beach, S.C.

Virginia

January 13, 2008
John Paul Jones Arena
Charlottesville, Va.
February 17, 2008
Cassell Coliseum
Blacksburg, Va.



Debbie Ryan
Head Coach



Sharnee Zoll



Cavaliers' Quick Facts

Location: Charlottesville, Va.
Founded: 1819
Enrollment: 19,643
Conference: Atlantic Coast
Nickname: Cavaliers
Colors: Blue and Orange
Arena: John Paul Jones Arena (15,000)
President: Dr. John T. Casteen III
Athletics Director: Craig Littlepage
2006-07 Record: 19-15
2006-07 Conf. Record/Finish: 5-9/8th
2006-07 Postseason: WNIT, Quarter Finals
Record vs. Virginia Tech: 28-8

SID: Jim Davies
WBB Contact: TBA
SID Office Phone: (434) 982-5534
E-Mail: TBA
Address: P.O. Box 400853
Charlottesville, VA 22904
Fax: (434) 982-5525
Press Row: (434) 296-5910
Web Site: www.virginiasports.com
Head Coach: Debbie Ryan (Ursinus, '75)
Record at Virginia (years): 651-278 (30)
Career Record: Same
Assistants: Jeff House (Nazareth '87), Curtis Loyd (Southern Utah '94), Angel Elderkin (Southern Maine '99)

2007-08 Roster

No.	Name	Pos.	Ht.	Yr.	Hometown/Previous School
1	Lyndra Littles	F	6-1	Jr.	Washington, D.C./ Archbishop Carroll HS
3	Paulisha Kellum	G	5-9	So.	Upper Marlboro, Md./ Bishop McNamara HS
5	Sharnee Zoll	G	5-7	Sr.	Marlboro, N.J./ Highland HS
12	Britnee Millner	G	5-10	Jr.	Martinsville, Va./ Carlisle School
20	Kristen London	G	5-10	Jr.	Decatur, Ga./ Seminole State (Okla.) College
21	Tara McKnight	G	5-5	Sr.	Bluffton, S.C./ Hilton Head Prep
22	Monica Wright	G	5-11	So.	Woodbridge, Va./ Forest Park HS
30	Abby Robertson	F/C	6-3	Jr.	Springfield, Va./ Lake Braddock HS
32	Jayna Hartig	F	6-1	So.	Highlands Ranch, Colo./ Thunder Ridge HS
33	Aisha Mohammed	C	6-3	Jr.	Lagos, Nigeria / Central Arizona College
40	Enonge Stovall	G	5-11	So.	Philadelphia, Pa./ Archbishop Carroll
42	Kelly Hartig	F	6-4	Fr.	Highlands Ranch, Colo./ Thunder Ridge HS

2006-07 Results

Date	Opponent	Result
Nov. 10	at Rhode Island	W, 69-56
12	OLD DOMINION	W, 92-72
17	MARQUETTE	W, 84-76
20	LIBERTY	L, 71-75
24	vs. South Dakota State ¹	L, 55-62
25	vs. Central Florida ¹	W, 76-47
29	TEMPLE	W, 71-65
Dec. 2	SETON HALL	W, 85-65
5	at Marshall	W, 75-58
16	CLEVELAND STATE	W, 100-60
18	No. 6 CONNECTICUT	L, 60-96
28	MAINE ²	W, 86-66
29	UAB ²	W, 81-63
Jan. 3	at Richmond	L, 70-73
8	at No. 2 North Carolina*	L, 62-96
11	WAKE FOREST*	W, 77-70
14	BOSTON COLLEGE*	W OT, 65-63
19	at No. 3 Maryland*	L, 68-95
22	VIRGINIA TECH*	L, 58-60
25	at NC State*	L, 60-71
28	at Florida State*	L, 47-63
Feb. 2	No. 1 DUKE*	L, 61-76
4	MIAMI*	W, 73-60
6	NORTH FLORIDA	W, 90-57
11	No. 6 MARYLAND*	L, 74-83
15	at Virginia Tech*	W, 79-76
18	FLORIDA STATE*	L, 77-79
22	at Georgia Tech*	L, 49-73
25	at Clemson*	W, 86-85
Mar. 1	vs. Clemson ³	W, 89-82
2	vs. No. 1 Duke ³	L, 58-79
19	CHARLOTTE*	W, 74-72
22	SOUTH FLORIDA ⁴	W, 73-71
25	at Wisconsin ⁴	L, 78-84

*ACC game
1 - Junkanoo Jam at Freeport, Grand Bahamas
2 - Cavalier Classic at Charlottesville, Va.
3 - ACC Tournament, Greensboro, N.C.
4 - WNIT

2007-08 Schedule

Date	Opponent	Time
Nov. 10	LONGWOOD	7 p.m.
12	GEORGE WASHINGTON	7 p.m.
15	at South Carolina	7 p.m.
18	RICHMOND	2 p.m.
23	vs. Texas ¹	7:20 p.m.
24	vs. Kentucky/Minnesota ¹	7:10/9:20 p.m.
25	vs. TBA ¹	TBA
30	WISCONSIN ²	7 p.m.
Dec. 2	FAIRLEIGH DICKINSON	Noon
5	at Connecticut	TBA
20	DAVIDSON	7 p.m.
28	DELAWARE STATE ³	7 p.m.
29	MARSHALL/MISSOURI ³	4:30/7 p.m.
Jan. 2	at Rider	7 p.m.
6	at Wake Forest	2 p.m.
9	RHODE ISLAND	7 p.m.
13	VIRGINIA TECH	2 p.m.
18	MARYLAND	7 p.m.
21	at Miami	5 p.m.
24	at Florida State	7 p.m.
Feb. 1	NC STATE	7 p.m.
4	MOREHEAD STATE	7 p.m.
8	at Maryland	7 p.m.
10	NORTH CAROLINA	2 p.m.
15	NORTH CAROLINA	7 p.m.
17	at Virginia Tech	2 p.m.
21	CLEMSON	7 p.m.
24	at Duke	12:30 p.m.
28	at Boston College	7 p.m.
Mar. 2	GEORGIA TECH	2 p.m.
6-9	31st ACC Championship	TBA

1 - Hawaiian Airlines Rainbow Wahine Classic
2 - Big Ten/ACC Challenge, Charlottesville, Va.
3 - Marriott Cavalier Classic, Charlottesville, Va.

Clemson

January 17, 2008
Cassell Coliseum
Blacksburg, Va.



Cristy McKinney
Head Coach



D'Leshia Lloyd

Lady Tigers' Quick Facts

Location: Clemson, S.C.
Founded: 1889
Enrollment: 17,309
Conference: Atlantic Coast
Nickname: Lady Tigers
Colors: Northwest Purple and Burnt Orange
Arena: Littlejohn Coliseum (9,850)
President: James F. Baker
Athletics Director: Dr. Terry Don Phillips
2006-07 Record: 12-18
2006-07 Conf. Record/Finish: 4-10/9
2006-07 Postseason: NA
Record vs. Virginia Tech: 4-3

SID: Tim Bourret
WBB Contact: Christine Long
SID Office Phone: (864) 656-1920
E-Mail: longcc@clemson.edu
Address: P.O. Box 31, Jervey Athletic Center, 100
Perimeter Road, Clemson, S.C. 29633
Fax: (864) 656-0299
Press Row: (864) 654-3326
Web Site: www.clemson.tigers.com
Head Coach: Cristy McKinney (NC State '79)
Record at Clemson (years): 20-39 (2)
Career Record: 236-178 (14 years)
Assistants: Shanice Stephens (Oklahoma State '93), Saudia Roundtree (Georgia '96), Todd Steelman (John Brown '89)

2007-08 Roster

No.	Name	Pos.	Ht.	Yr.	Hometown/Previous School
3	Bryelle Smith	G	5-8	Fr.	Raleigh, NC/Cary Academy
4	Kirsty Brown	G	5-6	So.	Atlanta, GA/Holy Innocents' HS
10	Kirstyn Wright	G	5-11	Fr.	Stone Mountain, GA/Stephenson HS
11	Lele Hardy	G/F	5-10	So.	Spartanburg, SC/Spartanburg HS
12	Tasha Taylor	G	5-9	Sr.	Columbus, GA/Carver HS
21	April Parker	F/C	6-2	So.	Snellville, GA/Western Carolina
22	Sthefany Thomas	G	5-9	Fr.	Wesley Chapel, FL/Wesley Chapel HS
23	D'Leshia Lloyd	F	6-0	Sr.	Columbia, SC/Lower Richland HS
24	Jasmine Tate	F	6-1	Fr.	Birmingham, AL/Wenonah HS
25	Whitney Hood	F	6-2	Fr.	Meridan, MS/Meridan HS
30	Moreemi Davis	F/C	6-3	Jr.	Perry, GA/Perry HS
32	Morganne Campbell	G	5-8	So.	Fairburn, GA/Sandy Creek HS
43	Emily Spray	G	5-7	So.	Greenville, SC/Eastside HS
50	Adrienne Bradshaw	C	6-4	Jr.	Greensboro, NC/High Point Central HS

2006-07 Results

(12-18, 4-10 ACC)

Date	Opponent	Result
Nov. 10	Arkansas	L, 69-75
13	College of Charleston	W, 64-42
16	Chattanooga	L, 64-73
20	at South Carolina	L, 48-80
24	vs. St. John's ¹	W, 95-88
25	vs. Maine ¹	L, 78-80
29	Furman	W, 69-62
Dec. 3	at Vanderbilt	L, 63-82
6	at James Madison	L, 72-85
10	Kennesaw State	W, 71-62
17	at Tennessee Tech	W, 70-67
19	Dayton	W, 77-69
22	Wofford	W, 94-81
29	at Duquesne	W, 77-74
Jan. 2	Charlotte	L, 62-65
5	at Wake Forest*	W, 73-57
7	Georgia Tech*	L, 57-63
11	North Carolina*	L, 65-100
18	Florida State*	L, 60-61
21	at Boston College*	L, 64-69
25	Maryland*	L, 62-76
28	at Miami*	W, 79-69
Feb. 5	at Duke*	L, 53-105
8	at NC State*	L, 52-65
11	Virginia Tech*	W, 73-69
15	Wake Forest*	W, 76-63
19	at Georgia Tech	L, 59-62
22	at Florida State	L, 61-73
25	Virginia*	L, 85-86
Mar. 1	vs. Virginia ²	L, 82-89

*ACC game
1 - Maine Thanksgiving Classic, Orono, Maine
2 - ACC Tournament, Greensboro, N.C.

2007-08 Schedule

Date	Opponent	Time
Nov. 9	MAINE	7 p.m.
11	WESTERN CAROLINA	2 p.m.
14	DUQUESNE	7 p.m.
17	at Chattanooga	7 p.m.
20	VANDERBILT	7 p.m.
23	vs. Rice ¹	7 p.m.
24	vs. Colorado/Siena ¹	7/9:30 p.m.
29	at Michigan State ²	7 p.m.
Dec. 2	at Arkansas	2 p.m.
5	at Furman	7 p.m.
7	JAMES MADISON	7 p.m.
16	CHARLESTON SOUTHERN	2 p.m.
18	at Dayton	7 p.m.
22	SOUTH CAROLINA	2 p.m.
Jan. 2	at Charlotte	7 p.m.
6	at Maryland*	2 p.m.
10	MIAMI*	7 p.m.
14	at Wake Forest*	7 p.m.
17	at Virginia Tech*	7 p.m.
20	FLORIDA STATE*	2 p.m.
28	BOSTON COLLEGE*	7 p.m.
31	at Georgia Tech*	7 p.m.
Feb. 3	WAKE FOREST*	2 p.m.
7	at North Carolina*	7 p.m.
13	DUKE*	7 p.m.
21	at Virginia*	7 p.m.
24	GEORGIA TECH*	2 p.m.
28	NC STATE*	7 p.m.
Mar. 1	at Florida State*	7 p.m.
6-9	31st ACC Championship	TBA

*ACC game
1 - Coors Classic, Boulder, Colo.
2 - Big Ten/ACC Challenge, East Lansing, Mich.

Dartmouth

January 20, 2007
Cassell Coliseum
Blacksburg, Va.



Chris Wielgus
Head Coach



Sydney Scott

Big Green's Quick Facts

Location: Hanover, N.H.
Founded: 1769
Enrollment: 4,300
Conference: Ivy League
Nickname: Big Green
Colors: Dartmouth Green and White
Arena: Leede Arena (2,100)
President: James Wright
Athletics Director: Josie Harper
2006-07 Record: 15-14
2006-07 Conf. Record/Finish: 9-5/2nd
2006-07 Postseason: WNIT
Record vs. Virginia Tech: First meeting

SID: Kathy Phillips
WBB Contact: Dara Ely
SID Office Phone: (603) 646-2449
E-Mail: dara.ely@dartmouth.edu
Address: 6083 Alumni Gym
Hanover, NH 03766
Fax: (603) 646-1286
Press Row: (603) 646-1088/2311
Web Site: www.DartmouthSports.com
Head Coach: Chris Wielgus
Record at Dartmouth (years): 330-233 (22)
Career Record (years): 367-254 (24)
Assistants: Mary Gleason (Southern Methodist '95), Amy Mulligan (Queens '05)

2007-08 Roster

No.	Name	Pos.	Yr.	Ht.	Hometown/Previous School
4	Louise Vanden Bosch	G	Fr.	5-10	Raleigh, NC/Cary Academy
5	Jacky Nikic	G/F	Fr.	5-11	Bishop Moore/Orlando, Fla.
10	Margaret Smith	F	So.	6-1	All Saints Episcopal/Fort Worth, Texas
11	Brittney Smith	F	Fr.	6-1	All Saints Episcopal/Fort Worth, Texas
12	Michelle Meyer	G	So.	5-9	Covington/Covington, Ohio
15	Kristen Craft	G	Sr.	5-8	Marshalltown/Marshalltown, Iowa
21	Meghan McFee	G	Fr.	5-10	East Catholic/Manchester, Conn.
23	Uguchi Ukegub	G	Jr.	5-6	Riverdale Country Day/Bronx, N.Y.
24	Cassie Cooper	F	Fr.	6-1	Cony/Chelsea, Maine
25	Darcy Rose	F/C	Jr.	6-2	Fort Collins/Fort Collins, Colo.
32	Betsy Williams	G	So.	6-0	Hanover (N.H.)/Norwich, Vt.
33	Koren Schram	G	Jr.	5-7	Southside/Batesville, Ark.
34	Sydney Scott	F	Sr.	6-0	Westside/Houston, Texas

Head Coach: Chris Wielgus (Springfield '74), 23rd Season
Assistant Coaches: Mary Gleason (Southern Methodist '95), 1st Season
Amy Mulligan (Queens '05), 1st Season

2006-07 Results

(15-14, 9-5 Ivy League)

Date	Opponent	Result
Nov. 10	at Hartford	L, 45-62
18	at No. 15 Vanderbilt	L, 49-79
22	at Marist	L, 41-77
26	at Quinnipiac	L, 70-77
29	MAINE	L, 61-72
Dec. 9	at Northeastern	W OT, 73-67
13	SBU	W, 71-59
16	at Michigan	L, 65-67
18	at Central Michigan	L, 49-68
29	No. 3 DUKE	L, 40-77
30	DAYTON	W, 76-71
Jan. 2	COLGATE	W, 68-48
6	HARVARD*	L, 68-71
10	at New Hampshire	W, 79-67
18	HOLY CROSS	W, 68-44
26	at Brown*	W, 61-44
27	at Yale*	L, 56-63
Feb. 2	at Cornell*	W, 60-56
3	at Columbia*	W, 53-45
9	PENN*	W, 70-43
10	PRINCETON*	W, 75-46
16	YALE*	W, 67-59
17	BROWN*	W, 75-53
23	at Princeton*	L, 56-61
24	at Penn*	L, 53-56
Mar. 2	COLUMBIA*	W, 59-40
3	CORNELL*	W, 62-51
6	at Harvard*	L, 54-72
15	at Seton Hall*	L, 39-60

*Ivy League game

2007-08 Schedule

Date	Opponent	Time
Nov. 11	at Iowa	2 p.m.
15	at Maine	7 p.m.
18	MARIST	2 p.m.
25	at St. John's	2 p.m.
29	NORTHEASTERN	7 p.m.
Dec. 4	at Sacred Heart	7 p.m.
14	at Stony Brook	7 p.m.
19	at Denver	7 p.m.
21	at Colorado	7 p.m.
29	vs. Marquette ¹	7 p.m.
30	Arkansas/Delaware ¹	5/7 p.m.
Jan. 9	NEW HAMPSHIRE	7 p.m.
14	at Holy Cross	7 p.m.
20	at Virginia Tech	2 p.m.
26	HARVARD*	5 p.m.
Feb. 1	PRINCETON*	7 p.m.
2	PENN*	7 p.m.
8	BROWN*	7 p.m.
9	YALE*	7 p.m.
15	Columbia*	7 p.m.
16	Cornell*	7 p.m.
22	Penn*	7 p.m.
23	Princeton*	6 p.m.
29	CORNELL*	7 p.m.
Mar. 1	COLUMBIA*	7 p.m.
7	Yale*	7 p.m.
8	Brown*	7 p.m.

*Ivy League game
1 - Blue Sky Classic at Dartmouth

NC State



Kay Yow
Head Coach

January 25, 2008
Reynolds Coliseum
Raleigh, N.C.



Khadijah Whittington

Wolfpack's Quick Facts

Location: Raleigh, N.C.
Founded: 1887
Enrollment: 29,416
Conference: Atlantic Coast
Nickname: Wolfpack
Colors: Red (PMS-185) and White
Arena: Reynolds Coliseum (9,500)
Chancellor: Dr. James L. Oblinger
Athletics Director: Lee Folwer
2006-07 Record: 25-10
2006-07 Conf. Record/Finish: 10-4/4th
2006-07 Postseason: NCAA Regional
Record vs. Virginia Tech: 7-0

SID: Annabelle V. Myers
WBB Contact: Mark Kimmel
SID Office Phone: (919) 515-1183
E-Mail: mark_kimmel@ncsu.edu
Address: Box 8502, Raleigh, N.C. 27695
Fax: (919) 515-2898
Press Row: (919) 513-1220
Web Site: www.GoPack.com
Head Coach: Kay Yow (East Carolina '64)
Record at N.C. State (years): 651-305 (32)
Career Record (years): 708-324 (36)
Assistants: Stephanie Glance (Rollins '85), Jenny Palmtree (N.C. State '93), Trena Trice-Hill (N.C. State '87)

2007-08 Roster

No.	Name	Ht.	Yr.	Pos.	Hometown/Previous School
00	Amber White	5-6	G	So.	Coatesville, Pa. (Coatesville HS)
1	Khadijah Whittington	6-1	F	Sr.	Roanoke, Va. (Woodrow Wilson HS)
2	Nikitta Gartrell	5-9	G	So.	Atlanta, Ga. (Benjamin E. Mays HS)
4	Tia Bell	6-3	F	Fr.	Washington, D.C. (H.D. Woodson HS)
11	Emili Tasler	5-8	G	Fr.	Apex, N.C. (Apex HS)
20	Gloria Brown	6-2	F	Fr.	Philadelphia, Pa. (Neumann-Goretti HS)
21	Brittany Strachan	6-3	F	Fr.	Kernersville, N.C. (Carver HS)
23	Shayla Fields	5-9	G	Jr.	Salisbury, N.C. (Salisbury HS)
24	Lucy Ellison	6-1	F	So.	Shiloh, Ga. (LaGrange Academy)
31	Sharnise Beal	5-9	G	So.	New Britain, Conn. (New Britain HS)
32	Megan Zullo	5-8	G	Fr.-r.	Greenville, N.C. (Farmville HS)
45	Chanita Jordan	6-4	C	So.	Philadelphia, Pa. (University City HS)
52	Hanna Halterman	6-4	C	Fr.	Pottstown, Pa. (Owen J. Roberts HS)

2006-07 Results

(25-10, 10-4 ACC)

Date	Opponent	Result
Nov. 9	HIGH POINT ¹	W, 78-48
12	IONA ¹	W, 59-34
15	at No. 12/13 Purdue ¹	L, 38-68
17	UNC WILMINGTON	W, 63-48
24	at Arizona	L OT, 66-68
26	at UC-Santa Barbara	W, 64-55
29	SOUTH CAROLINA	W, 53-41
Dec. 2	TEMPLE	W, 59-57
4	WINTHROP	W, 65-54
10	EAST CAROLINA	W, 64-38
20	SAINT JOSEPH'S	W, 78-57
22	LEHIGH	W, 66-34
28	vs. Nebraska ²	L, 74-94
29	vs. Alabama State ²	W, 74-33
Jan. 3	at Maryland	L, 61-80
7	at Xavier	W, 69-76
11	at Boston College [*]	W, 58-40
14	WAKE FOREST [*]	W, 80-57
18	DUKE [*]	L, 51-65
21	at North Carolina [*]	L, 65-86
25	VIRGINIA [*]	W, 71-60
28	BOSTON COLLEGE [*]	W, 64-46
Feb. 1	at Wake Forest [*]	W, 79-53
5	FLORIDA STATE [*]	W, 68-51
8	CLEMSON [*]	W, 65-52
11	at Georgia Tech [*]	L, 62-69
16	NORTH CAROLINA [*]	W, 72-65
18	at Virginia Tech [*]	W, 68-63
24	at Miami [*]	W, 77-53
Mar. 2	vs. Florida State ³	W, 76-49
3	vs. No. 1 Duke ³	W, 70-65
18	vs. Robert Morris ⁴	W, 84-52
20	vs. No. 19/17 Baylor ⁴	W OT, 78-72
24	vs. No. 4/3 Connecticut ⁵	L, 71-78

*ACC game
1 - Preseason WNIT
2 - State Farm Classic, Gainesville, Fla.
3 - at ACC Tournament, Greensboro, N.C.
4 - at NCAA First and Second Round, Raleigh, N.C.
5 - NCAA Regional in Fresno, Calif.

2007-08 Schedule

Date	Opponent	Time
Nov. 11	UNC GREENSBORO	2 p.m.
13	APPALACHIAN STATE	7 p.m.
17	vs. St. John's ¹	2:30 p.m.
18	vs. Vermont/Brown ¹	12:30/2:30 p.m.
20	ARIZONA	7 p.m.
23	vs. Washington State ²	1 p.m.
24	vs. Alabama/E. Michigan ²	1/3 p.m.
29	ILLINOIS ²	7 p.m.
Dec. 1	at Temple	2 p.m.
4	XAVIER	7 p.m.
9	at East Carolina	2 p.m.
16	NORTH CAROLINA A&T	2 p.m.
21	at Mississippi	2 p.m.
28	ALABAMA STATE	2 p.m.
30	WESTERN CAROLINA	2 p.m.
Jan. 6	at Boston College [*]	1 p.m.
13	NORTH CAROLINA [*]	1 p.m.
17	GEORGIA TECH [*]	7 p.m.
20	at Duke [*]	1 p.m.
25	VIRGINIA TECH [*]	7 p.m.
27	WAKE FOREST [*]	12:30 p.m.
Feb. 1	at Virginia [*]	7 p.m.
7	at Florida State [*]	7 p.m.
10	BOSTON COLLEGE [*]	4:30 p.m.
14	MIAMI [*]	7 p.m.
17	at Wake Forest [*]	1:30 p.m.
25	at North Carolina [*]	7 p.m.
28	at Clemson [*]	7 p.m.
Mar. 2	MARYLAND [*]	1 p.m.
6-9	31st ACC Championship	TBA

*ACC game
1 - Vermont Tournament, Burlington, Vt.
2 - Junkanoo Jam, Bahamas
3 - Big Ten/ACC Challenge, Raleigh, N.C.

Duke

February 1, 2008
Cameron Indoor Stadium
Durham, N.C.

February 22, 2008
Cassell Coliseum
Blacksburg, Va.



Joanne P. McCallie
Head Coach



Abby Waner



Blue Devils' Quick Facts

Location: Durham, N.C.
Founded: 1838 Trinity College
Enrollment: 6,197
Conference: Atlantic Coast
Nickname: Blue Devils
Colors: Royal Blue and White
Arena: Cameron Indoor Stadium (9,314)
President: Dr. Richard H. Brodhead
Director of Athletics: Joe Alleva
2006-07 Record: 32-2
2006-07 Conf. Record/Finish: 14-0/1st
2006-07 Postseason: NCAA Sweet 16
Final ranking last year (poll): No. 1 (AP) and No. 6 (USA Today/ESPN)
Record vs. Virginia Tech: 9-2

SID: Art Chase
WBB Contact: Lindy Brown
SID Office Phone: (919) 684-2664
Address: Box 90557
Durham, N.C. 27708-0557
E-Mail: lbrown@duaa.duke.edu
Phone: (919) 684-2489
Press Row: (919) 684-6186
Web Site: www.GoDuke.com
Head Coach: Joanne P. McCallie (Northwestern, '87)
Record at Duke (years): 0-0 (1)
Career Record (years): 316-148 (15)
Assistants: Al Brown (Purdue '64), Shannon Perry (Iowa '98) and Samantha Williams (Auburn '96)

2007-08 Roster

No.	Name	Ht.	Yr.	Pos.	Hometown/Previous School
2	Emily Waner	5-8	r-Sr.	G	Highlands Ranch, Colo. (ThunderRidge/Univ. of Colo.)
4	Abby Waner	5-10	Jr.	G	Highlands Ranch, Colo. (ThunderRidge)
5	Jasmine Thomas	5-9	Fr.	G	Fairfax, Va. (Oakton)
11	Chante Black	6-5	r-Jr.	F/C	Winston-Salem, N.C. (East Forsyth)
13	Karima Christmas	5-11	Fr.	G	Houston, Texas (J. Frank Dobie)
15	Bridgette Mitchell	6-0	So.	F/G	Trenton, N.J. (The Peddie School)
21	Joy Cheek	6-1	So.	F	Charlotte, N.C. (South Mecklenburg)
22	Brittany Mitch	6-2	r-So.	G/F	McLean, Va. (St. John's)
23	Wanisha Smith	5-11	Sr.	G	Upper Marlboro, Md. (Riverdale Baptist)
30	Carrem Gay	6-2	Jr.	F	New York, N.Y. (Christ The King)
31	Keturah Jackson	6-0	r-So.	G/F	Columbia, S.C. (Dreher)
34	Krystal Thomas	6-4	Fr.	C	Orlando, Fla. (First Academy)

2006-07 Results

(32-2, 14-0 ACC)

Date	Opponent	Result
Nov. 11	NORTHEASTERN	W, 102-49
17	MARIST	W, 71-59
19	HOUSTON	W, 81-35
21	PENN STATE	W, 70-42
25	at Michigan	W, 92-47
29	OLD DOMINION	W, 89-40
Dec. 4	at Rutgers ¹	W, 85-45
7	VANDERBILT	W, 69-48
10	TEXAS	W, 80-52
19	vs. Bowling Green ²	W, 55-46
20	vs. SMU ²	W, 75-45
21	vs. Pittsburgh ²	W, 72-51
29	at Dartmouth ³	W, 77-40
30	vs. Boston University ³	W, 71-43
Jan. 3	MIAMI ⁴	W, 72-42
7	at Virginia Tech [*]	W, 86-54
10	GEORGIA TECH [*]	W, 83-51
13	MARYLAND [*]	W, 81-62
18	at NC State [*]	W, 65-51
22	at Tennessee [*]	W, 74-70
25	at Florida State [*]	W, 73-60
29	VIRGINIA TECH [*]	W, 75-65
Feb. 2	at Virginia [*]	W, 76-61
5	CLEMSON [*]	W, 105-53
8	at North Carolina [*]	W, 64-53
11	at Wake Forest [*]	W, 77-45
15	BOSTON COLLEGE [*]	W, 73-52
18	at Maryland [*]	W, 69-57
25	NORTH CAROLINA [*]	W, 67-62
Mar. 2	vs. Virginia ⁵	W, 79-58
3	vs. NC State ⁵	L, 65-70
18	vs. Holy Cross ⁵	W, 81-44
20	vs. Temple ⁵	W, 62-52
24	vs. Rutgers ⁵	L, 52-53

*ACC game
1 - Jimmy V Classic, Piscataway, N.J.
2 - Caribbean Classic, Cancun, Mexico
3 - Blue Sky Resort Classic, Hanover, N.H.
4 - ACC Tournament, Greensboro, N.C.
5 - NCAA First and Second Round, Raleigh, N.C.
6 - NCAA Regional, Greensboro, N.C.

2007-08 Schedule

Date	Opponent	Time
Nov. 11	at Denver	6 p.m.
15	at South Florida ¹	7 p.m.
18	UNC GREENSBORO	2 p.m.
22	vs. Purdue ²	6 p.m.
23	vs. Temple ²	6 p.m.
25	vs. TBA ²	TBA
26	at Vanderbilt	8 p.m.
Dec. 2	at Penn State ³	5 p.m.
6	RUTGERS	7 p.m.
8	vs. Pittsburgh ⁴	2 p.m.
18	UTAH VALLEY	7 p.m.
21	BUCKNELL	7 p.m.
28	at Houston	8 p.m.
Jan. 3	NC Central	7 p.m.
5	at Miami [*]	7 p.m.
11	FLORIDA STATE [*]	7 p.m.
14	at Maryland [*]	7 p.m.
20	NC STATE [*]	1 p.m.
24	at Georgia Tech [*]	7 p.m.
28	TENNESSEE	7 p.m.
Feb. 1	VIRGINIA TECH [*]	7 p.m.
4	NORTH CAROLINA [*]	7 p.m.
7	at Boston College [*]	7 p.m.
10	WAKE FOREST [*]	2 p.m.
13	at Clemson [*]	7 p.m.
17	MARYLAND [*]	5:30 p.m.
22	at Virginia Tech [*]	7 p.m.
24	VIRGINIA [*]	12:30 p.m.
Mar. 2	at North Carolina [*]	5:30 p.m.
6-9	31st ACC Championship	TBA

*ACC game
1 - ESPN Invitational, Tampa, Fla.
2 - Paradise Jam, Virgin Islands
3 - Big Ten/ACC Challenge, University Park, Pa.
4 - Maggie Dixon Classic, Madison Square Garden

Maryland

February 4, 2008
 Cassell Coliseum
 Blacksburg, Va.



Brenda Frese
 Head Coach



Crystal Langhorne

Terrapins' Quick Facts

Location: College Park, Md.
 Founded: 1807
 Enrollment: 35,102
 Conference: Atlantic Coast
 Nickname: Terrapins, Terps
 Colors: Red, White, Black and Gold
 Arena: Comcast Center (17,950)
 President: Dr. C.D. Mote, Jr.
 Athletics Director: Deborah A. Yow
 2006-07 Record: 28-6
 2006-07 Conf. Record/Finish: 10-4/t-3rd
 2006-07 Postseason: NCAA Second Round
 Final ranking last year (poll):
 No. 6 AP, No. 14 USA Today/ESPN
 Record vs. Virginia Tech: 3-5

SID: Doug Dull
 WBB Contact: Natalie Ciccone
 SID Office Phone: (301) 314-7063
 E-Mail: ncciccone@umd.edu
 Address: 2732 Comcast Center, Terrapin Trail
 P.O. Box 295, College Park, Md. 20742
 Fax: (301) 314-9094
 Press Row: (301) 314-8624
 Web Site: www.umterps.com
 Head Coach: Brenda Frese (Arizona '93)
 Record at UM (years): 112-51 (5 years)
 Career Record: 169-81 (8 years)
 Assistants: Erica Floyd (Ohio State '93), Daron Park (Montana State '94), Diane Richardson (Frostburg State '80)

2007-08 Roster

No.	Name	Pos.	Yr.	Ht.	Hometown/Previous School
1	Crystal Langhorne	C/F	Sr.	6-2	Willingboro, N.J./Willingboro
2	Sa'de Wiley-Gatewood	G	Sr.	5-9	Pomona, Calif./Lynwood/Tennessee
10	Anjalé Barrett	G	Fr.	5-9	Bronx, N.Y./St. Michael Academy
11	Christie Marrone	G	r-Jr.	5-6	Brooklyn, N.Y./St. John Villa Academy/Virginia Tech
12	Marah Strickland	G	Fr.	6-0	Mt. Airy, Md./Towson Catholic
14	Kat Lyons	G	Fr.	5-10	Kernersville, N.C./Bishop McGuinness
15	Laura Harper	F/C	Sr.	6-4	Elkins Park, Pa./Cheltenham
20	Kristi Toliver	G	Jr.	5-7	Harrisonburg, Va./Harrisonburg
21	Ashleigh Newman	G	Sr.	5-10	Shelbyville, Tenn./Shelbyville Central
22	Kim Rodgers	G	Fr.	5-9	Virginia Beach, Va./Princess Anne
24	Drey Mingo	F	Fr.	6-2	Atlanta, Ga./Marist
25	Marissa Coleman	G/F	Jr.	6-1	Cheltenham, Md./St. John's College [D.C.]
33	Emery Wallace	F	r-Fr.	6-1	Roanoke, Va./Hidden Valley
55	Jade Perry	F/C	Sr.	6-1	Central City, Ky./Muhlenberg North

2006-07 Results

Date	Opponent	Result
Nov. 10	at Middle Tennessee St.	W, 80-76
12	George Mason	W, 99-43
17	TCU ¹	W, 82-64
18	Arizona ²	W, 75-61
19	George Washington ¹	W, 73-48
24	vs. Gardner-Webb ²	W, 83-41
25	vs. Mississippi ²	W, 110-79
29	at Marshall	W, 68-49
Dec. 2	UC-Santa Barbara	W, 105-44
4	Siena	W, 93-54
6	at Northern Iowa	W, 77-33
10	at Temple	W, 77-66
21	at Loyola	W, 110-55
29	UNC Greensboro ³	W, 92-57
30	Marist ²	W, 86-60
Jan. 3	NC State ⁴	W, 80-61
6	Michigan State	W, 97-57
10	at Miami ⁴	W, 111-53
13	at Duke ⁴	L, 62-81
19	Virginia ⁵	W, 95-68
21	Wake Forest ⁴	W, 83-68
25	at Clemson ⁴	W, 75-62
28	North Carolina ⁴	L, 71-84
Feb. 1	at Georgia Tech ⁴	L, 72-77
4	Boston College ⁴	W, 71-39
8	Virginia Tech ⁴	W, 78-59
11	at Virginia ⁴	W, 83-74
15	at Florida State ⁴	W, 74-60
18	Duke ⁴	L, 57-69
25	at Boston College ⁴	W, 76-60
Mar. 2	vs. Georgia Tech ⁴	W, 75-59
3	vs. North Carolina ⁴	L, 72-78
18	vs. Harvard ⁵	W, 89-65
20	vs. Mississippi ⁵	L, 78-89

*ACC game
 1 - BTI Classic in College Park, Md.
 2 - Junkanoo Jam, Bahamas
 3 - Terrapin Classic, College Park, Md.
 4 - ACC Tournament in Greensboro, N.C.
 5 - NCAA First and Second Round

2007-08 Schedule

Date	Opponent	Time
Nov. 10	PRINCETON ¹	7 p.m.
11	vs. Oklahoma ²	5 p.m.
13	vs. Delaware/Deleware St. ¹	7 p.m.
16	vs. TBA ¹ (Semifinal)	TBA
18	vs. TBA ¹ (Final)	TBA
20	LOYOLA	7 p.m.
23	at UC-Santa Barbara	10 p.m.
25	at UCLA	5 p.m.
27	PITTSBURGH	7 p.m.
30	OHIO STATE ³	7 p.m.
Dec. 3	at Rutgers ⁴	7 p.m.
5	MIDDLE TENNESSEE STATE	7 p.m.
7	NORTHERN IOWA	7 p.m.
9	TEMPLE	2 p.m.
20	JAMES MADISON	7 p.m.
29	RICHMOND ⁵	2 p.m.
30	MD-BALTIMORE COUNTY ⁶	2 p.m.
Jan. 3	at Wake Forest ⁷	7 p.m.
6	CLEMSON ⁸	2 p.m.
10	at Boston College ⁸	7 p.m.
14	DUKE ⁹	7 p.m.
18	at Virginia ⁹	7 p.m.
20	GEORGIA TECH ⁹	2 p.m.
26	at North Carolina ⁹	1 p.m.
31	MIAMI ⁹	7 p.m.
Feb. 4	at Virginia Tech ⁹	7 p.m.
8	VIRGINIA ⁹	7 p.m.
14	BOSTON COLLEGE ⁹	7 p.m.
17	at Duke ⁹	5:30 p.m.
24	FLORIDA STATE ⁹	2 p.m.
Mar. 2	at NC State ⁹	1 p.m.
24	FLORIDA STATE ⁹	2 p.m.
6-9	31st ACC Championship	TBA

*ACC game
 1 - Preseason WNIT
 2 - State Farm Tip-Off Classic, Chapel Hill, N.C.
 3 - Big Ten/ACC Challenge, College Park, Md.
 4 - Jimmy V Classic, Piscataway, N.J.
 5 - Terrapin Classic at College Park, Md.

Wake Forest

February 7, 2008
 Joel Memorial Coliseum
 Winston-Salem, N.C.
 March 2, 2008
 Cassell Coliseum
 Blacksburg, Va.



Mike Petersen
 Head Coach



Yolanda Lavender

Demon Deacons' Quick Facts

Location: Winston-Salem, N.C.
 Founded: 1834
 Enrollment: 4,037
 Conference: Atlantic Coast
 Nickname: Demon Deacons
 Colors: Old Gold and Black
 Arena: Lawrence Joel Memorial Coliseum (14,407)
 President: Dr. Nathan Hatch
 Athletics Director: Ron Wellman
 2006-07 Record: 9-20
 2006-07 Conf. Record/Finish: 0-14/12th
 2006-07 Postseason: NA
 Record vs. Virginia Tech: 3-6

SID: Steve Schutt
 WBB Contact: Jennifer Landes
 SID Office Phone: (336) 758-5640
 E-Mail: ja@wfu.edu
 Address: P.O. Box 7426 Reynolds Station
 Winston-Salem, NC 27104
 Fax: (336) 758-5140
 Press Row: (336) 727-2945
 Web Site: www.wakeforestsports.com
 Head Coach: Mike Petersen (NW Christian Col. '83)
 Record at WFU (years): 29-31 (3)
 Career Record: 217-158 (12 years)
 Assistants: Fred Applin (Eaton, '85) Natasha Adair (South Florida, '94) Amy Waugh (Xavier, '03), Bob Clark (Towson, '84)

2007-08 Roster

No.	Name	Ht.	Pos.	Yr.	Hometown/Previous School
2	Alex Tchanguoe	5-11	G/F	Jr.	Orleans, France/Forsyth Country Day
3	Camille Collier	5-6	G	Fr.	Washington D.C./Sidwell Friends
5	Courteney Morris	5-11	G	So.	Riverdale, Md./Parkdale
10	Tiffany Roulhac	5-6	G	So.	Fayetteville, N.C./Terry Sanford
11	Yolanda Lavender	5-9	G	Jr.	Washington, D.C./Archbishop Carroll
13	Jessie Cain	6-2	F	So.	Cincinnati, Ohio/Oak Hills
15	Ken Wilson	5-10	G	Fr.	Frederick, Md./Thomas Johnson
20	Brittany Waters	6-1	F	Fr.	Orlando, Fla./Edgewater
22	Christen Brown	6-2	F	So.	Dalton, Ga./Dalton
25	Jessica Bryant	6-4	C	So.	Supply, N.C./Conway
31	Sarah Riddle	6-5	C	r-So.	Lascassas, Tenn./Oakland
33	Corrine Groves	6-3	F	Jr.	Black Mountain, N.C./Owen
44	Mekia Valentine	6-4	F/C	So.	Greensboro, N.C./Dudley

2006-07 Results

Date	Opponent	Result
Nov. 10	vs. Indiana ¹	L, 53-75
12	vs. Washington State ¹	W, 45-37
14	Western Carolina	L, 71-74
17	High Point	W, 62-48
22	Wofford	W, 74-72
24	Florida A&M	W, 71-62
29	Towson	W, 58-45
Dec. 2	Charleston Southern	W, 69-56
14	at Wright State	W, 55-49
17	Winthrop	W, 65-57
21	James Madison	L, 47-57
30	Richmond	L, 55-67
Jan. 2	at Virginia Tech ²	L, 54-74
5	Clemson ²	L, 57-73
8	UNC Asheville	L, 53-58
11	at Virginia ²	L, 70-77
14	at NC State ²	L, 57-80
18	Virginia Tech ²	L, 34-74
21	at Maryland ²	L, 60-83
26	Winston-Salem State	OT W, 82-66
28	Georgia Tech ²	L, 45-58
Feb. 1	NC State ²	L, 53-79
8	at Miami ²	L, 51-77
9	at NC State ²	L, 60-73
11	Duke ²	L, 45-77
15	at Clemson ²	L, 53-76
18	Boston College ²	L, 42-56
22	at North Carolina ²	L, 47-96
25	Florida State ²	L, 74-57
Mar. 1	vs. Florida State ²	L, 53-70

*ACC game
 1 - Kentucky Classic, Lexington, Ky.
 2 - ACC Tournament in Greensboro, N.C.

2007-08 Schedule

Date	Opponent	Time
Nov. 13	USC UPSTATE	7 p.m.
15	CHARLOTTE	7 p.m.
18	at James Madison	2 p.m.
22	vs. Indiana ¹	1 p.m.
23	vs. Texas A&M ¹	3:30 p.m.
24	vs. Wichita State ¹	1 p.m.
28	at Northwestern ²	7 p.m.
Dec. 2	RICE	1 p.m.
5	WRIGHT STATE	7 p.m.
8	at Western Carolina	3 p.m.
16	RADFORD	5:30 p.m.
19	COLLEGE OF CHARLESTON	11 a.m.
21	WINSTON-SALEM STATE	7 p.m.
30	LONGWOOD	5:30 p.m.
Jan. 3	MARYLAND ³	7 p.m.
6	VIRGINIA ³	2 p.m.
10	at Georgia Tech ³	7 p.m.
14	CLEMSON ³	7 p.m.
17	at Florida State ³	7 p.m.
20	at Boston College ³	2 p.m.
27	at NC State ³	12:30 p.m.
31	NORTH CAROLINA ³	7 p.m.
Feb. 3	at Clemson ³	2 p.m.
7	VIRGINIA TECH ³	7 p.m.
10	at Duke ³	2 p.m.
17	NC STATE ³	1:30 p.m.
19	SAVANNAH STATE	7 p.m.
24	MIAMI ³	1:30 p.m.
Mar. 2	at Virginia Tech ³	2 p.m.
6-9	31st ACC Championship	TBA

*ACC game
 1 - Paradise Jam, Virgin Islands
 2 - Big Ten/ACC Challenge, Chicago, Ill.

Miami

February 11, 2008
Convocation Center
Coral Gables, Fla.



Katie Meier
Head Coach



Maurita Reid



Georgia Tech

February 29, 2008
Alexander Memorial Coliseum
Atlanta, Ga.



MaChelle Joseph
Head Coach



Janie Mitchell



Hurricanes' Quick Facts

Location: Coral Gables, Fla.
Founded: 1926
Enrollment: 15,670
Conference: Atlantic Coast
Nickname: Hurricanes
Colors: Orange, Green and White
Arena: Convocation Center (7,000)
President: Dr. Donna E. Shalala
Athletics Director: Paul Dee
2006-07 Record: 11-19
2006-07 Conf. Record/Finish: 2-12/11th
2006-07 Postseason: NA
Record vs. Virginia Tech: 5-4

SID: Mark Pray
WBB Contact: Margaret Belch
SID Office Phone: (305) 284-3241
E-Mail: mbelch@miami.edu
Address: 5821 San Amaro Drive
Coral Gables, FL 33146
Fax: (305) 284-2807
Press Row: (305) 284-2111
Web Site: www.hurricanesports.com
Head Coach: Katie Meier (Duke '90)
Record at Miami (years): 28-32 (2)
Career Record (years): 104-77 (6)
Assistants: Darrick Gibbs (Wofford '00), Lynn Bria (Charleston (W.Va) '90), Lonnette Hall (Cal State-Northridge '94)

Yellow Jackets' Quick Facts

Location: Atlanta, Ga.
Founded: 1855
Enrollment: 16,793
Conference: Atlantic Coast
Nickname: Yellow Jackets, Ramblin Wreck
Colors: Old Gold and White
Arena: Alexander Memorial Coliseum (9,191)
President: Dr. G. Wayne Clough
Athletics Director: Dan Radakovich
2006-07 Record: 21-12
2006-07 Conf. Record/Finish: 9-5/6th
2006-07 Postseason: NCAA Second Round
Record vs. Virginia Tech: 0-5

SID: Dean Buchan
WBB Contact: Dan Goldberg
SID Office Phone: (404) 894-8213
E-Mail: dgoldberger@athletics.gatech.edu
Address: 150 Bobby Dodd Way
Atlanta, Ga. 30332
Fax: (404) 894-1248
Press Row: (404) 894-5458
Web Site: www.ramblinwreck.com
Head Coach: MaChelle Joseph (Purdue '92)
Record at Georgia Tech (years): 62-56 (4 years)
Career Record: same
Assistants: Sytina Messer (Arkansas '00), Mark Simons (Aquinas College, '72), Teri Moren (Purdue '92)

2007-08 Roster

No.	Name	Pos.	Ht.	Yr.	Hometown/Previous School
0	Damisha Moore	G	5-8	Fr.	Cartersville, Ga. (Cartersville)
4	Lameza James	G/F	6-0	Jr.	Hollywood, Fla. (South Broward)
5	LaToya Drake	F/C	6-2	Jr.	Baxley, Ga. (Appling County/Florida CC)
10	Maurita Reid	G	5-8	Sr.	Queens, N.Y. (Francis Lewis/Monroe CC)
14	Charmaine Clark	G/F	5-10	So.	Hinesville, Ga. (Bradwell Institute)
20	Albrey Grimsley	G	5-9	Sr.	Fort Pierce, Fla. (Centennial)
21	Briyana Blair	G/F	5-10	Fr.	Orlando, Fla. (Boone)
23	LaToya Cunningham	G	5-6	Jr.	Vallejo, Calif. (La Jolla Country Day)
25	Eboni Sadler	G/F	5-11	So.	Miami, Fla. (Miami Norland)
30	Vitalija Vasciunaite	G	5-8	Fr.	Charlottesville, Va. (Miller School)
32	Epiphany Woodson	G	5-8	Fr.	Charlotte, N.C. (Providence Day School)
33	Diane Barnes	F	6-2	So.	Lakeland, Fla. (Kathleen/Trinity Valley CC)
42	Carla Williams	C	6-4	Sr.	Hanover, Jamaica (Green Island/Broward CC)
44	Kathryn Hester	F	6-2	So.	Conover, N.C. (Newton-Conover)

2007-08 Roster

No.	Name	Ht.	Pos.	Yr.	Hometown/Previous School
1	Jacqua Williams	5-7	G	Jr.	Seattle, Wash./Rainier Beach
4	Sarah Ivester	6-5	C	Fr.	Canton, Ga./Sequoyah
5	Jill Ingram	5-9	G	Sr.	Charlotte, NC/Providence Day School
10	Shaday Woolcock	5-9	G	Fr.	Atlanta, Ga./Avondale
12	Tabitha Turner	6-1	F	Jr.	Miami, Fla./Monsignor Edward Pace
21	Janie Mitchell	6-0	F	Sr.	Jackson, Miss./Callaway
22	Alex Montgomery	6-1	F	Fr.	Tacoma, Wash./Lincoln
23	Deja Foster	6-0	F	Fr.	Memphis, Tenn./Wooddale
24	Simone Trice	5-10	G	Fr.	Flint, Mich./Flint Northwestern
31	Amy Horton	6-0	F	So.	Tallahassee, Ga./Haralson County
33	Tiffany Blackmon	6-2	C	So.	Gastonia, NC/Hunter Huss
34	Iasia Hemingway	5-11	G/F	Fr.	Newark, N.J./Malcolm X Shabazz
35	Brittgie Ardossi	6-2	F	So.	Melbourne, Australia/Mac Robertson Girls' School
43	Chioma Nnamaka	6-0	G	Sr.	Uppsala, Sweden/Fryshuset Kunskaps Centrum
45	Daphne Mitchell	6-3	F	Sr.	Atlanta, GA/Woodward Academy

2006-07 Results

Date	Opponent	Result
Nov. 10	GEORGIA STATE	W, 68-60
13	UW-MILWAUKEE	W, 78-71
15	at Santa Clara	W, 85-83
17	at St. Mary's	L, 68-69
19	at Florida International	W, 69-59
24	NICHOLS STATE ¹	W, 85-42
25	INDIANA ¹	W, 79-70
Dec. 1	JACKSON STATE ²	W, 77-50
3	at Michigan	L, 55-60
5	at Florida International	L, 78-83
16	TEXAS STATE	W, 92-67
19	at Houston	L, 73-82
21	at Mississippi	L, 64-82
28	COPPIN STATE ³	W, 60-54
29	AUBURN ³	L, 61-79
Jan. 3	at No. 3 Duke*	L, 42-72
7	at Florida State*	L, 62-71
10	No. 1 MARYLAND*	L, 53-111
15	at Georgia Tech*	L, 37-52
18	BOSTON COLLEGE*	W, 83-68
25	at Virginia Tech*	L, 71-78
28	CLEMSON*	L, 69-79
Feb. 1	FLORIDA STATE*	L, 68-75
4	at Virginia*	L, 60-73
8	WAKE FOREST*	W, 77-51
11	at Boston College*	W, 77-51
15	GEORGIA TECH*	L, 45-66
18	at No. 2 North Carolina*	L, 70-93
24	NC STATE*	L, 53-77

*ACC game
1 - Thanksgiving, Tournament at Coral Gables, Fla.
2 - Played at Knights Sports Complex
3 - Post Christmas Tournament at Coral Gables, Fla.

2007-08 Schedule

Date	Opponent	Time
Nov. 9	FLORIDA ATLANTIC	Noon
13	JACKSONVILLE	7 p.m.
19	MICHIGAN ²	7 p.m.
23	FORDHAM ²	7 p.m.
24	BUTLER/MONMOUTH ²	5/7 p.m.
28	at Wisconsin-Milwaukee	8 p.m.
Dec. 2	CENTRAL FLORIDA	Noon
4	FLORIDA INTERNATIONAL	7 p.m.
8	HOUSTON	2 p.m.
15	MISSISSIPPI	7 p.m.
18	vs. Southern Miss ³	TBA
19	vs. LSU ³	TBA
29	MAINE ⁴	5 p.m.
30	CENTRAL ARKANSAS/TOLEDO ⁴	5/7 p.m.
Jan. 2	CHARLESTON SOUTHERN	Noon
5	DUKE*	7 p.m.
10	at Clemson*	7 p.m.
13	at Georgia Tech*	2 p.m.
21	VIRGINIA*	5 p.m.
24	FLORIDA STATE*	7 p.m.
31	at Maryland*	7 p.m.
Feb. 3	at Boston College*	2 p.m.
7	GEORGIA TECH*	7 p.m.
11	VIRGINIA TECH*	7 p.m.
14	at NC State*	7 p.m.
21	NORTH CAROLINA*	7 p.m.
24	at Wake Forest*	1:30 p.m.
28	at Florida State*	7 p.m.
Mar. 2	BOSTON COLLEGE*	3 p.m.
6-9	31st ACC Championship	TBA

*ACC game
1 - Big Ten/ACC Challenge, Coral Gables, Fla.
2 - Miami Thanksgiving Classic, Coral Gables, Fla.
3 - Caribbean Classic, Cancun, Mexico
4 - UM Holiday Classic, Coral Gables, Fla.

2006-07 Results

Date	Opponent	Result
Nov. 10	Mercer	W, 87-48
14	at Appalachian State	W, 79-53
16	Georgia State	W, 83-41
20	at Temple	L, 62-76
24	at San Diego	L, 59-62
Dec. 6	Kennesaw State	W, 81-43
10	Jacksonville	W, 79-57
18	at Northwestern	W, 82-68
20	at College of Charleston	W, 82-50
29	Alcorn State ¹	W, 76-54
30	Mississippi State ¹	L, 56-62
Jan. 2	North Carolina*	L, 57-79
4	Winston-Salem State	W, 75-43
7	at Clemson*	W, 63-57
10	at Duke*	L, 51-83
15	Miami*	W, 52-37
18	at North Carolina*	L, 31-78
21	vs. Vanderbilt ²	L, 55-72
25	Boston College*	W, 60-49
28	at Wake Forest*	W, 58-45
Feb. 1	Maryland*	W, 77-72
5	at Virginia Tech*	L, 68-73
9	at Florida State*	L, 52-63
11	NC State*	W, 69-62
15	at Miami*	W, 66-45
19	Clemson*	W, 62-59
22	Virginia*	W, 73-49
25	Longwood	W, 75-46
Mar. 1	Miami ³	W, 66-52
2	Maryland ³	L, 59-75
17	DePaul ⁴	W, 55-54
19	Purdue ⁴	L, 63-76

*ACC game
1 - Atlanta Marriott Holiday Inv., Atlanta, Ga.
2 - Russell Athletic Shootout, Duluth, Ga.
3 - ACC Tournament in Greensboro, N.C.
4 - NCAA First and Second Round, Minneapolis, Minn.

2007-08 Schedule

Date	Opponent	Time
Nov. 9	DAVIDSON	8 p.m.
13	at Tulane	8 p.m.
18	TEMPLE	2 p.m.
21	NORTHWESTERN	7 p.m.
28	at Iowa ²	9 a.m.
Dec. 2	at Georgia*	2:30 p.m.
6	USC UPSTATE	7 p.m.
9	GEORGIA SOUTHERN	1 p.m.
16	at Mississippi State	3 p.m.
18	at Mississippi Valley State	4 p.m.
22	at Georgia State	1 p.m.
29	CHICAGO STATE ²	Noon
30	KENNESAW STATE/HARVARD ²	Noon/2 p.m.
Jan. 2	JACKSON STATE	7 p.m.
5	at North Carolina*	4 p.m.
10	WAKE FOREST*	7 p.m.
13	MIAMI*	2 p.m.
17	at NC State*	7 p.m.
20	at Maryland*	2 p.m.
24	DUKE*	7 p.m.
31	CLEMSON*	7 p.m.
Feb. 3	FLORIDA STATE*	4 p.m.
7	at Miami*	7 p.m.
10	NORTH CAROLINA*	12:30 p.m.
12	SAVANNAH STATE	7 p.m.
18	at Boston College*	7 p.m.
24	at Clemson*	2 p.m.
29	VIRGINIA TECH*	7 p.m.
Mar. 2	at Virginia	2 p.m.
6-9	31st ACC Championship	TBA

*ACC game
1 - Big Ten/ACC Challenge, Iowa City, Iowa
2 - GT Holiday Tournament, Atlanta, Ga.

All-Time Series

ALL-TIME SERIES

Opponent	Record	Streak	Last Meeting
Air Force	1-0	Won 1	W 75-70 Nov. 27, 1991
Akron	2-0	Won 2	W 80-59 Dec. 28, 1998
Alabama	2-0	Won 2	W 72-59 Dec. 4, 2004
Alabama-Birmingham	0-1	Lost 1	L 59-70 Dec. 21, 2006
American	1-1	Won 1	W 92-57 Dec. 4, 1981
Appalachian State	11-2	Won 3	W 75-55 Nov. 30, 1999
Auburn	1-5	Lost 1	#L 73-81 Mar. 22, 2007
Boston College	8-2	Won 5	W 60-54 OT Mar. 1, 2007
Bradley	2-0	Won 2	W 76-62 Jan. 12, 1994
Bridgewater	2-1	Won 1	W 70-58 Dec. 6, 1978
Campbell	1-0	Won 1	W 70-59 Dec. 30, 1995
Carson Newman	1-0	Won 1	W 71-56 Dec. 19, 1980
Charleston	9-3	Won 8	W 77-50 Feb. 17, 1989
Cincinnati	12-10	Won 4	W 55-52 Feb. 23, 1991
Charlotte	12-8	Won 8	W 80-68 Dec. 2, 2006
Chattanooga	3-0	Won 3	W 64-45 Dec. 3, 1994
Clemson	3-4	Lost 1	L 69-73 Feb. 11, 2007
Colgate	2-0	Won 2	W 94-50 Dec. 30, 1987
Colorado State	1-0	Won 1	W 73-69 Dec. 19, 1993
Connecticut	1-10	Lost 9	L 56-79 Mar. 21, 2006
Cornell	1-0	Won 1	W 73-50 Dec. 29, 1996
Dartmouth			First Meeting
Davidson	1-0	Won 1	W 87-62 Dec. 30, 2004
Dayton	11-2	Won 1	W 68-63 Feb. 27, 2000
Delaware	2-0	Won 2	W 74-61 Dec. 20, 1985
Delaware State	1-0	Won 1	W 66-50 Nov. 18, 2006
DePaul	1-1	Lost 1	^L 78-79 Mar. 20, 2005
Detroit	1-1	Won 1	W 71-57 Dec. 29, 2006
Denver	2-0	Won 2	W 56-40 Nov. 25, 2005
Drexel	1-0	Won 1	W 92-41 Dec. 29, 1992
Duke	2-9	Lost 7	L 65-75 Jan. 29, 2007
Duquesne	7-3	Won 6	W 66-52 Dec. 29, 2002
Eastern Illinois	0-1	Lost 1	L 65-70 Nov. 24, 1990
East Carolina	3-2	Won 2	W 77-45 Dec. 9, 1998
East Tennessee State	9-7	Won 4	W 78-64 Dec. 18, 2006
Emory & Henry	2-0	Won 2	W 61-52 Dec. 9, 1977
Evansville	1-0	Won 1	W 79-59 Nov. 29, 2005
Florida	0-2	Lost 2	^L 57-89 Mar. 16, 1998
Florida International	0-1	Lost 1	L 70-79 Nov. 29, 2002
Florida State	9-14	Lost 1	L 60-70 Jan. 15, 2007
Fordham	8-0	Won 8	W 80-67 Jan. 6, 2005
Furman	2-0	Won 2	W 83-70 Dec. 28, 2003
Gardner Webb	2-0	Won 2	W 76-39 Dec. 28, 2001
George Mason	3-2	Won 1	W 66-57 Dec. 29, 1998
George Washington	9-10	Won 1	#W 68-52 Mar. 16, 2002
Georgetown	3-2	Lost 1	L 50-70 Jan. 17, 2004
Georgia	0-3	Lost 3	L 60-65 Nov. 17, 1999
Georgia Southern	1-0	Won 1	W 84-61 Dec. 20, 1983
Georgia State	1-0	Won 1	W 80-56 Feb. 16, 2000
Georgia Tech	4-0	Won 4	W 73-68 Feb. 5, 2007
Hampton	3-0	Won 3	W 83-43 Dec. 29, 2001
High Point	1-0	Won 1	W 91-52 Jan. 4, 2006
Houston	0-1	Lost 1	#L 72-77 OT Mar. 23, 2002
Howard	3-0	Won 3	W 97-78 Nov. 12, 2006
Illinois	0-1	Lost 1	L 66-68 Nov. 30, 1991
Iona	1-0	Won 1	W 50-49 Jan. 22, 1999
Iowa	1-0	Won 1	^W 89-76 Mar. 21, 2004
Iowa State	1-1	Lost 1	L 69-75 Nov. 24, 2006
James Madison	21-12	Won 8	W 86-71 Nov. 20, 2005
Kentucky	1-1	Won 1	W 76-66 Feb. 19, 1989
Lamar	0-1	Lost 1	L 54-71 Nov. 23, 1990
LaSalle	7-4	Won 6	W 64-57 Feb. 24, 2000
Lenoir Rhyne	0-1	Lost 1	L 73-87 Feb. 1, 1979
Liberty	13-0	Won 13	W 55-52 Dec. 5, 2006
Longwood	3-1	Won 2	W 89-70 Dec. 28, 2005
Louisiana State	1-2	Lost 2	L 40-70 Nov. 14, 2006
Louisville	17-15	Won 4	W 68-60 Feb. 26, 1995
Loyola (Md.)	1-0	Won 1	W 58-55 Dec. 30, 1996
Maine	1-0	Won 1	W 79-68 Dec. 29, 2000
Marshall	8-1	Won 8	W 84-78 Dec. 30, 1992
Maryland	5-3	Lost 2	L 59-78 Feb. 8, 2007
Maryland-Baltimore Co.	1-0	Won 1	W 89-36 Dec. 29, 1997
Massachusetts	4-5	Lost 1	L 54-58 Mar. 4, 2000
Memphis	8-11	Won 7	W 77-73 Feb. 2, 1991
Mercer	2-0	Won 2	W 117-84 Feb. 16, 1987
Miami	4-5	Won 1	W 78-71 Jan. 25, 2007
Miami (Ohio)	1-0	Won 1	W 77-60 Nov. 21, 2003
Michigan	0-1	Lost 1	L 63-79 Nov. 29, 1996
Michigan State	1-0	Won 1	W 50-36 Nov. 25, 2000
Minnesota	0-1	Lost 1	L 56-70 Nov. 20, 2004
Mississippi	0-2	Lost 2	L 57-60 Dec. 29, 1987

Mississippi State	4-1	Won 2	W 63-56 Nov. 29, 2003
Missouri	1-0	Won 1	W 82-51 Mar. 19, 2006
Morehead State	6-0	Won 6	W 77-64 Feb. 3, 2007
Norfolk State	3-2	Won 3	W 73-37 Jan. 12, 1981
North Carolina	2-10	Lost 7	L 60-90 Mar. 2, 2007
North Carolina A&T			First Meeting
North Carolina State	0-7	Lost 7	L 63-68 Feb. 18, 2007
Northwestern	1-1	Lost 1	L 64-70 Dec. 20, 1986
Northwestern State (La.)	1-0	Won 1	W 71-46 Nov. 24, 2001
UNC Asheville	1-0	Won 1	W 85-47 Dec. 28, 2000
UNC Greensboro	6-1	Won 5	W 56-45 Jan. 10, 2007
Northern Arizona	0-1	Lost 1	L 50-80 Dec. 19, 1995
Notre Dame	1-5	Lost 1	L 40-53 Jan. 10, 2004
Ohio	1-3	Lost 1	L 66-67 OT Nov. 28, 1994
Oklahoma State	1-0	Won 1	W 83-77 Dec. 20, 1994
Old Dominion	6-19	Won 1	W 76-69 Nov. 22, 2005
Oregon	0-1	Lost 1	L 53-73 Nov. 27, 1999
Penn State	0-1	Lost 1	^L 48-61 Mar. 23, 2004
Pittsburgh	5-2	Won 5	W 85-55 Feb. 28, 2004
Prairie View A&M			First Meeting
Providence	5-1	Won 3	W 77-56 Feb. 21, 2004
Purdue	0-1	Lost 1	^L 62-80 Mar. 24, 2003
Queens College	1-0	Won 1	W 100-51 Dec. 27, 1981
Radford	19-9	Lost 1	L 60-67 Nov. 10, 2006
Randolph-Macon	1-0	Won 1	W 76-64 Jan. 30, 1986
Rhode Island	4-2	Won 4	W 68-37 Mar. 3, 2000
Richmond	5-4	Won 4	W 54-47 Dec. 4, 2005
Roanoke College	3-0	Won 2	W 103-67 Feb. 20, 1982
Robert Morris			First Meeting
Rutgers	2-4	Lost 2	L 43-56 Jan. 7, 2004
St. Bonaventure	5-1	Won 4	W 73-56 Feb. 17, 2000
St. Francis (Pa.)	1-0	Won 1	W 77-62 Dec. 12, 2004
St. Joseph's (Pa.)	3-1	Won 3	W 62-53 Jan. 23, 2000
St. John's	4-2	Won 4	W 69-38 Mar. 2, 2004
St. Mary's (Calif.)	1-0	Won 1	W 68-58 Nov. 28, 1997
St. Peter's (N.J.)	1-0	Won 1	^W 73-48 Mar. 13, 1999
Seton Hall	5-0	Won 5	W 48-42 Feb. 18, 2004
Siena	0-1	Lost 1	L 64-69 Dec. 30, 1997
South Carolina	6-15	Lost 1	L 51-66 Feb. 16, 1991
South Florida	8-1	Won 2	W 85-69 Feb. 19, 1995
Southern Cal			First Meeting
Southern Methodist	1-0	Won 1	W 87-61 Nov. 26, 2005
Southern Mississippi	11-19	Won 1	W 105-40 Dec. 28, 2004
Southern Utah	1-0	Won 1	W 63-55 Nov. 26, 1999
Southwest Missouri State	0-1	Lost 1	L 45-61 Nov. 17, 1994
Stetson	0-1	Lost 1	L 77-83 Nov. 24, 1995
Syracuse	4-2	Won 4	W 75-60 Jan. 31, 2004
Tennessee	0-7	Lost 7	^L 52-68 Mar. 20, 1999
Tennessee-Martin	1-0	Won 1	W 87-55 Dec. 28, 2002
Tennessee Tech	1-1	Won 1	W 87-52 Nov. 25, 2006
Texas A&M-Corpus Christi	1-0	Won 1	W 76-64 Dec. 29, 2005
Texas-San Antonio			First Meeting
Texas Tech	2-1	Won 2	W 69-62 Dec. 20, 2005
Towson	1-0	Won 1	W 92-61 Dec. 29, 1990
Tulane	9-8	Won 1	W 77-65 Feb. 12, 1995
Valparaiso	1-0	Won 1	W 64-57 Nov. 19, 2004
Vanderbilt	0-1	Lost 1	L 63-78 Nov. 29, 1991
Vermont	1-0	Won 1	#W 76-48 Mar. 20, 2002
Villanova	3-4	Won 1	W 63-50 Jan. 14, 2004
Virginia	8-28	Lost 1	L 76-79 Feb. 15, 2007
Virginia Commonwealth	17-7	Lost 2	L 60-65 Feb. 17, 1997
Virginia State	2-3	Won 2	W 62-45 Dec. 11, 1980
Virginia Union	2-3	Lost 2	L 51-55 Feb. 21, 1981
Wake Forest	6-3	Won 4	W 74-34 Jan. 18, 2007
Washington State	1-0	Won 1	W 72-50 Nov. 30, 2002
West Virginia	11-5	Won 1	W 60-56 Nov. 13, 2006
West Virginia State	1-0	Won 1	W 93-40 Nov. 25, 1989
West Virginia Wesleyan	2-0	Won 2	W 100-46 Nov. 18, 1980
Western Carolina	3-0	Won 3	#W 74-64 Mar. 17, 2007
Western Michigan	2-0	Won 2	W 69-65 Dec. 19, 2005
William & Mary	11-2	Lost 1	L 41-64 Nov. 28, 2006
Wingate	1-0	Won 1	W 58-43 Dec. 1, 1992
Winston-Salem State	1-0	Won 1	W 43-33 Dec. 28, 2006
Winthrop	2-0	Won 2	W 75-45 Dec. 6, 1994
Wisconsin	1-0	Won 1	W 75-64 Mar. 14, 1998
Wofford			First Meeting
Xavier	2-9	Lost 3	L 46-68 Feb. 10, 2000
Yale	1-0	Won 1	W 95-66 Jan. 9, 1982
Youngstown State	0-1	Lost 1	L 81-92 Jan. 18, 1992

2007-08 opponents in Bold - ^NCAA Tournament game - #WNIT game

Year-by-Year vs. 2007-2008 Opponents

YEAR-BY-YEAR VS. 07-08 OPPONENTS

Alabama-Birmingham (0-1)

Dec. 21, 2006 aL 59-70

Boston College (8-2)

Dec. 29, 1989 hW 74-65
Jan. 17, 2001 aW 64-52
Feb. 18, 2001 hL (OT) 59-65
Jan. 9, 2002 hW 73-52
Feb. 16, 2003 aL 47-65
Mar. 9, 2003 nW (OT) 74-70
Jan. 24, 2004 hW 80-64
Jan. 8, 2006 hW 67-62
Feb. 23, 2007 aW 67-52
Mar. 1, 2007 nW (OT) 60-54

Charlotte (12-8)

Jan. 13, 1979 hL 65-67
Jan. 26, 1980 hL 61-66
Jan. 14, 1981 aL 67-69
Feb. 8, 1983 aW 66-60
Nov. 23, 1985 hW 92-65
Feb. 24, 1986 aL 62-71
Feb. 4, 1988 hL 55-69
Feb. 21, 1989 aW 78-57
Jan. 18, 1992 hL 53-75
Mar. 7, 1992 aL 57-86
Mar. 11, 1992 nW 67-61
Feb. 1, 1993 aL 44-81
Mar. 4, 1993 hW 76-70
Feb. 3, 1994 hW 65-53
Mar. 3, 1994 aW 60-37
Mar. 9, 1994 nW 63-55
Jan. 20, 1995 hW 68-55
Feb. 3, 1995 aW 63-54
Dec. 30, 1999 hW 72-61
Dec. 2, 2006 hW 80-68

Clemson (3-4)

Dec. 29, 1984 aL 90-101
Nov. 27, 1985 hL 76-77
Dec. 18, 2000 aL 59-80
Jan. 3, 2002 hW 68-58
Jan. 20, 2005 aW 81-66
Feb. 9, 2006 hW 82-70
Feb. 11, 2007 aL 69-73

Dartmouth (0-0)

First Meeting

Duke (2-9)

Jan. 24, 1981 hW 66-65
Dec. 11, 1981 aL 58-71
Dec. 5, 1992 aL 63-85
Nov. 15, 1998 aW 72-70
Dec. 8, 1999 hL 61-70
Jan. 9, 2005 aL 67-88
Feb. 6, 2006 hL 62-73
Feb. 22, 2006 aL 51-93
Mar. 3, 2006 nL 56-69
Jan. 7, 2007 hL 54-86
Jan. 29, 2007 aL 65-75

East Carolina (3-2)

Jan. 6, 1980 hL 58-75
Nov. 23, 1980 aL 65-70
Dec. 4, 1992 nW 86-72
Nov. 21, 1997 hW 68-39
Dec. 9, 1998 hW 77-45

Florida State (9-14)

Dec. 17, 1979 aL 57-67
Feb. 9, 1980 aW 77-54
Jan. 16, 1982 hL 82-93
Feb. 4, 1984 hW 68-63
Jan. 6, 1985 aL 77-85
Mar. 3, 1985 nW 86-65
Jan. 4, 1986 hW 73-68
Jan. 3, 1987 hW 91-78
Jan. 31, 1987 aL 65-70
Mar. 5, 1987 hW 68-67
Jan. 30, 1988 aL 59-61
Feb. 20, 1988 hW 97-81
Jan. 21, 1989 hW 68-67
Jan. 28, 1989 aL 66-69
Jan. 6, 1990 hL 64-68
Feb. 3, 1990 aL 52-69
Jan. 7, 1991 hL 64-78
Feb. 18, 1991 aL 53-76
Nov. 26, 2000 aL 57-77
Jan. 24, 2005 hL (20T) 78-81
Feb. 19, 2005 aL (30T) 83-94
Feb. 13, 2006 aW 76-69
Jan. 15, 2007 hL 60-70

Furman (2-0)

Dec. 29, 1994 hW 73-61
Dec. 28, 2003 hW 83-70

Georgia (0-3)

Dec. 29, 1980 nL 50-65
Dec. 28, 1986 nL 56-80
Nov. 17, 1999 hL 60-65

Georgia Tech (4-0)

Mar. 22, 2003 nW 61-59
Feb. 16, 2005 hW 73-48
Feb. 19, 2006 aW 70-54
Feb. 5, 2007 hW 73-68

Georgetown (3-2)

Feb. 9, 1979 aL 57-62
Jan. 20, 2001 hW 79-50
Jan. 12, 2003 aW 71-64
Feb. 12, 2003 hW 78-46
Jan. 17, 2004 aL 50-70

High Point (1-0)

Jan. 4, 2006 hW 91-52

Liberty (13-0)

Feb. 16, 1982 hW 77-44
Feb. 28, 1983 aW 78-74
Jan. 8, 1988 hW 80-54
Feb. 4, 1989 aW 77-56
Nov. 13, 1998 aW 69-55
Nov. 15, 1999 hW 60-45
Nov. 17, 2000 hW 72-51
Dec. 8, 2001 aW 56-40
Dec. 14, 2002 aW 53-50
Jan. 2, 2004 hW 52-45
Dec. 7, 2004 aW 66-55
Dec. 10, 2005 hW 70-60
Dec. 5, 2006 aW 55-52

Maryland (5-3)

Nov. 15, 1994 aW 68-53
Mar. 18, 2000 hL (OT) 60-68

Dec. 11, 2002 aW 60-57
Dec. 13, 2003 hW 63-43
Jan. 2, 2005 hW 77-67
Feb. 24, 2005 aW 87-79
Jan. 23, 2006 hL 62-68
Feb. 8, 2007 aL 59-78

Miami (4-5)

Jan. 7, 2001 hW 64-51
Feb. 5, 2002 hW 72-60
Feb. 20, 2002 aL 53-55
Jan. 28, 2003 aL (OT) 66-67
Feb. 14, 2004 hL 56-65
Feb. 6, 2005 aL 67-78
Feb. 27, 2005 hW 90-45
Jan. 29, 2006 aL 62-77
Jan. 25, 2007 hW 78-71

Minnesota (1-1)

Nov. 20, 2004 aW 56-70
Nov. 25, 2001 aL 65-66

North Carolina (2-10)

Nov. 28, 1979 aL 73-82
Feb. 13, 1981 hW 76-74
Feb. 21, 1983 aL 83-103
Dec. 30, 1983 nL 52-73
Dec. 1, 1984 nW 74-73
Dec. 4, 1985 aL 73-75
Dec. 19, 1991 aL 62-76
Dec. 30, 1994 hL 52-57
Feb. 11, 2005 aL 67-93
Feb. 17, 2006 hL 75-84
Jan. 4, 2007 aL 68-102
Mar. 2, 2007 nL 60-90

North Carolina State (0-7)

Nov. 24, 1980 aL 68-94
Jan. 25, 1982 hL 47-48
Dec. 6, 1982 aL 63-79
Dec. 31, 1983 nL 63-64
Jan. 17, 2005 hL (OT) 75-76
Jan. 2, 2006 aL 44-65
Feb. 18, 2007 hL 63-68

North Carolina A&T (0-0)

First Meeting

Prairie View (0-0)

First Meeting

Robert Morris (0-0)

First Meeting

Southern Cal (0-0)

First Meeting

Texas-San Antonio (0-0)

First Meeting

Tulane (9-8)

Jan. 29, 1982 nL 64-72
Feb. 25, 1982 nW 62-52
Feb. 26, 1984 aL 64-75
Jan. 10, 1985 hW 104-64
Jan. 13, 1986 aL (OT) 77-89
Jan. 20, 1990 hW 82-59

Mar. 3, 1990 aW 70-53
Jan. 14, 1991 aW 64-54
Feb. 11, 1991 hW 67-41
Feb. 1, 1992 aL 56-59
Feb. 29, 1992 hL 43-63
Jan. 16, 1993 hW 80-57
Feb. 15, 1993 aL 65-79
Jan. 15, 1994 aL 64-75
Feb. 26, 1994 hW 71-65
Jan. 27, 1995 aL 62-72
Feb. 12, 1995 hW 77-65

Virginia (8-28)

Dec. 9, 1976 aL 52-54
Feb. 23, 1977 hL 58-67
Jan. 9, 1978 aL 39-54
Mar. 3, 1978 nL 38-58
Jan. 17, 1979 hL 58-64
Jan. 14, 1980 nL 38-48
Jan. 3, 1981 nL 43-58
Mar. 7, 1981 nL 41-49
Feb. 6, 1982 nW 63-56
Jan. 8, 1983 aL 66-70
Jan. 4, 1984 nL 70-88
Jan. 16, 1985 aL 62-74
Dec. 10, 1985 nL 58-87
Dec. 9, 1986 aL 43-73
Dec. 8, 1987 hL 57-74
Nov. 29, 1988 aL 73-75
Jan. 3, 1989 hL 77-79
Nov. 28, 1990 aL 44-93
Dec. 8, 1992 hL 59-93
Dec. 8, 1993 aL 66-78
Jan. 13, 1995 hW 69-62
Dec. 6, 1995 aL 38-80
Feb. 6, 1997 hL 41-90
Nov. 25, 1997 aL 49-64
Nov. 30, 1998 hW 81-65
Dec. 20, 1999 aL 62-67
Nov. 30, 2000 hW 57-56
Nov. 29, 2001 aL 58-60
Dec. 3, 2002 hW 72-56
Nov. 23, 2003 aW 63-62
Jan. 28, 2005 aL 67-70
Feb. 13, 2005 hL 58-61
Jan. 16, 2006 hL 59-78
Feb. 2, 2006 aW 65-54
Jan. 22, 2007 aW 60-58
Feb. 15, 2007 hL 76-79

Wake Forest (6-3)

Dec. 9, 1978 hL 56-75
Dec. 29, 2003 hW 70-59
Jan. 31, 2005 hW 74-64
Mar. 4, 2005 nL 56-61
Jan. 19, 2006 aL (OT) 71-77
Feb. 26, 2006 hW 76-42
Mar. 2, 2006 nW 73-60
Jan. 2, 2007 hW 74-54
Jan. 18, 2007 aW 74-34

Winston-Salem St. (1-0)


Dec. 28, 2006 hW 43-33

Wofford (0-0)

First Meeting

07-08 BASKETBALL • 141

Virginia Tech has a long, proud tradition of success, including 18 winning seasons, 12 postseason appearances, and nine trips to the NCAA Tournament.



HISTORY & RECORDS



Hokie Hoops History

From a humble beginning more than 30 years ago, Virginia Tech women's basketball has developed into one of the nation's top college programs



Renee Dennis

The Beginnings

Women's basketball at Virginia Tech began in 1970 as a club sport under the direction of coach Ganna Roberts. John Ristroph coached the squad during the 1972-73 season. In 1973, Joe Sgro, a professor at Tech, took over the team until 1976 when John Wetzel was named head coach. The team gained full varsity status beginning with the 1976-77 season.

Tech's Varsity Coaches

The Hokies' first varsity coach was former Tech player and former assistant coach of the NBA's Portland Trail Blazers, John Wetzel. He played on the men's team from 1963-66, and then went on to play pro ball with the Lakers, Suns and Hawks, before coming back to Tech to finish his education and coach the women's squad. In his first and only season, his team recorded a 7-9 record.

Taking over for Wetzel in 1977 was Carolyn Owen, whose team registered an 8-16 mark. In 1978, Carol Alfano came on the scene and in just her second season guided the Tech women to their first winning record. Bonnie Henrickson became the Hokies' fourth head coach in 1997, taking over for Alfano, who served as Tech's coach for 19 seasons.

Beth Dunkenberger became head coach in 2004 and has guided Tech to the postseason in each of her three seasons at the helm. The Hokies received bids to the NCAA Tournament in 2005 and 2006 and advanced to the WNIT Third Round last season.

First Scholarship Players

The first women's basketball player to earn any kind of scholarship was Helena Flannagan in 1977, when she received partial aid. Kim Albany (1978-82), who was recruited by Owen, was Tech's first full scholarship player. Also in 1978, Sis Spriggs received a full grant, and partials went to Donna Cooper, Pauline Landis and Sandy Berry.

Retired Jersey

Renee Dennis' No. 44 jersey was retired at the conclusion of her career in 1987. Dennis, from Bridgeport, Conn., is one of only 14 athletes in Tech athletic history to have his or her jersey retired. She was the first female athlete to receive that honor, and one of only two so far in Hokie history.

The others to have their jerseys retired are head football coach Frank Beamer, football players Cornell Brown, Carroll Dale, Jake Grove, Frank Loria, Jim Pyne, Bruce Smith and Michael Vick, men's basketball stars Dell Curry, Vernell "Bimbo" Coles, Allan Bristow and Ace Custis, baseball coach Chuck Hartman, baseball player Johnny Oates, and volleyball standout Lisa Pikalek.

Professional Players

Dennis played professionally in Australia where she was her division's Player of the Year in 1989-90. Wendy Sanders played professionally in Belgium.

Tere Williams became the first Hokie to be selected in the WNBA Draft, when she was picked in the third round by the Phoenix Mercury. Ieva Kublina was drafted in the third round (31st overall) in the 2004 draft by the Indiana Fever.

At the conclusion of the 2005-06 season, the Hokies' Kerri Gardin was selected in the third round (34th overall) of the WNBA Draft by the Chicago Sky.

Nare Diawara was drafted in the third round (30th overall) of the 2007 WNBA Draft by the San Antonio Silver Stars.

Dawn Chriss, Diawara, Gardin, Kublina and Williams are currently playing professionally in Europe.

Academic Excellence

Christi Osborne was named to the GTE Academic All-America first team in 1994-95 and was a second-team member in 1993-94. Several Hokies have been named to the GTE District III Academic All-America team, including Amy Byrne (1988-89), Christi Osborne (1992-93, 1993-94, 1994-95), Maria Albertsson (1997-98, 1998-99), Amy Wetzel (1998-99, 1999-00) and Sarah Hicks (2001-02). Osborne also was a recipient of the Rawlings Scholarship Award (1994-95).

Best of the Metro

The Virginia Tech women's basketball team won two championships as a member of the Metro Conference. Tech won the 1994 Metro Conference Tournament by knocking off Virginia Commonwealth, UNC Charlotte and Southern Mississippi in succession. The Hokies captured the 1995 Metro regular-season championship with a 10-2 league record.

Atlantic 10 Champs

The Hokies captured the Atlantic-10 Conference Tournament championship in 1998 with a thrilling 66-64 overtime win over host Massachusetts. Virginia Tech won the Atlantic-10 regular-season title in 1998-99 with a 15-1 league record.

National Honors

Williams and Lisa Witherspoon were named as honorable mentions to the 1999 Associated Press All-America teams. In 1995, Jenny Root was an honorable mention selection to the Kodak All-America team. The Women's Basketball News Service named Tere Williams to the 1998 Freshman All-America third team.

All-Atlantic Coast Conference

Kerri Gardin represented Virginia Tech on the All-Atlantic Coast Conference team, earning honorable mention honors during the 2004-05 season. Gardin averaged a double-double against the rest of the league, with 12.2 points per game during ACC play while pulling down 10.1 rebounds a contest. Both were team-highs during the conference slate.

Gardin again earned all-conference honors during the 2005-06 season. She was second on the team in scoring with 12.4 points per game, and she led the league in rebounds per contest, pulling down 10.0 per game.

Kirby Copeland was an honorable mention selection for the 2006-07 season. Copeland led the team in scoring (15.0), assists (146) and steals (68).



Kerri Gardin was a member of the 2006 All-ACC team.

All-BIG EAST Conference

Williams was the first Hokie to be selected for All-BIG EAST honors after being named to the all-conference second team following the 2000-01 season. Ieva Kublina was selected the 2001-02 BIG EAST Most Improved Player and was named to the all-conference second team. Sarah Hicks was a member of the 2001-02 all-conference third team. Kublina became the first Tech player to be named to the All-BIG EAST first team in 2002-03 and Carrie Mason was named to the 2003 BIG EAST All-Rookie team. Kublina was selected to the 2004 All-BIG EAST second team.

All-Atlantic 10 Conference

The Hokies were well represented on the All-Atlantic 10 Conference teams during their five years in the league. Michelle Houseright was the first Virginia Tech player named to the All-Atlantic 10 team in 1996 as a second-team selection and Witherspoon was a second-team pick in 1999. Other Hokies named to the team include Tere Williams, a first-team selection in 1999 and 2000 and a second-team member in 1998; Wetzel, a second-team choice in 1999 and 2000; and Chrystal Starling, a member of the third team in 2000.

All-Metro Conference

In 14 seasons as a Metro Conference member, Virginia Tech placed 12 players on the all-conference team, including Jenny Root, who was honored as the 1994-95 Player of the Year. Hokies named to the first team include Taiqua Brittingham (1984), Dennis (1986, '87), Susan Walvius (1986), Amy Byrne (1989) and Root (1994, '95). Second-team selections include Angie Kelly (1986), Maureen Donovan (1987), Michelle Bain (1988), Amy Byrne (1989), Missy Sallade (1989, '90), Jeni Garber (1991), Lisa Griffith (1992), Christi Osborne (1993, '94, '95) and Jenny Root (1993).

Tournament Stars

Virginia Tech players have left their mark in postseason play through the years. Ieva Kublina was named to the 2003 BIG EAST All-Tournament team and to the 2002 WNIT All-Tournament team. Tere Williams (1998) and Amy Wetzel (1999) were named to the All-Atlantic 10 Tournament team, as was Houseright (1998). Osborne was a three-time member of the All-Metro Tournament team (1992, '93, '94) and was selected as the 1994 Most Valuable Player. Two-time All-Metro tournament members include Taiqua Brittingham (1983-84), Dennis (1986-87), Jeni Garber (1988-89) and Sue Logsdon (1993-94).

Freshman Phenoms

Freshmen have made an immediate impact on the women's basketball program through the years. After the 2002-2003 season, Carrie Mason was named as an Honorable Mention selection to the WomensCollegeHoops.com All-American Freshman team and was a member of the BIG



Jenny Root was the 1995 Metro Conference Player of the Year

EAST All-Rookie Team. Williams was named to the 1998 Women's Basketball News Service Freshman All-American third team as well as being named Atlantic 10 Co-Rookie of the Year. Virginia Tech placed one player on the Atlantic 10 All-Rookie team in each of its five seasons in the league. Three Hokies, Garber (1988-89), Logsdon (1990-91) and Osborne (1991-92), were named to the Metro Conference All-Rookie team.

1,000-Point Club

Twenty Virginia Tech women's basketball players have reached the 1,000-point plateau, with the most recent being Copeland, who joined the club during the 2006-07 season. Dennis, Tech's all-time leading scorer, totalled 1,791 points during her Tech career. Other Hokies who have reached the 1,000-point plateau are: Tere Williams (1,750), Ieva Kublina (1,647), Jenny Root (1,582), Christi Osborne (1,500), Amy Wetzel (1,444), Carrie Mason (1,369), Chrystal Starling (1,340), Amy Byrne (1,291), Susan Walvius (1,161), Robin Lee (1,147), Dawn Chriss (1,121), Erin Gibson (1,117), Michelle Houseright (1,112), Kirby Copeland (1,094), Sarah Hicks (1,092), Angie Kelly (1,092), Michelle Bain (1,068), Kerri Gardin (1,061) and Lisa Griffith (1,033).

Postseason Appearances

1994 NCAA

• Virginia Tech had a 24-5 record and captured the Metro Conference Tournament title and advanced to the Hokies' first NCAA Tournament. Tech was seeded eighth in the East Region and played host to Auburn in a first-round game at Cassell Coliseum. Auburn, on the strength of 24 points and 12 rebounds from Danielette Coleman, defeated the Hokies, 60-51. Tech guard Christi Osborne led the Hokies with 22 points and seven rebounds.

1995 NCAA

• Tech kept up its success by claiming the Metro Conference regular-season championship with a 21-8 record. The Hokies, again seeded eighth in the East Region, faced St. Joseph's in the first round at the University of Connecticut's Gampel Pavilion. The Hokies downed the Hawks, 62-52, behind 18 points from Christi Osborne. The Hokies' second-round opponent, UConn, ended up as the 1995 NCAA champion. Guard Jennifer Rizzotti burned the Hokies for 20 points as the Huskies advanced, 91-45.

1998 NCAA

• With former Tech assistant coach Bonnie Henrickson back in Blacksburg as the head coach, the Hokies posted their third trip to the NCAA Tournament in five years. Tech traveled to Gainesville, Fla., as the No. 11 seed in the NCAA West Region. The Hokies, behind a record-breaking performance from guard Amy Wetzel, surprised sixth-seeded Wisconsin, which was ranked No. 23 at the time, 75-64. Wetzel set a Tech record and tied an NCAA West Region free throw mark by converting 16 free throws for a career-high 28 points. The Hokies, however, would bow out after round two as host Florida, ranked No. 12, won 89-57. Wetzel again led all scorers with 24 points.

1999 NCAA

• The Hokies used the 1999 season to establish themselves as one of the nation's elite programs. Henrickson led Tech to a school-record 28-3 finish, including a 15-1 Atlantic 10 mark. Cassell Coliseum was the site for NCAA First- and Second- Round games. The Hokies dispatched Saint Peter's, 73-48, before defeating Auburn, 76-61, to earn the program's first Sweet 16 appearance. Tech traveled to Greensboro, N.C., to face second-ranked Tennessee in the NCAA East Regional. Behind 27 points from national player of the year Chamique Holdsclaw, the Volunteers eliminated Tech, 68-52, to advance.

2000 WNIT

• Virginia Tech posted its third consecutive 20-win season under Henrickson. The Hokies




Carrie Mason answers questions at the 2006 NCAA tournament in University Park, Pa.

posted a 20-11 record and made their first appearance in the Women's National Invitational Tournament. Cassell Coliseum was the site of the first-round matchup against Georgia State. The Hokies used a 12-3 run midway through the second half to break open a close contest and went on to win 80-56. Maryland was the WNIT Sweet 16 opponent two days later and the two teams battled into overtime. The Terrapins used a 10-2 run in the last 3:11 of the extra session to eliminate the Hokies, 68-60.

2001 NCAA

• Tech received an at-large bid to the NCAA Midwest Regional as a No. 7 seed. The Hokies had compiled a 21-8 record entering the tournament in their first season in the BIG EAST Conference. Tech finished fourth in the league with an 11-5 record and advanced to the tournament semifinals before being eliminated by eventual national champion, Notre Dame.

Tech's fourth consecutive postseason appearance, and third invitation to the NCAA Tournament in the past four seasons, began with a resounding 77-57 victory over Denver in the first round at Lubbock, Texas. Chrystal Starling led five Hokies in double figures with 20 points as Tech shot 55.3 percent from the field. In the second round, Tech faced Texas Tech on the Lady Raiders' home floor in front of 12,161. The Hokies played a great first half and took a 25-18 lead into the locker room at the intermission. The Lady Raiders, however, exploded in the second half, shooting 63.0 percent and scoring 55 points to defeat the Hokies 73-52.



Tere Williams and the Hokies won a first round game in the 2001 NCAA Tournament before losing to Texas Tech in Lubbock, Texas.



Crystal Starling scored 20 points in the Hokies' 2001 NCAA victory over Denver

2002 WNIT

• Virginia Tech received an invitation to the WNIT, which marked the Hokies' second venture to the tournament and their most successful to date.

The Hokies compiled an 18-10 record entering the WNIT after posting a 15-2 record at one point in the season, the second-best start to a season in the program's history. The two losses were by a total of three points.

Tech's four-game WNIT run, all in the Cassell, opened with a tight 51-45 win over UNC Greensboro.

The second-round contest was a renewal of the rivalry with former A-10 George Washington. Trailing 32-27 at the half, Tech played one of its best halves of the year to win 68-52.

Vermont was the Hokies' quarterfinal opponent, and the night belonged to senior Sarah Hicks who had 22 points, including four treys. Kublina added 13 points and nine boards as Tech won 76-48.

Tech's run in the tournament ended in a thrilling 77-72 overtime loss to Houston in front of 5,409 Hokie faithful. Kublina erupted for a career-high 32 points, which was the fourth-highest single-game total by a Tech player. For her efforts, Kublina was named to the all-tournament team.

2003 NCAA

• Tech made its sixth consecutive postseason appearance following a 21-9 regular season. The Hokies, who lost in the BIG EAST Tournament semifinals to eventual national champion Connecticut, were seeded seventh in the East Regional at West Lafayette, Ind. Freshman Carrie Mason hit a running layup with 1.1 seconds remaining to give Tech a 61-59 win over Georgia Tech. Ieva Kublina led the way with 18 points, followed by Crystal Starling's 15-point effort. In the second round, the Hokies faced No. 10 Purdue on the Boilermakers' home floor. Despite shooting 54.9 percent from the field, Tech fell 80-62 as the Boilermakers nailed eight three-point shots and forced 20 turnovers.

2004 NCAA

• Tech made its seventh consecutive postseason appearance and seventh NCAA Tournament in the past 11 seasons following a 22-8 regular season in its final season as a member of the BIG EAST Conference. The Hokies, who lost in the BIG EAST Tournament quarterfinals to eventual national champion Connecticut, were seeded eighth in the East Regional and hosted the first two rounds in Cassell Coliseum. Ieva Kublina scored 26 points to lead the hot-shooting Hokies to an 89-76 first-round win over Iowa. Tech built a 40-27 halftime lead by connecting on 51.7 percent from the field and shot a sizzling 67 percent (20-30) in the second half. In addition to Kublina's outburst, Carrie Mason followed with 19 points, including two treys.

The Hokies matched up with the region's top seed and fifth-ranked Penn State in the second round. After leading 28-25 at the half, Tech saw the Lady Lions put together a 27-5 outburst in the second half to eliminate the Hokies, 61-48, before 7,128 fans, the eighth-largest crowd for a women's contest in Blacksburg. Mason and Kublina again led the way with 16 and 15 points, respectively.

2005 NCAA

• Virginia Tech made its eighth consecutive postseason appearance and eighth NCAA Tournament in the past 12 seasons following a 17-10 regular season. The Hokies, who lost to Wake Forest in the ACC Tournament, received an at-large bid as the No. 12 seed in the College Park, Md., Regional. Dawn Chriss netted 20 points, but Tech could not overcome a 17-point first-half deficit, falling 79-78 in front of 3,745 fans to No. 16 DePaul. In addition to Chriss' 20, Kirby Copeland, Erin Gibson and Kerri Garden all reached double figures.

2006 NCAA

• Virginia Tech made its ninth consecutive postseason appearance and ninth NCAA Tournament in the past 13 seasons following a 19-10 regular season. The Hokies posted their first-ever ACC Tournament win, defeating Wake Forest, before falling to Duke in the quarterfinals. Tech earned an at-large bid as the No. 7 seed in the University Park, Pa., Regional.

The Hokies had five players in double figures in the opening round, helping them knock off No. 10 seed Missouri, 82-51. Tech then fell to the No. 2 seed, Connecticut Huskies, 79-56. Dawn Chriss and Kerri Gardin each posted a team-high 16 points while Carrie Mason chipped in 13.

2007 WNIT

• Virginia Tech made it 10 in a row in the postseason with a bid to the WNIT following an 18-15 regular season. After receiving a first-round bye, Tech hosted Western Carolina and used a strong defensive performance in the second half to pull away to a 74-64 victory. A career-high 24 points from Britney Anderson proved to be not enough as the Hokies fell at home to Auburn, 81-74, in the third round.



Ieva Kublina led Tech with 26 points against Iowa in the 2004 NCAA tournament

Big Victories for Tech

Virginia Tech's Wins Over Nationally-Ranked Teams

• In 1984, Tech shocked No. 20 North Carolina, 74-73, behind Renee Dennis' 17 points.

• In 1984, the Hokies defeated No. 16 Louisiana State, 86-77, in the Marriott-Converse Christmas Classic in Blacksburg.

• One of the biggest wins in Tech women's basketball history came in 1985 when Tech upset No. 5 Old Dominion, 73-72. It was the first win over the Lady Monarchs in 11 games.

• In 1987, the Hokies upended 16th-ranked James Madison, 63-61, behind a 16-point, 13-rebound performance from freshman Amy Byrne.

• In the middle of what was then the longest winning streak in school history, the Hokies upset No. 13 South Carolina in 1987 in Blacksburg, 63-59. Amy Byrne led the Hokies with 16 points and 12 rebounds.

• Virginia Tech upset No. 18 Southern Mississippi, 60-59, in a Cassell Coliseum barn-burner on Feb. 28, 1994. Guard Lisa Leftwich, who led Tech with 18 points, hit a key finger roll with 42 seconds remaining.

• In one of the biggest games in the program's history, Tech defeated No. 19 Southern Mississippi in the final of the 1994 Metro Conference

Tournament, 83-76. The win gave Tech its first Metro Tournament title and sent the Hokies to the NCAA Tournament for the first time in their history.


• The Hokies knocked off No. 9 Virginia, 69-62, in Cassell Coliseum on Jan. 13, 1995. The win propelled Virginia Tech into the national rankings for the first time. Christi Osborne, Angela Donnell, Jenny Root and Terri Garland all scored in double figures for the Hokies.

• Tech downed No. 24 Wisconsin, 75-64, in the first round of the 1998 NCAA Regional in Gainesville, Fla. Guard Amy Wetzel converted a school record 16-of-17 free-throw attempts and scored 28 points to pace the Hokies.

• The Hokies travelled to "Tobacco Road" on Nov. 17, 1998, to knock off sixth-ranked and

eventual national runner-up Duke, 72-70, at Cameron Indoor Stadium. An injured Kim Seaver came off the bench to lead Tech with 14 points and nine rebounds.

• Tech defeated in-state rival and 17th-ranked Virginia, 81-65, on Nov. 30, 1998, at Cassell Coliseum. Tere Williams recorded her second



The Hokies thank their fans following a win over Missouri in the 2006 College Park, Pa., NCAA Regional



The Hokies celebrate a 1998 win over No. 6 Duke at Cameron Indoor Stadium.



Amy Wetzel hits the game-winner over No. 17 UVa in 2000.

straight double-double of the season with 21 points and 10 rebounds.

- On Nov. 30, 2000, Amy Wetzel hit a running 10-footer off the glass with 3.7 seconds remaining to give the Hokies a 57-56 win over 17th-ranked Virginia. The win marked the second consecutive time the Hokies had beaten the Cavaliers in Cassell Coliseum.

- Virginia Tech used a 13-0 run over the final five minutes to pick up a come-from-behind 65-59 win over No. 24 Villanova on Jan. 23, 2001. Tere Williams led Tech with 22 points followed by Amy Wetzel with 18.

- The Hokies made an impressive debut in the BIG EAST Tournament on Mar. 4, 2001, as they knocked off 23rd-ranked Villanova for the second time during the 2000-01 season with a 73-67 win in the tournament quarterfinals in Storrs, Conn. Chrystal Starling came off the bench to lead Tech with 21 points while Williams chipped in with 20.

- On Nov. 19, 2001, Tech used a stingy defense and clutch free-throw shooting in the closing seconds to defeat No. 16 Old Dominion 68-62. The Hokies held the Monarchs to only 37.7 percent from the field. Chrystal Starling led Tech with 20 points, while Sarah Hicks added 14.

- The Hokies put together one of their best performances of the season on Jan. 9, 2002, with a 72-53 win over 24th-ranked Boston College.

Tech shot a sizzling 59.1 percent from the field while holding the Eagles to only 31.1 percent. Ieva Kublina led the way with 19 points, 11 rebounds and five blocks while Chrystal Starling also contributed 19 points.

- Chrystal Starling, second in career free-throw and field-goal percentage, came through in the clutch on Jan. 22, 2003, in Tech's 66-64 overtime win over No. 23 Rutgers. She was fouled with 1.2 seconds remaining in overtime and the senior calmly drained both free throws for the victory. Starling led Tech with 21 points, 16 of which came in the second half and overtime.

- The Hokies used long-range shooting to pull off a 74-70, overtime victory against 23rd-ranked Boston College on Mar. 9, 2003, in the BIG EAST quarterfinals. After forcing the extra period with some clutch free-throw shooting, Tech nailed three treys in the extra session to seal the win. Kublina registered 20 points, including two three-point baskets, while Starling added 18 and Dawn Chriss chipped in with 14 points.

- Tech proved there is a first time for everything as the Hokies defeated 24th-ranked Virginia 63-62 on Nov. 23, 2003, for their first win in Charlottesville as a varsity team. The Hokies survived a furious Cavalier rally in the second half after leading by as many as 14 points. UVa had two game-winning attempts in the final five seconds that missed their mark and gave Tech its historic win. Carrie Mason led the way with 18 points, including three treys.

- Virginia Tech jumped out to an early 27-9 lead and never looked back in a 63-50 win over No. 19/24 Villanova on Jan. 14, 2004. Tech dominated the boards, holding a commanding 39-24 advantage, and shot 51.1 percent from the field. Kerri Gardin and Dawn Chriss led a balanced attack with 14 and 12 points respectively.

- Tech placed five players in double figures in cruising to a 80-64 win over 24th-ranked Boston College on Jan. 24, 2004. After trailing 33-31 at the half, the Hokies exploded for 49 second-half points, securing the win. Ieva Kublina led the way with 17 points, followed by Carrie Mason with 16. Erin Gibson and sophomore Dawn Chriss had 14 each and Kerri Gardin added 13.

- The Hokies stunned No. 12 Texas Tech in Las Vegas, 71-70, in overtime on Dec. 19, 2004. After trailing by eight in the first half, Tech tallied 41 points in the second half and shot 60 percent in overtime for the victory. Carrie Mason had 12 points, while Erin Gibson and Nare Diawara each hit for 11.

- Tech closed out its final regular-season away game with an 87-79 upset of No. 22/23 Maryland on Feb. 24, 2005. The Hokies connected on 54 percent of their attempts in the game, while holding the Terps to 46 percent from the floor. Tech netted 48 points in the first half en route to a nine-point halftime lead. Kerri Gardin posted



Ieva Kublina scores against Villanova in 2004.

a double-double with 19 points and 12 rebounds while Dawn Chriss also tallied a team-high 19 points in the win.

- On Jan. 8, 2006, the 25th-ranked Virginia Tech Hokies upended No. 19 Boston College, 67-62, in Blacksburg, Va. The Hokies rallied in the second half, outscoring their counterparts by 11 in the final 20 minutes for the win. Tech's defense stymied the Eagles, forcing them into 30 turnovers in the first ACC match-up of former BIG EAST foes.



Dawn Chriss had 19 points in win over nationally-ranked Maryland

Milestone Wins

Virginia Tech's 250th win was one of the biggest in its history, as the Hokies knocked off Southern Mississippi in the final game of the 1994 Metro Conference Tournament to earn the program's first bid to the NCAA Tournament.



First Varsity Win

The Virginia Tech women's basketball team earned its first win as a varsity sport by defeating Bridgewater College, 59-55, on Dec. 14, 1976. The Hokies, who overcame a five-point deficit, outscored the Eagles by nine points down the stretch to clinch the win. Sophomore Gail Kelley led the way with 17 points, followed by Karen Garbis' 13.

50th Win

Tech's 50th win came on Jan. 28, 1981, against James Madison. Sis Spriggs was one of three Hokies in double figures with 15 points as Tech downed the Dukes, 66-58. Also in double figures were Tammie Edwards with 13 and Maureen Corrigan, who had 10 points as well as 10 rebounds.

100th Win

The Hokies hit the century mark by upsetting nationally-ranked North Carolina, 74-73, in a thriller at Roanoke, Va., on Dec. 1, 1984. Tech was paced by Renee Dennis' 17-point performance, but a number of players shined in the upset victory. Susan Walvius, a 6-2 center, added 16 points and five rebounds, guard Angie Kelly chipped in 15 points and guard Maureen Donovan contributed seven points and six rebounds.

150th Win

Tech registered win No. 150 on Jan. 16, 1988, when it squeaked past Louisville in Blacksburg, 68-67. Keying the victory was center Michelle Bain, who tallied 19 points and nine rebounds, while forward Wendy Sanders pumped in 16 points. Point guard Denise Kayajian had a career-high (at the time) eight assists to go along with nine points against the Lady Cardinals.

200th Win

Tech won its 200th game on Dec. 30, 1991, in the final of the 1991 Diamond Club Classic when it downed UNC Greensboro 84-65 in Cassell

Coliseum. Phyllis Tonkin scored 20 points and grabbed nine rebounds to lead the Tech women. Lisa Griffith kicked in 17 points while Dayna Sonovick had nine rebounds and six assists.

250th Win

The Hokies won their 250th career game on Mar. 9, by knocking off 19th-ranked Southern Mississippi, 83-76, in the final of the 1994 Metro Conference Tournament in Biloxi, Miss. Southern Miss was the tournament's top seed. Christi Osborne led the way with 19 points while Sue Logsdon had 18, Lisa Leftwich pitched in with 17 and Jenny Root contributed 14.

300th Win

Tech posted its 300th win in the program's history on Jan. 2, 1998, in an 84-60 win over Rhode Island in the Hokies' 1997-98 conference opener. The Cassell Coliseum crowd witnessed an outstanding performance from guard Amy Wetzel, who finished with 14 points and three steals. The win also marked Bonnie Henrickson's first Atlantic-10 Conference win as a head coach.

350th Win

Tech picked up win No. 350 on Jan. 6, 2000, when it coasted to a 81-38 win over Rhode Island. The victory also was Tech's 200th in Cassell Coliseum. The Hokies opened the game on a 12-0 run and cruised to a 42-16 halftime lead. The Hokies placed five players in double figures led by Nicole Jones, Kim Seaver, Chrystal Starling and Tere Williams with 12 points each. Tech outrebounded the Rams 44-24 and blocked seven shots in the victory.

400th Win

The Hokies recorded win No. 400 on Jan. 19, 2002, with a 69-50 win over St. John's. Tech jumped out to a 39-20 halftime lead and cruised to the victory behind 16 points from Chrystal Starling along with Nicole Jones' 12 points and Sarah Hick's 11. The Hokies held the Red Storm to


only 30.8 percent from the field while Tech shot a sizzling 64.0 percent in the first half.

450th Win

Win No. 450 on March 6, 2004 did not come easy as Tech found itself trailing Georgetown 40-28 early in the second half of the 2004 BIG EAST Championship first-round contest. The Hokies cut the deficit to six points, 43-37, then ripped off 17 unanswered points and went on to a 56-47 victory. Tech outscored Georgetown 28-7 over the final 14 minutes of the contest. Carrie Mason and Kerri Gardin led the comeback with 14 points each.

500th Win

The Hokies received strong performances from center Nare Diawara and forward Brittany Cook to defeat UNC Greensboro, 56-45, and record the 500th victory in the program's history on Jan. 10, 2007. Diawara recorded a double-double with 18 points and 12 rebounds while Cook contributed 12 points and seven rebounds.



Nare Diawara helped the Hokies to win No. 500 against UNC Greensboro in 2007.



Conference Timeline

- Feb. 25-26, 1921 - Tech, under the leadership of athletics director C.P. "Sally" Miles, joined the Southern Intercollegiate Conference as a charter member. Other members included Alabama, Alabama Polytechnic Institute (Auburn), Clemson, Georgia, Georgia School of Technology (Georgia Tech), Kentucky, Maryland, Mississippi Agricultural and Mechanical College (Mississippi State), North Carolina, North Carolina State, Tennessee, Virginia and Washington and Lee. In 1922, Louisiana State, Mississippi, South Carolina, Vanderbilt and Tulane joined the conference.

- December 1923 - The name of the conference was officially changed to the Southern Conference. Also, conference officials added the University of the South to the conference. The following year, VMI joined the conference, and, in 1929, Duke joined.

- 1932 - It was agreed that the 13 southern-most members should form a separate conference. The Southeastern Conference, thus, was formed with Alabama, Auburn, Florida, Georgia, Georgia Tech, Kentucky, LSU, Mississippi, Mississippi State, Sewanee, Tennessee, Tulane and Vanderbilt as the members.

- 1953 - Seven colleges withdrew to form the Atlantic Coast Conference: Clemson, Duke, North Carolina, North Carolina State, Maryland, South Carolina and Wake Forest College.

- June 1965 - Tech withdrew from the Southern Conference.

- July 1965-May 1978 - Tech competed as an independent in virtually every varsity sport.

- May 1978 - Tech ended its 13-year status as a major independent by accepting a bid to join the Metropolitan Collegiate Athletic Conference (a.k.a. the Metro) for all sports except football.

The Hokies joined Cincinnati, Florida State, Louisville, Memphis State, St. Louis and Tulane in the Metro, which was founded in 1975.

"Affiliation with the Metro Conference is beneficial from the standpoint of scheduling, national identity and postseason activity," Tech president William Lavery said. "It will provide us with national exposure and television coverage, as well as improve the basketball schedule and bring good teams to Blacksburg."

- Feb. 5, 1991 - After 26 years as a football independent, Tech officially accepted a bid to join the newly-created BIG EAST Football Conference. Tech joined Miami, Syracuse, Boston College, Pittsburgh, West Virginia, Temple and Rutgers as charter members of the conference.

- January 1995 - Five Metro members - UNC Charlotte, Tulane, Louisville, Southern Miss and South Florida - voted Tech and Virginia Commonwealth out of the league. At the time, those schools were planning merger with other Midwestern schools (hence, the birth of Conference USA) and the Hokies and Rams were not interested in such a merger. As a result, those five league members decided to vote them out of the league.

- Feb. 3, 1995 - Tech, VCU and the Metro agreed to a \$2.27 million settlement which the Hokies and Rams split. A portion of conference revenue was going to be withheld from the two schools, but this settlement put an end to the issue.

- Two weeks later, 1995 - Tech joined the Atlantic 10 Conference for all sports except football, which was in the BIG EAST, and wrestling, which was in the Colonial. (Tech wrestling later began competition in the Eastern Wrestling League in 1997.)

Tech AD Dave Braine picked the Atlantic 10 over the Colonial because of three factors.

"No. 1 was Northeast exposure," Braine told Bill Roth in the Feb. 17 issue of The Hokie Huddler. "No. 2 were the basketball rankings of the Atlantic 10 and the high level of play in the league. And No. 3, most of our out-of-state students are from the Northeast."

- June 24, 1999 - Tech received a proposal from the BIG EAST Conference, inviting the school to join the conference for all sports.

- July 20, 1999 - Tech submitted a counterproposal, addressing financial issues that the school had with the original proposal. BIG EAST athletic directors addressed those concerns at the athletics directors' meetings in mid-July and submitted the proposal to each school's respective president for a vote.

- Aug. 24, 1999 - Tech and the BIG EAST announced that the Hokies would join the conference for all sports beginning in 2001-02.

"Virginia Tech is thrilled to become a full member of the BIG EAST Conference and looks forward to its academic and athletic associations with the entire conference membership," Tech president Paul Torgersen said.

- November 2, 1999 - BIG EAST Conference presidents voted to advance Virginia Tech's participation as a full member to July 1, 2000.

- June 18, 2003 - In a surprise move, presidents of Atlantic Coast Conference schools privately dropped a plan to invite Miami, Boston

College and Syracuse; and instead voted on inviting Virginia Tech and Miami. This came after five weeks of negotiations with the other three schools for ACC invitations.

- June 19, 2003 - Responding to speculation that Virginia Tech has been invited to join the ACC, the university issued a release stating that no offer had been extended officially or unofficially.

- June 24, 2003 - Presidents of Atlantic Coast Conference schools held a teleconference and voted to begin the official process of offering invitations to Virginia Tech and Miami.

- June 25, 2003 - Atlantic Coast Conference officials made an official site visit to Virginia Tech, which the Hokies passed with flying colors. This was the final step before an official invitation could be extended.


- June 27, 2003 - Virginia Tech President Charles Steger announced that the Hokies had officially accepted the ACC's invitation to join the conference.

"Today we have received the formal offer of membership, which we will accept," Steger said. "We know that this affiliation will be good for our students, athletes, fans and communities for many years to come."


- July 1, 2003 - Virginia Tech and Miami were officially introduced as the 10th and 11th members of the Atlantic Coast Conference at a press conference in Greensboro, N.C.

"I'm excited for our fans and our constituency," athletics director Jim Weaver said. "This membership is something that the fan base and alumni and friends of Virginia Tech have wanted for a long time. It's home for us. We've had prior relationships with these institutions for many years and this is something our fans are excited about. I'm happy for them, for our coaches and for our student-athletes."

- July 1, 2004 - The Hokies officially joined the ACC on July 1, 2004 and began play in the 2004-05 academic year in all sports.



Individual Records



*Renee
Dennis*

Most Points

Game: 34, Renee Dennis vs. Memphis State, 2/7/87

Season: 561, Amy Byrne, 1989-90

ACC Game: 33, Dawn Chriss at Florida State, 2/19/05

ACC Season: 212, Kirby Copeland, 2006-07

ACC Tourn. Game: 19 Kirby Copeland vs. Boston College, 3/1/07

Highest Scoring Average

Season: 20.0, Amy Byrne, 1989-90

ACC Season: 15.1, Kirby Copeland, 2006-07

Most Field Goal Attempts

Game: 30, Renee Dennis vs. Memphis State, 2/7/87

Season: 472, Renee Dennis, 1986-87

ACC Game: 20, Kerri Gardin at Wake Forest, 1/19/06

ACC Season: 200, Kirby Copeland, 2006-07

ACC Tourn. Game: 20, Kirby Copeland vs. Boston College, 3/1/07

Most Field Goals Made

Game: 14, Renee Dennis vs. Florida State, 1/3/87, and vs. Memphis State, 2/7/87, and Dawn Chriss at Florida State, 2/19/05

Season: 212, Renee Dennis, 1986-87


ACC Game: 14, Dawn Chriss at Florida State, 2/19/05

ACC Season: 86, Kirby Copeland, 2006-07

ACC Tourn. Game: 9, Dawn Chriss vs. Wake Forest, 3/4/05 and vs. Wake Forest, 3/2/06

Most Three-Point Field Goal Attempts

Game: 15, Jeni Garber vs. South Carolina 2/16/91, and Sarah Hicks vs. Duke, 12/08/99



*Jeni
Garber*

Season: 224, Jeni Garber, 1990-91

ACC Game: 10, Carrie Mason at Miami, 1/29/06

ACC Season: 65, Carrie Mason, 2005-06

ACC Tourn. Game: 7, Carrie Mason vs. Wake Forest, 3/2/06

Most Three-Point Field Goals Made

Game: 8, Jeni Garber vs. South Carolina, 2/16/91

Season: 70, Jeni Garber, 1990-91

ACC Game: 6, Carrie Mason at Florida State, 2/13/06

ACC Season: 33, Carrie Mason, 2005-06

ACC Tourn. Game: 3, Carrie Mason vs. Wake Forest, 3/2/06

Most Consecutive Games Scoring a Three-Pointer

Career: 18, Jeni Garber, 1988-91

ACC Career: 10, Carrie Mason, 2004-05, 2005-06

Best Field-Goal Percentage

Game: 1.000 (9-9), Amy Byrne vs. Kentucky, 2-19-89, Megan Finnerty (5-5) vs. Wake Forest, 1/31/05, Kerri Gardin (6-6) vs. Western Michigan, 12/19/05, and Amber Hall (6-6) vs. Tennessee Tech, 11/25/06

Season: 60.2 (192-319), Tere Williams, 1998-99 (min. 200 attempts)


ACC Game: 100.0 (5-5), Megan Finnerty vs. Wake Forest, 1/31/05 (min. 5 made)

ACC Season: 50.9 (84-165), Britney Anderson, 2004-05 (min. 150 attempts)

ACC Tourn. Game: 75.0 (9-12) Dawn Chriss vs. Wake Forest, 3/2/05 (min. 5 made)

Most Free Throws Attempted

Game: 17, Robin Lee vs. Florida State, 1/16/82, Christi Osborne vs. Oklahoma



*Dawn
Chriss*

State, 12/20/94 and Amy Wetzel vs. Wisconsin, 3/14/98

Season: 203, Amy Byrne, 1989-90 and Amy Wetzel, 1998-99

ACC Game: 12, Kerri Gardin vs. Maryland, 1/23/06

ACC Season: 63, Dawn Chriss, 2004-05

ACC Tourn. Game: 9, Nare Diawara vs. Boston College, 3/1/07, and vs. North Carolina, 3/2/07

Most Free Throws Made

Game: 16, Amy Wetzel vs. Wisconsin, 3/14/98

Season: 153, Amy Wetzel, 1998-99

ACC Game: 9, Nare Diawara at Virginia, 1/22/07

ACC Season: 50, Dawn Chriss, 2004-05, and Nare Diawara, 2006-07

ACC Tourn. Game: 9, Nare Diawara vs. North Carolina, 3/2/07

Best Free-Throw Percentage

Game: 1.000 (13-13), Sue Logsdon vs. William & Mary, 1/2/91, (11-11), Christi Osborne vs. Va. Commonwealth, 2/1/94, and Ieva Kublina, 2/9/03 vs. Notre Dame, (9-9), Nare Diawara vs. North Carolina, 3/2/07, (8-8) Dawn Chriss at Virginia, 1/28/05, (8-8)

Season: .889 (72-81), Sue Logsdon, 1990-91

ACC Game: 1.000 (8-8) Dawn Chriss at Virginia, 1/28/05, (7-7) Carrie Mason at Florida State, 2/13/06, (8-8) Nare Diawara vs. Miami, 1/25/07, (5-5) Kirby Copeland vs. Boston College, 1/8/06

ACC Season: 89.3 (25-28), Brittany Cook, 2006-07

ACC Tourn. Game: 1.000 (9-9) Nare Diawara vs. North Carolina, 3/2/07, (7-7), Kerri Gardin vs. Wake Forest, 3/4/05, (6-6), Dawn Chriss vs. Wake Forest, 3/2/06



Most Consecutive Free Throws Made

Season: 38, Christi Osborne, 1993-94
ACC Season: 19, Brittany Cook, 2006-07

Most Rebounds

Game: 21, Karen Garbis vs. James Madison, 2/16/78, Nicole Jones vs. Hampton, 12/29/99, Kerri Gardin vs. Virginia, 2/13/05
Season: 289, Kerri Gardin, 2005-06
ACC Game: 21, Kerri Gardin vs. Virginia, 2/13/05
ACC Season: 141, Kerri Gardin 2004-05
ACC Tour. Game: 15, Kerri Gardin vs. Duke, 3/3/06

Best Rebounding Average

Season: 10.0, Kerri Gardin, 2005-06
ACC Season: 10.1, Kerri Gardin, 2004-05

Most Steals

Game: 9, Taiqua Brittingham vs. Northwestern, 12/22/83
Season: 86, Lisa Witherspoon, 1998-99
ACC Game: 7, Kerri Gardin vs. Duke, 2/6/06
ACC Season: 36, Kerri Gardin, 2005-06
ACC Tour. Game: 6, Kirby Copeland vs. Duke, 3/3/06

Most Assists

Game: 13, Lisa Leftwich vs. Virginia Commonwealth, 2/8/92 and Lisa Witherspoon vs. Dayton, 1/4/99; and vs. Xavier, 2/28/99
Season: 246, Lisa Witherspoon, 1998-99
ACC Game: 9, Carrie Mason at Maryland, 2/24/05, Kirby Copeland vs. Miami, 1/25/07
ACC Season: 46, Carrie Mason, 2004-05
ACC Tour. Game: 6, Kirby Copeland vs. North Carolina, 3/2/07

Most Blocked Shots

Game: 9, Susan Walvius vs. Florida State, 1/4/86, vs. Virginia, 12/10/85, and vs. Marshall, 2/12/85
Season: 93, Susan Walvius, 1985-86
ACC Game: 4, Kerri Gardin vs. Florida State, 1/24/05, Erin Gibson at Miami, 2/6/05, Nare Diawara at Georgia Tech, 2/19/06 and vs. Duke, 1/07/07
ACC Season: 23, Nare Diawara, 2006-07
ACC Tour. Game: 2, Nare Diawara vs. Boston College, 3/1/07

Most Minutes Played

Game: 54, Amy Wetzel vs. Dayton, 2/27/99 (3 OT) and Katie O'Connor vs. Dayton, 2/27/99, (3 OT)
Season: 1,110, Carrie Mason, 2003-04
ACC Game: 50, Carrie Mason vs. Florida State, 2/19/05, (30T)
ACC Season: 482, Carrie Mason, 2004-05
ACC Tour. Game: 38, Brittany Cook vs. Boston College, 3/1/07

Consecutive Double-Figure Scoring Games

Season: 28, Amy Byrne, 1989-90
Career: 38, Amy Byrne
ACC Season: 7, Kirby Copeland, 2006-07
ACC Career: 7, Kirby Copeland, 2006-07

Individual Career Records

Most Points.....	1,791, Renee Dennis, 115 games, 1983-87
Best Scoring Average.....	15.6, Renee Dennis, 115 games, 1983-87
Most Field Goals Attempted.....	1,461, Renee Dennis, 115 games, 1983-87
Most Field Goals Made.....	694, Tere Williams, 118 games, 1997-01
Best Field-Goal Percentage.....	.550, Tere Williams, 118 games, 1997-01
Most Free Throw Attempts.....	638, Renee Dennis, 115 games, 1983-87
Most Free Throws Made.....	489, Amy Wetzel, 129 games, 1996-01
Best Free-Throw Percentage.....	.829, Christi Osborne, 117 games, 1991-95
Most Rebounds.....	853, Tere Williams, 118 games, 1997-01
Best Rebounding Average.....	7.2, Tere Williams, 118 games, 1997-01
Most Assists.....	635, Lisa Witherspoon, 112 games, 1996-99
Most Steals.....	252, Taiqua Brittingham, 105 games, 1981-85
Most Blocked Shots.....	257, Ieva Kublina, 126 games, 2000-04
Most Games Played.....	129, Amy Wetzel, 1996-01
Most Games Started.....	121, Carrie Mason, 2002-06
Most Minutes Played.....	4,179, Carrie Mason, 2002-06



Ieva Kublina set the Virginia Tech career blocked-shot record with this rejection against Liberty.


Team Records



Michelle Bain scored 20 of the school-record 117 points the Hokies scored against Mercer in 1987.



Dawn Chriss scored 19 points to contribute to the Hokies biggest output on the road in the ACC, a record 87 points in this 2005 win at Maryland.



Kerri Gardin led Tech with 19 points in its record 65-point win over Southern Miss in 2004.

Most Points

Game: 117 vs. Mercer, 2/16/87
Season: 2,293, 30 games, 1983-84
ACC Game: 90 vs. Miami, 2/27/05
ACC Season: 1,044, 14 games, 2004-05
ACC Tourn. Game: 73 vs. Wake Forest, 3/2/06

Most Points, Both Teams

Game: 201 (VT 117 vs. Mercer 84), 2/16/87;
 201 (VT 103 vs. Dayton 98), 1/18/97
ACC Game: 177 (VT 83 at Florida State 94),
 2/19/05
ACC Tourn. Game: 150
 (VT 60 vs. North Carolina 90), 3/2/07

Most Points, Home Floor

Game: 105 vs. Southern Mississippi, 12/28/04
ACC Game: 90 vs. Miami, 2/27/05

Most Points, Opponent's Floor

Game: 117 vs. Mercer, 2/16/87
ACC Game: 87 at Maryland, 2/24/05

Most Points, One Half

Game: 63 (2nd) vs. Western Carolina, 12/1/93
ACC Game: 50 (2nd) vs. Virginia 2/15/07
ACC Tourn. Game: 38 (2nd) vs. Wake Forest,
 3/2/06

Fewest Points, One Half

Game: 12 (1st) vs. Virginia, 1/9/78
ACC Game: 21 (1st) at Virginia, 1/22/07
ACC Tourn. Game: 22 (1st) vs. Duke, 3/3/06

Fewest Points, Both Teams

Game: 76 (VT 43 vs. Winston-Salem St. 33),
 12/28/06

ACC Game: 108 (VT 74 at Wake Forest 34),
 1/18/07

ACC Tourn. Game: 114 (VT 60 vs.
 Boston College 54) ot, 3/1/07

Largest Victory Margin

Game: 65 vs. Southern Mississippi (105-40),
 12/28/04
ACC Game: 45 vs. Miami (90-45), 2/27/05
ACC Tourn. Game: 13 vs. Wake Forest (73-60),
 3/2/06

Worst Defeat

Game: 60 vs. Old Dominion (48-108),
 1/27/78
ACC Game: 42 at Duke (51-93),
 2/22/06
ACC Tourn. Game: 30 vs. North Carolina
 (60-90), 3/2/07

Most Points in a Loss

Game: 90 vs. Clemson, 12/29/84
ACC Game: 83 at Florida State, 2/19/05
 (94-83, 30T)
ACC Tourn. Game: 60 vs. North Carolina,
 3/2/07

Fewest Points Scored

Game: 33 vs. Tennessee, 2/22/95
ACC Game: 44 at NC State, 1/2/06
ACC Tourn. Game: 56 vs. Wake Forest, 3/4/05
 and vs. Duke, 3/3/06

Fewest Points Allowed

Game: 33 vs. Winston-Salem State, 12/28/06
ACC Game: 34 at Wake Forest, 1/18/07
ACC Tourn. Game: 54 vs. Boston College,
 3/1/07

Most Points Allowed

Game: 108 vs. Old Dominion, 1/27/78
ACC Game: 102 at North Carolina, 1/04/07
ACC Tourn. Game: 90 vs. North Carolina,
 3/2/07

Most Field Goals Attempted

Game: 94 vs. Appalachian State, 11/17/79
Season: 2,009, 30 games, 1983-84
ACC Game: 88 at Florida State, 2/19/05
ACC Season: 839, 14 games, 2005-06
ACC Tourn. Game: 67 vs. Wake Forest, 3/4/05

Most Field Goals Made

Game: 51 vs. Mercer, 2/16/87
Season: 928, 29 games, 1984-85
ACC Game: 35 at Florida State, 2/19/05
ACC Season: 360, 14 games, 2006-07
ACC Tourn. Game: 32 vs. Wake Forest, 3/2/06

Best Field-Goal Percentage

Game: 66.1 (37-56) at Appalachian State,
 11/28/87
Season: 47.8 (771-1614), 31 games, 1999-00
ACC Game: 54.6 (34-59) at Maryland,
 2/24/05
ACC Season: 44.0 (280-636), 2004-05
ACC Tourn. Game: 52.5 (32-61), vs.
 Wake Forest, 3/2/06

Most Three-Point Field Goals Made

Game: 12, vs. Southern Mississippi, 2/13/93
Season: 140, 2001-02
ACC Game: 7 at Florida State, 2/13/06
ACC Season: 49, 2004-2005
ACC Tourn. Game: 3 vs. Wake Forest, 3/2/06,
 vs. Boston College, 3/1/07



Most Three-Point Field Goal Attempts

Game: 26 vs. Syracuse, 1/4/03
Season: 396, 1990-91
ACC Game: 17 at Miami, 2/6/05
ACC Season: 130, 2006-07
ACC Tourn. Game: 10 vs. Duke, 3/3/06, vs. North Carolina, 3/2/07

Most Three-Point Field Goals Made, Both Teams

Game: 17 (Tech vs. USC) 2/16/91;
(Tech vs. Southern Mississippi)
1/18/93
(Tech vs. UT Martin) 12/28/03
ACC Game: 14 (Tech vs. Wake Forest)
1/31/05
ACC Tourn. Game: 11, Tech (2) vs.
North Carolina (9), 3/2/07

Most Three-Point Field Goal Attempts, Both Teams

Game: 45 (Tech vs. USC), 2/16/91
ACC Game: 42 (Tech vs. Wake Forest),
1/31/05
ACC Tourn. Game: 29 (Tech vs. Wake Forest),
3/4/05

Most Free Throws Attempted

Game: 58 vs. Yale, 1/9/82
Season: 754, 28 games, 1981-82
ACC Game: 31 vs. Duke, 2/6/06, North
Carolina, 2/17/06, and Georgia Tech,
2/5/07
ACC Season: 277, 2005-06
ACC Tourn. Game: 21 vs. Boston College,
3/1/07

Most Free Throws Made

Game: 43 vs. Yale, 1/9/82
Season: 521, 30 games, 1993-94
ACC Game: 25 vs. North Carolina, 2/17/06
ACC Season: 192, 2005-06
ACC Tourn. Game: 16 vs. Wake Forest,
3/4/05

Best Free-Throw Percentage

Game: 1.000 (15-15) vs. William & Mary,
2/4/78
Season: .734, 30 games, 1993-94;
.734, 31 games, 2000-01
ACC Game: 94.1 (16-17) vs. Boston College,
1/08/06
ACC Season: .737 (182-247), 2006-07
ACC Tourn. Game: .875 (14-16) vs.
North Carolina, 3/2/07

Most Rebounds

Game: 75 vs. Liberty, 1/8/90
Season: 1,331, 34 games, 2006-07
ACC Game: 53 at Florida State, 2/19/05
ACC Season: 526, 2006-07
ACC Tourn. Game: 51 vs. Wake Forest, 3/4/05

Highest Rebounding Average

Season: 47.6, 24 games, 1979-80
ACC Season: 37.6, 2006-07

Miscellaneous Records

Tech's All-Time Varsity Record	508-386 (31 years)
Cassell Coliseum Record	285-120 (70.4 percent)
Consecutive Home Court Wins	25, 1992-94
Record in Metro Conference Tournament	13-17
Record in Atlantic 10 Conference Tournament.....	8-4
Record in BIG EAST Conference Tournament.....	4-4
Record in Atlantic Coast Conference Tournament	2-3
Largest Margin of Victory at Home	65 vs. Southern Mississippi (105-40), 12-28-2004
Worst Defeat at Home.....	108-48, Old Dominion, 1977-78
Worst Defeat on the Road.....	93-44, Virginia, 1990-91; 93-44, Louisville, 1991-92
Most Games Played.....	34, 2006-07
Most Wins.....	28, 1998-99
Most Losses	21, 1996-97
Fewest Wins	7, 1976-77
Fewest Losses.....	3, 1998-99
Longest Winning Streak	18, 1998-99
Longest Losing Streak.....	7, 1977-78
Highest Scoring Average	78.3, 29 games, 1984-85
Lowest Defensive Average	56.0, 31 games, 2003-04
Highest Won-Lost Percentage.....	.903, 28-3, 1998-99
Lowest Won-Lost Percentage.....	.323, 10-21, 1996-97
Most Consecutive Winning Seasons.....	10, 1997-98/2006-07
Most Metro Conference Wins (reg. season)	10, 1994-95
Most Atlantic 10 Conference Wins (reg. season)	15, 1998-99
Most BIG EAST Conference Wins (reg. season).....	11, 2001-02
Most Atlantic Coast Conference Wins (reg. season).....	6, 2004-05/2005-06/2006-07
Most Consecutive Metro Wins (reg. season)	6, 1994-95
Most Consecutive Atlantic 10 Wins (reg. season).....	8, 1998-99
Most Consecutive BIG EAST Wins (reg. season)	6, 2001-02
Most Consecutive ACC Wins (reg. season).....	3, 2006-07
Most Consecutive Metro Losses (reg. season).....	6, 1987-88
Most Consecutive Atlantic 10 Losses (reg. season)	5, 1996-97
Most Consecutive BIG EAST Losses (reg. season)	3, 2001-02, 2002-03
Most Consecutive Atlantic Coast Losses (reg. season)	4, 2004-05/2006-07



Amy Wetzel played an integral role in leading the Hokies to their school-record, 18-game winning streak and a 28-3 record in 1998-99 when Tech advanced to the Sweet 16 of the NCAA Tournament.


Single-Game Highs

Points (Virginia Tech)

- 34 Renee Dennis vs. Memphis State, 2/7/87
- 33 Dawn Chriss at Florida State, 2/19/05
Michelle (Hollister) Houseright vs. Fordham, 3/1/96
Renee Dennis vs. Florida State, 1/3/87
- 32 Ieva Kublina vs. Houston, 3/23/02
Jenny Root vs. Morehead State, 2/25/93
- 31 Joyce Waddy vs. Mercer, 2/22/86
- 30 Dayna Sonovick vs. ETSU, 12/4/91
Renee Dennis vs. North Carolina, 12/4/85
- 29 Ieva Kublina at Miami, 2/20/02
Michelle Hollister vs. La Salle, 1/25/96
Jenny Root vs. Radford, 2/12/92
Amy Byrne vs. Radford, 2/28/90
Michelle Bain vs. Florida State, 2/20/88
Susan Walvius vs. Mercer, 2/22/86
Susan Walvius vs. Virginia, 12/10/85
Robin Lee vs. Florida State, 1/16/82
- 28 Kirby Copeland vs. Morehead State, 2/3/07
Kirby Copeland vs. Iowa State, 11/24/06
Sarah Hicks at Louisiana State, 11/25/01
Amy Wetzel vs. Xavier, 2/28/99
Amy Wetzel vs. Wisconsin, 3/14/98
Michelle (Hollister) Houseright vs.
George Washington, 2/27/96
Jeni Garber vs. Memphis State, 3/9/89

Rebounds (Virginia Tech)

- 21 Kerri Gardin vs. Virginia, 2/13/05
Nicole Jones vs. Hampton, 12/29/99
Karen Garbis vs. James Madison, 2/16/78
- 19 Tammie Edwards vs. Detroit, 12/28/81
Debbie Stovall vs. Emory and Henry, 12/9/77
- 18 Joyce Waddy vs. Louisville, 2/23/87
Susan Walvius vs. Florida State, 1/4/86
Peg Bunger vs. West Virginia, 2/22/78
Peg Bunger vs. Va. Commonwealth, 2/17/78
- 17 Kerri Gardin vs. SMU, 11/26/05
Ieva Kublina vs. Villanova, 2/22/03
Michelle (Hollister) Houseright vs.
James Madison, 12/21/97
Tammie Edwards vs. N.C. State, 12/6/82



Dawn Chriss (above) scored 33 points against Florida State in 2005 to come within a point of Tech's all-time record of 34 set by Renee Dennis (right) in 1987.



Points (Opponent)

- 41 Bev Smith (Morehead State), 2/25/93
Stephanie Howard (Radford), 2/10/88
- 39 Keisha Johnson (Tulane), 1/15/94
Janet Knight (Clemson), 12/29/84
- 38 Korie Hlede (Duquesne), 1/27/98
- 37 Beth Hunt (South Carolina), 2/5/90
- 36 Cheryl Cook (Cincinnati), 1/28/84
Karen Pelphrey (Marshall), 11/29/82
- 35 Tamara James (Miami), 2/6/05
Kelly Hoover (Va. Commonwealth), 3/2/87
Christi Hester (Dayton), 1/18/97
- 34 Heather Burge (Virginia), 12/8/92
Bev Burnette (Florida State), 2/20/88
Cheryl Cook (Cincinnati), 1/26/85
Karen Stephens (Temple), 12/28/82
Susan Highfill (Roanoke), 2/15/77
- 33 Katie Beck (ETSU), 1/21/86
Caroline Mast (Ohio Univ.), 11/24/84
- 32 Chandi Jones (Houston), 3/23/02
Daphne Hawkins (Virginia), 12/8/87

Rebounds (Opponent)

- 22 DeShawne Blocker (ETSU), 1/2/94
- 21 Glenda Stokes (Florida State), 1/16/82
Anne Donovan (Old Dominion), 3/6/81
Pam Miklasevich (Pittsburgh), 2/19/80
- 20 Kristin Wilson (Charlotte), 2/24/86
- 19 Wilhelmina Smith (Southern Miss), 2/24/84
Anne Donovan (Old Dominion), 12/20/82
Paula Bennett (Charlotte), 1/26/80



Kerri Gardin (above) grabbed 21 rebounds in 2005 at home against Virginia to tie the Hokies' record held by Nicole Jones (left) and Karen Garbis.



Records By Class

Freshman Year

Points	427	Kim Seaver	1996-97
Scoring Average	13.8	Kim Seaver	1996-97
FG Made	182	Kim Seaver	1996-97
FG Attempted	352	Julie Williams	1979-80
	352	Kim Seaver	1996-97
FG Percentage	.604	Nicole Jones	1998-99
3PT FG Made	53	Sarah Hillyer	1989-90
3PT FG Attempted	138	Sarah Hillyer	1989-90
3PT FG Percentage	.408	Carrie Mason	2002-03
FT Made	112	Amy Wetzel	1997-98
FT Attempted	140	Amy Wetzel	1997-98
FT Percentage	.889	Sue Logsdon	1990-91
Rebounds	237	Tere Williams	1997-98
Rebounding Average	7.6	Tere Williams	1997-98
Assists	106	Carrie Mason	2002-03
Steals	57	Sonya Dalton	1979-80
	57	Amy Wetzel	1997-98
Blocks	35	Ieva Kublina	2000-01

Sophomore Year


Points	498	Ieva Kublina	2001-02
Scoring Average	17.3	Michelle Hollister	1995-96
FG Made	198	Ieva Kublina	2001-02
FG Attempted	419	Ieva Kublina	2001-02
FG Percentage	.602	Tere Williams	1998-99
3PT FG Made	51	Carrie Mason	2003-04
3PT FG Attempted	140	Sarah Hicks	1999-00
3PT FG Percentage	.487	Dayna Sonovick	1988-89
FT Made	153	Amy Wetzel	1998-99
FT Attempted	203	Amy Wetzel	1998-99
FT Percentage	.837	Dawn Chriss	2003-04
Rebounds	249	Ieva Kublina	2001-02
Rebounding Average	9.1	Michelle Hollister	1995-96
Assists	124	Lisa Witherspoon	1996-97
Steals	70	Sandy Berry	1978-79
Blocks	86	Ieva Kublina	2001-02

Junior Year

Points	538	Renee Dennis	1985-86
Scoring Average	19.9	Renee Dennis	1985-86
FG Made	201	Renee Dennis	1985-86
FG Attempted	445	Renee Dennis	1985-86
FG Percentage	.595	Terre Williams	1999-00
3PT FG Made	57	Jeni Garber	1988-89
3PT FG Attempted	173	Jeni Garber	1988-89
3PT FG Percentage	.460	Sue Logsdon	1992-93
FT Made	136	Renee Dennis	1985-86
FT Attempted	202	Renee Dennis	1985-86
FT Percentage	.874	Christi Osborne	1993-94
Rebounds	275	Tammie Edwards	1981-82
Rebounding Average	9.8	Tammie Edwards	1981-82
Assists	219	Lisa Witherspoon	1997-98
Steals	78	Taiqua Brittingham	1983-84
Blocks	73	Susan Walvius	1984-85

Senior Year

Points	561	Amy Byrne	1989-90
Scoring Average	20.0	Amy Byrne	1989-90
FG Made	212	Renee Dennis	1986-87
FG Attempted	472	Renee Dennis	1986-87
FG Percentage	.564	Michelle Bain	1987-88
3PT FG Made	70	Jeni Garber	1990-91
3PT FG Attempted	224	Jeni Garber	1990-91
3PT FG Percentage	.400	Sarah Hicks	2001-02
FT Made	151	Amy Byrne	1989-90
FT Attempted	203	Amy Byrne	1989-90
FT Percentage	.863	Chrystal Starling	2002-03
Rebounds	274	Nare Diawara	2006-07
Rebounding Average	10.0	Kerri Gardin	2005-06
Assists	246	Lisa Witherspoon	1998-99
Steals	86	Lisa Witherspoon	1998-99
Blocks	93	Susan Walvius	1985-86



Ieva Kublina

Kim Seaver

Year-by-Year Leaders



Karen Garbis



Erin Gibson



Carrie Mason

Scoring Average

1976-77 ... Kelly Bradley	13.0
77-78..... Karen Garbis	12.6
78-79..... Karen Garbis	12.1
79-80..... Julie Williams	12.4
80-81..... Maureen Corrigan	11.7
81-82..... Robin Lee.....	12.5
82-83..... Tammie Edwards.....	11.0
83-84..... Taiqua Brittingham	13.3
84-85..... Renee Dennis.....	14.2
85-86..... Renee Dennis.....	19.9
86-87..... Renee Dennis.....	19.2
87-88..... Michelle Bain.....	16.8
88-89..... Amy Byrne.....	15.0
89-90..... Amy Byrne.....	20.0
90-91..... Jeni Garber.....	13.6
91-92..... Lisa Griffith	12.3
92-93..... Jenny Root.....	14.9
93-94..... Christi Osborne	14.5
94-95..... Jenny Root.....	16.5
95-96..... Michelle (Hollister) Houseright	17.3
96-97..... Kim Seaver	13.8
97-98..... Tere Williams	13.4
98-99..... Tere Williams	15.6
99-00..... Tere Williams	15.2
00-01..... Tere Williams	15.2
01-02..... Ieva Kublina	15.6
02-03..... Ieva Kublina	15.0
03-04..... Ieva Kublina	13.7
04-05..... Erin Gibson.....	11.3
05-06..... Dawn Chriss.....	13.2
06-07..... Kirby Copeland.....	15.0

Points

1976-77 ... Kelly Bradley	208
77-78..... Peg Bunger.....	288
78-79..... Karen Garbis	291

79-80..... Julie Williams	359
80-81..... Maureen Corrigan	350
81-82..... Robin Lee.....	350
82-83..... Tammie Edwards.....	275
83-84..... Taiqua Brittingham	387
84-85..... Renee Dennis.....	412
85-86..... Renee Dennis.....	538
86-87..... Renee Dennis.....	558
87-88..... Michelle Bain.....	471
88-89..... Amy Byrne.....	435
89-90..... Amy Byrne.....	561
90-91..... Jeni Garber.....	367
91-92..... Lisa Griffith	333
92-93..... Jenny Root.....	416
93-94..... Christi Osborne	434
94-95..... Jenny Root.....	510
95-96..... Michelle (Hollister) Houseright	467
96-97..... Kim Seaver	427
97-98..... Tere Williams	414
98-99..... Tere Williams	468
99-00..... Tere Williams	411
00-01..... Tere Williams	457
01-02..... Ieva Kublina	498
02-03..... Ieva Kublina	481
03-04..... Ieva Kublina	426
04-05..... Erin Gibson.....	328
05-06..... Kerri Gardin	333
06-07..... Kirby Copeland.....	479

Rebounds

1976-77 ... Karen Garbis	96
77-78..... Peg Bunger.....	184
78-79..... Sandy Berry	176
79-80..... Julie Williams	227
80-81..... Maureen Corrigan	172
81-82..... Tammie Edwards.....	275
82-83..... Tammie Edwards.....	215
83-84..... Robin Lee.....	171

84-85..... Renee Dennis.....	215
85-86..... Susan Walvius.....	272
86-87..... Renee Dennis.....	205
87-88..... Michelle Bain.....	215
88-89..... Missy Sallade	252
89-90..... Missy Sallade	237
90-91..... Dayna Sonovick.....	157
91-92..... Angela Donnell.....	147
92-93..... Jenny Root.....	224
93-94..... Jenny Root.....	218
94-95..... Jenny Root.....	253
95-96..... Michelle (Hollister) Houseright	245
96-97..... Renee Maitland	191
97-98..... Tere Williams	237
98-99..... Tere Williams	221
99-00..... Tere Williams	218
00-01..... Tere Williams	177
01-02..... Ieva Kublina	249
02-03..... Ieva Kublina	238
03-04..... Erin Gibson.....	215
04-05..... Kerri Gardin	232
05-06..... Kerri Gardin	289
06-07..... Nare Diawara	274

Rebounding Average

1976-77 ... Karen Garbis	7.4
77-78..... Karen Garbis	8.1
78-79..... Sandy Berry	7.3
79-80..... Julie Williams	7.8
80-81..... Maureen Corrigan	5.7
81-82..... Tammie Edwards.....	9.8
82-83..... Tammie Edwards.....	8.6
83-84..... Robin Lee.....	5.7
84-85..... Renee Dennis; Susan Walvius.....	7.4
85-86..... Susan Walvius.....	9.7
86-87..... Renee Dennis.....	7.1
87-88..... Michelle Bain.....	7.7
88-89..... Missy Sallade	8.7



89-90..... Missy Sallade	8.5
90-91..... Dayna Sonovick	5.8
91-92..... Angela Donnell.....	5.3
92-93..... Jenny Root.....	8.0
93-94..... Jenny Root.....	7.3
94-95..... Jenny Root.....	8.2
95-96..... Michelle (Hollister) Houseright	9.1
96-97..... Reneé Maitland	6.2
97-98..... Tere Williams	7.6
98-99..... Tere Williams	7.4
99-00..... Tere Williams	8.1
00-01..... Tere Williams	5.9
01-02..... Ieva Kublina	7.8
02-03..... Ieva Kublina	7.4
03-04..... Erin Gibson.....	6.9
04-05..... Kerri Gardin	8.0
05-06..... Kerri Gardin	10.0
06-07..... Nare Diawara	8.1

Field Goals Made

1976-77 ... Kelly Bradley	94
77-78..... Karen Garbis	125
78-79..... Karen Garbis	146
79-80..... Julie Williams	167
80-81..... Maureen Corrigan	120
81-82..... Kathy Hanover	132
82-83..... Kathy Hanover	109
83-84..... Taiqua Brittingham	164
84-85..... Susan Walvius	175
85-86..... Susan Walvius	202
86-87..... Renee Dennis	212
87-88..... Michelle Bain.....	204
88-89..... Amy Byrne.....	163
89-90..... Amy Byrne.....	205
90-91..... Dayna Sonovick	135
91-92..... Lisa Griffith	132
92-93..... Jenny Root.....	163
93-94..... Jenny Root.....	165
94-95..... Jenny Root.....	204
95-96..... Michelle (Hollister) Houseright	177
96-97..... Kim Seaver	182
97-98..... Tere Williams	170
98-99..... Tere Williams	192
99-00..... Tere Williams	156
00-01..... Tere Williams	176
01-02..... Ieva Kublina	198
02-03..... Ieva Kublina	173
03-04..... Ieva Kublina	155
04-05..... Kerri Gardin	128
05-06..... Dawn Chriss.....	164
06-07..... Kirby Copeland.....	191

Field Goal Percentage

1976-77 ... Kelly Bradley	461
77-78..... Peg Bunger.....	466
78-79..... Peg Bunger.....	496
79-80..... Julie Williams	474
80-81..... Julie Williams	490
81-82..... Taiqua Brittingham	525
82-83..... Taiqua Brittingham	460
83-84..... Taiqua Brittingham	529
84-85..... Joyce Waddy.....	538
85-86..... Joyce Waddy.....	508
86-87..... Michelle Bain.....	526
87-88..... Michelle Bain.....	564
88-89..... Missy Sallade	573
89-90..... Amy Byrne.....	498
90-91..... Lisa Griffith	469

91-92..... Lisa Griffith	500
92-93..... Jenny Root.....	580
93-94..... Jenny Root.....	511
94-95..... Jenny Root.....	533
95-96..... Michelle (Hollister) Houseright	492
96-97..... Kim Seaver	517
97-98..... Tere Williams	538
98-99..... Tere Williams	602
99-00..... Tere Williams	595
00-01..... Tere Williams	481
01-02..... Ieva Kublina	473
02-03..... Erin Gibson.....	474
03-04..... Erin Gibson.....	485
04-05..... Britney Anderson.....	509
05-06..... Dawn Chriss.....	503
06-07..... Nare Diawara	495

3-Pt Field Goals Made

1987-88 ... Lisa Haney	29
88-89..... Jeni Garber.....	57
89-90..... Sarah Hillyer.....	53
90-91..... Jeni Garber.....	70
91-92..... Dayna Sonovick	28
92-93..... Lisa Griffith	31
93-94..... Sue Logsdon	25
94-95..... Christi Osborne	23
95-96..... Sherry Banks.....	28
96-97..... Reneé Maitland	36
97-98..... Maria Albertsson	20
98-99..... Maria Albertsson	31
99-00..... Sarah Hicks	36
00-01..... Sarah Hicks	42
01-02..... Sarah Hicks	64
02-03..... Carrie Mason	42
03-04..... Carrie Mason	51
04-05..... Carrie Mason	45
05-06..... Carrie Mason	62
06-07..... Lindsay Biggs	28

Free Throws Made

1976-77 ... Karen Garbis	37
77-78..... Karen Garbis	68
78-79..... Sis Spriggs	51
79-80..... Sandy Berry	58
80-81..... Maureen Corrigan	110
81-82..... Tammie Edwards	100
82-83..... Tammie Edwards	73
83-84..... Robin Lee.....	79
84-85..... Renee Dennis.....	86
85-86..... Renee Dennis.....	136
86-87..... Renee Dennis.....	134
87-88..... Michelle Bain.....	63
88-89..... Missy Sallade	124
89-90..... Amy Byrne.....	151
90-91..... Lisa Griffith	74
91-92..... Jenny Root.....	50
92-93..... Jenny Root.....	90
93-94..... Christi Osborne	97
94-95..... Jenny Root.....	102
95-96..... Michelle (Hollister) Houseright	107
96-97..... Kim Seaver	63
97-98..... Amy Wetzel	112
98-99..... Amy Wetzel	153
99-00..... Amy Wetzel	101
00-01..... Tere Williams	104
01-02..... Chrystal Starling.....	104
02-03..... Ieva Kublina	112
03-04..... Ieva Kublina	95

04-05..... Dawn Chriss.....	81
05-06..... Dawn Chriss.....	77
06-07..... Nare Diawara	115

Free Throw Percentage

(Minimum of 2 attempts per game)

1976-77 ... Thea Bertoia	656
77-78..... Karen Garbis	648
78-79..... Pauline Landes.....	606
79-80..... Sandy Berry	763
80-81..... Maureen Corrigan	775
81-82..... Maureen Corrigan	737
82-83..... Taiqua Brittingham	660
83-84..... Robin Lee.....	760
84-85..... Robin Lee.....	720
88-89..... Amy Byrne.....	820
89-90..... Amy Byrne.....	744
90-91..... Sue Logsdon	889
91-92..... Jenny Root.....	714
92-93..... Lisa Griffith	836
93-94..... Christi Osborne	874
94-95..... Christi Osborne	816
95-96..... Terri Garland	779
96-97..... Katie O'Connor	820
97-98..... Kelly Drinka.....	870
98-99..... Amy Wetzel	754
99-00..... Tere Williams	811
00-01..... Chrystal Starling.....	869
01-02..... Chrystal Starling.....	806
02-03..... Chrystal Starling.....	863
03-04..... Dawn Chriss.....	837
04-05..... Carrie Mason.....	831
05-06..... Carrie Mason.....	810
06-07..... Nare Diawara	723

Assists

1976-77 ... <i>not recorded</i>	
77-78..... Gail Kelly	46
78-79..... Sandy Berry	120
79-80..... Sandy Berry	139
80-81..... Sandy Berry	125
81-82..... Jackie Ansley	94
82-83..... Jackie Ansley	94
83-84..... Jackie Ansley.....	115
84-85..... Taiqua Brittingham	114
85-86..... Maureen Donovan	164
86-87..... Maureen Donovan	143
87-88..... Denise Kayajian.....	108
88-89..... Stephanie Green.....	108
89-90..... Sandy Michel	83
90-91..... Jeni Garber.....	108
91-92..... Phyllis Tonkin	97
92-93..... Lisa Leftwich	100
93-94..... Lisa Leftwich	110
94-95..... Terri Garland	116
95-96..... Terri Garland	102
96-97..... Lisa Witherspoon.....	124
97-98..... Lisa Witherspoon.....	219
98-99..... Lisa Witherspoon.....	246
99-00..... Amy Wetzel	152
00-01..... Amy Wetzel	86
01-02..... Lisa Guarneri	127
02-03..... Carrie Mason	106
03-04..... Kerri Gardin	90
04-05..... Carrie Mason.....	98
05-06..... Kirby Copeland.....	87
06-07..... Kirby Copeland.....	146

Tech's Top Ten



Renee Dennis

Points (Career)

1983-87	Renee Dennis, 115 games	1791
97-01	Tere Williams, 118 games	1750
00-04	Ieva Kublina, 126 games	1647
91-95	Jenny Root, 117 games	1582
91-95	Christi Osborne, 117 games	1500
96-01	Amy Wetzel, 129 games	1444
02-06	Carrie Mason, 123 games	1369
99-03	Chrystal Starling, 121 games	1340
86-90	Amy Byrne, 113 games	1291
82-86	Susan Walvius, 105 games	1161

Points (Season)

1989-90	Amy Byrne, Sr., 28 games	561
86-87	Renee Dennis, Sr., 29 games	558
85-86	Renee Dennis, Jr., 27 games	538
94-95	Jenny Root, Sr., 31 games	510
01-02	Ieva Kublina, So., 32 games	498
02-03	Ieva Kublina, Jr., 32 games	481
06-07	Kirby Copeland, Sr., 34 games	479
85-86	Susan Walvius, Sr., 28 games	475
87-88	Michelle Bain, Sr., 28 games	471
98-99	Tere Williams, So., 31 games	468

Scoring Average (Career)

1983-87	Renee Dennis, 115 games	15.6
97-01	Tere Williams, 118 games	14.8
91-95	Jenny Root, 117 games	13.5
00-04	Ieva Kublina, 126 games	13.1
91-95	Christi Osborne, 117 games	12.8
88-91	Jeni Garber, 56 games	12.6
86-90	Amy Byrne, 113 games	11.4
96-01	Amy Wetzel, 129 games	11.2
02-06	Carrie Mason, 123 games	11.1
99-03	Chrystal Starling, 121 games	11.1
86-87	Susan Walvius, 105 games	11.1

Scoring Average (Season)

1989-90	Amy Byrne, Sr., 28 games	20.0
85-86	Renee Dennis, Jr., 27 games	19.9
86-87	Renee Dennis, Sr., 29 games	19.2
95-96	Michelle (Hollister) Houseright, So., 27 games	17.3
85-86	Susan Walvius, Sr., 28 games	17.0
87-88	Michelle Bain, Sr., 28 games	16.8
94-95	Jenny Root, Sr., 31 games	16.5
01-02	Ieva Kublina, So., 32 games	15.6
98-99	Tere Williams, So., 31 games	15.6
00-01	Tere Williams, Sr., 30 games	15.2

Field Goals Made (Career)

1997-01	Tere Williams, 118 games	694
83-87	Renee Dennis, 115 games	680
91-95	Jenny Root, 117 games	626
00-04	Ieva Kublina, 126 games	613
91-95	Christi Osborne, 117 games	581
82-86	Susan Walvius, 105 games	505
86-90	Amy Byrne, 113 games	479
99-03	Chrystal Starling, 121 games	462
82-86	Angie Kelly, 104 games	451
84-88	Michelle Bain, 110 games	447

Field Goals Made (Season)

1986-87	Renee Dennis, Sr., 29 games	212
89-90	Amy Byrne, Sr., 28 games	205
94-95	Jenny Root, Sr., 31 games	204
87-88	Michelle Bain, Sr., 28 games	204
85-86	Susan Walvius, Sr., 28 games	202
85-86	Renee Dennis, Jr., 27 games	201
01-02	Ieva Kublina, So., 32 games	198
98-99	Tere Williams, So., 31 games	192
06-07	Kirby Copeland, Sr., 34 games	191
96-97	Kim Seaver, Fr., 31 games	182

Three-Point FG Made (Career)

02-06	Carrie Mason, 123 games	200
1997-02	Sarah Hicks, 119 games	157
88-91	Jeni Garber, 56 games	127
87-92	Dayna Sonovick, 85 games	84
00-04	Ieva Kublina, 126 games	77
91-95	Christi Osborne, 117 games	71
96-01	Amy Wetzel, 129 games	67
99-03	Chrystal Starling, 121 games	65
94-98	Renee Maitland, 99 games	64
89-93	Lisa Griffith, 102 games	64

Field-Goal Percentage (Career)

(Minimum 3 made per game)

1997-01	Tere Williams, 118 games	(694-1263)	.550
91-95	Jenny Root, 117 games	(626-1163)	.538
86-90	Missy Sallade, 108 games	(328-630)	.521
84-88	Michelle Bain, 110 games	(447-851)	.511
81-85	Taiqua Brittingham, 105 games	(383-751)	.510
02-06	Dawn Chriss, 116 games	(424-858)	.494
82-86	Susan Walvius, 105 games	(505-1046)	.483
79-81	Julie Williams, 58 games	(269-560)	.480
01-05	Erin Gibson, 123 games	(439-926)	.474
86-90	Amy Byrne, 113 games	(479-1021)	.470
89-93	Lisa Griffith, 102 games	(389-832)	.467
95-99	Michelle (Hollister) Houseright, 115 games	(426-912)	.467

Field-Goal Percentage (Season)

(Minimum 4 made per game)

1998-99	Tere Williams, So., 31 games	(192-319)	.602
99-00	Tere Williams, Jr., 27 games	(156-262)	.595
92-93	Jenny Root, So., 28 games	(163-281)	.580
88-89	Missy Sallade, Jr., 29 games	(138-241)	.573
87-88	Michelle Bain, Sr., 28 games	(204-362)	.564
97-98	Tere Williams, Fr., 31 games	(170-316)	.538
94-95	Jenny Root, Sr., 31 games	(204-383)	.533
83-84	Taiqua Brittingham, Jr., 29 games	(164-310)	.529
86-87	Michelle Bain, Jr., 29 games	(131-249)	.526
84-85	Renee Dennis, So., 29 games	(163-313)	.521

Three-Point FG Made (Season)

1990-91	Jeni Garber, Sr., 27 games	70
01-02	Sarah Hicks, Sr., 32 games	64
05-06	Carrie Mason, Sr., 31 games	62
88-89	Jeni Garber, Jr., 29 games	57
03-04	Carrie Mason, So., 31 games	51
89-90	Sarah Hillyer, Fr., 28 games	53
04-05	Carrie Mason, Jr., 29 games	45
02-03	Carrie Mason, Fr., 32 games	42
00-01	Sarah Hicks, Jr., 31 games	42
99-00	Sarah Hicks, So., 31 games	36

Free Throws Made (Career)

1996-01	Amy Wetzel, 129 games	489
83-87	Renee Dennis, 115 games	431
97-01	Tere Williams, 118 games	361
99-03	Chrystal Starling, 121 games	351
00-04	Ieva Kublina, 126 games	344
86-90	Amy Byrne, 113 games	333
91-95	Jenny Root, 117 games	329
02-06	Carrie Mason, 123 games	293
81-85	Robin Lee, 112 games	289
86-90	Missy Sallade, 108 games	270

Free Throws Made (Season)

1998-99	Amy Wetzel, So., 31 games	153
89-90	Amy Byrne, Sr., 28 games	151
85-86	Renee Dennis, Jr., 27 games	136
86-87	Renee Dennis, Sr., 29 games	134
88-89	Missy Sallade, Jr., 29 games	124
06-07	Nare Diawara, Sr., 34 games	115
02-03	Ieva Kublina, Jr., 32 games	112
97-98	Amy Wetzel, r-Fr., 31 games	112
80-81	Maureen Corrigan, Jr., 30 games	110
88-89	Amy Byrne, Jr., 29 games	109



Tere Williams



The Hokies' Top Performances

Rebounds (Career)

1997-01	Tere Williams, 118 games	853
00-04	Ieva Kublina, 126 games	845
91-95	Jenny Root, 117 games	815
83-87	Renee Dennis, 115 games	792
02-06	Kerri Gardin, 116 games	784
01-05	Erin Gibson, 123 games	752
79-83	Tammie Edwards, 107 games	748
82-86	Susan Walvius, 105 games	644
84-88	Michelle Bain, 110 games	619
86-90	Amy Byrne, 113 games	618

Rebounds (Season)

2005-06	Kerri Gardin, Sr., 29 games	289
81-82	Tammie Edwards, Jr., 28 games	275
06-07	Nare Diawara, Sr., 34 games	274
85-86	Susan Walvius, Sr., 28 games	272
94-95	Jenny Root, Sr., 31 games	253
88-89	Missy Sallade, Jr., 29 games	252
01-02	Ieva Kublina, So., 32 games	249
95-96	Michelle Hollister, So., 27 games	245
02-03	Ieva Kublina, Jr., 32 games	238
89-90	Missy Sallade, Sr., 28 games	237
97-98	Tere Williams, Fr., 31 games	237

Rebounding Average (Career)

1997-01	Tere Williams, 118 games	7.2
91-95	Jenny Root, 117 games	7.0
76-79	Karen Garbis, 62 games	7.0
79-83	Tammie Edwards, 107 games	7.0
83-87	Renee Dennis, 115 games	6.9
00-04	Ieva Kublina, 126 games	6.7
02-06	Kerri Gardin, 119 games	6.6
79-81	Julie Williams, 58 games	6.3
01-05	Erin Gibson, 94 games	6.1
82-86	Susan Walvius, 105 games	6.1

Free-Throw Percentage (Career)

(Minimum 1.5 made per game)

1991-95	Christi Osborne, 117 games	(267-322)	.829
99-03	Chrystal Starling, 121 games	(351-425)	.826
02-06	Carrie Mason, 123 games	(293-366)	.801
90-94	Sue Logsdon, 105 games	(203-257)	.790
89-93	Lisa Griffith, 102 games	(191-247)	.773
00-04	Ieva Kublina, 126 games	(344-447)	.770
80-82	Maureen Corrigan, 55 games	(166-218)	.761
86-90	Amy Byrne, 113 games	(333-438)	.760
96-99	Katie O'Connor, 120 games	(216-286)	.755
02-06	Dawn Chriss, 116 games	(268-358)	.749

Free-Throw Percentage (Season)

(Min. 60 attempts)

1990-91	Sue Logsdon, Fr., 27 games	(72-81)	.889
93-94	Christi Osborne, Jr., 30 games	(97-111)	.874
00-01	Chrystal Starling, So., 31 games	(93-107)	.869
02-03	Chrystal Starling, Sr., 27 games	(88-102)	.863
92-93	Lisa Griffith, Sr., 28 games	(62-74)	.838
03-04	Dawn Chriss, So., 31 games	(87-104)	.837
04-05	Carrie Mason, Jr., 29 games	(64-77)	.831
90-91	Lisa Griffith, So., 27 games	(74-89)	.831
03-04	Ieva Kublina, Sr., 31 games	(95-115)	.826
88-89	Amy Byrne, Jr., 29 games	(109-133)	.820

Rebounding Average (Season)

2005-06	Kerri Gardin, Sr., 29 games	10.0
81-82	Tammie Edwards, Jr., 28 games	9.8
85-86	Susan Walvius, Sr., 28 games	9.7
95-96	Michelle (Hollister) Houseright, So., 27 games	9.1
88-89	Missy Sallade, Jr., 29 games	8.7
82-83	Tammie Edwards, Sr., 25 games	8.6
89-90	Missy Sallade, Sr., 28 games	8.5
99-00	Tere Williams, Jr., 27 games	8.4
85-86	Renee Dennis, Jr., 27 games	8.3
94-95	Jenny Root, Sr., 31 games	8.2

Blocked Shots (Career)

2000-04	Ieva Kublina, 126 games	256
82-86	Susan Walvius, 105 games	204
91-95	Jenny Root, 117 games	133
84-88	Michelle Bain, 110 games	109
01-05	Erin Gibson, 94 games	108
96-00	Kim Seaver, 85 games	106
02-06	Kerri Gardin, 119 games	91
03-07	Nare Diawara, 90 games	88
79-81	Julie Williams, 82 games	82
89-93	Lisa Griffith, 102 games	77

Blocked Shots (Season)

1985-86	Susan Walvius, Sr., 28 games	93
01-02	Ieva Kublina, So., 32 games	86
84-85	Susan Walvius, Jr., 28 games	73
03-04	Ieva Kublina, Sr., 31 games	73
02-03	Ieva Kublina, Jr., 32 games	62
96-97	Kim Seaver, Fr., 31 games	54
06-07	Nare Diawara, Sr., 34 games	53
96-97	Meg Hunter, Fr., 31 games	49
79-80	Julie Williams, Fr., 29 games	43
86-87	Michelle Bain, Jr., 29 games	43
04-05	Erin Gibson, Sr., 29 games	43



Lisa Witherspoon

Assists (Career)

1996-99	Lisa Witherspoon, 112 games	635
83-87	Maureen Donovan, 115 games	410
96-01	Amy Wetzel, 129 games	399
78-81	Sandy Berry, 83 games	384
91-95	Lisa Leftwich, 111 games	371
92-96	Terri Garland, 114 games	369
02-06	Carrie Mason, 123 games	364
88-92	Phyllis Tonkin, 100 games	319
06-07	Kirby Copeland, 118 games	317
91-95	Christi Osborne, 117 games	316

Assists (Season)

1998-99	Lisa Witherspoon, Sr., 30 games	246
97-98	Lisa Witherspoon, Jr., 31 games	219
85-86	Maureen Donovan, Jr., 28 games	164
99-00	Amy Wetzel, Jr., 31 games	152
06-07	Kirby Copeland, Sr., 34 games	146
86-87	Maureen Donovan, Sr., 29 games	143
79-80	Sandy Berry, Jr., 29 games	139
01-02	Lisa Guarneri, Sr., 32 games	127
80-81	Sandy Berry, Sr., 30 games	125
96-97	Lisa Witherspoon, So., 23 games	124

Steals (Career)

1981-85	Taiqua Brittingham, 105 games	252
96-01	Amy Wetzel, 129 games	235
96-99	Lisa Witherspoon, 112 games	219
03-07	Kirby Copeland, 118 games	190
78-81	Sandy Berry, 83 games	175
02-06	Carrie Mason, 123 games	173
02-06	Dawn Chriss, 116 games	164
91-95	Lisa Leftwich, 111 games	161
02-06	Kerri Gardin, 119 games	157
81-84	Jackie Ansley, 83 games	157

Steals (Season)

1998-99	Lisa Witherspoon, Sr., 30 games	86
83-84	Taiqua Brittingham, Jr., 29 games	78
96-97	Renee Maitland, Jr., 31 games	77
78-79	Sandy Berry, So., 24 games	70
06-07	Kirby Copeland, Sr., 34 games	68
83-84	Jackie Ansley, Sr., 30 games	68
84-85	Taiqua Brittingham, Sr., 23 games	66
82-83	Taiqua Brittingham, So., 25 games	62
97-98	Lisa Witherspoon, Jr., 31 games	62
88-89	Jeni Garber, Jr., 29 games	60



Sue Logsdon

The 1,000-Point Club

Renee Dennis • 1,791

Year	G/GS	Min.	FG-FGA	Pct.	3P-3PA	Pct.	FT-FTA	Pct.	Reb.	Avg.	A	TO	BS	ST	Pts.	Avg.
1983-84	30/2	618	104-231	.450	-----	----	75-116	.647	148	4.9	9	50	5	11	283	9.4
1984-85	29/25	789	163-313	.521	-----	----	86-138	.623	215	7.4	11	73	8	21	412	14.2
1985-86	27/27	956	201-445	.452	-----	----	136-202	.673	224	8.3	25	98	5	22	538	19.9
1986-87	29/29	1,001	212-472	.449	-----	----	134-182	.736	205	7.1	46	100	0	22	558	19.2
Total	115/83	3,364	680-1,461	.465	-----	----	431-638	.676	792	6.9	91	321	18	76	1,791	15.6

Tere Williams • 1,750

Year	G/GS	Min.	FG-FGA	Pct.	3P-3PA	Pct.	FT-FTA	Pct.	Reb.	Avg.	A	TO	BS	ST	Pts.	Avg.
1997-98	31/28	776	170-316	.538	0-0	.000	74-124	.597	237	7.6	16	85	15	36	414	13.4
1998-99	30/29	822	192-319	.604	0-0	.000	84-113	.750	221	7.5	27	66	22	29	468	15.6
1999-00	27/25	807	156-262	.595	0-1	.000	99-122	.811	218	8.4	19	76	14	32	411	15.1
2000-01	30/30	814	176-366	.481	1-15	.067	104-136	.764	177	5.9	30	78	16	26	457	15.2
Total	118/112	3,219	694-1,263	.550	1-16	.063	361-495	.729	853	7.2	92	305	67	123	1,750	14.8

Ieva Kublina • 1,647

Year	G/GS	Min.	FG-FGA	Pct.	3P-3PA	Pct.	FT-FTA	Pct.	Reb.	Avg.	A	TO	BS	ST	Pts.	Avg.
1900-01	31/3	642	87-199	.437	13-38	.342	55-85	.647	154	5.0	15	46	35	11	242	7.8
2001-02	32/32	976	198-419	.473	20-53	.377	82-107	.766	249	7.8	30	74	86	23	498	15.6
2002-03	32/32	1,046	173-383	.452	23-65	.354	112-140	.800	238	7.4	44	81	62	30	481	15.0
2003-04	31/31	999	155-374	.414	21-78	.269	95-115	.826	204	6.6	26	72	73	23	426	13.7
Totals	126/98	3,663	613-1,375	.446	77-234	.329	344-447	.770	845	6.7	115	273	256	87	1,647	13.1

Jenny Root • 1,582

Year	G/GS	Min.	FG-FGA	Pct.	3P-3PA	Pct.	FT-FTA	Pct.	Reb.	Avg.	A	TO	BS	ST	Pts.	Avg.
1991-92	28/1	527	94-176	.534	1-1	1.000	50-70	.714	120	4.3	12	38	27	14	239	8.5
1992-93	28/25	777	163-281	.580	0-0	.000	90-123	.732	224	8.0	22	58	39	20	416	14.9
1993-94	30/30	924	165-323	.511	0-0	.000	87-136	.640	218	7.3	21	46	30	26	417	13.9
1994-95	31/31	962	204-383	.533	0-0	.000	102-157	.650	253	8.2	30	74	37	27	510	16.5
Total	117/87	3,190	626-1,163	.538	1-1	1.000	329-486	.677	815	7.0	85	216	133	87	1,582	13.5

Christi Osborne • 1,500

Year	G/GS	Min	FG-FGA	Pct.	3P-3PA	Pct.	FT-FTA	Pct.	Reb.	Avg.	A	TO	BS	ST	Pts.	Avg.
1991-92	28/20	880	120-271	.443	9-27	.333	37-45	.822	144	5.1	66	79	15	24	286	10.2
1992-93	28/28	917	149-335	.445	24-60	.400	62-79	.785	142	5.1	92	73	14	30	384	13.7
1993-94	30/30	1,000	161-373	.432	15-51	.294	97-111	.874	138	4.6	78	72	8	18	434	14.5
1994-95	31/31	1,054	151-365	.414	23-78	.295	71-87	.816	142	4.6	80	71	17	24	396	12.8
Total	117/109	3,851	581-1,344	.432	71-216	.329	267-322	.829	566	4.8	316	295	54	96	1,500	12.8

Amy Wetzel • 1,444

Year	G/GS	Min	FG-FGA	Pct.	3P-3PA	Pct.	FT-FTA	Pct.	Reb.	Avg.	A	TO	BS	ST	Pts.	Avg.
1996-97	6/1	180	18-43	.419	7-19	.368	28-34	.824	23	3.8	10	10	2	17	71	11.8
1997-98	31/27	908	106-235	.451	6-43	.140	112-140	.800	126	4.1	67	81	6	57	330	10.6
1998-99	30/29	1,032	127-307	.414	25-65	.385	153-203	.754	167	5.6	84	92	3	55	432	14.6
1999-00	31/31	1,059	105-242	.434	14-44	.318	101-138	.732	140	4.5	152	110	7	57	325	10.5
2000-01	31/31	950	88-206	.427	15-37	.405	95-120	.792	109	3.5	86	76	1	49	286	9.2
Total	129/119	4,129	444-1,033	.430	67-208	.322	489-635	.770	565	4.4	399	369	19	235	1,444	11.2



Renee Dennis



Tere Williams



Ieva Kublina



Jenny Root



Christi Osborne



Amy Wetzel



Carrie Mason • 1,369

Year	G/GS	Min	FG-FGA	Pct.	3P-3PA	Pct.	FT-FTA	Pct.	Reb.	Avg.	A	TO	BS	ST	Pts.	Avg.
02-03	32/30	1,108	107-229	.467	42-103	.408	82-106	.774	108	3.4	106	101	4	26	338	10.6
03-04	31/31	1,100	114-272	.419	51-129	.395	79-99	.798	91	2.9	84	86	4	58	358	11.5
04-05	29/29	955	97-245	.396	45-108	.417	64-77	.831	80	2.8	98	93	12	30	303	10.4
05-06	31/31	1,016	120-260	.462	62-140	.443	68-84	.810	59	1.9	76	80	3	59	370	11.9
Totals	123/121	4,179	438-1,006	.435	200-480	.417	293-366	.801	338	2.7	364	360	23	173	1,369	11.1

Chrystal Starling • 1,340

Year	G/GS	Min	FG-FGA	Pct.	3P-3PA	Pct.	FT-FTA	Pct.	Reb.	Avg.	A	TO	BS	ST	Pts.	Avg.
1999-00	31/23	890	132-288	.458	13-29	.448	66-87	.759	119	3.8	78	104	9	42	343	11.1
2000-01	31/0	764	108-254	.425	15-50	.300	93-107	.869	136	4.4	49	83	14	27	324	10.5
2001-02	32/18	805	119-270	.441	22-68	.324	104-129	.806	97	3.0	50	60	6	33	364	11.4
2002-03	27/16	730	103-263	.392	15-63	.238	88-102	.863	105	3.9	45	78	2	25	309	11.4
Totals	121/57	3,189	462-1,075	.429	65-210	.310	351-425	.826	457	3.8	222	325	31	127	1,340	11.1

Amy Byrne • 1,291

Year	G/GS	Min	FG-FGA	Pct.	3P-3PA	Pct.	FT-FTA	Pct.	Reb.	Avg.	A	TO	BS	ST	Pts.	Avg.
1986-87	28/0	306	38-108	.352	-----	----	46-60	.767	83	3.0	11	29	4	11	122	4.4
1987-88	28/1	490	73-177	.412	0-0	.000	27-42	.643	116	4.1	16	27	5	13	173	6.2
1988-89	29/29	882	163-324	.503	0-0	.000	109-133	.820	217	7.5	19	69	6	23	435	15.0
1989-90	28/28	894	205-412	.498	0-0	.000	151-203	.744	202	7.2	26	66	2	26	561	20.0
Total	113/58	2,572	479-1,021	.469	0-0	.000	333-438	.760	618	5.5	72	191	17	73	1,291	11.4

Susan Walvius • 1,161

Year	G/GS	Min	FG-FGA	Pct.	3P-3PA	Pct.	FT-FTA	Pct.	Reb.	Avg.	A	TO	BS	ST	Pts.	Avg.
1982-83	24/0	300	63-144	.436	-----	----	13-16	.813	77	3.2	6	25	17	8	139	5.8
1983-84	25/0	317	65-143	.454	-----	----	26-36	.722	87	3.5	6	18	21	4	156	6.2
1984-85	28/26	753	175-352	.497	-----	----	41-62	.661	208	7.4	17	58	73	27	391	14.0
1985-86	28/28	884	202-407	.496	-----	----	71-97	.732	272	9.7	25	42	93	26	475	17.0
Total	105/54	2,254	505-1,046	.483	-----	----	151-211	.716	644	6.1	54	143	204	65	1,161	11.1

Robin Lee • 1,147

Year	G/GS	Min	FG-FGA	Pct.	3P-3PA	Pct.	FT-FTA	Pct.	Reb.	Avg.	A	TO	BS	ST	Pts.	Avg.
1981-82	28/26	757	126-309	.408	-----	----	98-135	.726	126	4.5	24	83	13	27	350	12.5
1982-83	25/224	640	95-255	.373	-----	----	44-74	.595	101	4.0	34	63	9	17	234	9.4
1983-84	30/30	744	105-265	.396	-----	----	79-104	.760	171	5.7	64	88	19	20	289	9.6
1984-85	29/26	639	108-233	.464	-----	----	58-74	.784	97	3.3	58	82	8	26	274	9.4
Total	112/106	2,780	434-1,062	.409	-----	----	279-387	.721	495	4.4	80	316	49	90	1,147	10.2

Dawn Chriss • 1,121

Year	G/GS	Min	FG-FGA	Pct.	3P-3PA	Pct.	FT-FTA	Pct.	Reb.	Avg.	A	TO	BS	ST	Pts.	Avg.
02-03	25/0	235	28-54	.519	0-0	.000	23-32	.719	44	1.8	21	17	3	14	79	3.2
03-04	31/31	943	114-237	.481	1-3	.333	87-104	.837	146	4.7	72	81	28	44	316	10.2
04-05	29/29	789	118-241	.490	1-8	.125	81-112	.723	123	4.2	62	55	14	49	318	11.0
05-06	31/31	908	164-326	.503	3-14	.214	77-110	.700	139	4.5	65	77	16	57	408	13.2
Totals	116/91	2,875	424-858	.494	5-25	.200	268-358	.749	452	3.9	220	230	61	164	1,121	9.7

Erin Gibson • 1,117

Year	G/GS	Min	FG-FGA	Pct.	3P-3PA	Pct.	FT-FTA	Pct.	Reb.	Avg.	A	TO	BS	ST	Pts.	Avg.
2001-02	32/0	533	84-168	.500	0-0	.000	34-59	.576	148	4.6	9	52	26	22	202	6.3
2002-03	31/30	916	118-249	.474	0-1	.000	64-126	.508	216	7.0	30	66	29	28	300	9.7
2003-04	31/30	956	111-229	.485	0-0	.000	65-108	.602	215	6.9	24	64	24	13	287	9.3
2004-05	29/29	858	126-280	.450	0-1	.000	76-122	.623	173	6.0	32	60	43	29	328	11.3
Total	123/89	3,263	439-926	.474	0-2	.000	239-415	.576	752	6.1	95	242	122	92	1,117	9.1



Carrie Mason



Chrystal Starling



Amy Byrne



Susan Walvius



Robin Lee



Dawn Chriss



Erin Gibson



Michelle (Hollister) Houseright • 1,112

Year	G/GS	Min	FG-FGA	Pct.	3P-3PA	Pct.	FT-FTA	Pct.	Reb.	Avg.	A	TO	BS	ST	Pts.	Avg.
1994-95	28/0	255	23-92	.250	2-13	.154	18-26	.692	59	2.1	14	36	11	13	66	2.4
1995-96	27/26	816	177-360	.492	6-19	.316	107-172	.622	245	9.1	24	76	23	53	467	17.3
1996-97	Did not play															
1997-98	29/6	652	108-217	.498	0-0	.000	60-94	.638	165	5.7	35	64	12	27	276	9.5
1998-99	31/11	669	118-243	.486	1-2	.500	66-88	.750	140	4.5	30	47	7	46	303	9.8
Total	115/43	2,392	426-912	.467	9-34	.265	251-380	.661	609	5.3	103	223	53	139	1,112	9.7

Kirby Copeland • 1,094

Year	G/GS	MP	FGM-Att	Pct.	3PTM-Att	Pct.	FT-Att	Pct.	Reb.	Avg.	A	TO	BS	ST	Pts.	Avg.
03-04	300	346	38-97	.392	0-0	.000	24-39	.615	70	2.3	29	56	3	26	100	3.3
04-05	2613	508	75-208	.361	0-7	.000	72-101	.713	101	3.9	55	69	2	38	222	8.5
05-06	3029	768	114-291	.392	2-15	.133	63-103	.612	100	3.3	87	92	3	58	293	9.8
06-07	3232	1002	191-447	.428	18-69	.261	79-124	.637	118	3.7	146	125	6	68	479	15.0
Totals	11874	2624	418-1042	.401	20-91	.220	238-367	.649	389	3.3	317	342	14	190	1094	9.3

Sarah Hicks • 1,092

Year	G/GS	Min	FG-FGA	Pct.	3P-3PA	Pct.	FT-FTA	Pct.	Reb.	Avg.	A	TO	BS	ST	Pts.	Avg.
1997-98	25/0	232	37-80	.463	15-40	.375	17-26	.654	39	1.6	19	25	2	3	106	4.6
1998-99	(redshirted)															
1999-00	31/23	908	114-287	.397	36-140	.257	36-52	.692	144	4.6	78	70	11	18	300	9.7
2000-01	31/31	895	107-246	.435	42-108	.389	44-59	.746	164	5.3	84	60	6	29	300	9.7
2001-02	32/32	1,101	133-309	.430	64-160	.400	56-76	.737	168	5.3	112	81	13	11	386	12.1
Totals	119/86	3,136	391-922	.424	157-448	.350	153-213	.718	515	4.3	293	236	32	61	1,092	9.2

Angie Kelly • 1,092

Year	G/GS	Min	FG-FGA	Pct.	3P-3PA	Pct.	FT-FTA	Pct.	Reb.	Avg.	A	TO	BS	ST	Pts.	Avg.
1982-83	22/0	215	40-105	.381	-----	----	24-32	.750	31	1.4	19	23	0	11	104	4.7
1983-84	29/3	599	128-264	.485	-----	----	59-83	.711	76	2.6	36	63	2	41	315	10.9
1984-85	29/26	639	130-303	.429	-----	----	55-76	.724	77	2.7	88	80	4	57	315	10.9
1985-86	24/24	791	153-348	.440	-----	----	52-66	.788	90	3.8	65	69	3	31	358	14.9
Total	104/53	2,244	451-1,020	.442	-----	----	190-257	.739	274	2.6	208	235	9	140	1,092	10.5

Michelle Bain • 1,068


Year	G/GS	Min	FG-FGA	Pct.	3P-3PA	Pct.	FT-FTA	Pct.	Reb.	Avg.	A	TO	BS	ST	Pts.	Avg.
1984-85	25/0	198	39-77	.506	-----	----	18-31	.529	63	2.5	1	26	12	7	96	3.8
1985-86	28/6	480	73-163	.448	-----	----	44-77	.571	146	5.2	7	55	27	12	190	6.8
1986-87	29/28	695	131-249	.526	-----	----	49-92	.533	195	6.7	14	72	43	21	311	10.7
1987-88	28/27	766	204-362	.564	0-0	.000	63-113	.558	215	7.7	11	69	27	19	471	16.8
Total	110/61	2,139	447-851	.525	0-0	.000	174-313	.556	619	5.6	33	222	109	59	1,068	9.7

Kerri Gardin • 1,061

Year	G/GS	Min	FG-FGA	Pct.	3P-3PA	Pct.	FT-FTA	Pct.	Reb.	Avg.	A	TO	BS	ST	Pts.	Avg.
02-03	30/5	546	53-132	.402	0-0	.000	24-38	.632	96	3.2	52	59	20	24	130	4.4
03-04	31/29	799	88-256	.344	2-6	.333	64-95	.674	167	5.4	90	91	17	36	242	7.8
04-05	29/20	750	128-285	.449	7-29	.241	59-96	.615	232	8.0	48	60	29	39	322	11.1
05-06	29/27	822	150-333	.450	6-17	.353	61-103	.592	289	10.0	69	70	25	58	367	12.7
Totals	119/81	2,917	419-1,006	.417	15-52	.288	208-332	.627	784	6.6	259	280	91	157	1,061	8.9

Lisa Griffith • 1,033

Year	G/GS	Min	FG-FGA	Pct.	3P-3PA	Pct.	FT-FTA	Pct.	Reb.	Avg.	A	TO	BS	ST	Pts.	Avg.
1989-90	20/0	118	14-45	.311	0-0	.000	12-19	.632	36	1.8	3	6	4	1	40	2.0
1990-91	27/26	708	119-254	.469	7-18	.389	74-89	.831	137	5.1	17	39	21	17	319	11.8
1991-92	27/27	659	132-264	.500	26-58	.448	43-65	.662	130	4.8	20	49	18	16	333	12.3
1992-93	28/28	725	124-269	.461	31-82	.378	62-74	.838	177	6.3	22	57	34	26	341	12.2
Total	102/81	2,210	389-832	.468	64-158	.405	191-247	.773	480	4.7	62	151	77	160	1,033	10.1



Michelle (Hollister) Houseright



Kirby Copeland



Sarah Hicks



Angie Kelly



Michelle Bain



Kerri Gardin



Lisa Griffith

Coliseum Records

The All-Time Best Performances in the Cassell



Individual (Virginia Tech)

FG made	14	Renee Dennis vs. Florida State (1/3/87)
FG att.	30	Renee Dennis vs. Memphis State (2/7/87)
3-pt. FG made	6	Sarah Hillyer vs. Florida State (2/3/90)
	6	Jeni Garber vs. West Virginia (12/20/90)
3-pt. FG att.	15	Sarah Hicks vs. Duke (12/8/99)
FT made	15	Robin Lee vs. Florida State (1/16/82)
FT att.	17	Robin Lee vs. Florida State (1/16/82)
Points	34	Renee Dennis vs. Memphis State (2/7/87)
Off. Reb.	9	Amy Byrne vs. Liberty (1/8/90)
	9	Joyce Waddy vs. Louisville, (2/23/87)
Def. Reb.	15	Kerri Gardin vs. Virginia (2/13/05)
Tot. Reb.	21	Kerri Gardin vs. Virginia (2/13/05)
	21	Nicole Jones vs. Hampton (12/29/99)
Assists	13	Lisa Leftwich vs. VCU (2/8/92)
Turnovers	12	Sandy Berry vs. UNCC (1/13/79)
Blocks	9	Susan Walvius vs. Florida State (1/4/86)
Steals	9	Taiqua Brittingham vs. Northwestern (12/22/83)

Individual (Opponent)

FG made	16	Heather Burge, Virginia (12/8/92)
FG att.	36	Vivian Greene, Norfolk State (1/15/77)
3-pt. FG made	5	Anna Pavlikhina, VCU (1/9/93)
	5	Camille Murphy, Georgia (11/17/99)
	5	Maruita Reid, Miami (1/25/07)
3-pt. FG att.	12	Anna Pavlikhina, VCU (1/9/93)
FT made	15	Paula Dolan, Charleston (12/19/81)
FT att.	19	Paula Dolan, Charleston (12/19/81)
Points	34	Heather Burge, Virginia (12/8/92)
Off. Reb.	8	Glynetha Davis, Memphis State (2/11/89)
Def. Reb.	15	Carolyn Dehn-Duhr, JMU (12/10/88)
Tot. Reb.	21	Glenda Stokes, Florida State (1/16/82)
Assists	11	Jan Cameron, UT-Chattanooga (1/8/94)
Turnovers	14	Karin Vadelund, George Washington (12/4/88)
Blocks	11	Svetlana Pankratova, VCU (2/12/94)
Steals	7	Vivian Greene, Norfolk State (1/15/77)
	7	Tonya Cardoza, Virginia (12/8/87)
	7	Carrie Coffman, Bradley (1/12/94)
	7	Meghan Saake, Miami (2/5/02)

Team (Virginia Tech)

FG made	44	vs. West Virginia Wesleyan (11/18/80)
FG att.	94	vs. Appalachian State (11/17/79)
3-pt. FG made	10	vs. Radford (2/21/91)
3-pt. FG att.	26	vs. Syracuse (1/4/03)
FT made	43	vs. Yale (1/9/82)
FT att.	58	vs. Yale (1/9/82)
Points	105	vs. Southern Mississippi (12/28/04)
Off. Reb.	40	vs. Liberty (1/8/90)
Def. Reb.	43	vs. Gardner-Webb (1/2/93)
Tot. Reb.	75	vs. Liberty (1/8/90)
Assists	28	vs. Florida State (2/20/88)
Turnovers	38	vs. East Tennessee State (12/10/77)
Blocks	14	vs. East Tennessee State (12/21/93)
Steals	19	vs. Charleston (12/5/86)

Team (Opponent)

FG made	43	Cincinnati (2/10/84)
	43	Old Dominion (3/1/84)
FG att.	91	Cincinnati (2/10/84)
3-pt. FG made	14	Connecticut (2/7/01)
3-pt. FG att.	28	Connecticut (2/7/01)
FT made	32	Radford (1/20/93)
FT att.	43	Florida State (1/3/87)
	43	Radford (12/6/86)
Points	108	Old Dominion (1/27/78)
Off. Reb.	25	Marshall (12/30/92)
	25	Florida State (1/3/87)
Def. Reb.	36	James Madison (12/10/88)
Tot. Reb.	62	Virginia Union (2/9/78)
Assists	24	Connecticut (2/7/01)
Turnovers	47	Appalachian State (11/17/79)
Blocks	13	Virginia Commonwealth (2/12/94)
Steals	22	Virginia (12/8/87)

Year-By-Year Results



Virginia Tech's first varsity women's basketball team competed in 1976-77.

1976-77

Coach: John Wetzel
Record: 7-9

Dec. 4	Virginia State	L 42-46
Dec. 9	at Virginia	L 52-54
Dec. 14	at Bridgewater	W 59-55
Jan. 5	at East Tennessee State	L 58-71
Jan. 12	at Radford	L 50-60
Jan. 15	Norfolk State	L 55-68
Jan. 18	Emory & Henry	W 49-48
Jan. 25	Longwood	W 59-47
Jan. 28	at William & Mary	W 57-47
Feb. 2	at Old Dominion	L 39-82
Feb. 3	at VCU	W 53-43
Feb. 15	Roanoke	W 71-68
Feb. 19	James Madison	W 56-46
Feb. 24	Virginia	L 58-67
Mar. 3	vs. James Madison 1	L 37-47
Mar. 4	vs. Norfolk State 1	L 49-56

1 - Virginia State Tournament in Norfolk, Va.

1977-78

Coach: Carolyn Owen
Record: 8-16

Dec. 7	Bridgewater	L 65-77
Dec. 9	Emory & Henry	W 61-52
Dec. 10	East Tennessee State	L 57-78
Dec. 19	vs. George Washington 1	W 65-57
Dec. 20	vs. William & Mary 1	L 65-80
Jan. 9	at Virginia	L 39-54
Jan. 16	Morris Harvey	L 78-81
Jan. 20	Virginia State	L 55-81
Jan. 21	at Norfolk State	L 68-86
Jan. 24	Radford	L 52-73
Jan. 27	Old Dominion	L 48-108
Feb. 3	VCU	W 87-45
Feb. 4	William & Mary	W 65-57
Feb. 7	at Longwood	L 59-68
Feb. 9	Virginia Union	W 73-68
Feb. 16	at James Madison	L 47-66
Feb. 17	at VCU	W 75-47
Feb. 20	at Radford	L 68-81
Feb. 22	at West Virginia	L 72-75
Feb. 25	at Emory & Henry	W 75-59
Feb. 27	at East Tennessee State	L 64-74
Feb. 28	at Roanoke	W 76-56
Mar. 2	at Old Dominion 2	L 53-83
Mar. 3	vs. Virginia 2	L 38-58

1 - VCU Christmas Tournament in Richmond, Va.
2 - Virginia State Tournament in Norfolk, Va.

1978-79

Coach: Carol Alfano
Record: 9-15

Nov. 28	at Marshall	L 57-70
Nov. 29	at Morris Harvey	L 69-82
Dec. 6	at Bridgewater	W 70-58
Dec. 9	Wake Forest	L 56-75
Jan. 12	Norfolk State	W 83-62
Jan. 13	Charlotte	L 65-67
Jan. 17	at Virginia	L 58-64
Jan. 22	West Virginia Wesleyan	W 83-78
Jan. 23	Virginia State	L 67-69
Jan. 26	at George Washington	L 65-76

Jan. 27	at Virginia Union	L 59-73
Jan. 30	James Madison	W 57-49
Feb. 1	Lenoir-Rhyne	L 73-87
Feb. 2	American	L 72-73
Feb. 8	at Old Dominion	L 47-91
Feb. 9	at Georgetown	L 57-62
Feb. 14	Radford	L 60-66
Feb. 15	Longwood	W 81-55
Feb. 21	West Virginia	W 73-61
Feb. 23	at William & Mary	W 64-59
Feb. 24	at VCU	L 56-69
Mar. 1	James Madison 1	L 64-66
Mar. 2	VCU 1	W 75-54
Mar. 3	Norfolk State 1	W 70-53

1 - Virginia State Tournament in Blacksburg, Va.

1979-80

Coach: Carol Alfano
Record: 17-12

Nov. 17	Appalachian State	W 78-55
Nov. 20	at East Tennessee State	W 75-63
Nov. 28	at North Carolina	L 73-82
Dec. 1	VCU	W 87-66
Dec. 8	at South Carolina	L 68-86
Dec. 17	at Florida State 1	L 57-67
Dec. 18	vs. St. Louis 1	W 71-60
Dec. 19	vs. Cincinnati 1	L 58-66
Jan. 4	George Washington	L 53-57
Jan. 6	East Carolina	L 58-75
Jan. 8	William & Mary	W 60-56
Jan. 10	Marshall	W 70-57
Jan. 14	vs. Virginia 2	L 38-48
Jan. 18	at Norfolk State	W 65-61
Jan. 21	Virginia Union	W 71-62
Jan. 23	at Virginia State	W 63-50
Jan. 26	Charlotte	L 61-66
Jan. 29	at James Madison	W 62-55
Feb. 1	Winthrop 3	W 60-54
Feb. 2	East Tennessee State 3	W 65-54
Feb. 5	Old Dominion	L 52-78
Feb. 9	at Florida State	W 77-54
Feb. 11	Charleston WV	W 66-59
Feb. 15	at Longwood	W 75-58
Feb. 19	at Pittsburgh	L 54-76
Feb. 20	at West Virginia	W 71-67
Feb. 23	at Radford	W 63-62
Feb. 24	Cincinnati	L 53-54
Feb. 27	Virginia Union 4	L 52-63

1 - Metro Tournament in Tallahassee, Fla.
2 - in Richmond, Va.
3 - Virginia Tech Invitational in Blacksburg, Va.
4 - Virginia State Tournament in Blacksburg, Va.

1980-81

Coach: Carol Alfano
Record: 13-17

Nov. 18	West Virginia Wesleyan	W 100-46
Nov. 23	at East Carolina	L 65-70
Nov. 24	at N.C. State	L 68-94
Nov. 29	William & Mary	W 65-63
Dec. 1	South Carolina	F 42-78
Dec. 5	vs. Delaware 1	W 75-54

Dec. 6	at George Washington 1	L 54-57
Dec. 11	Virginia State	W 62-45
Dec. 13	vs. West Virginia 2	W 74-67
Dec. 19	vs. Carson-Newman 3	W 71-56
Dec. 20	at East Tennessee State 3	L 50-88
Dec. 29	vs. Georgia 4	L 50-65
Jan. 3	vs. Virginia 5	L 43-58
Jan. 10	Louisville	L 72-89
Jan. 12	Norfolk State	W 73-37
Jan. 14	at Charlotte	L 67-69
Jan. 17	at Cincinnati	L 58-78
Jan. 24	Duke	W 65-55
Jan. 28	James Madison	W 66-58
Feb. 2	East Tennessee State	W 62-56
Feb. 5	vs. Louisville 6	L 64-81
Feb. 6	vs. St. Louis 6	L 65-72
Feb. 14	at Charleston WV	L 58-60
Feb. 16	at Marshall	W 79-61
Feb. 21	at Appalachian State	L 58-64
Feb. 23	at Virginia Union	L 51-55
Mar. 3	at #3 Old Dominion	L 39-85
Mar. 6	at James Madison 7	W 71-65
Mar. 7	vs. #6 Old Dominion 7	L 54-65
Mar. 8	vs. Virginia 7	L 41-49

1 - George Washington Tournament in Washington, D.C.

2 - in Charleston, W. Va.

3 - East Tennessee State Christmas Tournament in Johnson City, Tenn.

4 - in Harrison, Tenn.

5 - in Roanoke, Va.

6 - Metro Tournament in New Orleans, La.

7 - Virginia State Tournament in Harrisonburg, Va.

1981-82

Coach: Carol Alfano
Record: 16-12; Metro: 0-5

Nov. 24	at William & Mary	W 89-58
Nov. 28	Radford	W 81-63
Dec. 4	vs. American 1	W 92-57
Dec. 5	at George Washington 1	W 73-54
Dec. 7	Old Dominion	L 45-82
Dec. 11	at Duke	L 58-71
Dec. 19	Charleston WV	W 88-74
Dec. 27	vs. Queens 2	W 100-51
Dec. 28	vs. Detroit Mercy 2	L 47-65
Dec. 29	vs. DePaul 2	W 62-61
Jan. 2	vs. West Virginia 3 (2 OT)	L 81-82
Jan. 6	Appalachian State	W 64-57
Jan. 9	Yale	W 95-66
Jan. 12	at East Tennessee State	L 60-80
Jan. 16	Florida State *	L 82-93
Jan. 18	Marshall	W 71-52
Jan. 22	Louisville *	L 68-72
Jan. 25	#5 N.C. State	L 47-48
Jan. 29	vs. Tulane * 4	L 64-72
Jan. 31	at Cincinnati *	L 81-86
Feb. 3	Memphis *	L 68-77
Feb. 6	vs. Virginia 3	W 63-56
Feb. 10	at James Madison	W 85-74
Feb. 13	North Carolina	W 76-74
Feb. 16	Liberty	W 77-44
Feb. 20	Roanoke	W 100-67
Feb. 25	vs. Tulane 5	W 62-52
Feb. 26	at Memphis 5	L 59-83

1 - Belaire Classic in Washington, D.C.

2 - Queens College Tournament in Flushing, N.Y.

3 - in Roanoke, Va.

4 - in Cincinnati, Ohio

5 - Metro Tournament in Memphis, Tenn.

1982-83

Coach: Carol Alfano
Record: 13-12; Metro: 2-3

Nov. 29	at Marshall	W 73-69
Dec. 1	East Tennessee State	W 64-63
Dec. 6	at #12 N.C. State	L 63-79
Dec. 9	at Radford	W 73-63
Dec. 11	Howard	W 78-54
Dec. 18	at Charleston WV	W 81-64
Dec. 20	at Old Dominion	L 53-84
Dec. 27	vs. St. John's 1	L 60-64
Dec. 28	vs. Temple 1 (2 OT)	L 83-85
Jan. 4	#11 Tennessee	L 47-55

Jan. 8	at Virginia	L 66-70
Jan. 15	at West Virginia	L 66-71
Jan. 17	at Appalachian State	W 92-79
Jan. 22	at Memphis *	L 60-78
Jan. 29	Cincinnati *	W 86-63
Jan. 31	Louisville *	W 68-61
Feb. 5	VCU	W 81-57
Feb. 8	at Charlotte	W 66-60
Feb. 11	at Cincinnati *	L 58-81
Feb. 13	at Louisville *	L 54-63
Feb. 16	James Madison	W 57-47
Feb. 19	Morehead State	W 61-60
Feb. 21	at #20 North Carolina	L 83-100
Feb. 28	at Liberty	W 78-74
Mar. 6	vs. Memphis 2	L 64-72

1 - Queens College Holiday Classic in Flushing, N.Y.

2 - Metro Tournament in Louisville, Ky.

1983-84

Coach: Carol Alfano
Record: 15-15; Metro: 4-6

Nov. 26	Charleston WV	W 101-85
Nov. 29	at East Tennessee State	L 60-67
Dec. 10	at Howard	W 89-65
Dec. 17	Marshall	W 76-64
Dec. 20	Georgia Southern 1	W 84-61
Dec. 21	Mississippi State 1	L 87-89
Dec. 22	Northwestern 1	W 85-77
Dec. 30	vs. North Carolina 2	L 52-73
Dec. 31	vs. #13 N.C. State 2	L 63-74
Jan. 4	vs. Virginia 3	L 70-88
Jan. 7	Appalachian State	W 95-76
Jan. 10	at #8 Tennessee	L 63-77
Jan. 13	West Virginia	W 73-62
Jan. 16	at Morehead State	W 75-62
Jan. 21	Memphis *	L 62-74
Jan. 28	at Cincinnati *	W 92-86
Jan. 30	at Louisville *	L 72-81
Feb. 4	Florida State *	W 68-63
Feb. 6	Louisville *	W 93-61
Feb. 10	Cincinnati *	W 101-93
Feb. 13	at VCU	W 81-63
Feb. 18	at South Carolina *	L 74-89
Feb. 21	at James Madison	L 59-72
Feb. 24	at Southern Miss. *	L 75-91
Feb. 26	at Tulane *	L 59-64
Mar. 1	#5 Old Dominion	L 67-100
Mar. 3	South Carolina *	L 70-80
Mar. 5	vs. Southern Miss. 4	W 94-86
Mar. 6	vs. Louisville 4	L 60-63
Mar. 7	vs. South Carolina 4	W 89-76

1 - Marriott-Converse Christmas Classic in Blacksburg, Va.

2 - Dogwood Classic in Fayetteville, N.C.

3 - in Roanoke, Va.

4 - Metro Tournament in Cincinnati, Ohio

1984-85

Coach: Carol Alfano
Record: 16-13; Metro: 4-6

Nov. 23	at Tennessee Tech 1	L 79-94
Nov. 24	vs. Ohio 1	L 77-79
Nov. 28	East Tennessee State	W 74-51
Dec. 1	vs. North Carolina 2	W 74-73
Dec. 14	at Charleston WV	W 109-81
Dec. 17	UT-Chattanooga 3	W 75-59
Dec. 18	#19 Auburn 3	L 60-75
Dec. 19	#16 Louisiana State 3	W 86-77
Dec. 29	at Clemson	L 90-101
Jan. 6	at Florida State *	L 77-85
Jan. 10	Tulane *	W 104-64
Jan. 12	Southern Miss. *	L 73-93
Jan. 16	at #15 Virginia	L 62-74
Jan. 18	at Mississippi State	W 72-66
Jan. 19	at Memphis *	L 72-77
Jan. 21	James Madison	W 73-62
Jan. 26	at Cincinnati *	L 79-90
Jan. 28	at Louisville *	W 79-74
Jan. 30	#02 Old Dominion	L 76-86
Feb. 2	South Carolina *	W 59-58
Feb. 7	Cincinnati *	W 86-74
Feb. 10	Louisville *	L 68-70
Feb. 12	at Marshall	W 85-74
Feb. 15	at Appalachian State	W 79-75
Feb. 21	at South Carolina *	L 72-76

Feb. 25	VCU	W	90-57
Feb. 27	Radford	W	71-64
Mar. 3	vs. Florida State 4	W	86-65
Mar. 4	vs. Memphis 4	L	85-93
1 - Tennessee Tech Classic in Cookeville, Tenn.			
2 - in Salem, Va.			
3 - Marriott-Converse Christmas Classic in Blacksburg, Va.			
4 - Metro Tournament in Hattiesburg, Miss.			

1985-86

Coach: Carol Alfano
Record: 13-15; Metro: 4-6

Nov. 23	Charlotte	W	92-65
Nov. 27	Clemson	L	76-77
Nov. 30	at #5 Old Dominion	W	73-72
Dec. 4	at #19 North Carolina	L	73-75
Dec. 10	vs. #7 Virginia 1	L	58-87
Dec. 14	Marshall	W	91-71
Dec. 20	Delaware 2	W	74-61
Dec. 21	Charleston WV 2	W	84-68
Dec. 22	#10 Auburn 2	L	62-83
Jan. 4	Florida State *	W	73-68
Jan. 6	Memphis *	L	78-89
Jan. 11	at Southern Miss. *	W	89-79
Jan. 13	at Tulane *	(OT)L	77-89
Jan. 15	Appalachian State	W	90-74
Jan. 21	at East Tennessee State	L	56-74
Jan. 25	Louisville *	W	89-75
Jan. 27	Cincinnati *	W	81-71
Jan. 30	Randolph-Macon	W	76-64
Feb. 1	South Carolina *	L	83-92
Feb. 5	at James Madison	L	59-81
Feb. 8	at Cincinnati *	L	68-86
Feb. 10	at Louisville *	L	76-91
Feb. 15	at South Carolina *	L	53-69
Feb. 18	at Radford	L	81-86
Feb. 22	Mercer	W	98-67
Feb. 24	at Charlotte	L	62-71
Mar. 1	vs. Southern Miss. 3	W	86-76
Mar. 2	at South Carolina 3	L	54-67
1 - in Roanoke, Va.			
2 - Marriott-Converse Christmas Classic in Blacksburg, Va.			
3 - Metro Tournament in Columbia, S.C.			

1986-87

Coach: Carol Alfano
Record: 15-14; Metro: 7-5

Nov. 28	vs. #15 Mississippi 1	L	59-78
Nov. 29	vs. Connecticut 1	L	69-71
Dec. 5	Charleston WV 2	W	76-52
Dec. 6	Radford 2	W	64-55
Dec. 9	at #8 Virginia	L	43-73
Dec. 13	at George Mason	W	80-64
Dec. 19	at Old Dominion 3	L	54-76
Dec. 20	vs. Northwestern 3	L	64-70
Dec. 28	vs. #11 Georgia 4	L	56-80
Dec. 29	vs. Massachusetts 4	W	86-63
Jan. 3	Florida State *	W	91-78
Jan. 5	South Carolina *	L	52-60
Jan. 7	William & Mary	W	56-50
Jan. 10	at Memphis *	L	59-84
Jan. 12	at Southern Miss. *	W	77-50
Jan. 15	#16 James Madison	W	63-61
Jan. 24	at Cincinnati *	W	85-55

Jan. 26	at Louisville *	L	66-71
Jan. 31	at Florida State *	L	65-70
Feb. 2	at South Carolina *	W	69-65
Feb. 7	Memphis *	L	81-82
Feb. 9	Southern Miss. *	W	76-65
Feb. 14	at #3 Auburn	L	53-81
Feb. 16	at Mercer	W	117-84
Feb. 21	Cincinnati *	(OT)W	77-68
Feb. 23	Louisville *	W	78-73
Mar. 2	at VCU	L	74-85
Mar. 5	Florida State 5	W	68-67
Mar. 6	South Carolina 5	L	55-59

1 - Lady Sunshine Classic in Orlando, Fla.
2 - Converse Christmas Classic in Blacksburg, Va.
3 - Old Dominion Classic in Norfolk, Va.
4 - Texaco/Wildcat Tournament in Villanova, Pa.
5 - Metro Tournament in Blacksburg, Va.

1987-88

Coach: Carol Alfano
Record: 12-16; Metro: 4-8

Nov. 27	vs. Morehead State 1	W	59-52
Nov. 28	at Appalachian State 1	W	79-71
Dec. 5	Richmond	W	70-58
Dec. 8	#6 Virginia	L	57-74
Dec. 12	at George Washington	L	55-71
Dec. 18	at William & Mary	W	58-51
Dec. 29	vs. #7 Mississippi 2	L	57-60
Dec. 30	vs. Colgate 2	W	94-50
Jan. 2	VCU	W	75-74
Jan. 9	at Southern Miss. *	L	75-78
Jan. 11	at Memphis *	W	73-61
Jan. 16	Louisville *	W	68-67
Jan. 18	Cincinnati *	L	47-50
Jan. 20	Old Dominion	L	56-77
Jan. 23	at Charleston WV	W	67-65
Jan. 25	at #20 James Madison	L	39-79
Jan. 30	at Florida State *	L	59-61
Feb. 1	at South Carolina *	L	44-75
Feb. 4	Charlotte	L	55-69
Feb. 6	Southern Miss. *	L	68-79
Feb. 8	Memphis *	L	84-89
Feb. 10	at Radford	W	77-74
Feb. 13	at Cincinnati *	L	62-74
Feb. 15	at Louisville *	W	62-59
Feb. 20	Florida State *	W	97-81
Feb. 29	at Kentucky	L	79-80
Mar. 5	South Carolina *	L	69-73
Mar. 10	vs. Southern Miss. 3	L	60-73

1 - Appalachian State/Shearaton Classic in Boone, N.C.
2 - St. Peter's Tournament in Jersey City, N.J.
3 - Metro Tournament in Tallahassee, Fla.

1988-89

Coach: Carol Alfano
Record: 16-13; Metro: 7-5

Nov. 26	vs. Bradley 1	W	75-57
Nov. 27	at Syracuse 1	(OT)L	74-76
Nov. 29	at #10 Virginia	L	73-75
Dec. 4	George Washington	W	51-35
Dec. 10	James Madison	L	49-72
Dec. 17	at Old Dominion	L	63-68
Dec. 19	at VCU	(OT)L	76-88

Dec. 29	vs. Houston 2	L	69-80
Dec. 30	vs. Connecticut 2	W	65-63
Jan. 4	at Richmond	L	54-79
Jan. 9	Cincinnati *	W	52-49
Jan. 14	at Memphis *	W	75-62
Jan. 16	at Southern Miss. *	L	73-82
Jan. 21	Florida State *	W	68-67
Jan. 23	George Mason	W	67-49
Jan. 28	at Florida State *	L	66-69
Jan. 30	at South Carolina *	L	52-86
Feb. 4	at Louisville *	W	73-62
Feb. 6	at Cincinnati *	L	50-66
Feb. 11	Memphis *	W	74-55
Feb. 13	Southern Miss. *	L	64-72
Feb. 17	Charleston WV	W	77-50
Feb. 19	Kentucky	W	75-66
Feb. 21	at Charlotte	W	78-57
Feb. 25	South Carolina *	W	63-59
Mar. 1	Radford	W	71-59
Mar. 4	Louisville *	W	65-57
Mar. 9	at Memphis 3	W	78-63
Mar. 10	vs. Southern Miss. 3	L	62-70

1 - Carrier Classic in Syracuse, N.Y.
2 - Cardinal Classic in Stanford, Calif.
3 - Metro Tournament in Memphis, Tenn.

1989-90

Coach: Carol Alfano
Record: 14-14; Metro: 8-6

Nov. 25	West Virginia State	W	93-40
Nov. 28	at #1 Tennessee	L	55-81
Dec. 1	vs. St. John's 1	L	67-78
Dec. 2	vs. Ohio 1	L	55-62
Dec. 6	at George Mason	L	54-69
Dec. 21	#23 Old Dominion	L	72-84
Dec. 29	vs. Boston College 2	W	74-65
Dec. 30	at Richmond 2	L	58-66
Jan. 3	#10 Virginia	L	77-79
Jan. 6	Florida State *	L	64-68
Jan. 8	Liberty	W	80-54
Jan. 13	at Memphis *	W	69-68
Jan. 15	at Southern Miss. *	L	63-85
Jan. 20	Tulane *	W	82-59
Jan. 23	VCU	W	64-52
Jan. 27	at Cincinnati *	W	56-42
Jan. 29	at Louisville *	W	65-54
Feb. 3	at Florida State *	L	52-69
Feb. 5	at South Carolina *	L	47-72
Feb. 10	Memphis *	W	77-59
Feb. 12	Southern Miss. *	L	53-62
Feb. 17	James Madison	(OT)W	53-50
Feb. 21	South Carolina *	L	59-67
Feb. 24	Cincinnati *	W	72-59
Feb. 26	Louisville *	W	81-62
Feb. 28	at Radford	W	66-54
Mar. 3	at Tulane *	W	70-53
Mar. 8	vs. Louisville 3	L	60-85

1 - Roger I. White Invitational in Evanston, Ill.

2 - Dole Pineapple Classic in Richmond, Va.

3 - Metro Tournament in Cincinnati, Ohio

1990-91

Coach: Carol Alfano
Record: 12-15; Metro: 8-6

Nov. 23	vs. Lamar 1	L	54-71
---------	-------------	---	-------

Nov. 24	vs. Eastern Illinois 1	L	66-70
Nov. 28	at #1 Virginia	L	44-93
Dec. 3	#6 Tennessee	L	54-64
Dec. 8	at Old Dominion	L	69-80
Dec. 20	West Virginia	L	80-84
Dec. 29	Towson State 2	W	92-61
Dec. 30	George Mason 2	L	56-57
Jan. 2	William & Mary	W	75-60
Jan. 5	at Memphis *	W	71-65
Jan. 7	Florida State *	L	64-78
Jan. 12	at Southern Miss. *	L	67-79
Jan. 14	at Tulane *	W	64-54
Jan. 19	South Carolina *	W	69-67
Jan. 21	James Madison	L	48-64
Jan. 26	at Cincinnati *	W	74-59
Jan. 28	at Louisville *	L	61-78
Feb. 2	Memphis *	W	77-73
Feb. 4	at Liberty	W	77-56
Feb. 7	Southern Miss. *	W	75-64
Feb. 11	Tulane *	W	67-41
Feb. 16	at South Carolina *	L	51-66
Feb. 18	at Florida State *	L	53-76
Feb. 21	Radford	W	87-49
Feb. 23	Cincinnati *	W	55-52
Feb. 27	at Louisville *	L	57-70
Mar. 4	vs. Southern Miss. 3	L	71-91

1 - Florida International in Miami, Fla.

2 - Diamond Club Classic in Blacksburg, Va.

3 - Metro Tournament in Louisville, Ky.

1991-92

Coach: Carol Alfano
Record: 10-18; Metro: 3-9

Nov. 27	at Air Force	W	75-70
Nov. 29	vs. #6 Vanderbilt 1	L	63-78
Nov. 30	vs. Illinois 1	L	66-68
Dec. 4	at East Tennessee State	W	93-86
Dec. 7	Old Dominion	L	55-71
Dec. 19	at North Carolina	L	62-76
Dec. 29	Akron 2	W	78-60
Dec. 30	UNC Greensboro 2	W	84-65
Jan. 4	at VCU *	L	66-74
Jan. 6	at William & Mary	W	62-42
Jan. 12	at Youngstown State	L	81-92
Jan. 18	Charlotte *	L	53-75
Jan. 20	South Florida *	W	74-59
Jan. 25	at Dayton	L	71-75
Jan. 27	at Louisville *	L	44-93
Feb. 1	at Tulane *	L	56-59
Feb. 3	at Southern Miss. *	L	55-86
Feb. 8	VCU *	L	57-59
Feb. 10	Dayton	W	71-55
Feb. 12	at Radford	L	72-75
Feb. 15	at South Florida *	W	67-64
Feb. 17	at James Madison	L	62-75
Feb. 24	Louisville *	L	56-75
Feb. 29	Tulane *	L	43-63
Mar. 2	Southern Miss. *	W	64-62
Mar. 7	at Charlotte 3	L	57-86
Mar. 11	vs. Charlotte 3	W	67-61
Mar. 12	vs. Southern Miss. 3	L	63-76

1 - Coors Classic in Boulder, Colo.

2 - Diamond Club Classic in Blacksburg, Va.

3 - Metro Tournament in Louisville, Ky.

1992-93

Coach: Carol Alfano
Record: 20-8; Metro: 8-4

Dec. 1	Wingate	W	58-43
Dec. 4	vs. East Carolina 1	W	86-72
Dec. 5	at Duke 1	L	63-85
Dec. 8	#6 Virginia	L	59-93
Dec. 19	at Old Dominion	W	76-63
Dec. 21	East Tennessee State	W	91-59
Dec. 29	Drexel 2	W	92-41
Dec. 30	Marshall 2	W	84-78
Jan. 2	Gardner-Webb	W	89-59
Jan. 6	at UNC Greensboro	L	54-63
Jan. 9	VCU *	W	70-67
Jan. 11	at Western Carolina	W	74-48
Jan. 16	Tulane *	W	80-57
Jan. 18	Southern Miss. *	W	85-70
Jan. 20	Radford	W	81-68
Jan. 25	at Louisville *	W	79-75
Jan. 30	at South Florida *	(OT)W	85-83
Feb. 1	at Charlotte *	L	44-81
Feb. 9	James Madison	W	81-60
Feb. 13	at Southern Miss. *	L	80-89
Feb. 15	at Tulane *	L	65-79
Feb. 20	South Florida *	W	82-62
Feb. 22	Louisville *	W	82-61
Feb. 25	at Morehead State	W	94-88

The 1993-94 team won the Metro Conference Tournament and was the first Tech team to go to the NCAA Tournament.





Mar. 1	at VCU *	L 69-71
Mar. 4	Charlotte *	W 76-70
Mar. 10	vs. South Florida 3	W 74-50
Mar. 11	at Louisville 3	L 73-92
1 - Duke Classic in Durham, N.C.		
2 - Diamond Club Classic in Blacksburg, Va.		
3 - Metro Tournament in Louisville, Ky.		

1993-94

Coach: Carol Alfano
Record: 24-6; Metro: 9-3

Dec. 1	Western Carolina	W 102-43
Dec. 4	Ohio	W 75-60
Dec. 8	at #8 Virginia	L 66-78
Dec. 18	vs. Mississippi State 1	W 76-61
Dec. 19	vs. Colorado State 1	W 73-69
Dec. 29	Colgate 2	W 90-68
Dec. 30	Appalachian State 2	W 77-76
Jan. 2	at East Tennessee State	W 77-71
Jan. 6	Morehead State	W 86-52
Jan. 8	UT-Chattanooga	W 79-73
Jan. 10	South Florida *	W 72-59
Jan. 12	Bradley	W 76-52
Jan. 15	at Tulane *	L 64-75
Jan. 17	at Southern Miss. *	L 62-93
Jan. 20	at Tennessee	L 51-88
Jan. 25	at James Madison	W 74-60
Jan. 28	Louisville *	W 72-54
Feb. 1	at Radford	W 72-63
Feb. 3	Charlotte *	W 65-53
Feb. 8	at Louisville *	W 57-53
Feb. 12	VCU *	W 64-54
Feb. 19	at South Florida *	L 64-77
Feb. 22	at VCU *	W 65-49
Feb. 26	Tulane *	W 71-65
Feb. 28	#19 Southern Miss. *	W 60-50
Mar. 3	at Charlotte *	W 60-37
Mar. 8	vs. VCU 3	W 61-46
Mar. 9	vs. Charlotte 3	W 63-55
Mar. 10	vs. #19 Southern Miss. 3	W 83-76
Mar. 16	Auburn 4	L 51-60

1 - Pepperdine Tournament in Malibu, Calif.
2 - Diamond Club Classic in Blacksburg, Va.
3 - Metro Tournament in Louisville, Ky.
4 - NCAA Tournament in Blacksburg, Va.

1994-95

Coach: Carol Alfano
Record: 22-9; Metro: 10-2

Nov. 15	at Maryland 1	W 68-53
Nov. 17	at SW Missouri State 2	L 45-61
Nov. 28	at Ohio (OT)	L 66-67
Dec. 1	Radford	W 72-42
Dec. 3	at UT-Chattanooga	W 64-45
Dec. 6	Winthrop	W 65-45
Dec. 19	vs. Michigan State 3	W 63-61
Dec. 20	vs. Oklahoma State 3	W 83-77
Dec. 21	vs. Texas Tech 3	L 47-68
Dec. 29	Furman 4	W 73-61
Dec. 30	#4 North Carolina 4	L 52-57
Jan. 2	at William & Mary	W 72-53
Jan. 6	at Louisville *	W 56-54
Jan. 8	at VCU *	W 54-51
Jan. 13	#9 Virginia	W 69-62
Jan. 15	South Florida *	W 72-52
Jan. 20	Charlotte *	W 68-55
Jan. 23	James Madison	W 68-54
Jan. 27	at Tulane *	L 62-72
Jan. 29	at Southern Miss. *	L 66-75
Feb. 3	at Charlotte *	W 63-54
Feb. 10	Southern Miss. *	W 64-63
Feb. 12	Tulane *	W 77-65
Feb. 17	VCU *	W 81-63
Feb. 19	at South Florida *	W 85-69
Feb. 22	#2 Tennessee	L 33-66
Feb. 26	Louisville *	W 68-60
Mar. 1	at West Virginia	W 82-66
Mar. 9	vs. Southern Miss. 5	L 66-67
Mar. 16	vs. St. Joseph's 6	L 62-52
Mar. 18	at #1 Connecticut 6	L 45-91

1 - Preseason WNIT in College Park, Md.
2 - Preseason WNIT in Springfield, Mo.
3 - San Juan Shootout in San Juan, P.R.
4 - Diamond Club Classic in Blacksburg, Va.
5 - Metro Tournament in Louisville, Ky.
6 - NCAA Tournament in Storrs, Conn.

1995-96

Coach: Carol Alfano
Record: 11-17; Atlantic 10: 8-8

Nov. 24	at Stetson	L 77-83
Nov. 29	at Radford	L 64-81
Dec. 6	at #5 Virginia	L 38-80



The Atlantic 10 champion 1997-98 team reached the NCAA Second Round.

Dec. 9	VCU	L 54-57
Dec. 19	at Northern Arizona 1	L 50-80
Dec. 20	vs. Florida 1	L 48-65
Dec. 29	Hampton 2	W 84-66
Dec. 30	Campbell 2	W 70-59
Jan. 3	at Fordham *	W 75-59
Jan. 11	at James Madison	L 58-75
Jan. 13	at George Washington *	L 58-79
Jan. 18	at Massachusetts *	L 47-65
Jan. 20	at Duquesne *	L 68-73
Jan. 25	La Salle *	W 70-65
Jan. 28	Xavier OH *	(OT)W 87-82
Feb. 1	at La Salle *	L 53-77
Feb. 3	at St. Joseph's *	L 50-57
Feb. 7	Duquesne *	W 65-56
Feb. 10	Rhode Island *	L 63-68
Feb. 12	Temple *	W 86-49
Feb. 15	at Dayton *	W 66-59
Feb. 17	at Xavier OH *	L 70-83
Feb. 20	Richmond	L 55-64
Feb. 22	St. Bonaventure *	W 75-68
Feb. 24	Dayton *	W 79-59
Feb. 27	George Washington *	(OT)L 60-64
Mar. 1	Fordham 3	(2 OT)W 90-78
Mar. 2	Massachusetts 3	L 42-64

1 - Woodlands Plaza Classic in Flagstaff, Ariz.
2 - Diamond Club Classic in Blacksburg, Va.
3 - Atlantic 10 Tournament in Blacksburg, Va.

1996-97

Coach: Carol Alfano
Record: 10-21; Atlantic 10: 4-12

Nov. 21	UNC Greensboro	W 89-86
Nov. 29	vs. Michigan 1	L 63-79
Nov. 30	vs. Pittsburgh 1	L 63-72
Dec. 1	vs. Houston 1	W 69-66
Dec. 5	James Madison	L 54-56
Dec. 11	Radford	L 83-84
Dec. 19	at Richmond	L 76-82
Dec. 29	vs. Cornell 2	W 73-50
Dec. 30	vs. Loyola (Md.) 2	W 58-55
Jan. 3	Iona	W 50-49
Jan. 6	at George Washington *	L 57-83
Jan. 8	at Appalachian State	L 58-67
Jan. 10	at Temple *	L 61-79
Jan. 12	St. Joseph's *	L 44-75
Jan. 16	at Xavier *	(OT)L 62-73
Jan. 18	at Dayton *	(2 OT)W 103-98
Jan. 21	George Washington *	L 44-82
Jan. 23	at La Salle *	L 40-69
Jan. 25	at Duquesne *	L 67-84

Jan. 29	Massachusetts *	L 52-54
Feb. 1	at Rhode Island *	L 58-69
Feb. 3	Fordham *	W 63-61
Feb. 6	#8 Virginia	L 41-90
Feb. 9	at St. Bonaventure *	L 63-75
Feb. 13	Dayton *	W 84-65
Feb. 15	Xavier *	L 54-65
Feb. 17	at VCU	L 60-65
Feb. 20	Duquesne *	W 70-62
Feb. 22	La Salle *	L 54-67
Feb. 25	vs. St. Bonaventure 3	W 83-78
Feb. 27	vs. La Salle 4	L 66-81

1 - Hawaiian Airlines Wahine Classic in Honolulu, Hi.
2 - Diamond Club Classic in Blacksburg, Va.
3 - Atlantic 10 Tournament in St. Bonaventure, N.Y.
4 - Atlantic 10 Tournament in Philadelphia, Pa.

1997-98

Coach: Bonnie Henrickson
Record: 22-10; Atlantic 10: 11-5

Nov. 21	East Carolina	W 68-39
Nov. 25	at #12 Virginia	L 49-64
Nov. 28	vs. St. Mary's 1	W 68-59
Nov. 29	vs. Villanova 1	L 46-55
Dec. 2	Appalachian State	W 65-49
Dec. 4	at UNC Greensboro	W 88-74
Dec. 10	at Radford	W 84-67
Dec. 21	at James Madison	L 70-77
Dec. 29	UMBC	W 89-36
Dec. 30	Siena	L 64-69
Jan. 2	Rhode Island *	W 84-60
Jan. 4	Massachusetts *	L 56-58
Jan. 8	at Xavier *	L 74-83
Jan. 10	at Dayton *	W 75-64
Jan. 13	La Salle *	W 65-57
Jan. 17	at George Washington *	W 64-57
Jan. 24	St. Bonaventure *	W 84-73
Jan. 27	at Duquesne *	L 86-99
Jan. 29	George Washington *	W 67-55
Feb. 1	at La Salle *	W 67-55
Feb. 5	Dayton *	W 68-66
Feb. 9	Xavier *	L 68-69
Feb. 12	at St. Joseph's *	L 43-58
Feb. 14	at Temple *	W 69-51
Feb. 19	Duquesne *	W 79-78
Feb. 21	at Fordham *	W 59-44
Feb. 24	Fordham 2	W 79-40
Feb. 26	vs. St. Joseph's 3	W 67-62
Mar. 1	vs. George Washington 4	W 73-72
Mar. 2	vs. Massachusetts 4	(OT)W 66-64

Mar. 14	vs. #24 Wisconsin 5	W 75-64
Mar. 16	vs. #12 Florida 5	L 57-89
1 - St. Mary's Thanksgiving Tipoff Classic in Moraga, Calif.		
2 - Atlantic 10 Tournament in Blacksburg, Va.		
3 - Atlantic 10 Tournament in Philadelphia, Pa.		
4 - Atlantic 10 Tournament in Amherst, Mass.		
5 - NCAA Tournament in Gainesville, Fla.		

1998-99

Coach: Bonnie Henrickson
Record: 28-3; Atlantic 10: 15-1

Nov. 13	at Liberty	W 69-55
Nov. 15	at Duke	W 72-70
Nov. 22	Radford	W 86-52
Nov. 24	James Madison	W 72-54
Nov. 30	#18 Virginia	W 81-65
Dec. 3	at Appalachian State	W 69-60
Dec. 9	East Carolina	W 77-45
Dec. 12	Duquesne *	W 67-60
Dec. 21	George Mason	W 66-57
Dec. 28	Akron 1	W 80-59
Dec. 29	Mississippi State 1	W 73-52
Jan. 2	Fordham *	W 78-61
Jan. 4	Dayton *	W 76-59
Jan. 8	at Duquesne *	W 80-69
Jan. 10	George Washington *	W 74-65
Jan. 15	at St. Bonaventure *	W 87-64
Jan. 22	St. Joseph's *	W 65-56
Jan. 24	Temple *	W 89-69
Jan. 29	at Xavier *	L 67-71
Jan. 31	at Dayton *	W 68-60
Feb. 5	Xavier *	W 61-60
Feb. 7	La Salle *	W 70-57
Feb. 12	at Massachusetts *	W 67-51
Feb. 14	at Rhode Island *	W 64-62
Feb. 18	at La Salle *	W 70-57
Feb. 21	George Washington *	W 66-64
Feb. 27	vs. Dayton 2	(3 OT)W 73-72
Feb. 28	vs. Xavier 2	L 79-86
Mar. 13	vs. Saint Peter's 3	W 73-48
Mar. 15	vs. Auburn 3	W 76-61
Mar. 20	vs. #2 Tennessee 4	L 52-68

1 - Diamond Club Classic in Blacksburg, Va.
2 - Atlantic 10 Tournament in Philadelphia, Pa.
3 - NCAA Tournament in Blacksburg, Va.
4 - NCAA Tournament in Greensboro, N.C.

1999-00

Coach: Bonnie Henrickson
Record: 20-11; Atlantic 10: 12-6

Nov. 15	Liberty	W 60-45
Nov. 17	#5 Georgia 1	L 60-65
Nov. 26	vs. Southern Utah 2	W 63-55
Nov. 27	at #14 Oregon 2	L 53-73
Nov. 30	Appalachian State	W 75-55
Dec. 2	at James Madison	W 66-50
Dec. 5	Duquesne *	W 78-42
Dec. 8	#18 Duke	L 61-70
Dec. 20	at Virginia	L 62-67
Dec. 29	Hampton 3	W 93-61
Dec. 30	Charlotte 3	W 72-61
Jan. 2	at Radford	W 66-42
Jan. 6	Rhode Island *	W 81-38
Jan. 9	George Washington *	L 64-76
Jan. 16	at La Salle *	W 76-57
Jan. 21	at Temple *	W 59-54
Jan. 23	at St. Joseph's *	W 62-53
Jan. 28	Dayton *	L 65-69
Jan. 30	Xavier *	L 60-64
Feb. 2	at George Washington *	L 58-73
Feb. 6	at Fordham *	W 75-52
Feb. 10	at Xavier *	L 46-68
Feb. 13	Massachusetts *	W 66-45
Feb. 17	St. Bonaventure *	W 73-56
Feb. 20	at Duquesne *	W 68-56
Feb. 24	La Salle *	W 64-57
Feb. 27	at Dayton *	W 68-63
Mar. 3	vs. Rhode Island * 4	W 68-37
Mar. 4	vs. Massachusetts * 4	L 54-58
Mar. 16	Georgia State 5	W 80-56
Mar. 18	Maryland 5	(OT)L 60-68

1 - Preseason WNIT in Blacksburg, Va.
2 - Pepsi Shootout in Eugene, Ore.
3 - Virginia Lottery-Hokie Hardwood Classic in Blacksburg, Va.
4 - Atlantic 10 Tournament in Philadelphia, Pa.
5 - WNIT in Blacksburg, Va.

2000-01

Coach: Bonnie Henrickson
Record: 22-9; BIG EAST: 11-5

Nov. 17	Liberty	W 72-51
Nov. 21	James Madison	W 78-60
Nov. 25	vs. Michigan State 1	W 50-36
Nov. 26	at Florida State 1	L 57-77
Nov. 30	#17 Virginia	W 57-56
Dec. 2	at Richmond	W 77-74
Dec. 6	at #7 Rutgers *	L 53-61
Dec. 9	Radford	W 71-45
Dec. 18	at Clemson	L 59-80
Dec. 21	at Old Dominion	W 69-57
Dec. 28	UNC Asheville 2	W 85-47
Dec. 29	Maine 2	W 79-68
Jan. 3	#3 Notre Dame *	L 64-75
Jan. 7	Miami *	W 64-51
Jan. 13	at #3 Notre Dame *	L 55-75
Jan. 17	at Boston College *	W 64-52
Jan. 20	Georgetown *	W 79-50
Jan. 23	Villanova *	W 65-59
Jan. 31	at Syracuse *	W 48-46
Feb. 3	Providence *	W 65-54
Feb. 7	#3 Connecticut *	L 38-90
Feb. 11	Pittsburgh *	W 86-50
Feb. 14	at West Virginia *	W 92-53
Feb. 18	Boston College *	(OT)L 59-65
Feb. 21	Providence *	W 71-64
Feb. 24	at Seton Hall *	W 52-46
Feb. 27	at St. John's *	W 62-54
Mar. 4	vs. #21 Villanova 3	W 73-67
Mar. 5	vs. #1 Notre Dame 3	L 49-67
Mar. 16	vs. Denver 4	W 77-57
Mar. 18	vs. #12 Texas Tech 4	L 52-73

- 1 - Tallahassee Democrat Classic in Tallahassee, Fla.
- 2 - Lady Luck Classic in Blacksburg, Va.
- 3 - BIG EAST Tournament in Storrs, Conn.
- 4 - NCAA Tournament in Lubbock, Texas

2001-02

Coach: Bonnie Henrickson
Record: 21-11; BIG EAST: 9-7

Nov. 15	Richmond	W 76-62
Nov. 19	#16 Old Dominion	W 68-62
Nov. 24	vs. N.W. State 1	W 71-46
Nov. 25	at #19 LSU	L 65-66
Nov. 29	at Virginia	L 58-60
Dec. 5	at Pittsburgh *	W 83-64
Dec. 8	at Liberty	W 56-40
Dec. 12	at Radford	W 80-46
Dec. 21	at James Madison	W 70-47
Dec. 28	Gardner-Webb 2	W 76-39
Dec. 29	Hampton 2	W 83-43
Jan. 3	Clemson	W 68-58
Jan. 5	Syracuse *	W 62-56
Jan. 9	Boston College *	W 73-52
Jan. 12	at Georgetown *	W 71-64
Jan. 16	West Virginia *	W 67-62
Jan. 19	St. John's *	W 69-50
Jan. 23	at Syracuse *	L 59-75
Jan. 26	at Notre Dame *	L 57-64
Jan. 29	#1 Connecticut *	L 50-59
Feb. 5	Miami *	W 72-60
Feb. 10	at #1 Connecticut *	L 42-77
Feb. 13	at Providence *	L 61-67
Feb. 17	Seton Hall *	W 74-52

Feb. 20	at Miami *	L 53-55
Feb. 23	at Villanova *	L 64-76
Feb. 26	Rutgers *	W 70-63
Mar. 2	at Rutgers 3	L 43-44
Mar. 13	UNC Greensboro 4	W 51-45
Mar. 16	George Washington 4	W 68-52
Mar. 20	Vermont 4	W 76-48
Mar. 23	vs. Houston 4	(2OT)L 72-77

1 - Crayfish Classic in Baton Rouge, La.
2 - Lady Luck Classic in Blacksburg, Va.
3 - BIG EAST Tournament in Piscataway, N.J.
4 - WNIT in Blacksburg, Va.

2002-03

Coach: Bonnie Henrickson
Record: 22-10; BIG EAST: 10-6

Nov. 22	UNC Greensboro	W 54-46
Nov. 29	at Fla. International 1	L 70-79
Nov. 30	vs. Washington State 1	W 72-50
Dec. 3	Virginia	W 72-56
Dec. 7	James Madison	(OT)W 77-73
Dec. 11	at Maryland	W 60-57
Dec. 14	at Liberty	W 53-50
Dec. 21	at Old Dominion	L 49-63
Dec. 28	UT Martin 2	W 87-55
Dec. 29	Duquesne 2	W 66-52
Dec. 31	Radford	W 78-56
Jan. 4	Syracuse *	W 73-63
Jan. 7	at Villanova *	L 60-62
Jan. 12	at #2 Connecticut *	L 57-69
Jan. 15	Pittsburgh *	W 61-53
Jan. 18	at West Virginia *	W 55-48
Jan. 22	Rutgers *	(OT)W 66-64
Jan. 28	at Miami *	(OT)L 66-67
Feb. 1	Providence *	W 80-56
Feb. 4	at Seton Hall *	W 55-46
Feb. 9	Notre Dame *	W 53-50
Feb. 12	Georgetown *	W 78-46
Feb. 16	at #22 Boston College *	L 47-65
Feb. 22	#20 Villanova *	L 61-71
Feb. 26	at #23 Rutgers *	L 43-67
Mar. 1	West Virginia *	W 76-64
Mar. 4	at St. John's *	W 69-53
Mar. 8	vs. West Virginia 3	W 66-60
Mar. 9	vs. Boston College 3	(OT)W 74-70
Mar. 10	vs. #1 Connecticut 3	L 54-71
Mar. 22	vs. Georgia Tech 4	W 61-59
Mar. 24	vs. #10 Purdue 4	L 62-80

1 - FIU Thanksgiving Classic in Miami, Fla.
2 - Lady Luck Classic in Blacksburg, Va.
3 - BIG EAST Tournament in Piscataway, N.J.
4 - NCAA Tournament in West Lafayette, Ind.

2003-04

Coach: Bonnie Henrickson
Record: 23-8; BIG EAST: 10-6

Nov. 21	Miami (Ohio)	W 77-60
Nov. 23	at #24 Virginia	W 63-62
Nov. 28	vs. Iowa State 1	W 67-57
Nov. 29	vs. Mississippi State 1	W 63-56
Dec. 3	Old Dominion	W 79-72
Dec. 7	at Alabama	W 68-51
Dec. 13	Maryland	W 63-43
Dec. 21	at James Madison	W 60-53
Dec. 28	Furman 2	W 83-70
Dec. 29	Wake Forest 2	W 70-59
Jan. 2	Liberty	W 52-45

Jan. 4	Providence *	W 64-34
Jan. 7	at Rutgers *	L 43-56
Jan. 10	at Notre Dame *	L 40-53
Jan. 14	#19 Villanova *	W 63-50
Jan. 17	at Georgetown *	L 50-70
Jan. 21	at Pittsburgh *	W 67-57
Jan. 24	#24 Boston College *	W 80-64
Jan. 27	#4 Connecticut *	L 50-68
Jan. 31	at Syracuse *	W 75-60
Feb. 3	Seton Hall *	W 64-40
Feb. 10	at West Virginia *	L 66-69
Feb. 14	Miami *	L 56-65
Feb. 18	at Seton Hall *	W 48-42
Feb. 21	at Providence *	W 77-56
Feb. 28	Pittsburgh *	W 85-55
Mar. 2	St. John's *	W 69-38
Mar. 6	vs. Georgetown 3	W 56-47
Mar. 7	vs. #4 Connecticut 3	L 34-48
Mar. 21	Iowa 4	W 89-76
Mar. 23	#5 Penn State 4	L 48-61

1 - Virgin Islands Paradise Jam in St. Thomas, V.I.
2 - Lady Luck Classic in Blacksburg, Va.
3 - BIG EAST Championships in Hartford, Conn.
4 - NCAA Championships in Blacksburg, Va.

2004-05

Coach: Beth Dunkenberger
Record: 17-12; Atlantic Coast: 6-8

Nov. 19	vs. Valparaiso 1	W 64-57
Nov. 20	at #14 Minnesota 1	L 56-70
Nov. 23	at James Madison	W 80-67
Nov. 27	at Old Dominion	L 56-87
Dec. 4	Alabama	W 72-59
Dec. 7	at Liberty	W 66-55
Dec. 12	St. Francis (Pa.)	W 77-62
Dec. 18	vs. Western Michigan 2	W 72-57
Dec. 19	vs. #12 Texas Tech 2	(OT)W 71-70
Dec. 28	Southern Miss. 3	W 105-40
Dec. 30	Davidson 3	W 87-62
Jan. 2	#17 Maryland *	W 77-67
Jan. 6	Fordham	W 80-67
Jan. 9	at #2 Duke *	L 67-88
Jan. 17	N.C. State *	(OT)L 75-76
Jan. 20	at Clemson *	W 81-66
Jan. 24	#21 Florida State *	(2 OT)L 78-81
Jan. 28	at Virginia *	L 67-70
Jan. 31	Wake Forest *	W 74-64
Feb. 2	Richmond	W 79-63
Feb. 6	at Miami *	L 67-78
Feb. 11	at #8 North Carolina *	L 67-93
Feb. 13	Virginia *	L 58-61
Feb. 16	Georgia Tech *	W 73-48
Feb. 19	at #25 Florida State *(3 OT)L	83-94
Feb. 24	at #23 Maryland *	W 87-79
Feb. 27	Miami *	W 90-45
Mar. 4	vs. Wake Forest 4	L 56-61
Mar. 20	vs. #16 DePaul 5	L 78-79

- 1 - Subway Basketball Classic in Minneapolis, Minn.
- 2 - Duel In The Desert in Las Vegas, Nev.
- 3 - Lady Luck Classic in Blacksburg, Va.
- 4 - ACC Tournament in Greensboro, N.C.
- 5 - NCAA Championships in College Park, Md.

2005-06

Coach: Beth Dunkenberger
Record: 21-10; Atlantic Coast: 6-8

Nov. 20	James Madison	W 86-71
Nov. 22	Old Dominion	W 76-69
Nov. 25	vs. Denver 1	W 56-40
Nov. 26	at Southern Methodist 1	W 87-61
Nov. 29	Evansville	W 79-59
Dec. 4	at Richmond	W 54-47
Dec. 7	at Radford	W 58-52
Dec. 10	Liberty	W 70-60
Dec. 19	vs. Western Michigan 2	W 69-65
Dec. 20	vs. Texas Tech 2	W 69-62
Dec. 28	vs. Longwood 3	W 89-70
Dec. 29	vs. Texas A&M CC 3	W 76-64
Jan. 2	at NC State *	L 44-65
Jan. 4	High Point	W 91-52
Jan. 8	#19 Boston College *	W 67-62
Jan. 16	Virginia *	L 59-78
Jan. 19	at Wake Forest *	(OT) L 71-77
Jan. 23	#6 Maryland *	L 62-68
Jan. 29	at Miami *	L 62-77
Feb. 2	at Virginia *	W 65-54
Feb. 6	#2 Duke *	L 62-73
Feb. 9	Clemson *	W 82-70
Feb. 13	at Florida State *	W 76-69
Feb. 17	#3 North Carolina *	L 75-84
Feb. 19	at Georgia Tech *	W 70-54
Feb. 22	at #1 Duke *	L 51-93
Feb. 26	Wake Forest *	W 76-42
Mar. 3	vs. Wake Forest 4	W 73-60
Mar. 3	vs. #2 Duke 4	L 56-69
Mar. 19	vs. Missouri 5	W 82-51
Mar. 21	vs. #8 Connecticut 5	L 56-79

- 1 - Southern Methodist Tournament in Dallas, Texas
- 2 - Caribbean Classic in Cancun, Mexico
- 3 - Lady Luck Classic in Blacksburg, Va.
- 4 - ACC Championships in Greensboro, N.C.
- 5 - NCAA Championships in University Park, Pa.

2006-07

Coach: Beth Dunkenberger
Record: 19-15; Atlantic Coast: 6-8

Nov. 10	Radford	L 60-67
Nov. 12	vs. Howard 1	W 97-78
Nov. 13	vs. West Virginia 1	W 60-56
Nov. 14	at #10 LSU 1	L 40-70
Nov. 18	Delaware State	W 66-50
Nov. 24	vs. Iowa State 2	L 69-75
Nov. 25	vs. Tennessee Tech 2	W 87-52
Nov. 28	William & Mary	L 41-64
Dec. 2	Charlotte	W 80-68
Dec. 5	at Liberty	W 55-52
Dec. 18	East Tennessee State	W 78-64
Dec. 21	at UAB	L 59-70
Dec. 28	Winston-Salem State 3	W 43-33
Dec. 29	Detroit 3	W 71-57
Jan. 2	Wake Forest *	W 74-54
Jan. 4	at #2 North Carolina *	L 68-102
Jan. 7	#3 Duke *	L 54-86
Jan. 10	vs. UNC Greensboro	W 56-45
Jan. 15	Florida State *	L 60-70
Jan. 18	at Wake Forest *	W 74-34
Jan. 22	at Virginia *	W 60-58
Jan. 25	Miami *	W 78-71
Jan. 29	at #1 Duke *	L 65-75
Feb. 3	Morehead State	W 77-64
Feb. 5	Georgia Tech *	W 73-68
Feb. 8	at #6 Maryland *	L 58-68
Feb. 11	at Clemson *	L 69-73
Feb. 15	Virginia *	L 76-79
Feb. 18	NC State *	L 63-68
Feb. 23	at Boston College *	W 67-52
Mar. 1	vs. Boston College 4	W 60-54 OT
Mar. 2	vs. #4 North Carolina 4	L 60-90
Mar. 17	Western Carolina 5	W 74-64
Mar. 22	Auburn 5	L 73-81

- 1 - Basketball Travelers Classic in Baton Rouge, La.
- 2 - Pepperdine Thanksgiving Tournament in Malibu, Calif.
- 3 - Lady Luck Classic in Blacksburg, Va.
- 4 - ACC Championships in Greensboro, N.C.
- 5 - WNIT Second and Third Round in Blacksburg, Va.

The 2005-06 team advanced to the NCAA Second Round in its school-record fourth consecutive NCAA appearance.



Virginia Tech Classic

Results & Honors

Once again this season, Virginia Tech will host a holiday tournament. The Virginia Tech Classic will be held Dec. 29-30 in Cassell Coliseum featuring East Carolina, Furman, Georgetown and the Hokies. This will mark the 18th consecutive year for the tournament, which began in 1990 as the Diamond Club Classic and was known as the Lady Luck Classic from 2000-2006.

1990

George Mason 75, Morehead State 68; Virginia Tech 92, Towson State 61
Consolation: Morehead State 84, Towson State 70
Championship: George Mason 57, Virginia Tech 56
All-Tournament Team: Antoinette Battle, MVP (GMU), Sondi Eden (MSU), Lisa Griffith (VT), Monique Hilton (GMU), Sue Logsdon (VT)

1991

UNC Greensboro 76, Austin Peay 70; Virginia Tech 78, Akron 60
Consolation: Austin Peay 75, Akron 53
Championship: Virginia Tech 84, UNC Greensboro 65
All-Tournament Team: Phyllis Tonkin, MVP (VT), Kymm Elliott, (UNCG), Jennifer Fritts (AP), Lisa Griffith (VT), Betsy Jeffries (AP)

1992

Marshall 68, Campbell 58; Virginia Tech 92, Drexel 41
Consolation: Campbell 71, Drexel 52
Championship: Virginia Tech 84, Marshall 78
All-Tournament Team: Lisa Leftwich, MVP (VT), Lisa Allison (CU), Tracy Krueger (MU), Christi Osborne (VT), Jenette Reed (MU)

1993

Appalachian St. 80, William & Mary 63; Virginia Tech 90, Colgate 68
Consolation: William & Mary 76, Colgate 58
Championship: Virginia Tech 77, Appalachian St. 76
All-Tournament Team: Christi Osborne, MVP (VT), Ashleigh Akens (W&M), Angela Crosby (ASU), Jenny Root (VT), Jen Smith (CU)

1994

North Carolina 80, Rhode Island 68; Virginia Tech 73, Furman 61
Consolation: Rhode Island 82, Furman 75
Championship: North Carolina 57, Virginia Tech 52
All-Tournament Team: Jenny Root, MVP (VT), Marion Jones (UNC), Christi Osborne (VT), Tracy Reid (UNC), Charlotte Smith (UNC), Dayna Smith (URI)

1995

Campbell 69, Lafayette 47; Virginia Tech 84, Hampton 66
Consolation: Hampton 80, Lafayette 71
Championship: Virginia Tech 70, Campbell 59
All-Tournament Team: Sherry Banks, MVP (VT), Michelle Hollister (VT), Beth Stockwell (CU), Felecia Autry (CU), Dana Gould (UL), Lajayah Miles (HU)

1996

Loyola (Md.) 86, South Carolina 65; Virginia Tech 73, Cornell 50
Consolation: South Carolina 60, Cornell 56
Championship: Virginia Tech 58, Loyola (Md.) 55
All-Tournament Team: Kim Seaver, MVP (VT), Renee Maitland (VT), Lynn Albert (LU), Jina Mosley (LU), Nikki Miars (USC)

1997

Siena 92, Furman 85; Virginia Tech 89, UMBC 36
Consolation: Furman 77, UMBC 53
Championship: Siena 69, Virginia Tech 64
All-Tournament Team: Melanie Halker, MVP (SU), Erin Boland (SU), Michelle Houseright (VT), Kelly Drinka (VT), Heidi White (FU)

1998

Mississippi State 83, Campbell 56; Virginia Tech 80, Akron 59
Consolation: Akron 70, Campbell 60
Championship: Virginia Tech 73, Mississippi State 52
All-Tournament Team: Amy Wetzel, MVP (VT), Tere Williams (VT), Lisa Witherspoon (VT), Jannifer Fambrough (MSU), Abby Hoy (UA)

1999

UNC Charlotte 72, Bowling Green 62; Virginia Tech 93, Hampton 61
Consolation: Hampton 78, Bowling Green 70
Championship: Virginia Tech 72, UNC Charlotte 61
All-Tournament Team: Tere Williams, MVP (VT), Nicole Jones (VT), Jameka Jones (UNCC), LaShondra Dixon (HU), Francine Miller (BGU)

2000

Maine 79, Marshall 58; Virginia Tech 85, UNC Asheville 47
Consolation: Marshall 85, UNC Asheville 73
Championship: Virginia Tech 79, Maine 68
All-Tournament Team: Nicole Jones, MVP (VT), Tere Williams (VT), Jessica Guarneri (UNCA), Yaschico Stevens (MU), Kizzy Lopez (UM)

2001

Hampton 78, Elon 73; Virginia Tech 76, Gardner-Webb 39
Consolation: Elon 73, Gardner-Webb 65
Championship: Virginia Tech 83, Hampton 43
All-Tournament Team: Sarah Hicks, MVP (VT), Ieva Kublina (VT), Nicole Jones (VT), LaShondra Dixon (HU), Lineni Noa (HU)

2002

Duquesne 73, Loyola 64; Virginia Tech 87, UT Martin 55
Consolation: Loyola 89, UT Martin 57
Championship: Virginia Tech 70, Duquesne 59
All-Tournament Team: Erin Gibson, MVP (VT), Emily Lipton (VT), Beth Friday (DU), Aiga Bautre (DU), Jennifer Mitchell (LU)

2003

Wake Forest 85, Holy Cross 56; Virginia Tech 83, Furman 70
Consolation: Furman 68, Holy Cross 57
Championship: Virginia Tech 70, Wake Forest 59
All-Tournament Team: Ieva Kublina, MVP (VT), Erin Gibson (VT), Kim Lawrence (FU), Elizabeth Strunk (WFU), Erin Ferrell (WFU)

2004

Virginia Tech 105, Southern Mississippi 40; Davidson 76, Southern Mississippi 60; Virginia Tech 87, Davidson 62
All-Tournament Team: Erin Gibson, MVP (VT), Kirby Copeland (VT), Carrie Mason (VT), Katie Hamilton (Davidson), Tia Washington (Davidson), Shannon Steuber (Southern Miss.)

2005

Virginia Tech 89, Longwood 70; Texas A&M Corpus Christi 69, Marshall 48
Consolation: Marshall 76, Longwood 66
Championship: Virginia Tech 76, Texas A&M Corpus Christi 64
All-Tournament Team: Dawn Chriss, MVP (VT), Kirbria Lewis (TAMCC), Terra Andrews (TAMCC), KaShawna Curry (MU), Ashley Mason (LU)

2006

Virginia Tech 43, Winston-Salem State 33; Detroit 54, New Hampshire 50
Consolation: New Hampshire 63, Winston-Salem State 55
Championship: Virginia Tech 71, Detroit 57
All-Tournament Team: Nare Diawara, MVP (VT), Shalonda Carter (WSS), Danielle Flowers (UNH), Joyce Massey (UDM), Brittany Anderson (VT)

VT Classic Records

Individual (One Game)

Most Points	28, LaShondra Dixon (Hampton) vs. Bowling Green, 1999
	Jessica Guarneri (UNC Asheville) vs. Marshall, 2000
Most Field Goals	11, Melanie Halker (Siena) vs. Virginia Tech, 1997
	Lashondra Dixon (Hampton) vs. Elon, 2001
Most Field Goal Attempts	23, Dana Gould (Layfayette) vs. Hampton, 1995
	Deshara Shealey (Furman) vs. Virginia Tech, 2003
Most 3-Point Field Goals	6, Amy Watson (UT Martin) vs. Virginia Tech, 2002
Most 3-Point Field Goal Attempts	11, Haley Cook (Furman) vs. UMBC, 1997
	LaShondra Dixon (Hampton) vs. Bowling Green, 1999
Most Free Throws	15, Lisa Allison (Campbell) vs. Drexel, 1992
	Angela Crosby (Appalachian St.) vs. William & Mary, 1993
Most Free Throw Attempts	19, Angela Crosby (Appalachian St.) vs. William & Mary, 1993
Most Rebounds	23, Jenette Reed (Marshall) vs. Campbell, 1992
Most Assists	11, Corey Hewitt (Loyola, Md.) vs. South Carolina, 1996
	Jaymee Wappes (Bowling Green) vs. Hampton, 1999
	Jayme Chikos (Elon) vs. Hampton, 2001
Most Steals	7, Earlisha Dill (George Mason) vs. Morehead St., 1990
	Tracy Krueger (Marshall) vs. Campbell, 1992
Most Blocks	6, Beth Friday (Duchesne) vs. Loyola, 2002

Individual (Two Games)


Most Points	53, Angela Crosby (Appalachian St.), 1993
Most Field Goals	21, Melanie Halker (Siena), 1997
Most Field Goal Attempts	40, Deshara Shealey (Furman), 2003
Most Three-Point Field Goals	7, Yolanda Settles (William & Mary), 1993
	Heidi White (Furman), 1997
	LaShondra Dixon (Hampton), 1999
	Amy Watson (UT Martin), 2002
Most Three-Point Field Goal Attempts	19, Bridgit Phillips (Hampton), 1999
Most Free Throws	21, Angela Crosby (Appalachian St.), 1993
Most Free-Throw Attempts	30, Angela Crosby (Appalachian St.), 1993
Most Rebounds	31, Nicole Jones (Virginia Tech), 1999
Most Assists	18, Jayme Chikos (Elon), 2001
Most Steals	10, Tracy Krueger (Marshall), 1992
Most Blocks	10, Nare Diawara (Virginia Tech), 2006

Team (One Game)

Most Points	105, Virginia Tech (vs. Southern Mississippi), 2004
Most Field Goals	37, Virginia Tech (vs. Drexel), 1992
Most Field Goal Attempts	81, Marshall (vs. UNC Asheville), 2000
Most Three-Point Field Goals	11, Bowling Green (vs. Hampton), 1999
Most Three-Point Field Goal Attempts	35, Bowling Green (vs. Hampton), 1999
Most Free Throws	36, Virginia Tech (vs. UNC Charlotte), 1999
Most Free-Throw Attempts	45, Virginia Tech (vs. Hampton), 1999
Most Rebounds	57, Virginia Tech (vs. Drexel), 1992
Most Assists	25, Loyola (vs. UT Martin), 2002
Most Steals	18, Virginia Tech (vs. Colgate), 1993
	Virginia Tech (vs. Longwood), 2005
Most Blocks	11, Virginia Tech (vs. Winston-Salem State), 2006

Team (Two Games)

Most Points	192, Virginia Tech, 2004
Most Field Goals	68 (twice), Virginia Tech, 2001 and 2004
Most Field Goal Attempts	155, Marshall, 2000
Most Three-Point Field Goals	16, Bowling Green, 1999
Most Three-Point Field Goal Attempts	60, Bowling Green, 1999
Most Free Throws	67, Virginia Tech, 1999
Most Free-Throw Attempts	87, Virginia Tech, 1999
Most Rebounds	110, Campbell, 1995
Most Assists	45, Virginia Tech, 2001
Most Steals	30, Virginia Tech, 2004
Most Blocks	20, Virginia Tech, 2006



Nicole Jones (above) set the Virginia Tech Classic two-game rebounding record in the 1999 tournament. Kerri Gardin (below) led Tech with 19 points as the Hokies scored a tournament-record 105 points in a win over Southern Miss in 2004.



Letterwinners

Women's basketball became a varsity sport at Virginia Tech starting with the 1976-77 season. Following is a list of the Hokies' all-time letterwinners:

Name	Years Played	Name	Years Played	Name	Years Played
Kim Albany	1978-82	Maureen Donovan	1983-87	Shavena Jamieson	1987-91
Maria Albertsson	1998-99	Kelly Drinka	1996-99	Nicole Jones	1999-02
Britney Anderson	2003-07	Utahya Drye	2006-	Cyndi Justice	1987-91
Jackie Ansley	1981-84	Rayna DuBose	2001-05	Denise Kayajian	1986-88
Michelle Bain	1984-88	Tammie Edwards	1979-83	Angie Kelly	1982-86
Sherry Banks	1994-97	Megan Finnerty	2002-06	Gail Kelly	1976-78
Mary Beth Bergmann	1987-91	Brandy Fowler	2002-04	Ieva Kublina	2000-04
Sandy Berry	1978-81	Judy Fowler	1991-93	A.J. Lemaitre	2005-
Thea Bertola	1976-77	Jeni Garber	1988-91	Pauline Landes	1978-81
Lindsey Biggs	2006-	Karen Garbis	1976-79	Cynthia Lee	1992-95
Kelly Bradley	1977-79	Kerri Gardin	2002-06	Robin Lee	1981-85
Noreen Brennan	1981-85	Terri Garland	1992-95	Lisa Leftwich	1991-95
Eleanor Brentnall	2006-	Erin Gibson	2001-05	Missy Lemons	1997-00
Taiqua Brittingham	1981-85	Mary Gilligan	1979-80	Amy Lingenfelder	2001-02
Latisia Brown	1988-92	Angie Gray	1992-95	Emily Lipton	1999-03
Stacy Brown	1993-96	Stephanie Green	1985-89	Lakeisha Logan	2006-
Peg Bunger	1976-79	Lisa Griffith	1989-93	Sue Logsdon	1990-94
Kristin Burke	1996-97	Lisa Guarneri	2000-02	Reneé Maitland	1995-98
Kelley Burrier	1992-93	Amber Hall	2005-	Christie Marrone	2004-05
Amy Byrne	1986-90	Cathy Hall	1976-78	Carrie Mason	2002-06
Stephanie Carter	1991-95	Lisa Haney	1984-88	Candy Michel	1988-90
Dawn Chriss	2002-06	Kathy Hanover	1979-83	Tracy Miller	1980-85
Brittany Cook	2004-	Laura Haskins	2005-	Barb Morris	1976-78
Kirby Copeland	2003-07	Sarah Hicks	1998-02	Suzanne Mott	1984-88
Maureen Corrigan	1980-82	Sarah Hillyer	1989-90	Vionca Murray	2006-07
Sonya Dalton	1979-80	Michelle (Hollister) Houseright	1995-96, 98-99	Sandra Nichols	1981-83
Renee Dennis	1983-87	Meg Hunter	1997-98	Lynette Nolley	1995-98
Nare Diawara	2003-07	Donna Hylton	1976-79	Katie O'Connor	1996-99
Angela Donnell	1991-95	Roshana Jackson	2004-06	Christi Osborne	1991-95
				Jamie Osborne	1985-88
				Mollie Owings	1999-02
				Susan Pellicoro	1980-84
				Fran Pfister	1981-83
				Lisa Price	1977-80
				Fran Recchia	2001-05
				Jenny Root	1991-95
				Caroline Sadler	1979-81
				Missy Sallade	1986-90
				Wendy Sanders	1986-88
				Erica Scott	1989-91
				Joely Scott	1989-92
				Kim Seaver	1996-00
				Davina Simmons	2000-04
				Benita Smith	1985-89
				Dayna Sonovick	1987-92
				Sis Spriggs	1978-81
				Chrystal Starling	1999-03
				Debbie Stovall	1977-78
				Christina Strother	1999-01
				Debbie Thomas	1976-77
				Phyllis Tonkin	1988-92
				Joyce Waddy	1983-87
				Linda Walther	1976-78
				Susan Walvius	1982-86
				Dana Walvius	1986-90
				Amy Wetzel	1998-01
				Julie Williams	1979-81
				Katrina Williams	1999-00
				Tere Williams	1998-01
				Lisa Witherspoon	1996-99

LETTERWINNERS

Tech Sports Hall of Fame

Jenny Root enters Hall of Fame in 2007

Renee Dennis, Amy Byrne, Robin Lee, Christi Osborne and Jenny Root

are the five women's basketball players selected to the Virginia Tech Sports Hall of Fame.

* **Dennis** is Tech's all-time leading scorer (1,791), and was inducted in 1997. * **Byrne** holds the record for most points in a season (561), and was enshrined in 2001. * **Lee** is 11th on the all-time scoring list, and was inducted into the Hall of Fame on Nov. 25, 2005.

* **Osborne** was inducted in 2006 after an outstanding career which saw her score 1,500 career points. * **Jenny Root** is the latest women's basketball player to be honored. She is fourth on the scoring list with 1,582 points and was enshrined on Sept. 25, 2007.



Renee Dennis



Amy Byrne



Robin Lee



Christi Osborne




Jenny Root

Virginia Tech Alumni

Virginia Tech is a public institution with a world-renowned reputation in high-technology fields, such as engineering, architecture and the sciences. The university teaches more than 28,000 students, including 1,500 international students representing 110 countries. Virginia Tech offers more than 70 undergraduate and nearly 150 master's and doctoral degree programs taught by nationally and internationally recognized scholars.

Many Virginia Tech women's basketball players have gone on to have successful careers with both large and small companies. The following are just a few examples of the success obtained by Virginia Tech women's basketball alumni. These former players demonstrate on a daily basis the results of Tech's commitment to excellence for all student-athletes.



Former Hokies are introduced each year at a basketball game during Alumni Weekend.

Former Player	Class	Occupation
Britney Anderson	2007	Coach, William Fleming (Va.) High School
Jackie Ansley	1985	Sports Performance Specialist
Cathy Hall Arocho	1979	VP of Finance, IT consulting firm
Stephanie Green Ballein	1989	Graduate Teaching Asst. in the VT Health Promotion Program
Renee Maitland Banks	1998	Process Engineer, MW Windows
Thea Bertola	1977	Guidance Counselor, Monticello (Va.) High School
Michelle Bain Brink	1988	Marketing Manager, NIKE women's footwear
Anita Brockett	1976	Varsity Basketball Coach, Crozet, Va.
Stacy Brown	1997	Social Worker in Children's Developmental Services Agency
Kirby Copeland	2007	Playing Eurocup for rhondda Rebels, Tylorstown, Wales
Betty Glover Cornwell	1974	Accountant, James Madison Bookstore
Dawn Chriss	2006	Professional basketball player, France
Nare Diawara	2007	Professional basketball player, France
Kelly Drinka	1999	FedEx Courier
Angela Donnell	1995	Mental Health Social Worker
Maureen Donovan	1987	Global Marketing Manager, Southco, Inc.
Amy Wetzel Doolan	2001	Family Practice Medical Resident, Carilion
Kathy Duncan	1980	Fine Arts Supervisor, Montgomery County Schools
Julie Easter	1981	Part-time sales
Angie Gray Edwards	1995	Associate Brand Manager, Marketing
Amy Byrne Feathers	1990	Architectural Marketing Consultant
Mary Beth Bergmann Fischer	1991	Homemaker
Megan Finnerty	2007	Master's Candidate in Health Promotions, Virginia Tech
Helena Flannagan	1979	Consumers Energy
Judy Fowler	1994	Physical Education Specialist, Colfax (NC) Elementary
Jeni Garber	1991	Assistant Coach, Bradley University
Kerri Gardin	2006	Professional basketball player, Portugal
Terri Garland	1996	Fire Fighter, Charlotte, N.C.
Erin Gibson	2005	VCU Graduate Student in Physical Therapy
Lisa Griffith	1993	Elementary School Physical Education Instructor
Lisa Guarneri	2002	Recruiter Calvary Consulting
Kathy Hanover	1983	Elementary School Physical Education Instructor
Lisa Haney	1988	Math Instructor, Monticello High School
Lisa Foster Hansen	1999	Doctoral Candidate, University of South Florida
Sarah Hicks	2002	Sales, Carter Machinery
Michelle Hollister Houseright	1999	Eli Lilly Pharmaceuticals, Specialty Sales
Roshana Jackson	2006	UPS employee
Shavena Jamierson	1991	Military Warrant Officer/Real Estate broker
Nicole Jones	2002	Real Estate Sales Marketing Manager
Chris Johnson	1997	Dir. of Marketing and Technology, Pegasus Assoc. Lighting
Pamela Johnson	1985	Human Resources
Cyndi Justice	1991	Asst. Basketball & Volleyball Coach, Bridgewater College
Dana Karr	1990	Parish nurse and homeschool mom,
Angie Kelly	1986	Safety and Security Specialist, Heritage (Va.) High School
Sharon Kelly	1974	Retired FBI Special Agent
Ieva Kublina	2004	Professional basketball player, Russia
Pauline Landes	1981	Director of Child Care, Douglas County (Colo.) School Dist.
Robin Lee	1985	Licensed Mental Health Therapist
Lisa Leftwich	1995	Residential Property Management
Missy Lemons	2000	Doctor of Physical Therapy at a private practice and Asst. Basketball Coach, Spring Valley High School
Emily Lipton	2003	Pharmaceuticals Sales Representative
Sue Logsdon	1994	Compliance Coordinator for the Institutional Review Board, University of Nebraska Medical Center
Carrie Mason	2006	Graduate Student, Clarion University
Candy Michel	1990	Business Systems Analyst, Bull Moose Tube Company/ Third year law student, St. Louis University
Jamie Osborne Little	1988	Homemaker
Suzanne Mott	1988	Special Education Instructor, Hudson Falls (N.Y.) Primary School
Katie O'Connor	1999	Assistant Basketball Coach, Kansas
Noreen Brennan Pecsok	1985	Division III Basketball Coach
Jenny Root Price	1995	Homemaker
Julie Pruitt	1995	Program Coordinator for On-line Education, Duke University Medical Center
Fran Recchia	2005	Women's basketball head coach, William Byrd High School
Kim Robbins	2000	Fourth grade teacher
Stacy Rosser	1997	Social Worker
Eileen Roche	1982	Director of Operations, Stanford women's basketball
Joely Scott	1992	Pursuing Law Degree/Freelance Graphics Design
Cindy Smith		Fitness and Wellness Center Administrator
Taiqua Brittingham Stewart	1985	Financial Analyst
Suzy Stone	1986	Realtor
Kim Albany Sutlive	1982	Part-time K-8 PE instructor
Kristin Burke Thompson	1995	Naval officer
Lynette Nolley Vest	1998	Special Education teacher/basketball coach, Floyd County HS
Christi Osborne Vest	1995	Homemaker
Joyce Waddy	1987	Senior Corrections Officer, Va. Department of Corrections
Valerie (Mimi) Walters	1980	Teacher and Coach, Bryn Mawr School
Susan Walvius	1986	Head Basketball Coach, University of South Carolina
Lisa Witherspoon	1999	Doctoral Student at University of South Florida
Tisa Brown Wood	1992	Accountant/Vocalist

Honor Roll

GTE Academic All-American

Christi Osborne first team, 1994-95
 second team, 1993-94

GTE District III Academic All-American

Amy Byrne 1988-89
 Christi Osborne 1993, 1994, 1995
 Maria Albertsson 1998, 1999
 Amy Wetzel 1999, 2000
 Sarah Hicks 2002

Rawlings Scholarship Award

Christi Osborne 1995

Associated Press All-American

Tere Williams honorable mention, 1999
 Lisa Witherspoon honorable mention, 1999

Kodak All-American

Jenny Root honorable mention, 1995

WomensCollegeHoops.com All-American Freshman

Carrie Mason honorable mention, 2003

Women's Basketball News Service Freshman All-American

Tere Williams third team, 1998

Atlantic Coast Conference Honors

Virginia Tech became a member of the ACC in 2004

All-ACC

Kerri Gardin honorable mention, 2005
 Kerri Gardin third team, 2006
 Kirby Copeland honorable mention, 2007

BIG EAST Conference Honors

Virginia Tech was a member of the BIG EAST from 2000-2004

BIG EAST Most Improved Player

Ieva Kublina 2002

All-BIG EAST Conference

Ieva Kublina first team, 2003
 second team, 2004
 second team, 2002
 Sarah Hicks third team, 2002
 Tere Williams second team, 2001

BIG EAST All-Rookie Team

Carrie Mason 2003

HONOR ROLL



Tere Williams

Ieva Kublina

The Hokies stayed in the New York, New York Resort in Las Vegas during the 2004 Duel in the Desert tourney.



The Cathedral de Notre Dame in Paris, France, was one of Tech's stops on its 2000 visit to Europe.



The Hokies truly enjoyed themselves during the 2004 trip to Australia



World-Wide Hokies

Virginia Tech enjoyed the beautiful beaches of Cancun, Mexico in 2005 and will be traveling to Greece and Italy in May 2008.



HOKIES

