

VIRGINIA TECH

2003-2004
Women's
Basketball



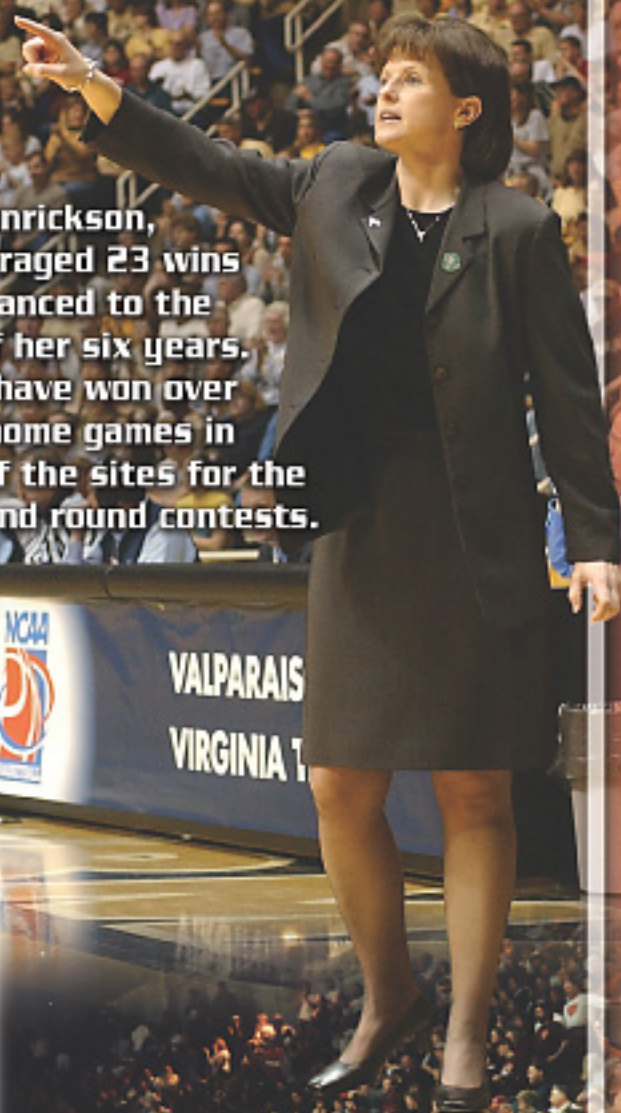
All-America
candidate
Ieva Kublina





Kerri Cardin

Under Bonnie Henrickson, Virginia Tech has averaged 23 wins per season and advanced to the postseason in each of her six years. Henrickson's Hokies have won over 83 percent of their home games in Cassell Coliseum — one of the sites for the 2004 NCAA first and second round contests.



Dawn Chriss



FIRST/SECOND ROUNDS
PURDUE UNIVERSITY



VALPARAIS
VIRGINIA T

NCAA FIRST/SECOND ROUNDS
BLACKSBURG, VIRGINIA



TEXAS
STATE



VIRGINIA TECH WOMEN'S BASKETBALL

The Hokies' 2003-2004 Media Guide

Media Information/Outlets	2-3
Quick Facts	3

Virginia Tech Women's Basketball

2002-2003 Success	6-7
Postseason Regulars	8-9
Henrickson's Hokies	10-11
All-Star Candidate Ieva Kublina	12-13
Home Court Advantage	14-15
Cassell Coliseum	16-17
The Hokies' Locker Room	17

2003-2004 Outlook

2003-2004 Outlook	20-26
2003-2004 Schedule	21
Guards	24
Forwards	25
Centers	26
2003-2004 Roster	27
Sizing Up the Hokies	27

The University

University Story	30-31
Campus Landmarks	32-33
Administration	34-35
Tech's Athletic Complex	36-37
The Hokies' Success Story	38-39
Blacksburg, Virginia	40-41

Support Services

Academic Support Services	44-45
Student Life Office	46-47
Strength & Conditioning	48-49
Sports Nutrition	50
Sport Psychology	51
Sports Medicine	52-53
Getting the News Out	54
Hokie Club/Hardwood Club	55

The Coaching Staff

Coach Bonnie Henrickson	58-59
Bonnie's Philosophy	59
A Talk with Bonnie	60-61
Henrickson's Records vs. All Opponents	61
Assistant Coach Karen Lange	62
Assistant Coach Katie O'Connor	63
Assistant Coach Kelly Kramer	64
Director of Basketball Operations Trena Anderson	65
Women's Basketball Support Personnel	65

Meet the Hokies

Brandy Fowler	68-69
Ieva Kublina	70-71
Davina Simmons	72-73
Erin Gibson	74-75
Dawn Chriss	76-77
Megan Finnerty	78-79
Kerri Gardin	80-81
Carrie Mason	82-83
Fran Recchia	84-85
Britney Anderson	86
Kirby Copeland	87
Nare Diawara	88
Rayna DuBose	89

2002-2003 Season in Review

2002-2003 Review	92-94
2002-2003 Results	95
2002-2003 BIG EAST Standings	95
2002-2003 Statistics	96
Regular Season Recaps	97-105
BIG EAST Tournament Recaps	106
NCAA Tournament Recaps	107

2003-2004 Opponents

Miami (Ohio)	110
Virginia	110
Iowa State	111
Indiana	111
Mississippi State	112
Old Dominion	112
Alabama	113
Maryland	113
James Madison	114
Furman	114
Holy Cross	115
Wake Forest	115
Liberty	116
Providence	116
Rutgers	117
Notre Dame	117
Villanova	118
Georgetown	118
Pittsburgh	119
Boston College	119
Connecticut	120
Syracuse	120
Seton Hall	121
West Virginia	121
Miami	122
St. John's	122
The Hokies' Travel Plans	123
The BIG EAST Conference	124-125
All-Time Series Records	126
Year-by-Year vs. '03-'04 Opponents	127

History & Records

Hokie Hoops History	130-131
Postseason Appearances	132
Wins Over Ranked Opponents	133
Milestone Wins	134
Conference Affiliation History	135
Individual Records	136-137
Team Records	138-139
Miscellaneous Records	139
Single-Game Highs	140
Records by Class	141
Year-by-Year Leaders	142-143
Top Ten Performances	144-145
The 1,000-Point Club	146-148
Cassell Coliseum Records	149
Year-by-Year Results	150-153
Lady Luck Classic Results	154
Lady Luck Classic Records	155
All-Time Letterwinners	156
Tech Alumni	157
Honor Roll	158-159
The 2003-2004 Hokies Speed Chart	160

THE HOKIE STONE STORY

The page backgrounds in this media guide were created from an image of Hokie Stone, which is used to construct most of the buildings on the beautiful Tech campus. This natural rock is 475-million-year-old dolomite limestone, mined from a quarry located less than a mile from Cassell Coliseum.

In constructing the buildings at Tech, a stone mason shapes individual stones, arranges them and cements them together with mortar to create a wall of great strength and durability.

In the women's basketball program at Virginia Tech, the excellent staff and support personnel help shape young women into strong basketball players with the ability to achieve their goals together as a team and to be successful as individuals for a lifetime.



MEDIA INFORMATION

The 2003-2004 Virginia Tech women's basketball guide has been designed to aid the media in its coverage of Hokie basketball. Additional information, news releases and photographs are available to accredited members of the media. All requests should be directed to the Sports Information Office. Please contact us by writing to the Virginia Tech Sports Information Office, 460 Jamerson Athletic Center, Blacksburg, VA 24061. If you would like to call, please phone (540) 231-6726 during the day or (540) 231-2228 at night or on weekends. The Sports Information fax number is (540) 231-6984.

Press Credentials

Requests for press credentials are screened with care to ensure a working press row. Children and other non-workers are not allowed in compliance with the working code of The Basketball Writers Association of America. Credentials will be granted to Virginia Tech's official Web site, the visiting team's official Web site and the BIG EAST Conference's official Web site. Requests for media credentials should be made in writing on appropriate letterhead at least one week prior to the game. Requests should be directed to Torye Hurst. You are urged to submit your request as early as possible. A reminder — no cheering is allowed in the working press area.

Broadcast Service

Radio space for broadcast of women's basketball games is located on press row at courtside across from the team benches. Lines are available on a reciprocal basis. Please contact the Virginia Tech Sports Information Office as your local contact for broadcast location at Cassell Coliseum.

Media Services

A game flip card, game notes, updated statistics and media guides will be available



Chrystal Starling, Ieva Kublina and Bonnie Henrickson address the media at the 2003 NCAA tourney.

before the game. Complete NCAA statistics will be available as soon as possible after the game and will be distributed at halftime.

Interviews

All Virginia Tech players and coaches will be available throughout the season for interviews. All interviews with Coach Bonnie Henrickson and players must be arranged through the Sports Information Office.

Postgame Policy

Coach Bonnie Henrickson and players will be available to the media after each home game. After a 10-minute cooling-off period, Coach Henrickson and requested players will speak to the media in the auxiliary gym in Cassell Coliseum.

Listening to the Hokies

For the seventh straight year, the Hokies will have a commercial radio package with ISP and the Valley Broadcasting Group. Tech fans can listen to all games on WFNR 100.7 FM in the New River Valley and on WBWR 106.9 FM

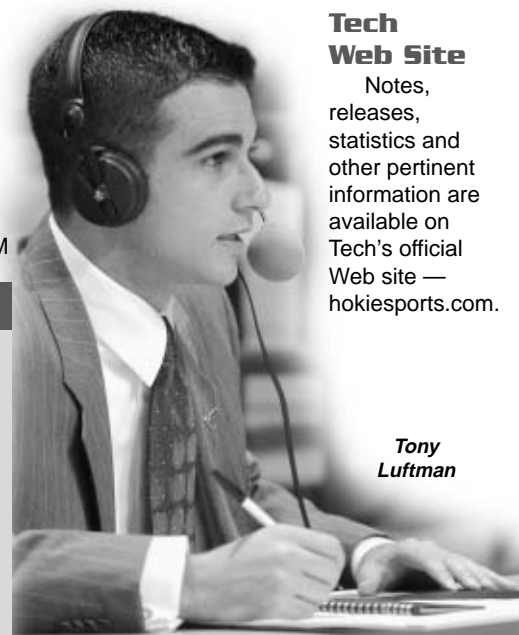
in Bedford, Lynchburg and Roanoke. Weekend games only can be heard on WFNR 710 AM. Tony Luftman will handle the play-by-play duties in his first season with the team. Web casts of all women's basketball games can be heard by accessing Tech's official Web site — www.hokiesports.com.

BIG EAST on the Web

The BIG EAST site on the Internet is available at www.bigeast.org. The site contains current information on all facets of the BIG EAST Conference. In addition, in-game scores will be updated in-progress. Please contact Tammy Donovan in the BIG EAST media relations department (401) 453-0660 for more information.

Tech Web Site

Notes, releases, statistics and other pertinent information are available on Tech's official Web site — hokiesports.com.



Tony Luftman

MEDIA GUIDE CREDITS

The 2003-2004 Virginia Tech Women's Basketball Media Guide was written by assistant SID Torye Hurst and edited by Hurst, and assistant SID David Knachel. Layout and design were by Knachel. Most of the photographs in the guide were taken by Knachel. Woody Veasey, photographers of *The Roanoke Times*, the University Photo Lab and opponents' SID offices also contributed. Printing by Southern Printing Co., of Blacksburg, Va.

Virginia Tech does not discriminate against employees, students, or applicants on the basis of race, sex, disability, age, veteran status, national origin, sexual orientation, or political affiliation. Anyone having questions concerning discrimination should contact the Equal Employment Affirmative Action Office, 336 Burruss Hall, Blacksburg, VA, 24061-0216 or (540) 231-7500

MEDIA OUTLETS

WIRE SERVICE

ASSOCIATED PRESS
Hank Kurz, Jr.
Suite 1380
700 E. Main Street
Richmond, VA 23219
(804) 643-6646
Fax (804) 643-6223

NEWSPAPERS

hokiesports -
the newspaper
Jimmy Robertson, Editor
367 Jamerson Ath. Center
Blacksburg, VA 24061-0502
(540) 231-4134
Fax (540) 231-6984

**BLACKSBURG NEWS
MESSENGER**
David Grimes, SE
PO Box 419
Christiansburg, VA 24073
(540) 382-6171
Fax (540) 382-3009

**BLUEFIELD DAILY
TELEGRAPH**
Bob Red, SE
PO Box 1599
Bluefield, WV 24701
(304) 327-2811
Fax (304) 327-6179

**BRISTOL
HERALD-COURIER**
Michael White, SE
Bucky Dent, SW
320 Morrison Blvd.
Bristol, VA 24201
(276) 669-2181
Fax (276) 669-3696

COLLEGIATE TIMES
Sports Editor
363 Squires Student Center
Blacksburg, VA 24061-0546
(540) 231-9865
Fax (540) 231-5057

**DANVILLE
REGISTER & BEE**
Evan Jones, SE
700 Monument Street
Danville, VA 24541
(434) 793-2311
FAX (434) 797-2299

**LYNCHBURG NEWS
& DAILY ADVANCE**
Kelly Villiers, SE
Nate Crossman, SW
101 Wyndale Drive
Lynchburg, VA 24501
(434) 385-5554
Fax (434) 385-5538

MARTINSVILLE BULLETIN
John Krueger, SE
PO Box 3711
Martinsville, VA 24115
(276) 638-8801
Fax (276) 638-4153

**NEWPORT NEWS
DAILY PRESS**
Doug Roberson, SE
Norm Wood, SW
7505 Warwick Blvd.
Newport News, VA 23607
(757) 247-4637
Fax (757) 247-9420

**NORFOLK
VIRGINIAN-PILOT**
Charles Riebel, SE
Paul White, SW
150 W. Brambleton Ave.
Norfolk, VA 23510
1-800-446-2012
(757) 446-2630
Fax (757) 533-9004

**PULASKI
SOUTHWEST TIMES**
Dave Bissett, SE
PO Box 391
Pulaski, VA 24301
(540) 980-5220
Fax (540) 980-3618

**RICHMOND
TIMES-DISPATCH**
Jack Berninger, SE
Vic Dorr, SW
300 E. Franklin Street
Richmond, VA 23219
(804) 649-6445
Fax (804) 775-8085

ROANOKE TIMES
Bill Bern, SE
Mark Berman, SW
Aaron McFarling, SW
PO Box 2491
Roanoke, VA 24010
(540) 981-3221
Fax (540) 981-3392

**SOUTH BOSTON
NEWS & RECORD**
Tucker McLaughlin, SE
PO Drawer 100
South Boston, VA 24592
(434) 572-2928
Fax (434) 572-2920

WASHINGTON POST
Matt Rennie, SW
1150 15th Street, NW
Washington, DC 20071
(202) 334-7350
Fax (202) 334-7685

WASHINGTON TIMES
Mark Hartsell, SE
Ken Wright, SW
3600 New York Ave., SE
Washington, DC 20002
(202) 636-3253
Fax (202) 334-7685

RADIO

Tony Luftman
ISP Sports
Blacksburg, VA 24060
(540) 961-7604
Fax (540) 961-7606

WFNR
Rick Watson, SD
Box 3788
Radford, VA 24143
(540) 633-5330
Fax (540) 633-2998

**VIRGINIA NEWS
NETWORK**
Gary Hess
3245 Basie Road
Richmond, VA 23228
(804) 687-6651

WUVT
Josh Arritt, General Mgr.
350 Squires Student Center
Blacksburg, VA 24061
(540) 231-9881

TELEVISION

WDBJ
Mike Stevens, SD
PO Box 7
Roanoke, VA 24022
(540) 985-3623
Fax (540) 343-7269

WLSL-TV
Justin Ditmore, SD
PO Box 10
Roanoke, VA 24022
(540) 981-9126
Fax (540) 343-2059

WSET-TV
Dennis Carter, SD
2320 Langhorne Road
Lynchburg, VA 24501
(434) 528-1315
Fax (434) 847-8800

WCYB-TV
Paul Johnson, SD
101 Lee Street
Bristol, VA 24201-4355
(276) 645-1555
Fax (276) 645-1554

WTVR-TV
Lane Casadonte, SD
VT: Greg Burton
3301 W. Broad Street
Richmond, VA 23230
(804) 254-3645
Fax (804) 254-3697

WWBT-TV
Ben Hamlin, SD
PO Box 12
Richmond, VA 23218
(804) 233-5461
Fax (804) 230-2789

WRIC-TV
Kevin Brandmeyer, SD
301 Arboretum Place
Richmond, VA 23236
(804) 330-8888
Fax (804) 330-8883

WVVA-TV
Greg Carter, SD
PO Box 1930
Bluefield, WV 24701-1930
(304) 325-5487
Fax (304) 327-5586

2003-2004 Quick Facts

Name of School: Virginia Tech
City/Zip: Blacksburg, VA 24061
Founded: 1872
Enrollment: 28,000
Nickname: Hokies
Mascot: The HokieBird
School Colors: Chicago Maroon (PMS 208) and
Burnt Orange (PMS 158)
Arena/Gym Name: Cassell Coliseum
Capacity: 10,052
Affiliation: NCAA Division I
Conference: BIG EAST
President: Dr. Charles Steger
Alma Mater, Year: Virginia Tech, 1969
Athletics Director: Jim Weaver
Alma Mater, Year: Penn State, 1967
Athletics Department Phone: (540) 231-6796
Athletics Ticket Office: (540) 231-6731

History

First Year of Basketball: 1976-77
All-Time Record: 428-329
Appearances in NCAA Tournament/Last: 6/2003
All-Time NCAA Record: 6-6
Last NCAA Tournament Opponent: Purdue
Result: 80-62 loss in Second Round
Appearances in WNIT Tournament/Last: 2/2002
All-Time WNIT Record: 4-2
Last WNIT Tournament Opponent: Houston
Result: 77-72 (OT) loss in semifinals

Coaching Staff

Head Coach: Bonnie Henrickson
Alma Mater, Year: St. Cloud State, '86
Record at School (years): 156-63 (7th year)
Career Record (years): 156-63 (7th year)
Basketball Office Phone: (540) 231-4998
Best Time/Day to Reach Coach: Through SID Office
Assistant Coaches:
Karen Lange (Iowa, '96)
Katie O'Connor (Virginia Tech, '00)
Kelly Kramer (Oklahoma Baptist, '84)
Director of Basketball Operations:
Trena Anderson (Southeast Missouri State, '97)
Athletic Trainer: Ron Esteban

Sports Information

Women's Basketball SID: Torye Hurst
Office Phone: (540) 231-8823
SID Fax: (540) 231-6984
Home Phone: (540) 382-6505
Cell Phone: (540) 320-6812
E-mail Address: tohurst@vt.edu
Sports Information Director: Dave Smith
Associate SID: Anne Panella
Assistant SIDs: Bill Dyer, Bryan Johnston, David Knachel
SID Interns: Ty Patton, Matt Schabert, Brandi Bonkowski
Press Row Phone: (540) 231-4905
SID Mailing Address: 460 Jamerson Athletic Center
Spring Road
Blacksburg, VA 24061
Radio Stations: WFNR 100.7 FM, WBWR 106.9 FM
Contact/Play-by-Play Announcer: Tony Luftman
Phone: (540) 633-5330
Athletic Web site: www.hokiesports.com

THIS IS VIRGINIA TECH WOMEN'S BASKETBALL

VIRGINIA TECH
WOMEN'S BASKETBALL
2003  2004

Top Programs

The Virginia Tech women's basketball program has enjoyed tremendous success the last five years. Playing in one of the toughest basketball leagues in the country, Tech ranks 20th in terms of victories on a list of the nation's top women's basketball teams.

1.	Connecticut	173
2.	Tennessee	157
3.	Duke	153
4.	Louisiana Tech	148
5.	Purdue	141
6.	UC Santa Barbara	132
7.	Texas Tech	132
8.	Notre Dame	128
9.	Old Dominion	127
10.	Colorado State	126
11.	Georgia	126
12.	Penn State	120
13.	Oklahoma	119
14.	North Carolina	117
	Stanford	117
16.	Tulane	116
17.	Iowa State	115
	LSU	115
19.	Wisconsin-Green Bay	114
20.	Virginia Tech	113
	George Washington	113
	Xavier	113
23.	Cincinnati	112
	Holy Cross	112
25.	Liberty	111
	Southwest Missouri State	111
	Utah	111
28.	New Mexico	110
	Stephen F. Austin	110
	Vanderbilt	110
31.	Chattanooga	109
32.	Delaware	108
	Drake	108
	Northwestern State	108
	Rutgers	108
	Texas	108
37.	Boston College	107
	Pepperdine	107
39.	St. Joseph's	106
40.	Florida International	105
	Vermont	105
42.	Georgia State	104
	Kent State	104
	Santa Clara	104
	Siena	104
	St. Peter's	104
47.	Hawaii	102
48.	Mississippi State	101
	TCU	101
	Toledo	101

Coach Bonnie Henrickson has helped Virginia Tech become one of the best programs in the nation, and the Hokies are poised to keep heading to the top of the basketball world

INSIDE THIS SECTION

2002-2003 Success	6-7
Postseason Regulars	8-9
Henrickson's Hokies	10-11
All-Star Candidate Ieva Kublina	12-13
Home Court Advantage	14-15
Cassell Coliseum	16-17
The Hokies' Locker Room	17

A SEASON TO BUILD ON

Ieva Kublina helped the Hokies to a big win over Virginia.

In 2003-2003, Tech won 22 games and advanced to the second round of the NCAA Tournament

Freshman Carrie Mason hits the game winner in the Hokies' NCAA Tournament victory over Georgia Tech last season.

Virginia Tech entered last season with the youngest squad in the Bonnie Henrickson era. The roster consisted of only two seniors, four juniors and six underclassmen. Those young Hokies earned a 22-10 record and advanced to the second round of the NCAA Tournament. The successful year marked the sixth consecutive 20-plus win season for the Hokies under Henrickson and the sixth straight postseason appearance — and created high expectations for this year's team.

The 2002-2003 highlights were numerous as Ieva Kublina became the 15th member of the 1,000-point club and was named to the All-BIG EAST first team, while Carrie Mason was the first women's player from Tech selected to the All-BIG EAST rookie team and set the Tech freshman assist record with 106. Other highlights included Mason leading the team in minutes played as a freshman and

the team playing a school-record four overtime games and winning three.

The friendly confines of Cassell Coliseum continued to treat the Hokies well, as the squad posted a 13-1 home mark and Tech won its Lady Luck Classic for the fifth consecutive season. The team was 4-1 versus in-state opposition, including a big win over the University of Virginia, improving the record against Virginia schools in the Henrickson era to 26-5 and 16-0 at home. Other highlights of the regular season included wins over No. 23 Rutgers, Notre Dame and two wins over rival West Virginia.

Tech entered the BIG EAST Championship tournament in Piscataway, N.J., as the fifth seed and beat West Virginia 66-60 in the first round before pulling off a 74-70 overtime victory over 23rd-ranked Boston College in the quarterfinals. Tech fought valiantly in the semifinals and led Connecticut 25-18 with

eight minutes left in the first half before falling to the eventual national champions.

The successful regular season and tournament results were rewarded as the Hokies received an at-large bid to the NCAA Tournament as the No. 7 seed in the East Region. Tech travelled to West Lafayette, Ind., to face Georgia Tech in the first round. Mason hit a running layup with 1.1 seconds remaining to give the Hokies a 61-59 victory. Another successful season came to a close as Tech lost to host Purdue in the second round.

Last season's achievements have helped the Virginia Tech women's basketball program continue to build a solid foundation for the future. With the return of All-BIG EAST performer Ieva Kublina, freshman sensation Carrie Mason and a strong supporting cast which has gained a year of collegiate experience, Tech looks for another successful season and a return to the NCAA Tournament in 2004.



Erin Gibson scored 13 points in helping the Hokies beat 23rd-ranked Rutgers and set off a celebration (top right) at Cassell Coliseum last year.



Dawn Chriss came on strong as the Hokies came together and played tough in the 2003 BIG EAST tourney.

POSTSEASON REGULARS

The Hokies
have earned six
straight postseason
tournament bids



At a special reception in the South End Zone Club, the Hokies and members of the Hardwood Club celebrate the announcement of Tech's bid to the 2003 NCAA Tournament.

Virginia Tech's Postseason Appearances

NCAA Tournament

Year	Seed	Region	Qualified	Round	Opponent	Results	Location
1994	8	East	Metro Tournament Champs	1st	Auburn	L 51-60	Blacksburg, Va.
1995	8	East	At-large bid	1st	St. Joseph's	W 62-52	Storrs, Conn.
				2nd	Connecticut	L 45-91	Storrs, Conn.
1998	11	West	Atlantic 10 Tournament Champs	1st	Wisconsin	W 75-64	Gainesville, Fla.
				2nd	Florida	L 57-89	Gainesville, Fla.
1999	4	East	At-large bid	1st	Saint Peter's	W 73-48	Blacksburg, Va.
				2nd	Auburn	W 76-61	Blacksburg, Va.
				Regional	Tennessee	L 68-52	Greensboro, N.C.
2001	7	Mideast	At-large bid	1st	Denver	W 77-57	Lubbock, Texas
				2nd	Texas Tech	L 52-73	Lubbock, Texas
2003	7	East	At-large bid	1st	Georgia Tech	W 61-59	West Lafayette, Ind.
				2nd	Purdue	L 62-80	West Lafayette, Ind.

Women's National Invitation Tournament

2000	-	-		1st	Georgia State	W 80-58	Blacksburg, Va.
				Sweet 16	Maryland	L 60-68 (OT)	Blacksburg, Va.
2002	-	-		1st	UNC Greensboro	W 51-45	Blacksburg, Va.
				2nd	George Washington	W 68-52	Blacksburg, Va.
				Quarterfinal	Vermont	W 76-48	Blacksburg, Va.
				Semifinal	Houston	L 72-77 (OT)	Blacksburg, Va.



A sell-out crowd of 10,052 was on hand at Cassell Coliseum (below) for the Hokies' 1999 NCAA Tournament win over Saint Peter's. Virginia Tech has been selected to again host NCAA tourney games on March 21 and 23, 2004. The Hokies are no strangers to postseason play, as they have had that kind of success in six straight seasons. In 2001, (left, above) Chrystal Starling helped Tech beat Denver at Texas Tech. The Hokies beat 23rd-ranked Wisconsin (top left) at Florida in 1998. Last year (top right), Tech beat Georgia Tech and played the host Boilermakers at Purdue University. Tere Williams (right) led the Hokies as they advanced to the Sweet Sixteen in 1999 at Greensboro, N.C., where they were beaten by eventual national champion Tennessee.



HENRICKSON'S HOKIES

**Bonnie has
Virginia Tech
achieving at the highest level**

Virginia Tech has averaged 23 wins in six seasons under Bonnie Henrickson. The Hokies have advanced to the postseason every year, including four NCAA and two WNIT appearances. Henrickson has won a postseason game in each of her six years in Blacksburg.

Tech has won 120 of its last 165 games (72.7 percent) dating back to Feb. 14, 1998. Of the 45 losses, 22 were against nationally-ranked opponents.

Tech in the Polls

Virginia Tech received votes in both The Associated Press and ESPN/USA Today final polls last season. The Hokies were rated No. 33 in the final

womenscollegehoops.com poll and concluded the 2002-2003 year with an RPI ranking of No. 23 in collegerpi.com and No. 25 in the WBCA/Summerville RPI.

Under Coach Bonnie Henrickson, Tech was ranked in the coaches poll for seven consecutive weeks and in the AP poll for six straight weeks during the 2001-02 season. The Hokies dropped out of both polls on Feb. 25, but Tech did receive votes in both final polls.

The Hokies were ranked 20 straight weeks in the nation's Top 25 in both polls, dating from Dec. 7, 1998 to Dec. 20, 1999.

Since Henrickson became the head coach in 1997, the Hokies were ranked for the first time in the 1998-99 preseason poll,

ranking 22nd in Street & Smith's preseason publication. The Hokies also received 23 votes in The Associated Press Top 25 poll and 18 votes in the ESPN/USA Today poll. Tech continued to receive votes until reaching Top 25 status in both polls, ranking 22nd. The Hokies stayed in both polls the entire season, reaching as high as ninth in the Associated Press Poll and 11th in the ESPN/USA Today Coaches Poll on February 15.

Tech received its first-ever ranking on January 17, 1995, when the Hokies entered the USA Today/CNN Coaches' Poll at No. 24. Tech was ranked 23rd the following week and entered The Associated Press poll at No. 25. The Hokies fell out of the rankings the next week for the remainder of the year.

Across the State

Under Coach Bonnie Henrickson, the Hokies have posted a 26-5 overall record against teams that hail from the state of Virginia, 16-0 at home and 10-5 on the road. Since the 1976-77 season, Virginia Tech has posted a 109-88 record overall vs. in-state foes, 63-25 at home, 44-49 on the road and 2-14 in neutral site games.

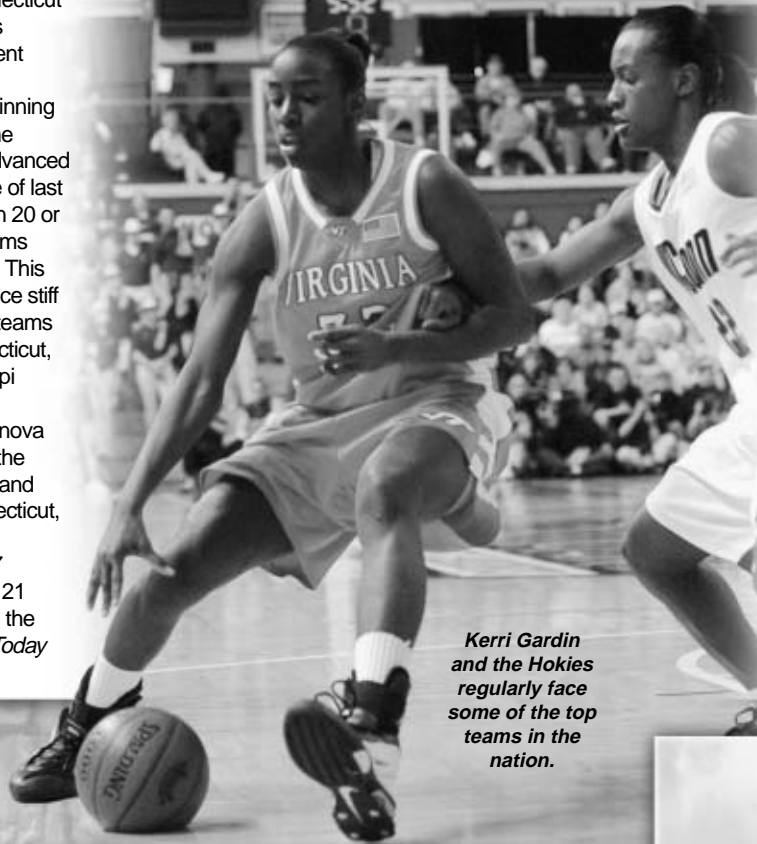
Defense, Defense, Defense

Bonnie Henrickson teams are known for their defensive efforts, and the last three years have been exceptional. Tech's defensive effort in 2000-01 led directly to the Hokies' success. Tech was 18-0 when holding opponents to 60 points or less and the Hokies limited the opposition to only 39.6 percent from the field. Tech was 16-1 when limiting opponents to under 40 percent from the floor. In 2001-02, Tech limited the opposition to under 40 percent from the field in 22 of its 32 games and three under 30 percent. Last year, the Hokies were 17-0 when limiting opponents to 60 points or less and 45-3 over the last three seasons.



Tough Schedule

The 2002-03 schedule was loaded with successful women's basketball programs. The Hokies faced eventual national champion Connecticut twice and had 15 games against NCAA Tournament teams. In fact, Tech's opponents had a .568 winning percentage, and 14 of the Hokies 26 opponents advanced to postseason play. Nine of last season's opponents won 20 or more games with 16 teams posting winning records. This year the Hokies again face stiff competition against ten teams (Boston College, Connecticut, Liberty, Miami, Mississippi State, Notre Dame, Old Dominion, Rutgers, Villanova and Virginia) that made the NCAA Tournament field and five teams (No. 1 Connecticut, No. 8 Villanova, No. 16 Mississippi State, No. 17 Boston College and No. 21 Notre Dame) that ended the year in the ESPN/USA Today Top 25.



Kerri Gardin and the Hokies regularly face some of the top teams in the nation.

Tech in Conference Games

Under Coach Bonnie Henrickson, the Hokies have posted a 67-29 (69.8 percent) record in conference games, 38-10 at home and 29-19 on the road. Since the 1976-77 season, Virginia Tech has posted a 157-123 record in conference games, 98-43 at home and 59-80 on the road. In their initial season in the BIG EAST Conference, the Hokies posted a 11-5 record, 5-3 at home and 6-2 on the road. In 2001-03, Tech was 9-7 in league play, 7-1 at home and 2-6 away and last season VT posted a 10-6 record, 7-1 at home and 3-5 away.

Tech in Non-Conference Games

Under Coach Bonnie Henrickson, the Hokies have posted a 65-23 (73.9 percent) record in non-conference games overall, 36-5 at home, 19-13 on the road and 10-5 in games at a neutral site. Since the 1976-77 season, Tech has posted a record of 247-196 overall, 142-56 at home, 77-100 on the road and 28-40 in games at a neutral site. In 2002-03, Tech posted a 10-3 non-conference mark.

International Hokies

The Virginia Tech women's basketball program made its first international trip in the Bonnie Henrickson era when the Hokies travelled to Europe in the summer of 2000. The Hokies comfortably won all four games against competition from France and Switzerland. Tech is scheduled to make a summer trip to Australia in 2004. Chrystal Starling was a member of the BIG EAST All-Star team which toured Germany in the summer of 2001.

During the summer of 2000, the Hokies visited the Cathedral de Notre Dame (right). This year, the beautiful beaches of the U.S. Virgin Islands (below) are on the itinerary, and next summer, Tech will travel to exciting Sydney, Australia (left).



★ All-America Candidate ★

IEVA KUBLINA

A 2003-2004 preseason First-Team All-BIG EAST selection, the Hokies' 6-4 senior center/forward is also on the watch list for the Wade Trophy — given to the national player of the year

Ieva's Accomplishments

- 2002-03 First-Team All-BIG EAST
- 2002-03 BIG EAST All-Tournament team
- 2001-02 BIG EAST Conference Most Improved Player
- 2001-02 Second-Team All-BIG EAST
- Four-time BIG EAST Player of the Week
- 2002 WNIT All-Tournament team
- First on the team in scoring (15.0)
- First on team in rebounding (7.4)
- Second in minutes played (1046- 32.7)
- Scored a career-high 32 points against Houston in 2002 WNIT Semifinal
- Has 16 career double-doubles
- Blocked three or more shots 31 times in her career
- Had 61 career double figure scoring games
- Scored 20-plus points in 15 career games
- Second in career blocks (183)
- Sixth in career rebounds (641)
- Eighth in career scoring (1,221)
- Tenth in career three-point field goals made (56)
- Eleventh in career free throws made (249)

**Kublina is among the
BIG EAST's bests
on both ends
of the floor**


- Averaged 15.8 points in BIG EAST Conference games (7th)
- Averaged 7.8 rebounds in BIG EAST Conference games (5th)
- Shot 44.6 percent in BIG EAST Conference games (7th)
- Had 83.5 percent free throw shooting in BIG EAST Conference games (3rd)
- Averaged 1.75 blocks in BIG EAST Conference games (T-1st)
- Averaged 7.8 rebounds in BIG EAST Conference games (5th)
- Averaged 5.31 defensive rebounds in BIG EAST Conference games (T-5th)
- First in BIG EAST all games blocked shots (1.94)
- Seventh in BIG EAST all games free throw percentage (.800)
- Seventh in BIG EAST all games rebound average (7.8)
- Eighth in BIG EAST all games defensive rebounds (5.00)
- Ninth in BIG EAST all games field goal percentage (.452)
- Eleventh in BIG EAST all games scoring average (15.0)

Kublina's Career Statistics

Year	G	GS	MP	FGM-Att	Pct.	3PTM-Att	Pct.	FTM-Att	Pct.	Reb.	Avg.	A	TO	Blk	ST	TP	Avg.
00-01	31	3	642	87-199	.437	13-38	.342	55-85	.647	154	5.0	15	46	35	11	242	7.8
01-02	32	32	976	198-419	.473	20-53	.377	82-107	.766	249	7.8	30	74	86	23	498	15.6
02-03	32	32	1046	173-383	.452	23-65	.354	112-140	.800	238	7.4	44	81	62	30	481	15.0
Totals	95	67	2664	458-1001	.458	56-156	.359	249-332	.750	641	6.8	89	201	183	64	1221	12.9

HOME-COURT ADVANTAGE

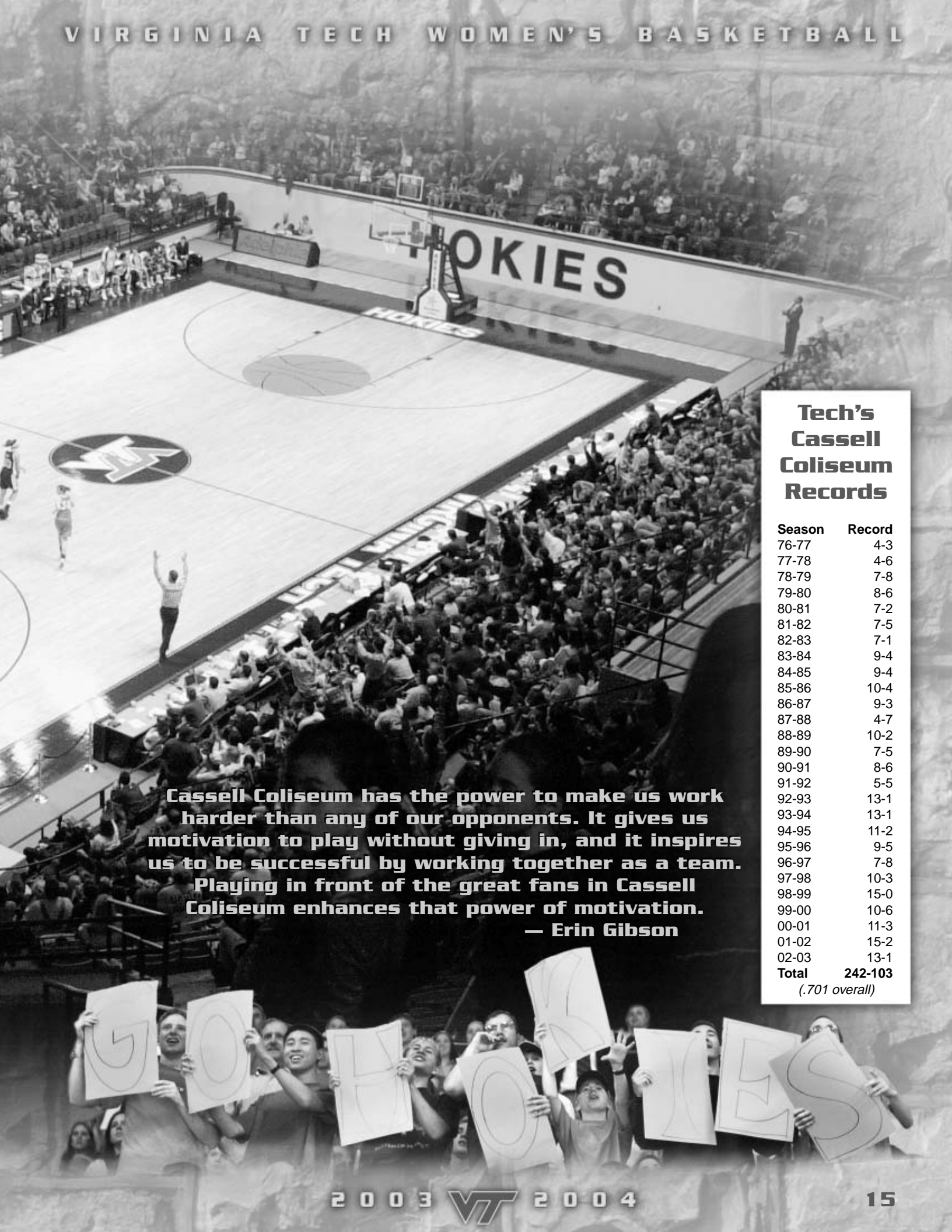
The Virginia Tech women's basketball program has had great success in Cassell Coliseum



Television cameras and a sell-out crowd of 10,052 watched the Hokies win an NCAA Tournament game at home in 1999.

Top 10 Cassell Coliseum Women's Basketball Crowds

10,052	Tech 73, St. Peter's 48*	Mar. 13, 1999
9,812	Tech 76, Auburn 61*	Mar. 15, 1999
9,724	Tech 62, Xavier 60	Feb. 5, 1999
8,373	Tech 65, St. Joseph's 56	Jan. 22, 1999
8,079	Tech 66, George Washington 64	Feb. 21, 1999
7,402	Connecticut 90, Tech 38	Feb. 7, 2001
7,043	Tech 62, LaSalle 35	Feb. 7, 1999
6,069	Connecticut 59, Tech 50	Jan. 29, 2002
5,409	Houston 77, Tech 72 (OT)#	Mar. 23, 2002
5,370	Tech 89, Temple 69	Jan. 24, 1999
* — NCAA Tournament				
# — WNIT Semifinals				



**Tech's
Cassell
Coliseum
Records**

Season	Record
76-77	4-3
77-78	4-6
78-79	7-8
79-80	8-6
80-81	7-2
81-82	7-5
82-83	7-1
83-84	9-4
84-85	9-4
85-86	10-4
86-87	9-3
87-88	4-7
88-89	10-2
89-90	7-5
90-91	8-6
91-92	5-5
92-93	13-1
93-94	13-1
94-95	11-2
95-96	9-5
96-97	7-8
97-98	10-3
98-99	15-0
99-00	10-6
00-01	11-3
01-02	15-2
02-03	13-1
Total	242-103
	(.701 overall)

Cassell Coliseum has the power to make us work harder than any of our opponents. It gives us motivation to play without giving in, and it inspires us to be successful by working together as a team. Playing in front of the great fans in Cassell Coliseum enhances that power of motivation.

— Erin Gibson



CASSELL COLISEUM



An outstanding college basketball arena

Cassell Coliseum has always proven to be a tough arena for opponents, especially the past six seasons in which the Hokies are 74-15 (.832) under coach Bonnie Henrickson at home.

The 1998-99 home season gave Hokie fans plenty of drama and excitement as Tech roared to a 15-0 mark in the friendly confines of the Cassell. Going back two games into the 1997-98 season and extending through the 1999-00 opener, Tech won 18 straight at home.

Over the past two seasons, the Hokies posted a 28-3 record in Cassell. The losses in 2001-02 were to eventual national champion Connecticut, a game which was tied with three minutes remaining, and in overtime to Houston in the WNIT semifinals while last season's lone loss was to eventual Elite Eight team Villanova.

Equally as impressive as the Hokies' play at home has been the tremendous numbers of people who have come to watch them play. Averaging 5,221 fans per game in 1998-99 and having a sell-out at the 10,052-seat arena, Tech shattered its women's basketball attendance marks. In the Bonnie Henrickson era Tech has played before 218,965 fans at home, an average of 2,460 per game. Last season, the Hokies averaged 2,780, which ranked 38th in the nation.

Cassell Coliseum was the site of a sub-regional in the 1999 NCAA Tournament. In that marquee event, the Hokies played in front of packed houses and got wins over St. Peter's and Auburn to advance to the NCAA Sweet 16. The venue will host the 2004 NCAA women's basketball first and second round contests March 21 and 23.

In the past 11 years, Virginia Tech has posted a 127-32 (.799) mark in home

games. Overall, the Hokies have compiled a 242-103 record in Cassell Coliseum for a winning percentage of 70.2 in the 27 years they have played in the campus arena. The Tech women have won 68 of their last 81 home games.

On September 17, 1977, Virginia Tech officials and friends dedicated the Coliseum in honor of the late Stuart K. Cassell. Cassell became a member of the University administration in 1945 after 17 years as a student and teacher at Tech. He successfully convinced the Board of Visitors of the need for a modern basketball facility.

Construction for the main portion of the Coliseum began in 1961. It was completed in December, 1964, at a cost of \$2.7 million. Built by T.C. Brittain and Company of Decatur, Ga., it houses the basketball arena, locker rooms, two auxiliary gymnasiums, offices and other athletic facilities.

The Jamerson Athletic Center, connected to the rear of Cassell Coliseum, was completed in 1982 and dedicated in the fall of 1983. It is named in honor of J.E. Jamerson and his son, William E. Jamerson, owners of the firm that built the building.

The complex contains administrative and coaching offices, athletic department accounting and business offices, team and coaches' meeting rooms, a weight room and the Gordon D. Bowman Memorial Club Room on the top floor for Hokie Club members.

Prior to the 1988-89 season, a modern, new

spring-loaded playing floor was installed in the Coliseum. During 1996-97, the facility was upgraded with a new roof and paint application.

During the 2000-01 season, new video boards were added at both ends of the Coliseum which are used for live action and video replays during all games. A seating renovation project was undertaken following the 2001-02. All of the seats were dismantled and shipped to a plant in Michigan where the old paint was stripped off and refinished with a clear wood finish. Through new projects, renovations and maintenance reserve projects, Cassell Coliseum has undergone approximately \$2.5 million in improvements over the past two years. The ambulatory was renovated prior to last season and now features more accessible concession areas, new flooring, video monitors which allow fans to watch the action when not in the arena and the addition of Hokie Stone to many of the entrances to the seating area.





The Hokies' Locker Room

When the final whistle blows after a game or practice, the Hokie basketball team retires to one of the finest locker room facilities in the nation. The entire locker room underwent a major renovation

in the summer of 2000 and now features all of the comforts of home and then some.

The facility features an entrance directly on to the playing floor, a team meeting room, a trophy case, a shower room, a training area and a new video system. The locker room also includes new flooring, ceiling and lights. The entrance to the area has a wooden floor painted to match the game floor, with a giant image of a Cassell Coliseum crowd as a backdrop.

Another nice touch in the state-of-the art facility are the vanities located between each of lockers.

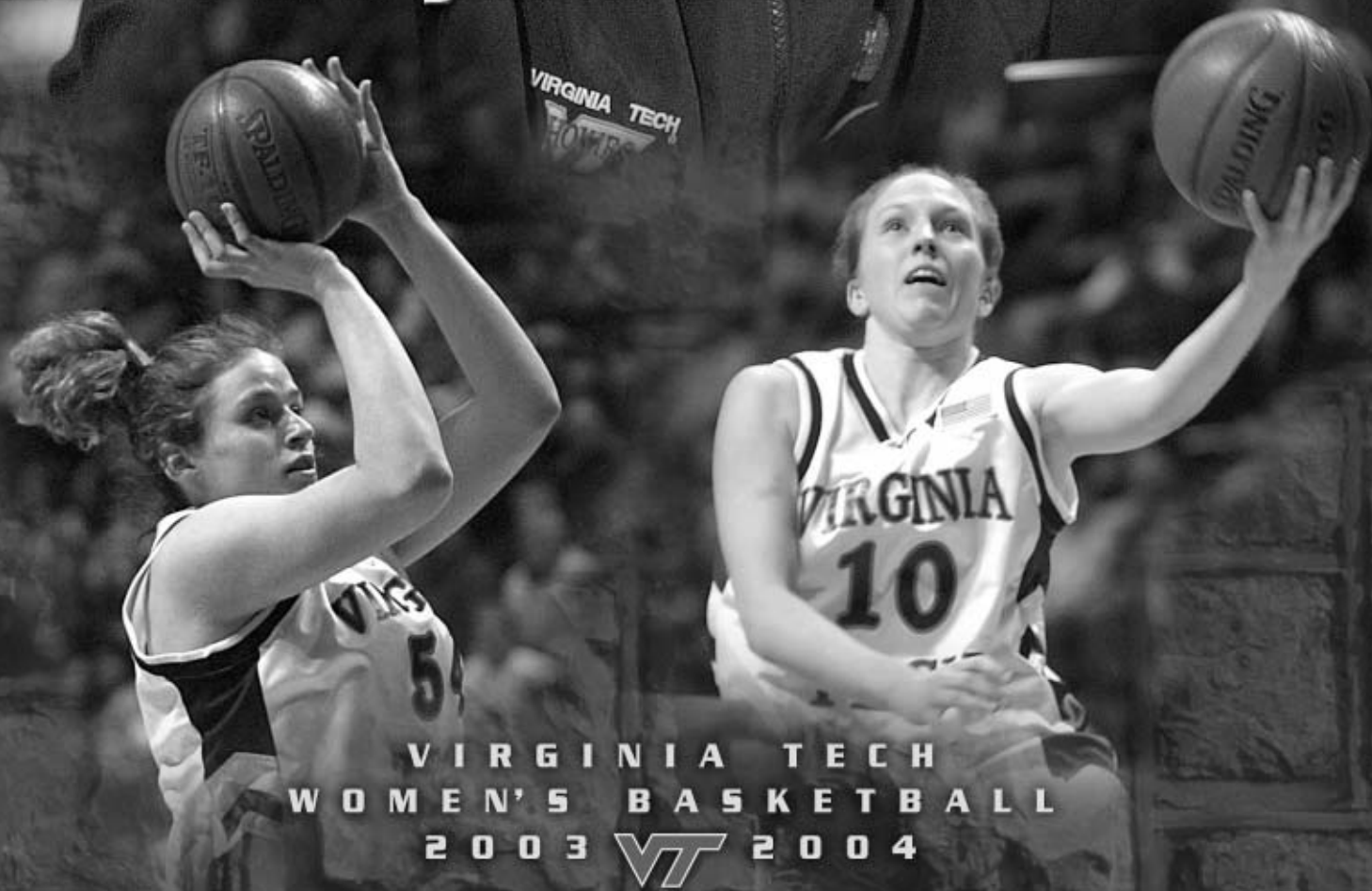
The cost of the renovation project was approximately \$225,000 and would not have been possible without a generous gift from the Roanoke Valley Hokie Club. Future additions to the women's locker room will include a Wall of Fame featuring outstanding players from the past, an Academic Honors Wall and a collage of photos of great moments in Tech women's basketball history.



The Hokies' spacious locker room includes an entrance that is a replica of the Coliseum playing surface (far left) and a dressing area with individual vanities, outlets and mirrors.

OUTLOOK

The Hokies are focused on making the NCAA Tournament and should have what it takes to reach their goals in 2004



VIRGINIA TECH
WOMEN'S BASKETBALL
2003  2004

2003-2004 OUTLOOK



INSIDE THIS SECTION

2003-2004 Outlook	20-26
2003-2004 Schedule	21
Guards	24
Forwards	25
Centers	26
2003-2004 Roster	27
Sizing Up the Hokies	27

2003-2004 OUTLOOK

Depth and experience are keys as the Hokies seek seventh straight postseason appearance



Ieva Kublina

A young, inexperienced team entered the 2002-03 season for Virginia Tech and surprised almost everyone with a 22-10 record and a trip to the NCAA Tournament. This year, however, the Hokies field a veteran team, as all but two members return from last season's squad. With a year of experience behind them and the task of advancing to a seventh consecutive postseason tournament on the horizon, the expectations are running high in Cassell Coliseum.

The women's basketball program has averaged 23 wins a season in six years under head coach Bonnie Henrickson, including postseason trips to four NCAA and two WNIT tournaments. The Hokies

have also been successful in the BIG EAST Conference, a league which has produced the last four NCAA champions and sent a record nine teams to the postseason last year. As a member of the league, Tech is a combined 30-18 during the regular season and has advanced to the semifinals of the conference tournament, losing to the eventual national champion, on two occasions.

The success under Henrickson has enhanced Tech's recruiting efforts as the Hokies signed arguably their best class last year and followed that group up with three outstanding signees in this year's class. Eight underclassmen will combine with three seniors and a junior to form a group

looking for another successful season, including a return trip to the NCAAs.

Two seniors, both starters, will have to be replaced for the 2003-04 campaign. The Hokies lost Chrystal Starling, sixth on the program's career scoring list, an athletic player who could hit the outside jump shot as well as create off the dribble. The other loss was point guard Emily Lipton who guided the Hokies' offense for three years.

"Chrystal was a player who had a knack for scoring and grew to be a better rebounder and defender, while Emily was the first player we had at the point guard position for four years who developed a great knowledge of our system," said Henrickson. "In looking at the next group to

replace those two, I think we are in the capable hands of Carrie Mason, Kerri Gardin, Dawn Chriss and Fran Recchia to contribute at those two positions. We have players waiting in the wings with the potential to contribute, but Chrystal and Emily's experience will be difficult to replace."

Three starters and four reserves who saw considerable playing time return from last year's NCAA team. The 2003-04 edition of the Hokies includes three seniors, one junior, five sophomores and three freshmen. Tech returns 77.7 percent of its offense and 85.4 percent of the rebounding from the previous season.

"This is the most athletic group that we have had entering a season," said Henrickson. "While at times I am concerned that we don't have a large number of players on the roster, this situation allows us to give some pretty good young players extended minutes. These are players who

can handle the workload physically and are versatile enough to help us at a couple of positions. We are fortunate to have all five post players returning, which gives us a tremendous amount of experience at the power forward and post positions. Maybe we don't have big numbers, but I really like what we do have in the nine returning players and the three newcomers."

The key to Virginia Tech's success will rest on the shoulders of All-America candidate Ieva Kublina (6-4, Sr., F/C, Riga, Latvia), a member of the 2003 All-BIG EAST First Team. Kublina led the Hokies in scoring (15.0) and rebounding (7.4), while also leading both the team and BIG EAST in blocks (1.9).

Kublina became the 15th member of Tech's 1,000-point club last year and is eighth on the career scoring list with 1,221 points. Her 183 career blocks rank second at Tech and her 56 three-point field goals are 10th on the Hokie career list. Kublina

has scored in double figures 61 times in her career with 16 double-doubles. She has scored 20-plus points in a game 15 times and blocked three or more shots in a game on 31 occasions.

Carrie Mason (5-7, So., G, Seneca, Pa.) returns after an outstanding freshman year in which she was named to the BIG EAST All-Rookie Team, as well as being an honorable mention selection to the womenscollegehoops.com Freshman All-America team. Mason shared point guard duties with Lipton and set a Tech freshman record with 106 assists, which led the team. She also led the team in minutes played and three-point field goal shooting percentage. Mason scored a career-high 24 points at Miami, but had her shining moment when she hit the game-winning shot against Georgia Tech in the NCAA First Round.

Erin Gibson (6-2, Jr., F/C, Galax, Va.) will be counted on to assist Kublina in the

2003-2004 VIRGINIA TECH WOMEN'S BASKETBALL SCHEDULE

Nov. 9	Sun.	EXHIBITION (SLOVENIA - WBC ILIRIJA)	2 p.m.	Blacksburg, Va.
21	Fri.	MIAMI (OHIO)	7 p.m.	Blacksburg, Va.
23	Sun.	at Virginia	1 p.m.	Charlottesville, Va.
28	Fri.	University of Virgin Islands Paradise Jam Virginia Tech vs. Iowa State Mississippi State vs. Indiana	6:30 p.m. 9 p.m.	St. Thomas, Virgin Islands
29	Sat.	University of Virgin Islands Paradise Jam Consolation Championship	6:30 p.m. 9 p.m.	St. Thomas, Virgin Islands
Dec. 3	Wed.	OLD DOMINION	7 p.m.	Blacksburg, Va.
7	Sun.	at Alabama	3 p.m.	Tuscaloosa, Ala.
13	Sat.	MARYLAND	2 p.m.	Blacksburg, Va.
21	Sun.	at James Madison	2 p.m.	Harrisonburg, Va.
28	Sun.	LADY LUCK CLASSIC Wake Forest vs. Holy Cross Virginia Tech vs. Furman	1 p.m. 3 p.m.	Blacksburg, Va.
29	Mon.	LADY LUCK CLASSIC Consolation Championship	5 p.m. 7 p.m.	Blacksburg, Va.
Jan. 2	Fri.	LIBERTY	7 p.m.	Blacksburg, Va.
4	Sun.	PROVIDENCE*	2 p.m.	Blacksburg, Va.
7	Wed.	at Rutgers*	7:30 p.m.	Piscataway, N.J.
10	Sat.	at Notre Dame*	Noon	South Bend, Ind.
14	Wed.	VILLANOVA*	7 p.m.	Blacksburg, Va.
17	Sat.	at Georgetown*	3 p.m.	Washington, D.C.
21	Wed.	at Pittsburgh*	7 p.m.	Pittsburgh, Pa.
24	Sat.	BOSTON COLLEGE*	2 p.m.	Blacksburg, Va.
27	Tue.	CONNECTICUT*	7 p.m.	Blacksburg, Va.
31	Sat.	at Syracuse*	Noon	Syracuse, N.Y.
Feb. 3	Tue.	SETON HALL*	7 p.m.	Blacksburg, Va.
10	Tue.	at West Virginia*	7 p.m.	Morgantown, W.Va.
14	Sat.	MIAMI*	2 p.m.	Blacksburg, Va.
18	Wed.	at Seton Hall*	7 p.m.	South Orange, N.J.
21	Sat.	at Providence*	7:30 p.m.	Providence, R.I.
28	Sat.	PITTSBURGH*	2:30 p.m.	Blacksburg, Va.
Mar. 2	Tue.	ST. JOHN'S*	7 p.m.	Blacksburg, Va.
6-9	Sat.-Tue.	BIG EAST Tournament	TBA	Hartford, Conn.

Home games in ALL CAPS

* indicates BIG EAST Conference games

All times eastern

Dates and times subject to change

paint. Gibson was named the Lady Luck Classic MVP last season and scored a career-high 24 points against Radford. She led the team in field-goal percentage and was second on the team in rebounding and blocks.

Other returning players include Fran Recchia (5-7, r-Sr., G, Flower Mound, Texas), Kerri Gardin (6-1, So., F, Morganton, N.C.), Davina Simmons (6-0, Sr., F, Winston-Salem, N.C.), Dawn Chriss (6-1, So., G, Hillcrest Heights, Md.), Megan Finnerty (6-3, So., C, Atlanta, Ga.) and Brandy Fowler (6-1, Sr., C, Cary, N.C.). Recchia saw action in 28 games and had her best games at the start of the year, setting career-highs of 18 and 19 points respectively against UNC Greensboro and Florida International. Gardin played in 30 games and displayed her all-around ability at No. 22 Villanova with 15 points, 10 rebounds and two assists. She handed out six assists three times last season and had four games with three steals. Simmons provided the Hokies with depth in the paint and had her best game in Tech's BIG EAST opener against Syracuse with eight points, nine rebounds and three steals. Chriss struggled to find her game for most of last season but erupted in the BIG EAST tournament. She had 13 points in an opening round victory over West Virginia and topped that effort the next night in a win over No. 23 Boston College with 14 points and three assists. While not seeing much action during her freshman year, Finnerty pulled down six rebounds in Tech's overtime win against James Madison and scored a career-high 10 points versus UT Martin in the first round of the Lady Luck Classic.

Three newcomers will join the Tech roster for the upcoming season. Britney Anderson (6-0, Fr., F, Blacksburg, Va.), Kirby Copeland (5-10, Fr., G, Morrow, Ga.) and Nare Diawara (6-6, Fr., C, Bamako, Mali) should increase the Hokies' depth both on the inside and from the perimeter. Anderson was the Virginia AA Player of the Year in leading her team to the state title, while Copeland averaged over 20 points a game and set a single-season scoring record at Morrow High School. Diawara averaged a triple-double her senior season and scored over 40 points in her final two high school contests.

Tech's 2002-03 schedule was loaded with successful women's basketball programs. The Hokies faced eventual national champion Connecticut twice and had 15 games against NCAA Tournament teams. In fact, Tech's opponents had a .568 winning percentage and 14 of the Hokies' 26 opponents advanced to postseason play. Nine of last season's opponents won 20 or more games, with 16 posting winning records. This year the Hokies again face stiff competition against 10 teams (Boston College, Connecticut, Liberty, Miami, Mississippi State, Notre Dame, Old



Carrie
Mason

Dominion, Rutgers, Villanova and Virginia) that made the NCAA Tournament field, and five of which (No.1 Connecticut, No. 8 Villanova, No. 16 Mississippi State, No. 17 Boston College and No. 21 Notre Dame) ended the year in the ESPN/USA Today Top 25.

The non-conference schedule will again be challenging with home dates against Miami (Ohio), Old Dominion (12 consecutive NAAs), Maryland and Liberty (seven straight NCAA appearances). Tech will once again host the Lady Luck Classic featuring Furman, Holy Cross and Wake Forest.

The non-conference away slate sends the Hokies to the Virgin Islands over Thanksgiving to participate in the Paradise Jam where they will face Iowa State in the opening round. Mississippi State (NCAA participant) and Indiana round out the field. Other non-conference road games include

contests with Alabama, James Madison and Virginia (NCAA participant).

"We have three ACC and two SEC opponents on our schedule including home games against Maryland and potentially Wake Forest which are schools that our fans are familiar with and will want to come out and see us play," said Henrickson. "I think the non-conference schedule is balanced and gives our players a chance to play some quality competition on the road. We also have our traditional opponents such as Old Dominion, Liberty and Virginia. Every year we try to improve the non-conference schedule as our recruiting continues to improve, because great players want to play with and compete against other great players."

The BIG EAST Conference, home of the last four national champions, presents the Hokies with a formidable conference schedule. Along with two-time defending

national champion Connecticut, the BIG EAST features 2001 national champion Notre Dame and 2003 NCAA participants Boston College, Miami, Rutgers, Villanova and Virginia Tech. The league sent a record seven teams to the NAAs last year and two teams, Georgetown and Seton Hall, to the WNIT. Tech will have home and away games against Pittsburgh, Providence and Seton Hall this season, along with home contests versus Boston College, Connecticut, Miami, St. John's and Villanova. The Hokies will have road contests at Georgetown, Notre Dame, Rutgers, Syracuse and West Virginia.

"I am amazed at how strong the league has grown in such a short time," said Henrickson. "Other than Connecticut, there were only a few games separating the top five teams in the league. Just a short time ago we were struggling to get four or five teams in the tournament but last year we put seven teams in the NAAs. Many people around the country have not seen us play before but with the ESPN television package for the NCAA Tournament, people had a chance to see just how good the BIG EAST Conference is from top to bottom."

The coaching staff has seen some changes since the end of last season. Karen Lange has been promoted to recruiting coordinator, replacing Angie Lee who left the coaching profession to pursue other interests. Kelly Kramer joins the staff after serving as an assistant coach with the WNBA's Minnesota Lynx from 1998 through the 2002 season. Kramer will work primarily with Tech's post players. In her first year in the newly created position of Director of Basketball Operations, Trena Anderson comes to Virginia Tech after serving in the same position at Michigan State University. Anderson will coordinate team travel, serve as a liaison with the Hardwood Club on the Annual Women's Basketball Auction, coordinate film exchange and community service work for the Hokies and is the Assistant Director of women's basketball summer camps.

"I have said since the first day I arrived at Virginia Tech that you win with quality people and people who are dedicated to young women both on and off the court and we are fortunate to have Kelly and Trena as part of our staff," said Henrickson. "Kelly Kramer brings to us the professional experience of the WNBA, as well as the many contacts she has maintained from when she was a collegiate assistant coach. She has the knowledge of what it takes to play at the next level which is an added benefit for the players in our program and those we recruit in the future, to hear first-hand about the professional basketball experience. Trena Anderson is tremendously organized and has some great ideas about marketing and promotions and helping our program with the little things that make a difference."



Kerri Gardin

2003-2004 OUTLOOK: THE GUARDS

Point Guard

Carrie Mason shared the position with Emily Lipton last year and set a Tech freshman record with 106 assists. Mason led the team with 42 three-point field goals and 1,108 minutes. She was named to the BIG EAST Conference All-Rookie team and was an honorable mention selection to the womenscollegehoops.com Freshman All-American team.

"Carrie has a lot of offensive weapons and we look for her to take more of a leadership role this season," said Henrickson. "She shoots the ball well from three-point range and has a good mid-range game. We will put a few things in to get her more shots, but we also need her to take more shots, as well as she shoots the ball. Her responsibility is not only to be in the correct position but to be sure her teammates are also in the right spot, which is a progression as she gains more experience at the position."

Fran Recchia will provide depth at point guard and is a definite threat from behind the arc. Recchia was second on the team last year with 27 three-point field goals and was fifth in scoring. She opened last season scoring 18 points in the season-

opener against UNC Greensboro and had a career-high 19 at Florida International. Recchia was named to the Herald/FIU Classic All-tournament team.

"Without Fran I don't know if we would have had as successful of a non-conference schedule as we had last year," said Henrickson. "She shoots the ball very well, and while we have put in some plays to get her a shot, Fran continues to work on creating shots for herself. Her three-point shooting is something we have not had consistently the past few years, so when you have someone who shoots as well as Fran, you have to get them some shots."



Fran Recchia



Dawn Chriss

Shooting Guard

Sophomore Dawn Chriss played her best basketball as a freshman at the end of season and will see considerable playing time this year. Chriss exploded in the BIG EAST tournament to help the Hokies to wins over West Virginia and Boston College. Chriss averaged only 3.2 points per game during the season, but increased her production to 7.2 points over the final five games. She

demonstrated her tremendous potential against Washington State with six points, eight rebounds, seven assists and two blocks.

"Dawn came on very strong at the end of the season and she can both score and pass off the dribble," said Henrickson. "As she gains more confidence in the half court offense she will really help us and I think that is where she made the greatest progress at the end of the year. She is a good defender and I think she could be the best defender we have had here by the end of her career."

Kirby Copeland joins the Hokies after an outstanding career at Morrow (Ga.) High School where she set the school single-season scoring record and easily surpassed the 1,000 career-point mark. "Kirby has the ability to get to the rim and elevates very well," said Henrickson. "She takes pride in her defense and will provide depth at the position."

2003-2004 OUTLOOK: THE FORWARDS

Small Forward

Kerri Gardin is another Tech player who finished strong last season, averaging 7.4 points and 4.4 rebounds over the final nine games. Gardin was third on the team in blocks with 20 and recorded her first career

double-double at No. 22 Villanova with 15 points and 10 rebounds. Gardin had off-season surgery on her right Achilles tendon but is expected to be at full strength for preseason practice.

"Hopefully we will have Kerri healthy for a full season following her surgery," said

Henrickson. "She has changed her body in the off-season by adding body mass and deserves a lot of credit for being so disciplined in the weight room. Kerri is a fantastic passer with great court vision and she has worked hard in changing her shot which will help her become more of a scorer."

Britney Anderson joins Tech following an outstanding high school career. Anderson was named the 2001 Virginia AAA Player of the Year at Meadowbrook High School, then was selected as Miss Basketball in Virginia last season after averaging 18 points and nine rebounds in leading Blacksburg High School to the State AA championship.

"Britney is a tremendous, explosive athlete and one of the strongest freshmen we have ever had in the program," said Henrickson. "She is a good defender and passer and will need to improve her ball-handling skills, but I feel she has a bright future ahead of her at Virginia Tech."

Power Forward

Ieva Kublina returns for her final season in Blacksburg and will continue her assault on the Virginia Tech record books. Kublina currently ranks second in career blocks (183), eighth in points (1,221), fourth in scoring average (12.9), 10th in three-point field goals made (56), sixth in rebounds (238), sixth in rebounding average (6.8) and eighth in free-throw percentage (.750). She was selected First-Team All-BIG EAST last year and was the 2002 BIG EAST Most Improved Player. Kublina has scored in double figures 61 times with 16 career double-doubles and has blocked three or more shots in a game 31 times.

"Ieva is arguably the best player we have ever had in our program," said Henrickson. "She is a pure shooter from anywhere on the floor and improved greatly in her ability to put the ball on the floor and create a shot. She has become more physical on the inside and needs to continue to improve in that area, especially in the BIG EAST and for her professional prospects. I'm excited about her senior season but regretful that it is already here."

Davina Simmons saw action in 30 games after making the transition to the inside game. Simmons had her best game of the season in Tech's BIG EAST opener against Syracuse with eight points, nine rebounds and three steals.

"Davina is coming off her best year as a Hokie and the fans love to watch her play because she makes things happen with her tremendous effort," said Henrickson. "She has a great attitude in that she will do whatever we ask her in order to make us successful."



Davina Simmons

2003-2004 OUTLOOK: THE CENTERS

Center

The post position will remain in the capable hands of junior Erin Gibson who had an up-and-down season last year. Gibson led Tech in field goal percentage (.484) and was second in rebounding (7.0) and blocks (29), in addition to averaging just under 10 points a game. She started the year out fast including a 22-point, 13-rebound effort in the overtime win over James Madison, but struggled in the second half of the year. Gibson began to return to form in the postseason, concluding with 10 points, seven rebounds and two blocks against Purdue in the NCAA Second Round.

"We need consistency from Erin after a roller-coaster ride her sophomore season," said Henrickson. "She was fantastic at the start of the season then we kind of lost her for awhile and got her back for the postseason. Erin is the best defensive player we have had in our program but we need her to be more consistent and improve at the free-throw line. We need her because we don't have anyone on the bench who can do the things she does."

Megan Finnerty will be counted on to add depth in the post as she enters her sophomore season. Finnerty scored a career-high 10 points against UT Martin and pulled down six rebounds versus James Madison.

"We are really excited about Megan's future in our program," said Henrickson. "She is very competitive and athletic and one of

the most explosive players we have in the post. We have to get her on the floor more early in the season so she can gain experience. Megan has the offensive skills to help us in the high post because she can face the basket and either pass or put the ball on the floor in a one-on-one situation."


Brandy Fowler transferred to Tech from Louisburg College where she was a first-team NJCAA All-American and a Kodak Junior College All-American. Fowler had her best game as a Hokie against Washington State, setting career-highs with six points and four rebounds.

"Brandy had tremendous growth in her first year in our program but what most people don't realize is that she didn't start playing basketball until her junior year in high school," said Henrickson. "I thought she was one of our most improved players from the first day of practice until the end of the year. She has tremendous athleticism and if she continues to work hard and be as coachable as she has been thus far, I believe she can help us on both ends of the floor."

Nare Diawara will provide the Hokies with a tremendous presence in the paint. Diawara, a summer

signee, averaged a triple-double with 24 points, 19 rebounds and 11 blocked shots per game in leading Cheshire (Conn.) Academy to a 19-3 record. The three losses occurred while Diawara was away from the team to participate in a tournament with the Mali national team. In her final games of the season, she scored 45 and 47 points, respectively.

"Nare will bring additional size and shot blocking ability to the post position," said Henrickson. "She is a capable scorer facing the basket and with her back to the basket."



Erin Gibson

Megan Finnerty

03-04 ROSTER

Alphabetical Listing

No.	Name	Pos.	Hgt.	Yr.	Hometown (High School or College)
25	Britney Anderson	F	6-0	Fr.	Blacksburg, Va. (Blacksburg)
23	Dawn Chriss	G	6-1	So.	Hillcrest Heights, Md. (St. John's College HS)
5	Kirby Copeland	G	5-10	Fr.	Morrow, Ga. (Morrow)
11	Nare Diawara	C	6-6	Fr.	Bamako, Mali (Cheshire Academy)
45	Megan Finnerty	C	6-3	So.	Atlanta, Ga. (Pius X)
21	Brandy Fowler	C	6-1	Sr.	Cary, N.C. (Louisburg College)
32	Kerri Gardin	F	6-1	So.	Morganton, N.C. (Freedom)
54	Erin Gibson	F/C	6-2	Jr.	Galax, Va. (Carroll County)
14	Ieva Kublina	F/C	6-4	Sr.	Riga, Latvia (Trinity Episcopal)
24	Carrie Mason	G	5-7	So.	Seneca, Pa. (Cranberry)
10	Fran Recchia	G	5-7	r-So.	Flower Mound, Texas (Marcus)
42	Davina Simmons	F/C	6-0	Sr.	Winston-Salem, N.C. (N. Forsyth)

Numerical Listing

No.	Name	Pos.	Hgt.	Yr.	Hometown (High School or College)
5	Kirby Copeland	G	5-10	Fr.	Morrow, Ga. (Morrow)
10	Fran Recchia	G	5-7	r-So.	Flower Mound, Texas (Marcus)
11	Nare Diawara	C	6-6	Fr.	Bamako, Mali (Cheshire Academy)
14	Ieva Kublina	F/C	6-4	Sr.	Riga, Latvia (Trinity Episcopal)
21	Brandy Fowler	C	6-1	Sr.	Cary, N.C. (Louisburg College)
23	Dawn Chriss	G	6-1	So.	Hillcrest Heights, Md. (St. John's College HS)
24	Carrie Mason	G	5-7	So.	Seneca, Pa. (Cranberry)
25	Britney Anderson	F	6-0	Fr.	Blacksburg, Va. (Blacksburg)
32	Kerri Gardin	F	6-1	So.	Morganton, N.C. (Freedom)
42	Davina Simmons	F/C	6-0	Sr.	Winston-Salem, N.C. (N. Forsyth)
45	Megan Finnerty	C	6-3	So.	Atlanta, Ga. (Pius X)
54	Erin Gibson	F/C	6-2	Jr.	Galax, Va. (Carroll County)

Head Coach: Bonnie Henrickson

Assistants: Karen Lange, Katie O'Connor, Kelly Kramer


Student Assistant Coach: Rayna DuBose

Director of Basketball Operations: Trena Anderson

Athletic Trainer: Ron Esteban

Managers: Stefany Bennett, Kelli Day, Lindsey Nelson, LaShawn Weston

SIZING UP THE HOKIES



Roster Breakdown

Starters Returning	Ppg.	Rpg.
Ieva Kublina	15.0	7.4
Carrie Mason	10.6	3.4
Erin Gibson	10.6	7.0

Letterwinners Returning	Ppg.	Rpg.
Fran Recchia	4.9	1.6
Kerri Gardin	4.3	3.2
Davina Simmons	3.2	2.6
Dawn Chriss	3.2	1.8
Megan Finnerty	2.3	1.6
Brandy Fowler	1.2	1.8

Newcomers	Ht.	Cl.	Pos.
Britney Anderson	6-0	Fr.	F
Kirby Copeland	5-10	Fr.	G
Nare Diawara	6-6	Fr.	C

Breakdown by Class

Seniors (3)

Brandy Fowler
Ieva Kublina
Davina Simmons

Juniors (1)

Erin Gibson

Sophomores (5)

Dawn Chriss
Megan Finnerty
Kerri Gardin
Carrie Mason
Fran Recchia

Freshmen (3)

Britney Anderson
Kirby Copeland
Nare Diawara

Pronunciation Guide

Nare Nar-E
Diawara Jah-wah-rah
Ieva E-ev-ah
Kublina KOO-blee-nah
Recchia Rake-ee-ah



A GREAT TO LEARN

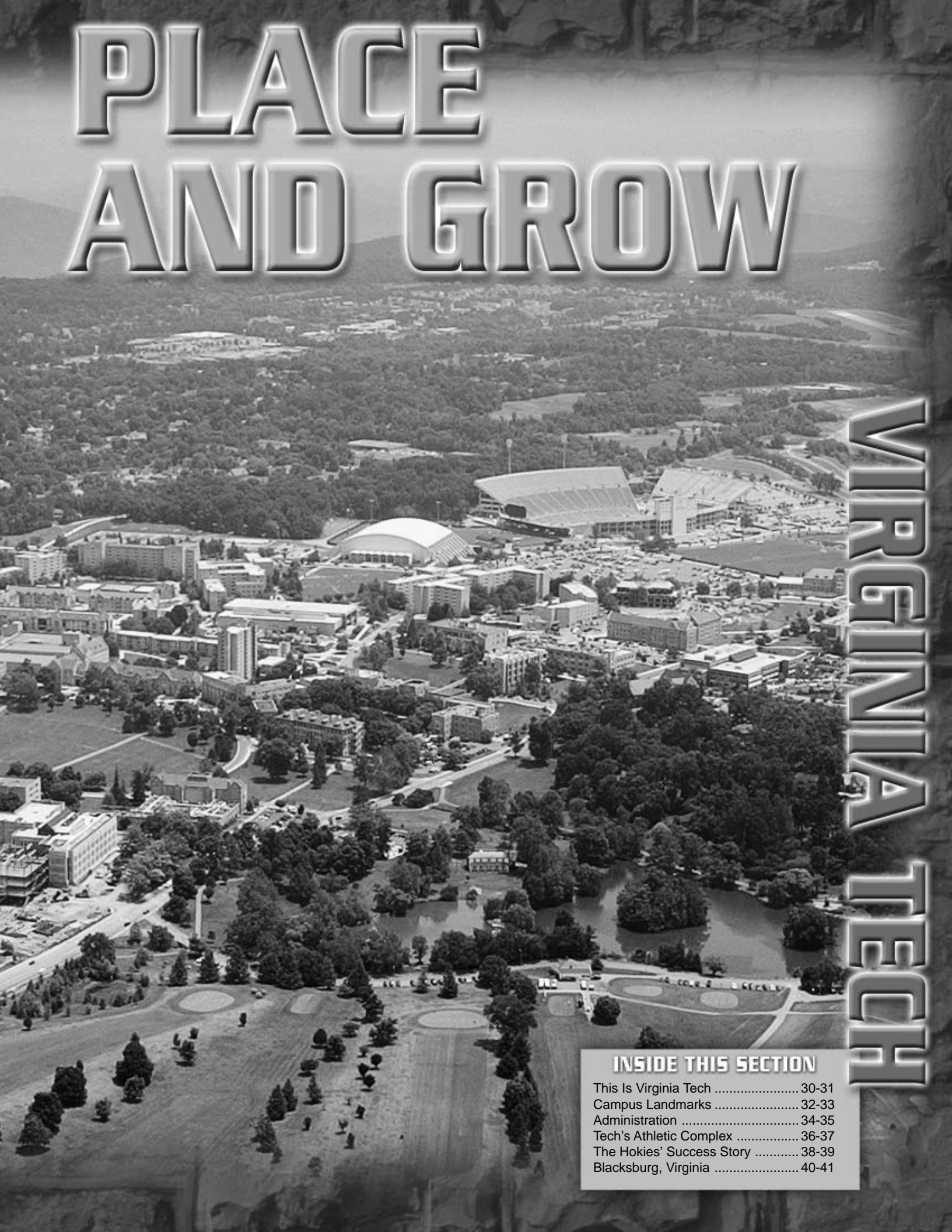
"The academic experience at Virginia Tech is challenging, motivating and rewarding. The expertise of the faculty on this campus prepares our students for the 'next step' in their lives."

— Coach Bonnie Henrickson

VIRGINIA TECH
WOMEN'S BASKETBALL
2003  2004

PLACE AND GROW

VIRGINIA TECH



INSIDE THIS SECTION

This Is Virginia Tech	30-31
Campus Landmarks	32-33
Administration	34-35
Tech's Athletic Complex	36-37
The Hokies' Success Story	38-39
Blacksburg, Virginia	40-41

This Is VIRGINIA TECH

A research university in action

The top research institution in the commonwealth, Virginia Polytechnic Institute and State University is a comprehensive university of national and international prominence. Virginia's premiere land-grant university, Virginia Tech has grown from a small college of 132 students into the largest institution of higher education in the state during its 131-year history.

Recognizing that higher education is a key force behind the quality of American life, economic competitiveness, and our democratic form of government, President Charles W. Steger has challenged the university to become one of the country's top 30 research institutions by the end of the decade. Tech is currently ranked 49th in the nation.

Among recent research innovations, Tech teamed with Wake Forest University to establish the Virginia Tech-Wake Forest University School of Biomedical Engineering and Sciences to offer M.S. and Ph.D. degrees in biomedical


engineering (BME) and to be the focus of collaborative research. The university's Virginia Bioinformatics Institute is leading the way in helping scientists merge computers and biotechnology to sort through complicated genetic material to speed research. And the university's partnership with the University of Virginia and Carilion Health

System to form the Carilion Biomedical Institute is improving health care worldwide and increasing economic development opportunities in Southwest Virginia.

In other areas, Virginia Tech has one of the most comprehensive and successful programs to support state and local economic development, according to a study conducted by the Southern Growth Policies Board and funded in part by the National Science Foundation. The study report, *Innovation U: New University Roles in a Knowledge Economy*, named the nation's 12 most successful universities in terms of outreach, economic development and technology transfer practices.

Virginia Tech was established in 1872 as an all-male military school dedicated to the original land-grant mission of teaching agriculture and engineering. Today, the co-educational institution, which operates a European studies center based in Switzerland and educational, research and outreach/Extension facilities throughout Virginia, has recognized programs in music, business, architecture and the humanities, as well as its traditional strengths in the sciences, engineering and technology.

While participation in the Virginia Tech Corps of Cadets is now voluntary, the corps, which has approximately 700 cadets, remains a proud tradition of the university. Virginia Tech is one of only three public universities in the nation with a military component and a large civilian population.



Virginia Tech is organized into eight colleges – Agriculture and Life Sciences, Architecture and Urban Studies, Science, Pamplin College of Business, Engineering, Liberal Arts and Human Sciences, Natural Resources and Virginia-Maryland Regional College of Veterinary Medicine. Together, the colleges offer about 175 bachelor's, master's and doctoral degree programs to approximately 26,000 students, who hail from countries throughout the world.

The university's 2,600-acre main campus is home to more than 100 buildings, hundreds of research laboratories, the Donaldson Brown Hotel and Conference Center and an airport. Adjoining the campus is the 120-acre Corporate Research Center, home to more than 100 companies and 1,800 employees who take advantage of the university's research and faculty expertise. Within five miles of campus is a 1,700-acre research farm.

Virginia Tech follows the dictates of its motto, *Ut Prosim* ("That I May Serve"), focusing on its land-grant missions of instruction, research, and solving the problems of society through outreach and Extension activities. Through the generation of new knowledge and the outreach mandate, the university disseminates practical knowledge through the classroom and to society as a whole. It is a university that puts knowledge to work.

Instruction

Eight colleges offer more degree programs than any other university in the state, with 62 undergraduate and 115 graduate programs. In addition, the university is one of the nation's leaders in integrating instructional technology into the curriculum, requiring all entering students to have a computer. The university's Math Emporium has been hailed as an innovative way to break the credit-for-contact model of classroom instruction.

Research

With annual research expenditures of about \$232 million and more than 100 research centers, Virginia Tech consistently ranks among the top institutions in industry-supported research and in the top 10 in the number of patents issued each year.

The university's faculty and students are involved in more than 4,000 research projects in fields ranging from biotechnology to nanotechnology, from the environment and energy to food and health, and from transportation to computing information.

Outreach

Virginia Tech is involved in a multitude of projects as part of its outreach mission. For example, it spawns economic development, helps global marketing efforts, investigates

better uses for strip-mined land, helps clean the Chesapeake Bay and other state waterways, provides design and planning assistance to communities and directs reforestation in Senegal. University scientists developed the vaccine that is the standard for preventing brucellosis in cattle around the world.

Outreach efforts also focus on education and distance learning techniques — satellite videoconferencing, multimedia, interactive video, interactive computer

conferencing and web-based courses, for example — to meet the various needs of working adults and other nontraditional students. Professionals, organizations and communities also tap Virginia Tech's vast resources, expertise and research results through Continuing Education, which offers hundreds of programs annually.

Virginia Cooperative Extension, operated jointly in the commonwealth by Virginia Tech and Virginia State University, has been helping people improve their economic, cultural and social well-being for nearly 90 years. And while Extension has a long history of helping make America's agricultural powerhouse more productive and economical, it also does important work — from helping people learn healthy nutritional practices to counseling families in financial distress — in the state's urban as well as rural areas. With 107 city/county offices, and more than 61,000 volunteers, more than one million participants benefit annually from Extension's non-formal educational. Extension has touched virtually every life in the state in some way.



TECH TIDBITS

- Eight colleges and a graduate school
- 60+ bachelor's degree programs
- 115 master's and doctoral degree programs
- 16:1 student-faculty ratio
- Main campus includes 100 buildings, 2,600 acres of land and an airport
- Computing and communications complex for worldwide information access
- Currently ranked 49th among the nation's research institutions
- Has adjacent corporate research park

Student Population

- The most popular majors for incoming first year students in the fall of 2003 were university studies, engineering, biology, business, computer science, psychology, communication, political science, architecture, and animal and poultry sciences.
- Eighty countries and 42 states, plus Washington, D.C., the Virgin Islands, and Puerto Rico are represented in the student population. Fifty-seven percent of the student population is male, while 43 percent is female.

More Fun Facts about Virginia Tech

- Just how big is Virginia Tech? There are 334 buildings consisting of 8,041,248 square feet under 100 acres of roof.
- It's a good thing students have 15 minutes to get to class. The campus, located on 2,600 acres, has 20 miles of sidewalks.
- With 8,681 students housed in 36 residence halls, Tech has the 14th largest housing program in the country.
- Creating a true global village, voice, video and high-speed Ethernet service is delivered to each room.
- Virginia Tech has the 11th largest dining program in the country, serving 17,000 students, faculty and staff 3.6 million meals per year.

CAMPUS LANDMARKS



The focus of student campus activity and the hub of much of the performing and visual arts at the university, Squires Student Center contains theatres, the Perspective Art Gallery, the Black Cultural Center, pool tables, bowling lanes, restaurants, ballrooms and administrative offices for many student organizations. The original student center, built in 1937, has undergone several major renovations, but the facade of the original building is visible in the second-floor lobby area.



The Duck Pond provides a peaceful respite for students, faculty, staff and visitors — as well as for flocks of ducks and geese. The pond was created in 1937. A smaller lake, just north of the Duck Pond, is known as the Ice Pond — so called because it was the source of ice for the campus until a refrigeration plant opened in 1898-99.




Col. William B. Preston established the Smithfield estate — named for his wife, Susanna Smith — in 1772 after an earlier settlement known as Draper's Meadow was wiped out in an Indian massacre. The oldest part of the existing house was built in 1790. A state historic landmark, Smithfield is open for tours April through November. Call 540/951-2060 for details.





Torgersen Hall, home to Virginia Tech's Advanced Communications and Information Technology Center, provides a high-tech environment in which researchers, teachers and students can interact in innovative and effective ways. The building includes high-tech auditoriums; observational booths for watching and taping experimental teaching techniques; the CAVE, Tech's virtual reality environment for advanced research and learning; and an electronic reading room occupying the arch that spans the Mall.



Constructed in 1902, The Grove serves as the residence for Virginia Tech presidents and their families. Today, besides fulfilling its original function, it also is the guest residence for visiting dignitaries and serves as a reception facility.

ADMINISTRATION

Leadership with vision for the future



CHARLES W. STEGER

University President

Few people within the university community are unaware of Virginia Tech's national leadership aspirations. Setting his sights on joining the nation's truly elite universities, President Charles W. Steger laid down the challenge to become ranked among the top 30 research universities by decade's end and energized the university community in the process. "If you're not moving quickly forward, you might as well be standing still," he said when announcing the goal shortly after becoming president on Jan. 7, 2000.

The signature initiative of his administration likely will be the Virginia Bioinformatics Institute, an interdisciplinary research center formed by the convergence of computer science

and biological research. Populated by world-class researchers, the VBI already has built a contract base of more than \$20 million. Harnessing and manipulating huge arrays of data, the VBI studies molecular, cellular, and environmental interactions that affect human health, agricultural systems and the environment.

Although state funding for operations continues to slide, the university currently oversees a mini building boom with \$268 million in construction underway. Among facilities under construction are Chemistry/Physics, Agriculture and Natural Resources, Bioinformatics, Hotel/Alumni/Conference Center, Student Services, Career Services, a dairy facility, and several classroom modifications. Steger had chaired the executive committee of the successful 2002 statewide bond campaign, which partially funds some of the building projects.

A registered architect and former dean of Tech's College of Architecture and Urban Studies, Steger was an architect of a different sort as the leader of the university's successful fund raising campaign. Under his leadership as vice president for development and university relations, the Campaign for Virginia Tech raised \$337 million. Last year, the university raised a record \$70 million.

Steger's ties to Virginia Tech span four decades as a student, professor, dean, vice president, and now president. While on the faculty, he twice won teaching excellence awards. When he became dean of the college in 1981, he was the youngest architecture dean in the nation at 33 years of age.

Steger received his Bachelor and Master of Architecture and a Ph.D., in Environmental Science and Engineering from Virginia Tech.



JIM WEAVER

Director of Athletics

James C. Weaver, whose innovative ideas and work as a reformer have made him one of college athletics' most popular administrators, is the director of athletics at Virginia Tech.

Weaver, 58, was appointed on September 24, 1997 and has been a tireless leader in behalf of Tech athletics. In his years on the job at Tech, Weaver has taken steps to place increased emphasis on projects benefiting student-athletes.

Weaver is also committed to the continuing improvement of Tech's facilities.

To meet a growing demand for Virginia Tech football, Weaver spearheaded the construction of the south end zone project to expand seating capacity to 65,115 for the 2002 season. A north end zone addition was

completed prior to the 2001 season. Future renovations are planned for the west side of Lane Stadium as well.

One thousand permanent seats and new restroom facilities are in use for the first time this season at Virginia Tech's regulation-size lighted field for men's and women's varsity soccer and women's lacrosse.

This year, Weaver represented the BIG EAST at the NCAA's Sportsmanship Summit and he is the BIG EAST AD representative on the Bowl Championship Series committee.

Weaver came to Tech from Western Michigan University where he was director of athletics from January, 1996 until he came to Blacksburg. Prior to that, he was AD for three and a half years at UNLV, where he reconstructed a troubled athletic department.

A native of Harrisburg, Pa., Weaver was a center and linebacker on Penn State teams coached by the legendary Rip Engle and Joe Paterno.

Weaver graduated from Penn State in 1967 with a bachelor's in psychology and rehabilitation education. He received a master's in college counselor education, also from Penn State, in 1968.

Weaver started a coaching career as an assistant at Penn State for six seasons. He later was the offensive coordinator at Iowa State and head coach for one season at Villanova in 1974. He also spent five years as an assistant professor at Clarion State and three years as director of franchise sales at Athletic Attic.

Prior to landing the athletic director's job at UNLV, Weaver spent nine years at the University of Florida, which was sanctioned by the NCAA in 1983. He was a strong force at Florida in the field of compliance and concluded his time there as associate athletic director.

Weaver and his wife Traci have four sons — Josh, Paul, Cole and Craig.



SHARON McCLOSKEY
Senior Associate Director of Athletics
and Senior Women's Administrator

Sharon McCloskey, a senior associate athletic director

and Virginia Tech's senior women's administrator, is a fixture in the Athletics Department. In 19 years she has risen from a job as a football office receptionist to the second-highest ranking administrative position in Virginia Tech athletics.

McCloskey was promoted in July, 1995 to senior associate athletic director and is the administrator for football and men's and women's basketball. She also oversees strength and conditioning, sport medicine and the equipment room.

McCloskey, a native of Falls Church, Va., has come a long way from her undergraduate days at Virginia Tech

when she was a member of the grounds crew, helping to re-sod the turf at Lane Stadium. She also was a manager of the women's basketball team.

After graduating with a biology degree, she worked for a time at a Blacksburg bank before joining the athletic department in 1984 in the football office. She was promoted to recruiting secretary and later was named recruiting coordinator, the first woman in college athletics to hold that position.

As recruiting coordinator, McCloskey proved to be one of the most innovative people in the field. She completely reorganized the schedule for official recruiting visits by making academics the highlight of the visit. All

aspects of university life were included in the visit for the prospective student-athlete. She lined up various meetings with professors and department heads and key figures on campus.

In 1992, McCloskey was named an assistant athletic director. McCloskey may also be one of the few women in college athletics who has been an advance person for away football games. It is her responsibility to arrange for hotel rooms, meals, meeting rooms, police escorts and air and ground transportation for the team.

As Tech's liaison for NCAA certification, a process the NCAA uses to ensure integrity in collegiate athletics, McCloskey coordinates periodic department self-study and review teams.

ADMINISTRATION AND MANAGEMENT STAFF



David Chambers
Senior Associate AD
for External Affairs



Tom Gabbard
Associate AD
for Internal Affairs



Jon Jaudon
Associate AD
for Administration



John Ballein
Associate AD for
Football Operations



Randy Butt
Associate AD
for Financial Affairs



Tim East
Assistant AD for
Marketing & Promotions



Mike Gentry
Assistant AD for
Athletic Performance



Tim Parker
Assistant AD
for Compliance



Sandy Smith
Assistant AD for
Ticketing Services



Mike Goforth
Director of
Athletic Training



Pam Linkous
Human Resources
Coordinator



Lu Merritt
Director of Development
for Intercollegiate Athletics



Peg Morse
Director of
Internet Services



Carmela Smith
Administrative Staff
Assistant



Dave Smith
Sports Information
Director



Cara Walters
Facilities and Game
Operations Manager



Russ Whitenack
Director of
The Monogram Club

Megan Armbruster, Director of Student Life, and Chris Helms, Coordinator of Student Athlete Academic Support Services, are also members of Virginia Tech's Management Staff and are pictured with their respective areas.

THE HOKIES' EXCELLENT ATHLETIC COMPLEX



*Virginia Tech's new stadium
for soccer and lacrosse*



*Baseball's
English Field*



*Rector Field House
contains a full-size
football field and
houses the Hokies'
excellent indoor track*



65,115-seat
Lane Stadium

The Merryman Center
and Jamerson Athletic
Center adjoin Cassell
Coliseum and house the
athletic department offices
and support facilities

Virginia Tech
Softball Park



The Johnson-Miller
Track & Field Complex



The Burrows-Burleson
Tennis Center



War
Memorial
Pool

A SUCCESS STORY

The terrific achievements of the women's basketball program are just part of the story at Virginia Tech

Virginia Tech has a long and proud tradition in athletics, but the Hokies have really seen their success and visibility grow immensely over the past few years. For the ever-growing legion of Tech fans, the most exciting part is that the future looks even brighter.

With a total of 21 varsity sports, 11 for men and 10 for women, Virginia Tech provides generous opportunities for athletes (and fans) to get in the Hokie huddle. Tech competes at the Division I level of the NCAA, and is currently in the BIG EAST Conference for all sports, except wrestling, which competes as a member of the Eastern Wrestling League. In 2004, Tech will become a member of the Atlantic Coast Conference for all sports.

Tech's nationally-known football team has had unprecedented success over the past decade. The Hokies have played in ten consecutive bowl games, and have enjoyed five years of 10-win seasons. The Tech football team won BIG EAST championships in 1995, 1996 and 1999, and played for the National Championship in the 2000 Nokia Sugar Bowl. Last year, the Hokies won 10 games and were the San Francisco Bowl champions.

The women's basketball team has averaged 22 wins over the past six seasons and has made six consecutive postseason appearances, including advancing to the second round of the NCAAs last year.

In 2001, the Hokie golf team won a nation's-best six tournaments, including the BIG EAST Golf Championship, and went on to record an eighth-place finish at the 2001 NCAA Golf Championship. The past two years, the golf team has repeated as BIG EAST champs and advanced to the NCAAs.

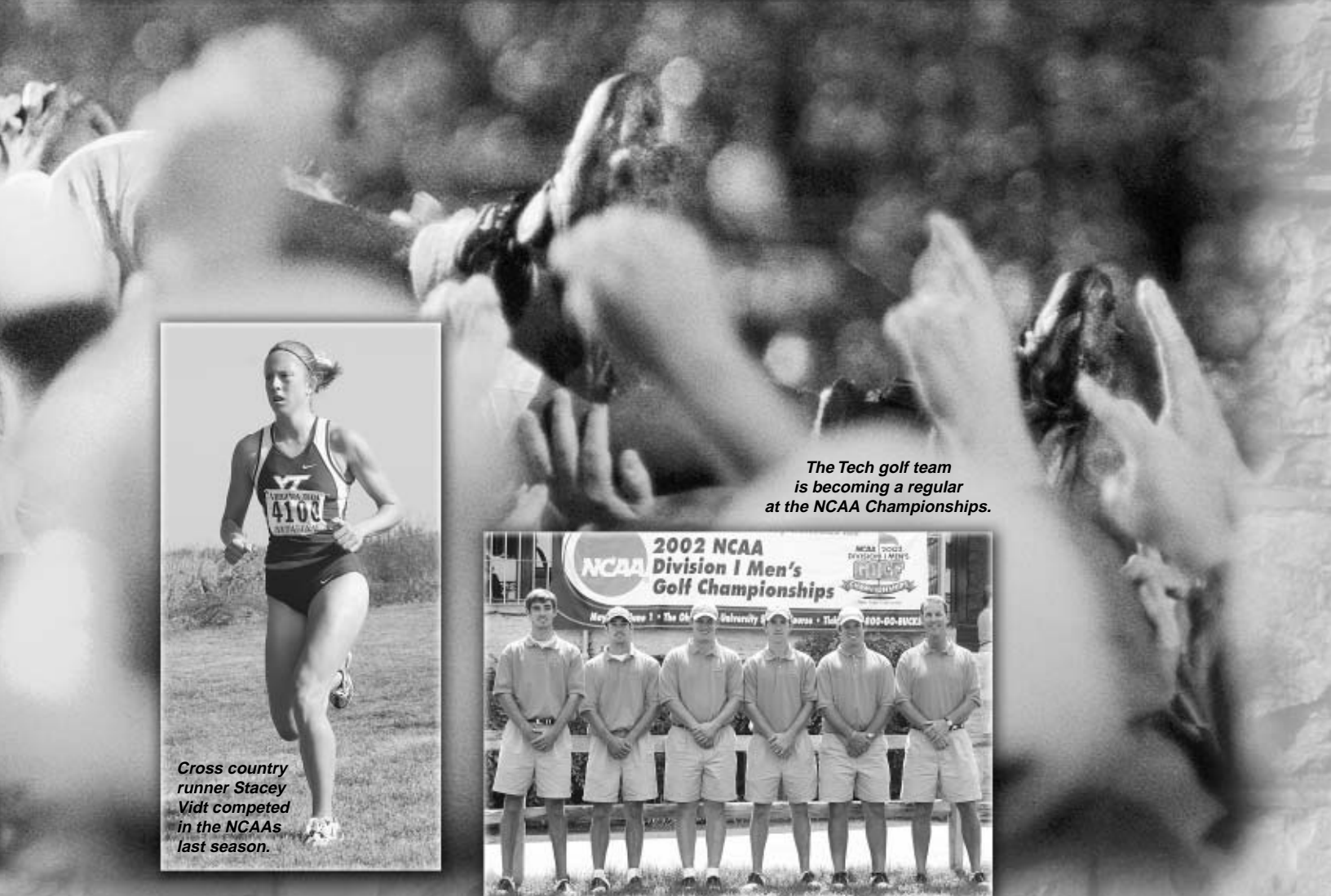
Baseball, tennis and other Tech sports also enjoy success at the conference and NCAA levels.

The Virginia Tech athletics program competes at the highest level — and the future looks even brighter!

Football sensation Michael Vick helped the Hokies have back-to-back 11-1 seasons and play for the national championship. Vick also brought about more national publicity for the team, the athletic department and Tech as a whole.



The Virginia Tech athletics department is committed to improving and becoming even more of a force on the national scene, and nowhere is that more visible than in the Merryman Center, a \$10.6 million all-purpose building that serves as the centerpiece for Hokie athletics. The women's basketball offices are located just inside the front door of this beautiful facility that also contains football offices, an auditorium, strength & conditioning and medical space and a display of Virginia Tech football memorabilia.



Cross country runner Stacey Vidt competed in the NCAA's last season.

The Tech golf team is becoming a regular at the NCAA Championships.



BLACKSBURG, VA.

College Town, U.S.A.



Blacksburg was featured on MTV's "I Bet You Will" as a great college town.



One of America's best college towns, Blacksburg is a perfect setting for Virginia Tech.

Located in Southwest Virginia on a plateau between the Blue Ridge and Alleghany Mountains, Blacksburg combines the laid-back lifestyle of a small town with the amenities one would expect to find around a major center of higher education. Together, the town and university have worked hard to create a progressive community that ranks among the nation's elite living environments.

Virginia Tech and the Town of Blacksburg gained national and international attention by creating the world's first "electronic village." Businesses and industries have been drawn by the potential of the quaint town.

Established in 1798 by John and William Black, the town is surrounded by scenic mountain views that distinguish the area.

The nearly 36,000 residents (including students) enjoy a close proximity to a variety of recreation areas such as the Blue Ridge Parkway, Appalachian Trail, Claytor Lake and the New River. The region features a moderate climate and four distinct seasons.

Blacksburg's location (adjacent to major interstate highways) provides convenient access to most points in the southern and eastern parts of the country.

More information on Blacksburg can be found on the Web site of the Blacksburg Electronic Village, www.bev.net or the town's Web site, www.blacksburg.va.us.



The Cascades is one of many nearby destinations that helped Blacksburg be named one of the top 10 places to live in the United States by Outside Magazine.



The town bustles during "Steppin' Out," an annual street fair.



Downtown Blacksburg on a peaceful night during the holiday season.

BUILDING THE MIND & BODY



VIRGINIA TECH
WOMEN'S BASKETBALL
2003  2004

“We have a great program due to magnificent academic advising, the support and confidence we receive from the athletic training staff and the hard work and discipline instilled by the strength & conditioning staff.”
— Davina Simmons


SUPPORT SERVICES

Highlights of Tech’s Support Areas

- Virginia Tech student-athletes receive outstanding academic support with state-of-the-art study areas and well over 95 tutors.
- Tech’s athletic graduation rate is higher than the average overall graduation rate for all Division I universities and has risen significantly in the past few years.
- More than 84 percent of all Tech student-athletes who enrolled during the 10-year period from 1987-88 through 1996-97 and completed their eligibility have graduated.
- For the fifth year in a row, a new record of 371 student-athletes, HighTechs and cheerleaders were recognized at the Athletic Director’s Honors Breakfast for posting 3.0 GPAs or higher in the 2002 calendar year.
- Tech had 212 student-athletes, approximately one-third of the student-athlete population, named to the dean’s list, and 28 achieved a perfect 4.0 GPA during the fall or spring semesters of the 2002-03 academic year.
- A total of 21 Tech athletic teams achieved a 3.0 or better team GPA — 11 teams during the fall semester and 10 during the spring.
- Tech student-athletes participate in the CHAMPS/Life Skills Program, which is a well-rounded program to develop the individual skills necessary to lead productive lives by enhancing five areas — service, academic excellence, career development, athletic excellence and personal development.
- A full-time sports psychologist has been added to Tech’s Athletic Performance Staff to help meet the personal and performance needs of the student-athletes.
- Virginia Tech’s strength and conditioning program is regarded as one of the best.
- The Hokies have more than 22,000 square-feet of strength and conditioning training space.
- A brand new training and medical complex was completed in 2002 on the ground floor of the Jamerson Center.
- The “Training Edge” dining facility features a comprehensive system of eating for championship performance.
- Tech has added a full-time sports nutritionist to the Athletic Performance staff to help the student-athletes achieve their sports nutritional goals.

INSIDE THIS SECTION

Academic Support Services	44-45
Student Life Office	46-47
Strength & Conditioning	48-49
Sports Nutrition	50
Sport Psychology	51
Sports Medicine	52-53
Getting the News Out	54
Hokie Club/Hardwood Club	55



STUDENT ATHLETE ACADEMIC SUPPORT SERVICES

Providing student-athletes with the tools for success in the classroom

The success of Virginia Tech's basketball program rests largely on the academic progress of each student-athlete. The academic performance of Tech student-athletes has improved each year due in part to the Student Athlete Academic Support Services (SAASS).

The Virginia Tech graduation rate for student-athletes has risen significantly in recent years and reached 70 percent in 2003 as compared to the national average of 60 percent.

In addition to posting impressive graduation figures, Virginia Tech's student-athletes continue to excel in the classroom. Last spring, the Athletic Director's Honors Breakfast paid tribute to a record 371 student-athletes, student trainers, student managers, cheerleaders and HighTechs who posted 3.0 or greater GPA's in the 2002 calendar year.

Student-athletes are the most visible student component of a university. They

entertain thousands of fans, students and alumni. Their athletic ability and achievement is the primary focus for national media attention. Athletic events bring back not only faithful alumni, but are a welcome mat for potential new students.

Student-athletes devote many hours to practice, conditioning and training that are not required of all students. Due to their time commitment and their high visibility, it is an obligation and in the best interest of the university to supply these students with services which will allow them to maximize their academic potential.

Chris Helms, beginning his fifth year at Virginia Tech, is the director and is responsible for the development and leadership of the Student Athlete Academic Support Services office. He oversees an office comprised of two associate directors, three assistant

directors, an intern, and a secretary forming a group of professionals serving the needs of all student-athletes.

Helms came to Tech from Michigan State University, where he served as the assistant director of the Student Athlete Support Services office.

Prior to MSU, Helms served as the coordinator of academic affairs for the Florida State University football program. Some of his other experience includes academic advisement for student-athletes at Central Connecticut State University.

Helms earned his bachelor's degree in psychology at Wake Forest University and received his master's in athletic counseling from Springfield College.



Chris Helms

The Virginia Tech Student Athlete Academic Support Services office is committed to providing fundamental and supplemental programming consistent with University and NCAA policy aimed at enhancing each student athlete's educational experience leading to graduation.

Stakeholders in the office's mission include student athletes and their families, the university community, coaches and athletics administrators. SAASS seeks to develop relationships with its stakeholders that are founded on trust and respect, and provides the following services to accommodate their needs:

- University and NCAA information
- Orientation
- Academic assessment
- The development of an effective student life program
- Appropriate referrals
- Monitored study environments
- Tutorial programs
- State of the art technological learning assistance
- Student Athlete academic performance evaluations

The expectations of the Virginia Tech community are that each student-athlete achieves their maximum academic and athletic potential. With the proper assistance, facilities and encouragement, these potentials can become a reality.

Student Athlete Academic Support Services provides programming for student-athletes from their freshman year through graduation. This includes a comprehensive orientation to Tech, study hall, mentoring, tutoring, academic monitoring, academic recognition and eligibility education. Additionally, student-athletes are referred to and encouraged to take advantage of other campus agencies charged with helping students in their academic pursuits.

Academic facilities for student-athletes include the Monogram Room, a large room used as a study hall area, adjacent to the SAASS office in Cassell Coliseum. The HEAT (Hokies Engaging in Advanced Technology) Lab and its satellite sites



Graduation is the goal of every student-athlete at Virginia Tech.

house over 40 computers on the second floor and third floors of Cassell Coliseum. Laptop computers are also available for Tech athletes to use when travelling to away contests. The athletic department also provides areas for private, quiet study for the athletes' convenience.

Together, these spaces provide the student-athlete with a variety of study environments conducive to their success. Athletes can use these facilities between classes, after practice or in the evenings, with flexible hours tailored to make the most of a student-athlete's limited time.

Lois Berg, associate director, begins her 15th year at Tech. She is primarily in charge of developing the freshman orientation program, which ensures the student-athlete a smooth transition from high school to the university.

She is also responsible for providing programming to assigned student-athletes from the sports of baseball, softball, men's and women's swimming, men's and women's tennis, managers, trainers, cheerleaders and HighTechs.

Colin Howlett begins his seventh year with Virginia Tech and serves as an associate director in the Student Athlete Academic Support Services office.

In addition to assisting the director in all facets of the program, Howlett oversees the advisement of football student-athletes with regard to satisfactory progress, eligibility and degree completion as set

forth by the NCAA, BIG EAST and Virginia Tech.

Katie Ammons is an assistant director who begins her fifth year and works with the men's and women's basketball, men's and women's cross country and men's and women's track programs.

Ammons is also in charge of the operation of the HEAT lab and other computing resources available for student-athletes. Ammons is a former standout Hokie student-athlete.

Renia Edwards is in her third year with Student-Athlete Academic Support Services as an assistant director. Her primary responsibilities are providing academic support for the freshman student athletes in the sport of football and coordinating the SAASS tutorial program.

Drew Scales begins his second year with Student-Athlete Academic Support Services as an assistant director. Scales provides academic support for student-athletes in lacrosse, volleyball, men's and women's soccer and wrestling, in addition to overseeing the mentoring program.

Terrie Repass begins her 29th year of service at Virginia Tech. She serves as the office secretary and "first contact" person for the SAASS. She is responsible for organizing special events and meetings for the office. Repass prepares all accounting, purchasing and travel transactions for the office.



Lois Berg
Associate Director



Colin Howlett
Associate Director



Katie Ammons
Assistant Director



Renia Edwards
Assistant Director



Drew Scales
Assistant Director



Terrie Repass
Secretary

OFFICE OF STUDENT LIFE

The Hokies cheer up a patient on a visit to one of the local hospitals last year.



Assisting in the development of the total person

The Office of Student Life at Virginia Tech helps in providing assistance to student-athletes in a number of areas. Megan Armbruster, director of student life, is dedicated to enhancing the quality of the student-athlete experience through the programs that this office administers.

Armbruster is in her first year at Virginia Tech as the director of student life. As director, she will oversee the day-to-day operation of the office of student life, as well as direct the CHAMPS/Life Skills Program.

Armbruster comes to Tech from the University of Nebraska, where she has spent the last several years. She last served as assistant academic counselor at the Hewitt Academic Center for Student-Athletes.

She earned her bachelor's degree in community health education in 1998 and



Megan Armbruster

received her master's in educational administration in 2001, both from Nebraska.

Graduate assistants Amy Turley and Jessica Hood are assisting Armbruster this year in coordinating the programs and activities of the Office of Student Life.

Members of the Tech women's basketball program takes their position as role models seriously, and take great pride in helping out in the community and interacting with their fans.



CHAMPS/Life Skills

One program that the office sponsors is the CHAMPS/Life Skills Program, which provides a well-rounded program for student-athletes to develop the individual skills necessary to lead successful and productive lives. The goal of this program is to enhance five areas of commitment that are vital to personal growth of student-athletes. Those areas are service, academic excellence, career development, athletic excellence and personal development. This program attempts to build individual confidence, promote respect for diversity, enhance interpersonal relationships, develop leadership skills, and enable each one to make a valuable contribution to the community.

Hokies With Heart

Hokies With Heart is another program developed by the Office of Student Life, which promotes the involvement of student-athletes in community service activities. In the past year, Virginia Tech athletes participated in nearly 40 community service projects. This

program has a major local impact because the different service projects help to build a positive relationship between student-athletes and the surrounding community.

Virginia Tech Student Athlete Advisory Committee

The Virginia Tech Student Athlete Advisory Committee (VT-SAAC) promotes effective communication between athletics administration and student-athletes to better serve their needs. The program is completely run by student-athletes and each team has two representatives on the committee.

This program also encourages involvement of student-athletes on campus and in the community. The student-athletes help to design and provide programs that encourage academic success, health promotion, social responsibility, and general awareness. SAAC also attempts to enhance the overall image of student-athletes to those outside of the Virginia

Tech athletic family by serving as positive role models.

VT-SAAC participates in a community service activity called Winning Choices. This program sends athletes to local elementary, middle and high schools to talk about the importance of citizenship, work ethic, and working with others.

Outstanding Student-Athletes

Each month, the Office of Student Life awards recognition to a student-athlete for participation in community service projects and dedication to the Hokies With Heart program. The student-athletes of the month are chosen based on their willingness to be involved with the community. The Student Life staff is encouraged by student-athletes who initiate their own involvement in community service and would like to commend their efforts. In selecting the monthly honorees, the staff also looks at the total number of times that the athlete goes out in the community to do service activities, as well as their willingness to go out when they are asked to do so.

ATHLETIC PERFORMANCE

There's much more to athletic performance than weight training. Always striving to stay on the cutting edge, Virginia Tech has added two more services for its student-athletes in recent years. For the Hokies, nutrition and sport psychology are also a part of the student-athlete's preparation — not just for game day, but also for life after college. Virginia Tech tries to provide the best services, facilities and support staff for all of its student-athletes, to help them become better athletes and better people.

STRENGTH & CONDITIONING

Virginia Tech has one of the nation's top programs

These days, college basketball is as much about strength and conditioning as it is about having outstanding athletes on your team. If you have both, your team will likely be very successful.

Thanks to the direction of Assistant Athletic Director for Athletic Performance Dr. Mike Gentry, the Virginia Tech strength and conditioning program is among the best in the nation, thus helping to make the women's basketball program one of the best as well.

Gentry is in his 16th season as the Hokies' director of strength and conditioning. As assistant athletics director for athletic performance, his duties include overseeing the strength and conditioning training of



Dr. Mike Gentry

athletes in all 21 varsity sports at Virginia Tech. He is directly involved in the training of the football and women's basketball teams and manages programs for nutrition.

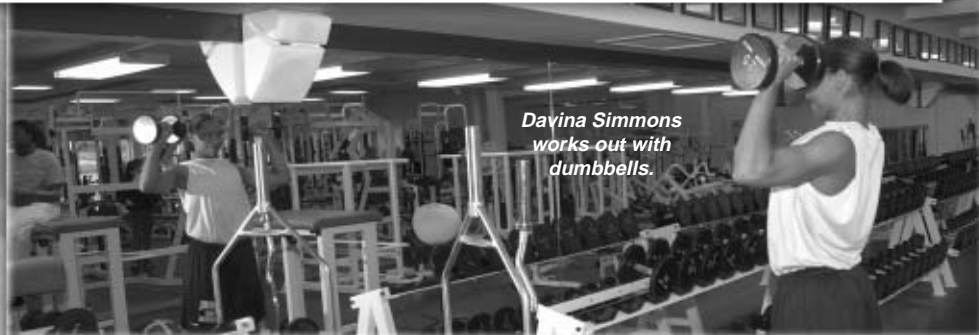
A native of Durham, N.C., Gentry received his bachelor's degree in physical education from Western Carolina University in 1979 and received his master's from the University of North Carolina at Chapel Hill in 1981. He received his doctorate in curriculum and instruction, with an emphasis in motor behavior, from Virginia Tech in 1999.

Gentry worked as an assistant strength coach at UNC and as the head strength coach at East Carolina University prior to coming to Virginia Tech in 1987.

In 1995 and 1996, Gentry was recognized by the National Strength and Conditioning Association as a finalist for the National Strength and Conditioning Professional of the Year.



Fran Recchia and Dawn Chriss work with a medicine ball.



Davina Simmons works out with dumbbells.

The strength and conditioning program is one of the main support centers of Tech women's basketball. The results of hard work by not only the staff but the student-athletes have paid huge dividends as the Hokies have continued their streak of five-straight postseason appearances.


The women's basketball team trains in the beautiful 17,000-square foot training center on the first level of the Merryman Athletic Center. The weight room facility features new free-weight equipment, a full line of Hammer Strength equipment, 12 platforms and a 6,000-square foot state-of-the-art speed and agility room.

Assisting Gentry in the weight room this year are three full-time assistant strength and conditioning coaches: Jay Johnson, assistant director of strength and conditioning, Terry Mitchell, strength and conditioning coordinator of men's Olympic sports and Emily Chones, strength and conditioning coordinator for women's Olympic sports. Gentry will also have the services of five graduate assistants — former women's basketball player Lisa Guarneri, Jarrett Ferguson, Spencer Harris, Erin O'Neil and Gabe Teeple.



Emily Chones

"Strength and conditioning here at Tech is the foundation of our team," says coach Bonnie Henrickson. "We need our players to be physically able to compete with the nation's elite teams and Coach Gentry and his staff have accomplished just that."



Britney Anderson, whom coaches say is one of the strongest freshmen ever in the program, works on lunges.



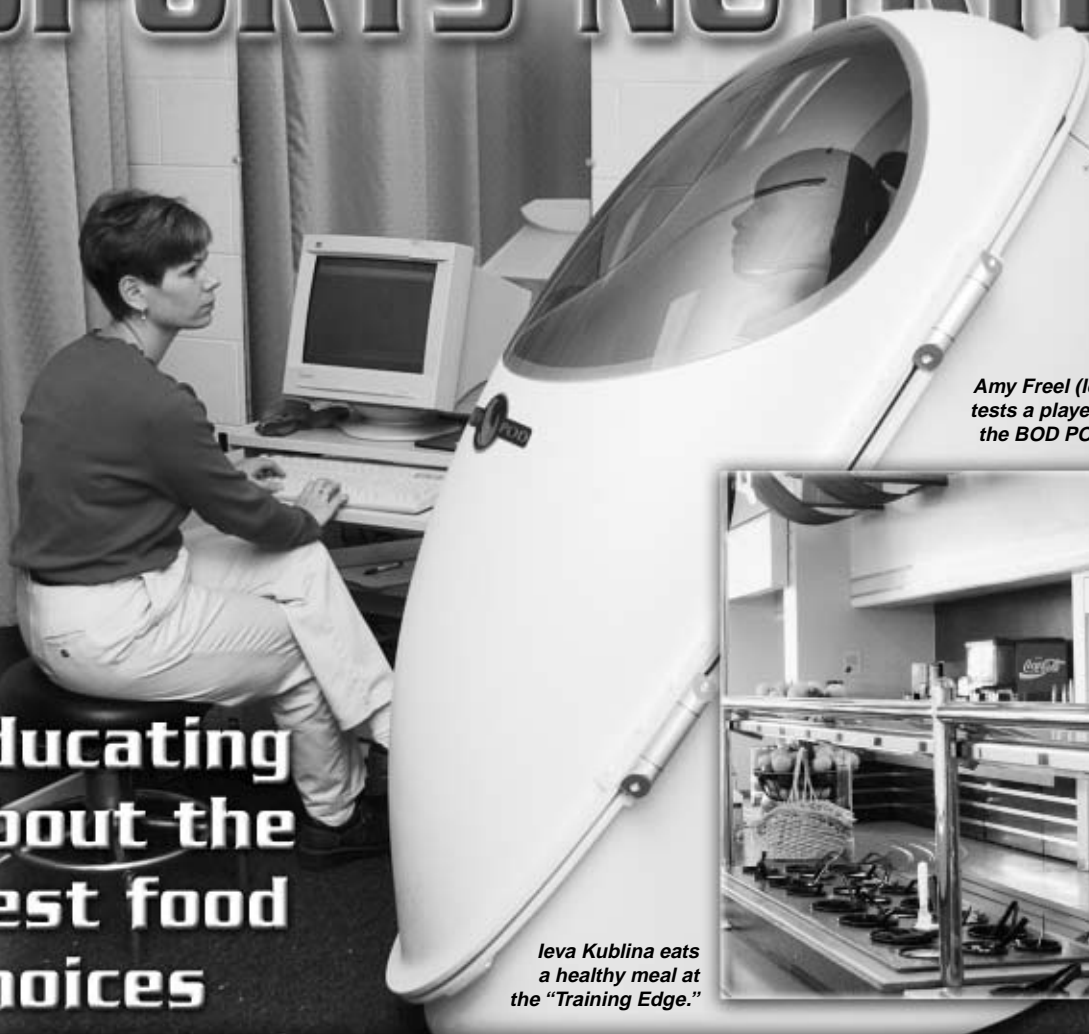
Erin Gibson, one of the strongest members of the team, works out on the bench press.



Megan Finnerty on a hang clean.

ATHLETIC PERFORMANCE

SPORTS NUTRITION



Amy Freel (left) tests a player in the BOD POD.

Educating about the best food choices



Ieva Kublina eats a healthy meal at the "Training Edge."

In July 2002, the Virginia Tech Athletics Department added another program to better serve the needs of student-athletes — sports nutrition. Amy Freel serves as the director of sports nutrition at Virginia Tech.

Freel works one-on-one with student-athletes to provide them with information that they need on their diet. She also provides individual players with diet counseling on issues such as gaining lean muscle mass, losing body fat, and how to eat to improve performance.



Amy Freel

"It is extremely beneficial for our student-athletes to have nutrition education and counseling available to them in order for them to remain successful in their sports and outside of

athletics," Freel said. "The individualized nutrition education allows me and the athletes to get very specific on their nutritional, personal and sport-specific goals."

The sports nutritionist works with the "Training Edge," a dining option for health-conscious students and athletes, to design menus for training tables and daily menu selections.

Also in July 2002, the Virginia Tech Athletics Department purchased the BOD POD body composition system. Tech is one of a handful of college athletic departments using this type of cutting edge technology. The BOD POD is found in many professional training facilities, such as the NFL and Major League Baseball. The BOD POD accurately measures body composition (percent of body fat, lean muscle mass and fat mass) through air displacement within five minutes. Research has shown that an increase in lean muscle

mass will increase athletic performance. This machine is used to help Tech athletes reach their highest athletic potential.

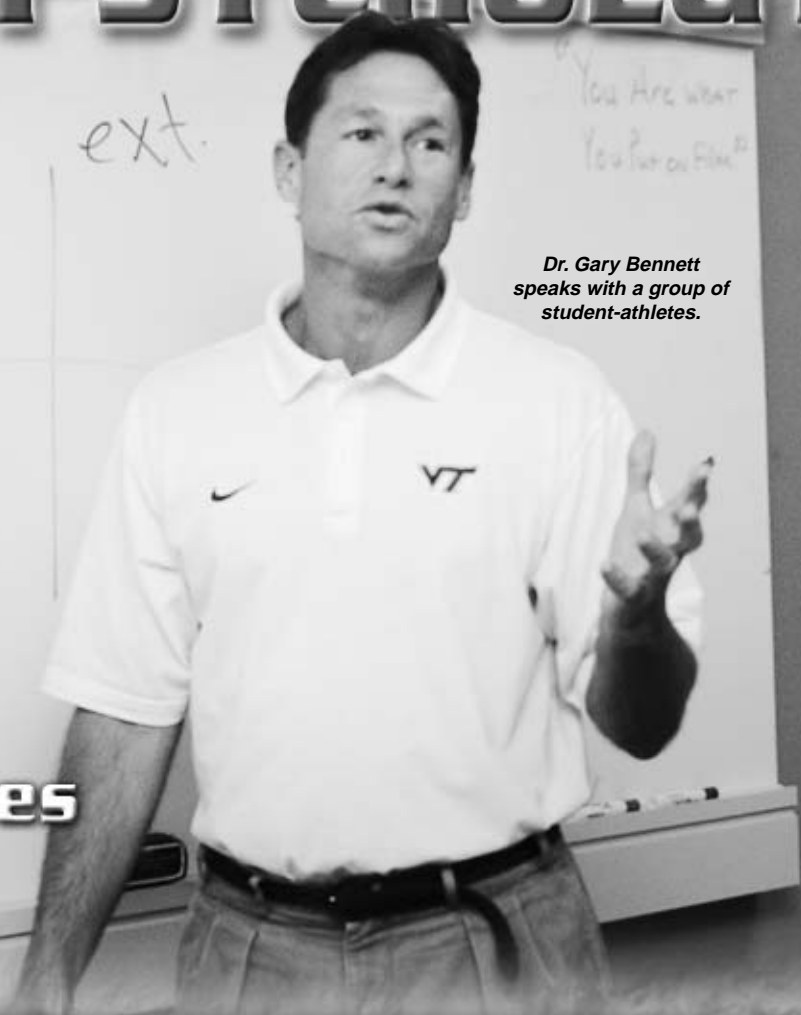
Freel enters her second year as the sports nutritionist in the Virginia Tech Athletics Department. Prior to serving as the nutritionist, she served as the coordinator of student life for just over two years.

Freel, a native of Glen Ellyn, Ill., received her undergraduate degree in dietetics in 1996 from Ball State University in Muncie, Ind., while competing in gymnastics for four years. She became a registered dietitian in 1997 and earned her master's in dietetics from Ball State in 1998.

After graduation, Freel served as a clinical dietitian at the Lewis-Gale Medical Center for a year and a half before coming to Tech in September of 1999.

ATHLETIC PERFORMANCE

SPORT PSYCHOLOGY



Dr. Gary Bennett speaks with a group of student-athletes.

Helping Tech's student-athletes in all aspects of their lives

A service offered to Virginia Tech student-athletes since August 2000, is sport psychology. The sport psychology staff includes Dr. Gary Bennett, who coordinates psychological services for student-athletes, and Dr. Robert Miller, director of the Cook Counseling Center.

The psychologists meet with student-athletes on an individual basis for personal counseling and to discuss the mental aspects of the game. As a team, the sport psychologists work on team building, communication and performance enhancement.

Mike Gentry, assistant AD for athletic performance, says, "I've always felt that (sport psychology) was an important element. We want to be a holistic model of an



Dr. Robert Miller

athletics department, and we wanted to and needed to include sport psychology in that model."

"We see those other outside things as interfering with an athlete's ability to perform," Bennett says. "We feel we can help athletes perform better by addressing those concerns."

The psychologists also offer an injury group to afford injured athletes the opportunity to meet with other injured athletes and talk about their recovery process. Injured athletes may also meet individually with the sport psychologists if they do not feel comfortable in the group or cannot make the sessions. On average, the psychologists conduct 20 individual sessions per week.

One injured player who took advantage of the sport psychologists after a torn anterior cruciate knee ligament was glad to have the services of the sport psychology program. The student-athlete met with members of the

sport psychology staff several times before and after surgery.

"When I first got hurt, I thought I needed to talk to someone," the player said. "As the weeks go by, you learn to deal and cope with it. But I think it helps to talk to someone."

The response to the sport psychology program has been very positive. The student-athletes are very receptive to the services offered by the doctors. The sport psychology office reaches out to athletes who may not have considered going to the counseling service that is offered to all students at Virginia Tech.

"It is a great resource for our coaches and our athletes," Gentry says. "We've improved a lot in areas of strength and conditioning, nutrition and in sport psychology. It's all about becoming a well-rounded athletic program and helping student-athletes. We want to give them all the resources we can, to put them in a position to be successful."

SPORTS MEDICINE

Providing the Hokies with experienced, professional care



The Virginia Tech Sports Medicine Department is an ever-changing and developing unit that strives to provide the most current and comprehensive care to all student-athletes. The department, under the leadership of Gunnar Brolinson, D.O., Delmas Bolin, M.D., and Mike Goforth, director of athletic training, is constantly evolving to incorporate new ideas and state-of-the-art resources for the betterment of student-athletes.

A professional staff — including primary care physicians who are Board certified in family medicine and sports medicine, orthopaedic surgeons, certified athletic trainers, physical therapists, chiropractors, massage therapists, sports psychologists, nutritionists and orthotists — is available to manage the health care of athletes.

Ron Esteban begins his fourth year as the athletic trainer working directly with the women's basketball team. He is no stranger to Tech, as he earned both a bachelor's degree in Sports Medicine in 1991 and a



Ron Esteban

Master's degree in Athletic Administration in 1993 from Virginia Tech.

Prior to returning to Blacksburg, Esteban spent three years in Orlando, Fla., working at Florida Hospital as Manager of Community and Sports Medicine. While in Florida he worked with many elite athletes from the NBA, WNBA and collegiate athletics. Esteban also served as the medical coordinator for the Disney World Marathon for three years as well as serving as the medical coordinator for the 1999 and 2000 All-Star Gridiron Classic, a college senior all-star football game held in Orlando. He also was a

co-host of a weekly radio show, "The Sports Medicine Specialists." Esteban was an Associate Board Member with Florida Citrus Sports and was a Board Member with The Orlando Downtown Athletic Club.

Esteban served as marketing director for HealthSouth in North Carolina for two years before moving to Florida. During this period he also worked at the Centennial Olympic Games in Atlanta.

Esteban, a Fairfax, Va., native, is married to the former Heather Imken of Long Island, N.Y., and they have one child —Alexandra Morgan, born June 20, 2002.



Dr. Gunnar Brolinson
Head Team Physician



Dr. Delmas Bolin
Assistant Team Physician



Mike Goforth
Director of Athletic Training



Dr. Marc Siegel
Orthopaedic Surgeon



Dr. Michael Sampson
Assistant Team Physician



Dr. Scott Urch
Orthopaedic Surgeon



Dr. Joe Prudhomme
Orthopaedic Surgeon



Dr. Greg Tilley
Chiropractor



Dr. Lawrence Kyle
Dentist



Dr. Steve Jacobs
Optometrist



Keith Doolan
Athletic Trainer



Jimmy Lawrence
Athletic Trainer



The Sports Medicine department is in its second year in the new 4,300-square-foot Eddie Ferrell Memorial Training Room. This area consolidated the training rooms that existed in the Merryman Center and Cassell Coliseum. The new facility gives the training staff a centralized area to care for the needs of all Virginia Tech student-athletes. There is state-of-the-art equipment and a unique style of architecture, developed by Glenn Reynolds, AIA and Larry Perry as the consulting engineer.

The new room, which nearly doubled the size of the former Merryman Center facility, also allows the staff to utilize that room for physical therapy, chiropractic care and massage therapy. With its completion, Virginia Tech now has more than 10,000 square feet dedicated to sports medicine, placing Tech in the top five percent nationally. In addition, the \$10 million Merryman Center, a state-of-the-art facility which includes 2,400 square feet of medical space, will supplement the new training room. This treatment room has numerous treatment modalities, including portable X-ray, electric stimulation, ultrasound, hot and cold packs and a lumbar/cervical traction unit. It also has offices for the staff, dozens of training tables, two cold tubs, whirlpools, an underwater treadmill, a Biodex System 3 and various other pieces of rehabilitation equipment.

"We, as a staff, are very pleased with our new facility and the opportunity for all of us to come together for the benefit of our athletes," Goforth said.

After the sports medicine staff diagnoses and treats an ill or injured athlete, the staff then starts collaborative work with the strength and conditioning

staff to give the best injury prevention and performance enhancing programs possible. The training, medical, and strength and conditioning staffs each have a role in bringing the athlete back quickly and ready to play. After an injury, an athlete will go through rehabilitation and physical therapy. Athletes are then moved to weight training, as they become able. The strength and conditioning staff uses specific programs for each injury in an effort to get the athlete back quickly. Prior to return to full participation, the athlete will also complete a series of drills and progressions that are specific to the athlete's position that will help insure that the athlete is ready to return with a greatly reduced risk of re-injury.

The range of benefits athletes have access to include custom orthotics, custom mouth guards, specialized DonJoy prophylactic bracing and many other options to help prevent or protect them from injuries. The sports medicine staff also takes great pride in treating the athlete year-round. Special attention is paid to off-season activity. During this time, the staff will analyze past injury data from each participant and construct a preventative program that is followed between the end of the season and the beginning of practice. This same procedure is followed during the summer for athletes that are in town.

"If our strength and conditioning is so important, and it is, then we owe it to our athletes to provide them with the necessary resources to keep them actively participating," Goforth said. "We basically adopt the attitude that during the season, our mission is to keep them participating in the games and during the other times of the year, it is our job to

keep them participating in our strength and conditioning program."

Their programs consist of strengthening, stretching and most importantly movement pattern analysis and training to help prevent the re-occurrence of injuries.

"We value the off-season greatly within our department," Goforth said. "We have adopted the same mindset as our strength and conditioning staff and look at our off-season time as an opportunity to get our athletes better as opposed to time off for our staff."

Most of the off-season activity is based on programs that are designed to detect movement patterns that might lead to injury or could be causing a drop in performance.

"The beauty of this program is that it is a multi-disciplinary tool that is designed to show the athlete where their deficiencies lie," Goforth said.

"Our goal is to provide the same high level of health care that professional and Olympic athletes receive," Goforth continued. "Our usage of specialist care is modeled after the NFL system and incorporates components of the Olympic Training Center in Colorado Springs."

Team orthopaedic surgeons Dr. Marc Siegel, Dr. Scott Urch and Dr. Joe Prudhomme bring a wealth of experience and skills to assist when athletes need orthopaedic surgery to repair certain types of sports-related injuries that occur from time to time.

Tech also maintains a special relationship with Montgomery Regional Hospital. Montgomery Regional Hospital is the choice for state-of-the-art equipment to perform surgeries, diagnostic imaging and processing of laboratory requests.

GETTING THE WORD OUT



Virginia Tech uses various means to communicate the Hokies' success



Assistant SID Torye Hurst (far left) of the sports information office assists ISP Sports radio announcer Tony Luftman interviewing Davina Simmons. All Hokie games are broadcast on the radio and the Internet.



The Tech sports information office coordinates television interviews as well as assists the many members of the print media that cover the Hokies.



hokiesports.com (the athletic department's official Web site), hokiesports the newspaper (a weekly publication of the department) and HokieVision (Tech's in-house video production office) all provide excellent coverage and visibility for the women's basketball program.



Assistant SID Dave Knachel provides images for the media and helps produce various publications promoting Virginia Tech.



THE HOKIE CLUB

The 2002-2003 year was a great success with another record-setting performance for the Virginia Tech Athletic Fund. Enthusiastic and supportive Hokie fans gave in excess of \$13 million to support the scholarship and capital needs of the Athletics Department.

The Hokie Club is charged with raising funds to support the scholarship, capital and programmatic needs of the Athletics Department. Donors make gifts in outright forms such as cash, real estate, securities, gifts in kind or corporate matching programs, or through planned or deferred gifts such as a will, living trust, life income trust, retirement plans, life insurance or charitable lead trusts.

Lu Merritt, a 1968 graduate of Virginia Tech and a letterman on the Hokies' tennis team during his undergraduate years, is the director of development for intercollegiate athletics. He also serves on the Executive Committee of the National Association of Athletic Development Directors (NAADD).

John Moody, associate director, serves the North Carolina area and focuses on major gift fundraising and special projects. A former football player at Tech, Moody has worked in the Hokie Club for 31 years.

David Everett serves as director of major gifts for the Hokie Club. A member of the Hokies' 1986 Peach Bowl team, Everett currently serves the Richmond area in addition to his major gift responsibilities.

Terry Bolt, also an associate director and director of the annual fund for athletics, serves the Tidewater and Southside areas of Virginia, while also overseeing the planning and direction of the Annual Fund.

Brian Thornburg and Tommy Graham have joined the staff as assistant directors. Their primary responsibilities include working with the various Hokie Clubs as well as the annual fund.

Sharon Linkous and Vicky Moore handle all aspects of gift entry and membership records. Diana Fain manages the budget process and produces all meeting notices for the Hokie Clubs. Jane Broadwater serves as executive secretary for the office. Johnnie Hoehn and Nancy Gabbard work part-time in the office and

bring over 20 years of experience to the team.

The Athletic Fund is proud of its volunteers who help ensure that 58 Hokie Clubs throughout Virginia, West Virginia, Maryland, North and South Carolina, Delaware, New Jersey, Georgia, Pennsylvania and Tennessee continue in their active efforts to support and promote athletics at Virginia Tech. Along with bus trips, game-watching parties and other social events, Tech alumni, fans and friends gather to cheer on the Hokies.

Bill Stover of Fairfax, Va., is the current president of the Athletic Fund and John Clary of Lawrenceville, Va., is the vice president.



The Hokie Club staff: (l to r) Lu Merritt, Sharon Linkous, Diana Fain, Terry Bolt, David Everett, Brian Thornburg, Nancy Gabbard, John Moody, Jane Broadwater and Tommy Graham. Not pictured are Johnnie Hoehn and Vicky Moore.

THE HOKIE HARDWOOD CLUB

The Hokie Hardwood Club, formerly known as The Diamond Club, has been in existence for more than 20 years. The mission of the Hokie Hardwood Club is to increase public awareness of the Virginia Tech Women's Basketball Program, to raise the level of community support for all aspects of the program, and to provide the level of spirit and resources required for a program of national prominence. The club conducts fundraisers during the year in support of the women's basketball program. Fundraising efforts helped with some of the team's expenses on its summer of 2000 trip to Europe, and will again help with expenses for the team's trip to Australia next summer. Members of the Hokie Hardwood Club travel to several away games each season.

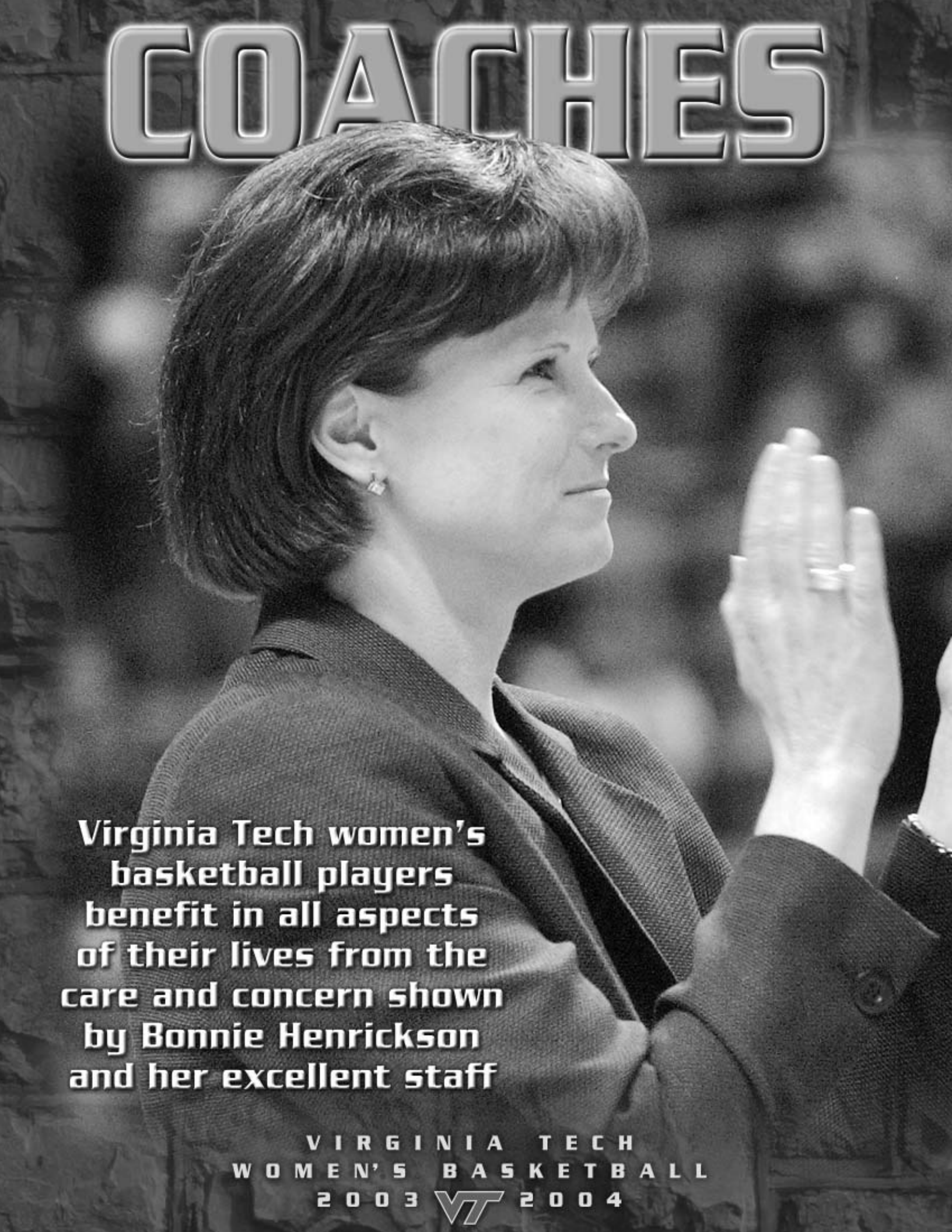


Women's Basketball




Rock Rozak, vice president of the Hardwood Club, and Lynn Martin, auction chairperson, present checks to Bonnie Henrickson for the women's basketball program and for the Rayne DuBose Fund.

COACHES



**Virginia Tech women's
basketball players
benefit in all aspects
of their lives from the
care and concern shown
by Bonnie Henrickson
and her excellent staff**

VIRGINIA TECH
WOMEN'S BASKETBALL
2003  2004



COACHES' PROFILES

INSIDE THIS SECTION

Coach Bonnie Henrickson	58-59
Bonnie's Philosophy	59
A Talk with Bonnie	60-61
Henrickson's Records vs.	
All Opponents	61
Assistant Coach Karen Lange	62
Assistant Coach Katie O'Connor	63
Assistant Coach Kelly Kramer	64
Director of Basketball Operations	
Trena Anderson	65
Women's Basketball Support	
Personnel	65

Bonnie HENRICKSON

One of the nation's best, Henrickson has guided her teams to at least 20 wins and a bid to postseason play in each of her six years as Tech's head coach

Bonnie Henrickson is no stranger to success, and she continues to establish herself as one of the nation's brightest young coaches.

In six years as the head mentor at Virginia Tech, Henrickson has led the Hokies to a 135-54 record, four trips to the NCAA Tournament and two WNIT appearances. Henrickson's 2002-03 team became the ninth 20-plus win team in Hokie history and her sixth straight as the Virginia Tech head coach.

Henrickson may have given her best performance as a head coach last season, leading the Hokies to a 22-10 overall record. The Hokies posted a 10-6 record in the BIG EAST and advanced to the conference tournament semifinals. Tech was selected to the NCAA tournament and advanced to the second round.

In July 2000, she was the head coach of the women's USA Basketball R. William Jones Cup team that traveled to Taiwan for the Jones Cup competition. This appointment marked her second stint working with a USA Basketball team, but first as the head coach.

In 1999, after losing one of the best senior classes to graduation and battling injuries all year long, Henrickson did an outstanding job keeping the squad together and focused on its goals. Her squad advanced to the second round of the WNIT with a 20-11 record overall, marking the third-straight winning season in as many years, third trip to postseason play and third 20-win season for Tech.

Her 1998-99 Hokies posted a school-best 28-3 record, including a trip to the NCAA Sweet 16. For her efforts, Henrickson was singled out as Atlantic 10 Coach of the Year after the Hokies finished 15-1 in conference play. She also was a finalist for national coach of the year honors. She was selected to be an assistant coach on Team USA that won the silver medal in Spain in the summer of 1999, competing in the World University games.

Entering the Tech position in 1997-98 with 10 years of collegiate coaching experience, Henrickson led the Hokies to a 22-10 mark, the second round of the NAAs and the biggest turnaround in school history.



Her first season in Blacksburg also brought the school's first Atlantic 10 Championship, its 300th win and two All-Americans. Henrickson's success didn't just begin with the 1997-98 season. Her previous four years as an assistant coach produced four trips to the NCAA Tournament and four conference titles — two each with Tech and the University of Iowa.

Henrickson's stint at Iowa also produced a Sweet 16 appearance by the Hawkeyes in 1996 and two Big 10 Conference Championships. In her two years, Iowa was a combined 45-14, 27-4 in 1996 and 18-10 in 1997. Her final contribution to Iowa before leaving for Tech was the signing of a recruiting class that ranked 18th in the nation.

Prior to taking the Iowa position, Henrickson helped the Hokies enjoy their greatest success to that point in her seven years as Carol Alfano's top assistant. Tech registered three consecutive 20-win seasons from 1993-95 and earned the school's first NCAA appearances in 1994 and 1995 while Henrickson served as associate head coach.

While she served as Tech's recruiting coordinator

during her stay in Blacksburg, Henrickson was credited with signing some of the Hokies' biggest stars. Included in her list of impressive signees are former Hokies Christi Osborne and Jenny Root. Osborne was a three-time GTE Academic All-American while Root finished her career as the Hokies' all-time leading rebounder and earned Kodak Honorable Mention All-America honors. Root also was tabbed 1995 Metro Conference Player of the Year.

Henrickson recruited All-American Lisa Witherspoon as well as such career statistical leaders as Michelle Houseright and Katie O'Connor. She was also the first Tech coach to evaluate former Tech standout Tere Williams.

Henrickson, a Willmar, Minn., native, graduated from St. Cloud State University in 1986. As a player, she helped SCSU win three Northern Sun Conference championships and advance to three NCAA Division II quarterfinals.

In her four years as a player, Henrickson helped SCSU compile a 97-25 overall record including a 31-4 mark in her sophomore season. She still ranks among the school leaders in

points (4th - 1,731), rebounds (3rd - 995), free throws (1st - 507) and free throw percentage (4th - .790). She also was named to the all-conference team three times. Henrickson served as team

captain as a junior and senior. She later earned her master's in physical education from Western Illinois University in 1988 while serving as a graduate assistant coach with the women's basketball team.

Education

St. Cloud State (St. Cloud, Minn.) **1981-86**
B.S. Physical Education

Playing Career

St. Cloud State **1981-85**
All-conference selection three times
St. Cloud State Hall of Fame (inducted 1996)

Coaching Career

St. Cloud State **Student Assistant** **1985-86**

Western Illinois **Graduate Assistant** **1986-88**
M.S. Physical Education

Virginia Tech **Assistant Coach** **1988-93**
Associate Head Coach **1993-95**
Metro Conference tournament title 1993-94
NCAA first round 1993-94
Metro Conference regular season title 1994-95
NCAA second round 1994-95

Iowa **Assistant Coach** **1995-97**
Big 10 Conference regular season title 1995-96
NCAA Sweet 16 1995-96
Big 10 Conference tournament title 1996-97
NCAA second round 1996-97

Virginia Tech **Head Coach** **1997-**
Atlantic 10 Tournament title 1997-98
NCAA second round 1997-98
Atlantic 10 regular-season title 1998-99
Atlantic 10 Coach of the Year 1998-99
NCAA "Sweet 16" 1998-99
WNIT "Sweet 16" 1999-00
NCAA second round 2000-01
WNIT semifinal 2001-02
NCAA second round 2002-03

BONNIE'S PHILOSOPHY

"When I was hired in the spring of 1997, I communicated very clearly to our team that we would compete in the classroom just as we do on the basketball court. In our first team meeting in the fall we established goals for the year. The first goal was to achieve the highest GPA of any team in our program's history. Upon researching the numbers, we achieved the goal after our first academic semester. The quality of education at Virginia Tech is and has been nationally recognized for years. Our student athletes have the opportunity to use the resources on campus and we believe our best resources are our faculty. Over 90 percent of our classes are taught by full-time faculty who are attracted to Virginia Tech because of its commitment to research. Last spring over 60 percent of our team was recognized by the Athletic Department at a spring luncheon after having achieved a GPA of 3.0 or better. They were then named to the Athletic Director's Honor Roll.

"As we recruit student athletes, not only is the quality of play a priority but the quality of the person. We have first-class citizens who are tremendous role models to the young children in this community. The qualities we look for are honesty, integrity and self-discipline. We select people who are overachievers and who won't settle for less from themselves or those around them. Our student athletes are outstanding representatives of Virginia Tech.

"On the court, we look for young women who possess qualities that are the backbone of every great team. Communication, trust, collective responsibility, caring and pride. We want players who are unselfish; who expect to work hard; who play with a huge heart and who are willing to pay the price for our team to be successful. These young women realize they are part of something bigger than themselves.

"Our family here in Blacksburg is a unique makeup of people from very diverse backgrounds. The common thread that runs through every family member is loyalty to each other. The people in our program are caring, giving, respectful and committed to each other not just as teammates and coaches but as sisters, brothers, dads and moms. The life skills we learn everyday on the basketball court, in lockerrooms, airports and hotels will forever be a part of how we react to employers, employees, husbands and children. We are learning and creating habits that last a lifetime.

"There isn't a day that goes by that I don't get an email, note, phone call or stopped for a conversation by an individual about the impact one of my players has had on them or someone in their life. I am proud to have my players as daughters for the rest of my life."

A TALK WITH BONNIE

How surprised were you with the success of last year's young squad?

I was surprised with our results now that I look back and see where we were a year ago. I remember telling the freshmen that our season would be indicative of how well they performed. I thought that with their talent they could help us, and I told the upperclassmen that we needed them to be consistent every game because we might have only one or two of the freshmen contribute on a given night. However, on a few nights we had several of the freshmen contribute as well as the upperclassmen and those were the nights when we beat Rutgers at home, beat Boston College in the BIG EAST Tournament and beat Georgia Tech in the NCAA Tournament. In the fall, I got a sense that this group of freshmen really did care about each other and were committed to working hard and staying together. We had more consistency from both the freshmen and the upperclassmen than I would have anticipated entering the season which is a credit to the hard work of both groups.

Carrie Mason had an outstanding freshman year when she led the team in minutes played and was named to the BIG EAST All-Rookie team. What did her rapid development as a player mean to the team?

Her play was critical to our success last season. She had to play two positions last year, including point guard, and it is rare to see a freshman step in and play as well and as consistent as Carrie did last year. If she had not played well early in the season, we could have lost some of the close non-conference games. Some of the other freshmen grew and played well as the season progressed, but Carrie stepped in and produced right away and continued through the rest of the season. If we had lost some of the early games, we might

have struggled with such a young team, but her performance helped us win those games and built our confidence as we entered the conference portion of the schedule.

Ieva Kublina had another outstanding season and was a First-Team All-BIG EAST selection. Describe her development over the last three years and your expectations for her final year.

Ieva takes a tremendous amount of pride in being a very good player who works hard in the off season to improve, and who puts pressure on herself to play well. She grew into trusting her teammates last season, whereas the previous season she would put pressure on herself that if she didn't score 20 points then we would lose. She has matured greatly from her freshman year emotionally and now handles the pressure of high expectations, from both herself and fans, and in the past year has turned that pressure into a positive influence. Ieva now wants to be the person taking the final shot and is not afraid

to carry the team on a given night if that is what it takes for us to win. I look for her to continue to improve on both the physical and mental sides of the game and end her career with another outstanding season.

Seniors are always important and Ieva, along with Davina Simmons and Brandy Fowler, make up this year's group. What added responsibilities do they face as seniors?

Everyone will be looking at everything they say and do as the leaders of our team. Those three form a unique combination with completely different backgrounds and roles on this team, but is a group that the rest of the team greatly respects. Ieva and Davina were voted our fall captains unanimously which displays the tremendous respect

the team has for their hard work, unselfishness and commitment to our team success. I think all three understand their responsibilities as seniors which will be important to our team.

The depth of this year's team is obviously an advantage. What are your thoughts on the development of the freshman class last year, especially the late-season performances of Dawn Chriss and Kerri Gardin?

The group will enter this year with fewer questions because of the experience gained last season. The success Dawn and Kerri had at the end of the year has made their off-season program more meaningful because they understand what it takes to be successful at this level. If they did not have that late-season success, it would have changed how they worked in the off-season and affected their preseason preparation. The strong finish puts them six or seven months ahead in their development and helps them to be prepared when we start the final phases of our regular season preparation.

Another tough schedule awaits this year, especially when you play in a conference that has produced the last four national champions and sent seven teams to the 2003 NCAA tournament. How will the challenging non-conference schedule prepare the team for the tough conference slate?

The schedule includes great games on the road and quality competition at home, which will give us a good balance as we prepare for the conference schedule. BIG EAST teams play many different styles from one night to the next and our non-conference schedule features teams who also play different styles. I think our non-conference schedule features very good teams and very different teams which is essential in our preparation for BIG EAST play.

Rayna DuBose returns to the team this season as a student assistant coach. What will her return mean to the team?

When all of us are around her, it is almost a humbling experience because you look at her and realize how far she has come in such a short amount of time. Having had her in summer school and

working camps has been a refreshing experience which has helped us realize that she is back to normal. The smile is the same, the personality is the same, and if you didn't know what had happened to her you would not notice any difference in her. Just to have her around is an inspiration to all of us every day. We are so proud of how far she has come and how she has handled herself.

How has Rayna's amazing recovery affected you as both a coach and a person?

As a coach, her situation has really opened my eyes as to just how important the team is to Rayna. She always talks about how the team helped her through it all and how much of a difference the little things, even before the illness, that her teammates did for her helped during the recovery. Even though I think I have always had a good perspective on what I do for a living and the role I play with these young women, I am now more sensitive to the players having a bad day or not feeling well. I think I was more patient last season with the team and we all talk about how after Rayna's illness you just can't have a bad day once you see what she has been through.

The women's basketball program has become not only the university's team but the community's team. How did this community support develop into what it is today?

The Hardwood Club has had a lot to do with our growing community support due to the type of people in the organization from a wide variety of professions in the area. The players and staff are unselfish with our time and we take the time to get to know people in the community and have them get to know us. When you watch us, you like what you see in that we are unselfish, our players really care about each other and the coaching staff treats the players with respect. If people in the community were in our program, I think they would want it run in the same manner. It is certainly important that we win but also it is equally important how we win and handle success. I cannot give our players and staff enough credit on how open they are with the public and the fact that they take the time to thank the community for all of support. An advantage of being at Virginia Tech is that it is a place where this type of community atmosphere can happen because it is just the right size to cultivate a strong support group.

HENRICKSON'S RECORD vs. ALL OPPONENTS

Opponent	Record	Streak	Last Meeting	Opponent	Record	Streak	Last Meeting
Akron	1-0	Won 1	W, 80-59, Dec. 28, 1998	Michigan State	1-0	Won 1	W, 50-36, Nov. 25, 2000
Alabama	0-0		First Meeting	Mississippi State	1-0	Won 1	W, 73-52, Dec. 29, 1998
Appalachian State	3-0	Won 3	W, 75-55, Nov. 30, 1999	Northwestern State	1-0	Won 1	W, 71-46, Nov. 24, 2001
Auburn	1-0	Won 1	W, 76-61, Mar. 15, 1999	UNC Asheville	1-0	Won 1	W, 85-47, Dec. 28, 2000
Boston College	3-2	Won 1	*1-1: 47-65, 74-70 ot	UNC Greensboro	3-0	Won 3	W, 54-46, Nov. 22, 2002
Charlotte	1-0	Won 1	W, 72-61, Dec. 30, 1999	Notre Dame	1-4	Won 1	*1-0: 53-50, Feb. 9, 2003
Clemson	1-1	Won 1	W, 68-58, Jan. 3, 2002	Old Dominion	2-1	Lost 1	L, 49-63, Dec. 21, 2002
Connecticut	0-5	Lost 5	*0-2: 57-69, 54-71	Oregon	0-1	Lost 1	L, 53-73, Nov. 27, 1999
Dayton	6-1	Won 1	W, 68-63, Feb. 27, 2000	Pittsburgh	3-0	Won 3	*1-0: 61-53, Jan. 15, 2003
Denver	1-0	Won 1	[^] W, 77-57, Mar. 16, 2001	Providence	3-1	Won 1	*1-0: 80-56, Feb. 1, 2003
Duke	1-1	Lost 1	L, 61-70, Dec. 8, 1999	Purdue	0-1	Lost 1	[^] L, 62-80, Mar. 24, 2003
Duquesne	6-1	Won 6	W, 66-52, Dec. 29, 2002	Radford	6-0	Won 6	W, 78-56, Dec. 31, 2002
East Carolina	2-0	Won 2	W, 77-45, Dec. 9, 1998	Rhode Island	4-0	Won 4	W, 68-37, Mar. 3, 2000
Florida	0-1	Lost 1	[^] L, 57-89, Mar. 16, 1998	Richmond	2-0	Won 2	W, 76-62, Mar. 15, 2001
Florida International	0-1	Lost 1	L, 70-79, Nov. 29, 2002	Rutgers	2-3	Lost 1	*1-1: 66-64 ot, 43-67
Florida State	0-1	Lost 1	L, 57-77, Nov. 26, 2000	St. Bonaventure	3-0	Won 3	W, 73-56, Feb. 17, 2000
Fordham	4-0	Won 4	W, 75-52, Feb. 6, 2000	St. Joseph's	3-1	Won 3	W, 62-53, Jan. 23, 2000
Furman	0-0		First Meeting	St. John's	3-0	Won 3	*1-0: 69-53, Mar. 4, 2003
Gardner Webb	1-0	Won 1	W, 76-39, Dec. 28, 2001	St. Mary's	1-0	Won 1	W, 68-58, Nov. 28, 1997
George Mason	1-0	Won 1	W, 66-57, Dec. 29, 1998	St. Peter's	1-0	Won 1	[^] W, 73-48, Mar. 13, 1999
George Washington	6-2	Won 1	[#] W, 68-52, Mar. 16, 2002	Seton Hall	3-0	Won 3	*1-0: 55-46, Feb. 4, 2003
Georgetown	3-0	Won 3	*1-0: 78-46, Feb. 12, 2003	Siena	0-1	Lost 1	L, 64-69, Dec. 30, 1997
Georgia	0-1	Lost 1	L, 60-65, Nov. 17, 1999	Southern Utah	1-0	Won 1	W, 63-55, Nov. 26, 1999
Georgia State	1-0	Won 1	W, 80-56, Mar. 16, 2000	Syracuse	3-1	Won 1	*1-0: 73-63, Jan. 4, 2003
Georgia Tech	1-0	Won 1	[^] W, 61-59, Mar. 22, 2003	Temple	3-0	Won 3	W, 59-54, Jan. 21, 2000
Hampton	2-0	Won 2	W, 83-43, Dec. 29, 2001	Tennessee	0-1	Lost 1	[^] L, 52-68, Mar. 20, 1999
Holy Cross	0-0		First Meeting	Tennessee-Martin	1-0	Won 1	W, 87-55, Dec. 28, 2002
Houston	0-1	Lost 1	[#] L, 72-77 ot, Mar. 23, 2002	Texas Tech	0-1	Lost 1	[^] L, 52-73, Mar. 18, 2001
Indiana	0-0		First Meeting	Vermont	1-0	Won 1	[#] W, 76-48, Mar. 20, 2002
Iowa State	0-0		First Meeting	Villanova	2-4	Lost 3	*0-2: 60-62, 61-71
James Madison	5-1	Won 5	W, 77-73 ot, Dec. 7, 2002	Virginia	3-3	Won 1	W, 72-56, Dec. 3, 2002
LaSalle	6-0	Won 6	W, 64-57, Feb. 24, 2000	Wake Forest	0-0		First Meeting
Liberty	5-0	Won 5	W, 53-50, Dec. 14, 2002	Washington State	1-0	Won 1	W, 72-50, Nov. 30, 2002
Louisiana State	0-1	Lost 1	L, 65-66, Nov. 25, 2001	West Virginia	5-0	Won 5	*3-0: 55-48, 76-64, 66-60
Maine	1-0	Won 1	W, 79-68, Dec. 29, 2000	Wisconsin	1-0	Won 1	W, 75-64, Mar. 14, 1998
Maryland	1-1	Won 1	W, 60-57, Dec. 11, 2002	Xavier	1-6	Lost 2	L, 46-68, Feb. 10, 2000
Maryland-Baltimore Co.	1-0	Won 1	W, 89-36, Dec. 29, 1997				
Massachusetts	3-2	Lost 1	L, 54-58, Mar. 4, 2000				
Miami	2-2	Lost 2	*0-1: 66-67 ot, Jan. 28, 2003				
Miami (Ohio)	0-0		First Meeting				

* Record and score vs. BIG EAST opponent last season
[^]NCAA Tournament game
[#]WNIT
Bold indicates 2003-04 opponents



Karen LANGE

Assistant Coach & Recruiting Coordinator

Since joining the Tech staff, Karen Lange has been a part of six of the Hokies' most memorable seasons — including the 2000-01 year which included the Hokies' entrance into the BIG EAST Conference.

Lange received a promotion following the completion of last season and now serves as the program's recruiting coordinator.



Lange, in her seventh season on the Hokies' bench, came to Tech after a standout career at the University of Iowa. In her time as the Hawkeyes' point guard, Lange received All-Big Ten Conference and academic all-conference nods, in addition to helping Iowa to an appearance in the NCAA Final Four in 1993.

As a player at Iowa, when Bonnie Henrickson was an assistant coach there, Lange led the 1995-96 Hawkeyes to the NCAA "Sweet 16". She dished out a team-leading 136 assists, while committing only 60 turnovers in 31 games.

Lange helped lead the Hawkeyes to the 1993 and 1996 Big Ten Championships in addition to Iowa's impressive NCAA runs. Lange and the Hawkeyes were honored as the NCAA's top defensive unit in 1993.

As well as being an outstanding player and coach, while at Iowa, Lange pulled double-duty by serving as trainer for the Hawkeyes' nationally-ranked field hockey team.

A native of Raleigh, N.C., Lange received her bachelor's degree in exercise science from Iowa in 1996. She assists in the monitoring of academics, recruiting,

Personal

Birthplace: Winston-Salem, N.C.
Hometown: Raleigh, N.C.

Education

High School: Needham B. Broughton (N.C.)
College: University of Iowa, 1996

Playing Experience

University of Iowa, 1992-96

Coaching Experience

Virginia Tech, 1997-Present

Postseason Honors

Iowa - 1993 NCAA Final Four
Iowa - 1994 NCAA second round
Iowa - 1996 NCAA Sweet 16
Iowa - 1993 & 1996 Big Ten Champions
Iowa - 1993 NCAA Top Def. Team
Virginia Tech - 1998 NCAA second round
Virginia Tech - 1999 NCAA "Sweet 16"
Virginia Tech - 2000 WNIT "Sweet 16"
Virginia Tech - 2001 NCAA second round
Virginia Tech - 2002 WNIT semifinals
Virginia Tech - 2003 NCAA second round

scouting and the instruction of Tech's guards.

Under the tutelage of Lange and the rest of the coaching staff, the Hokies claimed the Atlantic 10 Conference Defensive Player of the Year in 1999 and 2000.

A few moments with Karen Lange:

How have you adjusted to your new position as recruiting coordinator?

I think that I am still adjusting to the position of recruiting coordinator and probably will be for some time. Every year I learn that there is so much more for me to learn and becoming the recruiting coordinator has definitely been a new experience for me. I am honored that Bonnie had enough belief and trust in me to promote me to such an important position. We have always said that we are much better coaches when we have great players and recruiting is the most important aspect of our jobs outside of the every day tasks of being a basketball coach.

What do you most enjoy about recruiting and how has it changed since you were a player?

One of the biggest rewards of recruiting is having the chance to see some very, very talented young players across the country and to have the opportunity to form some great relationships with these players. I enjoy having the opportunity to talk to people across the country about Virginia Tech and our successful basketball program. It is always much easier to talk a lot about something that you love which is why it is so exciting to educate people about our university. I think the end result of recruiting is probably the most rewarding because once they visit our campus, young people and their families are always pleasantly surprised about how nice Virginia Tech and the community are and how successful we have been as a basketball program.

I think the biggest change in recruiting is the use of the computer in the recruiting process. It is easier to communicate through email and get information over the Internet. Young players these days have so much access to information about schools and programs that you see a lot more players committing to schools earlier than they used to do when I was a player.



Katie O'CONNOR

Assistant Coach

Katie O'Connor is in her third season as assistant coach for the Hokies after serving for two years as administrative assistant.

As assistant coach, O'Connor has on-court coaching responsibilities working with the Tech guards and also serves as director

of women's basketball summer camps. Additionally, she also recruits off-campus, organizes the practice schedule, assists with scouting opponents, implements the conditioning program and handles the ordering of all equipment including the Hokies' uniforms.

O'Connor, a native of Chapel Hill, N.C., was a four-year starter for the Hokies from 1995-99. She helped lead Tech to an Atlantic 10 Conference tournament title in 1998, an A-10 regular-season title

Personal

Birthplace: Boulder, Colo.
Hometown: Chapel Hill, N.C.

Education

High School: Durham Academy
College: Virginia Tech, 2000

Playing Experience

Virginia Tech, 1995-99

Coaching Experience

Adm. Asst.: Virginia Tech, 1999-2001
Asst. Coach: Virginia Tech, 2001-present

Postseason Honors

Virginia Tech - 2000 WNIT "Sweet 16"
Virginia Tech - 2001 NCAA second round
Virginia Tech - 2002 WNIT semifinals
Virginia Tech - 2003 NCAA second round

in 1999 and to two NCAA Tournament appearances.

In her senior season, the program enjoyed its most successful year, posting a 28-3 record, a "Sweet 16" appearance and the program's highest ranking of No. 9. As a senior, she was also named the Atlantic 10 Conference's most improved player.

In her position, O'Connor has on-court coaching responsibilities working with the Tech guards and also serves as director of women's basketball summer camps.

O'Connor graduated from Tech in May 2000 with a bachelor's degree in interdisciplinary studies.

A few moments with Katie O'Connor:

What are some of the personal qualities you look for in a recruit?

I think that in recruiting student-athletes for our program here at Virginia Tech, we look for players who will fit into our system. If you look at our team now, every player brings something different to the table — both on the court and off the court. We look for individuals who are committed to the game, disciplined in their work ethic, and people who will be loyal to their teammates. I think one of the best things about our group is the team chemistry that we have. We have players who are not only very talented but also very good people and they take care of each other. We are looking for more future Hokies like this to continue the tradition.

What is it about Virginia Tech that has kept you in Blacksburg from your days as a player to the present as assistant coach?

There are many things about Virginia Tech that have made me want to stay in Blacksburg as a coach after playing here. I am very lucky to have the opportunity to work with the staff that I do and also coach the players that we have here now. As a player, I believed in the system that Bonnie introduced and that belief was reinforced by the success that we had and continue to build on today. I think that we do things the right way and that our work ethic is strong both as a staff as well as a team. Virginia Tech is a great place — but it is a great place because there are great people here!



Kelly KRAMER

Assistant Coach

Kelly Kramer joins the Virginia Tech coaching staff after serving as an assistant coach with the WNBA's Minnesota Lynx from 1998 through the 2002 season. During her time in the league, she served three times as a floor coach at the WNBA

pre-draft camp and was an assistant coach for the Western Conference during the "WNBA on Tour" exhibition in October, 2002.

Prior to working in the WNBA, Kramer served as an assistant coach for the two-time American Basketball League (ABL) champion Columbus Quest during the 1996-97 and 1997-98 seasons. Kramer also has a wealth of collegiate coaching experience as the first assistant both at Kansas State from 1993-96 and Missouri-Kansas City from 1991-93. The 1991-92 team led the nation in scoring defense.

"We are excited to have Kelly join the Virginia Tech women's basketball family," said Henrickson. "Her

Personal

Birthplace: Springfield, Mo.
Hometown: Miami, Okla.

Education

High School: Miami
College: Oklahoma Baptist University, 1984

Playing Experience

Oklahoma Baptist University, 1982-84
Crowder College, 1981-82
Seminole Junior College, 1980-81

Coaching Experience

Asst. Coach: Minnesota Lynx, 1998-2002
Asst. Coach: Columbus Quest, 1996-98
Asst. Coach: Kansas State, 1993-96
Asst. Coach: Missouri-Kansas City, 1991-93

Postseason Honors

Columbus Quest - 1996, '97 ABL Champions
Columbus Quest - 1996, '97 ABL Eastern Conference Champions

experience both at the collegiate and professional levels will be valuable in both our recruiting efforts and in the development of the players in our program."

Kramer will work primarily with Tech's post players.

A 1984 magna cum laude graduate of Oklahoma Baptist University, Kramer has a bachelor of science degree in physical education & recreation.



A few moments with Kelly Kramer:

Why did you decide to return to college coaching after eight years in professional basketball?

It was more a question of "who did I want to work with" as opposed to "at what level did I want to work". I had worked with someone for 12 years whom I consider a great coach and friend in Brian Agler, and when circumstances dictated that I move on to something else, I was very cautious and mindful of my next move. I had known for some time of Bonnie and the great program she and her staff had built at Virginia Tech. Their reputation within the circle of college women's basketball was sterling. When she approached me at the Final Four last spring about this position I was very excited. I still am! Being out of the college game for seven years, I feel like a rookie in many respects. Every day is a challenge and a learning experience for me, but one that I welcome. This staff does a tremendous job at teaching the finest details of the basic fundamentals and skills of basketball. They also have a work ethic that is phenomenal. I certainly have a better understanding, after working with them for a few months, of why they've been so successful in such a competitive league and why Virginia Tech will remain a force nationally for years to come.

How will your experiences in the pro game help you as a collegiate assistant coach?

I think the main attribute that I bring to the table is that I come from a different background, a little different philosophy and approach to certain aspects of the game, and so perhaps at times I can offer a different slant on things. I certainly believe in the adage "if it ain't broke, don't fix it." Obviously the foundation of this program is extremely solid, so probably my contribution will come from simply sharing a new perspective at times that will hopefully benefit our team in a positive way.



Trena ANDERSON

Director of Basketball Operations

In her first year in the newly created position of Director of Basketball Operations, Trena Anderson comes to Virginia Tech after serving in the same position for the last three years at Michigan State University. At MSU, she was responsible for the general operations of the program, including team travel, event management and community relations. She also coordinated several events supporting the women's basketball program, including summer basketball camps, the alumni game, senior day celebration and the Joanne P. McCallie Radio Show.

Anderson also was the membership coordinator for the Fastbreak Booster Club where she helped increase overall membership and donations and assisted in the promotion of women's basketball, which saw attendance increase 85% from 2001-02 to 2002-03. She was the editor of *Time Out*, the monthly booster club newsletter and membership brochure, and High Five, a youth club publication and alumni newsletter.

Prior to serving as Director of Basketball Operations, Anderson was an intern with both the Michigan State Student-Athlete Support Services and the Senior Woman Administrator. Anderson earned a B.S. degree in Mass Communication/Public Relations in 1997 from Southeast Missouri State and a M.S. degree in Public Administration in 2000 from SEMO. She served as the Assistant Men's and Women's Track and Field coach at Southeast Missouri

State from 1997 until 1999 and also worked early 1997 at KMOX radio and KDNL-TV in St. Louis, Mo.

In the Director of Basketball Operations position at Virginia Tech, Anderson will coordinate team travel, serve as a liaison with the Hardwood Club on the Annual Women's Basketball Auction, coordinate film exchange and community service work for the team and will be the Assistant Director of women's basketball summer camps.

A few moments with Trena Anderson:

What are your main responsibilities as Director of Basketball Operations?

I am responsible for coordinating team travel, community events, team appearances and assisting the Hokie Hardwood Booster Club with seasonal activities and ideas. The "Hokie Hoop Troop" (Ball Girl / Boy Club for kids) is something that I am looking forward to getting started this year. Assisting Katie with camps is an exciting, but huge responsibility during the summer.

Which aspect of the position do you most enjoy?

That's a tough question, especially since I'm just getting started. Although, I would have to say that I enjoy the time we spend with recruits and their families on campus. Having the opportunity to spend time together as a group and get comfortable with one another is very important in my book. Recruiting simply re-emphasizes so many reasons why this is a great program and university.

What attracted you to Virginia Tech?

It is an honor to be able to work with Coach Bonnie. I was definitely attracted to the basketball staff, athletic administration and the tremendous amount of support given to women's basketball. I've only heard great things about the program and when I was given the opportunity to visit the campus, I was convinced.

WOMEN'S BASKETBALL SUPPORT PERSONNEL



Ron Esteban
Athletic
Trainer



Torye Hurst
Sports
Information



Dianne Santolla
Secretary



Stefany Bennett
Student
Manager



Kelli Day
Student
Manager



Lindsey Nelson
Student
Manager



LaShawn Weston
Student
Manager

MEET THE HOKIES



"I wanted to give a big thank you to Virginia Tech and the women's basketball staff for everything they have done for Ieva. I am really happy Ieva had an opportunity to attend Virginia Tech. This experience has helped her to become not only a better basketball player, but a better person as well."

— Ingrida Kublina



VIRGINIA TECH
WOMEN'S BASKETBALL
2003  2004






“Davina and I have enjoyed being a part of the Tech Family. We thank Bonnie, the staff, Ron, Jimmy and the entire athletic training staff for the care and support given to Davina during her time there.”
— Jeanette Simmons



PLAYER PROFILES



INSIDE THIS SECTION

Brandy Fowler	68-69
Ieva Kublina	70-71
Davina Simmons	72-73
Erin Gibson	74-75
Dawn Chriss	76-77
Megan Finnerty	78-79
Kerri Gardin	80-81
Carrie Mason	82-83
Fran Recchia	84-85
Britney Anderson	86
Kirby Copeland	87
Nare Diawara	88
Rayna DuBose	89



Brandy FOWLER

#21

6-1 • Senior • Forward/Center
Cary, N.C. • Louisburg College



Brandy's Career Highs

Points	6 vs. Washington State, 11/30/02
FG Attempted	3 vs. Washington State, 11/30/02
FG Made	2 vs. Washington State, 11/30/02
3PT FG Attempted	0
3PT FG Made	0
FT Attempted	3 vs. Washington State, 11/30/02
FT Made	2 vs. Washington State, 11/30/02
Rebounds	4 (two times)
Assists	1 (two times)
Blocks	1 (two times)
Steals	1 (two times)

Brings size and athletic ability to the post position ... Runs the floor well ... Outstanding offensive rebounder and good defensive player ... Saw limited action last season after transferring from Louisburg College where she was a first-team NJCAA All-American and a Kodak Junior College All-American.

2002-03: Had three points, two rebounds and one steal in exhibition game ... Pulled down two rebounds in six minutes in her first collegiate start against UNCG (11/22) ... Scored two points with four rebounds and one block at Florida International (11/29) ... Had six points with four rebounds and a block against Washington State (11/30) ... Scored two points with three rebounds and a steal versus UT Martin (12/28) in the first round of the Lady Luck Classic.

Junior College: Averaged 15.0 points, 10.1 rebounds and 1.6 blocks for coach Mike Holloman at Louisburg (N.C.) College ... A first-team NJCAA All-American and a Kodak Junior College All-American ... Led team to a 29-5 record and a bid to the NJCAA national tournament.

Odds and Ends: Brandy Fowler ... Born 4/22/82 in Raleigh, N.C. ... Right-handed ... Daughter of Vicki Fowler ... Threw the shot put in high school ... Major is human development.

Fowler's Statistics

Year	G	GS	MP	FGM-Att	Pct.	3PTM-Att	Pct.	FTM-Att	Pct.	Reb.	Avg.	A	TO	Blk	ST	TP	Avg.
02-03	10	1	65	5-9	.556	0-0	.000	2-3	.667	18	1.8	2	10	2	2	12	1.2





Ieva

#14

KUBLINA

6-4 • Senior • Forward/Center

Riga, Latvia • Trinity Episcopal H.S. (Richmond, Va.)

On the preseason watch list for the Wade Trophy, given to the national player of the year ... A preseason First-Team All-BIG EAST selection ... A 2002-2003 All-BIG EAST First-Team selection ... Selected to 2003 BIG EAST All-Tournament team ... Named BIG EAST Player of the Week four times in her career ... Selected to the Preseason All-BIG EAST Conference First Team ... Voted 2001-02 BIG EAST Conference Most Improved Player ... Named to the 2002 WNIT All-Tournament Team ... Led team in scoring, rebounding and blocked shots ... BIG EAST leader in blocks ... Scored in double figures 61 times with 16 career double-doubles ... Has scored 20-plus points 15 times ... Blocked three or more shots 31 times in her career ... Named to 2002 Lady Luck Classic All-Tournament team ... Second on Tech's career blocks list (182) ... Has 1,221 career points.

2002-03: Named BIG EAST Player of the Week on Jan. 19 and again on Feb. 10 ... Had 15 points, six rebounds, two blocks and two assists against UNC Greensboro (11/22) ... Played only five minutes in the first half at Florida International (11/29) due to foul trouble and finished with eight points and four rebounds ... Had 14 points, including 12 in the second half, versus Washington State (11/30) ... Scored 25 points with nine rebounds and four blocks against Virginia (12/3) ... Scored seven points with ten rebounds and four blocks against James Madison (12/7) ... Had 17 points in the win at Maryland (12/11) ... Scored 10 points with eight rebounds and five blocks at Liberty (12/14) ... Led Hokies with 13 points, 12 rebounds, three blocks and two assists at Old Dominion (12/21) Had 17 points and four blocks in Lady Luck Classic first round against UT Martin (12/28) ... Scored 12 points, including two treys, with nine

rebounds versus Duquesne in the Lady Luck Classic championship game ... Had 17 points, including two treys, with nine rebounds and two blocks versus Radford (12/31) ... Had nine points and 10 rebounds at No. 22 Villanova (1/7) ... Led team with 16 points at No. 2 Connecticut (1/12) ... Recorded the second double-double of the season and 13th of her career with 16 points and 16 rebounds against Pittsburgh (1/15) ... Had 18 points

Ieva's Career Highs

Points	32 vs. Houston, 3/23/02
FG Attempted	23 vs. Houston, 3/23/02
FG Made	11 vs. Seton Hall, 2/17/02
3PT FG Attempted	6 vs. Houston, 3/23/02
3PT FG Made	4 at Seton Hall, 2/4/03
FT Attempted	12 (two times)
FT Made	11 vs. Notre Dame, 2/10/03
Rebounds	17 vs. Villanova, 2/22/03
Assists	5 vs. Georgia Tech, 3/33/03
Blocks	7 (two times)
Steals	3 (three times)



Kublina's Career Statistics

Year	G	GS	MP	FGM-Att	Pct.	3PTM-Att	Pct.	FTM-Att	Pct.	Reb.	Avg.	A	TO	Blk	ST	TP	Avg.
00-01	31	3	642	87-199	.437	13-38	.342	55-85	.647	154	5.0	15	46	35	11	242	7.8
01-02	32	32	976	198-419	.473	20-53	.377	82-107	.766	249	7.8	30	74	86	23	498	15.6
02-03	32	32	1046	173-383	.452	23-65	.354	112-140	.800	238	7.4	44	81	62	30	481	15.0
Totals	95	67	2,664	458-1001	.458	56-156	.359	249-332	.750	641	6.8	89	201	183	64	1,221	12.9

and 12 rebounds at West Virginia (1/18) ... Led team with 18 points, nine rebounds and three blocks against No. 23 Rutgers (1/22) ... Had 12 points and seven boards at Miami (1/28) ... Tallied 25 points and seven rebounds versus Providence (2/1) ... Scored a game-high 24 points with three blocks at Seton Hall (2/4) ... Had 21 points and tied career-high of seven blocks versus Notre Dame (2/9) ... Led team with 16 points, seven rebounds and three blocks against Georgetown (2/12) ... Held to a season-low six points at No. 22 Boston College (2/16) ... Scored 23 points with a career-high 17 rebounds versus No. 20 Villanova (2/22) ... Limited to nine points at No. 20 Rutgers (2/26) ... Had 18 points, nine rebounds and three blocks against West Virginia (3/1) ... Scored 14 points with one block at St. John's (3/4) ... Led team with 14 points against West Virginia in BIG EAST first round (3/8) ... Had 20 points, 11 rebounds and five blocks versus No. 23 Boston College in BIG EAST quarterfinals (3/9) ... Scored 16 points and pulled down six rebounds against No. 1 Connecticut in the BIG EAST semifinals (3/10) ... Tallied 18 points in NCAA First Round versus Georgia Tech (3/22).

2001-02: Played and started in all 32 games ... After a slow start in the first three games, recorded third career double-double with 15 points and 12 rebounds at No. 19 LSU (11/25) ... Scored 18 points at Virginia (11/29) ... Had 16 points and 10 boards at Pittsburgh (12/5) ... Tallied 22 points with 10 rebounds at Radford (12/12) ... Had 18 points in win at James Madison (12/21) ... Scored 12 points with nine rebounds versus Hampton in Lady Luck Classic title game (12/29) ... Picked up 17 points, 10 rebounds and six blocks against Clemson (1/3) ... Tied then career-high with 24 points along with 10 rebounds and six blocks versus Syracuse (1/5) ... Had 19 points, 11 boards and five blocks against No. 24 Boston College (1/9) ... Registered 16 points with career-high seven blocks versus West Virginia (1/16) ... Scored 20 points at Notre Dame (1/26) ... Had 17 points and 11 rebounds versus No. 1 Connecticut (1/29) ... Tied then career-high with 24 points against Seton Hall (2/17) ... Set career-highs with 29 points and 16 rebounds at Miami (2/20) ... Scored 24 points with eight rebounds at Villanova (2/23) ... Recorded ninth double-double of the season and eleventh of her career with 26 points and 11 rebounds versus Rutgers (2/26) ... Had 14 points at Rutgers (3/2) in the first round of the BIG EAST Championship ... Pulled down 14 rebounds with six blocks in WNIT first round against UNC Greensboro (3/13) ... Scored 21 points with nine rebounds and four blocks versus George Washington (3/16) in WNIT second round ... Tallied 13 points, nine rebounds and three blocks in WNIT quarterfinal against Vermont (3/20) ... Had a career-high 32 points in WNIT semifinal against Houston (3/23).

2000-01: Played in all 31 games with three starts ... Scored in double figures in 11 games ... Two double-digit rebound games ... Had two double-doubles ... Led team and was among BIG EAST Conference leaders in blocks ... Fifth on the team in scoring ... Third in rebounds and second in offensive rebounds ... Fourth in three-point field goals made and fourth in free throws made ... Had six points and six rebounds in collegiate debut against Liberty (11/17) ... Nine points, six rebounds, one three-pointer and two blocks against James Madison (11/21) ... First career double-figure scoring game with 10 points at Richmond (12/2) ... Seven points and three boards at No. 7 Rutgers (12/6) ... Scored seven points with seven rebounds, three blocks and two assists against Radford (12/9) ... Tallied 16 points with one trey, five rebounds and two blocks against UNC Asheville (12/28) in the Lady Luck Classic ... 11 points, including three treys, three rebounds, and one assist against No. 3 Notre Dame and All-American center Ruth Riley (1/3) ... Six points, seven rebounds and three blocks at No. 3 Notre Dame (1/13) ... Dropped in 10 points with five boards, one trey, one block and one steal at Boston College (1/17) ... Scored a career-high 19 points with seven rebounds, three three-pointers and one steal against Georgetown (1/20) ... 10 points and seven rebounds vs. No. 24 Villanova ... Recorded first career double-double with 11 points and 11 rebounds at West Virginia (2/14) ... Second career double-double with 18 points and 11 rebounds against Providence (2/21) ... Set career mark for free throws made and attempted with 8-of-10 effort vs. Providence ... 14 points on 5-of-7 shooting with nine rebounds, two blocks and a steal at St. John's (2/27) ... Scored 10 points and had five rebounds and a block in win over No. 23 Villanova in the BIG EAST Tournament ... Followed that with eight points, four rebounds and two blocks against top-ranked Notre Dame in the BIG EAST Tournament semifinals ... Had 11 points, six rebounds and one block against Denver in NCAA first round ... Scored seven points with eight rebounds at No. 12 Texas Tech in NCAA second round.

High School: Averaged 16.8 points, 12.0 rebounds, 8.5 blocks and 5.0 assists per game as a senior at Trinity ... Helped Trinity to a 20-4 record in 1999-00, the League of Independent Schools' regular season and tournament championship, as well as advancing to the second round of the Virginia Independent State School's state tournament ... Selected first-team all-League of Independent Schools ... Second-team all-Metro by the *Richmond Times-Dispatch* ... Virginia Independent Schools all-state team honoree ... Top performances of senior season were two 28-point scoring games against Collegiate High and St. Gertrudes.

Odds and Ends: Born 7/8/82 ... Right-handed ... Member of the Latvian national team that participated in the World Championship for Young Women ... Was selected to the all-tournament team at the qualifying rounds for the European Championships that took place in April of 2000 ... Daughter of Ingrida Kublina and Indulis Kublins ... Enrolled in human development.





Davina #42 SIMMONS

6-0 • Senior • Forward/Center
Winston-Salem, N.C. • North Forsyth H.S.

Moved to post position during junior season ... Attacks the basket ... Can also score from the perimeter ... Has the ability to penetrate off the dribble ... Good size and speed ... Rebounds well ... Missed most of freshman season (2001-02) after undergoing surgery on her right knee in

mid-January to repair a torn meniscus and to repair defective cartilage ... Had knee scoped during 2002-03 preseason.

2002-03: Had one point with four rebounds, two steals and one block in opener against UNC

Davina's Career Highs

Points 11 at Radford, 12/12/01
 FG Attempted 9 vs. Villanova, 2/22/03
 FG Made 5 at Maryland, 12/11/02
 3PT FG Attempted 1 (six times)
 3PT FG Made 1 at Radford, 12/12/01
 FT Attempted 6 vs. Providence, 2/1/03
 FT Made 5 vs. Providence, 2/2/03
 Rebounds 9 vs. Syracuse, 1/4/03
 Assists 2 (three times)
 Blocks 1 (four times)
 Steals 3 (two times)



Greensboro (11/22) ... Scored two points with a rebound at Florida International (11/29) ... Tallied six points with four rebounds versus Washington State (11/30) ... Scored 10 points with a career-high seven rebounds at Maryland (12/11) ... Had nine points against Duquesne (12/29) in the Lady Luck Classic championship game ... Scored eight points with nine rebounds and three steals versus Syracuse (1/4) ... Pulled down six rebound at Seton Hall (2/4/03) ... Scored two points with five rebounds at No. 22 Boston College (2/16) ... Registered nine points and three rebounds against No. 20 Villanova (2/22) ... Had two points and four rebounds at No. 20 Rutgers (2/26) ... Scored two points with one rebound in first collegiate start versus West Virginia (3/1) ... Had four points and five rebounds at St. John's (3/4).

2001-02: Played in 17 games ... Scored a career-high 11 points at Radford (12/12) ... Had four points at James Madison (12/21) ...

Simmons' Statistics

Year	G	GS	MP	FGM-Att	Pct.	3PTM-Att	Pct.	FTM-Att	Pct.	Reb.	Avg.	A	TO	Blk	ST	TP	Avg.
00-01	9	0	70	9-18	.500	0-1	.000	10-16	.625	14	1.6	2	6	0	3	28	3.1
01-02	17	0	113	16-36	.444	1-2	.500	6-8	.750	16	0.9	4	12	1	3	39	2.3
02-03	30	1	382	36-81	.444	0-3	.000	23-29	.793	78	2.6	7	22	5	18	95	3.2
Totals	56	1	565	61-135	.452	1-6	.167	39-53	.736	108	1.9	13	40	6	24	162	2.9

Tallied seven points in Lady Luck Classic against Gardner-Webb (12/28) ... Scored six points with three rebounds versus Hampton in Lady Luck Classic title game ... Scored three points and pulled down three rebounds in only six minutes at No. 1 Connecticut (2/10) ... Scored seven points against UNC Greensboro (3/13) in WNIT first round.

2000-01: Saw action in only nine games before undergoing knee surgery in mid-January ... Scored career-high eight points against Liberty (11/17) and UNC Asheville (12/28) ... Pulled down career-high five rebounds against Liberty and UNC Asheville ... Credited with a career-high two assists vs. Liberty and a career-high two steals vs. UNC Asheville ... Five points and two rebounds against Radford (12/9) ... Scored two points and grabbed one rebound at Clemson.

High School: Averaged 20.6 ppg and 9.5 rebounds a contest before sustaining injury as a senior ... Was ranked one of the Top 10 players in the state of North Carolina ... Also rated as one of the top 150 players by Hoopsmart ... Averaged 17.2 ppg, 8.3 rpg, 3.5 apg, 2.1 bpg, 3.8 spg as a junior.

Odds and Ends: Davina Amret Simmons ... Born 5/31/82 in Winston-Salem, N.C. ... Right-handed ... Daughter of Jeanette Simmons ... Was also an outstanding volleyball player in high school ... Enrolled in human nutrition, foods and exercise.





Erin

#54

GIBSON

6-2 • Junior • Forward/Center
Galax, Va. • Carroll County H.S.

Fourth on the team in scoring and second in rebounding and blocks ... First in field goal percentage ... Named the 2002 Lady Luck Classic Most Valuable Player ... Scored a career-high 24 points against Radford (12/31) ... Tied career-high of 14 rebounds at Miami (1/28/03) ... Named to the 2002-03 BIG EAST Academic All-star team.

2002-03: Missed UNC Greensboro with an injured right hamstring ... Scored five points and tied a career-high with three blocks at Florida International (11/29) ... Had 16 points, nine rebounds and two blocks against Washington State (11/30) ... Scored seven points with three rebounds and a block against

Erin's Career Highs

Points 24 vs. Radford, 12/31/02
FG Attempted 16 at Georgetown, 1/12/02
FG Made 12 vs. Radford, 12/31/02
3PT FG Attempted 1 vs. Rutgers, 1/22/03
3PT FG Made 0
FT Attempted 14 vs. James Madison, 12/7/02
FT Made 8 (two times)
Rebounds 14 (two times)
Assists 3 vs. Connecticut, 3/10/03
Blocks 3 (five times)
Steals 4 at Miami, 1/28/03



Virginia (12/3) ... Scored 22 points with 13 rebounds versus James Madison (12/7) for her third career double-double ... Had 10 points at Liberty (12/14) ... Scored 13 points with six rebounds against UT Martin in Lady Luck Classic first round (12/28) ... Had 14 points and 10 rebounds versus Duquesne (12/29) in the Lady Luck Classic championship game ... Named the MVP of the Lady Luck Classic ... Scored a career-high 24 points with eight rebounds versus Radford (12/31) ... Had 16 points and nine rebounds against Syracuse (1/4) ... Scored 17 points with six rebounds at No. 22 Villanova (1/7) ... Had six points and seven boards at No. 2 Connecticut (1/12) ... Tallied eight points and eight rebounds versus Pittsburgh (1/15) ... Registered her third double-double of the year with 13 points and 13 rebounds at West Virginia (1/18) ... Had 13 points and 10 boards versus No. 23 Rutgers ... Scored eight points and pulled down 14 rebounds at Miami (1/28) ... Registered 15 points, seven rebounds and two blocks against Providence (2/1) ... Had 11 points and six boards versus Georgetown (2/12) ... Held to two points at No. 22 Boston College (2/16) ... Scored four points with nine rebounds against No. 20 Villanova (2/22) ... Had six points and seven rebounds at No.

Gibson's Statistics

Year	G	GS	MP	FGM-Att	Pct.	3PTM-Att	Pct.	FTM-Att	Pct.	Reb.	Avg.	A	TO	Blk	ST	TP	Avg.
01-02	32	0	533	84-168	.500	0-0	.000	34-59	.576	148	4.6	9	52	26	22	202	6.3
02-03	31	30	916	118-249	.474	0-1	.000	64-126	.508	216	7.0	30	66	29	28	300	9.7
Totals	63	30	1,449	202-417	.484	0-1	.000	98-185	.530	364	5.8	39	118	55	50	502	8.0

20 Rutgers (2/26) ... Scored 12 points with seven rebounds and two blocks against West Virginia (3/1) ... Had five points and seven rebounds at St. John's (3/4) ... Tallied seven points with 12 rebounds in BIG EAST first round against West Virginia (3/8) ... Scored seven points versus No. 23 Boston College in BIG EAST quarterfinal (3/9) ... Had six points, four rebounds and three blocks in NCAA First Round against Georgia Tech (3/22) ... Scored 10 points with seven rebounds and two blocks at Purdue in the NCAA Second Round (3/24).

2001-02: Played in all 32 games as a freshman ... Scored in double figures six times ... Had five or more rebounds in 15 games ... Scored six points with three rebounds at No. 19 LSU in Crawfish Classic title game (11/25) ... Four points and five boards at Pittsburgh (12/5) ... Pulled down six rebounds at Radford (12/12) ... Scored 14 points with nine rebounds in Lady Luck Classic title game against Hampton (12/29) ... Had career-highs of 18 points and 14 rebounds to lead Tech in come-from-behind win at Georgetown (1/12) ... Scored 12 points versus Miami (2/5) ... Had second career double-double with 15 points and 10 rebounds at Providence (2/13) ... Registered 12 points against Seton Hall (2/17) ... Had six points, four rebounds and one block against Rutgers (2/26) ... Scored five points with three rebounds and one block versus UNC Greensboro (3/13) in WNIT First Round ... Tallied nine points with eight rebounds, two steals and one block in WNIT Second Round against George Washington (3/16) ... Registered five points with six boards and one block versus Vermont (3/20) in WNIT Quarterfinal ... Had ten points and three blocks against Houston (3/23) in WNIT Semifinal.

High School: In her career averaged 18.1 ppg, 12.3 rebounds, 2.5 blocks and 2.0 steals a contest for Coach Howard Mayo at Carroll County ... Shot 56.5 percent from the field and 71.0 percent from the line during her senior year ... Named Group AA Player of the Year by The Associated Press ... Coaches Association Player of the Year ... Southwest District and Region IV Player of the Year ... Roanoke Timesland Player of the Year ... First Team Southwest District, Region IV, All-State Group AA, Bristol Herald Courier, Roanoke Times ... Named to the All-State West Team.

Odds and Ends: Erin Paige Gibson ... Born 4/17/83 in Galax, Va. ... Right-handed ... Daughter of Greg and Tonya Gibson ... Enrolled in health, nutrition, foods and exercise ... Was also an outstanding volleyball player in high school.





Dawn CHRISS

#23

6-1 • Sophomore • Guard
Hillcrest Heights, Md. • St. John's College H.S.

Can run the floor and will help on the defensive end of the floor ... Can attack the basket off the dribble ... Came on strong in the postseason to help team in BIG EAST Championship wins over West Virginia and Boston College ... Named to the 2002-03 BIG EAST Academic All-star team.

2002-03: Had two points, one assist and one block in exhibition win over Melbourne ... Credited with three rebounds, one assist and one block in only eight minutes against UNC Greensboro (11/22) ... Had one rebound at Florida International (11/29) ... Scored six points with eight rebounds, seven assists, two blocks and one steal vs. Washington State (11/30/02) ... Had eight points with four rebounds, two assists and two steals against Virginia (12/3) ... Registered four points against UT Martin (12/28) in first round of the Lady Luck Classic ... Scored six points and handed out two assists in only five minutes against Georgetown (2/12) ... Had five points and four rebounds at No. 22 Boston College (2/16) ... Scored four points against West Virginia (3/1) ... Scored 13 points against West Virginia in BIG EAST first round (3/8) ... Had a career-high 14 points versus No. 23 Boston College in BIG EAST quarterfinal (3/9) ... Scored four points against Georgia Tech in the NCAA First Round (3/22) ... Registered five points, five rebounds, two assists and one steal at Purdue in NCAA Second Round (3/24).

High School: A McDonald's All-American and first-team All-Met selection ... Averaged 15.0 points, 6.0 rebounds, 5.0 assists and 2.0 steals for coach Marie Williams at St. John's College High School ... A four-year letterwinner who led her team to two city championships ... Named to the womenscollegehoops.com Freshmen

of Impact preseason team ... A *Street & Smith's* Girls High School All-America third team selection ... Scored six points for the East in the inaugural McDonald's All-American High School Basketball Girls Game in Madison Square Garden.

Odds and Ends: Dawn Chriss ... Born 9/12/84 in Washington D.C. ... Right-handed ... Daughter of Earnest and Mabel Chriss ... Plays the clarinet ... Major is business management.

Dawn's Career Highs

Points 14 vs. Boston College, 3/9/03
 FG Attempted 8 vs. Boston College, 3/9/03
 FG Made 5 (two times)
 3PT FG Attempted 0
 3PT FG Made 0
 FT Attempted 5 vs. Boston College, 3/9/03
 FT Made 4 (three times)
 Rebounds 8 vs. Washington State, 11/30/02
 Assists 7 vs. Washington State, 11/30/02
 Blocks 2 vs. Washington State, 11/30/02
 Steals 2 (two times)



Chriss' Statistics

Year	G	GS	MP	FGM-Att	Pct.	3PTM-Att	Pct.	FTM-Att	Pct.	Reb.	Avg.	A	TO	Blk	ST	TP	Avg.
02-03	25	0	235	28-54	.519	0-0	.000	23-32	.719	44	1.8	21	17	3	14	79	3.2





Megan #45 FINNERTY

6-3 • Sophomore • Center
Atlanta, Ga. • Pius X H.S.

Has added depth to the post position ... An athletic player who shoots the ball well and attacks the basket ... A capable rebounder.

2002-03: Tallied four points with two rebounds in her collegiate debut versus

UNCG (11/22) ... Had two points at Florida International (11/29) ... Scored a point with two rebounds versus Washington State (11/30) ... Tallied four points with six rebounds, including four offensive,

Megan's Career Highs

Points	10 vs. UT Martin, 12/28/02
FG Attempted	6 vs. UT Martin, 12/28/02
FG Made	4 vs. UT Martin, 12/28/02
3PT FG Attempted	0
3PT FG Made	0
FT Attempted	3 at Rutgers, 2/26/03
FT Made	2 (three times)
Rebounds	6 vs. James Madison, 12/7/02
Assists	1 (four times)
Blocks	0
Steals	1 (two times)



against James Madison (12/7) ... Had ten points against UT Martin (12/28) in the first round of the Lady Luck Classic ... Scored three points versus Georgetown (2/12) ... Scored two points with one assist and one rebound at No. 20 Rutgers (2/26) ... Had three points and two rebounds against West Virginia (3/1) ... Scored five points versus No. 1 Connecticut in the BIG EAST semifinals (3/10).

High School: Averaged 12.0 points, 8.0 rebounds and shot 45 percent from the field for coach Ron Sattelle at Pius X High School ... Led team to a 27-4 record and to the final eight of the Georgia Class 4A playoffs ... A first team All-Region and second team All-State selection ... Selected to play in the Georgia All-State Senior Game ... A 2001 AAU All-American ... Captain and MVP of high school team.

Odds and Ends: Megan Finnerty ... Born 5/2/84 in Atlanta, Ga. ... Right-handed ... Daughter of Don and Linda Finnerty ... Named to the All-City volleyball team as a middle hitter ... Won two letters in track in the high jump ... Plays the piano ... Major is undecided.

Finnerty's Statistics

Year	G	GS	MP	FGM-Att	Pct.	3PTM-Att	Pct.	FTM-Att	Pct.	Reb.	Avg.	A	TO	Blk	ST	TP	Avg.
02-03	23	0	186	21-43	.488	0-0	.000	12-24	.500	36	1.6	3	15	0	5	54	2.3





Kerri GARDIN

#32

6-1 • Sophomore • Forward
Morganton, N.C. • Freedom H.S.

Can score in a variety of ways ... Good passer with a good basketball I.Q. ... Came on strong late in the season ... Recorded first collegiate double-double with 15 points and 10 rebounds against Villanova (1/7) ... Had off-season surgery on right achilles

tendon but is expected to be at full strength for preseason practice.

2002-03: Saw first collegiate action at Florida International (11/29) ... Scored two points with

Kerri's Career Highs

Points	15 at Villanova, 1/7/03
FG Attempted	11 at Purdue, 3/24/03
FG Made	7 at Villanova, 1/7/03
3PT FG Attempted	0
3PT FG Made	0
FT Attempted	5 vs. West Virginia, 3/1/03
FT Made	3 (two times)
Rebounds	10 vs. Villanova, 1/7/03
Assists	6 (three times)
Blocks	2 (two times)
Steals	3 (four times)



one rebound in ten minutes against Washington State (11/30) ... Had eight points and eight rebounds with six assists, two blocks and two steals against UT Martin (12/28) in the first round of the Lady Luck Classic ... Had first career double-double with 15 points and 10 rebounds at No. 22 Villanova (1/7) ... Scored three points and handed out six assists in first collegiate start at No. 2 Connecticut (1/12) ... Had four points, seven rebounds, three assists, two blocks and one steal against Pittsburgh (1/15) ... Scored four points with three rebounds versus Georgetown (2/12) ... Tallied eight points with four rebounds and two assists against No. 20 Villanova (2/22) ... Scored six points with five rebounds, two assists and one block at No. 20 Rutgers (2/26) ... Had six points, five rebounds, six assists and one block against West Virginia (3/1) ... Scored seven points with six rebounds at St. John's (3/4) ... Had six points against West Virginia in BIG EAST first round (3/8) ... Scored six points with five rebounds and four assists versus No. 23 Boston College in BIG EAST quarterfinal (3/9) ... Registered 10 points and handed out five assists with three steals against No. 1 Connecticut in the BIG EAST semifinals (3/10) ... Had six points, six rebounds and one block against

Gardin's Statistics

Year	G	GS	MP	FGM-Att	Pct.	3PTM-Att	Pct.	FTM-Att	Pct.	Reb.	Avg.	A	TO	Blk	ST	TP	Avg.
02-03	30	5	546	53-132	.402	0-0	.000	24-38	.632	96	3.2	52	59	20	24	130	4.3

Georgia Tech in the NCAA First Round (3/22) ... Scored 12 points at Purdue in NCAA Second Round (3/24).

High School: Averaged 18.4 points, 13.1 rebounds, 4.4 assists, 3.9 steals and 2.0 blocks for coach Jamie Smith at Freedom High School ... Named The

Associated Press North Carolina Girls Player of the Year ... Scored 25 points with 19 rebounds and six assists in leading her team to a 68-52 win over Lumberton in the Class 4A title game ... Championship game MVP ... Class 4A Northwestern Conference Player of the Year ... Led team to 2001

National AAU Junior Olympics title and was named MVP.

Odds & Ends: Kerri Gardin ... Born 5/19/84 in Burke County, N.C. ... Right-handed ... Daughter of Thelma Gardin ... A middle-hitter on the Freedom High volleyball team ... Major is undecided.





Carrie MASON

#24

5-7 • Sophomore • Guard
Seneca, Pa. • Cranberry H.S.

BIG EAST All-Rookie Team selection ... Named BIG EAST Conference Rookie of the Week (12/9) ... Can score off the dribble and pass ... Exceptional basketball IQ ... Led team in minutes played and assists and was second in field goal percentage ... Set school freshman record with 106 assists ... First on team in three-point field goal percentage ... Scored a career-high 24 points at Miami (1/28) ... Hit game-winning shot in NCAA First Round victory over Georgia Tech ... Named to the 2002-03 BIG EAST Academic All-star team.

2002-03: Had five points, including a three-pointer, with three assists and three steals in her collegiate debut against UNC Greensboro (11/29) ... Had 12 points, including two treys, at Florida International (11/29) ... Scored six points and handed out two assists in her first collegiate start versus Washington State (11/30) ... Scored 19 points with four rebounds and three assists against Virginia (12/3) ... Named Virginia Tech Dominion Virginia Power Classic Player of the Game ... Scored 16 points, including a key three-pointer late in regulation, with three assists and one steal in the win over James Madison (12/7) ... Had 11 points, including three treys, with six rebounds and four assists at Liberty (12/14) ... Scored eight points with six rebounds and four assists versus UT Martin (12/28) in the first round of the Lady Luck Classic ... Had ten points with five rebounds, two assists, two blocks and two steals against Duquesne (12/29) in the Lady Luck Classic championship game ... Scored 13 points, including three treys, and handed out three assists versus Radford (12/31) ... Had 22 points, including four treys, against Syracuse (1/4) ... Tallied seven points and handed out five assists at No. 22 Villanova (1/7) ... Scored 10 points and handed out four assists at No. 2 Connecticut (1/12) ... Led team with 17 points and six rebounds against Pittsburgh (1/15) ... Had 12 points with six rebounds and three assists at West Virginia (1/18) ... Scored 10 points with six assists versus Providence (2/1)

... Credited with six assists and scored 11 points at Seton Hall (2/4) ... Scored 11 points, including the game-winning three-point play with 13 seconds remaining, against Notre Dame (2/9) ... Had nine points and six assists versus Georgetown (2/12) ... Tallied 12 points with seven rebounds at No. 22 Boston College (2/16) ... Had eight points with three assists against No. 20 Villanova (2/22) ... Scored five points and handed out four assists at No. 20 Rutgers (2/26) ... Tallied five

Carrie's Career Highs

Points	24 at Miami, 1/28/03
FG Attempted	12 vs. Syracuse, 1/4/03
FG Made	6 (three times)
3PT FG Attempted	7 (two times)
3PT FG Made	4 vs. Syracuse, 1/4/03
FT Attempted	10 (two times)
FT Made	9 (two times)
Rebounds	6 (six times)
Assists	7 at St. John's, 3/4/03
Blocks	2 vs. Duquesne, 12/29/02
Steals	4 at Miami, 1/28/03



Mason's Statistics

Year	G	GS	MP	FGM-Att	Pct.	3PTM-Att	Pct.	FTM-Att	Pct.	Reb.	Avg.	A	TO	Blk	ST	TP	Avg.
02-03	32	30	1108	107-229	.467	42-103	.408	82-106	.774	108	3.4	106	101	4	26	338	10.6

points and handed out four assists against West Virginia (3/1) ... Scored 16 points, including three treys, with a career-high seven assists at St. John's (3/4) ... Had nine points with five assists against West Virginia in BIG EAST first round (3/8) ... Scored nine points versus No. 23 Boston College in BIG EAST quarterfinal (3/9) ... Tallied seven points against No. 1 Connecticut in the BIG EAST semifinals (3/10) ... Scored six points, including the winning shot with 1.1 seconds remaining, against Georgia Tech in the NCAA

First Round (3/22) ... Had seven points with three assists and three rebounds vs. Purdue (3/24).

High School: Averaged 25.8 points, 8.4 assists, 6.4 rebounds and 5.4 steals for coach Donald Hall at Cranberry High School ... Led team to a 24-6 season and an Elite 8 appearance in the state playoffs ... Team posted a 64-0 conference mark during her four years ... Led league in scoring and was named conference MVP four times ... Named District 10 Player of

the Year three times ... Holds school records for career assists (757) and steals (425) ... Holds school single-season record for assists (251) and steals (162) ... Scored 2,336 career points and shot 89 percent from the free throw line ... A McDonald's All-America nominee.

Odds and Ends: Carrie Mason ... Born 2/6/84 in Franklin, Pa. ... Right-handed ... Daughter of Brian and Nancy Mason ... Major is undecided.





Fran RECCHIA

#10

5-7 • r-Sophomore • Guard
Flower Mound, Texas • Marcus H.S.

Fran's Career Highs

Points 19 at Florida International, 11/29/02
 FG Attempted 15 vs. Syracuse, 1/4/03
 FG Made 7 at Florida International, 11/29/02
 3PT FG Attempted 12 vs. Syracuse, 1/4/03
 3PT FG Made 3 (four times)
 FT Attempted 5 vs. UNC Greensboro, 11/22/02
 FT Made 5 vs. UNC Greensboro, 11/22/02
 Rebounds 6 vs. UT Martin, 12/28/02
 Assists 4 (two times)
 Blocks 1 vs. UT Martin, 12/28/02
 Steals 3 vs. Washington State, 11/30/02

Has added depth at the point-guard position ... Also has a good three-point shot ... Good in the transition game ... Fifth in scoring and second on the team in three-point field goal percentage ... Named to the Herald/FIU Classic All-tournament team ... Named to the 2002-03 BIG EAST Academic All-star team.

2002-03: Had 18 points, including three treys, in 54-46 win over UNC Greensboro (11/22) ... Led team with a career-high 19 points, all in the second half, at Florida International (11/29) ... Scored ten points with three steals and two assists against Washington State (11/30) ... Had five points, including a key three-pointer late in regulation, versus James Madison (12/7) ... Scored eight points, including two treys, at Maryland (12/11) ... Talled 11 points, including two



Recchia's Statistics

Year	G	GS	MP	FGM-Att	Pct.	3PTM-Att	Pct.	FTM-Att	Pct.	Reb.	Avg.	A	TO	Blk	ST	TP	Avg.
01-02	3	0	17	3-4	.750	1-2	.500	1-2	.500	0	0.0	1	1	0	0	8	2.7
02-03	28	13	506	45-114	.395	27-76	.355	21-25	.840	46	1.6	31	38	1	15	138	4.9
Totals	31	13	523	48-118	.406	28-78	.359	22-27	.815	46	1.5	32	39	1	15	146	4.7

treys, at Liberty (12/14) ... Had three points with six rebounds, two assists, one steal and one block against UT Martin (12/28) in the first round of the Lady Luck Classic ... Scored nine points, including two treys, with five rebounds versus Duquesne (12/29) in the Lady Luck Classic championship game ... Had 11 points with three treys against Radford (12/31) ... Scored 15 points, including three treys, with four assists versus Syracuse (1/4) ... Had eight points in only 14 minutes against Georgetown (2/12) ... Scored five points versus No. 20 Villanova (2/22).

2000-01: Played in only three games due to injury ... Suffered a fracture to the third metacarpal in her left hand in a Dec. 10 practice and had the cast removed on Jan. 3 ... A stress fracture in her right foot was discovered shortly thereafter thus ending her season ... Scored eight points against Northwestern State (11/24).

High School: Averaged 15.8 points, 4.2 rebounds, 4.8 assists and 2.3 steals per game as a senior at Marcus ... Selected District 6-AAAAA Player of the Year ... Named to the Fort Worth Telegram "All Area" First team ... Set Marcus High School record with nine three-pointers in a game ... Set school mark with 32.0 percent career 3-point percentage and 82.0 career free throw percentage ... Named the team MVP her senior season and was selected to the Texas Association of Basketball Coaches (TABC) All-Region team ... Named to the All-Tournament teams at the Bishop Lynch, Arlington Classic and SWAAU Holiday tournaments.

Odds and Ends: Frances Townsend Recchia ... Born 9/13/83 in Clarkston, Michigan ... Right-handed ... Daughter of Paul and Jane Recchia ... Enrolled in physical education.





Britney #25 ANDERSON

**6-0 • Freshman • Forward
Blacksburg, Va. • Blacksburg H.S.**

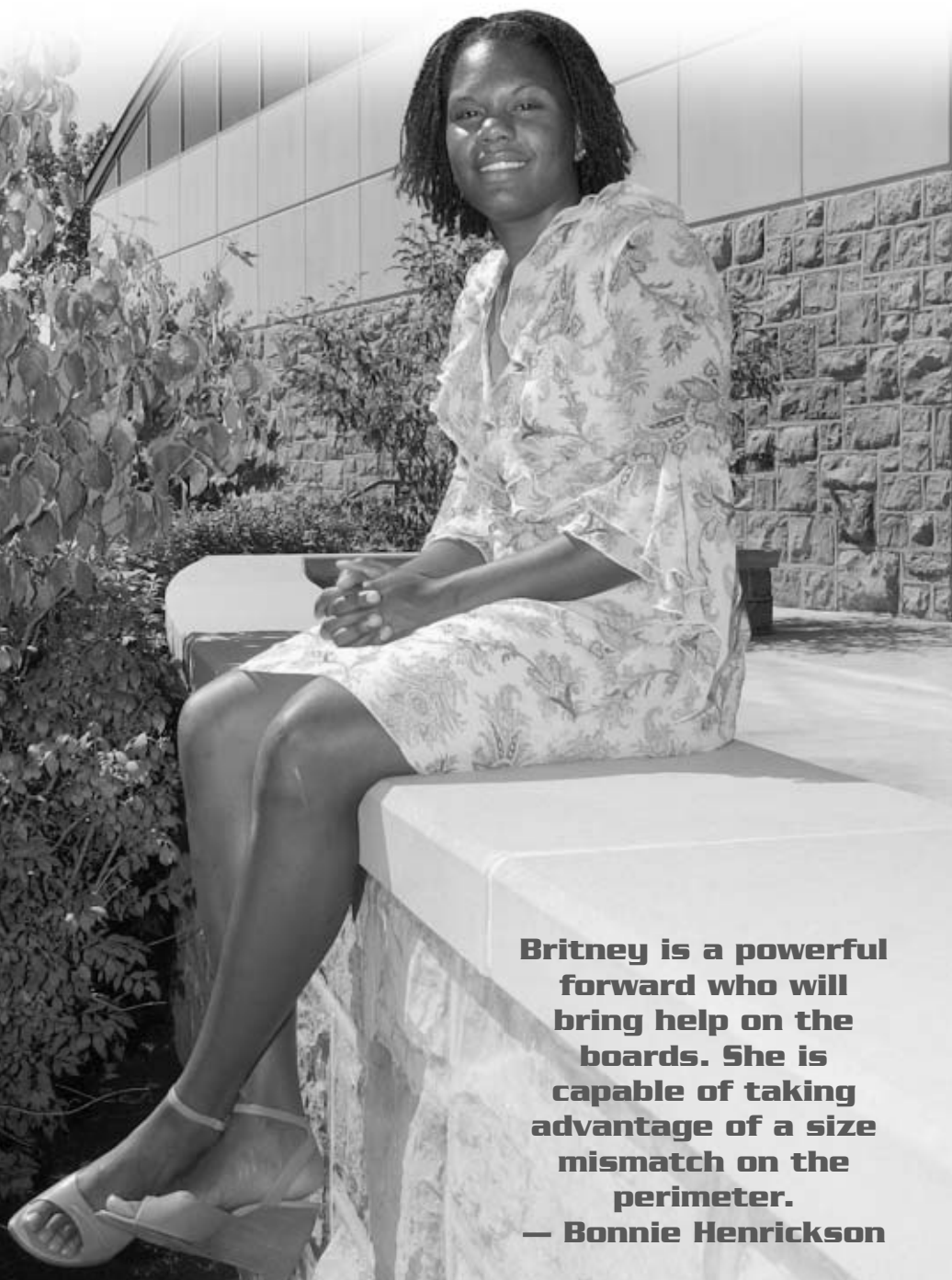
Has the ability to get to the rim and elevates very well ... Will help on the boards.

High School:

Averaged 18.4 points and 9.2 rebounds in leading Blacksburg High School to the Virginia AA Championship ... Named 2002 AA Virginia Player of the Year ... Selected as Miss Basketball in Virginia ... Named the 2001 Virginia AAA Player of the Year as a junior while playing at Meadowbrook High School in Richmond which advanced to the state semifinals.

Odds and Ends:

Britney Marie Anderson ... Born 10/26/84 in Takoma Park, Md. ... Right-handed ... Daughter of Francine and Leslie Anderson ... Enrolled in clothing and textiles.



Britney is a powerful forward who will bring help on the boards. She is capable of taking advantage of a size mismatch on the perimeter.

— Bonnie Henrickson



Kirby #5 COPELAND

**5-10 • Freshman • Guard
Morrow, Ga. • Morrow H.S.**


Tremendous athlete and one of the strongest freshmen to enter the program ... Good defender and passer ... Can attack off the dribble for a pass or shot.

High School:

Averaged 21.4 points and 9.2 rebounds as a junior at Morrow High School in leading the Lady Mustangs to the state playoffs. As a junior, she set the school single-season scoring record (605) and scored her 1,000th career point. Copeland was an All-State Honorable Mention and was a member of the All-Region 4-AAAA second team.

Odds and Ends:

Kirby Copeland ... Born 6/29/85 in Thomson, Ga. ... Right-handed ... Daughter of Nettie Jackson ... Enrolled in general engineering.



Kirby is a guard who can create off the dribble to a score or pass. She has the potential to help us with our perimeter defense.

— Bonnie Henrickson



Nare #11

DIAWARA

6-6 • Freshman • Center
Bamako, Mali • Chesire Academy (Connecticut)


Will provide a tremendous presence in the paint ... Has the ability to alter or block shots ... Can score with her back to the basket.

High School:

Averaged a triple-double with 24 points, 19 rebounds and 11 blocked shots per game ... Led Chesire (Conn.) Academy to a 19-3 record. The three losses occurred while Diawara was away from the team to participate in tournament for the Mali national team. In her final games of the season, she scored 45 and 47 points, respectively.

Odds and Ends:

Nare Diawara ... Born 1/22/83 in Bamako, Mali ... Right-handed ... Daughter of Lassana Diawara and Mariam Kouyate ... Brother, Lamine, plays professional basketball in Libya ... Enrolled in university studies.



Nare will bring additional size and shot blocking ability to the post position. She is a capable scorer facing the basket and with her back to the basket.
— Bonnie Henrickson



Rayna DuBOSE

**Columbia, Md.
Oakland Mills H.S.**

Rayna DuBose returns to the Hokies as she continues her remarkable recovery from a near-fatal illness in April, 2002. DuBose will primarily work with Tech's post players.

DuBose was hospitalized at Montgomery Regional Hospital with meningococcal meningitis on April 2, 2002, just over a week after the Hokies had completed the basketball season. This rare disease is a bacterial infection that leads to inflammation of fluids surrounding the brain and spinal cord. The next day she was airlifted in critical condition to the University of Virginia Medical Center where she would remain for the next 97 days. She spent three weeks in intensive care before being upgraded to fair condition.

In early May of 2002, she underwent a series of surgeries in which doctors amputated parts of all four limbs due to tissue damage caused by the infection. On July 8, DuBose was transferred to Good Samaritan Hospital, a Baltimore rehabilitation facility near her home in Columbia, Md. Soon after, she returned to

her home and began regular visits to the rehab facility where she later would be fitted for prosthesis for her arms and legs.

DuBose made her first visit back to Virginia Tech on Oct. 19, 2002 for the Hokies' homecoming football game against Rutgers. She returned to campus this past summer and worked at the women's basketball camps then enrolled for the fall semester.

Her amazing recovery has garnered national attention including features on HBO's Real Sports with Bryant Gumbel, CBS Sports' Final Four preview program and the CBS Early Show. In April, Rayna and her parents traveled to New Orleans, La., the site of the NCAA Men's Final Four, where she received the Most Courageous Award from the United States Basketball Writers Association.

2001-02: A 6-3 center, DuBose played in 13 games ... Never missed a collegiate free throw attempt (15-15) ... Scored in double figures four times ... Had 10 points in

collegiate debut against Northwestern State (11/24) in LSU Crawfish Classic ... Had 10 points and five rebounds at Radford (12/12) ... Tallied 10 points and seven rebounds in Lady Luck Classic against Gardner-Webb (12/28) ... Scored six points with six boards in Lady Luck Classic title game against Hampton (12/29) ... Tallied a career-high 13 points in only ten minutes against Vermont (3/20) in WNIT Quarterfinal.

High School: Averaged 15.5 points, 13.1 rebounds and 3.0 blocks her senior year for Coach Marcus Lewis at Oakland Mills H.S., in Columbia Md. ... Led the team in scoring and was the school's all-time leading scorer with 1,067 career points ... Was named one of the top 30 centers in the nation by *All-Star Girls Report*.

Odds and Ends: Rayna Lee DuBose ... Born 10/15/83 in Columbia, Md. ... Daughter of Andrea and Willie DuBose ... Major is undecided.



REVIEW

In 2002-2003, the Hokies had big wins over the likes of Boston College, Rutgers, Notre Dame and Virginia en route to earning a 22-10 record and advancing to the second round of the NCAA Tournament

GEORGIA
PURDUE

VIRGINIA TECH
WOMEN'S BASKETBALL
2003  2004



2002-2003 REVIEW

INSIDE THIS SECTION

02-03 Season in Review	92-94
02-03 Results	95
02-03 BIG EAST Standings	95
02-03 Statistics	96
Regular Season Recaps	97-105
BIG EAST Tournament Recaps	106
NCAA Tournament Recaps	107

02-03 REVIEW

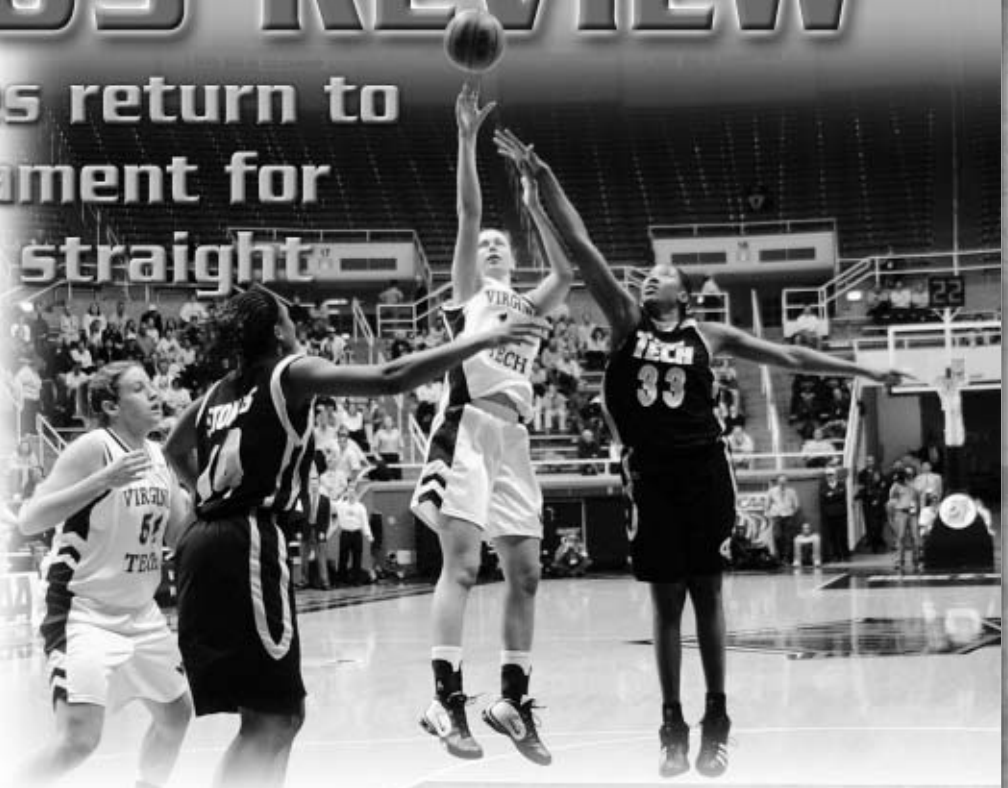
Young Hokies return to NCAA Tournament for Tech's sixth straight postseason appearance

Virginia Tech entered the 2002-03 season with the youngest squad in the Bonnie Henrickson era. A roster consisting of only two seniors, four juniors and six underclassmen left many questions to be answered at the start of the year. Who would fill the void left by four departed seniors: Sarah Hicks, Nicole Jones, Lisa Guarneri and Mollie Owings? Would the inexperienced team be able to handle the tough BIG EAST Conference schedule? Which member of the highly-touted freshman class would have the most impact?

Henrickson's sixth edition answered all questions on the way to a 22-10 record and the second round of the NCAA Tournament. The successful year marked the sixth consecutive 20-plus win season for the Hokies under Henrickson and the sixth straight postseason appearance.

The highlights were numerous as Ieva Kublina became the 15th member of the 1,000-point club and was named to the All-BIG EAST first team, while freshman Carrie Mason was the first women's player from Tech selected to the All-BIG EAST rookie team and set the Tech freshman assist record with 106. Other highlights included Mason leading the team in minutes played, the team playing a school-record four overtime games (winning three), a victory over arch-rival Virginia, wins against nationally-ranked Rutgers and Boston College and Mason's last second shot to defeat Georgia Tech in the first round of the NCAA Tournament.

The friendly confines of Cassell Coliseum continued to treat the Hokies well, as the squad posted a 13-1 home mark and Tech won its Lady Luck Classic for the fifth consecutive season. The team was 4-1 versus in-state opposition, improving the record against Virginia schools in the Henrickson era to 26-5 and 16-0 at home.



Ieva Kublina led Tech in scoring last season, and led the Hokies to an NCAA Tournament win over Georgia Tech at Purdue University in West Lafayette, Ind.

Tech opened the season at home against UNC Greensboro, a team the Hokies defeated in the first round of the 2002 WNIT. The Spartans led 44-40 with just over nine minutes remaining before Tech put together a 14-2 run to assume control and win 54-46. Redshirt freshman Fran Recchia, who missed most of the previous season due to injury, scored nine of the Hokies' final 14 points en route to a game-high 18 points.

The Hokies headed to the "Sunshine State" to participate in the Florida International/*Herald* Thanksgiving Classic in Miami. Foul trouble combined with hot shooting by the opposition, proved to be too much to overcome in a 79-70 first round loss to host FIU. Kublina picked up her second foul only five minutes into the game, and the Panthers shot 50 percent from the field in the win.

The consolation game of the FIU Classic saw Tech bounce back with a vengeance in a 72-50 romp over Washington State. The Hokies jumped out to a 39-21 halftime lead and never looked back in the victory. Freshman Dawn Chriss scored six points with eight rebounds, seven assists, two blocks and one steal off the Tech bench. Recchia was named to the all-tournament team.

The annual battle with Virginia took place in Cassell Coliseum and the Hokies controlled the game in the second half to cruise to a 72-56 win. Tech shot 51.2 percent from the field and 80.6 percent at the charity stripe, in addition to dominating the boards 37-21. Kublina had a game-high 25 points, nine rebounds and four blocks.

Erin Gibson had 22 points and 13 rebounds to lead the Hokies to a 77-73 overtime win at home against James Madison. Tech trailed 39-28 at the half but a furious second half rally tied the game at 68 at the end of regulation. The Hokies outscored the Dukes 9-5 in the extra session and hit big free throws in the final minute to seal the victory. Starling added 20 points, including a 12-of-14 performance at the charity stripe.

A second half comeback was again needed in Tech's next game at Maryland. The Terrapins led 51-46 with four minutes remaining when Recchia hit a layup which was followed by a Kublina trey to tie the game. Moments later, with Maryland leading 54-52, Recchia nailed a three-pointer to put the Hokies up to stay. Tech sealed the win by hitting its free throws in the final minute for a 60-57 victory.

A trip to Lynchburg, Va., for a battle with Liberty was next up for Tech and the game proved to be a tough one for the Hokies.

Tech made 7-of-8 free throws in the final minute to preserve a 53-50 victory. Two freshmen, Recchia and Mason, led the way with 11 points each, and the two combined to hit five three-point shots.

Old Dominion used a late first-half run and timely free throw shooting late in the game to claim a 63-49 win in Norfolk at the new Ted Constant Convocation Center. The Hokies shot only 33.9 percent from the field and 50 percent at the free throw line in the defeat. Chrystal Starling had 16 points while Kublina registered the 12th double-double of her career with 13 points and 12 rebounds to go along with three blocks.

Using a 15-0 run to start the second half, Tech defeated UT-Martin, 87-55, in the opening round of the Lady Luck Classic. Everyone on the roster played in the contest as the Tech bench scored 27 of the team's 39 second half points.

Gibson recorded a double-double as Tech won its fifth consecutive Lady Luck title with a 66-52 win over Duquesne. The sophomore from Galax, Va., scored 14 points with 10 rebounds and was named the tournament's most valuable player. She was joined on the all-tournament team by senior Emily Lipton.

New River Valley rival Radford came calling on the Cassell on New Year's Eve afternoon and there was no letdown for Gibson, as she tallied 24 points to lead the Hokies to a 78-56 win over the Highlanders. Tech led 31-24 at halftime and put the game away with a 23-5 run to open the second half.

The BIG EAST Conference schedule awaited Tech at the start of the new year, and the Hokies did not disappoint the 4,000-plus in attendance with a 73-63 win over Syracuse. Mason scored 22 points,

including four treys, followed by Gibson and Recchia with 16 and 15 points, respectively.

A second-half scoring drought, combined with Villanova's pressure free throw shooting in the final few minutes, and turnovers proved to be too much to overcome in a 62-60 road loss to the 22nd-ranked Wildcats. Villanova forced Tech into 24 turnovers and scored 13 of its final 15 points at the free throw line in the win. Freshman Kerri Gardin had her first collegiate double-double with 15 points and 10 rebounds in the defeat.

Virginia Tech saw a valiant effort come up short in a 69-57 loss at second-ranked and defending national champion Connecticut in front of 10,167 at Gampel Pavilion. A second half run drew the Hokies to within 53-47 with nine minutes remaining, but the Huskies responded with a 12-1 spurt of their own to preserve the win.

The Hokies returned to Blacksburg looking to snap a two-game slide against Pittsburgh. Rebounding proved to be the key in Tech's 61-53 win, as the Hokies held a 46-30 advantage on the boards and limited the Panthers to only 35.6 percent from the field. Kublina again was key with 16 points and 16 rebounds, followed by Mason with 17 points, six assists and two three-point field goals.

Tech's one-two inside punch of Kublina and Gibson proved to be too much in a 55-48 victory at West Virginia. Kublina recorded her second consecutive double-double with 18 points and 12 rebounds, while Gibson added 13 points and 10 rebounds.

Starling, second at Tech in career free throw field goal percentage, came through in the clutch in the Hokies' 66-64 overtime win over No. 23 Rutgers. She was fouled with 1.2 seconds remaining in overtime and the senior calmly drained both free throws for the victory. Starling led the team with 21 points, 16 of which came in the second half and overtime.

A season-high 31 turnovers and poor shooting led to the Hokies' demise in a 67-66 overtime loss at Miami. Tech trailed 54-47 with just under two minutes remaining in the second half but went on a 7-0 run to force the overtime. Mason sent the game into the extra period by hitting a three-point shot with seven seconds left in regulation. Tech again fell behind in overtime, but Davina Simmons pulled down a missed Hurricane free throw attempt with five seconds left only to have the ball stolen away at mid-court before she could get a shot off.

The Hokies improved their home record to 10-0 with an 80-56 win over Providence. Kublina, who became the 15th member of the 1,000-point club in the game, led four players in double figures with 25 points. Tech shot 51.8 percent from the field and connected on 20-of-25 free throws.



Erin Gibson helped the Hokies to a win over in-state rival Virginia.

Kublina connected on a career-high four three-point shots en route to a 24-point game to lead Tech to a 55-46 win at Seton Hall. The Hokies' defense was key in the win, limiting the Pirates to only 33 percent from the field for the game and 25 percent in the second half.

Mason converted a three-point play with 13 seconds remaining in the game to give Tech its first-ever victory over Notre Dame, 53-50. Once again, the Hokies won the game at the foul line, hitting 22-of-24 free throws. Kublina, who was 11-of-11 at the charity stripe, led the team with 21 points and seven blocks.

Virginia Tech jumped out to an early lead and never looked back in a 78-46 home win over Georgetown. The Hokies led 28-16 at the half and held the Hoyas to 21.6 percent from the field for the game.

Tech's next three games were against nationally-ranked opponents, with two of the contests on the road. The only thing colder than the frigid weather outside the Silvio O. Conte Forum was the Hokies' shooting in a 65-47 loss to 22nd-ranked Boston College. The 47 points was then a season low, as Tech shot only 35.7 percent from the field. The loss snapped a four-game winning streak.

Turnovers proved costly as the Hokies suffered their only home loss of the season, 71-61, to 20th-ranked Villanova. The Wildcats jumped out to a 17-6 lead by hitting six of their first seven shots and Tech could get no closer than six points for the remainder of the contest. Kublina dominated on the inside with 23 points and a career-high 17 rebounds.

The losing streak extended to three games as the Hokies suffered a 67-43 defeat at 20th-ranked Rutgers. Kublina and Starling led Tech with nine points each, while Gibson had seven rebounds and three blocks.

A return to Cassell Coliseum was just what the doctor ordered as Tech snapped the three-game skid with a 76-64 win over West Virginia on Senior Day. Kublina and Starling again showed the way with 18 points each as Tech shot 50 percent from the field.

Tech traveled to Jamaica, N.Y., for the regular season finale at St. John's, and the Red Storm played the Hokies tough in the first half, battling their way to a 26-26 tie at intermission. Tech turned up the pressure defensively and opened the second half on a 20-6 run to take control of the contest. Starling, who was battling the flu, tallied 20 points, followed by Mason and Kublina with 16 and 14 points, respectively.

Tech entered the BIG EAST Championship tournament in Piscataway, N.J., as the fifth seed and faced West Virginia for the third time in the season and second time within a week. The Hokies dominated the first half and held a

commanding 38-21 halftime advantage before the Mountaineers staged a furious comeback, closing to within 51-48 with just under eight minutes left in the game. Tech managed to seal the 66-60 victory behind Starling, who sat out most of the first half due to the flu, and freshman Dawn Chriss. The duo scored Tech's next 11 points and the Hokies sealed the win at the free-throw line.

The Hokies used long-range shooting to pull off a 74-70 overtime victory against 23rd-ranked Boston College in the BIG EAST quarterfinals. After forcing the extra period with some clutch free throw shooting, Tech nailed three treys in the extra session to seal the win. Kublina registered 20 points, including two three-point baskets, while Starling added 18 and Chriss chipped in with 14 points.

Tech fought valiantly in the semifinals and led eventual national champion Connecticut 25-18 with eight minutes left in the first half. However, the Huskies put together a 13-4 run to lead 31-29 at the break and sealed the win with a 29-11 spurt early in the second half.

The successful regular season and tournament results were rewarded as the Hokies received an at-large bid to the NCAA Tournament. Tech traveled to West Lafayette, Ind., to face Georgia Tech in the first round. Mason hit a running layup with 1.1 seconds remaining to give the Hokies a 61-59 victory.

Another successful season came to a close as Tech lost 80-62 at Purdue in the second round. The Boilermakers shot 49 percent from the field and were 8-of-11 on three-point attempts. Tech shot even better from the field, hitting 54.9 percent and 4-of-6 on treys, but suffered 20 turnovers and was outscored 18-2 at the free throw line.

A sixth consecutive postseason appearance and six straight 20-win seasons have placed the Virginia Tech women's basketball program on a solid foundation for the future. With the return of All-BIG EAST performer Ieva Kublina, freshman sensation Carrie Mason and a strong supporting cast which has gained a year of collegiate experience, Tech looks for another successful season and a return to the NCAA Tournament.



Chrystal Starling played a big part in the Hokies' success last season.

02-03 RESULTS

RECORD:	OVERALL	HOME	AWAY	NEUTRAL
ALL GAMES	22-10	13-1	5-8	4-1
CONFERENCE	10-6	7-1	3-5	0-0
NON-CONFERENCE	12-4	6-0	2-3	4-1

DATE	TIME	OPPONENT	W/L	SCORE	ATTEND	HIGH POINTS	HIGH REBOUNDS
11/22/02	7:00 p.m.	UNC GREENSBORO	W	54-46	2337	(18) RECCHIA, Fran	(6) KUBLINA, Ieva
11/29/02	5:00 p.m. \$	at Florida International	L	70-79	684	(19) RECCHIA, Fran	(4) GIBSON, Erin (4) STARLING, Chrystal
11/30/02	7:00 p.m. \$	vs. Washington State	W	72-50	703	(16) GIBSON, Erin	(9) GIBSON, Erin
12/3/02	7:00 p.m.	VIRGINIA	W	72-56	3341	(25) KUBLINA, Ieva	(9) KUBLINA, Ieva
12/7/02	7:00 p.m.	JAMES MADISON	W	77-73 OT	2210	(22) GIBSON, Erin	(13) GIBSON, Erin
12/11/02	7:00 p.m.	at Maryland	W	60-57	1137	(17) KUBLINA, Ieva	(7) SIMMONS, Davina
12/14/02	Noon	at Liberty	W	53-50	4121	(11) RECCHIA, Fran (11) MASON, Carrie	(8) KUBLINA, Ieva
12/21/02	2:00 p.m.	at Old Dominion	L	49-63	5486	(16) STARLING, Chrystal	(12) KUBLINA, Ieva
12/28/02	3:00 p.m. &	TENNESSEE-MARTIN	W	87-55	1909	(17) KUBLINA, Ieva	(8) GARDIN, Kerri
12/29/02	3:00 p.m. &	DUQUESNE	W	66-52	1906	(14) GIBSON, Erin	(10) GIBSON, Erin
12/31/02	2:00 p.m.	RADFORD	W	78-56	2834	(24) GIBSON, Erin	(10) KUBLINA, Ieva
1/04/03	7:00 p.m. *	SYRACUSE	W	73-63	4476	(22) MASON, Carrie	(9) GIBSON, Erin (9) SIMMONS, Davian
1/07/03	7:30 p.m. *	at # 22 Villanova	L	60-62	1373	(17) GIBSON, Erin	(10) KUBLINA, Ieva (10) GARDIN, Kerri
1/12/03	2:00 p.m. *	at #2 Connecticut	L	57-69	10,167	(16) KUBLINA, Ieva	(7) GIBSON, Erin
1/15/03	7:00 p.m. *	PITTSBURGH	W	61-53	2138	(17) MASON, Carrie	(16) KUBLINA, Ieva
1/18/03	Noon *	at West Virginia	W	55-48	1280	(18) KUBLINA, Ieva	(13) GIBSON, Erin
1/22/03	7:00 p.m. *	RUTGERS	W	66-64 OT	2110	(21) STARLING, Chrystal	(10) GIBSON, Erin
1/28/03	7:00 p.m. *	at Miami	L	66-67 OT	728	(24) MASON, Carrie	(14) GIBSON, Erin
2/1/03	2 p.m. *	PROVIDENCE	W	80-56	2704	(25) KUBLINA, Ieva	(7) KUBLINA, Ieva (7) GIBSON, Erin
2/4/03	7:00 p.m. *	at Seton Hall	W	55-46	593	(24) KUBLINA, Ieva	(6) KUBLINA, Ieva (6) SIMMONS, Davina
2/9/03	2:00 p.m. *	NOTRE DAME	W	53-50	4854	(21) KUBLINA, Ieva	(9) STARLING, Chrystal (7) KUBLINA, Ieva
2/12/03	7:00 p.m. *	GEORGETOWN	W	78-46	2110	(16) KUBLINA, IEVA	(7) KUBLINA, Ieva
2/16/03	Noon *	at #22/25 Boston College	L	47-65	2917	(14) STARLING, Chrystal	(7) MASON, Carrie
02/22/03	7:00 p.m. *	#20 VILLANOVA	L	61-71	2581	(23) KUBLINA, Ieva	(17) KUBLINA, Ieva
2/26/03	7:30 p.m. *	at #20 Rutgers	L	43-67	2073	(9) KUBLINA, Ieva	(7) GIBSON, Erin
3/1/03	4:00 p.m. *	WEST VIRGINIA	W	76-64	3408	(18) KUBLINA, Ieva	(9) KUBLINA, Ieva
3/4/03	7:30 p.m. *	at St. John's	W	69-53	644	(20) STARLING, Chrystal	(7) GIBSON, Erin
3/08/03	Noon #	vs. West Virginia	W	66-60	3719	(14) KUBLINA, Ieva	(12) GIBSON, Erin
3/9/03	Noon #	vs. #23/24 Boston College	W	74-70 OT	5695	(20) KUBLINA, Ieva	(11) KUBLINA, Ieva
3/10/03	6:00 pm #	vs. #1 Connecticut	L	54-71	3698	(16) KUBLINA, Ieva	(9) KUBLINA, Ieva
3/22/03	11:14 a.m. %	vs. Georgia Tech	W	61-59	2500	(18) KUBLINA, Ieva	(6) KUBLINA, Ieva
3/24/02	7:00 p.m. %	at #10 Purdue	L	62-80	4909	(16) STARLING, Chrystal	(7) GIBSON, Erin

* = Conference game
 \$ = Florida International Thanksgiving Classic in Miami, Fla.
 & = Lady Luck Classic in Blacksburg, Va.
 # = BIG EAST Conference Tournament in Piscataway, N.J.
 %= NCAA East Regional in West Lafayette, Ind.

ATTENDANCE	GAMES	TOTALS	AVG/GAME
HOME	14	38918	2780
AWAY	13	52427	4033
NEUTRAL	5	16315	3263
TOTAL	32	107660	3364

2002-2003 BIG EAST Results

	League Games					All Games		
	W	L	Pct.	H	A	W	L	Pct.
Connecticut	16	0	1.000	8-0	8-0	37	1	.974
Rutgers	13	3	.813	7-1	6-2	21	8	.724
Villanova	12	4	.750	6-2	6-2	28	6	.824
Boston College	12	4	.750	5-3	7-1	22	9	.710
Virginia Tech	10	6	.625	7-1	3-5	22	10	.688
Notre Dame	10	6	.625	5-3	5-3	21	11	.656
Miami	8	8	.500	4-4	4-4	18	13	.581
Seton Hall	7	9	.438	3-5	4-4	14	15	.483
Georgetown	6	10	.375	3-5	3-5	15	14	.517
Syracuse	5	11	.313	2-6	3-5	10	18	.357
Pittsburgh	4	12	.250	2-6	2-6	12	16	.429
West Virginia	4	12	.250	4-4	0-8	15	13	.536
Providence	3	13	.188	3-5	0-8	9	18	.333
St. John's	2	14	.125	0-8	2-6	8	19	.296

02-03 STATISTICS

#	Player	GP	GS	Min	Avg	TOTAL			3-PTS			REBOUNDS			PF	FO	A	TO	Blk	Stl	Pts	Avg					
						FG	FGA	Pct	3FG	FGA	Pct	FT	FTA	Pct									Off	Def	Tot	Avg	
14	KUBLINA, Ieva	32	32	1046	33.7	173	383	.452	23	65	.354	112	140	.800	78	160	238	7.4	93	4	44	81	62	30	481	15.0	
		16	16	528	33.6	86	193	.446	10	31	.323	71	85	.835	40	85	125	7.8	44	3	16	43	28	16	253	15.8	
22	STARLING, Chrystal	27	16	730	27.0	103	263	.392	15	63	.238	88	102	.863	39	66	105	3.9	64	2	45	78	2	25	309	11.4	
		15	9	406	27.1	61	147	.415	7	35	.200	35	41	.854	22	36	58	3.9	36	2	18	40	1	16	164	10.9	
24	MASON, Carrie	32	30	1108	34.6	107	229	.467	42	103	.408	82	106	.774	15	93	108	3.4	34	0	106	101	4	26	338	10.6	
		16	16	595	37.2	57	131	.435	23	58	.397	53	66	.803	10	49	59	3.7	20	0	63	52	1	12	190	11.9	
54	GIBSON, Erin	31	30	916	29.5	118	249	.474	0	1	.000	64	126	.508	84	132	216	7.0	91	3	30	66	29	28	300	9.7	
		16	15	462	28.9	55	130	.423	0	1	.000	31	59	.525	43	76	119	7.4	49	2	14	40	12	17	141	8.8	
10	RECCHIA, Fran	28	13	506	18.1	45	114	.395	27	76	.355	21	25	.840	13	33	46	1.6	31	1	32	38	1	15	138	4.9	
		15	2	209	13.9	14	46	.304	8	32	.250	8	11	.727	4	12	16	1.1	16	1	18	21	0	6	44	2.9	
32	GARDIN, Kerri	30	5	546	18.2	53	132	.402	0	0	.000	24	38	.632	33	63	96	3.2	42	0	52	59	20	24	130	4.3	
		16	5	330	20.6	27	75	.360	0	0	.000	15	23	.652	17	41	58	3.6	27	0	27	30	12	13	69	4.3	
42	SIMMONS, Davina	30	1	382	12.7	36	81	.444	0	3	.000	23	29	.793	40	38	78	2.6	39	0	7	22	5	18	95	3.2	
		16	1	228	14.3	20	44	.455	0	1	.000	13	15	.867	27	24	51	3.2	25	0	2	12	1	13	53	3.3	
23	CHRISS, Dawn	25	0	235	9.4	28	54	.519	0	0	.000	23	32	.719	17	27	44	1.8	22	1	21	17	3	14	79	3.2	
		10	0	65	6.5	6	13	.462	0	0	.000	11	16	.688	7	5	12	1.2	4	0	4	3	0	4	23	2.3	
20	LIPTON, Emily	32	32	706	22.1	35	89	.393	11	40	.275	11	19	.579	6	39	45	1.4	40	0	83	60	1	25	92	2.9	
		16	16	342	21.4	16	37	.432	5	18	.278	6	11	.545	4	18	22	1.4	21	0	32	37	0	9	43	2.7	
13	GRIESSER, Maggie	7	0	41	5.9	6	23	.261	6	20	.300	0	1	.000	1	5	6	0.9	1	0	1	5	0	1	18	2.6	
		2	0	4	2.0	0	2	.000	0	0	.000	0	0	.000	0	0	0	0.0	0	0	0	0	0	0	0	0.0	
45	FINNERTY, Meghan	23	0	186	8.1	21	43	.488	0	0	.000	12	24	.500	9	27	36	1.6	29	1	3	15	0	5	54	2.3	
		10	0	60	6.0	7	19	.368	0	0	.000	4	10	.400	5	8	13	1.3	12	0	1	9	0	3	18	1.8	
34	LINGENFELDER, A.	6	0	33	5.5	4	8	.500	1	3	.333	0	0	.000	0	1	1	0.2	1	0	2	0	0	1	9	1.5	
		2	0	4	2.0	0	0	.000	0	0	.000	0	0	.000	0	0	0	0.0	0	0	0	0	0	0	0	0.0	
21	FOWLER, Brandy	10	1	65	6.5	5	9	.556	0	0	.000	2	3	.667	5	13	18	1.8	12	0	2	10	2	2	12	1.2	
		3	0	7	2.3	1	2	.500	0	0	.000	0	0	.000	0	0	0	0.0	3	0	0	0	0	0	2	0.7	
TEAM REBOUNDS																59	65	124	3.9	0					14		
Conference-Only																33	33	66	4.1	0					5		
Virginia Tech		32					734	1677	.438	125	374	.334	462	645	.716	399	762	1161	36.3	499	13	428	566	129	214	2055	64.2
Conference-Only		16					350	839	.417	53	178	.298	247	337	.733	212	387	599	37.4	257	8	195	292	55	109	1000	62.5
Opponents		32					716	1773	.404	126	352	.358	363	542	.670	373	647	1020	31.9	589	-	368	492	108	272	1921	60.0
Conference-Only		16					346	862	.401	51	172	.297	201	294	.684	169	329	498	31.1	303	9	169	245	64	144	944	59.0

SCORE BY PERIODS:	1st	2nd	OT	Total
Virginia Tech	878	1128	49	2055
Opponents	858	1023	40	1921

DEADBALL REBOUNDS:	OFF	DEF	TOTAL
Virginia Tech	72	11	83
Opponents	90	8	98

The 2002-2003 Hokies went 22-10 and advanced to the second round of the NCAA Tournament.



Game One

Virginia Tech 54, UNCG 46

BLACKSBURG, Va. (11/22/02) — Redshirt freshman Fran Recchia scored a game-high 18 points, including three treys, as the Virginia Tech women's basketball team defeated UNC Greensboro, 54-46, in the season opener Friday in Cassell Coliseum.

The Hokies overcame a 44-40 deficit by putting together a 14-2 run over the final 9:07 for the victory. Recchia scored nine of the Hokies final 14 points in the win.

Trailing by four, Recchia started the Tech comeback on jumper, then nailed a three-pointer on the Hokies' next possession to put Tech ahead to stay, 45-44. Following a jumper by freshman Carrie Mason and two free throws by Emily Lipton, Recchia hit a layup to give the Hokies a 51-44 lead.

Tech suddenly went cold from the free throw line and missed three of its next four free throws and a Kellen Law jumper drew UNCG to within 52-46 with 44 seconds remaining in the game. Recchia sealed the victory by nailing two free throws with only 22 seconds left.

Both teams shot poorly in the game, with Virginia Tech hitting 38.6 percent from the field and UNC Greensboro connecting on only 38 percent of their shots. Ball handling errors also plagued both squads as they combined for 35 turnovers.

Kublina joined Recchia in double figures with 15 points. She also notched six rebounds and two blocked shots. Jacinda Lambert scored 13 points for the Spartans, while Law added 10 points.

Virginia Tech 54, UNC Greensboro 46
Nov. 22, 2002; Cassell Coliseum

UNCG (46)	MP	FG	FT	R	A	PF	TP
Lambert	34	6-12	0-0	4	2	3	13
Hart	31	3-10	1-5	10	0	3	7
Reed	9	1-1	0-0	1	0	0	2
Murray	27	4-12	0-0	4	1	3	9
Eaton	30	2-4	0-0	0	2	2	5
Jackson	2	0-1	0-0	0	0	1	0
Honeycutt	8	0-1	0-0	1	0	0	0
Britt	18	0-2	0-0	2	2	1	0
Current	3	0-0	0-0	0	0	0	0
Blair	10	0-1	0-0	1	0	3	0
Law	28	3-6	4-4	6	0	3	10
Team				6			
Totals	200	19-50	5-9	35	7	19	46
VT (54)	MP	FG	FT	R	A	PF	TP
Fowler	6	0-1	0-0	2	0	2	0
Kublina	37	5-15	4-8	6	2	2	15
Recchia	30	5-10	5-5	0	1	0	18
Lipton	27	2-4	3-5	1	2	0	7
Starling	23	1-6	2-2	4	3	1	4
Chriss	8	0-0	0-0	3	1	1	0
Mason	33	2-5	0-1	4	3	2	5
Simmons	17	0-1	1-3	4	0	1	1
Finnerty	19	2-2	0-1	2	0	3	4
Team				4			
Totals	200	17-44	15-25	30	12	12	54
UNC Greensboro		24	22	—	—	—	46
Virginia Tech		25	29	—	—	—	54

PERCENTAGES:
 UNCG FG% 38.0 3PT% 42.9 FT% 55.6
 VT FG% 38.6 3PT% 29.4 FT% 60.0

3-POINTERS - UNCG 3 (Lambert, Murray, Eaton); VT 5 (Recchia 3, Kublina, Mason)
BLOCKED SHOTS - UNCG 2 (Murray, Law); VT 4 (Kublina 2, Chriss, Simmons)
STEALS - UNCG 5 (Lambert 3, Jackson, Britt); VT 10 (Lipton 4, Mason 3, Simmons 2, Recchia)
TURNOVERS - UNCG 20 (Lambert 4, Eaton 4, Britt 3, Hart 2, Murray 2, Law 2, Reed, Honeycutt, Team); VT 15 (Starling 3, Kublina 2, Recchia 2, Lipton 2, Chriss 2, Fowler, Mason, Simmons, Team)
TECHNICAL FOULS - None
OFFICIALS: Dave Stewart, Bruce Morris, John Jones
ATTENDANCE: 2,337

Game Two

Florida International 79, Virginia Tech 70

MIAMI, Fla. (11/29/02) — Foul trouble combined with hot shooting by the opposition proved to be too much to overcome Friday night as the Virginia Tech women's basketball team dropped its first game of the year, 79-70, at Florida International in the first round of the Herald/FIU Thanksgiving Classic. The Hokies will face Washington State in Saturday's consolation game at 7 p.m.

Tech trailed 6-2 only five minutes in when Ieva Kublina went to the bench for the remainder of the half with her second personal foul. The Hokies fell behind by as many as nine points and trailed 29-22 at intermission.

The young Hokies opened the second half on a 13-4 run to take their only lead of the night 35-33 with 15:56 remaining in the game. The Golden Panthers responded with a 15-2 outburst of their own to regain control of the game at 48-37 with less than ten minutes left in the game. Tech would get no closer than six points the rest of the way as FIU connected on 18-of-23 free throws in the second half to seal the win.

Tech was led by redshirt freshman Fran Recchia for the second consecutive game. Recchia scored a career-high 19 points, all in the second half, followed by Chrystal Starling with 15 and Carrie Mason with 12.

The Hokies shot 45.5 percent (25-55) despite opening the game by making only one of its first 13 field goal attempts. Florida International (2-1) shot 50 (27-54) percent from the field and 80 percent (20-25) from the free-throw line.

Florida International 79, Virginia Tech 70
Nov. 29, 2002; Golden Panther Arena
Herald/FIU Thanksgiving Classic First Round

VT (70)	MP	FG	FT	R	A	PF	TP
Starling	27	4-11	6-6	4	0	3	15
Gibson	26	1-4	3-6	4	1	5	5
Kublina	22	3-11	2-2	4	1	4	8
Recchia	32	7-10	0-0	4	2	4	19
Lipton	25	2-5	0-0	0	3	2	5
Griesser	2	0-0	0-1	0	0	0	0
Fowler	16	1-2	0-0	4	1	1	2
Chriss	3	0-1	0-0	1	0	0	0
Mason	23	5-6	0-0	1	1	2	12
Gardin	7	0-1	0-0	0	0	0	0
Simmons	13	1-2	0-0	1	0	1	2
Finnerty	4	1-2	0-0	0	0	1	2
Team				2			
Totals	200	25-55	11-15	25	9	23	70
FIU (79)	MP	FG	FT	R	A	PF	TP
Shaffer	34	4-7	0-0	1	2	0	11
Cotton	29	5-12	5-6	7	0	3	15
Cinite	30	7-9	4-4	10	1	3	19
Heller	31	3-6	3-4	3	3	0	10
Vrancheva	34	2-7	6-8	3	10	2	10
Smith	4	0-1	0-0	1	0	2	0
Tomova	27	2-5	0-0	6	2	2	4
Mesa	10	4-6	2-3	0	1	2	10
Bouderra	1	0-1	0-0	0	0	1	0
Team				4			
Totals	200	27-54	20-25	35	19	15	79
Virginia Tech		22	46	—	—	—	70
Florida International		29	50	—	—	—	79

PERCENTAGES:
 VT FG% 45.5 3PT% 50.0 FT% 73.3
 FIU FG% 50.0 3PT% 55.6 FT% 80.0

3-POINTERS - VT 7 (Recchia 3, Mason 2, Starling, Lipton); FIU 5 (Shaffer 3, Cinite, Heller)
BLOCKED SHOTS - VT 4 (Gibson 3, Fowler); FIU 3 (Shaffer 2, Cotton)
STEALS - VT 8 (Starling 2, Kublina 2, Recchia 2, Mason, Simmons); FIU 7 (Heller 4, Cinite 2, Vrancheva)
TURNOVERS - VT 15 (Mason 5, Starling 4, Gibson 2, Lipton, Fowler, Chriss, Team); FIU 16 (Vrancheva 6, Shaffer 2, Cotton 2, Heller 2, Tomova, Mesa, Bouderra, Team)
TECHNICAL FOULS - None
OFFICIALS: Leslie Claybrook, Julie May, Luis Gonzalez
ATTENDANCE: 684

Game Three

Virginia Tech 72, Washington State 50

MIAMI, Fla. (11/30/02) — Virginia Tech bounced back to dominate Washington State, 72-50, in the consolation game of the Herald/FIU Thanksgiving Classic hosted by Florida International University.

Tech had dropped a 79-70 decision to Florida International Friday night in the first round when poor defense and a lack of rebounding led to the defeat. The story was much different Saturday as the Hokies held Washington State to 37 percent from the field and forced 21 turnovers in the victory.

Erin Gibson led Tech with 16 points and nine rebounds followed by Ieva Kublina with 14. Fran Recchia added 10 points. Recchia, who scored a career-high 19 points against FIU, scored all of her points in the first half versus the Cougars and was named to the all-tournament team.

The Hokies led 18-14 midway through the first half before outscoring Washington State 21-7 for the remainder of the half. Tech opened the second half with a 20-8 run to build its largest lead at 59-29 with 11 minutes remaining and were never challenged the rest of the way.

Several freshmen saw action in the contest led by Dawn Chriss with six points, eight rebounds, seven assists, two blocks and one steal. Carrie Mason, Davina Simmons and Brandy Fowler each had six points.

Virginia Tech 72, Washington State 50
Nov. 30, 2002; Golden Panther Arena
Herald/FIU Thanksgiving Classic Consolation

WSU (50)	MP	FG	FT	R	A	PF	TP
McCall	25	4-8	2-2	5	1	5	10
Fields	29	3-7	5-6	7	0	4	11
Perry	29	3-11	1-2	3	3	1	7
Barrett	27	2-5	0-0	0	1	3	5
Egeland	32	3-7	0-0	3	0	4	6
Justice	26	3-12	0-4	5	0	1	6
Joneby	14	0-1	0-0	1	1	2	0
Dugan	6	1-1	0-0	1	0	0	3
Clevenger	12	1-2	0-0	2	0	3	2
Team				5			
Totals	200	20-54	8-14	32	6	23	50
VT (72)	MP	FG	FT	R	A	PF	TP
Gibson	21	4-8	8-12	9	0	0	16
Kublina	18	7-9	0-0	4	1	2	14
Recchia	25	3-7	2-2	0	2	4	10
Lipton	20	0-2	0-1	1	2	1	0
Mason	26	2-5	2-2	2	2	1	6
Griesser	11	0-4	0-0	1	1	1	0
Fowler	11	2-3	2-3	4	0	3	6
Chriss	19	3-7	0-0	8	7	2	6
Gardin	10	0-2	2-2	1	0	2	2
Lingenfelder	9	2-3	0-0	1	0	0	5
Simmons	18	2-4	2-3	4	1	0	6
Finnerty	12	0-2	1-2	2	0	5	1
Team				5			
Totals	200	25-56	19-27	42	16	21	72
Washington State		21	29	—	—	—	50
Virginia Tech		39	33	—	—	—	72

PERCENTAGES:
 WSU FG% 37.0 3PT% 25.0 FT% 57.1
 VT FG% 44.6 3PT% 21.4 FT% 70.4

3-POINTERS - WSU 2 (Barrett, Dugan); VT 3 (Recchia 2, Lingenfelder)
BLOCKED SHOTS - WSU 1 (Fields); VT 7 (Gibson 2, Chriss 2, Fowler, Gardin, Simmons)
STEALS - WSU 9 (McCall 2, Barrett 2, Justice 2, Fields, Dugan, Clevenger); VT 12 (Recchia 3, Kublina 2, Gibson, Lipton, Griesser, Chriss, Gardin, Lingenfelder, Finnerty)
TURNOVERS - WSU 21 (Justice 6, Perry 4, McCall 2, Fields 2, Barrett 2, Egeland 2, Joneby, Clevenger, Team); VT 18 (Mason 5, Fowler 3, Recchia 2, Lipton 2, Gardin 2, Finnerty 2, Kublina, Chriss)
TECHNICAL FOULS - None
OFFICIALS: Doug Williams, Leslie Claybrook, Tony Brown
ATTENDANCE: 703

Game Four

Virginia Tech 72, Virginia 56

BLACKSBURG, Va. (12/3/02) — Despite a slow start, the Virginia Tech women's hoops team put together a great all-around basketball game to overcome the Virginia Cavaliers 72-56 in the Dominion Virginia Power Classic.

Freshman Carrie Mason won the Dominion Power Player of the Game award for the Hokies. Mason had a career-high 19 points to go along with four rebounds, three assists and two steals. She played all 20 minutes of the second half and was also 9-of-10 from the free-throw line, many of those coming down the stretch to extend Tech's margin of victory.

Ieva Kublina also had a big game, scoring a season-high 25 points and collecting 9 rebounds. The 6-foot-4 junior also had four blocks and two steals in 36 minutes. Senior Chrystal Starling joined Mason and Kublina in double figures with 10, to go along with seven rebounds and six assists.

Tech dominated the Cavaliers on the glass 37-21. The Hokies also shot the ball uncharacteristically well from the free throw line, going 25-for-31 (80.6 percent) for the game and 22-of-26 in the second half. Entering the game, the Hokies had been outrebounded by two on the season and were shooting just 67.2 percent from the charity stripe.

The Hokies took a 32-26 lead into the locker room at halftime behind the strength of Kublina's 17 first-half points and their 52 percent shooting effort in the frame. The Cavaliers were able to stay close by knocking down 4-of-8 3-point attempts, compared to Tech's 1-for-6 total from downtown.

Virginia Tech 72, Virginia 56
Dec. 3, 2002; Cassell Coliseum
Dominion Virginia Power Classic

UVa (56)	MP	FG	FT	R	A	PF	TP
Prillaman	32	4-6	1-2	6	1	2	12
Crosswhite	31	1-5	0-0	3	2	4	3
Teamer	20	2-7	4-7	1	0	3	8
Graham	29	5-11	1-2	3	2	5	12
Blue	27	2-5	1-4	2	2	2	6
Dickson	19	3-9	5-5	3	0	1	11
Chatman	4	0-0	0-0	0	0	0	0
Sahin	6	0-1	0-0	0	1	1	0
Jaeger	1	0-0	0-0	0	1	1	0
Grant-Fairley	15	1-2	0-0	0	0	4	2
Logan-Friend	10	0-2	0-1	0	0	1	0
O'Reggio	6	1-1	0-0	1	0	1	2
Team				2			
Totals	200	19-49	12-21	21	9	25	56

VT (72)	MP	FG	FT	R	A	PF	TP
Kublina	37	9-14	7-7	9	0	4	25
Mason	36	4-5	9-10	4	3	0	19
Gibson	33	2-4	3-6	3	0	4	7
Recchia	16	0-2	0-0	5	0	2	0
Lipton	11	0-2	0-0	1	1	2	0
Starling	32	3-10	3-3	7	6	4	10
Chriss	24	4-6	0-1	4	2	2	8
Simmons	4	0-0	2-2	1	0	0	2
Finnerty	7	0-0	1-2	1	0	1	1
Team				2			
Totals	200	22-43	25-31	37	12	19	72

Virginia	26	30	—	56
Virginia Tech	32	40	—	72

PERCENTAGES:

UVa	FG%	38.8	3PT%	40.0	FT%	57.1
VT	FG%	51.2	3PT%	30.0	FT%	80.6

3-POINTERS - UVa 6 (Prillaman 3, Crosswhite, Graham, Blue); VT 3 (Mason 2, Starling)

BLOCKED SHOTS - UVa 1 (Chatman); VT 4 (Kublina 4)

STEALS - UVa 8 (Blue 3, Logan-Friend 2, Teamer, Graham, Dickson); VT 9 (Kublina 2, Mason 2, Starling 2, Chriss 2, Gibson)

TURNOVERS - UVa 17 (Graham 4, Teamer 3, Crosswhite 2, Blue 2, Dickson 2, O'Reggio 2, Prillaman, Sahin); VT 21 (Kublina 6, Starling 4, Mason 3, Lipton 2, Simmons 2, Gibson, Recchia, Chriss, Finnerty)

TECHNICAL FOULS - None

OFFICIALS: June Courteau, Dee Kantner, John Almarode

ATTENDANCE: 3,341

Game Five

Virginia Tech 77, James Madison 73 (OT)

BLACKSBURG, Va. (12/7/02) — The Virginia Tech women's basketball team improved to 15-0 at Cassell Coliseum against Virginia opponents with a 77-73 overtime win over James Madison. Sophomore Erin Gibson scored a career-high 22 points and grabbed 13 boards for her second career double-double.

Gibson nailed two free throws with 27 seconds left in overtime to give Tech a 74-73 lead. A free throw by Carrie Mason and two from Chrystal Starling sealed the victory for the Hokies. Tech went five-of-six from the free-throw line and held JMU to two baskets in the extra period.

The Hokies opened the second half with a 21-11 run to tie the score at 51. The two teams traded points throughout most of the second half, with neither team leading by more than two at any point. With just over two minutes left, Mason and Fran Recchia hit back-to-back three-point baskets to give the Hokies a 63-61 lead. The Dukes' Shanna Price answered with a trey to give JMU a short-lived lead. After two free throws by Starling gave the lead back to Tech, Krystal Brooks hit a basket, giving JMU a 65-66 lead. With 11 seconds left Ieva Kublina converted a three-point play to give Tech a two-point lead. However, a layup by Nadine Morgan with four seconds left sent the game into overtime.

Starling had 20 points and nine rebounds and was 12-14 from the free throw line. Mason added 16 points for the Hokies.

James Madison was led by Price with 25 points, followed by Morgan's 13.

Virginia Tech 77, James Madison 73 OT
Dec. 7, 2002; Cassell Coliseum

JMU (73)	MP	FG	FT	R	A	PF	TP
Morgan	40	6-15	0-0	6	6	5	13
Price	41	10-19	2-3	2	2	3	25
Brooks	37	6-8	0-1	2	0	4	12
Cichowicz	24	2-3	2-2	0	5	5	6
Liburd	20	2-5	0-0	4	0	4	4
Kinder	25	3-8	0-0	0	1	1	9
Culbertson	8	0-2	0-0	1	0	2	0
Dobbins	17	1-3	0-0	2	0	1	2
Whitaker	13	0-0	2-4	5	0	3	2
Team				4			
Totals	225	30-63	6-10	26	14	28	73

VT (77)	MP	FG	FT	R	A	PF	TP
Kublina	29	3-12	1-1	10	2	5	7
Gibson	41	8-13	6-14	13	1	3	22
Recchia	34	2-6	0-0	2	0	0	5
Lipton	15	1-2	0-0	2	1	1	2
Mason	43	6-9	3-4	0	3	1	16
Starling	34	4-13	12-14	9	2	1	20
Chriss	7	0-0	0-0	1	0	0	0
Gardin	4	0-0	1-2	0	1	1	1
Finnerty	18	1-1	2-2	6	1	0	4
Team				4			
Totals	225	25-56	25-37	47	11	12	77

James Madison	39	29	5	—	73
Virginia Tech	28	40	9	—	77

PERCENTAGES:

JMU	FG%	47.6	3PT%	43.8	FT%	60.0
VT	FG%	44.6	3PT%	25.0	FT%	67.6

3-POINTERS - JMU 7 (Price 3, Kinder 3, Mordan); VT 2 (Mason, Recchia)

BLOCKED SHOTS - JMU 4 (Dobbins 2, Morgan, Cichowicz); VT 6 (Kublina 4, Gibson 2)

STEALS - JMU 10 (Price 3, Cichowicz 3, Morgan, Brooks, Kinder, Dobbins); VT 7 (Gibson 2, Recchia 2, Mason, Starling, Chriss)

TURNOVERS - JMU 18 (Price 4, Cichowicz 4, Liburd 4, Morgan, Brooks, Kinder, Culbertson, Dobbins, Whitaker); VT 23 (Kublina 4, Recchia 4, Mason 4, Lipton 3, Starling 3, Gardin 2, Chriss)

TECHNICAL FOULS - None

OFFICIALS: Dennis DeMayo, Bill Titus, John Almarode

ATTENDANCE: 2,210

Game Six

Virginia Tech 60, Maryland 57

COLLEGE PARK, Md. (12/11/02) — Clutch free throw shooting and two big three-point baskets in the final three minutes gave Virginia Tech a 60-57 win over the Maryland Terrapins at the Comcast Center. The win was the fourth consecutive for the Hokies and snapped an eight-game away losing streak dating back to last season.

Tech, which had led by as many as seven points in the second half, found itself trailing 51-46 with four minutes remaining in the game. A Fran Recchia layup cut the margin to three and Ieva Kublina tied the game at 51 with a three-pointer at the three minute mark.

After each team added a free throw, Vicki Brick briefly put Maryland ahead 54-52 on a jumper but Recchia buried a trey to put Tech up to stay at 55-54 with 1:22 remaining in the game. The Hokies hit 5-of-6 free throws down the stretch to seal the victory.

Kublina led the Hokies with 17 points followed by Davina Simmons with 10 points and seven rebounds. Emily Lipton added seven points and seven assists.

Maryland was led by Reenika Razor's 27 points and Terri Daniels with 10.

Virginia Tech 60, Maryland 57
Dec. 11, 2002; Cassell Coliseum

VT (60)	MP	FG	FT	R	A	PF	TP
Gibson	18	1-3	3-5	5	2	3	5
Kublina	29	7-11	2-3	4	2	3	17
Recchia	28	3-5	0-0	3	1	1	8
Lipton	35	3-8	0-0	3	7	0	7
Mason	24	2-4	1-2	0	1	2	5
Fowler	3	0-0	0-0	2	0	1	0
Starling	22	1-3	2-2	2	2	2	4
Chriss	5	0-1	0-0	1	0	0	0
Gardin	7	1-1	0-0	2	0	0	2
Simmons	20	5-8	0-0	7	1	4	10
Finnerty	9	1-3	0-1	4	0	2	2
Team				2			
Totals	200	24-47	8-13	35	16	18	60

UM (57)	MP	FG	FT	R	A	PF	TP
Daniels	40	3-9	2-2	7	5	4	10
Ross	35	0-7	1-4	9	0	2	1
Carr	26	1-1	2-4	4	0	3	4
Brick	29	2-8	2-2	2	2	1	6
Razor	32	10-21	5-10	7	1	3	27
Jackson	3	0-0	0-0	0	0	0	0
Smith	24	3-9	1-2	3	4	1	7
Fisher	11	1-5	0-0	2	0	1	2
Team				4			
Totals	200	20-60	13-24	36	12	15	57

Virginia Tech	25	35	—	60
Maryland	20	37	—	57

PERCENTAGES:

VT	FG%	51.1	3PT%	36.4	FT%	61.5
UM	FG%	33.3	3PT%	33.3	FT%	54.2

3-POINTERS - VT 4 (Recchia 2, Kublina, Lipton); UM 4 (Daniels 2, Razor 2)

BLOCKED SHOTS - VT 2 (Gibson, Starling); UM 4 (Ross 2, Smith 2)

STEALS - VT 6 (Gibson, Kublina, Lipton, Mason, Fowler, Starling); UM 11 (Ross 4, Smith 3, Daniels, Brick, Razor, Fisher)

TURNOVERS - VT 22 (Kublina 7, Starling 5, Simmons 3, Mason 2, Fowler 2, Gardin 2, Recchia); UM 14 (Brick 3, Daniels 2, Ross 2, Carr 2, Razor 2, Jackson, Smith, Fisher)

TECHNICAL FOULS - None

OFFICIALS: Barbara Smith, Susan Blanch, Angela Lewsi

ATTENDANCE: 1,137

Game Seven
Virginia Tech 53, Liberty 50

LYNCHBURG, Va. (12/14/02) — Virginia Tech used clutch free throw shooting for the second consecutive game to pick up a hard-fought 53-50 over Liberty at the Vines Center. The win was the fifth straight for the Hokies and second consecutive road victory.

Tech connected on 7-of-8 free throw attempts in the final minute to secure the win. The Hokies were 5-of-6 down the stretch in Wednesday's night's 60-57 win at Maryland. In both contests, Tech won the game at the free throw line. The Hokies shot 83.3 percent (10-12) against Liberty while the Flames struggled at the line, shooting only 50.0 percent (9-18).

With the game tied at 39-39 and only 4:44 remaining, Tech put together a 7-0 run to build the advantage to 46-39 at the 1:49 mark. The Hokie uprising began with a Ieva Kublina jumper followed by a Carrie Mason three-pointer and concluding on a Erin Gibson layup.

Liberty narrowed the gap to 46-42 with :57 seconds left on a trey by Daina Stagaitiene. Fran Recchia nailed two free throws for the Hokies but Liberty again cut the Tech lead to four on a jumper by Kristina Palaimaite.

With only :21 seconds left and the Flames forced to foul, Chrystal Starling sealed the win by nailing 5-of-6 free throws to give the Hokies the victory.

Tech placed four players in double figures led by Recchia and Mason with 11 points each followed by Kublina and Gibson with 10 each. Kublina also had eight rebounds and five blocks and moved into second place on the school career blocks list with 136.

Virginia Tech 53, Liberty 50
Dec. 14, 2002; Vines Center

VT (53)	MP	FG	FT	R	A	PF	TP
Kublina	37	5-12	0-0	8	0	3	10
Gibson	29	4-8	2-3	4	0	4	10
Recchia	30	3-8	3-3	1	2	0	11
Lipton	32	0-3	0-0	2	7	0	0
Mason	32	4-7	0-0	6	4	1	11
Fowler	3	0-0	0-0	1	0	1	0
Starling	16	0-6	5-6	2	2	2	5
Chriss	5	1-2	0-0	2	0	2	2
Gardin	3	0-1	0-0	1	0	1	0
Simmons	8	1-1	0-0	1	0	1	2
Finnerty	5	1-1	0-0	0	0	3	2
Team				5			
Totals	200	19-49	10-12	33	15	18	53

LU (50)	MP	FG	FT	R	A	PF	TP
Tharp	31	1-9	2-2	7	1	3	4
Palaimaite	19	1-5	0-2	1	0	3	2
Feenstra	29	6-10	2-4	7	0	3	14
Jasinskaitė	18	3-6	0-0	4	1	2	8
Stagaitiene	33	4-10	0-0	2	4	2	11
Leonard	8	0-1	2-2	0	3	2	2
Foreid	15	0-4	0-1	5	3	1	0
Walker	9	0-5	0-0	0	0	0	0
Butler	0+	0-0	0-0	0	0	0	0
Margeviciute	14	0-2	0-0	4	1	0	0
Peace	14	1-5	2-5	7	0	1	4
Anderson	10	2-2	1-2	3	0	1	5
Team				3			
Totals	200	18-59	9-18	43	13	18	50

Virginia Tech	21	32	—	53
Liberty	20	30	—	50

PERCENTAGES:
VT FG% 38.8 3PT% 27.8 FT% 83.3
LU FG% 30.5 3PT% 33.3 FT% 50.0

3-POINTERS - VT 5 (Mason 3, Recchia 2); LU 5 (Stagaitiene 3, Jasinskaitė 2)
BLOCKED SHOTS - VT 6 (Kublina 5, Mason); LU 1 (Feenstra)
STEALS - VT 3 (Lipton 2, Kublina); LU 6 (Feenstra 2, Tharp, Jasinskaitė, Leonard, Walker)
TURNOVERS - VT 12 (Mason 3, Kublina 2, Gibson 2, Lipton 2, Fowler, Starling, Team); LU 11 (Stagaitiene 4, Palaimaite 2, Jasinskaitė, Leonard, Foreid, Margeviciute, Peace)
TECHNICAL FOULS - None
OFFICIALS: Marilyn Correll, Scott Davis, Tom Baldinelli
ATTENDANCE: 4,121

Game Eight
Old Dominion 63, Virginia Tech 49

NORFOLK, Va. (12/21/02) — Old Dominion used a late first-half run and timely free throw shooting late in the game to claim a 63-49 win over Virginia Tech in front of 5,486 at the Ted Constant Convocation Center on the ODU campus. The loss snapped a five-game winning streak for the Hokies.

Tech struggled from the field the entire game connecting on only 33.9 percent (20-59) and also shot only 50 percent (8-16) at the free throw line. After trailing for most of the first half, Tech pulled to within 21-17 with 4:53 remaining, but the Lady Monarchs put together a 12-1 run to lead 33-18 at the break.

The Hokies could draw no closer than eight points in the second half as ODU connected on its free throw attempts in the final five minutes.

Tech was led by Chrystal Starling with 16 points followed by Ieva Kublina with 13 points, 12 rebounds and three blocks. The double-double was the 12th of Kublina's career, and the three blocks marked the 22nd time in her career that she has blocked three or more shots in a game.

Old Dominion (2-4), which had lost to four ranked opponents, was led by Okeisha Howard with 17 points followed by Shareese Grant and Max Nhassengo with 14 and ten points respectively.

Old Dominion 63, Virginia Tech 49
Dec. 21, 2002; Ted Constant Convocation Center

VT (49)	MP	FG	FT	R	A	PF	TP
Gibson	31	4-10	0-2	6	1	4	8
Kublina	35	6-17	1-2	12	2	4	13
Recchia	19	0-3	0-0	0	1	2	0
Lipton	32	1-3	0-0	1	4	4	2
Mason	37	2-8	0-2	4	3	1	5
Starling	22	5-14	6-8	6	1	4	16
Chriss	0+	0-0	0-0	0	0	0	0
Gardin	9	1-2	0-0	0	0	0	2
Lingenfelder	1	0-0	0-0	0	0	0	0
Finnerty	14	1-2	1-2	3	0	0	3
Team				4			
Totals	200	20-59	8-16	36	12	19	49

ODU (63)	MP	FG	FT	R	A	PF	TP
Coker	24	1-9	2-2	11	1	4	4
Giddens	31	3-11	2-3	3	1	1	8
Nhassengo	25	3-5	4-8	6	0	1	10
Howard	38	5-8	5-5	3	6	1	17
Grant	36	5-8	4-6	5	3	3	14
Turner	13	0-2	3-4	2	1	2	3
Muxiri	8	2-4	0-1	5	1	0	4
Davis	4	0-0	0-0	1	0	1	0
Spence	19	1-4	0-0	3	2	2	3
Koukouviniou	1	0-0	0-0	0	0	0	0
Calwell	1	0-0	0-0	0	0	0	0
Team				4			
Totals	200	20-51	20-29	43	15	15	63

Virginia Tech	18	31	—	49
Old Dominion	33	30	—	63

PERCENTAGES:
VT FG% 33.9 3PT% 12.5 FT% 50.0
ODU FG% 39.2 3PT% 42.9 FT% 69.0

3-POINTERS - VT 1 (Mason); ODU 3 (Howard 2, Spence)
BLOCKED SHOTS - VT 4 (Kublina 3, Gibson); ODU 10 (Giddens 3, Coker 2, Grant 2, Howard, Turner, Muxiri)
STEALS - VT 7 (Starling 2, Kublina 2, Lipton, Mason, Gardin); ODU 13 (Coker 3, Giddens 3, Howard 3, Nhassengo 2, Grant, Turner)
TURNOVERS - VT 17 (Kublina 4, Recchia 3, Lipton 3, Starling 3, Mason 2, Gibson, Finnerty); ODU 17 (Nhassengo 4, Coker 3, Howard 3, Grant 2, Spence 2, Muxiri, Davis, Koukouviniou)
TECHNICAL FOULS - None
OFFICIALS: Tom Danaher, Tony Lipka, Richard Adams
ATTENDANCE: 5,486

Game Nine
Virginia Tech 87, UT-Martin 55

BLACKSBURG, Va. (12/28/02) — Using a 15-0 run to start the second half, Virginia Tech defeated UT-Martin, 87-55, in the opening round of Tech's Lady Luck Classic.

After finishing the first half with a 13-point lead, the Hokies dominated the second half, leading by as many as 36. Despite shooting over 60 percent from beyond the arc, the Skyhawks were unable to answer the balanced Tech attack. Defensively, the Hokies forced 13 turnovers and prevented the Skyhawks from attempting a single free throw during the second stanza. Offensively, the Tech bench scored 27 of its 39 points after the break, as each player got on the scoreboard for the Hokies.

The Hokies were led by Ieva Kublina with 17 points and four blocks. Also scoring in double-figures were Erin Gibson with 13 and Megan Finnerty with 10. Tech tied two tournament records, recording 23 assists and eight blocks as a team.

For UT-Martin, Amy Watson led the way with 23 points and set a tournament record by sinking six three-point shots.

Virginia Tech 87, UT Martin 55
Lady Luck Classic First Round
Dec. 28, 2002; Cassell Coliseum

UTM (55)	MP	FG	FT	R	A	PF	TP
Watson	29	8-17	1-1	1	2	1	23
Young	17	1-2	0-0	1	0	3	2
Thomas	24	1-6	2-2	5	4	1	5
Page	25	0-4	0-0	1	2	1	0
Robinson	18	1-6	0-0	2	0	3	2
Brundige	17	2-6	0-0	1	0	4	6
Angel	8	1-3	0-0	1	1	0	2
Morrow	16	2-3	0-0	1	0	0	4
Davidson	12	0-2	0-0	2	2	1	0
Lannom	14	3-4	0-0	1	0	1	7
Morgan	13	2-5	0-0	1	0	2	4
Mazzeti	7	0-2	0-0	1	0	0	0
Team				5			
Totals	200	21-60	3-3	23	11	17	55

VT (87)	MP	FG	FT	R	A	PF	TP
Kublina	18	6-11	4-4	4	1	0	17
Gibson	17	6-9	1-3	6	1	0	13
Recchia	26	1-4	0-0	6	2	1	3
Lipton	23	3-6	0-0	2	5	1	7
Mason	19	3-6	1-1	6	4	1	8
Griesser	11	3-8	0-0	5	0	0	9
Fowler	14	1-1	0-0	3	0	1	2
Chriss	10	1-1	2-2	1	1	1	4
Gardin	19	3-5	2-4	8	6	1	8
Lingenfelder	11	2-2	0-0	0	1	0	4
Simmons	14	0-5	2-2	2	1	2	2
Finnerty	18	4-6	2-2	2	1	1	10
Team				3			
Totals	200	33-64	14-18	48	23	9	87

UT Martin	24	31	—	55
Virginia Tech	37	50	—	87

PERCENTAGES:
UTM FG% 35.0 3PT% 62.5 FT% 100.0
VT FG% 51.6 3PT% 36.8 FT% 77.8

3-POINTERS - UTM 10 (Watson 6, Brundige 2, Thomas, Lannom); VT 7 (Griesser 3, Kublina, Recchia, Lipton, Mason)
BLOCKED SHOTS - UTM 4 (Young, Brundige, Morrow, Morgan); VT 8 (Kublina 4, Gardin 2, Gibson, Recchia)
STEALS - UTM 7 (Young 2, Watson, Thomas, Robinson, Brundige, Morgan); VT 10 (Gibson 2, Lipton 2, Gardin 2, Recchia, Fowler, Chriss, Finnerty)
TURNOVERS - UTM 19 (Brundige 5, Watson 4, Robinson 2, Lannom 2, Mazzeti 2, Young, Morrow, Davidson, Morgan); VT 18 (Mason 4, Chriss 4, Griesser 3, Recchia 2, Lipton, Fowler, Gardin, Finnerty, Team)
TECHNICAL FOULS - None
OFFICIALS: Janice Alberti, Bruce Morris, Mike Shields
ATTENDANCE: 1,909

Game Ten

Virginia Tech 66, Duquesne 52

BLACKSBURG, Va. (12/29/02) — Paced by sophomore Erin Gibson's double-double performance, Virginia Tech captured its fifth consecutive Lady Luck Classic title, defeating Duquesne, 66-52, in Cassell Coliseum.

Tech led by as many as eight during the first half, but a 9-0 Duquesne run gave the lead to the Dukes. The two teams exchanged baskets for the remainder of the first period, with Tech taking a one-point lead into halftime.

The second half began in much the same way as the first ended, with the two teams trading points during the early going. With 9:22 remaining and the score tied at 42, a free throw by Carrie Mason ignited a 15-4 Tech run that gave the Hokies the lead for good at 57-46. Crucial free-throw shooting by the Hokies in the last minute and a half of the game sealed the Tech victory.

The Hokies were led by Gibson with 14 points and 10 rebounds. Ieva Kublina added 12 points and nine boards, while freshman Carrie Mason had 10 points.

Duquesne was led by Beth Friday's 14 points and 10 rebounds, marking the 39th time in her career she has recorded a double-double and the second time in the tournament. Aiga Bautre added 14 points and six boards.

Gibson received MVP honors for the two-day tournament. Tech's Emily Lipton was named to the all-tournament team along with Jennifer Mitchell from Loyola and Friday and Bautre from Duquesne.

Virginia Tech 66, Duquesne 52
Lady Luck Classic Championship Game
Dec. 29, 2002; Cassell Coliseum

DU (52)	MP	FG	FT	R	A	PF	TP
Pender	33	2-8	0-0	3	2	3	4
Friday	33	7-16	0-5	10	0	1	14
Wehrle	17	0-2	0-0	1	1	2	0
Bautre	38	5-10	0-0	6	2	3	14
Sharon	35	3-7	2-2	2	5	4	8
Harrington	6	1-1	0-0	0	1	0	2
Kalervo	8	1-2	0-0	0	0	1	2
Timol	3	0-0	0-0	0	0	1	0
Sinclair	14	2-6	0-0	4	0	2	4
Stankevich	13	2-4	0-0	3	0	3	4
Team				2			
Totals	200	23-56	2-7	31	11	20	52
VT (66)	MP	FG	FT	R	A	PF	TP
Kublina	35	5-14	0-0	9	2	4	12
Gibson	24	5-11	4-7	10	2	5	14
Recchia	30	2-6	3-4	5	1	1	9
Lipton	37	1-4	2-2	5	7	0	4
Mason	35	2-5	5-8	5	2	0	10
Griesser	5	2-5	0-0	0	0	0	6
Gardin	14	1-4	0-0	3	1	0	2
Simmons	17	3-7	3-3	3	0	2	9
Finnerty	3	0-1	0-0	0	0	0	0
Team				5			
Totals	200	21-57	17-24	45	12	12	66
Duquesne		28	24	—			52
Virginia Tech		29	37	—			66

PERCENTAGES:
 DU FG% 41.1 3PT% 30.8 FT% 28.6
 VT FG% 36.8 3PT% 38.9 FT% 70.8

3-POINTERS - DU 4 (Bautre 4); VT 7 (Kublina 2, Recchia 2, Griesser 2, Mason)
BLOCKED SHOTS - DU 2 (Friday 2); VT 5 (Mason 2, Kublina, Lipton, Gardin)
STEALS - DU 5 (Pender 3, Friday, Bautre); VT 4 (Mason 2, Kublina, Gibson)
TURNOVERS - DU 15 (Sharon 4, Friday 2, Wehrle 2, Sinclair 2, Pender, Bautre, Harrington, Stankevich, Team); VT 11 (Lipton 2, Griesser 2, Kublina, Gibson, Recchia, Mason, Gardin, Simmons, Team)
TECHNICAL FOULS - None
OFFICIALS: Bob Trammell, Janice Aliberti, John Jones
ATTENDANCE: 1,906

Game Eleven

Virginia Tech 78, Radford 56

BLACKSBURG, Va. (12/31/02) — Sophomore Erin Gibson scored a career-high 24 points as Virginia Tech defeated Radford, 78-56, at Cassell Coliseum. With the win, the Hokies improve to 9-2 on the season, while the loss drops Radford to 4-6.

The Hokies opened the second half with a 23-5 run to give Tech its largest lead of the game up to that point. However, the Highlanders would not go quietly. A 12-1 run midway through the second stanza brought Radford to within 12 with 8:21 remaining in the game. Tech went back to its strong inside game, pulling away late for the decisive win.

The Highlanders opened the game hot, taking an early lead before a 12-0 run gave the Hokies the lead. The score remained close during much of the first half, but the Hokies were too much to handle inside, outscoring Radford 14-4 in the paint.

Gibson led the charge for the Hokies with 24 points and eight rebounds. Ieva Kublina scored 17 and pulled down nine boards. Also scoring in double figures were Carrie Mason with 13 and Fran Recchia with 11. Emily Lipton dished out a career-high nine assists.

The Highlanders were paced by Jesse Brunjak with 14 points and four rebounds. Amanda Neby added 13 points in the loss.

Virginia Tech 78, Radford 56
Dec. 31, 2002; Cassell Coliseum

RU (56)	MP	FG	FT	R	A	PF	TP
Neby	34	6-14	1-2	3	2	3	13
Rickman	34	3-8	3-4	6	2	2	9
Allen	25	2-5	0-0	3	3	3	4
Nicheporchuk	21	2-9	0-0	2	2	1	6
Brunjak	34	5-10	1-2	4	0	1	14
Silker	22	2-4	0-0	4	1	0	6
Perez	12	1-2	0-0	2	1	0	2
Sharkey	10	0-3	0-0	0	2	1	0
Statsenka	8	1-3	0-0	0	0	1	2
Team				6			
Totals	200	22-58	5-8	30	13	12	56
VT (78)	MP	FG	FT	R	A	PF	TP
Gibson	30	12-15	0-2	8	1	3	24
Kublina	27	6-13	3-7	9	3	3	17
Recchia	24	4-6	0-0	4	2	0	11
Lipton	30	1-3	0-0	2	9	1	2
Mason	28	5-7	0-0	3	3	1	13
Griesser	8	1-4	0-0	0	0	0	3
Fowler	5	0-0	0-0	2	1	0	0
Chriss	3	0-1	0-0	0	0	0	0
Gardin	19	2-3	0-0	3	3	0	4
Lingenfelder	8	0-3	0-0	0	1	1	0
Simmons	18	2-5	0-0	2	0	0	4
Team				4			
Totals	200	33-60	3-9	37	23	9	78
Radford		24	32	—			56
Virginia Tech		31	47	—			78

PERCENTAGES:
 RU FG% 37.9 3PT% 53.8 FT% 62.5
 VT FG% 55.0 3PT% 47.4 FT% 33.3

3-POINTERS - RU 7 (Brunjak 3, Nicheporchuk 2, Silker 2); VT 9 (Mason 3, Recchia 3, Kublina 2, Griesser)
BLOCKED SHOTS - RU 0; VT 5 (Kublina 2, Gibson, Gardin, Simmons)
STEALS - RU 6 (Rickman 2, Neby, Nicheporchuk, Brunjak, Perez); VT 7 (Gardin 3, Kublina, Lipton, Chriss, Simmons)
TURNOVERS - RU 15 (Brunjak 3, Neby 2, Rickman 2, Allen 2, Sharkey 2, Statsenka 2, Silker, Nicheporchuk); VT 13 (Kublina 3, Lipton 3, Gardin 2, Gibson, Recchia, Mason, Fowler, Team)
TECHNICAL FOULS - None
OFFICIALS: Susan Blauch, Bryan Barnette, Jim Dagostine
ATTENDANCE: 2,834

Game Twelve

Virginia Tech 73, Syracuse 63

BLACKSBURG, Va. (1/4/03) — Freshman Carrie Mason scored a career-high 22 points as Virginia Tech opened BIG EAST play with a 73-63 victory over Syracuse at Cassell Coliseum.

After beginning the game down 9-2, the Hokies reeled off 13 unanswered points to take the lead for good. Tech stretched that lead to as many as 11 during the first half, before taking a 37-29 lead into the break.

The Hokies extended the lead to 16 with 11:41 remaining before Syracuse began its comeback. The Orangewomen, aided by a 19-10 run, closed the gap to seven with 1:22 left in the game. That's as close as Syracuse would get, as the Hokies finished the game with strong free-throw shooting to seal the victory.

Both teams relied heavily on outside shooting. Syracuse attempted 16 shots from beyond the arc, and Tech set a school record with 26 three-point attempts.

Tech was led by Mason's 22 points. Erin Gibson added 16 points and pulled down nine boards, and Fran Recchia had 15 points in the victory.

The Orangewomen were led by guard Julie McBride with a game-high 29 points and seven assists. Tierra Jackson had 13 points and Rochelle Coleman added 12.

Virginia Tech 73, Syracuse 63
Jan. 4, 2003; Cassell Coliseum

SU (63)	MP	FG	FT	R	A	PF	TP
Jean	22	3-7	0-2	6	0	5	7
Norton	16	1-3	0-0	2	0	3	2
Ellerbe	40	0-2	0-0	3	1	3	0
McBride	40	10-19	6-6	6	7	4	29
Coleman	40	5-14	0-0	6	0	5	12
Wegrzynowicz	0+	0-0	0-0	0	0	0	0
Jackson	28	5-7	3-5	4	0	2	13
Omanovic	2	0-0	0-0	0	0	1	0
Diop	12	0-1	0-0	0	0	1	0
Team				3			
Totals	200	24-53	9-13	30	8	24	63
VT (73)	MP	FG	FT	R	A	PF	TP
Kublina	30	2-10	3-4	5	1	4	8
Gibson	30	4-10	8-9	9	0	2	16
Recchia	35	5-15	2-2	3	4	1	15
Lipton	26	0-2	1-3	3	6	3	1
Mason	37	6-12	6-8	4	2	0	22
Griesser	4	0-2	0-0	0	0	0	0
Gardin	18	1-2	1-2	1	1	1	3
Simmons	20	2-3	4-4	9	0	1	8
Team				5			
Totals	200	20-56	25-32	39	14	12	73
Syracuse		29	34	—			63
Virginia Tech		37	36	—			73

PERCENTAGES:
 SU FG% 45.3 3PT% 37.5 FT% 69.2
 VT FG% 35.7 3PT% 30.8 FT% 78.1

3-POINTERS - SU 6 (McBride 3, Coelman 2, Jean); VT 8 (Mason 4, Recchia 3, Kublina)
BLOCKED SHOTS - SU 1 (Norton); VT 2 (Kublina 2)
STEALS - SU 6 (McBride 3, Jackson 2, Ellerbe); VT 9 (Gardin 3, Simmons 3, Gibson, Recchia, Lipton)
TURNOVERS - SU 18 (McBride 6, Ellerbe 3, Coelman 3, Jean 2, Jackson 2, Diop 2); VT 14 (Kublina 4, Lipton 3, Mason 3, Recchia 2, Simmons, Team)
TECHNICAL FOULS - SU (coach)
OFFICIALS: Bonita Spence, Kathy Lynch, Joanne Aldrich
ATTENDANCE: 4,476

Game Thirteen

Villanova 62, Virginia Tech 60

VILLANOVA, Pa. (1/7/03) — A second half scoring drought combined with Villanova's pressure free throw shooting in the final few minutes and turnovers proved to be too much for Virginia Tech to overcome in a close 62-60 loss to the 22nd-ranked Wildcats at The Pavilion.

After the two teams had battled to a 25-25 halftime tie, Tech opened the second half with a 7-1 run to lead 32-26 with 18:30 remaining in the game. However, the Hokies' offense stalled and Villanova put together a 21-5 spurt over the next 9:32 to build its largest lead of the evening at 47-37. Tech made only one field goal and committed nine turnovers during the cold streak.

The Hokies bounced back with a quick 7-0 spurt to trail only 47-44 with 4:53 left in the game but Villanova connected on 13-of-18 free throws down the stretch to seal the victory. In fact, the Wildcats scored 13 of their final 15 points at the charity stripe.

Tech was led by Erin Gibson with 17 points followed by freshman Kerri Gardin with career-highs of 15 points and 10 rebounds. The double-double was the first of Gardin's career. Ieva Kublina added nine points and 10 rebounds.

Villanova was led by Katie Davis with 26 points. Tech held preseason All-BIG EAST first team selection Trish Juhline to nine points.

#22 Villanova 62, Virginia Tech 60
Jan. 7, 2003; The Pavilion

VT (60)	MP	FG	FT	R	A	PF	TP
Kublina	29	3-9	3-3	10	0	3	9
Gibson	34	7-12	3-5	6	1	4	17
Recchia	30	1-3	0-0	2	3	3	2
Lipton	25	2-3	2-2	2	4	1	8
Mason	31	3-8	0-0	2	5	4	7
Griesser	0+	0-0	0-0	0	0	0	0
Starling	10	0-1	0-0	0	0	1	0
Gardin	26	7-10	1-1	10	2	3	15
Simmons	15	1-3	0-0	2	0	1	2
Team				4			
Totals	200	24-49	9-11	38	15	20	60
#22 VU (62)	MP	FG	FT	R	A	PF	TP
Davis	38	8-11	8-9	4	0	1	26
Druckenmiller	21	1-5	0-0	4	2	3	3
Johnson	5	0-0	0-0	0	0	2	0
Juhline	39	3-14	2-2	3	7	1	9
Mix	35	1-4	4-9	1	4	0	6
McManus	4	0-1	0-0	0	0	0	0
Rediger	17	1-2	3-4	4	0	3	5
Hilgenberg	6	0-4	0-0	1	0	0	0
Dessart-Mager	12	1-1	0-0	1	0	3	2
Viani	17	3-5	1-2	1	1	1	9
Nash	5	1-1	0-0	1	0	0	2
Roantree	1	0-0	0-0	0	0	0	0
Team				1			
Totals	200	19-48	18-26	21	14	14	62
Virginia Tech		25	35				60
#22 Villanova		25	37				62

PERCENTAGES:
 VT FG% 49.0 3PT% 50.0 FT% 81.8
 #22 VU FG% 39.6 3PT% 35.3 FT% 69.2

3-POINTERS - VT 3 (Lipton 2, Mason); VU 6 (Viani 2, Davis 2, Druckenmiller, Juhline)
BLOCKED SHOTS - VT 1 (Gardin); VU 5 (Mix 3, Davis, Rediger)
STEALS - VT 4 (Recchia 2, Gibson, Mason); VU 16 (Mix 5, Juhline 4, Davis 3, Druckenmiller 2, Dessart-Mager 2)
TURNOVERS - VT 24 (Kublina 5, Gibson 5, Recchia 5, Lipton 3, Mason 2, Gardin 2, Starling, Simmons); VU 11 (Juhline 4, Dessart-Mager 3, Team 2, Davis, Mix)
TECHNICAL FOULS - None
OFFICIALS: Angie Lewis, Jack Plunkett, Denise Brooks-Clauser
ATTENDANCE: 1,373

Game Fourteen

Connecticut 69, Virginia Tech 57

STORRS, Conn. (1/12/03) — Virginia Tech saw a valiant effort come up short in a 69-57 loss at second-ranked and defending national champion Connecticut in front of 10,167 at Gampel Pavilion.

Tech lost its second straight game to a nationally-ranked opponent after dropping a 62-60 contest Tuesday at No. 22 Villanova. The Hokies, who never led in the game, trailed 35-25 at halftime and fell behind 48-33 with 14:55 remaining in the game. Tech answered the Huskies with a 14-5 run to close to within 53-47 with just over nine minutes left in the game.

UConn took advantage of five Hokie turnovers to put the game away with a 12-1 run and build its largest lead at 65-48 at the four minute mark. Tech saw both Ieva Kublina and Erin Gibson foul out during the Huskie streak.

Tech was led by Kublina with 16 points followed by Carrie Mason and Chrystal Starling with 10 points each. Erin Gibson contributed six points, seven rebounds and one block in the loss.

All-American Diana Taurasi led four Huskies in double figures with 18 points followed by Barbara Turner's 16 points along with Jessica Moore and Ann Strother with 13 and 11 points respectively.

#2 Connecticut 69, Virginia Tech 57
Jan. 12, 2003; Harry A. Gampel Pavilion

VT (59)	MP	FG	FT	R	A	PF	TP
Gardin	23	1-3	1-2	2	6	4	3
Gibson	31	3-8	0-0	7	1	5	6
Kublina	34	3-10	9-10	5	0	5	16
Lipton	15	1-1	0-0	1	1	2	2
Mason	38	3-8	3-4	4	4	1	10
Recchia	13	1-5	0-0	0	0	1	3
Fowler	2	0-0	0-0	0	0	0	0
Starling	24	4-9	1-2	4	1	1	10
Chriss	3	0-0	0-2	1	0	0	0
Lingenfelder	2	0-0	0-0	0	0	0	0
Simmons	7	1-2	1-1	1	0	3	3
Finnerty	8	1-2	2-2	2	0	3	4
Team				6			
Totals	200	18-48	17-23	33	13	25	57
#2 UConn (69)	MP	FG	FT	R	A	PF	TP
Taurasi	35	5-10	7-8	4	3	3	18
Valley, M.	14	1-2	0-2	2	1	2	2
Moore	29	4-8	5-5	3	0	2	13
Conlon	27	1-4	0-0	2	4	2	2
Strother	36	5-10	0-0	4	3	3	11
Valley, A.	7	0-1	0-0	1	0	0	0
Marron	1	0-0	0-0	0	0	0	0
Battle	12	1-2	0-0	1	2	0	2
Crockett	13	0-0	5-6	2	0	3	5
Turner	26	6-10	4-5	2	0	4	16
Team				5			
Totals	200	23-47	21-26	26	13	19	69
Virginia Tech		25	32				57
#2 Connecticut		35	34				69

PERCENTAGES:
 VT FG% 37.5 3PT% 40.0 FT% 73.9
 #2 UConn FG% 48.9 3PT% 18.2 FT% 80.8

3-POINTERS - VT 4 (Kublina, Mason, Recchia, Starling); UConn 2 (Taurasi, Strother)
BLOCKED SHOTS - VT 1 (Gibson); UConn 3 (M. Valley, Crockett, Turner)
STEALS - VT 2 (Kublina, Lipton); UConn 6 (Strother 2, M. Valley, Moore, Conlon, Crockett)
TURNOVERS - VT 17 (Mason 6, Gardin 3, Finnerty 3, Lipton 2, Starling 2, Kublina); UConn 11 (Taurasi 2, Moore 2, Turner 2, M. Valley, Conlon, Strother, A. Valley, Battle)
TECHNICAL FOULS - None
OFFICIALS: Bill Titus, Kathy Lynch, Deborah Allen
ATTENDANCE: 10,167

Game Fifteen

Virginia Tech 61, Pittsburgh 53

BLACKSBURG, Va. (1/15/03) — Virginia Tech used solid defense and tough rebounding to down the Pittsburgh Panthers 61-53 at Cassell Coliseum.

The Hokies held Pittsburgh under 27 percent shooting in the first half and outrebounded the Panthers 46-30 for the game. Junior Ieva Kublina spearheaded the rebounding effort by pulling down a career-high 16. She also scored 16 points to register her 13th career double-double.

Freshman Carrie Mason led all scorers with 17 points. Erin Gibson chipped in with eight points and eight rebounds.

The teams traded blows early with Pittsburgh claiming a 7-4 advantage. From that point, the Hokies embarked on a 17-2 run that covered over 13 minutes and gave Tech a 21-9 lead. Pittsburgh went over nine minutes without scoring a point in the drought. But the Panthers closed out the half by outscoring Tech 11-5, making the halftime score a respectable 28-20 in favor of the Hokies.

In the second half, both teams quickly found their range and by the first media timeout, the score stood at 39-30 in Tech's favor. The Panthers went to a big lineup and saw immediate results, using a 19-9 run to climb within three points at 48-45. However, that was as close as the Panthers would come.

Pittsburgh's Laine Selwyn just missed a triple-double with 12 points, nine rebounds and nine steals. Mandy Wittenmyer paced the Panthers with 16 points and Jessica Allen added 11.

Virginia Tech 61, Pittsburgh 53
Jan. 15, 2003; Cassell Coliseum

UP (53)	MP	FG	FT	R	A	PF	TP
Kincaid	21	1-2	2-3	3	1	2	4
Wittenmyer	38	8-16	0-0	4	0	2	16
Stewart	20	0-0	2-2	0	1	1	2
Allen	27	5-11	0-2	2	0	1	11
Selwyn	37	4-15	4-6	9	6	4	12
Kunich	7	1-2	0-0	2	0	0	2
Moore	5	0-2	0-0	0	1	1	0
Earp	8	0-1	0-0	0	0	0	0
Williams	1	0-0	0-0	0	0	0	0
Harguth	19	2-6	0-0	3	0	2	6
Morris	17	0-4	0-2	3	0	4	0
Team				4			
Totals	200	21-59	8-15	30	9	17	53
VT (61)	MP	FG	FT	R	A	PF	TP
Kublina	35	7-14	2-2	16	0	2	16
Gardin	21	1-5	2-2	7	3	1	4
Gibson	34	3-7	2-6	8	0	2	8
Lipton	27	3-4	0-1	0	4	2	6
Mason	37	5-11	5-7	6	1	1	17
Recchia	11	1-2	0-0	2	1	1	2
Starling	23	2-7	2-2	4	0	0	6
Simmons	12	1-3	0-0	2	0	1	2
Team				5			
Totals	200	23-53	13-20	46	9	10	61
Pittsburgh		20	33				53
Virginia Tech		28	33				61

PERCENTAGES:
 UP FG% 35.6 3PT% 30.0 FT% 53.3
 VT FG% 43.4 3PT% 18.2 FT% 65.0

3-POINTERS - UP 3 (Harguth 2, Allen); VT 2 (Mason 2)
BLOCKED SHOTS - UP 1 (Wittenmyer); VT 6 (Kublina 2, Gardin 2, Gibson, Mason)
STEALS - UP 14 (Selwyn 9, Wittenmyer 2, Stewart, Allen, Morris); VT 7 (Kublina 2, Simmons 2, Gardin, Gibson, Mason)
TURNOVERS - UP 16 (Wittenmyer 3, Stewart 3, Kunich 3, Morris 2, Kincaid, Selwyn, Moore, Williams, Team); VT 23 (Mason 5, Kublina 4, Lipton 4, Gardin 3, Starling 3, Gibson 2, Recchia, Simmons)
TECHNICAL FOULS - None
OFFICIALS: Sally Bell, Barbara Smith, Beverly Roberts
ATTENDANCE: 2,138

Game Sixteen

Virginia Tech 55, West Virginia 48

MORGANTOWN, W.Va. (1/18/03) — Virginia Tech had not exactly been road warriors in its past nine BIG EAST road games, dropping all nine. But the Hokies took a big step toward turning that around with a 55-48 victory at West Virginia. The win snapped Tech's eight-game conference road losing streak.

Junior center Ieva Kublina paced the Hokies with 18 points and 12 rebounds for her 14th career double-double. Sophomore forward/center Erin Gibson also registered a double-double with 13 points and 13 rebounds. Freshman guard Carrie Mason tallied 12 points and six rebounds in front of a large contingent of friends and family.

The teams stood knotted at halftime, 21-21. West Virginia blitzed Tech early in claiming an 18-8 lead. WVU hit on eight of its first 15 shots in the first 11 minutes. During that same span, the Hokies turned the ball over 10 times, due more to sloppy play than WVU's defense.

But the Hokies responded by outscoring the Mountaineers 13-3 over the final nine minutes of the half, drawing even on a Chrystal Starling jumper with just over a minute remaining.

Tech opened the second half with a 10-3 run to claim a 31-24 advantage. But the Mountaineers came back with eight unanswered. The teams swapped buckets until the 4:20 mark when Tech went on an 8-0 run to claim a 51-42 lead with 2:55 remaining. The Hokies hit their free throws down the stretch to secure their third BIG EAST victory of the season.

Yolanda Paige led the Mountaineers with 15 points. Kate Bulger contributed 11 points, but she only shot two 3-pointers against Tech's tough defense. Michelle Carter joined Paige and Bulger in double figures with 11.

Virginia Tech 55, West Virginia 48
Jan. 18, 2003; WVU Coliseum

VT (55)	MP	FG	FT	R	A	PF	TP
Kublina	32	7-15	3-4	12	2	3	18
Gardin	14	0-3	0-0	3	0	1	0
Gibson	37	6-10	1-2	13	1	3	13
Lipton	24	1-2	0-0	1	2	1	2
Mason	38	3-9	4-4	6	3	0	12
Recchia	23	1-6	1-2	0	1	2	4
Starling	21	3-6	0-1	2	1	3	6
Simmons	11	0-1	0-0	2	0	2	0
Team				3			
Totals	200	21-52	9-13	42	10	15	55

WVa (48)	MP	FG	FT	R	A	PF	TP
White	24	1-2	0-1	6	2	1	2
Carter	23	5-9	1-2	6	0	4	11
Paige	38	6-18	2-2	6	3	0	15
Sowho	33	3-7	0-1	3	0	1	7
Bulger	37	5-14	0-0	7	1	3	11
Dunn	2	0-0	0-0	0	0	0	0
Carson	16	1-3	0-0	2	0	4	2
Kilgore	10	0-1	0-0	0	0	1	0
Holbrook	7	0-3	0-0	1	0	0	0
Dunlap	10	0-1	0-0	0	0	1	0
Team				1			
Totals	200	21-58	3-6	32	6	15	48

Virginia Tech	West Virginia
21	34
21	27
—	—
55	48

PERCENTAGES:

VT	FG%	40.4	3PT%	33.3	FT%	69.2
WVa	FG%	36.2	3PT%	50.0	FT%	50.0

3-POINTERS - VT 4 (Mason 2, Kublina, Recchia); WVa 3 (Paige, Sowho, Bulger)
BLOCKED SHOTS - VT 1 (Gardin); WVa 2 (Sowho, Bulger)
STEALS - VT 6 (Starling 2, Kublina, Lipton, Mason, Simmons); WVa 10 (White 3, Bulger 2, Carter, Paige, Dunn, Carson, Holbrook)
TURNOVERS - VT 20 (Gibson 5, Gardin 4, Lipton 3, Recchia 2, Starling 2, Team 2, Kublina, Mason); WVa 11 (White 3, Carter 3, Paige 2, Sowho 2, Dunn)
TECHNICAL FOULS - None
OFFICIALS: Dennis DeMayo, Jack Riordan, Kathy Lonergan
ATTENDANCE: 1,280

Game Seventeen

Virginia Tech 66, Rutgers 64 (OT)

BLACKSBURG, Va. (1/22/03) — The Virginia Tech Hokies blew two late leads and very nearly found themselves on the wrong end of a heartbreaking BIG EAST loss at the hands of #23 Rutgers. However, the Hokies used overtime and some timely free-throw shooting from senior Chrystal Starling to bring home a crucial 66-64 conference victory in front of 2,110 fans at Cassell Coliseum.

Rutgers struck first in the overtime on a Mauri Horton layup, but Tech's Ieva Kublina answered with a baseline jumper. Tech hit five free-throws while Rutgers buried another jumper and hit two free-throws of its own, leaving the Hokies with a 62-61 lead and the ball.

The Hokies bled the shot clock down to its final tick, at which point Starling hit a baseline jumper fading out of bounds. But the euphoria of Tech's crowd was quickly quelled by a Horton 3-pointer. The Rutgers senior drained the trey from NBA range with 17 seconds remaining, knotting the score at 64.

After a timeout, Tech put the ball in Starling's hands. Horton, potentially the hero just seconds earlier, came up to trap Starling but was whistled for a foul, Rutgers' 26th of the game, when she knocked Starling to the floor with 1.2 seconds remaining. Tech's best free-throw shooter calmly stepped to the line and sank both to seal the win.

Starling led the team in scoring with 21 points, 16 of those coming in the second half and overtime. Sophomore Erin Gibson nailed down her second consecutive double-double with 13 points and 10 rebounds. Kublina just missed a double-double with her 18-point, nine-rebound effort. Horton paced the Scarlet Knights with 23 points on 10-of-16 shooting.

Virginia Tech 66, #23 Rutgers 64 OT
Jan. 22, 2003; Cassell Coliseum

#23 RU (64)	MP	FG	FT	R	A	PF	TP
Campbell	24	4-4	0-0	0	0	3	8
Horton	45	10-16	0-0	3	2	3	23
Pondexter	37	4-9	3-4	2	3	4	11
Newton	43	5-11	2-2	4	7	4	14
McCulloch	22	2-4	0-0	4	0	2	4
Hurns	20	1-2	0-0	3	1	3	2
Locke	11	0-2	0-0	1	0	0	0
Petillon	2	0-0	0-0	0	0	2	0
Theodoris	10	1-3	0-1	3	0	1	2
Richman	11	0-0	0-0	0	0	4	0
Team				2			
Totals	225	27-51	5-7	22	13	26	64

VT (66)	MP	FG	FT	R	A	PF	TP
Kublina	39	7-18	4-6	9	2	3	18
Gardin	23	0-3	3-4	5	2	1	3
Gibson	43	4-9	5-12	10	2	3	13
Lipton	35	0-2	0-0	1	2	1	0
Mason	45	4-10	1-3	4	3	0	11
Recchia	5	0-1	0-0	0	0	0	0
Starling	27	6-9	7-8	4	1	1	21
Simmons	2	0-1	0-0	0	0	0	0
Finnerty	6	0-1	0-0	2	0	0	0
Team				4			
Totals	225	21-54	20-33	39	12	9	66

#23 Rutgers	Virginia Tech
28	27
23	32
—	—
64	66

PERCENTAGES:

RU	FG%	52.9	3PT%	33.3	FT%	71.4
VT	FG%	38.9	3PT%	28.6	FT%	60.6

3-POINTERS - RU 5 (Horton 3, Newton 2); VT 4 (Mason 2, Starling 2)
BLOCKED SHOTS - RU 8 (Hurns 3, Campbell 2, Newton, Theodoris, Richman); VT 5 (Kublina 3, Gibson 2)
STEALS - RU 8 (Horton 3, Campbell 2, Pondexter, Hurns, Richman); VT 8 (Gardin 3, Gibson 2, Kublina, Recchia, Starling)
TURNOVERS - RU 15 (McCulloch 4, Pondexter 3, Newton 3, Horton 2, Campbell, Richman, Team); VT 15 (Mason 4, Gibson 4, Kublina 3, Lipton 2, Recchia 2)
TECHNICAL FOULS - None
OFFICIALS: Bonita Spence, Judy Stroud, Shane Griffin
ATTENDANCE: 2,110

Game Eighteen

Miami 67, Virginia Tech 66 (OT)

CORAL GABLES, Fla. (1/28/03) — A season-high 31 turnovers proved to be too much to overcome as Virginia Tech saw a tremendous comeback in the final two minutes of regulation before being naught in a 67-66 overtime loss at Miami.

Tech found itself trailing 54-47 with 1:51 remaining in regulation before the Hokies put on a fierce rally aided by poor free throw shooting by the Hurricanes. Ieva Kublina hit a layup followed by two Carrie Mason free throws to cut the Miami advantage to 54-51 with a minute left in the game. Tech forced the Hurricanes into a turnover and Mason drilled a three-pointer with seven seconds remaining to send the game into the extra period.

In overtime, the Hokies again found themselves in a hole, trailing by as many as five before Chrystal Starling hit a jumper to draw the Hokies within 67-66 with a minute left in the game. Neither time scored after that point, and Miami escaped with the win.

Tech was led by Mason with a career-high 24 points followed by Starling with 13 points and 10 rebounds and Kublina with 12 points. Erin Gibson was credited with 14 rebounds marking the third consecutive game she has had double-digit rebounds.

Miami 67, Virginia Tech 66 OT
Jan. 28, 2003; The Convocation Center

VT (66)	MP	FG	FT	R	A	PF	TP
Kublina	28	4-11	4-4	7	1	5	12
Gardin	8	0-1	0-0	2	0	0	0
Gibson	39	4-16	0-0	14	1	4	8
Lipton	20	0-2	0-0	3	2	1	0
Mason	41	6-10	9-10	2	4	2	24
Recchia	23	0-3	1-2	4	4	2	1
Starling	40	5-15	3-5	10	1	5	13
Chriss	4	0-1	0-0	1	0	0	0
Simmons	15	3-4	2-2	4	0	3	8
Finnerty	7	0-1	0-1	0	0	2	0
Team				8			
Totals	225	22-64	19-24	55	13	24	66

UM (67)	MP	FG	FT	R	A	PF	TP
Saake	42	3-11	2-6	5	2	4	8
Broussard	35	5-15	2-5	9	1	3	13
Wilkins	36	9-14	1-2	4	0	2	19
James	35	5-11	3-8	4	1	3	13
McCormick	42	4-13	2-5	7	10	4	10
Marincic	8	2-3	0-0	2	1	2	4
Wilson	8	0-1	0-0	1	1	1	0
Hartlaub	19	0-3	0-0	5	0	3	0
Team				6			
Totals	225	28-71	10-26	43	16	22	67

Virginia Tech	Miami
18	36
22	32
—	—
66	67

PERCENTAGES:

VT	FG%	34.4	3PT%	42.9	FT%	79.2
UM	FG% <td>39.4</td> <td>3PT% <td>7.7</td> <td>FT% <td>38.5</td> </td></td>	39.4	3PT% <td>7.7</td> <td>FT% <td>38.5</td> </td>	7.7	FT% <td>38.5</td>	38.5

3-POINTERS - VT 3 (Mason 3); UM 1 (Broussard)
BLOCKED SHOTS - VT 2 (Gardin, Starling); UM 9 (Saake 4, Broussard 4, McCormick)
STEALS - VT 17 (Mason 4, Gibson 4, Recchia 2, Starling 2, Kublina, Lipton, Chriss, Simmons, Finnerty); UM 19 (McCormick 7, Saake 5, Broussard 3, Hartlaub 2, Wilkins, James)
TURNOVERS - VT 31 (Starling 7, Mason 7, Lipton 5, Gibson 4, Recchia 2, Simmons 2, Kublina, Gardin, Chriss, Team); UM 21 (McCormick 7, Broussard 3, James 3, Marincic 3, Wilson 2, Wilkins 2, Saake)
TECHNICAL FOULS - None
OFFICIALS: Yvette McKinney, Mark Zentz, Susan Chue
ATTENDANCE: 728

Game Nineteen

Virginia Tech 80, Providence 56

BLACKSBURG, Va. (2/1/03) — Virginia Tech stretched its home winning streak to 10 games and collected another important BIG EAST victory by downing the Providence College Friars 80-56 in front of 2,704 fans.

Tech's 6-foot-4 junior Ieva Kublina scored 25 points on 9-of-12 shooting to lead four Hokies in double figures. Sophomore Erin Gibson tallied 15 points while Carrie Mason contributed 10. Chrystal Starling, the Co-Player of the Week in the BIG EAST, joined her teammates in double figures with 10.

Kublina entered the game needing just eight points to reach 1,000 for her career. She wasted little time in becoming the 15th player in the history of Tech's women's program to reach that milestone. A running left-hander to the left of the lane at the 13:17 mark of the first half secured Kublina's place in the Tech record book. She also became the fifth-fastest to reach the mark by doing it in her 82nd game.

Providence came out attacking Tech's post and claimed an early 6-2 lead. But the Hokies answered back with strong post play of their own. Kublina and center Erin Gibson scored all of the points in a 10-0 run over the next 4:30. The Hokies never trailed again.

Fran Recchia hit a 3-pointer with two seconds left in the half to give the Hokies their largest lead of the half going into the locker room, 35-24. The Hokies closed out the half on a 9-3 run and opened the second half with a 15-2 run. That combined 24-5 run gave the Hokies a 50-26 lead. The Friars cut the lead to 13, but never seriously challenged for the remainder of the game.

Virginia Tech 80, Providence 56

Feb. 1, 2003; Cassell Coliseum

PC (56)	MP	FG	FT	R	A	PF	TP
Wheeler	25	3-6	6-7	7	0	5	12
Simmonds	22	5-13	2-4	10	2	3	12
Blackwell	21	1-2	2-2	1	0	4	4
Epstein	34	1-7	5-6	3	2	2	7
Freeburg	34	6-12	3-4	3	1	3	16
Horvath	14	0-0	0-0	1	1	2	0
Quinn	27	1-1	0-0	1	1	1	3
Nwafili	12	1-4	0-0	5	0	3	2
Gilmore	8	0-4	0-0	3	0	1	0
Keefe	3	0-0	0-0	0	0	0	0
Team				0			
Totals	200	18-49	18-23	34	7	24	56

VT (80)

MP	FG	FT	R	A	PF	TP
Kublina	33	9-12	6-7	7	2	25
Starling	27	4-8	2-2	1	3	4
Gibson	29	7-11	1-2	7	0	3
Lipton	23	0-3	0-0	1	2	1
Mason	32	4-8	2-2	3	6	2
Recchia	14	1-1	0-0	0	2	1
Chriss	6	1-1	3-4	1	1	0
Gardin	18	2-5	1-2	0	0	3
Simmons	12	0-2	5-6	4	0	2
Finnerty	6	1-5	0-0	1	0	1
Team				3		
Totals	200	29-56	20-25	28	16	19

Providence	24	32	—	56
Virginia Tech	35	45	—	80

PERCENTAGES:

PC	FG%	36.7	3PT%	40.0	FT%	78.3
VT	FG%	51.8	3PT%	28.6	FT%	80.0

3-POINTERS - PC 2 (Freeburg, Quinn); VT 2 (Kublina, Recchia)
BLOCKED SHOTS - PC 3 (Simmonds 2, Quinn); VT 4 (Gibson 2, Kublina, Gardin)
STEALS - PC 8 (Freeburg 4, Wheeler 2, Simmonds, Quinn); VT 13 (Gibson 3, Mason 2, Gardin 2, Finnerty 2, Kublina, Starling, Lipton, Chriss)
TURNOVERS - PC 27 (Wheeler 7, Epstein 6, Freeburg 6, Simmonds 2, Blackwell 2, Nwafili 2, Horvath, Keefe); VT 17 (Starling 4, Gibson 3, Lipton 3, Kublina 2, Mason, Recchia, Gardin, Simmons, Finnerty)
TECHNICAL FOULS - None
OFFICIALS: John Palermo, Kim Watt, Bryan Brunette
ATTENDANCE: 2,704

Game Twenty

Virginia Tech 55, Seton Hall 46

SOUTH ORANGE, N.J. (2/4/03) — Junior forward Ieva Kublina scored 24 points, including a career-high four three-point field goals, to lead Virginia Tech to a key 55-46 win over Seton Hall in Walsh Gym.

Tech used a combination of Kublina's offense and a suffocating defense to defeat the Pirates. Seton Hall jumped out to an early 13-6 lead in the first five minutes of the game only to see the Hokies put together a 12-0 run over the next 8:38 to take an 18-13 advantage. Kublina had eight points during the run, including two treys.

The Pirates finally made a basket to draw within three at 18-15 but could get no closer for the remainder of the game. Tech led 26-21 at halftime with Kublina scoring 18 of the 26 points.

The Tech defense, which limited Seton Hall to only 33.3 percent from the field in the first half, tightened its grip and held the Pirates to 25.0 percent in the second half. Tech extended the lead to 13 points at 42-29 with 9:29 remaining in the game and the Pirates could get no closer than six points the rest of the way.

Kublina, who became the 15th member of the Tech 1,000-point club against Providence, ended with a game-high 24 points to go along with six rebounds and three blocks. She was 9-of-14 from the field, 4-of-4 from behind the arc and 2-of-3 at the free throw line.

Freshman Carrie Mason added 11 points and career-high tying six assists for Tech. Seton Hall, which shot only 28.8 percent for the game, was led by Melissa Langelier with 11 points.

Virginia Tech 55, Seton Hall 46

Feb. 4, 2003; Walsh Gym

VT (55)	MP	FG	FT	R	A	PF	TP
Kublina	37	9-14	2-3	6	1	0	24
Starling	26	2-6	0-0	4	3	3	4
Gibson	18	2-4	0-2	2	1	3	4
Lipton	25	1-3	0-0	2	3	2	3
Mason	37	4-8	3-4	1	6	2	11
Recchia	0+	0-0	0-0	0	0	0	0
Chriss	8	0-1	1-2	0	0	0	1
Gardin	24	1-6	0-0	3	0	1	2
Simmons	17	1-2	0-0	6	0	1	2
Finnerty	8	2-4	0-0	3	0	0	4
Team				5			
Totals	200	22-48	6-11	32	14	12	55

SHU (46)	MP	FG	FT	R	A	PF	TP
Ardon	33	2-7	5-6	3	0	2	9
Bush	32	3-3	0-0	7	0	1	6
Thomas	31	4-9	0-0	6	1	2	8
Langelier	30	3-12	2-2	3	3	1	11
Burgess	28	0-6	2-2	5	5	2	2
Shutz	2	0-1	0-0	0	0	0	0
Lindqvist	12	0-1	0-0	0	0	3	0
Carroll	5	0-3	0-0	0	0	1	0
Costello	4	0-1	0-0	1	0	0	0
Brown	23	3-9	4-4	6	0	3	10
Team				3			
Totals	200	15-52	13-14	34	9	15	46

Virginia Tech	26	29	—	55
Seton Hall	21	25	—	46

PERCENTAGES:

VT	FG%	45.8	3PT%	45.5	FT%	54.5
SHU	FG%	28.8	3PT%	21.4	FT%	92.9

3-POINTERS - VT 5 (Kublina 4, Lipton); SHU 3 (Langlier 3)
BLOCKED SHOTS - VT 6 (Kublina 3, Gardin 2, Simmons); SHU 2 (Ardon, Thomas)
STEALS - VT 2 (Chriss, Simmons); SHU 7 (Bush 3, Ardon 2, Lindqvist, Brown)
TURNOVERS - VT 14 (Mason 4, Kublina 3, Starling 3, Lipton, Gardin, Simmons, Team); SHU 12 (Burgess 3, Thomas 2, Ardon, Langelier, Costello, Brown)
TECHNICAL FOULS - None
OFFICIALS: Angie Lewis, Bonita Spence, Kathy Jenkins
ATTENDANCE: 593

Game Twenty-one

Virginia Tech 53, Notre Dame 50

BLACKSBURG, Va. (2/9/03) — Carrie Mason converted a three-point play with 0:13 remaining to give Virginia Tech a 53-50 victory over Notre Dame Sunday afternoon in Cassell Coliseum.

The contest was a game of spurts, with both teams going on short runs. Neither team was able to build more than a four-point advantage, as there were 14 ties and 12 lead changes. Notre Dame was able to dominate on the inside, taking a 24-4 advantage in points in the paint, but Tech was able to get it done on the foul line, hitting 22-of-24 free-throw attempts. The Hokies' 91.7 free-throw percentage marks a new team best in BIG EAST play.

Tech, which shot only 28.6 percent from the field, limited the Irish to 38.6 percent shooting.

Ieva Kublina led the Hokies with 21 points and was a perfect 11-of-11 from the charity stripe, tying a school record for free-throw percentage in a game. She also had seven of Tech's eight blocks, tying her career-high. Kublina has now blocked three or more shots in 28 games as a Hokie.

Also in double figures for Tech were Chrystal Starling with 16 points and nine boards and Mason with 11 points.

Jacqueline Batteast led the way for the Irish with 13 points, five blocks and four steals, while Katy Flecky added 11 points.

Virginia Tech 53, Notre Dame 50
Feb. 9, 2003; Cassell Coliseum

UND (50)	MP	FG	FT	R	A	PF	TP
Batteast	37	3-13	7-10	3	2	4	13
Borton	29	1-4	1-4	4	2	2	3
Severe	37	3-5	1-2	6	3	3	7
Duffy	20	1-3	2-2	2	2	1	4
Ratay	33	1-4	2-2	5	0	1	4
Flecky	29	4-4	2-3	5	1	3	11
LaVere	15	4-11	0-0	6	0	5	8
Team				3			
Totals	200	17-44	15-23	34	10	19	50

VT (53)	MP	FG	FT	R	A	PF	TP
Kublina	37	5-13	11-11	3	2	4	21
Gibson	19	0-5	1-2	6	2	5	1
Lipton	12	0-1	0-0	0	0	1	0
Starling	40	4-13	7-8	9	1	1	16
Mason	40	3-7	3-3	6	3	0	11
Recchia	4	0-1	0-0	0	0	0	0
Chriss	6	0-1	0-0	2	0	0	0
Gardin	18	1-5	0-0	1	0	4	2
Simmons	22	1-3	0-0	0	1	4	2
Finnerty	2	0-0	0-0	0	0	1	0
Team				4			
Totals	200	14-49	22-24	31	9	20	53

Notre Dame	26	24	—	50
Virginia Tech	23	30	—	53

PERCENTAGES:

UND	FG%	38.6	3PT%	25.0	FT%	65.2
VT	FG%	28.6	3PT%	21.4	FT%	91.7

3-POINTERS - UND 1 (Flecky); VT 3 (Mason 2, Starling)
BLOCKED SHOTS - UND 10 (Batteast 5, Borton 3, Flecky, LaVere); VT 8 (Kublina 7, Gardin)
STEALS - UND 7 (Batteast 4, Flecky 2, Ratay); VT 8 (Kublina 2, Gardin 2, Simmons 2, Gibson, Starling)
TURNOVERS - UND 21 (Severe 5, Flecky 5, LaVere 4, Batteast 2, Duffy 2, Ratay 2, Borton); VT 16 (Starling 4, Kublina 4, Gibson 3, Mason 2, Gardin, Simmons, Finnerty)
TECHNICAL FOULS - None
OFFICIALS: Dennis DeMayo, Susan Chue, Jerome Skrine
ATTENDANCE: 3,154

Game Twenty-two
Virginia Tech 78, Georgetown 46

BLACKSBURG, Va. (2/12/03) — Virginia Tech jumped out to an early lead against the Georgetown Hoyas and never looked back in capturing an emphatic 78-46 BIG EAST win at Cassell Coliseum.

The Hokies came out of the gates quickly, which has been a rarity for them this season, even at home. They pounced on the Hoyas early claiming a 13-3 lead, and maintained the lead, leading at halftime 28-16.

Georgetown shot the ball poorly from the field, connecting on just 4-of-27 attempts (14.8 percent) in the first period of play. The Hoyas were also hurt by foul trouble as star center Rebekkah Brunson picked up three fouls in the first half.

Tech extended its lead to 40-24 early in the second half, but the Hoyas responded with a 9-2 run to cut the lead to nine. It was as close as they would come. With a little over nine minutes remaining and Tech ahead 47-37, the Hokies went on a 31-9 run to close out the game.

Brunson, who picked up her fourth foul early in the second half, fouled out in the midst of the run at the 5:44 mark. She came in averaging 17.3 points and 11.7 rebounds per game, but managed just 13 points and four rebounds against Tech. Tech sophomore Erin Gibson received much of the credit for that.

Junior center Ieva Kublina led all players with 16 points and seven rebounds. Senior Chrystal Starling chipped in 13 points while Gibson added 11 points and six rebounds. Freshman Carrie Mason contributed nine points and tied her career-high with six assists.

Virginia Tech 78, Georgetown 46
Feb. 12, 2003; Cassell Coliseum

GU (46)	MP	FG	FT	R	A	PF	TP
Zsuzsanna	23	3-6	3-4	4	0	5	9
Bruce	30	0-6	6-6	6	1	5	6
Brunson	25	4-10	5-8	4	3	5	13
Lisicky	34	2-9	5-5	1	1	3	9
Jenkins	31	1-9	0-1	3	2	3	2
Berggren	4	0-0	0-2	0	0	1	0
Tyburski	13	0-0	0-0	0	0	0	0
Duany	19	0-3	0-2	3	0	3	0
Bendegue	3	0-0	2-2	1	0	0	2
Jackson	7	1-2	0-0	2	0	1	2
Tamoulianis	11	0-6	3-4	2	0	1	3
Team				4			
Totals	200	11-51	24-34	30	7	27	46

VT (78)	MP	FG	FT	R	A	PF	TP
Starling	27	4-11	4-4	3	3	3	13
Gibson	25	5-8	1-3	6	0	4	11
Kublina	27	3-6	10-12	7	2	3	16
Lipton	17	1-2	2-2	2	1	2	4
Mason	35	2-5	4-6	5	6	2	9
Recchia	14	2-3	3-3	2	1	0	8
Fowler	3	1-2	0-0	0	0	1	2
Chriss	5	1-1	4-4	0	2	1	6
Gardin	23	2-5	0-0	3	1	3	4
Simmons	17	1-1	0-0	3	0	4	2
Finnerty	7	1-1	1-2	1	0	2	3
Team				5			
Totals	200	23-45	29-36	37	16	25	78

Georgetown	16	30	—	46
Virginia Tech	28	50	—	78

PERCENTAGES:

GU	FG%	21.6	3PT%	0.0	FT%	70.6
VT	FG%	51.1	3PT%	27.3	FT%	80.6

3-POINTERS - GU 0; VT 3 (Starling, Mason, Recchia)
BLOCKED SHOTS - GU 3 (Zsuzsanna, Brunson, Bendegue); VT 4 (Kublina 3, Gibson)
STEALS - GU 5 (Brunson 2, Bruce, Lisicky, Jackson); VT 6 (Starling 2, Kublina 2, Mason, Simmons)
TURNOVERS - GU 15 (Lisicky 3, Bruce 2, Brunson 2, Jenkins 2, Berggren 2, Zsuzsanna, Duany, Bendegue, Tamoulianis); VT 13 (Gibson 2, Kublina 2, Mason 2, Gardin 2, Starling, Lipton, Recchia, Simmons, Finnerty)
TECHNICAL FOULS - None
OFFICIALS: June Courteau, Nan Sisk, Beverly Roberts
ATTENDANCE: 2,110

Game Twenty-three
Boston College 65, Virginia Tech 47

CHESTNUT HILL, Mass. (2/16/03) — The only thing colder than the weather outside the Silvio O. Conte Forum was Virginia Tech's shooting in the Hokies' 65-47 loss to Boston College. The loss snapped a four-game Tech winning streak and a two-game skid for the Eagles.

Tech was held to a season-low 47 points and shot only 35.4 percent from the field while committing 21 turnovers. The Eagles converted the Hokie miscues into 24 points.

Boston College used a big run at the end of the first half and into the second frame to seal the victory. After trailing by as many as nine points early in the contest, Tech closed to within 28-24 on two Dawn Chriss free throws with 2:37 remaining in the first half. Maureen Leahy hit two baskets to give BC a 32-24 halftime advantage.

The second half opened with an Eagle bucket but Tech responded with a three-pointer from Emily Lipton to cut the lead to 34-27. Lipton's trey was to be the Hokies last points over the next 9:26 as BC iced the game with a 15-0 run. During the drought, Tech was 0-of-7 from the field and committed seven turnovers.

Chrystal Starling led Tech with 14 points followed by Carrie Mason with 12 points. Tech's Ieva Kublina was held to a season-low six points and the Hokies' other inside threat, Erin Gibson, was limited to only two points.

Becky Gottstein led BC with 22 points followed by Jesslyn Deveny's 20-point effort.

#22 Boston College 65, Virginia Tech 47
Feb. 16, 2003; Silvio O. Conte Forum

VT (47)	MP	FG	FT	R	A	PF	TP
Kublina	40	3-10	0-0	5	0	0	6
Starling	37	5-11	4-4	4	0	4	14
Gibson	20	0-3	2-2	1	1	3	2
Lipton	10	2-3	0-0	0	0	1	5
Mason	40	5-9	2-2	7	2	0	12
Recchia	3	0-1	0-0	0	0	0	0
Chriss	14	1-4	3-4	4	0	2	5
Gardin	16	0-3	1-2	1	1	1	1
Simmons	20	1-4	0-0	5	0	1	2
Team				5			
Totals	200	17-48	12-14	32	4	12	47

#22 BC (65)	MP	FG	FT	R	A	PF	TP
Stepherson	25	3-6	0-0	2	3	4	6
Gottstein	32	9-12	4-4	8	2	0	22
Mackie	15	4-7	1-1	2	1	1	9
Deveny	20	6-12	6-6	7	3	2	20
Jacobs	29	0-6	0-0	0	7	3	0
Queenan	3	0-1	0-0	0	0	0	0
Droesch	28	0-4	0-0	3	1	3	0
Parham	3	0-0	0-0	3	1	0	0
Leahy	20	3-4	0-0	3	1	3	6
Spears	9	1-4	0-0	1	0	2	2
Team				1			
Totals	200	26-56	11-11	30	19	18	65

Virginia Tech	24	23	—	47
#22 Boston College	32	33	—	65

PERCENTAGES:

VT	FG%	35.4	3PT%	14.3	FT%	85.7
#22 BC	FG%	46.4	3PT%	25.0	FT%	100.0

3-POINTERS - VT 1 (Lipton); BC 2 (Deveny 2)
BLOCKED SHOTS - VT 1 (Kublina); BC 2 (Leahy 2)
STEALS - VT 4 (Kublina, Starling, Gibson, Chriss); BC 7 (Droesch 4, Mackie, Deveny, Spears)
TURNOVERS - VT 21 (Kublina 4, Starling 3, Gibson 3, Lipton 3, Gardin 3, Simmons 2, Mason 2, Chriss); BC 13 (Gottstein 3, Deveny 3, Stepherson 2, Jacobs 2, Droesch 2, Leahy)
TECHNICAL FOULS - None
OFFICIALS: Jack Riordan, Kathy Jenkins, Susan Chue
ATTENDANCE: 2,917

Game Twenty-four
Villanova 71, Virginia Tech 61

BLACKSBURG, Va. (2/22/03) — Virginia Tech was plagued by turnovers and another slow start in falling to the No. 20 Villanova Wildcats 71-61. The loss snapped Tech's 15-game regular season home winning streak in front of 2,581 fans at Cassell Coliseum.

Villanova hit six of its first seven shots in jumping out to a 17-6 lead. The Wildcats held on to lead 30-20 at halftime behind strong first half performances by Trish Juhline and Katie Davis, both of whom hit double figures in the half. The Wildcats also connected on 4-of-8 3-pointers, while Tech missed on all three of its attempts.

In the second half, Villanova stayed hot. The Wildcats' bigger guards continued to back Tech's guards down on isolation plays and hit short jump shots over them. Villanova extended its lead to 46-28 on an NBA-range 3-pointer by Juhline.

Tech found enough left in its tank to cut the lead to six with a little over a minute to play, but the Hokies could get no closer. Villanova drained the shot clock and, on three different occasions, hit shots right as the buzzer sounded.

Ieva Kublina worked extremely hard in the post and it was reflected in her stats. She led Tech with 23 points and a career-high 17 rebounds, her fourth double-double of the season. She was the only Hokie in double figures.

Juhline led the Wildcats with 28 points on 11-of-22 shooting and hit 3-of-6 3-pointers. Katie Davis and Courtney Mix chipped in with 18 and 15 respectively.

#20 Villanova 71, Virginia Tech 61
Feb. 22, 2003; Cassell Coliseum

#20 VU (71)	MP	FG	FT	R	A	PF	TP
Mix	36	3-8	9-14	4	4	4	15
Druckenmiller	39	1-1	1-4	4	0	0	4
Rediger	14	0-2	0-0	2	0	4	0
Davis	40	5-9	6-7	3	1	2	18
Juhline	40	11-22	3-4	5	2	2	28
Dessart-Mager	26	2-3	2-2	2	0	2	6
Roantree	5	0-0	0-0	0	0	1	0
Team				3			
Totals	200	22-45	21-31	23	7	15	71

VT (61)	MP	FG	FT	R	A	PF	TP
Kublina	40	8-14	7-10	17	2	2	23
Starling	17	2-7	0-0	3	2	5	4
Gibson	24	2-8	0-0	9	0	1	4
Lipton	14	0-0	0-0	0	0	0	0
Mason	37	2-8	4-5	1	3	4	8
Recchia	25	2-4	0-0	2	1	5	5
Chriss	0+	0-0	0-0	0	0	0	0
Gardin	27	4-6	0-0	4	2	1	8
Simmons	16	4-9	1-2	3	0	1	9
Team				4			
Totals	200	24-56	12-17	43	10	19	61

#20 Villanova	30	41	—	71
Virginia Tech	20	41	—	61

PERCENTAGES:

#20 VU	FG%	48.9	3PT%	50.0	FT%	67.7
VT	FG%	42.9	3PT%	12.5	FT%	70.6

3-POINTERS - VU 6 (Juhline 3, Davis 2, Druckenmiller); VT 1 (Recchia)
BLOCKED SHOTS - VU 4 (Dessart-Mager 2, Juhline, Druckenmiller); VT 1 (Kublina)
STEALS - VU 11 (Juhline 4, Davis 3, Mix 2, Dessart-Mager 2); VT 3 (Kublina, Gardin, Simmons)
TURNOVERS - VU 6 (Juhline 4, Mix, Davis); VT 16 (Mason 5, Kublina 3, Starling 2, Recchia 2, Gardin 2, Lipton, Simmons)
TECHNICAL FOULS - None
OFFICIALS: Jack Riordan, John Morningstar, Kathy Lynch
ATTENDANCE: 2,581

**Game Twenty-five
Rutgers 67, Virginia Tech 43**

PISCATAWAY, N.J. (2/26/03) — The combination of poor shooting, turnovers and trouble on the boards proved to be too much for Virginia Tech to overcome in a 67-43 loss at 20th-ranked Rutgers. The loss was Tech's third straight and third consecutive to a nationally-ranked opponent. The Hokies' previous two defeats were at No. 23 Boston College and at home against No. 20 Villanova.

The contest remained close in the first eight minutes as Tech took an 11-10 lead with 12:15 remaining in the half on a Carrie Mason three-point shot. The lead would be the Hokies' last of the evening.

Rutgers responded with a 14-4 run over the next seven minutes to build the lead to 24-15 before Tech put up its best fight of the game. The Hokies reeled off five unanswered points on a Ieva Kublina three-point play and a jumper by Mason to draw within 24-20. Unfortunately, that would be as close as Tech would come for the remainder of the contest.

The Scarlet Knights' Dawn McCullough, who entered the game shooting only 17.6 percent from behind the arc, buried two consecutive three-point shots to increase the lead to ten and Rutgers carried a 34-24 lead into halftime.

Kublina and Chrystal Starling led Tech with nine points. McCullough led Rutgers with a game-high 23 points followed by Chelsea Newton with 11 and Cappie Pondexter and Shalicia Hurns with 10 points each.

**#20 Rutgers 67, Virginia Tech 43
Feb. 26, 2003; Louis Brown Athletic Center**

VT (43)	MP	FG	FT	R	A	PF	TP
Gibson	27	1-4	4-6	7	1	2	6
Kublina	30	3-12	2-3	4	0	5	9
Lipton	17	1-1	0-0	1	0	0	2
Starling	32	3-12	2-2	2	0	2	9
Mason	40	2-4	0-0	3	4	0	5
Chriss	8	1-1	0-0	2	1	1	2
Gardin	26	3-9	0-0	5	2	1	6
Simmons	11	1-1	0-0	4	0	1	2
Finnerty	9	1-2	0-3	1	1	3	2
Team				3			
Totals	200	16-46	8-14	32	9	15	43
#20 RU (67)	MP	FG	FT	R	A	PF	TP
Newton	40	4-11	3-3	9	2	3	11
Campbell	20	3-10	0-1	5	0	2	6
Horton	27	1-9	0-0	2	2	2	2
Pondexter	34	5-11	0-0	4	5	1	10
McCullough	34	9-14	2-2	3	3	0	23
Hurns	23	2-3	6-9	9	1	3	10
Locke	1	0-0	0-0	0	0	0	0
Petillion	12	1-1	0-0	2	1	1	2
Cahoe	1	0-1	1-2	3	0	0	1
Richman	8	1-4	0-0	3	0	3	2
Team				4			
Totals	200	26-64	12-17	44	14	15	67
Virginia Tech		24	19	—	—	—	43
#20 Rutgers		34	33	—	—	—	67

PERCENTAGES:
VT FG% 34.8 3PT% 30.0 FT% 57.1
#20 RU FG% 40.6 3PT% 33.3 FT% 70.6

3-POINTERS - VT 3 (Kublina, Starling, Mason); RU 3 (McCullough 3)
BLOCKED SHOTS - VT 5 (Gibson 3, Kublina, Gardin); RU 3 (Pondexter, Hurns, Richman)
STEALS - VT 3 (Kublina, Starling, Simmons); RU 8 (Horton 2, Hurns 2, Newton, Campbell, Pondexter, McCullough)
TURNOVERS - VT 20 (Gibson 4, Lipton 3, Starling 3, Mason 3, Kublina 2, Gardin 2, Finnerty 2, Chriss); RU 9 (Campbell 3, Pondexter 2, Newton, Horton, Hurns, Richman)
TECHNICAL FOULS - None
OFFICIALS: Nan Sisk, Wesley Dean, Denise Brooks-Clauser
ATTENDANCE: 2,073

**Game Twenty-six
Virginia Tech 76, West Virginia 64**

BLACKSBURG, Va. (3/1/03) — Virginia Tech went inside early and often and ended up pounding West Virginia 76-64 on Senior Day in a BIG EAST Conference game in front of 3,408 fans at Cassell Coliseum. The Hokies snapped a rare three-game losing streak under head coach Bonnie Henrickson with the victory.

Tech never trailed in this one, taking a 10-point lead at halftime, and the Hokies expanded that lead to 16 with 13:29 left in the game. West Virginia made a small run, and cut the lead to 10 on a jumper by Yolanda Paige with 9:45 left. But after that, the Hokies put the game away with a 14-2 run and never looked back.

Chrystal Starling, one of just two Tech seniors on this year's team, and junior Ieva Kublina led Tech with 18 points each. Tech's inside presence, led by Kublina, proved to be too much for the Mountaineers as the Hokies scored 46 of their 76 points in the paint.

The Hokies, who shot 50 percent from the floor for the game, also got 12 points and seven rebounds from Erin Gibson. For the first time this season, Gibson did not get the start as Henrickson elected to go with Davina Simmons. But the sophomore from Carroll County [Va.] High hit 6-of-11 from the floor, grabbed seven rebounds, dished out two assists, blocked two shots and recorded two steals in one of her better performances of the season.

Paige led West Virginia with 18 points, while Lattitia Williams added 15. Kate Bulger, the Mountaineers' leading scorer on the season, finished with 12, but made just 4-of-13 from the floor.

**Virginia Tech 76, West Virginia 64
Mar. 1, 2003; Cassell Coliseum**

WVU (64)	MP	FG	FT	R	A	PF	TP
Carter	26	2-4	2-2	4	0	5	6
White	25	1-7	0-0	9	1	4	2
Paige	38	8-15	1-3	3	5	0	18
Dunlap	26	1-4	2-2	5	0	4	4
Bulger	36	4-13	1-2	3	2	2	12
Dunn	21	3-8	0-0	3	0	0	7
Williams	22	6-10	3-6	7	0	2	15
Carson	6	0-0	0-0	1	0	1	0
Team				2			
Totals	200	25-61	9-15	37	8	18	64
VT (76)	MP	FG	FT	R	A	PF	TP
Kublina	34	7-12	3-3	9	1	1	18
Starling	30	7-14	3-3	4	1	3	18
Simmons	10	1-2	0-0	1	1	0	2
Lipton	23	3-5	0-0	2	1	1	7
Mason	32	1-5	2-2	1	4	2	5
Recchia	4	0-0	1-2	0	0	0	1
Fowler	2	0-0	0-0	0	0	2	0
Chriss	11	2-3	0-0	1	0	0	4
Gardin	19	2-5	2-5	5	6	0	6
Lingenfelder	2	0-0	0-0	0	0	0	0
Finnerty	4	1-3	1-2	2	0	0	3
Gibson	29	6-11	0-4	7	2	2	12
Team				5			
Totals	200	30-60	12-21	37	16	11	76
West Virginia		27	37	—	—	—	64
Virginia Tech		37	39	—	—	—	76

PERCENTAGES:
WVU FG% 41.0 3PT% 38.5 FT% 60.0
VT FG% 50.0 3PT% 36.4 FT% 57.1

3-POINTERS - WVU 5 (Bulger 3, Paige, Dunn); VT 4 (Kublina, Starling, Lipton, Mason)
BLOCKED SHOTS - WVU 5 (Dunlap 2, Bulger 2, Williams); VT 6 (Kublina 3, Gibson 2, Gardin)
STEALS - WVU 3 (Carter, Paige, Dunn); VT 8 (Kublina 2, Starling 2, Gibson 2, Lipton, Gardin)
TURNOVERS - WVU 17 (Bulger 4, White 3, Paige 3, Williams 3, Carter 2, Carson 2); VT 13 (Starling 3, Kublina 2, Mason 2, Gibson 2, Lipton, Recchia, Gardin, Finnerty)
TECHNICAL FOULS - None
OFFICIALS: Dee Kantner, Angie Lewis, Tom Danaher
ATTENDANCE: 3,408

**Game Twenty-seven
Virginia Tech 69, Saint John's 53**

JAMAICA, N.Y. (3/4/03) — Virginia Tech entered its contest at St. John's knowing a victory would send the Hokies to the BIG EAST Championship as the fifth seed. The Red Storm knew that a win would earn them a spot in the tournament. In a tale of two halves, St. John's played the first frame like a team playing to keep its season alive, but Virginia Tech applied the defensive pressure following intermission, flexing its muscles en route to a 69-53 win.

St. John's played the Hokies tough in the first half, forcing 11 turnovers and limiting Tech to only 40 percent from the field on the way to a 26-26 tie at the half. The second half was to be a completely different story.

Tech opened the second half on a 20-6 run to take a commanding 46-32 lead on a Ieva Kublina layup with 11:57 remaining in the game. St. John's would get no closer than nine points for the remainder of the game.

The Hokies, who were outscored 18-8 in the first half in the paint, clamped down on the inside defensively in the second, converting Red Storm missed shot into layups in compiling a 26-14 inside advantage after intermission.

Tech shot 47.3 percent from the field, including 53.3 percent in the second half, and held a 21-14 second half rebound advantage.

Chrystal Starling led three Hokies in double figures with 20 points, followed by Carrie Mason with 16 points, including three treys, and Kublina with 14. St. John's was led by Shemika Stevens with 14 points and Patrycja Gulak with 10.

**Virginia Tech 69, St. John's 53
Mar. 4, 2003; Alumni Hall**

VT (69)	MP	FG	FT	R	A	PF	TP
Starling	25	10-18	0-0	4	1	0	20
Gibson	23	1-4	3-4	7	1	3	5
Kublina	33	6-13	2-3	3	0	2	14
Lipton	29	1-3	1-3	3	4	2	3
Mason	35	4-9	5-6	4	7	0	16
Recchia	5	0-1	0-0	1	1	0	0
Gardin	26	2-4	3-3	6	1	2	7
Simmons	21	2-3	0-0	5	0	0	4
Finnerty	3	0-0	0-0	1	0	0	0
Team				1			
Totals	200	26-55	14-19	35	15	9	69
SJU (53)	MP	FG	FT	R	A	PF	TP
Fowler	21	2-4	0-0	6	1	5	4
Leung	37	2-3	0-0	1	1	0	5
Stevens	27	5-14	2-2	3	2	4	14
Brown	5	0-0	0-0	1	0	0	0
Szavuly	34	3-8	2-3	3	1	1	8
Kurtosi	13	3-6	0-0	3	0	1	6
Petersen	10	0-2	0-0	2	0	0	0
Andrews	15	2-4	0-2	6	1	1	4
Gyuris	11	1-1	0-0	1	0	0	2
Gulak	27	5-11	0-0	1	3	3	10
Team				1			
Totals	200	23-53	4-7	28	9	15	53
Virginia Tech		26	43	—	—	—	69
St. John's		26	27	—	—	—	53

PERCENTAGES:
VT FG% 47.3 3PT% 23.1 FT% 73.7
SJU FG% 43.4 3PT% 27.3 FT% 57.1

3-POINTERS - VT 3 (Mason 3); SJU 3 (Stevens 2, Leung)
BLOCKED SHOTS - VT 2 (Kublina, Gardin); SJU 3 (Fowler 2, Gulak)
STEALS - VT 9 (Starling 3, Lipton 3, Mason 2, Gibson); SJU 9 (Gulak 4, Leung 2, Stevens, Szavuly, Andrews)
TURNOVERS - VT 18 (Gardin 4, Gibson 3, Mason 3, Starling 2, Kublina 2, Lipton 2, Recchia 2); SJU 22 (Leung 4, Stevens 4, Szavuly 4, Petersen 3, Gulak 3, Fowler 2, Brown, Team)
TECHNICAL FOULS - St. John's Bench
OFFICIALS: Bonita Spence, John Palermo, Joanne Aldrich
ATTENDANCE: 644

Game Twenty-eight

Virginia Tech 66, West Virginia 60

PISCATAWAY, N.J. (3/8/03) — An 18-0 first-half run and a pair of unlikely heroes in true freshman Dawn Chriss and flu-stricken senior Chrystal Starling helped the Virginia Tech women's basketball team stave off a furious second-half rally by West Virginia en route to a 66-60 victory in the first round of the BIG EAST tournament in Piscataway N.J.

Tech held a 38-21 advantage at halftime and scored the first basket of the second half to provide its largest lead of the game

At that point, things started falling apart for Tech. West Virginia went on a 19-6 run in which it hit seven shots in a row and closed the gap to 51-48 with 7:50 to go. But Starling, who started the game but had been on the bench since the early part of the first half with her illness, re-entered the game at that point and, along with Chriss, took over.

The duo combined to score Tech's next 11 points, often on assists to each other. Starling found Chriss twice with nice passes underneath the basket and Chriss returned the favor with a cross-court pass off of which Starling knocked down the decisive 3-pointer. That mini-run gave the Hokies a 10-point lead with 3:30 to go.

All-BIG EAST first-teamer leva Kublina led the Hokies with 14 points, while Chriss scored a career high 13. Starling tallied 11, mostly in the second half, while Erin Gibson grabbed a game-high 12 rebounds to go along with seven points.

For West Virginia, Kate Bulger led the team with 17 points and Yolanda Paige totaled 16.

With Tech's third victory of the season over WVU, the Hokies also reached the 20-win plateau for the sixth straight season, all under head coach Bonnie Henrickson.

BIG EAST CHAMPIONSHIP FIRST ROUND

Virginia Tech 66, West Virginia 60

Mar. 8, 2003; Louis Brown Athletic Center

WVU (60)	MP	FG	FT	R	A	PF	TP
Carson	26	5-6	1-1	3	0	3	11
White	25	0-2	0-0	3	0	5	0
Paige	38	4-12	8-8	4	7	1	16
Dunlap	32	3-8	0-2	9	4	2	6
Bulger	39	7-20	0-0	5	1	0	17
Dunn	11	1-4	0-0	2	0	2	2
Williams	20	4-7	0-2	4	0	5	8
Kilgore	9	0-1	0-0	0	1	2	0
Team				4			
Totals	200	24-60	9-13	34	13	20	60

VT (66)	MP	FG	FT	R	A	PF	TP
Kublina	30	4-10	5-7	5	1	4	14
Starling	22	3-6	4-6	2	2	0	11
Gibson	33	3-7	1-4	12	1	1	7
Lipton	24	1-3	0-0	1	1	1	2
Mason	32	3-10	2-2	2	5	1	9
Chriss	21	5-6	3-4	4	1	2	13
Gardin	21	2-5	2-2	3	2	3	6
Simmons	12	1-3	0-0	1	2	1	2
Finnerty	5	1-2	0-0	2	0	0	2
Team				6			
Totals	200	23-52	17-25	38	14	13	66

West Virginia	FG%	3PT%	27.3	FT%	69.2
Virginia Tech	44.2	3PT%	37.5	FT%	68.0

3-POINTERS - WVU 3 (Bulger 3); VT 3 (Kublina, Starling, Mason)
BLOCKED SHOTS - WVU 5 (White 2, Carson, Dunlap, Kilgore); VT 5 (Kublina 2, Gibson, Gardin, Simmons)
STEALS - WVU 5 (White 2, Carson, Dunlap, Kilgore); VT 4 (Chriss 2, Kublina, Lipton)
TURNOVERS - WVU 11 (White 5, Dunlap 2, Williams 2, Carson, Bulger) VT 14 (Gardin 5, Gibson 2, Mason 2, Simmons 2, Kublina, Lipton, Chriss)
TECHNICAL FOULS - None
OFFICIALS: Bill Titus, Kathy Lynch, Susan Blauch
ATTENDANCE: 3,719

Game Twenty-nine

Virginia Tech 74, Boston College 70 (OT)

PISCATAWAY, N.J. (3/9/03) — The Virginia Tech women's basketball team used its free-throw shooting to get into overtime and then let its 3-point shooting take over as the Hokies got a victory over No. 23 Boston College 74-70.

The Hokies fell behind 9-0 almost before they could blink, and found themselves behind 33-25 at halftime.

In the second half both teams came out hot. The two combined to hit seven of the first eight shots taken in the half and BC held a 41-31 advantage.

However, Tech was not ready to concede just yet. The Hokies used a 16-5 run to finally break through and take their first lead of the game, 47-46.

BC answered with a strong driving layup by Brienne Stepherson. Stepherson also drew a foul on leva Kublina and converted the 3-point play. Tech went 8-for-8 from the free throw line over the final 5:28 and got a layup from Chrystal Starling to claim a 57-54 lead with 35.8 seconds remaining.

BC came up and ran a beautifully designed play to get the ball in the hands of Amber Jacobs, who drained the trey with 25 seconds remaining. Dawn Chriss missed a baseline jumper at the end of regulation to send the game into overtime.

In overtime, Tech won the jump and Starling immediately drained a 3-pointer. Mason and Kublina got in on the act with treys of their own.

Kublina paced the Hokies with 20 points and 11 rebounds, her fifth double-double of the season. Starling scored 18 points and went 9-of-10 from the free throw line. Chriss scored a career-high for the second day in a row with 14.

BIG EAST QUARTERFINAL

Virginia Tech 74, #23 Boston College 70 OT

Mar. 9, 2003; Louis Brown Athletic Center

VT (74)	MP	FG	FT	R	A	PF	TP
Kublina	45	6-13	6-6	11	2	2	20
Starling	30	4-13	9-10	3	2	3	18
Gibson	41	3-9	1-2	3	1	3	7
Lipton	3	0-0	0-0	0	0	2	0
Mason	45	3-4	2-2	3	2	0	9
Recchia	0+	0-0	0-0	0	0	0	0
Chriss	30	5-8	4-5	2	3	5	14
Gardin	27	3-9	0-2	5	4	1	6
Simmons	4	0-0	0-0	0	0	0	0
Team				5			
Totals	225	24-56	22-27	32	14	16	74

#23 BC (70)	MP	FG	FT	R	A	PF	TP
Deveny	44	5-11	3-4	9	3	5	14
Gottstein	38	5-12	1-2	10	0	3	11
Mackie	29	4-8	0-0	7	1	4	8
Stepherson	37	8-14	6-9	1	2	3	22
Jacobs	39	6-10	1-1	4	6	2	15
Smith	0+	0-0	0-0	0	0	0	0
Droesch	10	0-3	0-0	1	0	5	0
Parham	0+	0-0	0-0	0	0	0	0
Leahy	17	0-2	0-0	1	1	3	0
Shields	5	0-1	0-0	3	0	0	0
Spears	6	0-0	0-0	0	0	1	0
Team				3			
Totals	225	28-61	11-16	39	13	26	70

Virginia Tech	FG%	3PT%	66.7	FT%	81.5
#23 Boston College	45.9	3PT%	42.9	FT%	68.8

3-POINTERS - VT 4 (Kublina 2, Mason, Starling); BC 3 (Jacobs 2, Deveny)
BLOCKED SHOTS - VT 5 (Kublina 5); BC 0
STEALS - VT 4 (Kublina, Gibson, Mason, Chriss); BC 6 (Jacobs 2, Gottstein, Mackie, Stepherson, Droesch)
TURNOVERS - VT 14 (Gibson 6, Mason 5, Chriss 2, Starling); BC 17 (Jacobs 5, Gottstein 4, Deveny 2, Mackie 2, Leahy 2, Shields 2)
TECHNICAL FOULS - None
OFFICIALS: Bonita Spence, Mark Zentz, Deborah Allen
ATTENDANCE: 5,695

Game Thirty

Connecticut 71, Virginia Tech 54

PISCATAWAY, N.J. (3/10/03) — The Virginia Tech women's basketball team played arguably its best 11:30 of basketball this season, but it still wasn't enough to stop the winning streak of the Connecticut Huskies. Playing the No. 1 team in the country in the BIG EAST tournament, the Hokies went down swinging 71-54 and fell to 21-9 on the year. Connecticut stretched its winning streak to 70 straight games.

The Hokies had been plagued by slow starts all season, but that was not the case against UConn. Tech raced out of the gate, matching the Huskies shot for shot. After a leva Kublina 3-pointer at the 8:30 mark, the Hokies held a 25-18 advantage. However, foul trouble forced Kublina to the bench and the Huskies closed out the half with a 13-4 run to claim a 31-29 halftime lead.

In the second half, Tech tied the score at 35 with a pair of Kublina free throws. However, UConn took it up a notch at that point, embarking on a 29-11 run to pull away. The Hokies, who had played relentlessly on both ends of the floor for the first 24 minutes, appeared fatigued playing their third game in three nights.

BIG EAST Player of the Year Diana Taurasi kept UConn in the game with 14 first-half points and finished with 18 in the game. Jessica Moore finished with 14.

Kublina paced the Hokies with 16 points and Chrystal Starling added 11. Freshman Kerri Gardin also played a strong game, totaling 10 points, five assists and three steals.

BIG EAST SEMIFINAL
 #1 Connecticut 71, Virginia Tech 54
 Mar. 10, 2003; Louis Brown Athletic Center

VT (54)	MP	FG	FT	R	A	PF	TP
Kublina	32	6-11	3-4	6	3	3	16
Starling	30	4-9	2-2	2	3	1	11
Gibson	37	2-5	1-1	3	3	2	5
Lipton	16	0-0	0-0	1	0	0	0
Mason	36	1-4	4-6	2	0	0	7
Recchia	1	0-0	0-0	0	0	0	0
Chriss	11	0-0	0-0	0	0	0	0
Gardin	26	4-10	2-2	3	5	2	10
Simmons	3	0-0	0-0	0	0	1	0
Finnerty	8	2-2	1-2	0	0	1	5
Team				4			
Totals	200	19-41	13-17	21	14	10	54

#1 UCONN (71)	MP	FG	FT	R	A	PF	TP
Valley, M.	10	0-1	0-0	2	1	2	0
Strother	31	3-8	0-0	5	1	1	7
Moore	32	7-9	0-0	4	5	1	14
Taurasi	34	8-15	1-2	2	5	3	18
Conlon	33	3-7	0-0	2	1	2	9
Valley, A.	3	0-0	0-0	0	1	0	0
Marron	1	0-0	0-0	0	0	0	0
Battle	22	3-7	3-4	6	1	2	9
Crockett	14	1-4	3-4	7	1	1	5
Turner	20	4-10	1-2	6	2	2	9
Team				2			
Totals	200	29-61	8-12	36	18	14	71

Virginia Tech	29	25	—	54
#1 Connecticut	31	40	—	71

PERCENTAGES:
 VT FG% 46.3 3PT% 42.9 FT% 76.5
 #1 UCONN FG% 47.5 3PT% 31.3 FT% 66.7
3-POINTERS - VT 3 (Kublina, Mason, Starling); UCONN 5 (Conlon 3, Strother, Taurasi)
BLOCKED SHOTS - VT 0; UCONN 2 (Moore 2)
STEALS - VT 7 (Lipton 3, Simmons 3, Mason); UCONN 8 (Taurasi 3, Moore 2, Battle 2, Turner)
TURNOVERS - VT 21 (Starling 8, Gardin 6, Gibson 3, Mason 3, Chriss); UCONN 15 (Taurasi 3, M. Valley 2, Strother 2, Battle 2, Turner 2, Moore, Conlon, Marron, Crockett)
TECHNICAL FOULS - None
OFFICIALS: Dennis DeMayo, Angie Lewis, Kathy Lynch
ATTENDANCE: 3,698

Game Thirty-one

Virginia Tech 61, Georgia Tech 59

WEST LAFAYETTE, Ind. (3/22/03) — Freshman Carrie Mason hit a running layup with 1.1 seconds remaining to help the No. 7-seed Virginia Tech advance to the second round of the NCAA Tournament over No. 10-seeded Georgia Tech 61-59.

The Hokies had just watched as the Yellow Jackets went on a 6-0 run to tie the score at 59 with 16.9 seconds remaining in the game. After a Yellow Jacket foul, Tech inbounded the ball at halfcourt. Mason took the ball, crossed over All-ACC first-teamer Alex Stewart and went the distance. Georgia Tech's other All-ACC first-teamer, 6-foot-5 center Sonja Mallory, came over to help out, but Mason put the shot just out of her reach.

Mason came out the hero despite not playing one of her better games. She scored just six points and committed five turnovers. But when it mattered, she stepped up.

The Hokies claimed the early advantage in this game, jumping out to a 24-14 lead after 13 minutes of play. However, Georgia Tech closed out the half on a 14-5 run to only trail 29-28 at the break.

The Yellow Jackets scored the first six points of the second half and eventually stretched the lead to six points at 47-41, but the Hokies scored the next six to tie the game. Then, with the Yellow Jackets leading 53-49, the Hokies went on a 10-0 run, punctuated by 3-pointers by Ieva Kublina and Chrystal Starling. That set the stage for Georgia Tech's run and Mason's heroics.

Kublina led the Hokies with 18 points while Starling bagged 15.

Game Thirty-two

Purdue 80, Virginia Tech 62

WEST LAFAYETTE, Ind. (3/24/03) — The Virginia Tech women's basketball team played a good game offensively, but had no answer for Erika Valek and the many weapons of the 10th-ranked Purdue Boilermakers as the Hokies fell 80-62 and ended their season 22-10.

The Hokies were able to shut down Purdue's All-Big Ten first-teamer Shereka Wright, holding her to just nine points, with seven of those coming from the foul line. But Valek picked up the slack, scoring 24 and blistering the Hokies from all over the court, going 10-of-16 from the floor.

While Wright could do little against Tech, Ieva Kublina, Tech's first team All-BIG EAST center, could do little against Purdue. Kublina was held to just five points and did not score until the 12:57 mark of the second half.

Purdue scored the first six points of the second half to expand the lead to 47-30. The Hokies went on a 17-5 run to cut the lead to five points, but that was as close as they'd come. The teams traded baskets down the stretch until Tech was forced to foul late in the game.

Chrystal Starling led the Hokies with 16 points on 7-of-12 shooting. Freshman Kerri Gardin scored 12 and Erin Gibson contributed 10. For Purdue, Noon scored 17 points and Lindsey Hicks chipped in 10. Beth Jones went perfect in the game, going 5-for-5 from the field, 3-for-3 from 3-point range and 3-for-3 from the free-throw line for a grand total of 16 points.

The loss marked the end of the careers for seniors Starling and Emily Lipton.



NCAA EAST REGIONAL FIRST ROUND
Virginia Tech 61, Georgia Tech 59

Mar. 22, 2003; Mackey Arena

GT (59)	MP	FG	FT	R	A	PF	TP
Stewart	34	4-10	2-2	9	3	2	10
Stokes	35	8-17	9-10	5	1	3	25
Mallory	32	4-13	0-0	6	2	1	8
Harping	29	2-5	0-0	3	2	0	4
Isom	33	2-9	0-0	1	1	3	4
Winn	18	2-3	2-2	2	1	1	6
Williams	16	1-3	0-2	3	0	0	2
Terry	3	0-0	0-0	0	1	0	0
Team				2			
Totals	200	23-60	13-16	31	11	10	59
VT (61)	MP	FG	FT	R	A	PF	TP
Kublina	39	7-12	2-2	6	5	3	18
Starling	35	6-13	2-2	5	2	3	15
Gibson	34	3-4	0-0	4	2	2	6
Lipton	15	2-4	0-0	0	1	1	6
Mason	38	3-8	0-0	5	4	1	6
Chriss	7	1-3	2-2	0	0	1	4
Gardin	25	3-3	0-0	6	1	1	6
Parham	0+	0-0	0-0	0	0	0	0
Simmons	3	0-0	0-0	1	0	0	0
Finnerty	4	0-0	0-0	1	0	0	0
Team				2			
Totals	200	25-47	6-6	30	15	12	61
Georgia Tech	28	31	—	59			
Virginia Tech	29	32	—	61			

PERCENTAGES:
 GT FG% 38.3 3PT% 0.0 FT% 81.53
 VT FG% 53.2 3PT% 38.5 FT% 100.0

3-POINTERS - GT 0; VT 5 (Kublina 2, Lipton 2, Starling)
BLOCKED SHOTS - GT 3 (Mallory 2, Williams); VT 5 (Gibson 3, Kublina, Gardin)
STEALS - GT 10 (Mallory 4, Stokes 3, Isom 2, Stewart); VT 2 (Gibson 2)
TURNOVERS - GT 11 (Stewart 5, Stokes 2, Mallory 2, Winn, Team); VT 20 (Starling 5, Mason 5, Gardin 4, Kublina 2, Gibson 2, Simmons, Finnerty)
TECHNICAL FOULS - None
OFFICIALS: Barb Smith, Doc Sisk, Robyn Ensminger
ATTENDANCE: 2,500

NCAA EAST REGIONAL SECOND ROUND
#10 Purdue 80, Virginia Tech 62

Mar. 24, 2003; Mackey Arena

VT (62)	MP	FG	FT	R	A	PF	TP
Kublina	38	2-5	1-2	6	1	3	5
Starling	31	7-12	0-0	1	2	4	16
Gibson	39	5-9	0-0	7	1	3	10
Lipton	21	2-3	0-0	1	1	3	5
Mason	26	3-5	0-0	2	3	0	7
Chriss	17	2-5	1-2	5	2	2	5
Gardin	25	6-11	0-1	3	2	3	12
Simmons	3	1-1	0-1	0	0	1	2
Team				1			
Totals	200	28-51	2-6	26	12	19	62
#10 PU (80)	MP	FG	FT	R	A	PF	TP
Hicks	29	4-12	0-2	2	1	0	10
Wright	36	1-5	7-10	8	7	1	9
Noon	31	5-10	6-6	3	0	0	17
Jones	32	5-5	3-3	0	2	1	16
Valek	39	10-16	2-2	6	3	2	24
Taylor	2	0-0	0-0	0	0	0	0
Duncan	5	1-2	0-0	1	0	1	2
Webb	11	0-2	0-0	2	0	1	0
Heikes	15	1-3	0-0	3	1	3	2
Team				2			
Totals	200	27-55	18-23	27	14	9	80
Virginia Tech	30	32	—	62			
#10 Purdue	41	39	—	80			

PERCENTAGES:
 VT FG% 54.9 3PT% 66.7 FT% 33.3
 #10 PU FG% 49.1 3PT% 72.7 FT% 78.3

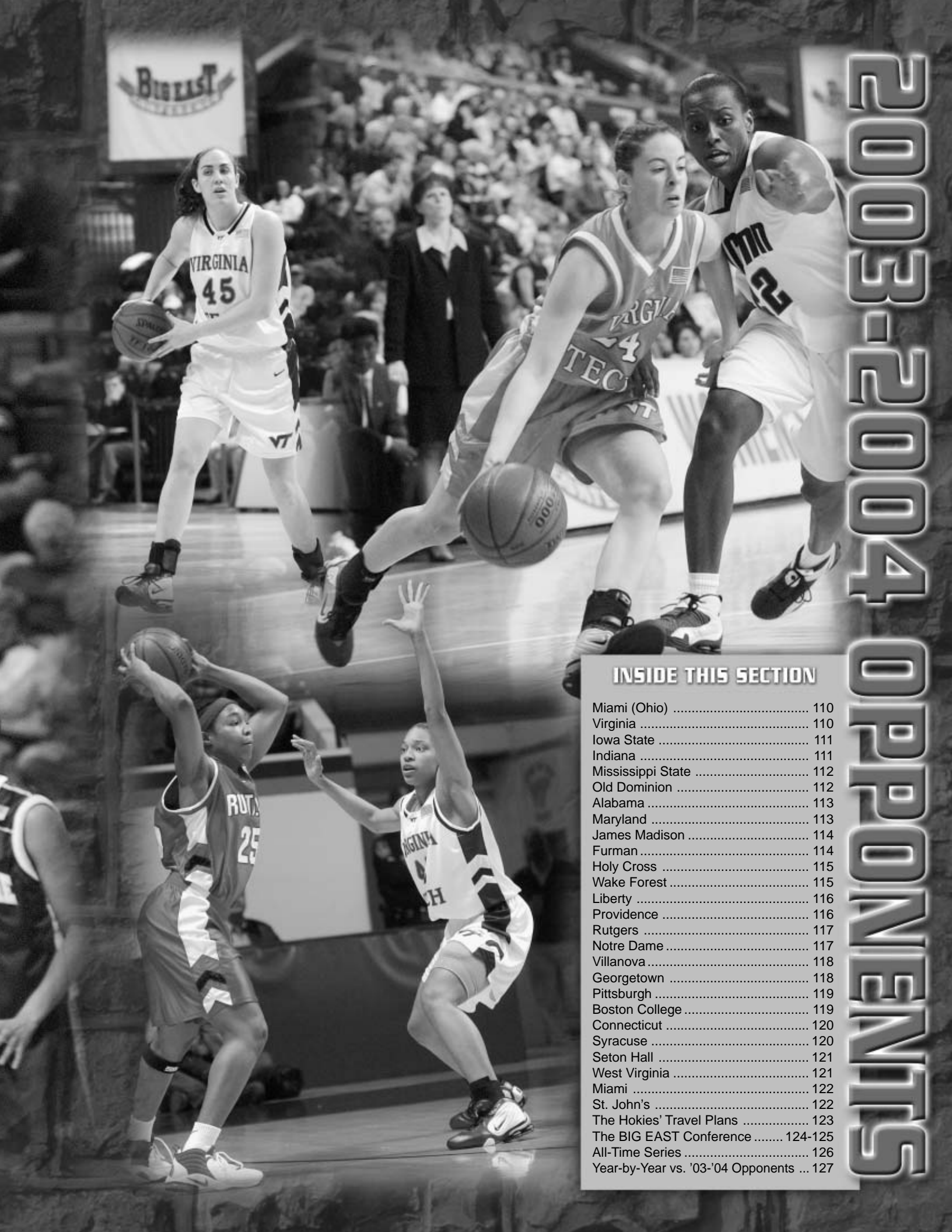
3-POINTERS - VT 4 (Starling 2, Lipton, Mason); PU 8 (Jones 3, Hicks 2, Valek 2, Noon)
BLOCKED SHOTS - VT 4 (Gibson 2, Kublina, Gardin); PU 2 (Noon, Valek)
STEALS - VT 5 (Starling, Mason, Chriss, Gardin, Simmons); PU 12 (Wright 4, Jones 3, Hicks 2, Valek, Webb, Heikes)
TURNOVERS - VT 20 (Kublina 5, Gardin 4, Gibson 3, Mason 3, Team 3, Starling, Lipton); PU 10 (Wright 4, Noon 3, Jones, Valek, Team)
TECHNICAL FOULS - None
OFFICIALS: Barb Smith, Robert Strong, Dock Sisk
ATTENDANCE: 4,909

OPPONENTS



In 2003-2004, the Hokies play in the tough BIG EAST Conference — home of the national champion the past four seasons — and face an excellent non-league schedule as well

VIRGINIA TECH
WOMEN'S BASKETBALL
2003  2004



2003-2004 OPPONENTS

INSIDE THIS SECTION

Miami (Ohio)	110
Virginia	110
Iowa State	111
Indiana	111
Mississippi State	112
Old Dominion	112
Alabama	113
Maryland	113
James Madison	114
Furman	114
Holy Cross	115
Wake Forest	115
Liberty	116
Providence	116
Rutgers	117
Notre Dame	117
Villanova	118
Georgetown	118
Pittsburgh	119
Boston College	119
Connecticut	120
Syracuse	120
Seton Hall	121
West Virginia	121
Miami	122
St. John's	122
The Hokies' Travel Plans	123
The BIG EAST Conference	124-125
All-Time Series	126
Year-by-Year vs. '03-'04 Opponents ...	127

MIAMI (OHIO)

Nov. 21, 2003
7 p.m.

Cassell Coliseum
Blacksburg, Va.



Maria Fantanarosa
Head Coach



Red Hawks' Quick Facts

Location: Oxford, OH
Founded: 1809
Enrollment: 16,300
Conference: Mid-American
Nickname: RedHawks
Colors: Red and White
Arena: Millett Hall (9,200)
President: James Garland
Athletics Director: Brad Bates
2002-03 Record: 17-12
2002-03 Conf. Record/Finish: 11-5/1st
2002-03 Postseason: None
Record vs. Virginia Tech: 0-0

SID: Mike Harris
WBB Contact: Vince Frieden
SID Office Phone: (513) 529-4330
E-Mail: friedevt@muohio.edu
Address: 230 Millett Hall
Oxford, OH 45056
Fax: (513) 529-6729
Press Row: (513) 529-7276
Web Site: www.MURedHawks.com
Head Coach: Maria Fantanarosa (Miami, '90)
Record at Miami (years): 81-61 (5)
Career Record: 88-81 (6)
Assistants: Jessica Smith (Rhode Is. '95), Lisa Hayden (Miami '95), Heather Oesterle (Michigan '02)



Colleen Day

VIRGINIA

Nov. 23, 2003
1 p.m.

University Hall
Charlottesville, Va.



Debbie Ryan
Head Coach



Cavaliers' Quick Facts

Location: Charlottesville, Va.
Founded: 1819
Enrollment: 18,550
Conference: Atlantic Coast
Nickname: Cavaliers
Colors: Blue and Orange
Arena: University Hall (8,394)
President: Dr John T. Casteen III
Athletics Director: Craig Littlepage
2002-03 Record: 17-14
2002-03 Conf. Record/Finish: 9-7/3rd
2002-03 Postseason: NCAA Second Rd.
Record vs. Virginia Tech: 24-5

SID: Rich Murray
WBB Contact: Cathy Bongiovi Stewart
SID Office Phone: (434) 982-5500
E-Mail: cab5er@virginia.edu
Address: P.O. Box 400853
290 Massie Road, Onesty Hall
Charlottesville, VA 22904
Fax: (434) 982-5525
Press Row: (434) 296-5910
Web Site: www.virginiaspports.com
Head Coach: Debbie Ryan (Ursinus, '75)
Record at Virginia (years): 578-224 (26)
Overall Record: Same
Assistants: Audra Smith (Virginia '92), Tim Taylor (James Madison '89), Daryl Oliver (Richmond '98)



Brandi Teamer

2003-04 Roster

No.	Name	Pos.	Ht.	Yr.	Hometown/Previous School
00	Madalene Ntumba	F	5-11	Fr.	Sesto San Giovanni, Italy
1	Amanda Jackson	G	5-9	Fr.	Springfield, Ohio/South
3	Sarah Hull	G	5-8	Fr.	Greenfield, Ohio/McClain
11	Hillary Beck	G	5-5	Jr.	Kokomo, Ind./Kokomo
14	Nicole Motto	G	5-5	Jr.	Dayton, Ohio/Indiana Univ.
15	Melanie Kozlowski	G	6-0	Sr.	Parma, Ohio/Holy Name
24	Kim Smith	F	5-11	Jr.	Gary, Ind./West Side
25	Cindi Merrill	G	5-10	So.	Noblesville, Ind./Noblesville
31	Melissa Burke	G	5-11	So.	Grove City, Ohio/Ohio Univ.
35	Colleen Day	F	6-0	Sr.	Independence, Ohio/Holy Name
42	Kim Lancaster	F/C	6-0	Sr.	Cincinnati, Ohio/Princeton
50	Amber Miller	C	6-4	So.	Vermilion, Ohio/Vermilion

2002-2003 Results

(17-12, 11-5 MAC)

Nov. 23	vs. Valparaiso1	W	77-54
24	at Michigan State1	W	86-84
29	vs. Arkansas State2	W	72-67
30	at Georgia Tech2	L	62-78
Dec. 7	Wright State	W	110-69
15	at St. Louis	L	55-58
18	Saint Francis	L	67-74
21	at Kentucky	L	102-108
28	at Butler	W	72-61
30	Clemson	L	50-55
Jan. 3	at TCU	L	58-83
7	Akron	W	84-56
11	at Western Michigan	L	60-75
14	at Ohio	W	80-78
18	Toledo	L	72-77
20	at Marshall	W	72-53
25	at Buffalo	W	50-45
28	Eastern Michigan	W	83-79
Feb. 3	at Ball State	L	94-97
8	Kent State	L	60-61
13	at Northern Illinois	W	70-64
15	at Bowling Green	W	75-65
19	Central Michigan	W	73-70
23	at Kent State	W	78-71
26	Ohio	W	84-51
Mar. 1	Buffalo	L	64-69
4	Marshall	W	89-81
12	vs. E. Michigan3	W	80-66
14	vs. Ball State3	L	84-93

1 - Spartan Classic in East Lansing, Mich.
2 - Atlanta Marriott NW Classic in Atlanta, Ga
3 - MAC Tournament in Cleveland, Ohio

2003-2004 Schedule

Nov. 15	at Michigan1	7 p.m.
17	Preseason NIT1	TBA
20	Preseason NIT1	TBA
21	at Virginia Tech	7 p.m.
23	Preseason NIT1	TBA
24	Saint Louis	6 p.m.
Dec. 6	California2	3 p.m.
7	Tulane/Wichita State2	1 p.m.
11	at Indiana State	7:30 p.m.
13	Butler	2 p.m.
20	Kentucky	2 p.m.
28	Portland	2 p.m.
30	Valparaiso	7 p.m.
Jan. 2	at Missouri	7 p.m.
7	at Buffalo	6 p.m.
10	Akron	TBA
14	at Kent State	7 p.m.
21	Northern Illinois	7 p.m.
24	at Eastern Michigan	7 p.m.
27	at Marshall	7 p.m.
31	Ohio	2 p.m.
Feb. 3	Bowling Green	7 p.m.
8	at Toledo	TBA
11	Marshall	7 p.m.
15	Western Michigan	4 p.m.
18	at Ohio	7 p.m.
21	at Central Michigan	TBA
25	Ball State	7 p.m.
28	at Buffalo	2 p.m.
Mar. 2	Kent State	7 p.m.
6, 10-13	MAC Tourn. in Cleveland, Ohio	

1 - Preseason NIT
2 - Oakland Tribune Classic in Berkeley, Calif.

2003-04 Roster

No.	Name	Pos.	Ht.	Yr.	Hometown/Previous School
2	Deidra Chatman	C	6-6	So.	Richmond, Calif./John F. Kennedy
4	Siedah Williams	C	6-2	Fr.	Cleveland, Ohio/Regina
10	Brenna McGuire	G	5-11	Fr.	Winchester, Mass./Buckingham
12	LaTonya Blue	G/F	5-11	Jr.	Baltimore, Md./St. Frances
20	Safiya Grant-Fairley	G	5-6	Sr.	Bronx, N.Y./Central Park East
21	Anna Prillaman	G	5-10	Sr.	Middlethian, Va./Middlethian
22	Alisa Wulff	G	6-1	Fr.	Pickering, Ont./Pine Ridge Sec.
32	Brandi Teamer	F	6-2	Jr.	Joliet, Ill./Miller School
33	Tiffany Sardin	F	6-1	So.	Chicago, Ill./John Marshall
40	Kate Kreager	F	6-3	Jr.	Chantilly, Va./Chantilly
41	Anna Crosswhite	F	6-1	Sr.	Castlecrag, Australia/Killarney Hts.
44	Jocelyn Logan-Friend	F	6-1	Jr.	Cheverly, Md./St. John's
54	Lynette O'Reggio	C	6-4	Jr.	Laurel, Md./Elizabeth Seton

2002-2003 Results

(17-14, 9-7 ACC)

Nov. 22	at Old Dominion	W	63-55
24	St. Joseph's	W	66-37
26	at Liberty (OT)	L	69-77
30	LIU-Brooklyn	W	57-46
Dec. 3	at Virginia Tech	L	56-72
6	Rutgers	W	68-64
16	Furman	L	56-58
18	at Ohio State	L	60-73
28	vs. Michigan1	W	78-64
29	at Florida1	L	68-81
Jan. 2	at Clemson	L	62-63
5	at Wake Forest	L	66-77
9	Duke	L	59-60
12	N.C. State	L	49-50
16	Georgia Tech	W	74-63
19	Maryland	W	69-58
23	at Florida State	L	46-55
26	Georgetown	W	69-57
30	at North Carolina	L	54-74
Feb. 3	Clemson	W	69-54
6	Wake Forest	W	64-44
10	at Duke	L	48-75
13	at N.C. State	W	58-54
16	at Georgia Tech	W	56-54
20	at Maryland	W	71-67
23	Florida State	W	63-54
Mar. 2	North Carolina	W	69-59
8	vs. N.C. State2	W	66-56
9	vs. North Carolina2	L	78-88
22	vs. Illinois3	W	72-56
24	at Tennessee3	L	51-81

1 - State Farm Classic in Gainesville, Fla.
2 - ACC Tournament in Greensboro, N.C.
3 - NCAA Tournament in Knoxville, Tenn.

2003-2004 Schedule

Nov. 21	UNC Greensboro	7:30 p.m.
23	Virginia Tech	1 p.m.
28	vs. Arizona1	2:40 p.m.
29	vs. Navy/Texas1	TBA
30	vs. TBA1	TBA
Dec. 5	at Long Island	7 p.m.
18	at St. Joseph's	7 p.m.
20	Wagner	7:30 p.m.
28	Temple2	2 p.m.
29	Ga. State/Minnesota2	4:30/7 p.m.
Jan. 2	Clemson	7:30 p.m.
4	at Maryland	1 p.m.
7	Radford	7:30 p.m.
12	Georgia Tech	7 p.m.
15	at N.C. State	7 p.m.
18	Duke	6:30 p.m.
23	at Florida State	7 p.m.
25	at Clemson	2 p.m.
29	North Carolina	7:30 p.m.
Feb. 1	at Wake Forest	4 p.m.
5	Maryland	7 p.m.
8	at Georgetown	3 p.m.
12	at Georgia Tech	7 p.m.
15	N.C. State	1 p.m.
19	at Duke	7 p.m.
22	Florida State	4 p.m.
26	Wake Forest	7:30 p.m.
29	at North Carolina	1 p.m.
Mar. 5-8	ACC Tourn. in Greensboro, N.C.	

1 - Rainbow Wahine Classic in Honolulu, HI
2 - Cavalier Classic in Charlottesville, Va.

IOWA STATE

Nov. 28, 2003
6:30 p.m.

Sport & Fitness Center
St. Thomas, Virgin Islands
Univ. of the Virgin Islands
Paradise Jam



Bill Fennelly
Head Coach



Anne O'Neil



Cyclones' Quick Facts

Location: Ames, Iowa
Founded: 1858
Enrollment: 27,898
Conference: Big 12
Nickname: Cyclones
Colors: Cardinal & Gold
Arena: James H. Hilton Coliseum (14,092)
President: Dr. Gregory Geoffroy
Athletic Director: Bruce Van De Velde
2002-03 Record: 12-16
2002-03 Conf. Record/Finish: 7-9/8th
2002-03 Postseason: None
Record vs. Virginia Tech: 0-0

SID: Tom Kroeschell
WBB Contact: Erin Rosacker
SID Office Phone: (515) 294-5778
E-Mail: edavison@iastate.edu
Address: Jacobson Athletic Building
1800 South Fourth Street
Ames, IA 50011
Fax: (515) 294-0558
Press Row: (515) 294-6178
Web Site: www.cyclones.com
Head Coach: Bill Fennelly (William Penn College, '79)
Record at Iowa State (years): 174-75 (8)
Career Record: 340-128 (15)
Assistants: Jack Easley (Missouri Valley College '79), Latoja Harris (Toledo '94), Jodi Steyer (Colorado State '89)

2003-2004 Roster

No.	Name	Pos.	Ht.	Yr.	Hometown/Previous School
10	Erica Junod	G	5-7	r-Sr.	Ankeny, Iowa/Ankeny
11	Mary Fox	G/F	6-0	Jr.	Lakewood, Ohio/Magnificat
12	Anne O'Neil	G	5-11	r-Jr.	Cedar Rapids, Iowa/Illinois
14	Lyndsey Medders	G	5-9	Fr.	Los Angeles, Calif./Oak Park
21	Katie Robinette	F	6-2	r-Jr.	South Sioux City, Neb./Nebraska
24	Tracy Paustian	G	5-11	Jr.	Walcott, Iowa/Davenport West
30	Kandice Beenken	F	6-0	So.	Titonka, Iowa/Woden-Crystal Lake-Titonka
31	Megan Ronhovde	G/F	6-1	Fr.	Barrett, Minn./West Central Area
33	Megan Ebel	F	6-1	Fr.	Lansing, Kan./Bishop Miege
40	Abby Reinert	G	6-0	Fr.	Union, Iowa/Eldora-New Providence
44	Jane Horkey	C	6-3	Fr.	South Sioux City, Neb./South Sioux City
45	Lisa Kriener	F/C	6-2	Jr.	St. Ansgar, Iowa/St. Ansgar
51	Brittany Wilkins	F/C	6-3	r-So.	Arlington, Neb./Arlington

2002-2003 Results

(12-16, 7-9 Big 12)

Nov. 24	St. Francis (Pa.)	W	67-45
27	Drake	L	61-63
Dec. 4	at Iowa	L	39-64
8	at Northern Iowa	L	58-65
13	High Point1	W	109-46
14	Colgate1	W	86-46
22	at Washington	L	63-64
28	vs. Detroit Mercy2	W	75-67
29	vs. Duke2	L	59-88
Jan. 2	Marquette	L	70-82
5	South Florida	W	61-47
8	at Colorado	L	63-64
11	Kansas	W	72-70
15	at Kansas State	L	60-68
19	Missouri	L	55-86
25	at Nebraska	W	58-53
29	Kansas State	W	74-69
Feb. 1	at Baylor (2OT)	L	83-95
5	Oklahoma State	W	79-55
9	at Texas Tech	L	48-70
12	at Missouri	L	57-70
15	Texas	L	55-65
19	Texas A&M	W	58-46
22	at Oklahoma	L	48-61
26	Colorado	L	71-79
Mar. 1	Nebraska	W	62-57
5	at Kansas	W	69-44
11	vs. Kansas3	L	60-63

1 - Cyclone Classic in Ames, Iowa
2 - South Padre Shootout in Los Fresnos, Texas
3 - Big 12 Tournament in Dallas, Texas

2003-2004 Schedule

Nov. 22	at Cleveland State	2 p.m.
28	vs. Virginia Tech1	5:30 p.m.
29	vs. Indiana/Miss. St.1	5:30/8
Dec. 3	Iowa	7 p.m.
7	at Wisconsin	1:30 p.m.
10	at Drake	7 p.m.
12	Texas Southern2	8 p.m.
13	Utah Valley/Long Island2	5:30/8
21	Washington	3 p.m.
30	Northern Iowa	7 p.m.
Jan. 3	Eastern Illinois	1 p.m.
10	at Nebraska	7 p.m.
14	Texas Tech	7 p.m.
17	at Texas	7 p.m.
20	Oklahoma	7 p.m.
25	Colorado	1 p.m.
28	at Oklahoma State	7 p.m.
31	at Texas A&M	7 p.m.
Feb. 4	Kansas State	7 p.m.
7	Missouri	7 p.m.
11	at Colorado	8 p.m.
14	Baylor	8 p.m.
17	at Kansas	7 p.m.
21	Nebraska	1 p.m.
25	at Kansas State	7 p.m.
28	at Missouri	2 p.m.
Mar. 4	Kansas	7 p.m.
9-11, 13	Big 12 Tourn. in Dallas, Texas	

1 - Paradise Jam in St. Thomas, Virgin Islands
2 -Cyclone Classic in Ames, Iowa

INDIANA

Nov. 29, 2003
6:30/9 p.m.

Sport & Fitness Center
St. Thomas, Virgin Islands
Univ. of the Virgin Islands
Paradise Jam



Kathi Bennett
Head Coach



Jenny DeMuth



Hoosiers' Quick Facts

Location: Bloomington, Ind.
Founded: 1820
Enrollment: 37,076
Conference: Big Ten
Nickname: Hoosiers
Colors: Cream and Crimson
Arena: Assembly Hall (17,357)
President: Dr. Adam W. Herbert
Athletic Director: Terry Clapacs
2002-03 Record: 13-15
2002-03 Conf. Record/Finish: 5-11/8th
2002-03 Postseason: None
Record vs. Virginia Tech: 0-0

SID: Jeff Fanter
WBB Contact: Gavin Lang
SID Office Phone: (812) 855-4770
E-Mail: glang@indiana.edu
Address: Assembly Hall
1001 East 17th Street
Bloomington, IN 47408
Fax: (812) 855-9401
Press Row: (812) 855-2754
Web Site: www.iuhoosiers.com
Head Coach: Kathi Bennett (Wisconsin-Green Bay, '86)
Record at Indiana (years): 50-40 (3)
Career Record: 274-143 (15)
Assistants: Trish Betthausen (Wisconsin-Oshkosh '92), Paul Nixon (Vanderbilt '93), Quacy Barnes (Indiana '98)

2003-2004 Roster

No.	Name	Pos.	Ht.	Yr.	Hometown/Previous School
3	Cyndi Valentin	G	5-8	So.	Bloomington, Ind./Bloomington South
13	Annika Boyd	G	5-10	Fr.	Minneapolis, Minn./Minnehaha Acad.
14	Jenny DeMuth	F	5-10	Jr.	Highland, Ind./Highland
20	LeAnn Stephenson	G	5-6	Jr.	Garland, Texas/Lincoln Trail CC
22	April Williams	F	6-0	Fr.	Covington, Tenn./Covington
24	Kali Kullberg	G	5-8	So.	Orono, Minn./Orono
30	Angela Hawkins	C	6-3	So.	Winter Haven, Fla./Winter Haven
31	Leah Enterline	G	5-9	Fr.	Monroeville, Ind./Heritage
32	Sarah McKay	C	5-7	Fr.	Vancouver, B.C./Stelly's Secondary
44	Carrie Smith	F	6-1	Fr.	Indianapolis, Ind./Brebeuf Jesuit
45	Briggett Branson	F	6-2	So.	Bloomington, Ind./Turkey Run
50	Jamey Chapman	F	6-3	Fr.	Omaha, Neb./Millard West
54	Jamie Gathing	F	6-0	Sr.	Kankakee, Ill./Kankakee

2002-2003 Results

(13-15, 5-11 Big Ten)

Nov. 22	Wofford	W	90-34
23	Ball State (OT)	W	103-95
26	vs. E. Kentucky1	W	61-49
27	vs. Nevada1	L	56-68
Dec. 3	at Florida State	L	47-58
7	Georgetown	W	72-65
11	at North Texas	W	51-43
14	vs. Purdue2	L	51-53
21	South Florida	W	67-60
30	at Illinois State	W	71-64
Jan. 2	at Illinois	L	58-63
9	Northwestern	W	62-52
12	Ohio State	W	54-50
16	at Michigan State	L	44-70
19	at Michigan	L	68-71
24	Wisconsin	L	58-69
26	Michigan State	L	53-64
30	at Iowa	L	62-78
Feb. 2	at Penn State	L	55-69
9	Minnesota	L	56-59
13	Iowa	W	89-68
16	at Wisconsin	W	49-48
20	at Northwestern	L	46-50
23	Michigan	L	64-75
27	at Purdue	L	48-74
Mar. 2	Illinois (OT)	W	85-82
6	vs. Wisconsin3	W	52-51
7	vs. Penn State3	L	64-67

1 - Hampton Inn/Fazoli's Classic in Bloomington, Ind.
2 - Not counted as a Big Ten game
3 - Big Ten Tournament in Indianapolis, Ind.

2003-2004 Schedule

Nov. 22	Cornell1	6 p.m.
23	Indiana St./NorthTexas1	2/4
28	vs. Mississippi State2	7:30 p.m.
29	vs. Virginia Tech/Iowa St.	TBA
Dec. 5	at Va. Commonwealth	7 p.m.
7	at Georgetown	2 p.m.
12	Maine	7 p.m.
14	at N.C. State	2 p.m.
20	Arkansas	7 p.m.
22	Western Illinois	7 p.m.
31	at Ball State	6:30 p.m.
Jan. 2	at Michigan State	7 p.m.
8	Wisconsin	7 p.m.
11	at Michigan	2 p.m.
15	at Iowa	7 p.m.
18	Northwestern	2 p.m.
22	at Illinois	7 p.m.
25	Purdue	2 p.m.
29	at Minnesota	7 p.m.
Feb. 1	at Ohio State	2 p.m.
5	Penn State	7 p.m.
8	Illinois	2 p.m.
12	at Northwestern	7 p.m.
15	Iowa	2 p.m.
19	Michigan	7 p.m.
24	at Wisconsin	1:30 p.m.
29	Michigan State	2 p.m.

1 - Indiana Classic in Bloomington, Ind.
2 - Paradise Jam in St. Thomas, Virgin Islands

MISSISSIPPI STATE

Nov. 29, 2003
6:30/9 p.m

Sport & Fitness Center
St. Thomas, Virgin Islands
Univ. of the Virgin Islands
Paradise Jam



Sharon Fanning
Head Coach



Tan White

Lady Bulldogs' Quick Facts

Location: Starkville, Miss.
Founded: 1878
Enrollment: 16,610
Conference: Southeastern
Nickname: Lady Bulldogs
Colors: Maroon & White
Arena: Humphrey Coliseum (10,500)
President: Dr. J. Charles Lee
Athletics Director: Larry Templeton
2002-03 Record: 24-8
2002-03 Conf. Record/Finish: 10-4/3rd
2002-03 Postseason: NCAA Second Rd.
Record vs. Virginia Tech: 1-3

SID: Mike Nemeth
WBB Contact: Laura McCoy
SID Office Phone: (662) 325-2703
E-Mail: lmcocoy@athletics.msstate.edu
Address: P.O. Box 5308
1st Floor Bryan Building, Lakeview Dr.
Mississippi State, MS 39762
Fax: (662) 325-2563
Press Row: (662) 325-3776
Web Site: www.msstateathletics.com
Head Coach: Sharon Fanning
(Tennessee-Chattanooga, '75)
Record at Miss St. (years): 139-98 (8)
Career Record: 462-324 (27)
Assistants: Steve Curtis (Mississippi '90), Errol Rogers (Louisiana-Lafayette '95), Stacey Franklin (Alabama '93)

2003-2004 Roster

No.	Name	Pos.	Ht.	Yr.	Hometown/Previous School
3	Blessing Chekwa	G	5-10	So.	Harvey, La./John Ehret
4	Jessica Carter	G	5-6	Sr.	Farmington, Ark./Farmington
5	Doceide Warren	G	5-6	So.	Dallas, Tex./Mesquite
10	Ebonie Ferguson	G	5-6	Jr.	Gadsden, Ala./Gaston
12	Tiania Burns	G	5-8	Jr.	Nashville, Tenn./Copiah-Lincoln CC
14	Mamie McKinney	F	6-0	So.	Tallahassee, Fla./Lincoln
15	Tan White	G	5-7	Jr.	Tupelo, Miss./Tupelo
20	Seneca Anderson	G/F	6-0	Sr.	Benton, Miss./Yazoo County
22	Tiffany Burton	F	6-0	Jr.	Northport, Ala./Shelton State CC
23	Chalandra Hilliard	F	6-2	So.	Biloxi, Miss./St. Martin
24	Faith McGhee	G	5-5	Sr.	Kellyton, Ala./Southern Union CC
33	Rebecca Kates	F	6-0	Jr.	Cashion, Okla./Cashion
34	Natasha Henderson	F/C	6-3	Fr.	Homer, La./Pineview, La.
42	Ashley Sentimore	F	6-0	Fr.	Destrehan, La./Destrehan

2002-2003 Results

(24-8, 10-4 SEC)

Nov. 15	South Alabama	W	87-61
17	Tulsa	W	92-66
20	at Penn State	L	66-82
22	Cincinnati	W	76-70
27	at Houston	W	76-57
Dec. 4	at Memphis	W	79-63
14	vs. Illinois	W	72-67
19	vs. Bethune-Cookman	W	66-61
20	at Central Florida	W	81-30
28	vs. Utah	L	65-69
29	vs. Tex.-Pan American	W	70-38
Jan. 2	Xavier	W	78-84
6	Alabama-Birmingham	W	72-50
9	at South Carolina	L	79-83
12	Vanderbilt	W	78-75
19	at Mississippi	W	69-60
23	Auburn	W	69-60
26	at Tennessee	L	68-82
30	Alabama	W	72-56
Feb. 2	at Florida	W	83-54
6	at Georgia	L	71-76
9	LSU	L	72-77
12	New Orleans	W	81-69
16	Kentucky	W	96-46
20	at Arkansas	W	72-59
23	Mississippi	W	70-62
27	Georgia	W	76-71
Mar. 2	at Auburn	W	65-56
7	vs. South Carolina	W	79-75
8	vs. Tennessee	L	75-76
22	vs. Manhattan	W	73-47
24	at New Mexico	L	61-73

- 1 - Preseason NIT
- 2 - United Center in Chicago, Ill.
- 3 - UCF Holiday Classic in Orlando, Fla.
- 4 - Lady Griz Holiday Classic in Missoula, Mont.
- 5 - SEC Tournament in Little Rock, Ark.
- 6 - NCAA Tournament in Albuquerque, N.M.

2003-2004 Schedule

Nov. 21	at Baylor	7 p.m.
28	vs. Indiana	8 p.m.
29	vs. Iowa St./Virginia Tech	5:30/8
Dec. 4	Detroit	7 p.m.
6	at South Alabama	7 p.m.
14	at Louisiana Tech	2 p.m.
16	UT Martin	7 p.m.
18	Southern Univ.	2 p.m.
20	McNeese State	7 p.m.
28	at UNLV	2 p.m.
30	at Santa Barbara	7 p.m.
Jan. 4	Illinois	12/3 p.m.
8	at Georgia	7 p.m.
11	Tennessee	2 p.m.
18	at Mississippi	2 p.m.
22	Kentucky	7 p.m.
25	at Alabama	2 p.m.
29	at Auburn	7 p.m.
Feb. 1	Arkansas	2 p.m.
3	at New Orleans	7 p.m.
8	Mississippi	2 p.m.
12	Florida	7 p.m.
15	at Kentucky	2 p.m.
19	South Carolina	7 p.m.
22	at LSU	2 p.m.
26	at Vanderbilt	7 p.m.
29	Alabama	2 p.m.
Mar. 4-7	SEC Tourn. in Nashville, Tenn.	

- 1 - Paradise Jam in St. Thomas, Virgin Islands
- 2 - Mississippi State Classic in Starkeville, Miss.

OLD DOMINION

Dec. 3, 2003
7 p.m.

Cassell Coliseum
Blacksburg, Va.



Wendy Larry
Head Coach



Monique Coker

Lady Monarchs' Quick Facts

Location: Norfolk, Va.
Founded: 1930
Enrollment: 19,500
Conference: Colonial Athletic Assn.
Nickname: Lady Monarchs
Colors: Slate Blue, Sky Blue & Silver
Arena: Ted Constant Center (8,600)
President: Dr. Roseann Runte
Athletics Director: Dr. Jim Jarrett
2002-03 Record: 21-11
2002-03 Conf. Record/Finish: 15-3/1st
2002-03 Postseason: NCAA First Rd.
Record vs. Virginia Tech: 18-4

SID: Carol Hudson
WBB Contact: Kim Zivkovich
SID Office Phone: (757) 683-5520
E-Mail: kzivkovi@odu.edu
Address: Athletic Admin. Bldg. Rm. 124
Norfolk, VA 23529
Fax: (757) 683-3119
Press Row: (757) 683-5596
Web Site: www.odusports.com
Head Coach: Wendy Larry
(Old Dominion, '77)
Record at ODU (years): 379-126 (16)
Career Record: 428-157 (19)
Assistants: Susan Montgomery
(Valdosta State '83), Nikita Lowry
(Ohio State '89), Julie McGee
Schweiter (Bucknell '93)

2003-2004 Roster

No.	Name	Pos.	Ht.	Yr.	Hometown/Previous School
00	Corrina Turner	C	6-6	Fr.	Miami, Fla./Monsignor Edward Pace
2	Paula Musiri	F	6-1	Jr.	Luanda, Angola/Univ. of Lusitania
1	Max Nhassengo	G	5-10	Jr.	Maputo, Mozambique/Central Fla. CC
3	Lawona Davis	F/G	5-11	Fr.	Port St. Lucie, Fla./Centennial
4	Myriah Spence	G	6-0	Jr.	Espanola, NM/McCurdy
14	Tish Lyons	F	5-10	Fr.	Newport News, Va./Woodside
15	Shantel Wilson	G	5-9	Fr.	Washington, D.C./H.D. Woodson
23	Monique Coker	G/F	6-1	Jr.	Bronx, N.Y./Monsignor Scanlan
24	Shareese Grant	G	5-8	So.	Virginia Beach, Va./Princess Anne
32	Marianthi Koukouvinou	F/G	6-1	Jr.	Stockholm, Sweden/Solna Club
34	Cassie Calwell	C	6-4	Jr.	Raleigh, N.C./Louisberg JC
45	Sherida Triggs	F	6-1	Fr.	Atlanta, Ga./Meadowcreek
55	Angela Brown	C	6-5	Fr.	Albany, Ken./Clinton County

2002-2003 Results

(21-11, 15-3 CAA)

Nov. 22	Virginia	L	55-63
28	vs. Arkansas	L	49-54
29	vs. Duke	L	52-65
30	vs. Hampton	W	90-54
Dec. 8	at North Carolina	L	54-90
21	Virginia Tech	W	63-49
30	N.C. State	W	79-55
Jan. 3	UNC Wilmington	W	71-58
7	Tennessee	L	63-91
10	at Drexel	W	54-52
12	at George Mason	W	73-69
16	James Madison	W	58-48
19	at Towson	W	69-48
21	at Penn State	L	74-81
24	Va. Commonwealth	W	73-56
26	Hofstra	W	81-49
31	Rutgers	L	59-67
Feb. 2	Delaware	W	73-62
6	at Va. Commonwealth	L	56-67
9	at James Madison (OT)	L	95-98
14	at Delaware	L	50-58
16	at Hofstra	W	99-69
21	Drexel	W	71-57
23	George Mason	W	70-60
27	Towson	W	72-46
Mar. 2	William & Mary	W	83-44
6	at UNC Wilmington (OT)	W	51-48
9	at William & Mary	W	67-49
13	Hofstra	W	88-46
14	James Madison	W	71-55
15	Delaware	W	66-58
22	Boston College	L	72-73

- 1 - Paradise Jam in St. Thomas, Virgin Islands
- 2 - CAA Tournament in Norfolk, Va.
- 3 - NCAA Tournament in Norfolk, Va.

2003-2004 Schedule

Nov. 14	Colorado	10:15 p.m.
15	Auburn/Notre Dame	TBA
21	at William & Mary	7 p.m.
25	Penn State	7 p.m.
30	Charlotte	1 p.m.
Dec. 3	at Virginia Tech	7 p.m.
7	North Carolina	2 p.m.
15	Florida International	7 p.m.
18	Georgia Tech	1 p.m.
28	at Rutgers	3 p.m.
Jan. 4	at Tennessee	3 p.m.
9	at James Madison	7 p.m.
11	at Delaware	7 p.m.
15	Towson	7 p.m.
18	at Hofstra	2 p.m.
22	at Va. Commonwealth	7 p.m.
25	George Mason	2 p.m.
29	UNC Wilmington	7 p.m.
Feb. 1	Drexel	1 p.m.
5	at Towson	7 p.m.
8	at Drexel	1 p.m.
12	Hofstra	7 p.m.
15	at UNC Wilmington	2 p.m.
20	Delaware	7 p.m.
22	Va. Commonwealth	2 p.m.
26	James Madison	7 p.m.
29	at George Mason	3 p.m.
Mar. 4	William & Mary	7 p.m.
10-13	CAA Tourn. in Norfolk, Va.	TBA

- 1 - WBCA Preseason Tournament

ALABAMA

Dec. 7, 2003
3 p.m.

Coleman Coliseum
Tuscaloosa, Ala.



Rick Moody
Head Coach



Natasha Gamble

Crimson Tide Quick Facts

Location: Tuscaloosa, Ala.
Founded: 1831
Enrollment: 19,600
Conference: Southeastern
Nickname: Crimson Tide
Colors: Crimson & White
Arena: Coleman Coliseum (15,341)
President: Dr. Robert Witt
Athletics Director: Mal Moore
2002-03 Record: 13-15
2002-03 Conf. Record/Finish: 3-11/10th
2002-03 Postseason: None
Record vs. Virginia Tech: 0-0

SID: Larry White
WBB Contact: Brian Morgan
SID Office Phone: (205) 348-7496
E-Mail: bmorgan@ia.ua.edu
Address: P.O. Box 870391
323 Paul Bryant Drive, Room 170
Tuscaloosa, AL 35487
Fax: (205) 348-8841 or 8840
Press Row: (205) 348-6084
Web Site: www.rolltide.com
Head Coach: Rick Moody
(Troy State, '76)
Record at Alabama (years): 285-145 (14)
Career Record: Same
Assistants: Brittney Ezell (Alabama '98), Ron Aldy (Mississippi '69), C.C. Moorer (Alabama '85)

2003-2004 Roster

No.	Name	Pos.	Ht.	Yr.	Hometown/Previous School
2	Maverly Nettles	G	5-10	So.	Birmingham, Ala./Chicago State
5	Krystle Johnson	C	6-4	Jr.	Hoover, Ala./UCLA
10	Leah Drury	G	5-8	r-Fr.	Greensboro, Ala./Southern Academy
15	Manisha Redus	G	5-7	Sr.	Decatur, Ala./Decatur
20	Tawana Freeman	F	6-1	Jr.	Louisville, Ken./Daytona Beach CC
21	Kate Mastin	G	5-9	r-Fr.	Boaz, Ala./Boaz
23	Oreal Taylor	F	5-10	Sr.	Courtland, Ala./Courtland
24	Monique Bivins	G	5-9	Jr.	Alabaster, Ala./Thompson
25	Katie Sipe	G	5-10	Jr.	Hillsboro, Tenn./Coffee County
32	Natasha Gamble	F	6-0	Jr.	Jackson, Ala./Jackson
33	Lauren Hill	F	6-0	Fr.	New Orleans, La./De La Salle
34	Navonda Moore	G/F	5-10	Fr.	Jackson, Miss./Murrah
52	Dee Merriweather	C	6-4	So.	Hanceville, Ala./Hanceville
55	Tamisha Hamilton	C	6-5	Fr.	Corpus Christi, Texas/Roy Miller

2002-2003 Results

(13-15, 3-11 SEC)

Nov. 22	at Samford	W	68-46
26	Birmingham Southern	W	75-58
29	at UT-San Antonio	W	61-55
30	vs. Hampton	W	90-54
Dec. 3	Providence	W	72-56
7	vs. Liberty	W	67-64
8	at East Carolina	L	71-82
16	Illinois-Chicago	W	80-72
19	at South Alabama	L	57-79
21	vs. Louisiana Tech	W	70-59
29	vs. Bucknell	W	89-64
30	at St. Peter's	W	62-57
Jan. 4	at Houston	L	62-68
12	at Kentucky	L	55-59
16	Tennessee	L	45-88
19	at Auburn	L	61-65
23	Georgia	L	44-77
26	at Ole Miss	W	81-70
30	at Mississippi State	L	56-72
Feb. 2	Arkansas	L	58-59
6	at Vanderbilt	L	69-80
9	South Carolina	L	34-48
13	at LSU	W	69-65
16	Florida	W	69-65
23	Kentucky	L	71-73
27	Auburn	W	67-62
Mar. 2	at Arkansas	W	57-68
9	vs. Arkansas	L	48-53

- 1 - UTSA Tipoff Classic in San Antonio, Texas
- 2 - East Carolina Tourn. in Greenville, N.C.
- 3 - Triple Crown Sports Classic in Albuquerque, N.M.
- 4 - St. Peter's Holiday Classic in Jersey City, N.J.
- 5 - SEC Tourn. in Little Rock, Ark.

2003-2004 Schedule

Nov. 23	at Michigan	5 p.m.
28	vs. Boston College	6 p.m.
29	vs. Colo. St./Long Beach St.	TBA
Dec. 2	Jacksonville State	7 p.m.
5	UT-San Antonio	7 p.m.
7	Virginia Tech	2 p.m.
15	Tennessee Tech	7 p.m.
18	at Central Florida	4 p.m.
19	vs. Bethune-Cookman	2 p.m.
21	at Florida International	1 p.m.
29	at Santa Clara	4 p.m.
Jan. 3	Houston	2 p.m.
8	at Middle Tennessee St.	6 p.m.
11	South Carolina	2 p.m.
15	Mississippi	7 p.m.
18	at Tennessee	2 p.m.
22	at Auburn	7 p.m.
25	Mississippi State	2 p.m.
29	at Florida	7 p.m.
Feb. 1	at Georgia	2:30 p.m.
5	LSU	7 p.m.
8	Vanderbilt	2 p.m.
12	at South Carolina	6 p.m.
15	Arkansas	2 p.m.
22	at Kentucky	7 p.m.
26	Auburn	1 p.m.
29	at Mississippi State	2 p.m.
Mar. 4-7	at SEC Tourn. in Nashville, Tenn.	

- 1 - Colorado State Inv. in Fort Collins, Colo.
- 2 - Central Florida Classic in Orlando, Fla.

MARYLAND

Dec. 13, 2003
2 p.m.

Cassell Coliseum
Blacksburg, Va.



Brenda Frese
Head Coach



Vicki Brick

Terrapins' Quick Facts

Location: College Park, Md.
Founded: 1807
Enrollment: 34,801
Conference: Atlantic Coast
Nickname: Terrapins, Terps
Colors: Red, White, Black & Gold
Arena: Comcast Center (17,950)
President: Dr. C.D. Mote, Jr.
Athletics Director: Deborah A. Yow
2002-03 Record: 10-18
2002-03 Conf. Record/Finish: 4-12/8th
2002-03 Postseason: None
Record vs. Virginia Tech: 1-2

SID: Doug Dull
WBB Contact: Natalie Ciccone
SID Office Phone: (301) 314-7063
E-Mail: nciccone@umd.edu
Address: 2725 Comcast Center,
Terrapin Trail
P.O. Box 295
College Park, Md. 20742
Fax: (301) 314-9094
Press Row: (301) 314-8624
Web Site: www.umterps.com
Head Coach: Brenda Frese
(Arizona, '93)
Record at UM (years): 10-18 (1)
Career Record: 67-48 (4)
Assistants: Jeff Walz (W. Kentucky '95), Erica Floyd (Ohio State '93), Joanna Bernabei (West Liberty '97)

2003-2004 Roster

No.	Name	Pos.	Ht.	Yr.	Hometown/Previous School
12	Vicki Brick	G	5-7	r-Sr.	Timonium, Md./McDonogh
14	Alli Spence	G	5-5	Jr.	Lafayette, Colo./Old Dominion
22	Shay Doron	G	5-9	Fr.	Great Neck, N.Y./Christ the King
24	Kalika France	G	5-9	Fr.	Forestville, Md./Bishop McNamara
25	Crystal Washington	C/F	6-2	Sr.	Clinton, Md./Bishop McNamara
32	Charmaine Carr	C	6-1	So.	Accokeek, Md./Gwynn Park
33	C'vette Henson	G	5-8	Fr.	Annapolis, Md./Annapolis
34	Anesia Smith	G	5-10	Jr.	Alexandria, Va./Hayfield
40	Angel Ross	C	6-2	So.	Midlothian, Va./Midlothian
41	Chrissy Fisher	F	6-0	So.	Rumson, N.J./Rumson Fair Haven
44	Aureile Noirez	C	6-3	Fr.	Vancloeuve, France/Scaoux
54	Delvona Oliver	F/C	6-3	Sr.	Euclid, Ohio/Cincinnati State

2002-2003 Results

(10-18, 4-12 ACC)

Nov. 22	Loyola	W	80-72
24	at Niagara	W	68-53
29	Rider	W	104-66
30	Rhode Island	L	64-70
Dec. 4	at Penn State	L	74-101
7	at Richmond	L	52-74
11	Virginia Tech	L	57-60
15	Coppin State	W	66-43
21	UMBC	W	56-38
28	vs. Cleveland State	W	76-62
29	at Miami	L	66-97
Jan. 2	at N.C. State	L	72-79
5	Georgia Tech	W	71-63
9	Clemson	L	59-70
12	at Wake Forest	W	75-73
16	Florida State	L	61-76
19	at Virginia	L	58-69
23	at Duke	L	52-101
27	North Carolina	L	82-83
Feb. 1	N.C. State (OT)	W	74-72
7	at Georgia Tech	L	51-59
9	at Clemson	L	67-85
13	Wake Forest	L	75-79
16	at Florida State	W	66-61
20	Virginia	L	67-71
24	Duke	W	55-97
27	at North Carolina	L	77-94
Mar. 7	vs. Clemson	L	61-63

- 1 - Terrapin Classic in College Park, Md.
- 2 - Gatorade Holiday Classic in Coral Gables, Fla.
- 3 - ACC Tourn. in Greensboro, N.C.

2003-2004 Schedule

Nov. 21	Coppin State	7 p.m.
23	Niagara	1 p.m.
28	Sacred Heart	3:30 p.m.
29	UMES/La.-Lafayette	12:30/3
Dec. 3	Penn State	7 p.m.
5	at St. Bonaventure	7 p.m.
10	Loyola	7 p.m.
13	at Virginia Tech	2 p.m.
20	UMBC	12:30 p.m.
28	vs. Texas Tech	9 p.m.
30	vs. Georgetown/San Diego	9/11
Jan. 2	N.C. State	7 p.m.
4	Virginia	1 p.m.
9	at Wake Forest	7 p.m.
12	at Florida State	7 p.m.
15	Georgia Tech	7 p.m.
19	North Carolina	7 p.m.
22	at Duke	7 p.m.
25	at N.C. State	1 p.m.
29	Clemson	7 p.m.
Feb. 5	at Virginia	7 p.m.
9	Wake Forest	7 p.m.
12	Florida State	7 p.m.
15	at Georgia Tech	2 p.m.
19	at North Carolina	7 p.m.
22	Duke	4 p.m.
29	at Clemson	2 p.m.
Mar. 5-8	ACC Tourn. in Greensboro, N.C.	

- 1 - Terrapin Classic in College Park, Md.
- 2 - Surf-N-Slam Tourn. in San Diego, Calif.

JAMES MADISON



Kenny Brooks
Head Coach

Dec. 21, 2003
2 p.m.
JMU Convocation Center
Harrisonburg, Va.



Jody LeRose

Location: Harrisonburg, Va.
Founded: 1908
Enrollment: 15,900
Conference: Colonial Athletic Assn.
Nickname: Dukes
Colors: Purple & Gold
Arena: JMU Convocation Center (7,156)
President: Dr. Linwood H. Rose
Athletics Director: Jeff Bourne
2002-03 Record: 17-12
2002-03 Conf. Record/Finish: 11-7/4th
2002-03 Postseason: None
Record vs. Virginia Tech: 12-18

SID: Gary Michael
WBB Contact: Milla Sue Wisecarver
SID Office Phone: (540) 568-6154
E-Mail: wisecams@jmu.edu
Address: Godwin Hall, Room 220
Harrisonburg, VA 22807
Fax: (540) 568-3703
Press Row: (540) 568-6710
Web Site: www.jmusports.com
Head Coach: Kenny Brooks (James Madison '92)
Record at JMU (years): 16-10 (1)
Career Record: Same
Assistants: Krista Kilburn-Steveskey (N.C. State '90), Kim Hairston (Richmond '00), Nadine Morgan (James Madison '03)

2003-2004 Roster

No.	Name	Pos.	Ht.	Yr.	Hometown/Previous School
3	Shameena Felix	G	5-4	Fr.	Brooklyn, N.Y./Murry Bergtraum
4	Andrea Benvenuto	G	5-7	Fr.	Ancaster, Ontario/St. Mary's
15	LaVonne Thomas	F	5-11	Fr.	Jonesboro, Ga./Jonesboro
20	Jody LeRose	G	5-9	r-Sr.	Summersville, W.Va./Nicholas County
22	Mary Beth Culbertson	G	5-11	r-Jr.	Havertown, Pa./Archbishop Carroll
24	Lesley Dickinson	F	5-10	Fr.	Queens Village, N.Y./Christ the King
34	Shirley McCall	G/F	5-9	Fr.	Collinsville, Va./Collinsville
40	Meredith Alexis	F/C	6-2	Fr.	Ashley, Pa./Bishop Hoban
43	Krystal Brooks	C	6-3	Jr.	Brownsville, Pa./Brownsville
44	Denaë Dobbins	C	6-5	So.	Westerville, W.Va./Gilmer County
54	Mindy Sywassink	F	6-2	r-Jr.	Muscatine, Iowa/Kirkwood CC
55	Jessica Whitaker	F/C	6-2	So.	Shelbyville, Tenn./Shelbyville Central

2002-2003 Results

(17-12, 11-7 CAA)

Nov. 22	Tulane	L	52-55
27	at Duquesne	L	53-70
Dec. 1	Boise State	W	73-35
7	at Virginia Tech (OT)	L	73-77
15	Norfolk State	W	92-63
18	Morgan State	W	96-45
21	at Charlotte	L	67-68
28	vs. Lipscomb1	W	75-42
29	vs. Rhode Island1	W	59-52
Jan. 5	at George Mason	L	57-82
9	Hofstra	W	87-78
12	at Va. Commonwealth	L	61-68
16	at Old Dominion	L	48-58
19	William & Mary(OT)	W	72-67
23	Towson	W	62-42
26	UNC Wilmington	W	65-62
30	at Delaware	L	49-60
Feb. 2	Drexel	L	73-50
6	George Mason	W	68-58
9	Old Dominion (OT)	W	98-95
13	at William & Mary	W	78-73
16	at UNC Wilmington	L	53-60
21	at Hofstra	W	71-60
23	at Towson	W	65-45
27	Va. Commonwealth	W	84-68
Mar. 2	Delaware	L	64-75
6	at Drexel	L	58-59
13	vs. George Mason2	W	70-50
14	at Old Dominion2	L	55-71

1 - Stetson Hatter Christmas Classic in DeLand, Fla.
2 - CAA Tourn. in Norfolk, Va.

2003-2004 Schedule

Nov. 23	Jacksonville State	2 p.m.
27	vs. Georgia Tech1	7 p.m.
28	vs. S.W. Missouri St.1	4:45 p.m.
29	vs. West Virginia1	2:30 p.m.
Dec. 5	vs. Winthrop2	5 p.m.
6	vs. Bucknell/Cornell2	TBA
18	at Tulane	7 p.m.
21	Virginia Tech	2 p.m.
30	Duquesne	7 p.m.
Jan. 4	at Drexel	1 p.m.
6	Charlotte	7 p.m.
9	Old Dominion	7 p.m.
11	at Towson	1 p.m.
15	George Mason	7 p.m.
18	at William & Mary	2 p.m.
19	at Norfolk State	7 p.m.
22	at UNC Wilmington	7 p.m.
25	Hofstra	4 p.m.
29	Va. Commonwealth	7 p.m.
Feb. 1	Delaware	2 p.m.
5	UNC Wilmington	7 p.m.
8	at Va. Commonwealth	2 p.m.
12	at Delaware	7 p.m.
15	Drexel	2 p.m.
20	at George Mason	2 p.m.
22	William & Mary	7 p.m.
26	at Old Dominion	7 p.m.
29	at Hofstra	2 p.m.
Mar. 4	Towson	7 p.m.
10-13	CAA Tournament in Norfolk, Va.	

1 - Paradise Jam in St. Thomas, Virgin Islands
2 - Cornell Classic in Ithaca, N.Y.

FURMAN



Sam Dixon
Head Coach

Dec. 28, 2003
3 p.m.
Cassell Coliseum
Blacksburg, Va.
Lady Luck Classic



Deshara Shealey

Location: Greenville, S.C.
Founded: 1826
Enrollment: 2,500
Conference: Southern
Nickname: Lady Paladins
Colors: Purple & White
Arena: Timmons Arena (5,000)
President: Dr. David E. Shi
Athletics Director: Dr. Gary Clark
2002-03 Record: 16-13
2002-03 Conf. Record/Finish: 11-7/4th
2002-03 Postseason: NA
Record vs. Virginia Tech: 0-1

SID: Hunter Reid
WBB Contact: Teri Brinkman
SID Office Phone: (864) 294-3065
E-Mail: teri.brinkman@furman.edu
Address: 3300 Pointsett Hwy.
Greenville, SC 29613
Fax: (864) 294-3061
Press Row: (864) 294-3620
Web Site: www.furmanpaladins.com
Head Coach: Dr. Sam Dixon (Wooster '79)
Record at Furman (years): 16-13 (1)
Career Record: Same
Assistants: Ali Jaques (NYU '98), Jessica Vanco (St. Bonaventure '99), Althea Bufford (Furman '02)

Lady Paladins' Quick Facts

2003-2004 Roster

No.	Name	Pos.	Ht.	Yr.	Hometown/Previous School
3	Kim Lawrence	G/F	5-11	Sr.	Atlanta, Ga./Woodward Academy
5	Tommi Paris	G	5-8	So.	Chattanooga, Tenn./Girls Prep
10	Mivvi Strickland	F	6-1	r-So.	Birmingham, Ala./Vestavia Hills
12	Princess Wells	G	5-7	So.	Marietta, Ga./South Cobb
20	Laney Harris	F	6-0	Jr.	Loganville, Ga./Loganville
21	Jen Nadalin	C	6-2	Jr.	Guelph, Ontario/Our Lady of Lourdes
22	Lauren Few	G	5-9	So.	Hendersonville, N.C./E. Henderson
23	Melynda Gant	G	5-10	So.	Herndon, Va./Oakton
24	Deshara Shealey	G	5-10	Sr.	Greenbay, Va./Prince Edward Co.
32	Megan Gallagher	F	6-1	Fr.	Dallas, Tex./Highland Park
40	Katie Roach	F	6-1	Jr.	Marietta, Ga./Lassiter
41	Elizabeth Sorensen	G	5-11	Fr.	Melbourne, Fla./Melb. Central Catholic
42	Ashland Johnson	F	6-1	Jr.	Chesapeake, Va./Deep Creek
50	Jessica Lange	F	6-2	Fr.	Knoxville, Tenn./Farragut
54	Orion Wake	F	6-2	Sr.	Woodbridge, Va./Woodbridge

2002-2003 Results

(16-13, 11-7 SoCon)

Nov. 22	Oglethorpe	W	100-59
25	at Pittsburgh	L	45-75
29	vs. Charleston Sou.1	W	84-64
30	at UNC Wilmington1	L	56-74
Dec. 4	at High Point	L	51-52
7	at Auburn	L	35-73
14	at Clemson	L	58-91
16	at Virginia	W	58-56
29	Coastal Carolina	W	61-56
Jan. 2	UNC Greensboro	W	74-66
4	at Appalachian State	W	71-69
7	Davidson	W	67-56
11	Georgia Southern	L	64-66
13	at Chattanooga	L	64-80
18	Wofford	W	90-64
20	at East Tennessee St.W	86-64	
25	at Col. of Charleston	W	74-49
27	Western Carolina	L	64-77
Feb. 1	at UNC Greensboro	W	68-49
3	Appalachian State	L	63-73
8	at Davidson	L	73-51
10	at Wofford	W	95-53
15	Chattanooga	L	50-65
17	at Georgia Southern	W	80-59
24	East Tennessee St.	W	70-49
26	College of Charleston	W	87-49
Mar. 1	at Western Carolina	L	56-58
5	vs. UNC Greensboro2	W	65-51
6	vs. Chattanooga2	L	53-65

1 - UNC Wilmington Tourn. in Wilmington, N.C.
2 - Southern Conf. Tourn. in Charleston, S.C.
3 - ACC Tourn. in Greensboro, N.C.

2003-2004 Schedule

Nov. 13	Francis Marion	7 p.m.
22	at Providence	2 p.m.
26	at Gardner Webb	7 p.m.
Dec 1	East Tennessee State	7 p.m.
7	Clemson	2 p.m.
13	Lander	3 p.m.
17	Georgia	7 p.m.
20	Chattanooga	12 p.m.
28	at Virginia Tech1	3 p.m.
29	Wake Forest/Holy Cross1	5/7
Jan. 3	at UNC Greensboro	3 p.m.
5	at Wofford	7 p.m.
7	Western Carolina	7 p.m.
10	at Appalachian State	1 p.m.
14	at Davidson	7 p.m.
17	College of Charleston	1 p.m.
19	Georgia Southern	7 p.m.
24	at Chattanooga	4 p.m.
26	at East Tennessee St.	4:30 p.m.
29	at Elon	7 p.m.
31	UNC Greensboro	1 p.m.
Feb. 3	Wofford	7 p.m.
7	Appalachian State	3 p.m.
14	at College of Charleston	1 p.m.
16	at Georgia Southern	7 p.m.
21	at Western Carolina	4 p.m.
26	Davidson	7 p.m.
28	Elon	3 p.m.
Mar. 3-6	SoCon Tournament	TBA

1 - Lady Luck Classic in Blacksburg, Va.

HOLY CROSS

Dec. 29, 2003
5/7 p.m.

Cassell Coliseum
Blacksburg, Va.
Lady Luck Classic



Bill Gibbons
Head Coach



Mary Rose Campbell



Crusaders' Quick Facts

Location: Worcester, Mass.
Founded: 1843
Enrollment: 2,700
Conference: Patriot
Nickname: Crusaders
Colors: Royal Purple
Arena: Hart Center (3,600)
President: Rev. Michael C. McFarland
Athletics Director: Richard M. Regan
2002-03 Record: 24-8
2002-03 Conf. Record/Finish: 13-1/1st
2002-03 Postseason: NCAA First Round
Record vs. Virginia Tech: 0-0

SID: Larry Napolitano
WBB Contact: Patrick Maloney '02
SID Office Phone: (508) 793-2583
E-Mail: pmaloney@holycross.edu
Address: 1 College Street
Worcester, Mass. 01610
Fax: (508) 793-2309
Press Row: (508) 793-3980
Web Site: www.holycross.edu
Head Coach: Bill Gibbons
(Clark Univ. '81)
Record at Holy Cross (years): 380-157/18
Career Record: Same
Assistants: Catherine DiGiacinto
(Michigan '98), Anna Kinne (Holy Cross '00), Brian Wilson
(Virginia '00)

2003-2004 Roster

No.	Name	Pos.	Ht.	Yr.	Hometown/Previous School
00	Lisa Andrews	C	6-3	Jr.	Concord, Mass./Concord-Carlise
3	Mary Rose Campbell	F	5-11	Sr.	Richmond, Va./Douglas Freeman
10	Sarah Placek	G	5-3	So.	Alexandria, Va./Hayfield
11	Caitlin Agostinacchio	G	5-9	Jr.	Bellmore, N.Y./Kellenberg Memorial
14	Meg Dahlman	F	6-3	Fr.	Rochester, N.Y./Nazareth Academy
15	Shannon Bush	G	5-11	So.	Doylestown, Pa./Central Bucks East
21	Kristin Popovics	G	5-7	Jr.	Marion, Iowa/Marion
23	Jessica Conte	G	5-8	So.	Scarsdale, N.Y./Scarsdale
31	Ashley Brennan-McBride	C	6-5	Fr.	London, Ontario/London Central
32	Patty Fitzgerald	F	6-1	Sr.	Cranston, R.I./LaSalle Academy
33	Brittany Keil	F	6-2	Fr.	Sparta, N.J./Sparta
34	Maggie Fontana	G	5-11	Jr.	Barrington, Ill./Fremd
52	Kaitlin Foley	F/C	6-4	Fr.	Albany, N.Y./Bethlehem Central

2002-2003 Results

(24-8, 13-1 Patriot)

Nov. 22	Saint Peter's	W	70-64
26	Boston College	L	45-63
28	vs. TCU1	L	54-68
29	vs. Savannah State1	W	74-39
Dec. 5	vs. Connecticut2	L	46-68
10	at Siena	W	66-59
22	at Hartford	W	64-51
28	vs. Maine3	W	75-74
29	at LaSalle3	L	61-68
Jan. 2	at Northeastern	W	71-63
4	at Vanderbilt	L	54-86
9	Colorado State	L	69-73
11	Army	W	52-41
14	Colgate	W	68-63
18	at Lafayette	W	82-56
24	at Navy	W	75-66
26	at American (OT)	W	84-78
28	Fordham	W	70-62
31	Lehigh	L	56-58
Feb. 2	Bucknell	W	86-76
5	Vermont	W	74-62
8	at Army	W	60-56
11	at Colgate	W	76-68
15	Lafayette	W	83-58
21	American	W	65-55
23	Navy	W	67-55
28	at Bucknell	W	91-79
Mar. 2	at Lehigh	W	78-65
7	vs. Lafayette4	W	80-60
9	vs. Bucknell4	W	66-63
12	Army4	W	78-65
23	at Penn State5	L	33-64

1 - WBCA Classic
2 - at the Centrum
3 - LaSalle Tournament in
4 - Patriot League Tournament
5 - NCAA First Round in University Park, Pa.

2003-2004 Schedule

Nov. 21	St. John's	7 p.m.
23	at Massachusetts	4 p.m.
25	at Providence	7 p.m.
28	Illinois-Chicago	7 p.m.
30	at Connecticut	1 p.m.
Dec. 3	at Boston College	7 p.m.
6	DePaul	1 p.m.
11	Siena	7 p.m.
20	Arizona State	7 p.m.
28	vs. Wake Forest1	1 p.m.
29	vs. Virginia Tech/Furman1	5/7
Jan. 4	at Saint Peter's	2 p.m.
10	at Army	1 p.m.
13	at Colgate	7 p.m.
17	Lafayette	1 p.m.
19	at Buffalo	7 p.m.
23	Navy	5:30 p.m.
25	American	1 p.m.
30	at Lehigh	5:30 p.m.
Feb. 1	at Bucknell	1 p.m.
7	Army	1 p.m.
10	Colgate	7 p.m.
14	at Lafayette	1 p.m.
20	at American	5 p.m.
22	at Navy	1 p.m.
27	Bucknell	5 p.m.
29	Lehigh	1 p.m.
Mar. 5,7	Patriot League Tournament at Upper Marlboro, Md.	
10	Patriot League Tournament at Highest Seed.	

1 - Lady Luck Classic in Blacksburg, Va.

WAKE FOREST

Dec. 29, 2003
5/7 p.m.

Cassell Coliseum
Blacksburg, Va.
Lady Luck Classic



Charlene Curtis
Head Coach



Cotelia Bond-Young

Demon Deacons' Quick Facts

Location: Winston-Salem, N.C.
Founded: 1834
Enrollment: 4,080
Conference: Atlantic Coast
Nickname: Demon Deacons
Colors: Old Gold & Black
Arena: Lawrence Joel Memorial
Coliseum (14,407)
President: Dr. Thomas K. Hearn, Jr.
Athletics Director: Ron Wellman
2002-03 Record: 13-15
2002-03 Conf. Record/Finish: 3-13/9th
2002-03 Postseason: None
Record vs. Virginia Tech: 1-0

SID: Dean Buchan
WBB Contact: Michael Bertsch
SID Office Phone: (336) 758-5640
E-Mail: bertscmr@wfu.edu
Address: P.O. Box 7426
Reynolda Station
Winston-Salem, NC 27104
Fax: (336) 758-5140
Press Row: (336) 727-2945
Web Site: www.wakeforestsports.com
Head Coach: Charlene Curtis
(Radford '76)
Record at WFU (years): 55-112 (6)
Career Record: 217-262 (17)
Assistants: Sharon Manning (NC State '91), Larry Leonard
(Lynchburg '73), Jamie Hvoda
(Pepperdine '00)

2003-2004 Roster

No.	Name	Pos.	Ht.	Yr.	Hometown/Previous School
1	Porsche' Jones	G	5-3	So.	Winston-Salem, N.C./Carver
3	Bianca Brown	G	5-8	Sr.	Montclair, N.J./Montclair
4	Elizabeth Strunk	G/F	6-1	So.	Chattanooga, Tenn./Chat. Christian
10	Sandi James	C	6-6	So.	Columbia, Md./Long Beach
12	Tiara Good	G	5-9	Fr.	Jonesville, S.C./Jonesville
13	Cotelia Bond-Young	G	5-7	So.	Landover, Md./Elizabeth Seton
22	Tracy Alston	F	5-10	Sr.	Raleigh, N.C./Southeast Raleigh
23	Keila Evans	F	6-3	So.	Baltimore, Md./St. Frances
25	Maya Bennett	C	6-2	Fr.	Pilot Mountain, N.C./East Surry
30	Tonia Brown	G	5-10	Sr.	Roanoke, Va./William Fleming
32	Jennifer Johnson	G/F	6-1	Jr.	Mt. Juliet, Tenn./Mt. Juliet
33	Meredith Bell	G	5-9	Jr.	Waldorf, Md./Westlake
34	Melissa Washington	C	6-5	Fr.	Upper Marlboro, Md./Largo
43	Erin Ferrell	F	6-0	Jr.	Gaithersburg, Md./The Bullis School

2002-2003 Results

(13-15, 3-13 ACC)

Nov. 22	vs. La Salle1	W	87-71
23	at SMU1 (OT)	L	71-83
26	Marshall	W	67-56
Dec. 1	Appalachian State	W	88-59
2	High Point	W	82-32
5	IUPUI	W	73-60
15	UAB	W	72-58
18	Western Carolina	W	71-56
21	at Radford	W	56-36
29	at UNC Wilmington	W	65-59
Jan. 2	Florida State	L	61-63
5	Virginia	W	77-66
9	at North Carolina	L	56-86
12	Maryland	L	73-75
16	Florida State	L	61-76
19	at Duke	L	61-71
23	N.C. State	L	57-70
26	at Clemson	L	45-61
31	Georgia Tech	L	70-74
Feb. 2	at Florida State (3OT)	L	60-62
6	at Virginia	L	44-64
9	North Carolina	L	57-67
13	at Maryland	W	79-75
17	Duke	L	41-83
19	N.C. A&T	W	78-46
23	at N.C. State	L	62-65
27	Clemson	W	66-55
Mar. 3	at Georgia Tech	L	60-77
7	vs. Duke2	L	59-64

1 - SMU Hoops for the Cure in Dallas, Texas
2 - ACC Tourn. in Greensboro, N.C.

2003-2004 Schedule

Nov. 21	at Loyola	7 p.m.
24	Hampton	7 p.m.
28	vs. Purdue1	5 p.m.
29	vs. Nicholls State1	3 p.m.
Dec. 2	at Marshall	7 p.m.
5	Duke	7 p.m.
14	N.C. A&T	3 p.m.
15	Florida A&M	11:30 a.m.
19	at Princeton	7 p.m.
21	East Carolina	2 p.m.
28	vs. Holy Cross2	1 p.m.
29	vs. Virginia Tech/Furman2	TBA
Jan. 2	at North Carolina	7 p.m.
4	at N.C. State	2 p.m.
9	Maryland	7 p.m.
15	Florida State	7 p.m.
21	at Clemson	7 p.m.
26	North Carolina	7 p.m.
29	at Georgia Tech	7 p.m.
Feb. 1	Virginia	4 p.m.
5	N.C. State	7 p.m.
9	at Maryland	7 p.m.
12	at Duke	7 p.m.
16	at Florida State	7 p.m.
22	Clemson	1 p.m.
26	at Virginia	7:30 p.m.
29	Georgia Tech	2 p.m.
Mar. 5-8	ACC Tournament3	TBA

1 - Central Florida Tourn. in Orlando, Fla.
2 - Lady Luck Classic in Blacksburg, Va.
3 - ACC Tourn. in Greensboro, N.C.

LIBERTY

Jan. 2, 2004
7 p.m.
Cassell Coliseum
Blacksburg, Va.



Carey Green
Head Coach



Katie Feenstra

Lady Flames' Quick Facts

Location: Lynchburg, Va.
Founded: 1971
Enrollment: 8,500
Conference: Big South
Nickname: Lady Flames
Colors: Red, White and Blue
Arena: Vines Center (9,000)
President: Dr. John M. Borek, Jr.
Athletics Director: Kim Graham
2002-03 Record: 26-4
2002-03 Conf. Record/Finish: 14-0, 1st
2002-03 Postseason: NCAA 1st Rd.
Record vs. Virginia Tech: 0-9

SID: Todd Wetmore
WBB Contact: Todd Wetmore
SID Office Phone: (434) 582-2292
E-Mail: twetmor@liberty.edu
Address: 1971 University Blvd.
Lynchburg, VA 24502
Fax: (434) 582-2076
Press Row: (434) 582-7451
Web Site: www.liberty.edu/athletics
Head Coach: Carey Green
(Coastal Carolina '79)
Record at Liberty (years): 90-32 (4)
Career Record: Same
Assistants: Chris Carroll (Georgia '91), Kelley Deyo (Notre Dame '01), Heather Shaffner (Wyoming '02)

2003-04 Roster

No.	Name	Pos.	Ht.	Yr.	Hometown/Previous School
4	Aundrea Dawson	G	5-10	Sr.	Clovis, N.M./South Plain JC
10	Monique Leonard	G	5-9	Sr.	Boynton Beach, Fla./Santaluces CC
11	Leslie Jones	G/F	5-10	Fr.	Raleigh, N.C./Raleigh Christian
12	Michelle Parker	G	5-8	Fr.	Miami, Fla./Northwest Christian
20	Vivian Ewalefo	F	6-0	Fr.	Las Vegas, Nev./Palo Verde
21	Jamie Feagin	F	5-11	Fr.	Lockport, N.Y./Wilson
22	Stephanie Walker	G	5-8	Jr.	Richmond, Va./Varina
25	Daina Staugaitiene	G	5-10	Jr.	Alytus, Lithuania/Alytus Secondary
30	Rima Margeviciute	F	6-2	Jr.	Klaipeda, Lithuania/Ozas Secondary
31	Chystal Peace	G/F	6-0	Sr.	Moncks Corner, S.C./Berkeley
35	Kristal Tharp	G/F	5-10	Jr.	Chillicothe, Ohio/Zane Trace
40	Kristina Palaimaite	F	6-3	Sr.	Vilnius, Lithuania/Ozas Secondary
44	Katie Feenstra	C	6-8	Jr.	Grand Rapids, Mich./Grand Rapids Baptist

2002-2003 Results

(26-4, 14-0 Big South)

Nov. 22	Morgan State	W	90-35
24	at Va. Commonwealth	W	69-52
26	Virginia (OT)	W	77-69
Dec. 4	at Richmond	L	74-88
7	vs. Alabama1	L	64-67
8	vs. Bethune Cookman1	W	70-42
14	Virginia Tech	L	50-53
21	Norfolk State	W	74-51
30	at Western Kentucky	W	71-57
Jan. 2	Charleston Southern	W	83-52
4	Coastal Carolina	W	68-40
7	at Winthrop	W	67-57
10	at South Carolina St.	W	68-54
15	at UNC Asheville	W	80-45
18	Birmingham-Southern	W	66-56
22	at High Point	W	71-53
25	Radford	W	59-45
28	Elon	W	66-44
Feb. 1	at Charleston Sou.	W	69-50
3	at Coastal Carolina	W	82-76
6	Hampton	W	86-66
8	UNC Asheville	W	61-42
14	High Point	W	77-68
22	at Elon	W	74-66
25	Winthrop	W	53-35
Mar. 1	at Radford	W	58-46
6	UNC Asheville2	W	70-39
8	Coastal Carolina2	W	78-68
9	High Point2	W	84-71
22	vs. Vanderbilt3	L	44-54

1 - East Carolina Tourn. in Greenville, N.C.
2 - Big South Tourn. in Lynchburg, Va.
3 - NCAA First Round in Norfolk, Va.

2003-2004 Schedule

Nov. 14	at Cincinnati1	TBA
17	TBA1	TBA
20	TBA1	TBA
23	TBA1	TBA
25	Va. Commonwealth	7 p.m.
29	vs. Harvard2	6 p.m.
30	vs. Fla. State/Wis. Mil.2	2 p.m.
Dec. 4	South Carolina State	7 p.m.
6	vs. Boston College3	3 p.m.
7	vs. New Hampshire/Brown	1/3
10	at Norfolk State	7 p.m.
14	at Richmond	2 p.m.
29	TBA	TBA
30	TBA	TBA
Jan. 2	at Virginia Tech	7 p.m.
6	at American	7 p.m.
8	Western Kentucky	6 p.m.
13	at Radford	4 p.m.
17	at Coastal Carolina	5 p.m.
19	at Charleston Southern	7 p.m.
24	Birmingham-Southern	6 p.m.
27	at UNC Asheville	7 p.m.
31	Winthrop	7 p.m.
Feb. 7	High Point	6 p.m.
14	Coastal Carolina	6 p.m.
16	Charleston Southern	7 p.m.
21	at Birmingham Southern	3 p.m.
24	UNC Asheville	7 p.m.
28	at High Point	4 p.m.
Mar. 3	at Winthrop	7 p.m.
6	Radford	6 p.m.
9-13	Big South Tourn.	TBA

1 - Preseason NIT
2 - Seminole Classic in Tallahassee, Fla.
3 - Brown Classic in Providence, R.I.

PROVIDENCE

Jan. 4, 2004 • 2 p.m.
Cassell Coliseum
Blacksburg, Va.
Feb. 21, 2004 • 7:30 p.m.
Alumni Hall, Providence, R.I.



Susan Yow
Head Coach



Kristin Quinn

Friars' Quick Facts

Location: Providence, R.I.
Founded: 1917
Enrollment: 3,700
Conference: BIG EAST
Nickname: Friars
Colors: Black, White & Silver
Arena: Alumni Hall (2,620)
President: Rev. Philip A. Smith O.P.
Athletics Director: Robert G. Driscoll, Jr.
2002-03 Record: 9-18
2002-03 Conf. Record/Finish: 3-13/13th
2002-03 Postseason: None
Record vs. Virginia Tech: 1-3

SID: Arthur Parks
WBB Contact: Jen Rynearson
SID Office Phone: (401) 865-2208
E-Mail: jrynears@providence.edu
Address: Alumni Hall
Providence, RI 02918
Fax: (401) 865-2583
Press Row: (401) 865-2810
Web Site: www.friars.com
Head Coach: Susan Yow
(Elon, '76)
Record at PC (years): 9-18 (1)
Career Record: 231-314 (20)
Assistants: Sue Doran (West Georgia '78), Kirk Crawford (Western State '78), A.G. Hall (N.C. Central '98)

2003-2004 Roster

No.	Name	Pos.	Ht.	Yr.	Hometown/Previous School
2	Kris Baugh	G	5-7	Fr.	Boston, Mass./Tabor Academy
3	Keisha Blackwell	G	5-6	Jr.	Baltimore, Md./Seton Keough
13	Janell Fabor	G	5-7	Fr.	Paterson, N.J./Paterson Catholic
14	Jill Furstenburg	G	5-10	Fr.	Whitehouse Station, N.J./Hunterdon C.
23	Kristin Quinn	G	5-4	Sr.	Sewell, N.J./Gloucester Catholic
24	Shauna Snyder	F	5-10	Fr.	Albuquerque, N.M./Cibola
30	Gayle Nwafili	F	6-1	Jr.	Maplewood, N.J./Columbia
35	Jama Gilmore	C/F	6-5	Sr.	Muncie, Ind./IUUI
40	Katie Keefe	G	5-8	Sr.	Avon, Conn./Avon
42	Brooke Freeburg	F	5-11	Sr.	Waterford, Pa./Fort LeBoeuf
55	Quiana Copeland	F/C	6-0	Jr.	Mattapan, Mass./Melrose

2002-2003 Results

(9-18, 3-13 BIG EAST)

Nov. 22	vs. Navy1	W	70-62
23	vs. Vermont1	L	49-65
26	Brown	L	62-64
Dec. 1	Lamar	W	77-57
3	at Alabama	L	56-72
6	Minnesota	L	55-67
20	Michigan State	L	54-73
22	at Rhode Island	W	63-55
28	at St. Bonaventure	W	65-60
30	Marist	W	72-55
Jan. 4	Boston College	L	63-85
8	at Georgetown	L	67-79
11	at Pittsburgh	W	80-77
15	West Virginia	W	75-61
18	Dartmouth	W	74-60
22	St. John's	L	62-67
25	at Seton Hall	L	54-64
28	Rutgers	L	44-71
Feb. 1	at Virginia Tech	L	56-80
5	at West Virginia	L	54-61
8	Pittsburgh	W	57-54
13	Seton Hall	L	42-54
16	Notre Dame	L	61-67
19	Syracuse	L	58-66
22	at Miami	L	64-77
Mar. 1	Connecticut	L	52-70
4	at Villanova	L	48-83

1 - Vermont Tourn. in Burlington, Vt.

2003-2004 Schedule

Nov. 22	Furman	2 p.m.
25	Holy Cross	7:30 p.m.
28	at Loyola Marymount1	10 p.m.
29	vs. Arkansas/Oregon St.	6/8
Dec. 2	at Dartmouth	7 p.m.
5	Rhode Island	7:30 p.m.
8	Northeastern	7:30 p.m.
11	at Stony Brook	7 p.m.
22	Harvard	7:30 p.m.
29	vs. Bucknell2	7 p.m.
30	vs. LaSalle/Coppin St.2	5/7
Jan. 4	at Virginia Tech	2 p.m.
7	Boston College	7:30 p.m.
10	at Pittsburgh	2 p.m.
17	Syracuse	2 p.m.
20	Miami	7:30 p.m.
28	at Boston College	7 p.m.
31	Seton Hall	2 p.m.
Feb. 4	West Virginia	7:30 p.m.
8	at St. John's	2 p.m.
11	Villanova	7:30 p.m.
14	at Notre Dame	7 p.m.
18	at Rutgers	7:30 p.m.
21	Virginia Tech	7:30 p.m.
25	at Connecticut	7:30 p.m.
28	Georgetown	2 p.m.
Mar. 2	at Miami	7 p.m.
6-9	BIG EAST Tournament in Hartford, Conn.	

1 - LMU Furama Hotel Thanksgiving Classic in Los Angeles, Calif.
2 - LaSalle Invitational in Philadelphia, Pa.

RUTGERS

Jan. 7, 2004
7:30 p.m.

Louis Brown Athletic Center
Piscataway, N.J.



C. Vivian Stringer
Head Coach



Cappie Pondexter

Scarlet Knights' Quick Facts

Location: New Brunswick, N.J.
Founded: 1766
Enrollment: 35,000
Conference: BIG EAST
Nickname: Scarlet Knights
Colors: Scarlet
Arena: Louis Brown Athletic Center (8,000)
President: Dr. Robert L. McCormick
Athletics Director: Robert E. Mulcahy, III
2002-03 Record: 21-8
2002-03 Conf. Record/Finish: 13-3/3rd
2002-03 Postseason: NCAA Second Rd.
Record vs. Virginia Tech: 3-2

SID: John Wooding
WBB Contact: Heather Brocious
SID Office Phone: (732) 445-4200
E-Mail: hbrocious@scarletknights.com
Address: 83 Rockafeller Rd.
Piscataway, NJ 08854
Fax: (732) 445-3063
Press Row: (732) 445-4200
Web Site: www.scarletknights.com
Head Coach: C. Vivian Stringer (Slippery Rock, '71)
Record at RU (years): 154-92 (8)
Career Record: 674-227 (31)
Assistants: Jollette Law (Iowa '90), Carlene Mitchell (Kansas State '96), Cathy Androzzi (Queens '74)

2003-2004 Roster

No.	Name	Pos.	Ht.	Yr.	Hometown/Previous School
0	Shalicia Hurns	F	6-3	Sr.	Indianapolis, Ind./Purdue
3	Courtney Locke	G	5-7	So.	San Marcos, Tex./San Marcos
10	Natisha Johnson	G	5-9	Fr.	Gibbsland, La./Gibbsland-Coleman
13	Nikki Jett	G	5-8	r-Jr.	Columbia, S.C./Columbia
25	Cappie Pondexter	G	5-9	Jr.	Chicago, Ill./John Marshall
32	Chelsea Newton	G	5-11	Jr.	Monroe, La./Carroll
34	Michelle Campbell	F	6-2	So.	Princeton, N.J./Notre Dame
35	Dawn McCullouch	G	5-9	Sr.	Long Beach, Calif./Wilson
42	Mariota Theodoris	F	6-2	Jr.	Riviera Beach, Fla./Suncoast
52	Aquisha Cahoe	F	6-0	So.	Philadelphia, Pa./Engineering & Science
55	Rebecca Richman	C	6-4	Jr.	Bronx, N.Y./Brooklyn Tech

2002-2003 Results

(21-8, 13-4 BIG EAST)

Nov. 22	at Stanford	L	60-64
24	at California	W	56-49
30	Wagner1	W	70-41
Dec. 1	Northwestern1	W	62-50
6	at Virginia	L	64-68
10	at Temple	W	52-42
21	Harvard	W	79-40
29	George Washington	W	87-72
Jan. 2	at Texas Tech	L	81-94
8	at Connecticut	L	62-67
11	Syracuse	W	75-55
15	Villanova	W	58-57
18	at Notre Dame	W	64-61
22	at Virginia Tech (OT)	L	64-66
25	St. John's (2OT)	W	70-64
28	at Providence	W	71-44
31	at Old Dominion	W	67-59
Feb. 4	Miami	W	65-56
9	at Seton Hall	W	60-45
12	West Virginia	W	65-50
16	Pittsburgh	W	67-53
19	at St. John's	W	69-38
22	at Georgetown	W	93-52
26	Virginia Tech	W	67-43
Mar. 1	at Villanova	W	50-49
4	Boston College	L	71-72
9	Miami2	L	74-77
22	vs. W. Kentucky3	W	64-52
24	at Georgia3	L	64-74

1 - Coca-Cola Classic in Piscataway, N.J.
2 - BIG EAST Tourn. in Piscataway, N.J.
3 - NCAA 1st & 2nd Round in Athens, Ga.

2003-2004 Schedule

Nov. 14	St. Peter's1	7:30 p.m.
16	WNIT Second Rd.	TBA
19-20	WNIT Semis	TBA
23-24	WNIT Finals	TBA
30	at Clemson	2 p.m.
Dec. 2	at LSU	7 p.m.
6	Temple	2 p.m.
11	at Tennessee	7 p.m.
14	Texas Christian	1 p.m.
28	Old Dominion	3 p.m.
30	at Harvard	6 p.m.
Jan. 4	Ohio State	5 p.m.
7	Virginia Tech	7:30 p.m.
9	at Villanova	7:30 p.m.
14	at Syracuse	7 p.m.
17	St. John's	2 p.m.
19	at Connecticut	2 p.m.
25	Georgetown	Noon
31	at Miami	4 p.m.
Feb. 3	Syracuse	7:30 p.m.
8	at Boston College	2 p.m.
11	at Pittsburgh	7 p.m.
14	Connecticut	2 p.m.
18	Providence	7:30 p.m.
21	at Georgetown	3 p.m.
24	at West Virginia	7 p.m.
28	Notre Dame	Noon
Mar. 2	Seton Hall	7:30 p.m.
6-9	BIG EAST Tournament in Hartford, Conn.	

1 - Preseason NIT

NOTRE DAME

Jan. 10, 2004
Noon

Joyce Center
Notre Dame, Ind.



Muffet McGraw
Head Coach



Jacqueline Batteast

Fighting Irish' Quick Facts

Location: Notre Dame, Ind.
Founded: 1842
Enrollment: 11,311
Conference: BIG EAST
Nickname: Fighting Irish
Colors: Gold & Blue
Arena: Joyce Center (11,418)
President: Rev. Edward A. Malloy
Athletics Director: Kevin White
2002-03 Record: 21-11
2002-03 Conf. Record/Finish: 10-6/5th
2002-03 Postseason: NCAA Sweet 16
Record vs. Virginia Tech: 4-1

SID: Bernadette Cafarelli
WBB Contact: Chris Masters
SID Office Phone: (574) 631-8032
E-Mail: masters.5@nd.edu
Address: Joyce Center
Notre Dame, IN 46556
Fax: (574) 631-7941
Press Row: (574) 631-5309
Web Site: www.und.com
Head Coach: Muffet McGraw (Saint Joseph's, Pa. '77)
Record at UND (years): 363-138 (16)
Career Record: 451-179 (21)
Assistants: Carol Owens (Northern Illinois '90), Coquese Washington (Notre Dame '92), Jonathan Tsipis (North Carolina '96)

2003-2004 Roster

No.	Name	Pos.	Ht.	Yr.	Hometown/Previous School
3	Susie Powers	G	5-11	Fr.	Centennial, Colo./Highlands Ranch
4	Le'Tania Severe	G	5-8	Sr.	Pembroke Pines, Fla./Fort Lauderdale
5	Jeneka Joyce	G	5-9	Sr.	Topeka, Kan./Washburn Rural
12	Teresa Borton	C	6-3	Jr.	Yakima, Wash./West Valley
13	Megan Duffy	G	5-7	So.	Dayton, Ohio/Chaminade Julienne
21	Jacqueline Batteast	F	6-2	Jr.	South Bend, Ind./Washington
23	Monique Hernandez	G	5-9	Sr.	Rio Rancho, N.M./Cibola
32	Breona Gray	G	5-9	Jr.	Las Vegas, Nev./Bishop Gorman
33	Katy Flecky	F	6-2	Jr.	Lone Tree, Colo./Highlands Ranch
34	Crystal Erwin	F	6-2	Fr.	Rancho Cucamonga, Calif./St. Paul
41	Courtney LaVere	F	6-3	So.	Ventura, Calif./Buena
44	Anne Weese	G	5-8	Sr.	Salina, Kan./Seward County CC

2002-2003 Results

(21-11, 10-6 BIG EAST)

Nov. 26	Cleveland State	W	107-65
29	at Southern California	W	69-57
Dec. 4	at Valparaiso	W	74-68
7	at Arizona State	W	81-52
11	at DePaul	L	59-75
14	Temple	W	84-61
21	IUPUI-Fort Wayne	W	82-54
23	Colorado State	W	46-45
28	vs. Tennessee1	L	61-77
31	at Marquette	W	75-68
Jan. 4	Purdue	L	54-71
8	at West Virginia	W	66-59
11	Miami	L	70-80
14	at St. John's	W	71-42
18	Rutgers	L	61-64
20	Connecticut	L	53-72
25	at Villanova	W	58-56
29	Boston College	L	48-76
Feb. 1	West Virginia	W	69-64
5	at Georgetown	W	74-49
9	at Virginia Tech	L	50-53
12	St. John's	W	76-48
16	at Providence	W	67-61
23	at Connecticut	L	59-77
26	Pittsburgh	W	77-69
Mar. 1	Seton Hall	W	62-60
4	at Syracuse	W	62-54
8	vs. Pittsburgh2	W	73-65
9	vs. Villanova2	L	39-50
23	vs. Arizona3	W	59-47
25	at Kansas State	W	59-53
30	vs. Purdue	L	47-66

1 - Conesco Fieldhouse in Indianapolis, Ind.
2 - BIG EAST Tourn. in Piscataway, N.J.
3 - NCAA 1st & 2nd. Rd. in Manhattan, Kan.
4 - NCAA Sweet 16 in Dayton, Ohio

2003-2004 Schedule

Nov. 14	vs. Auburn1	8 p.m.
15	vs. Colorado/ODU1	8/10:15
21	Valparaiso	7 p.m.
26	at Michigan State	7 p.m.
30	at Tennessee	3 p.m.
Dec. 4	Wisconsin	7 p.m.
7	at Washington	4 p.m.
12	Dayton	1 p.m.
22	Southern California	1 p.m.
29	at Colorado State	9 p.m.
Jan. 1	Marquette	2 p.m.
4	at Purdue	3 p.m.
7	at Georgetown	7 p.m.
10	Virginia Tech	Noon
13	Connecticut	7 p.m.
17	at West Virginia	4 p.m.
21	at Syracuse	7 p.m.
24	Villanova	Noon
28	at Miami	7 p.m.
31	Boston College	Noon
Feb. 4	Georgetown	7 p.m.
8	at Seton Hall	2 p.m.
14	Providence	7 p.m.
17	at St. John's	7 p.m.
21	at Pittsburgh	2 p.m.
25	Miami	7 p.m.
28	at Rutgers	Noon
Mar. 2	Syracuse	7 p.m.
6-9	BIG EAST Tournament in Hartford, Conn.	

1 - WBCA Classic in Boulder, Colo.
2 - BIG EAST Tourn. in Hartford, Conn.

VILLANOVA



Harry Perretta
Head Coach

Jan. 14, 2004
7 p.m.
Cassell Coliseum
Blacksburg, Va.



Courtney Mix

Wildcats' Quick Facts

Location: Villanova, Pa.
Founded: 1842
Enrollment: 6,295
Conference: BIG EAST
Nickname: Wildcats
Colors: Blue & White
Arena: The Pavilion (6,500)
President: Rev. Edmund J. Dobbin
Athletics Director: Vince Nicastro
2002-03 Record: 28-6
2002-03 Conf. Record/Finish: 12-4/3rd
2002-03 Postseason: NCAA Region Final
Record vs. Virginia Tech: 4-2

SID: Dean Kenefick
WBB Contact: Dean Kenefick
SID Office Phone: (610) 519-4120
E-Mail: dean.kenefick@villanova.edu
Address: Nevin Field House
800 Lancaster Ave.
Villanova, PA 19805
Fax: (610) 519-7323
Press Row: (610) 519-7290
Web Site: www.villanova.com
Head Coach: Harry Perretta
(Lycoming College '78)
Record at VU (years): 465-262 (25)
Career Record: Same
Assistants: Joe Mullaney, Jr.
(Providence '78), Mary Beth Snell
(Villanova '00), Shanette Lee
(Villanova '98)

2003-2004 Roster

No.	Name	Pos.	Ht.	Yr.	Hometown/Previous School
3	Betsy McManus	G	5-6	So.	Pearl River, N.Y./Pearl River
10	Stacie Witman	G/F	5-11	Jr.	Plymouth Meeting, Pa./Plymouth Whitemarsh
13	Sarita Hatcher	G	5-8	Fr.	New York, N.Y./Mt. St. Ursula
14	Liad Suez	F	6-1	So.	Eren Yeauda, Israel/Ostrovsky
21	Jana Rediger	C	6-3	Jr.	Sellersville, Pa./Pennridge
23	Courtney Mix	F	5-10	Sr.	Perrysburg, Ohio/Toledo Central Catholic
25	Jennifer Hilgenberg	G	5-10	Jr.	Readington, N.J./Immaculata
30	Courtney Roantree	F	5-11	So.	Philadelphia, Pa./St. Hubert
31	Kate Dessart Mager	F	6-0	So.	Media, Pa./Cardinal O'Hara
33	Jenna Viani	G/F	5-11	So.	Poughkeepsie, N.Y./Our Lady of Lourdes
35	Jackie Adamshick	F	6-0	R-Fr.	Allentown, Pa./Allentown Central Catholic
40	Jeanine Johnson	F	6-1	Sr.	Lima, Ohio/Lima
42	Kelly Nash	G/F	5-10	Sr.	Fairfield, Conn./Fairfield
44	Katia Levitsky	F/C	6-3	Fr.	Herzelia, Israel/Tichon Hadash

2002-2003 Results
(28-6, 12-4 BIG EAST)

Nov. 22	at St. Joseph's	W	59-44
26	Howard	W	82-57
29	vs. Ohio State1	W	58-51
30	at Colorado1	W	59-54
Dec. 4	vs. Pennsylvania	W	65-54
7	LaSalle	W	72-57
11	at Massachusetts	L	50-55
21	Temple	W	66-54
29	Brown2	W	70-50
30	Fairfield2	W	88-42
Jan. 4	St. John's	W	77-53
7	Virginia Tech	W	62-60
11	at West Virginia	W	53-43
15	at Rutgers	L	57-58
18	Seton Hall	W	58-52
23	Penn State (OT)	W	73-66
25	Notre Dame	L	56-58
29	at Connecticut	L	38-58
Feb. 1	at Miami	W	61-55
5	Boston College	W	75-61
8	at Syracuse	W	71-44
11	at Pittsburgh	W	63-47
19	Georgetown	W	51-37
22	at Virginia Tech	W	71-61
26	at Boston College	W	65-62
Mar. 1	Rutgers	L	49-50
4	Providence	W	83-48
9	vs. Notre Dame3	W	50-39
10	vs. Miami3	W	65-59
11	vs. Connecticut3	W	52-48
23	vs. St. Francis4	W	51-36
25	vs. G. Washington	W	70-57
29	vs. Colorado	W	53-51
31	at Tennessee	L	49-73

1 - Colorado Tournament in Boulder, Colo.
2 - PNC Wildcat Classic in Villanova, Pa.
3 - BIG EAST Tournament in Piscataway, N.J.
4 - NCAA 1st & 2nd Rd. in Norman, Okla.
5 - NCAA Regional in Knoxville, Tenn.

2003-2004 Schedule

Nov. 15	vs. LSU1	7 p.m.
16	vs. Oregon/Valparaiso1	TBA
21	at Howard	7 p.m.
23	Fairfield	2 p.m.
28	vs. Elon2	8 p.m.
29	vs. New Mexico/Youngstown St.2	TBA
Dec. 4	Pennsylvania	7:30 p.m.
6	at LaSalle	1 p.m.
9	St. Joseph's	7:30 p.m.
19	at Temple	8 p.m.
30	Columbia	7:30 p.m.
Jan. 2	at Boston College	7 p.m.
7	Miami	7:30 p.m.
9	Rutgers	7:30 p.m.
14	at Virginia Tech	7 p.m.
17	Seton Hall	2 p.m.
24	at Notre Dame	Noon
27	Syracuse	7:30 p.m.
31	at Georgetown	1 p.m.
Feb. 4	at St. John's	7 p.m.
8	Pittsburgh	2 p.m.
11	at Providence	7:30 p.m.
17	West Virginia	7:30 p.m.
21	St. John's	2 p.m.
25	at Seton Hall	7 p.m.
28	Connecticut	7:30 p.m.
Mar. 2	at Pittsburgh	7 p.m.
6-9	BIG EAST Tourn. in Hartford, Conn.	

1 - Women's Sport Foundation Tournament in Eugene, Ore.
2 - New Mexico Tournament in Albuquerque, N.M.

GEORGETOWN



Patrick Knapp
Head Coach



Jan. 17, 2004
3 p.m.
McDonough Arena
Washington, D.C.



Rebekkah Brunson

Quick Facts

Location: Washington, D.C.
Founded: 1789
Enrollment: 12,191
Conference: BIG EAST
Nickname: Hoyas
Colors: Blue & Gray
Arena: McDonough Arena (2,400)
President: Dr. John J. DeGioia
Athletics Director: Joe Lang
2002-03 Record: 15-14
2002-03 Conf. Record/Finish: 6-10/9th
2002-03 Postseason: WNIT 1st Rd.
Record vs. Virginia Tech: 1-2

SID: William Shapland
WBB Contact: Kevin Rieder
SID Office Phone: (202) 687-2492
E-Mail: kcr2@georgetown.edu
Address: McDonough Arena
Box 571124
Washington, D.C. 20057
Fax: (202) 687-2491
Press Row: (202) 687-6333
Web Site: www.guhoyas.com
Head Coach: Patrick Knapp
(Widener, '75)
Record at GU (years): 235-249 (17)
Career Record: 280-288 (20)
Assistants: Bob Clark (Towson '84),
Natasha Barnes-Adair (South Florida '94),
Jennifer Wasson (Mobile '94)

2003-2004 Roster

No.	Name	Pos.	Ht.	Yr.	Hometown/Previous School
3	Kate Carlin	G	5-11	Fr.	Ambler, Pa./Mount St. Joseph's
4	Tenisha Davidson	F	6-0	Fr.	Silver Spring, Md./Good Counsel
5	Mary Lisicky	G	5-9	Jr.	Whitehall, Pa./Whitehall
10	Narumol Berggren	G	5-5	Sr.	Stockholm, Sweden/Seminole CC
12	Leslie Tyburski	G	5-10	So.	Hammond, Ind./Gavit
22	Sarah Jenkins	G	5-7	Sr.	Bowie, Md./Riverdale Baptist
24	Bethany LeSueur	G	5-11	Jr.	Garden City, N.Y./Virginia
25	Carmen Bruce	G/F	5-10	So.	Pittsburgh, Pa./Schenley
32	Rebekkah Brunson	F	6-3	Sr.	Oxon Hill, Md./Oxon Hill
33	Amber Dorsey	F	6-2	Fr.	Hampton, Va./Bethel
44	Varda Tamoulianis	F	6-3	Sr.	Moscow, Russia/ Acad. of Labour and Social Relations

2002-2003 Results
(15-14, 6-10 BIG EAST)

Nov. 22	Colgate	W	72-55
26	George Mason (OT)	W	76-73
30	vs. Northeastern1	W	79-66
Dec. 1	vs. Hofstra1	W	72-69
4	New Hampshire	W	90-60
7	at Indiana	L	65-72
21	at Loyola	W	74-57
30	Niagara	W	77-65
Jan. 2	George Washington	W	70-65
4	Miami	L	57-60
8	Providence	W	79-67
13	Columbia	W	70-49
18	at Connecticut	L	49-72
22	Boston College	L	60-72
26	at Virginia	L	57-69
29	Pittsburgh	L	72-91
Feb. 1	at Seton Hall	W	56-53
5	at Notre Dame	L	49-74
8	West Virginia	W	78-58
12	at Virginia Tech	L	46-78
15	Syracuse	W	70-66
19	at Villanova	L	37-51
22	Rutgers	L	52-93
26	Connecticut	L	57-97
Mar. 1	at St. John's	W	67-52
4	at Miami	L	71-73
8	vs. Seton Hall2	L	55-56
20	at Richmond3	L	65-79

1 - Fairfield Tourn. in Bridgeport, Conn.
2 - BIG EAST Tourn. in Piscataway, N.J.
3 - WNIT First Round

2003-2004 Schedule

Nov. 21	at George Washington	7 p.m.
23	at Lafayette	1 p.m.
26	at George Mason	7 p.m.
29	at New Hampshire	1 p.m.
Dec. 4	Richmond	8 p.m.
7	Indiana	3 p.m.
20	Loyola	1 p.m.
22	St. Francis	1 p.m.
28	vs. San Diego1	11 p.m.
30	vs. Texas Tech/Maryland1	9/11
Jan. 3	Seton Hall	4 p.m.
7	Notre Dame	7 p.m.
10	at Connecticut	Noon
14	at Miami	7 p.m.
17	Virginia Tech	3 p.m.
21	St. John's	8 p.m.
25	at Rutgers	Noon
28	at West Virginia	7 p.m.
31	Villanova	1 p.m.
Feb. 4	at Notre Dame	7 p.m.
8	Virginia	3 p.m.
11	Boston College	7 p.m.
14	at Pittsburgh	2 p.m.
21	Rutgers	3 p.m.
25	Syracuse	8 p.m.
28	at Providence	2 p.m.
Mar. 2	at Boston College	7 p.m.
6-9	BIG EAST Tourn. in Hartford, Conn.	

1 - Sun-N-Slam Tourn. in San Diego, Calif.

PITTSBURGH



Agnus Bernato
Head Coach

Jan. 21, 2004 • 7 p.m.
Petersen Events Center
Pittsburgh, Pa.
Feb. 28, 2004 • 2:30 p.m.
Cassell Coliseum
Blacksburg, Va.



Amy Kunich

Panthers' Quick Facts

Location: Pittsburgh, Pa.
Founded: 1787
Enrollment: 34,003
Conference: BIG EAST
Nickname: Panthers
Colors: Blue & Gold
Arena: Petersen Events Center (12,508)
Chancellor: Dr. Mark A. Nordenberg
Athletics Director: Jeff Long
2002-03 Record: 12-16
2002-03 Conf. Record/Finish: 4-12/12th
2002-03 Postseason: None
Record vs. Virginia Tech: 2-3

SID: E.J. Borghetti
WBB Contact: Burt Lauten
SID Office Phone: (412) 648-8244
E-Mail: blauten@athletics.pitt.edu
Address: P.O. Box 7436
Pittsburgh, PA 15213
Fax: (412) 648-8248
Press Row: (412) 648-2318
Web Site: www.pittsburghpanthers.com
Head Coach: Agnus Berenato (Mount St. Mary's, '80)
Record at Pittsburgh (years): First Year
Career Record: 283-264 (19)
Assistants: Marynell Meadors (Middle Tennessee State '65), Jeff Williams (Howard '87), Shea Ralph (Connecticut '01)

2003-2004 Roster

No.	Name	Pos.	Ht.	Yr.	Hometown/Previous School
3	Jennifer Brown	F	6-3	Fr.	Brooklyn, N.Y./Martin Luther King
10	Brooke Hughes	G	5-8	Fr.	Wheelersburg, Ohio/South Webster
22	Amy Kunich	G	5-6	Jr.	Monroeville, Pa./Oakland Catholic
23	Jessica Allen	G	5-8	So.	Salem, Conn./New London
24	Stacy Moore	G	5-7	Sr.	Richmond, Va./Cincinnati State CC
25	Shavon Earp	G	5-9	So.	Hampton, Va./Hampton
30	Katie Histed	G	5-10	So.	Waverly, N.Y./Waverly
35	Bridget Larkin	C	6-4	So.	East Bridgewater, Mass./East Bridgewater
42	Aieshya Dixon	F	5-11	Fr.	Youngstown, Ohio/Cardinal Mooney
44	Danielle Taylor	F	6-0	Fr.	Cleveland, Ohio/Villa Angela-St. Joseph
45	Latoya Kincaid	F	6-1	Sr.	West Helena, Ark./Pensacola JC
52	Cheron Taylor	F	5-11	So.	Detroit, Mich./Martin Luther King
54	Sheila Stufflet	F	6-2	Sr.	Sinking Spring, Pa./Wilson Senior
55	Allisha Morris	C	6-3	Jr.	Hampton, Va./Hampton

2002-2003 Results

(12-16, 4-12 BIG EAST)

Nov. 22	Robert Morris	W	90-51
25	Furman	W	75-45
27	at St. Francis	W	70-61
Dec. 3	at Duquesne	L	60-62
6	vs. UNC Wilmington	L	59-79
7	vs. Florida Atlantic	W	101-87
14	Penn State (OT)	W	92-88
17	Eastern Kentucky	W	78-68
21	at Xavier	L	65-82
29	Norfolk State	W	104-78
31	Howard	W	94-75
Jan. 4	at Seton Hall	L	53-54
11	Providence	L	77-80
15	at Virginia Tech	L	53-61
18	vs. St. John's	W	75-51
22	Miami	L	76-79
25	Connecticut	L	55-76
29	at Georgetown	W	91-72
Feb. 1	St. John's	L	66-69
8	at Providence	L	54-57
11	Villanova	L	47-63
16	at Rutgers	L	53-67
19	West Virginia	W	67-61
22	Boston College	L	52-78
26	at Notre Dame	L	69-77
Mar. 1	at Syracuse	L	61-71
4	Seton Hall	W	57-54
8	Notre Dame	L	65-73

1 - Florida Atlantic Tourn. in Boca Raton, Fla.
2 - at South Orange, N.J.
3 - BIG EAST Tourn. in Piscataway, N.J.

2003-2004 Schedule

Nov. 25	Coppin State	7 p.m.
29	Central Conn. St.	4:30 p.m.
Dec. 3	Duquesne	7 p.m.
6	Hartford	6:15 p.m.
14	at Penn State	2 p.m.
17	at Norfolk State	7 p.m.
19	at Robert Morris	7:30 p.m.
21	Clemson	1 p.m.
28	Xavier	2 p.m.
31	Fordham	Noon
Jan. 3	at West Virginia	4 p.m.
7	Syracuse	7 p.m.
10	Providence	2 p.m.
14	at Seton Hall	7 p.m.
17	at Miami	7 p.m.
21	Virginia Tech	7 p.m.
24	at St. John's	2 p.m.
31	West Virginia	2 p.m.
Feb. 5	at Boston College	7 p.m.
8	at Villanova	2 p.m.
11	Rutgers	7 p.m.
14	Georgetown	2 p.m.
17	at Connecticut	7 p.m.
21	Notre Dame	2 p.m.
28	at Virginia Tech	2:30 p.m.
Mar. 2	Villanova	7 p.m.
6-9	BIG EAST Tournament	in Hartford, Conn.

1 - Hartford Civic Center in Hartford, Conn.

BOSTON COLLEGE



Cathy Inglese
Head Coach

Jan. 24, 2004
2 p.m.
Cassell Coliseum
Blacksburg, Va.



Amber Jacobs

Quick Facts

Location: Chestnut Hill, Mass.
Founded: 1863
Enrollment: 14,500
Conference: BIG EAST
Nickname: Eagles
Colors: Maroon and Gold
Arena: Silvio O. Conte Forum (8,606)
President: Rev. William P. Leahy, S.J.
Athletics Director: Gene DeFilippo
2002-03 Record: 22-9
2002-03 Conf. Record/Finish: 12-4/T3rd
2002-03 Postseason: NCAA Sweet 16
Record vs. Virginia Tech: 2-4

SID: Chris Cameron
WBB Contact: Lisa Cascio
SID Office Phone: (617) 552-3004
E-Mail: cascio@bc.edu
Address: 321 Conte Forum
Chestnut Hill, MA 02467
Fax: (617) 552-4903
Press Row: (617) 552-8989
Web Site: www.bceagles.com
Head Coach: Cathy Inglese (Southern Connecticut '80)
Record at BC (years): 171-122 (10)
Career Record: 291-196 (17)
Assistants: Kelly Cole (Northwestern '91), Bill Gould (Bridgewater State '91), Charmin Smith (Stanford '97)

2003-2004 Roster

No.	Name	Pos.	Ht.	Yr.	Hometown/Previous School
00	Jessalyn Deveny	G	5-9	Jr.	Westford, Mass./Westford Academy
2	Brooke Queenan	F	6-2	So.	West Chester, Pa./West Chester
3	Sarah Marshall	G	5-7	Fr.	Falmouth, Maine/Catherine McAuley
4	Kindyll Dorsey	G	5-9	Fr.	Manchester, N.H./The Peddie School
11	Kathrin Ress	F	6-4	Fr.	Salorno, Italy/Mount de Chantal Visitation Acad. (WV)
15	Clare Drosch	G/F	5-11	Jr.	Belle Harbor, N.Y./Christ the King
20	Aja Parham	G/F	6-0	So.	Florham Park, N.J./Hanover
21	Nicole Warren	F	6-1	So.	Mill Valley, Calif./Marin Catholic
23	Amber Jacobs	G	5-8	Sr.	Clarks Summit, Pa./Abington Heights
25	Maureen Leahy	C	6-4	Sr.	Wilbraham, Mass./Minnechaug Reg.
33	Emily Vogts	F	6-3	Fr.	North Newton, Kan./McPherson
55	Lisa Macchia	C	6-4	So.	Levittown, N.Y./Island Trees
	Christine Smith	G	5-6	So.	Los Angeles, Calif./Crossroads School

2002-2003 Results

(22-9, 12-4 BIG EAST)

Nov. 24	Siena	W	66-40
26	at Holy Cross	W	63-45
29	vs. Oregon	W	64-47
30	vs. South Carolina	L	51-54
Dec. 7	Temple	W	69-62
12	at Northeastern	W	86-48
15	Harvard	W	88-49
21	at Purdue	L	54-70
28	vs. SMU	W	67-57
29	at Tulane	L	50-69
Jan. 4	at Providence	W	85-63
8	St. John's	W	73-37
11	Colorado State	W	75-60
15	at Miami	W	79-61
18	Syracuse	L	71-76
22	at Georgetown	W	72-60
25	West Virginia	W	69-61
29	Notre Dame	W	76-48
Feb. 1	at Syracuse	W	82-63
5	at Villanova	L	61-75
8	Connecticut	L	75-83
16	Virginia Tech	W	65-47
19	at Seton Hall	W	68-58
22	at Pittsburgh	W	78-52
26	Villanova	L	62-65
Mar. 1	Miami	W	84-77
4	at Rutgers	W	72-71
9	vs. Virginia Tech	L	70-74
22	at Old Dominion	W	73-72
24	vs. Vanderbilt	W	86-85
30	vs. Connecticut	L	49-70

1 - Paradise Jam in St. Thomas, Virgin Islands
2 - Tulane Inv. in New Orleans, La.
3 - BIG EAST Tourn. in Piscataway, N.J.
4 - NCAA 1st & 2nd Rd. in Norfolk, Va.
5 - NCAA East Region Semi in Dayton, Ohio

2003-2004 Schedule

Nov. 22	Oakland	2 p.m.
25	at Siena	7 p.m.
28	vs. Alabama	7 p.m.
29	vs. Colo. St./Long Beach	St. 1 7/9
Dec. 3	Holy Cross	7 p.m.
6	vs. Liberty	2 3 p.m.
7	vs. Brown/New Hamp	2 1/3
10	at George Washington	5:30 p.m.
21	Sacred Heart	2 p.m.
28	UNC Greensboro	2 p.m.
30	Wisconsin	7 p.m.
Jan. 2	Villanova	7 p.m.
7	at Providence	7:30 p.m.
10	Miami	1:30 p.m.
17	at Connecticut	Noon
21	Seton Hall	7 p.m.
24	at Virginia Tech	2 p.m.
28	Providence	7 p.m.
31	at Notre Dame	Noon
Feb. 5	Pittsburgh	7 p.m.
8	Rutgers	2 p.m.
11	at Georgetown	7 p.m.
14	at West Virginia	3 p.m.
21	Connecticut	2 p.m.
25	at St. John's	7 p.m.
28	at Syracuse	Noon
Mar. 2	Georgetown	7 p.m.
6-9	BIG EAST Tourn. in Hartford, Conn.	

1 - Coors Rocky Mountain Inv. in Fort Collins, Colo.
2 - Brown Classic in Providence, R.I.

CONNECTICUT

Jan. 27, 2004
7 p.m.

Cassell Coliseum
Blacksburg, Va.



Geno Auriemma
Head Coach



Diana Taurasi

Huskies' Quick Facts

Location: Storrs, Conn.
Founded: 1881
Enrollment: 23,419
Conference: BIG EAST
Nickname: Huskies
Colors: Navy Blue & White
Arena: Harry A. Gampel Pavilion (10,167)
President: Dr. Philip E. Austin
Athletics Director: Jeff Hathaway
2002-03 Record: 37-1
2002-03 Conf. Record/Finish: 16-0/1st
2002-03 Postseason: NCAA Champion
Record vs. Virginia Tech: 7-1

SID: Mike Enright
WBB Contact: Randy Press
SID Office Phone: (860) 486-3531
E-Mail: rpress@athletics.ath.uconn.edu
Address: 2095 Hillside Road
Storrs, CN 06269-3078
Fax: (860) 486-5085
Press Row: (860) 486-2896
Web Site: www.UConnHuskies.com
Head Coach: Geno Auriemma (West Chester, '81)
Record at UConn (years): 501-99 (18)
Career Record: Same
Assistants: Chris Dailey (Rutgers '82),
Tonya Cardoza (Virginia '91),
Janelle Elliott (Connecticut '96)

2003-2004 Roster

No.	Name	Pos.	Ht.	Yr.	Hometown/Previous School
2	Ashley Valley	G	5-9	Jr.	Colchester, Vt./Rice Memorial
3	Diana Taurasi	G/F	6-0	Sr.	Chino, Calif./Don Lugo
4	Kiana Robinson	G	5-8	Fr.	Brandon, Fla./Laurinburg Institute
5	Maria Conlon	G	5-9	Sr.	Derby, Conn./Seymour
12	Stacy Marron	G	5-9	Jr.	Albuquerque, N.M./La Cueva
20	Morgan Valley	G	6-0	Sr.	Colchester, Vt./Rice Memorial
21	Nicole Wolff	G	6-0	So.	Walpole, Mass./Walpole
22	Ashley Battle	F	6-0	Jr.	Pittsburgh, Pa./The Linsly School (W.Va.)
23	Wilnett Crockett	C/F	6-2	So.	Harbor City, Calif./Narbonne
31	Jessica Moore	C	6-3	Jr.	Palmer, Ak./Colony
33	Barbara Turner	F/G	6-0	So.	Cleveland, Ohio/East Technical
34	Liz Sherwood	C	6-4	Fr.	Castle Rock, Colo./Highlands Ranch
43	Ann Strother	G	6-2	Fr.	Castle Rock, Colo./Highlands Ranch

2002-2003 Results

(37-1, 16-0 BIG EAST)

Nov. 22	Wright State	W	90-40
24	vs. N.C. State1	W	78-50
29	vs. Denver2	W	85-29
30	at Hawaii2	W	60-53
Dec. 1	vs. Oklahoma2	W	73-60
5	at Holy Cross	W	68-46
8	Southern California	W	68-44
20	Pepperdine	W	109-48
22	St. Joseph's	W	82-48
28	at South Florida	W	72-56
30	at Florida State	W	74-55
Jan. 4	Tennessee (OT)	W	63-62
8	Rutgers	W	67-62
12	Virginia Tech	W	69-57
15	at Seton Hall	W	53-48
18	Georgetown	W	72-49
20	at Notre Dame	W	72-53
25	at Pittsburgh	W	76-55
29	Villanova	W	58-38
Feb. 1	at Duke	W	77-65
4	at St. John's	W	87-46
8	at Boston College	W	83-75
12	Syracuse	W	75-51
16	Seton Hall	W	84-44
19	at Miami	W	81-60
23	Notre Dame	W	77-59
26	at Georgetown	W	97-57
Mar. 1	at Providence	W	70-52
4	West Virginia	W	78-58
9	vs. Seton Hall3	W	70-47
10	vs. Virginia Tech3	W	71-54
11	vs. Villanova3	L	48-52
23	vs. Boston Univ.4	W	91-44
25	vs. TCU4	W	81-66
30	vs. Boston College5	W	70-49
Apr. 1	vs. Purdue5	W	73-64
6	vs. Texas6	W	71-69
8	vs. Tennessee6	W	73-68

1 - Jimmy V Classic in Raleigh, N.C.
2 - Asahi/Rainbow Wahine Classic in Honolulu, Hawaii
3 - BIG EAST Tourn. in Piscataway, N.J.
4 - NCAA 1st & 2nd Rds. in Storrs, Conn.
5 - NCAA EAST Region in Dayton, Ohio
6 - NCAA Final Four in Atlanta, Ga.

2003-2004 Schedule

Nov. 23	W. Michigan (GP)	2 p.m.
25	Florida State (HCC)	7 p.m.
30	Holy Cross (HCC)	2 p.m.
Dec. 2	Siena (GP)	7:30 p.m.
5	at Pepperdine	11 p.m.
7	at Southern California	5 p.m.
18	Arizona State	7 p.m.
21	at St. Joseph's	Noon
29	N.C. State (HCC)	7 p.m.
Jan. 3	Duke (HCC)	2 p.m.
7	at West Virginia	7 p.m.
10	Georgetown (GP)	Noon
13	at Notre Dame	7 p.m.
17	Boston College (HCC)	Noon
19	Rutgers (HCC)	2 p.m.
24	at Seton Hall	TBA
27	at Virginia Tech	7 p.m.
31	St. John's (GP)	Noon
Feb. 5	at Tennessee	7 p.m.
8	Miami (GP)	2 p.m.
11	at Syracuse	7 p.m.
14	at Rutgers	2 p.m.
17	Pittsburgh (HCC)	7 p.m.
21	at Boston College	2 p.m.
25	Providence (GP)	7:30 p.m.
28	at Villanova	7:30 p.m.
Mar. 2	West Virginia (GP)	7:30 p.m.
6-9	BIG EAST Tournament in Hartford, Conn.	

GP - Gampel Pavilion in Storrs, Conn.
HCC - Hartford Civic Center in Hartford, Conn.

SYRACUSE

Jan. 31, 2004
Noon

Manley Field House
Syracuse, N.Y.



Keith Cieplicki
Head Coach



Julie McBride

Orangewomen Quick Facts

Location: Syracuse, N.Y.
Founded: 1870
Enrollment: 11,000
Conference: BIG EAST
Nickname: Orangewomen
Colors: Orange
Arena: Manley Field House (9,500)
Chancellor: Dr. Kenneth A. Shaw
Athletics Director: John Crouthamel
2002-03 Record: 10-18
2002-03 Conf. Record/Finish: 5-11/10th
2002-03 Postseason: None
Record vs. Virginia Tech: 2-3

SID: Sue Cornelius Edson
WBB Contact: Brian Gunning
SID Office Phone: (315) 443-2608
E-Mail: bcgunnin@syr.edu
Address: Manley Field House, Room 102
Syracuse, NY 13244
Fax: (315) 443-2076
Press Row: (315) 443-1024
Web Site: www.suathletics.com
Head Coach: Keith Cieplicki (William & Mary '85)
Record at SU (years): First Year
Career Record: 127-53 (6)
Assistants: Matt Luneau (Johnson State '91), Mandy Ronay (West Virginia '00), Morgan Hall (Vermont '03)

2003-2004 Roster

No.	Name	Pos.	Ht.	Yr.	Hometown/Previous School
1	Krystalyn Ellerbe	G	5-5	Jr.	Clinton, Md./Tallahassee CC
3	Marchele Campbell	G	5-4	So.	Kansas City, Mo./Schlage
5	Sarah Wegrzynowicz	F	6-1	Jr.	San Antonio, Texas/Taft
12	Lauren Kohn	G	5-10	Fr.	Adrian, Mich./Adrian
13	Julie McBride	G	5-4	Sr.	Mechanicville, N.Y./Catholic Central
14	April Jean	G	5-10	Sr.	Sacramento, Calif./Coffeyville CC
22	Rochelle Coleman	G	5-8	Jr.	Burtonsville, Md./Paint Branch
23	Tierra Jackson	F	6-0	So.	Upper Marlboro, Md./Frederick Douglas
25	Tracy Harbut	G	5-11	Fr.	Lexington, Ky./Bryan Station
32	Jill Norton	C	6-2	So.	Marlton, N.J./Bishop Eustace Prep
50	Chineze Nwagbo	F/C	6-0	r-Jr.	Lanham-Seabrook, Md./Duval Senior

2002-2003 Results

(10-18, 5-11 BIG EAST)

Nov. 15	at Siena1	L	66-83
22	at Harvard	L	76-79
26	Vanderbilt	L	65-73
29	at California	L	53-57
Dec. 1	at San Francisco	W	77-56
5	at St. Bonaventure	W	58-48
7	George Washington	L	66-67
18	at Vermont (OT)	W	79-75
21	Binghamton	W	72-51
31	Colorado	L	75-78
Jan. 2	Cornell	W	76-47
4	at Virginia Tech	L	63-73
8	Miami	L	68-85
11	at Rutgers	L	55-75
15	Georgetown (OT)	L	75-82
18	at Boston College	W	76-71
21	Seton Hall	L	44-48
25	at Miami	W	62-59
29	at St. John's	W	75-46
Feb. 1	Boston College	L	63-82
8	Villanova	L	44-71
12	at Connecticut	L	51-75
15	at Georgetown	L	66-70
19	Providence	W	66-58
26	at West Virginia	L	74-77
Mar. 1	Pittsburgh	W	71-61
4	Notre Dame	L	54-62
8	vs. Miami2	L	64-77

1 - WNIT First Round in Loudonville, N.Y.
2 - BIG EAST Tourn. in Piscataway, N.J.

2003-2004 Schedule

Nov. 22	at Binghamton	1 p.m.
25	Massachusetts	7 p.m.
28	vs. Montana1	7 p.m. (HST)
29	vs. Hartford/Hawaii1	TBA
30	TBA1	TBA
Dec. 4	at George Washington	7 p.m.
7	Yale	Noon
20	at Cornell	2 p.m.
30	at Colorado	9 p.m.
Jan. 2	at Vanderbilt	8 p.m.
7	at Pittsburgh	7 p.m.
10	St. John's	7 p.m.
14	Rutgers	7 p.m.
17	at Providence	2 p.m.
21	Notre Dame	7 p.m.
24	West Virginia	Noon
27	at Villanova	7:30 p.m.
31	Virginia Tech	Noon
Feb. 3	at Rutgers	7:30 p.m.
7	at West Virginia	7 p.m.
11	Connecticut	7 p.m.
14	at Seton Hall	2 p.m.
18	Miami	7 p.m.
25	at Georgetown	8 p.m.
28	Boston College	Noon
Mar. 2	at Notre Dame	7 p.m.
6-9	BIG EAST Tournament in Hartford, Conn.	

1 - Rainbow Wahine Classic in Honolulu, Hawaii

SETON HALL



Phyllis Mangina
Head Coach

Feb. 3, 2004 • 7 p.m.
Cassell Coliseum
Blacksburg, Va.
Feb. 18, 2004 • 7 p.m.
Walsh Gym, South Orange, N.J.



Charlene Thomas

Pirates' Quick Facts

Location: South Orange, N.J.
Founded: 1856
Enrollment: 9,600
Conference: BIG EAST
Nickname: Pirates
Colors: Blue & White
Arena: Walsh Gym (2,600)
President: Msgr. Robert Sheeran
Athletics Director: Jeff Fogelson
2002-03 Record: 14-15
2002-03 Conf. Record/Finish: 7-9/8th
2002-03 Postseason: WNIT 1st Rd.
Record vs. Virginia Tech: 0-3

SID: Jeff Andriess
WBB Contact: TBA
SID Office Phone: (973) 761-9493
E-Mail: TBA
Address: 400 South Orange Ave.
South Orange, NJ 07079
Fax: (973) 761-9061
Press Row: (973) 761-9493
Web Site: www.shupirates.com
Head Coach: Phyllis Mangina
(Seton Hall '81)
Record at SHU (years): 259-256 (18)
Career Record: Same
Assistants: Rhonda Singleton (Old Dominion '94), Mary Perry (Georgia Southern '00), Linda Yost (Ohio State '83)

2003-2004 Roster

No.	Name	Pos.	Ht.	Yr.	Hometown/Previous School
1	Cortne Ellis	G	5-9	So.	Oak Park, Mich./Michigan State
2	Melissa Langelier	G	5-8	Sr.	Ste-Rosalie, Quebec/Lucien-Page
3	Asia Carroll	G	5-9	Jr.	Hampton, Va./Bethel
5	Che'la Turner	G/F	5-11	Fr.	Washington, DC/St. John's College
10	Tine Duelund	G/F	6-0	Sr.	Varlose, Denmark/Gladsaxe Gym
11	Monique Blake	F	6-0	Fr.	Union, N.J./Union
13	Amber Harris	F	6-1	Fr.	Washington, Pa./Washington
14	Heta Korpivaara	F	6-2	Fr.	Espoo, Finland/Etela-Tapiola
21	Keri Shutz	G	5-7	So.	Edison, N.J./Edison
22	Ayanna Phillip	F	6-2	Jr.	Staten Island, N.Y./St. Peter's
23	Monica Johnson	G	5-3	So.	Wildwood, N.J./Wildwood
33	Ashley Bush	F/G	5-10	Jr.	Frederick, Md./Frederick
34	Julie Costello	F	6-2	So.	Grand Ledge, Mich./Grand Ledge
40	LaNedra Brown	F/C	6-2	Sr.	Rochester, N.Y./Spencerport
43	Charlene Thomas	F/C	6-2	Sr.	Chester, Pa./Chester

2002-2003 Results

(14-15, 7-9 BIG EAST)

Nov. 22	Fairleigh Dickinson1	W	69-56
23	Coppin State1	W	77-49
26	at Temple	W	57-61
29	at San Francisco	L	44-62
Dec. 1	at California	W	66-56
7	Fairfield2	W	85-50
14	at Michigan	L	41-59
21	N.C. State	L	61-71
29	at George Mason	W	64-50
4	Pittsburgh	W	59-54
6	Monmouth	W	77-47
11	at St. John's	W	66-41
15	Connecticut	L	48-53
18	at Villanova	L	52-58
21	at Syracuse	W	48-44
25	Providence	W	64-54
29	at West Virginia	W	54-50
Feb. 1	Georgetown	L	53-56
4	Virginia Tech	L	46-55
9	Rutgers	L	45-60
13	at Providence	W	54-42
16	at Connecticut	L	44-84
19	Boston College	L	58-68
26	Miami (OT)	W	78-71
Mar. 1	at Notre Dame	L	60-62
4	at Pittsburgh	L	54-57
8	vs. Georgetown3	W	58-55
9	vs. Connecticut3	L	47-70
20	at Siena4	L	58-66

- 1 - Seton Hall Classic in South Orange, N.J.
- 2 - Metro Challenge in South Orange, N.J.
- 3 - BIG EAST Tourn. in Piscataway, N.J.
- 4 - WNIT First Round in Loudonville, N.Y.

2003-2004 Schedule

Nov. 21	Rider1	6 p.m.
22	Dartmouth/Charlotte1	1/3 p.m.
28	vs. Southern California2	4 p.m.
29	vs. Minnesota/Texas A&M2	TBA
Dec. 6	vs. Fordham3	4 p.m.
8	at Fairfield	7:30 p.m.
11	Iona	7 p.m.
13	Michigan	2 p.m.
20	vs. Northeastern4	1 p.m.
21	Navy/E. Illinois4	1/3 p.m.
30	South Carolina	2 p.m.
Jan. 3	at Georgetown	4 p.m.
10	West Virginia	2 p.m.
14	Pittsburgh	7 p.m.
17	at Villanova	2 p.m.
21	at Boston College	7 p.m.
24	Connecticut	3 p.m.
28	St. John's	7 p.m.
31	at Providence	2 p.m.
Feb. 3	at Virginia Tech	7 p.m.
8	Notre Dame	2 p.m.
14	Syracuse	2 p.m.
18	Virginia Tech	7 p.m.
21	at Miami	4 p.m.
25	Villanova	7 p.m.
29	vs. St. John's5	2:30 p.m.
Mar. 2	at Rutgers	7:30 p.m.
6-9	BIG EAST Tournament	in Hartford, Conn.

- 1 - Seton Hall Classic in South Orange, N.J.
- 2 - Junkanoo Jam in Grand Bahama Island
- 3 - Metro Challenge in Jamaica, N.Y.
- 4 - Navy Invitational in Annapolis, Md.
- 5 - at Madison Square Garden in New York, N.Y.

WEST VIRGINIA



Mike Carey
Head Coach

Feb. 10, 2004
7 p.m.
WVU Coliseum
Morgantown, W.Va.



Kate Bulger

Mountaineers' Quick Facts

Location: Morgantown, W.Va.
Founded: 1867
Enrollment: 24,500
Conference: BIG EAST
Nickname: Mountaineers
Colors: Old Gold & Blue
Arena: WVU Coliseum (14,000)
President: Dr. David C. Hardesty, Jr.
Athletics Director: Ed Pastilong
2002-03 Record: 15-13
2002-03 Conf. Record/Finish: 4-12/11th
2002-03 Postseason: None
Record vs. Virginia Tech: 4-10

SID: Shelly Poe
WBB Contact: Phil Caskey
SID Office Phone: (304) 293-2821
E-Mail: phil.caskey@mail.wvu.edu
Address: 107 Coliseum
Morgantown, WV 26505
Fax: (304) 293-4105
Press Row: (304) 293-2821
Web Site: www.msnsporsnet.com
Head Coach: Mike Carey
(Salem, '80)
Record at WVU (years): 29-27 (2)
Career Record: 317-129 (15)
Assistants: Cindy Martin (Florida '99), Sharrona Reaves (Alabama '95), Chester Nichols (Greenville College '97)

2003-2004 Roster

No.	Name	Pos.	Ht.	Yr.	Hometown/Previous School
1	Tehana Geist	G	5-7	So.	Ashland, Pa./North Schuylkill
4	Meg Bulger	G	6-0	Fr.	Pittsburgh, Pa./Oakland Catholic
5	Michelle Carter	F	6-2	Sr.	Little Rock, Ark./Westark CC
10	Kate Glusko	G	5-10	Fr.	State College, Pa./State College
11	Ashley Dunn	G	5-5	So.	Mineral Wells, W.Va./Parkersburg South
12	Yolanda Paige	G	5-6	Jr.	Virginia Beach, Va./Bayside
14	Sherell Sowho	G	5-8	Sr.	Bristol, Va./Virginia
21	Lattitia Williams	F	6-1	Jr.	Monessen, Pa./Monessen
23	Lisa Costello	G	5-6	Fr.	Weirton, W.Va./Weir
32	Ramika McGee	F/C	6-2	Jr.	Chattanooga, Tenn./Okaloosa-Walton CC
33	Yelena Leuchanka	C	6-5	Jr.	Gomel, Belarus/Wabash Valley JC
34	Janell Dunlap	G	5-10	Sr.	Memphis, Tenn./Wabash Valley JC
42	Kate Bulger	G	5-11	Sr.	Pittsburgh, Pa./Oakland Catholic

2002-2003 Results

(15-13, 4-12 BIG EAST)

Nov. 22	at Mount St. Mary's	W	76-63
25	at Bucknell	W	77-72
29	Akron1	W	77-26
30	Coppin State1	W	82-53
Dec. 4	Delaware State	W	69-38
7	at Robert Morris	W	114-45
15	at Ohio	W	81-47
18	Wright State	W	71-53
21	Duquesne	W	79-53
29	at Missouri-Kansas City	W	55-43
Jan. 8	Notre Dame	L	59-66
11	Villanova	L	43-53
15	at Providence	L	61-75
18	Virginia Tech	L	48-55
22	vs. Marshall2	W	67-63
25	at Boston College	L	61-69
29	Seton Hall	L	50-54
Feb. 1	at Notre Dame	L	64-69
5	Providence	W	61-54
8	at Georgetown	L	58-78
12	at Rutgers	L	50-65
15	Miami	W	100-84
19	at Pittsburgh	L	61-67
22	St. John's	W	68-59
26	Syracuse	W	77-74
Mar. 1	Virginia Tech	L	64-76
4	at Connecticut	L	58-78
8	vs. Virginia Tech3	L	60-66

- 1 - RazeWV.com Hoops Bash in Morgantown, W.Va.
- 2 - Toyota Capital Classic in Charleston, W.Va.
- 3 - BIG EAST Tournament in Piscataway, N.J.

2003-2004 Schedule

Nov. 21	Bucknell	7 p.m.
23	East Carolina	2 p.m.
27	vs. S.W. Missouri Str.1	5:45 p.m.
28	vs. Georgia Tech1	3:30 p.m.
29	vs. James Madison1	3:30 p.m.
Dec. 4	at Wright State	7 p.m.
6	Robert Morris	4 p.m.
14	at Delaware State	1 p.m.
16	at Northwestern	1 p.m.
20	at Duquesne	6:35 p.m.
30	Missouri-Kansas City	5:30 p.m.
Jan. 3	Pittsburgh	4 p.m.
7	Connecticut	7 p.m.
10	at Seton Hall	2 p.m.
13	at St. John's	7 p.m.
17	Notre Dame	4 p.m.
20/21	vs. Marshall2	5:30 p.m.
24	at Syracuse	Noon
28	Georgetown	7 p.m.
31	at Pittsburgh	2 p.m.
Feb. 4	at Providence	7:30 p.m.
7	Syracuse	7 p.m.
10	Virginia Tech	7 p.m.
14	Boston College	3 p.m.
17	at Villanova	7:30 p.m.
24	Rutgers	7 p.m.
28	at Miami	7 p.m.
Mar. 2	at Connecticut	7:30 p.m.
6-9	BIG EAST Tournament	in Hartford, Conn.

- 1 - Paradise Jam in St. Thomas, Virgin Islands
- 2 - Toyota Capital Classic in Charleston, W.Va.

MIAMI

Feb. 14, 2004
2 p.m.

Cassell Coliseum
Blacksburg, Va.



Ferne Labati
Head Coach



Tamara James

Hurricanes' Quick Facts

Location: Coral Gables, Fla.
Founded: 1926
Enrollment: 14,978
Conference: BIG EAST
Nickname: Hurricanes
Colors: Orange, Green & White
Arena: Convocation Center (7,000)
President: Dr. Donna E. Shalala
Athletics Director: Paul Dee
2002-03 Record: 18-13
2002-03 Conf. Record/Finish: 8-8/7th
2002-03 Postseason: NCAA 1st. Rd.
Record vs. Virginia Tech: 2-2

SID: Mark Pray
WBB Contact: Kierstan Coleman
SID Office Phone: (305) 284-3236
E-Mail: kcoleman@miami.edu
Address: 5821 San Amaro Drive
Coral Gables, FL 33146
Fax: (305) 284-2807
Press Row: (305) TBA
Web Site: www.hurricanesports.com
Head Coach: Ferne Labati
(East Stroudsburg '67)
Record at Miami (years): 268-172 (15)
Career Record: 404-294 (24)
Assistants: Robin Harmony (Miami '84), Meghan Burke (St. John's '96), Jackie Moore (Armstrong State '91)

2003-2004 Roster

No.	Name	Pos.	Ht.	Yr.	Hometown/Previous School
00	Amy Audibert	C	6-3	Fr.	Niagara Falls, Ontario/A.N. Myer
1	Tatiana Marincic	G/F	6-2	So.	Mississauga, Ontario/T.L. Kennedy
2	Tamara James	G/F	5-9	So.	Dania, Fla./South Broward
3	Melissa Knight	F	5-11	Jr.	Philadelphia, Pa./William Penn Charter
5	Imani Dhababu	F/C	6-1	Jr.	Vallejo, Calif./Salesian
10	Yalonda McCormick	G	5-8	Fr.	Miami, Fla./Monsignor Pace
15	Vera Arsova	F	6-1	Sr.	Stip, Macedonia/Slavco Stajmenski
21	Sandra Jansson	G	5-6	Fr.	Soldertalje, Sweden/Vastergardsgymnasiet
22	Fallon Phanord	G	5-8	Jr.	Aventura, Fla./Dr. Michael M. Krop
23	Shaquana Wilkins	F	6-2	Sr.	Orlando, Fla./Winter Park
30	Hutashi Wilson	G	5-9	Sr.	Toronto, Canada/Michael Power
40	Katie Hayek	G	5-9	So.	Lancaster, Pa./Lancaster Catholic
53	Chanivya Broussard	F	6-0	Sr.	Miami, Fla./Miami Northwestern

2002-2003 Results

(18-13, 8-8 BIG EAST)

Nov. 22	South Florida	W	60-49
25	Morris Brown	W	111-44
29	vs. Quinnipiac1	W	87-56
30	at Wisc.-Green Bay1	L	72-83
Dec. 3	at Florida	L	67-76
14	at Fla. International	L	70-81
16	Florida Atlantic	W	86-61
19	Texas A&M	W	84-58
21	Eastern Michigan	W	85-66
28	William & Mary2	W	85-57
29	Maryland2	W	97-66
Jan. 4	at Georgetown	W	60-57
8	at Syracuse	W	85-68
11	at Notre Dame	W	80-70
15	Boston College	L	61-79
22	at Pittsburgh	W	79-76
25	Syracuse	L	59-62
28	Virginia Tech (OT)	W	67-66
Feb. 1	Villanova	L	55-61
4	at Rutgers	L	56-65
8	St. John's	W	69-54
15	at West Virginia	L	84-100
19	Connecticut	L	60-81
22	Providence	W	77-64
26	at Seton Hall (OT)	L	71-78
Mar. 1	Boston College	L	77-84
4	Georgetown	W	73-71
8	vs. Syracuse2	W	77-64
9	at Rutgers2	W	77-74
10	vs. Villanova2	L	59-65
22	at New Mexico3	L	85-91

1 - Wisc.-Green Bay Tourn. in Green Bay, Wisc.
2 - BIG EAST Tourn. in Piscataway, N.J.
3 - NCAA First Round in Albuquerque, N.M.

2003-2004 Schedule

Nov. 22	at Morehead State1	3 p.m.
23	vs. Eastern Kentucky1	1 p.m.
25	at South Florida	7 p.m.
28	vs. Weber State2	8 p.m.
29	TBA2	8/10 p.m.
Dec. 2	Florida International	5 p.m.
12	Florida	7 p.m.
16	Dartmouth	7 p.m.
21	Richmond	2 p.m.
28	Toledo3	7 p.m.
29	Rhode Island/Vanderbilt3	5/7 p.m.
Jan. 3	at St. John's	2 p.m.
7	at Villanova	7:30 p.m.
10	at Boston College	1:30 p.m.
14	Georgetown	7 p.m.
17	Pittsburgh	7 p.m.
20	at Providence	7:30 p.m.
28	Notre Dame	7 p.m.
31	Rutgers	4 p.m.
Feb. 8	at Connecticut	2 p.m.
10	St. John's	7 p.m.
14	at Virginia Tech	2 p.m.
18	at Syracuse	7 p.m.
21	Seton Hall	4 p.m.
25	at Notre Dame	7 p.m.
28	West Virginia	7 p.m.
Mar. 2	Providence	7 p.m.
6-9	BIG EAST Tournament in Hartford, Conn.	

1 - Morehead State Tourism Commission Tip-Off Classic in Morehead, Ky.
2 - St. Mary's (Calif.) Tourn. in Moraga, Calif.
3 - Gatorade Holiday Classic in Coral Gables, Fla.


ST. JOHN'S

March 2, 2004
7 p.m.

Cassell Coliseum
Blacksburg, Va.



Kim Barnes Arico
Head Coach



Shemika Stevens

Red Storm's Quick Facts

Location: Jamaica, N.Y.
Founded: 1870
Enrollment: 18,300
Conference: BIG EAST
Nickname: Red Storm
Colors: Red & White
Arena: Alumni Hall (6,008)
President: Rev. Donald J. Harrington
Athletics Director: David Wegrzyn
2002-03 Record: 8-19
2002-03 Conf. Record/Finish: 2-14/14th
2002-03 Postseason: None
Record vs. Virginia Tech: 2-3

SID: Dominic Scianna
WBB Contact: Liz Papetti
SID Office Phone: (718) 990-1522
E-Mail: papettie@stjohns.edu
Address: Utopia Parkway
Jamaica, NY 11439
Fax: (718) 969-8468
Press Row: (718) 990-5713
Web Site: www.redstormsports.com
Head Coach: Kim Barnes Arico (Montclair State '93)
Record at SJU (years): 8-19 (1)
Career Record: 102-91 (7)
Assistants: Joe Pellicane (Dowling '70), Daynia LaForce-Mann (Georgetown '95), Shannon Farley (Adelphi '01)

2003-2004 Roster

No.	Name	Pos.	Ht.	Yr.	Hometown/Previous School
1	Secrett Stubblefield	G	5-6	Jr.	Fairfax, Va./Okaloosa-Walton CC
3	Angie Clark	F	6-1	Fr.	Copiague, N.Y./Copiague
4	Kim Mac Millian	G	5-7	Sr.	Toms River, N.J./Long Island Univ.
5	Mercedes Dukes	G	5-9	So.	Bronx, N.Y./Monsignor Scanlon
10	Shemika Stevens	G	5-7	Sr.	New York, N.Y./A. Philip Randolph
13	Sherril Brown	G	5-9	Sr.	Willingboro, N.J./Willingboro
15	Kati Kurtosi	C	6-4	Sr.	Miskolc, Hungary/Colby CC
21	Dana Petersen	G	5-9	So.	Staten Island, N.Y./St. Peter's
23	Crystal Andrews	F	5-10	Sr.	West Bloomfield, Mich./Tenn. Tech
25	Nora Gyurys	F/G	5-11	Sr.	Pecs, Hungary/Babits Mihaly
45	Reka Szavuly	G	5-7	Sr.	Miskolc, Hungary/Colby CC
33	Danielle Chambers	F	6-0	So.	Brooklyn, N.Y./George Mason

2002-2003 Results

(8-19, 2-14 BIG EAST)

Nov. 22	Buffalo	L	56-63
24	Marist	W	68-50
29	vs. Pepperdine1	L	60-89
30	vs. UT-Arlington1 (OT)	W	75-71
Dec. 2	at Stony Brook	W	68-57
4	at Delaware	L	47-63
7	vs. Fordham2	L	49-53
10	Fairleigh Dickinson	W	70-50
15	at St. Peter's	W	68-48
30	at Georgia Tech3	L	53-61
31	vs. Florida Atlantic3	W	77-68
Jan. 4	at Villanova	L	53-77
8	at Boston College	L	37-73
11	Seton Hall	L	41-66
14	Notre Dame	L	42-71
18	vs. Pittsburgh4	L	51-75
22	at Providence	W	67-62
25	at Rutgers (2 OT)	L	64-70
29	Syracuse	L	46-75
Feb. 1	at Pittsburgh	W	69-66
4	Connecticut	L	46-87
8	at Miami	L	54-69
12	at Notre Dame	L	48-76
19	Rutgers	L	38-69
22	at West Virginia	L	59-68
Mar. 1	Georgetown	L	52-67
4	Virginia Tech	L	53-69

1 - Pepperdine Thanksgiving Classic in Malibu, Calif.
2 - Metro Challenge in South Orange, N.J.
3 - Georgia Tech Christmas Classic in Atlanta, Ga.
4 - at South Orange, N.J.

2003-2004 Schedule

Nov. 21	at Holy Cross	7 p.m.
25	Binghamton	7 p.m.
28	vs. Howard1	5:30 p.m.
29	vs. Rhode Is./William & Mary1	TBA
Dec. 6	Fairfield	2 p.m.
8	Delaware	7 p.m.
10	at Buffalo	7 p.m.
14	St. Peter's	2 p.m.
20	vs. Ohio State2	2 p.m.
21	vs. Dayton/Penn2	12/2 p.m.
Jan. 3	Miami	2 p.m.
8	Cornell	7 p.m.
10	at Syracuse	7 p.m.
13	West Virginia	7 p.m.
17	at Rutgers	2 p.m.
21	at Georgetown	8 p.m.
24	Pittsburgh	2 p.m.
28	at Seton Hall	7 p.m.
31	at Connecticut	Noon
Feb. 4	Villanova	7 p.m.
8	Providence	2 p.m.
10	at Miami	7 p.m.
17	Notre Dame	7 p.m.
21	at Villanova	2 p.m.
25	Boston College	7 p.m.
29	Seton Hall3	2:30 p.m.
Mar. 2	at Virginia Tech	7 p.m.
6-9	BIG EAST Tournament in Hartford, Conn.	

1 - Rhode Island Thanksgiving Tournament in Kingston, R.I.
2 - Ohio State Tourn. in Columbus, Ohio
3 - Madison Square Garden

THE HOKIES' TRAVEL PLANS

Virginia

Depart Sat., Nov. 22 for Charlottesville, Va. by bus. Return following game by bus.

Best Western - Cavalier Inn

105 N. Emmet Street, Charlottesville, VA 22903
(804) 296-8111

Virgin Islands Paradise Jam

Depart Tue., Nov. 25 from Roanoke Regional Airport for St. Thomas, V.I. Return Sun., Nov. 30 by plane.

Renaissance Grand Beach Resort

P.O. Box 8267, St. Thomas, Virgin Islands
(800) 468-3571

Alabama

Depart Sat., Dec. 6 from Roanoke Regional Airport for Tuscaloosa, Ala.. Return Mon., Dec. 8 by plane.

Four Points

320 Paul Bryant Drive, Tuscaloosa, AL 35045
(205) 752-3200

James Madison

Depart Sat., Dec. 20 for Harrisonburg, Va., by bus. Return following game by bus.

Harrisonburg Four Points Sheraton

1400 E. Market Street, Harrisonburg, VA 22801
(540) 433-2521

Rutgers/Notre Dame

Depart Tues., Jan. 7 from Roanoke Regional Airport for Piscataway, N.J.

Embassy Suites

121 Centennial Avenue, Piscataway, NJ 08854
(732) 980-0500

Depart Thurs., Dec. 8 from Newark Airport for South Bend, Ind. Return by plane on Sun., Jan. 11

South Bend Marriott

123 N. St. Joseph Street, South Bend, IN 46601
(219) 234-2000

Georgetown

Depart Fri., Jan. 16 for Washington, D.C. by bus. Return Sat., Jan. 17 following game by bus.

Key Bridge Marriott

1401 Lee Highway, Arlington, VA 22209
(703) 524-6400

Pittsburgh

Depart Tue., Jan. 20 from Roanoke Regional Airport by charter flight for Pittsburgh, Pa. Return Wed., Jan. 21 following game by charter flight.

Pittsburgh Marriott City

112 Washington Place, Pittsburgh, PA 15219
(412) 471-4000

Syracuse

Depart Fri., Jan. 30 from Roanoke Regional Airport for Syracuse, N.Y. Return Sun., Feb. 1 by plane.

Wyndham Syracuse

6301 Route 298, East Syracuse, NY
(315) 432-0200

West Virginia

Depart Mon, Feb. 9 by bus for Morgantown, W.Va. Return Tue., Feb. 10 following game by bus.

Euro-Suites Hotel

501 Chestnut Ridge Road, Morgantown, WV
(304) 598-1000

Seton Hall

Depart Tue., Feb. 17 from Roanoke Regional Airport by charter flight for Newark, N.J. Return Wed., Feb. 19 following game by charter flight.

Radisson Suite Hotel Meadowlands

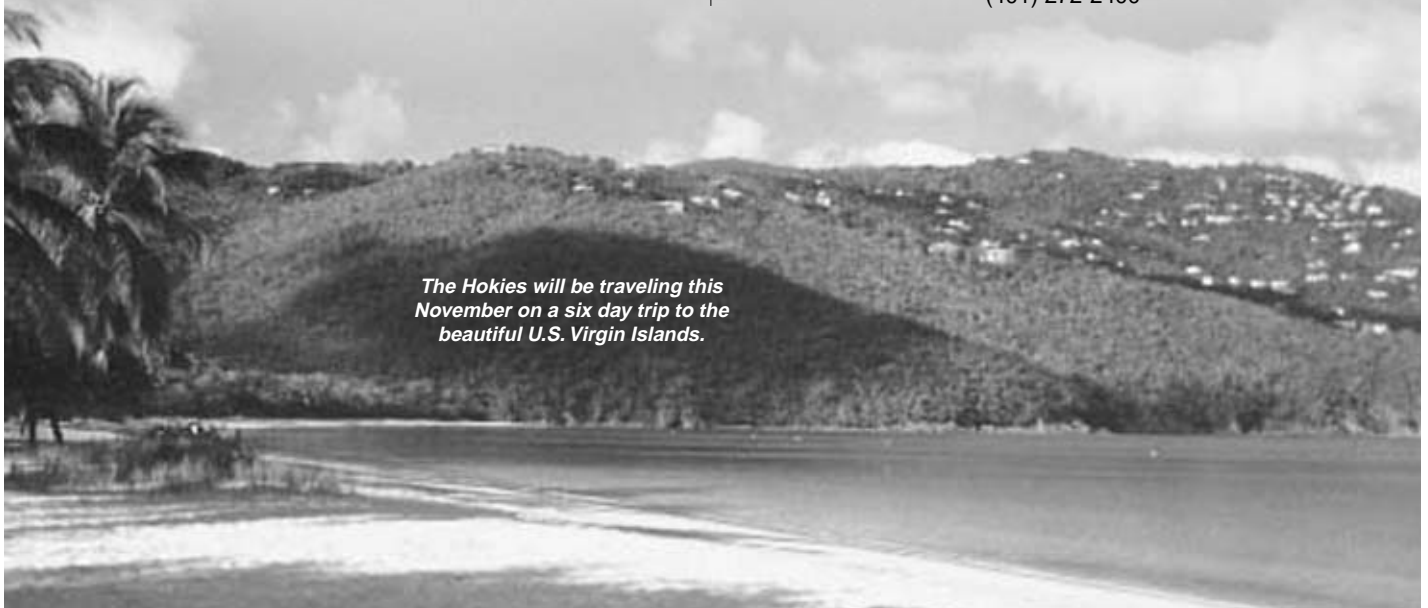
350 Route 3 West Mill Creek Drive, Secaucus, NJ 07094
(201) 863-8700

Providence

Depart Fri., Feb. 20 from Roanoke Regional Airport by plane for Providence, RI. Return Sun., Feb. 22 by plane.

Providence Marriott

One Orms Street, Providence, RI 02904
(401) 272-2400



The Hokies will be traveling this November on a six day trip to the beautiful U.S. Virgin Islands.

THE BIG EAST

Conference celebrates 25 years of excellence



As The BIG EAST Conference celebrates its 25th anniversary in 2003-04, it takes pride in its long list of accomplishments. Providing opportunities to excel amongst the nation's best, both athletically and academically, has always been its mission.

Since opening its doors in 1979, the league has won 22 national championships in six different sports and 118 student-athletes have won individual national titles. The BIG EAST has always been able to boast that some of its best students are also some of its best athletes. More than 300 student-athletes have earned Academic All-America honors, including Connecticut basketball standout Emeka Okafor who earned first team recognition last year. A BIG EAST student-athlete has won the Honda-Broderick Cup as Collegiate Woman of the Year four times, the last by Notre Dame soccer player Cindy Daws in 1997-98.

BIG EAST student-athletes have continued their success after leaving the classrooms and playing fields. Former Connecticut women's basketball standout Dr. Leigh Curl was inducted into the Verizon Academic All-America Hall of Fame in 1999. Former Georgetown men's basketball star Dikembe Mutombo was named a winner of the President's Service Award, the highest honor in the U.S. for volunteer service.

The BIG EAST continued to thrive amongst the nation's elite in 2002-03. It became the first conference to win the men's and women's NCAA titles and the men's NIT Championship in the same year. The Syracuse men won their first national championship, the Connecticut women took home their fourth national title and St. John's won the NIT for the sixth time. The BIG EAST has won each of the last four women's basketball titles.

In the classroom, 21 student-athletes earned 2002-03 Academic All-America honors, including 10 who garnered first team accolades. UConn's Diana Taurasi was the consensus national player of the year in women's basketball. Additionally, she was the women's basketball Honda Award winner.

Whether it's the student-athletes or the league as a whole, moving forward successfully has been the norm for the conference that was formed in 1979.

In the spring of 2001, the BIG EAST added women's lacrosse to its growing list of sports and the inaugural women's golf championship was held in the spring of 2003.

When the 1990s began, The BIG EAST Conference had just completed its eighth season with nine members. The league was arguably as healthy as a conference could be. The BIG EAST was a headline-grabber immediately, especially in men's basketball, its signature sport. The BIG EAST Football Conference did not exist.

The '90s was a decade of enormous change in college athletics with conferences adding new members and new leagues beginning. The BIG EAST was no different than most groups. The BIG EAST Football Conference, with eight members, became a major player in college football immediately after its inception in 1991.

The BIG EAST became a reality on May 31, 1979, following a meeting of athletic directors from Providence College, St. John's, Georgetown and Syracuse Universities. Seton Hall, Connecticut and Boston College completed the original seven-school alliance.

After one season, Villanova was added and began play in 1980-81. Two seasons later, Pittsburgh joined the group and started competition in '82-83.

Miami was admitted in 1990 and began BIG EAST competition in '91-92. Rutgers, West Virginia and Notre Dame joined in '94 and started to compete in '95-96.

While the membership has increased, the focus of the BIG EAST remains unchanged. It is a group that reflects a tradition of broad-based programs, led by administrators and coaches who place a constant emphasis on academic integrity. The BIG EAST Conference has enjoyed a leadership role nationally. Its student-

athletes own significantly high graduation rates and their record of scholastic achievement notably reflect a balance between intercollegiate athletics and academics.

Any successful consortium enjoys outstanding leadership. Michael Traghese, the league's first full-time employee, and for 11 years the associate of Dave Gavitt, took over the Commissioner's reins in June, 1990. In his first year at the helm, he administered the formation of The BIG EAST Football Conference.

BIG EAST sports attract the interest of followers in the nation's largest media markets including New York, Chicago, Philadelphia, Boston, Washington, D.C., Miami, Pittsburgh and Hartford. The league has long been considered a leader in innovative concepts in promotion and publicity, particularly regarding television. Those efforts have resulted in unparalleled visibility for BIG EAST student-athletes. Exclusive long-range television contracts with CBS, ESPN, Inc. and ABC provide BIG EAST basketball and football with more television exposure.

While BIG EAST basketball games are regular sellouts at campus and major public arenas, including the annual BIG EAST Championship in Madison Square Garden, attendance figures also are significant at BIG EAST soccer, women's basketball and baseball games.

More than 500 BIG EAST athletes have earned All-America recognition and dozens have won individual NCAA national championships. The BIG EAST has been well-represented in U.S. or foreign national and Olympic teams, with several athletes earning gold medals in the summer Olympiads in Sydney in 2000, Atlanta in '96, Barcelona in '92, Seoul in '88 and Los Angeles in '84.

The BIG EAST has its headquarters in Providence where the conference administers to more than 5,500 athletes in 23 sports.

BIG EAST CONFERENCE NOTES

BIG EAST in the NCAA Tournament

NCAA Tournament Record	99-54 (.647)
NCAA Record Since 1990-91	83-36 (.698)
National Championships:	Connecticut (1995, '00, '02, '03) Notre Dame (2001)
Final Four Appearances:	Connecticut (1991, '95, '96, '00, '01, '02, '03) Notre Dame (1997, '01) Rutgers (2000)
Seven BIG EAST Bids:	2003 (Boston College, Connecticut, Miami, Notre Dame, Rutgers, Villanova, Virginia Tech)
Five BIG EAST Bids:	2001 (Connecticut, Notre Dame, Rutgers, Villanova, Virginia Tech)
Four BIG EAST Bids:	1998 (Connecticut, Miami, Notre Dame, Rutgers) 1999 (Boston College, Connecticut, Notre Dame, Rutgers) 2000 (Boston College, Connecticut, Notre Dame, Rutgers)



2004 BIG EAST Championship

For the first time in conference history, the BIG EAST Women's Basketball Championship presented by State Farm will move to an off-campus location. The Hartford Civic Center will host the 22nd annual event on March 6-9, 2004 in Hartford, Conn. The 15,000-seat arena will serve as host for the event for the 2005 and 2006 tournaments as well.

Last season, State Farm Insurance Company signed a three-year sponsorship agreement with the BIG EAST which includes the presenting sponsorship of the league's women's basketball championship.

First Round Saturday, March 6

Noon	#5 vs. #12
2 p.m.	#8 vs. #9
6 p.m.	#7 vs. #10
8 p.m.	#6 vs. #11

Quarterfinals Sunday, March 7

Noon	#4 vs. Winner #5/#12
2 p.m.	#1 vs. Winner #8/#9
6 p.m.	#2 vs. Winner #7/#10
8 p.m.	#3 vs. Winner #6/#11

Semifinals Monday, March 8

6 p.m.	Afternoon quarterfinal winners (BIG EAST TV)
8 p.m.	Evening quarterfinal winners (BIG EAST TV)

Championship Tuesday, March 9

7 p.m.	Semifinals winners (ESPN 2)
--------	-----------------------------

The National Championships keep coming

With Connecticut's 2003 NCAA title, the BIG EAST became the first conference to win four straight NCAA titles — UConn 2000, Notre Dame '01, Connecticut '02 and '03. The BIG EAST is the only conference to have more than one team win the national championship in four consecutive years. It also marked the first time that UConn successfully defended its title.

Nine BIG EAST teams in 2003 postseason play

For the first time in league history, the BIG EAST sent seven teams to the NCAA Championship. Only the BIG EAST and the SEC were represented by seven in the field of 64. Two additional teams played in the WNIT. The 2002-03 NCAA teams finished with a 15-6 record with four (Boston College, Connecticut, Notre Dame, Villanova) advancing to the Sweet 16.

History Makers

The BIG EAST finished the season 129-43 (.750) against non-conference teams, its best non-conference record in history. This included a 9-2 record against the Pac-10, 15-6 against the Atlantic-10, 8-3 vs. the ACC and 4-2 against Conference USA.

BIG EAST CONFERENCE

222 Richmond Street
Suite 110
Providence, RI 02903

www.bigeast.org

Phone: (401) 272-9108
Communications: (401) 453-0660
Communications Fax: (401) 751-8540



**Commissioner
Mike Tranghese**

BIG EAST Communications

Associate Commissioner for Communications: John Paquette
Assistant Commissioner for Communications: Tammy Donovan
Director of Communications: Rob Carolla
Communications Assistant: Jeff Mead
Communications Assistant: Angela Rioux

ALL-TIME SERIES

Opponent	Record	Streak	*Last Meeting	Michigan	0-1	Lost 1	L, 63-79, Nov. 29, 1996
Air Force	1-0	Won 1	W, 75-70, Nov. 27, 1991	Michigan State	1-0	Won 1	W, 50-36, Nov. 25, 2000
Akron	2-0	Won 2	W, 80-59, Dec. 28, 1998	Mississippi	0-2	Lost 2	L, 57-60, Dec. 29, 1987
Alabama	0-0		First Meeting	Mississippi State	3-1	Won 1	W, 73-52, Dec. 29, 1998
American	1-1	Won 1	W, 92-57, Dec. 4, 1981	Morehead State	5-0	Won 5	W, 86-52, Feb. 25, 1993
Appalachian State	11-2	Won 3	W, 75-55, Nov. 30, 1999	Norfolk State	3-2	Won 3	W, 73-37, Jan. 12, 1981
Auburn	1-4	Won 1	W, 76-61, Mar. 15, 1999	North Carolina	2-6	Lost 3	L, 52-57, Dec. 30, 1994
Boston College	3-2	Won 1	*1-1: 47-65, 74-70 ot	Northwestern	1-1	Lost 1	L, 64-70, Dec. 20, 1986
Bradley	2-0	Won 2	W, 76-62, Jan. 12, 1994	Northwestern St. (La.)	1-0	Won 1	W, 71-46, Nov. 24, 2001
Bridgewater	2-1	Won 1	W, 70-58, Dec. 6, 1978	UNC Asheville	1-0	Won 1	W, 85-47, Dec. 28, 2000
Campbell	1-0	Won 1	W, 70-59 Dec., 30, 1995	UNC Greensboro	5-1	Won 4	W, 54-46, Nov. 22, 2002
Carson Newman	1-0	Won 1	W, 71-56, Dec. 19, 1980	North Carolina State	0-4	Lost 4	L, 63-64, Dec. 31, 1983
Charleston	9-3	Won 8	W, 77-50, Feb. 17, 1989	Northern Arizona	0-1	Lost 1	L, 50-80, Dec. 19, 1995
Cincinnati	12-10	Won 4	W, 55-52, Feb. 23, 1991	Notre Dame	1-4	Won 1	*1-0: 53-50, Feb. 9, 2003
Charlotte	11-8	Won 7	W, 72-61, Dec. 30, 1999	Ohio University	1-3	Lost 1	L, 66-67 ot, Nov. 28, 1994
Chattanooga	3-0	Won 3	W, 64-45, Dec. 3, 1994	Oklahoma State	1-0	Won 1	W, 83-77, Dec. 20, 1994
Clemson	1-3	Won 1	W, 68-58, Jan. 3, 2002	Old Dominion	4-18	Lost 1	L, 49-63, Dec. 21, 2002
Colgate	2-0	Won 2	W, 94-50, Dec. 30, 1987	Oregon	0-1	Lost 1	L, 53-73, Nov. 27, 1999
Colorado State	1-0	Won 1	W, 73-69, Dec. 19, 1993	Pittsburgh	3-2	Won 3	*1-0: 61-53, Jan. 15, 2003
Connecticut	1-7	Lost 6	*0-2: 57-69, 54-71	Providence	3-1	Won 1	*1-0: 80-56, Feb. 1, 2003
Cornell	1-0	Won 1	W, 73-50, Dec. 29, 1996	Purdue	0-1	Lost 1	^L, 62-80, Mar. 24, 2003
Dayton	11-2	Won 1	W, 68-63, Feb. 27, 2000	Queens College	1-0	Won 1	W, 100-51, Dec. 27, 1981
Delaware	2-0	Won 2	W, 74-61, Dec. 20, 1985	Radford	18-8	Won 6	W, 78-56, Dec. 31, 2002
DePaul	1-0	Won 1	W, 62-61, Dec. 29, 1981	Randolph-Macon	1-0	Won 1	W, 76-64, Jan. 30, 1986
Detroit	0-1	Lost 1	L, 47-65, Dec. 28, 1981	Rhode Island	4-2	Won 4	W, 68-37, Mar. 3, 2000
Denver	1-0	Won 1	^W, 77-57, Mar. 16, 2001	Richmond	3-4	Won 2	W, 76-62, Mar. 15, 2001
Drexel	1-0	Won 1	W, 92-41, Dec. 29, 1992	Roanoke College	3-0	Won 2	W, 103-67, Feb. 20, 1982
Duke	2-3	Lost 1	L, 61-70, Dec. 8, 1999	Rutgers	2-3	Lost 1	*1-1: 66-64 ot, 43-67
Duquesne	7-3	Won 6	W, 66-52, Dec. 29, 2002	St. Bonaventure	5-1	Won 4	W, 73-56, Feb. 17, 2000
Eastern Illinois	0-1	Lost 1	L, 65-70, Nov. 24, 1990	St. Joseph's (Pa.)	3-1	Won 3	W, 62-53, Jan. 23, 2000
East Carolina	3-2	Won 2	W, 77-45, Dec. 9, 1998	St. John's	3-2	Won 3	*1-0: 69-53, Mar. 4, 2003
East Tennessee State	8-7	Won 3	W, 77-71, Jan. 2, 1994	St. Mary's (Calif.)	1-0	Won 1	W, 68-58, Nov. 28, 1997
Emory & Henry	2-0	Won 2	W, 61-52, Dec. 9, 1977	St. Peter's (N.J.)	1-0	Won 1	^W, 73-48, Mar. 13, 1999
Florida	0-2	Lost 2	^L, 57-89, Mar. 16, 1998	Seton Hall	3-0	Won 3	*1-0: 55-46, Feb. 4, 2003
Florida International	0-1	Lost 1	L, 70-79, Nov. 29, 2002	Siena	0-1	Lost 1	L, 64-69, Dec., 30, 1997
Florida State	8-11	Lost 6	L, 57-77, Nov. 26, 2000	South Carolina	6-15	Lost 1	L, 51-66, Feb. 16, 1991
Fordham	7-0	Won 7	W, 75-52, Feb. 6, 2000	South Florida	8-1	Won 2	W, 85-69, Feb. 19, 1995
Furman	1-0	Won 1	W, 73-61, Dec. 29, 1994	Southern Mississippi	11-18	Lost 1	L, 66-67, Mar. 9, 1995
Gardner Webb	2-0	Won 2	W, 76-39, Dec. 28, 2001	Southern Utah	1-0	Won 1	W, 63-55, Nov. 26, 1999
George Mason	3-2	Won 1	W, 66-57, Dec. 29, 1998	Southwest Missouri St.	0-1	Lost 1	L, 45-61, Nov. 17, 1994
George Washington	9-10	Won 1	#W, 68-52, Mar. 16, 2002	Stetson	0-1	Lost 1	L, 77-83, Nov. 24, 1995
Georgetown	3-1	Won 3	*1-0: 78-46, Feb. 12, 2003	Syracuse	3-2	Won 3	*1-0: 73-63, Jan. 4, 2003
Georgia	0-3	Lost 3	L, 60-65, Nov. 17, 1999	Tennessee	0-7	Lost 7	^L, 52-68, Mar. 20, 1999
Georgia Southern	1-0	Won 1	W, 84-61, Dec. 20, 1983	Tennessee-Martin	1-0	Won 1	W, 87-55, Dec. 28, 2002
Georgia State	1-0	Won 1	W, 80-56, Mar. 16, 2000	Tennessee Tech	0-1	Lost 1	L, 79-94, Nov. 23, 1984
Georgia Tech	1-0	Won 1	^W, 61-59, Mar. 22, 2003	Texas Tech	0-1	Lost 1	^L, 52-73, Mar. 18, 2001
Hampton	3-0	Won 3	W, 83-43, Dec. 29, 2001	Towson	1-0	Won 1	W, 92-61, Dec. 29, 1990
Holy Cross	0-0		First Meeting	Tulane	9-8	Won 1	W, 77-65, Feb. 12, 1995
Houston	0-1	Lost 1	#L, 72-77 ot, Mar. 23, 2002	Vanderbilt	0-1	Lost 1	L, 63-78, Nov. 29, 1991
Howard	2-0	Won 2	W, 89-75, Dec. 10, 1983	Vermont	1-0	Won 1	#W, 76-48, Mar. 20, 2002
Illinois	0-1	Lost 1	L, 66-68, Nov. 30, 1991	Villanova	2-4	Lost 3	*0-2: 60-62, 61-71
Indiana	0-0		First Meeting	Virginia	5-24	Won 1	W, 72-56, Dec. 3, 2002
Iona	1-0	Won 1	W, 50-49, Jan. 22, 1999	Virginia Commonwealth	17-7	Lost 2	L, 60-65, Feb., 17, 1997
Iowa State	0-0		First Meeting	Virginia State	2-3	Won 2	W, 62-45, Dec. 11, 1980
James Madison	18-12	Won 5	W, 77-73 ot, Dec. 7, 2002	Virginia Union	2-3	Lost 2	L, 51-55, Feb. 21, 1981
Kentucky	1-1	Won 1	W, 76-66, Feb. 19, 1989	Wake Forest	0-0	Lost 1	L, 56-75, Dec. 9, 1978
Lamar	0-1	Lost 1	L, 54-71, Nov. 23, 1990	Washington State	1-0	Won 1	W, 72-50, Nov. 30, 2002
LaSalle	7-4	Won 6	W, 64-57, Feb. 24, 2000	West Virginia	10-4	Won 6	*3-0: 55-48, 76-64, 66-60
Lenoir Rhyne	0-1	Lost 1	73-87, Feb. 1, 1979	West Virginia State	1-0	Won 1	W, 93-40, Nov. 25, 1989
Liberty	9-0	Won 9	W, 53-50, Dec. 14, 2002	West Virginia Wesleyan	2-0	Won 2	W, 100-46, Nov. 18, 1980
Longwood	2-1	Won 1	W, 81-55, Feb. 15, 1979	Western Carolina	2-0	Won 2	W, 102-43, Dec. 1, 1993
Louisiana State	1-1	Lost 1	L, 65-66, Nov. 25, 2001	William & Mary	11-1	Won 9	W, 72-53, Jan. 2, 1995
Louisville	17-15	Won 4	W, 68-60, Feb. 26, 1995	Wingate	1-0	Won 1	W, 58-43, Dec. 1, 1992
Loyola (Md.)	1-0	Won 1	W, 58-55, Dec. 30, 1996	Winthrop	2-0	Won 2	W, 75-45, Dec. 6, 1994
Maine	1-0	Won 1	W, 79-68, Dec. 29, 2000	Wisconsin	1-0	Won 1	W, 75-64, Mar. 14, 1998
Marshall	8-1	Won 8	W, 84-78, Dec. 30, 1992	Xavier	2-9	Lost 3	L, 46-68, Feb. 10, 2000
Maryland	2-1	Won 1	W, 60-57, Dec. 11, 2002	Yale	1-0	Won 1	W, 95-66, Jan. 9, 1982
Maryland-Baltimore Co.	1-0	Won 1	W, 89-36, Dec. 29, 1997	Youngstown State	0-1	Lost 1	L, 81-92, Jan. 18, 1992
Massachusetts	4-5	Lost 1	L, 54-58, Mar. 4, 2000				
Memphis	8-11	Won 7	W, 77-73, Feb. 2, 1991				
Mercer	2-0	Won 2	W, 117-84, Feb. 16, 1987				
Miami	2-2	Lost 2	*0-1: 66-67 ot, Jan. 28, 2003				
Miami (Ohio)	0-0		First Meeting				

* - Record and score vs. BIG EAST opponent last season

^ - NCAA Tournament game

- WNIT

Bold indicates 2003-2004 opponents

YEAR-BY-YEAR

Virginia Tech's Results vs. 2003-2004 Opponents

Alabama (0-0)

First Meeting

Boston College (4-2)

Dec. 29, 1989	hW	74-65
Jan. 17, 2001	aW	64-52
Feb. 18, 2001	hL (OT)	59-65
Jan. 9, 2002	hW	73-52
Feb. 16, 2003	aL	47-65
Mar. 9, 2003	nW (OT)	74-70

Connecticut (1-7)

Nov. 29, 1986	aL	69-71
Dec. 30, 1988	nW	65-63
Mar. 18, 1995	aL	45-91
Feb. 7, 2001	hL	38-90
Jan. 29, 2002	hL	50-59
Feb. 10, 2002	aL	42-77
Jan. 12, 2003	aL	57-69
Mar. 10, 2003	nL	54-71

Furman (1-0)

Dec. 29, 1994	hW	73-61
---------------	----	-------

Georgetown (3-1)

Feb. 9, 1979	aL	57-62
Jan. 20, 2001	hW	79-50
Jan. 12, 2002	aW	71-64
Feb. 12, 2003	hW	78-46

Holy Cross (0-0)

First Meeting

Indiana (0-0)

First Meeting

Iowa State (0-0)

First Meeting



Dawn Chriss helps Tech beat in-state rival Virginia last season.

James Madison (18-12)

Feb. 19, 1977	hW	56-46
Mar. 3, 1977	nL	37-47
Feb. 16, 1978	aL	47-65
Jan. 30, 1979	hW	57-49
Mar. 1, 1979	hL	64-66
Jan. 29, 1980	aW	62-55
Jan. 28, 1981	hW	66-58
Mar. 6, 1981	aW	71-65
Feb. 10, 1982	aW	85-74
Feb. 16, 1983	hW	57-47
Feb. 21, 1984	aL	59-72
Jan. 21, 1985	hW	73-62
Feb. 5, 1986	aL	59-81
Jan. 15, 1987	hW	63-61
Jan. 25, 1988	aL	39-79
Dec. 10, 1988	hL	49-72
Feb. 17, 1990	aW (OT)	53-50
Jan. 21, 1991	hL	48-64
Feb. 17, 1992	aL	62-75
Feb. 9, 1993	hW	81-60
Jan. 25, 1994	aW	74-60
Jan. 23, 1995	hW	68-54
Jan. 11, 1996	aL	58-75
Dec. 5, 1996	hL	54-56
Dec. 21, 1997	aL	70-77
Nov. 24, 1998	hW	72-54
Dec. 2, 1999	aW	66-50
Nov. 21, 2000	hW	78-60
Dec. 21, 2001	aW	70-47
Dec. 7, 2002	hW (OT)	77-73

Liberty (9-0)

Feb. 16, 1982	hW	77-44
Feb. 28, 1983	aW	78-74
Jan. 8, 1988	hW	80-54
Feb. 4, 1989	aW	77-56
Nov. 13, 1998	aW	69-55
Nov. 15, 1999	hW	60-45
Nov. 17, 2000	hW	72-51
Dec. 8, 2001	aW	56-40
Dec. 14, 2002	aW	53-50

Maryland (2-1)

Nov. 15, 1994	aW	68-53
Mar. 18, 2000	hL (OT)	60-68
Dec. 11, 2002	aW	60-57

Miami (2-2)

Jan. 7, 2001	hW	64-51
Feb. 5, 2002	hW	72-60
Feb. 20, 2002	aL	53-55
Jan. 28, 2003	aL (OT)	66-67

Miami, Ohio (0-0)

First Meeting

Mississippi State (3-1)

Dec. 21, 1983	hL	87-89
Jan. 18, 1985	aW	72-66
Dec. 18, 1993	nW	76-61
Dec. 29, 1998	hW	73-52

Notre Dame (1-4)

Jan. 3, 2001	hL	64-75
Jan. 13, 2001	aL	55-75
Mar. 5, 2001	nL	49-67
Jan. 26, 2002	aL	53-73
Feb. 9, 2003	hW	53-50

Old Dominion (4-18)

Feb. 2, 1977	aL	39-82
Jan. 27, 1978	hL	48-108
Mar. 2, 1978	nL	53-83
Feb. 8, 1979	aL	47-91
Feb. 5, 1980	hL	52-78
Feb. 23, 1981	aL	39-85
Mar. 6, 1981	hL	54-65
Dec. 7, 1981	hL	45-82
Dec. 20, 1982	aL	53-84
Mar. 1, 1984	hL	67-100
Jan. 30, 1985	hL	76-86
Nov. 30, 1985	aW	73-72
Dec. 19, 1986	aL	54-76
Jan. 20, 1988	hL	56-77
Dec. 17, 1988	aL	63-68
Dec. 21, 1989	hL	72-84
Dec. 8, 1990	aL	69-80
Dec. 7, 1991	hL	55-71
Dec. 19, 1992	aW	76-63
Dec. 21, 2001	aW	69-57
Nov. 19, 2002	hW	68-62
Dec. 21, 2002	aL	49-63

Pittsburgh (3-2)

Feb. 19, 1980	aL	54-76
Nov. 30, 1996	nL	63-72
Feb. 11, 2001	hW	86-50
Dec. 5, 2001	aW	83-64
Jan. 15, 2003	hW	61-53

Providence (3-1)

Feb. 3, 2001	aW	65-54
Feb. 21, 2001	hW	71-64
Feb. 13, 2002	aL	61-67
Feb. 1, 2003	hW	80-56

Rutgers (2-3)

Dec. 6, 2000	aL	53-61
Feb. 26, 2002	hW	70-63
Mar. 2, 2002	aL	43-44
Jan. 22, 2003	hW (OT)	66-64
Feb. 26, 2003	aL	43-67

St. John's (3-2)

Dec. 27, 1982	nL	60-64
Dec. 1, 1989	nL	67-78
Feb. 27, 2001	aW	62-54
Jan. 19, 2002	hW	69-50
Mar. 4, 2003	aW	69-53

Seton Hall (3-0)

Feb. 24, 2001	aW	52-46
Feb. 17, 2002	hW	74-52
Feb. 4, 2003	aW	55-46

Syracuse (3-2)

Nov. 27, 1988	aL (OT)	74-76
Jan. 31, 2001	aW	48-46
Jan. 5, 2002	hW	62-56
Jan. 23, 2002	aL	59-75
Jan. 4, 2003	hW	73-63

Villanova (2-4)

Nov. 29, 1997	nL	46-55
Jan. 23, 2001	hW	65-59
Mar. 4, 2001	nW	73-67
Feb. 23, 2002	aL	64-76
Jan. 7, 2003	aL	60-62
Feb. 22, 2003	hL	61-71

Virginia (5-24)

Dec. 9, 1976	aL	52-54
Feb. 23, 1977	hL	58-67
Jan. 9, 1978	aL	39-54
Mar. 3, 1978	nL	38-58
Jan. 17, 1979	hL	58-64
Jan. 14, 1980	nL	38-48
Jan. 3, 1981	nL	43-58
Mar. 7, 1981	nL	41-49
Feb. 6, 1982	nW	63-56
Jan. 8, 1983	aL	66-70
Jan. 4, 1984	nL	70-88
Jan. 16, 1985	aL	62-74
Dec. 10, 1985	nL	58-87
Dec. 9, 1986	aL	43-73
Dec. 8, 1987	hL	57-74
Nov. 29, 1988	aL	73-75
Jan. 3, 1989	hL	77-79
Nov. 28, 1990	aL	44-93
Dec. 8, 1992	hL	59-93
Dec. 8, 1993	aL	66-78
Jan. 13, 1995	hW	69-62
Dec. 6, 1995	aL	38-80
Feb. 6, 1997	hL	41-90
Nov. 25, 1997	aL	49-64
Nov. 30, 1998	hW	81-65
Dec. 20, 1999	aL	62-67
Nov. 30, 2000	hW	57-56
Nov. 29, 2001	aL	58-60
Dec. 3, 2002	hW	72-56


Wake Forest (0-1)

Dec. 9, 1978	hL	56-75
--------------	----	-------

West Virginia (10-4)

Feb. 22, 1978	aL	72-75
Feb. 21, 1979	hW	73-61
Feb. 20, 1980	aW	71-67
Dec. 13, 1980	nW	74-67
Jan. 2, 1982	nL (2 OT)	81-82
Jan. 15, 1983	aL	66-71
Jan. 13, 1984	hW	73-62
Dec. 20, 1990	hL	80-84
Mar. 1, 1995	aW	82-66
Feb. 14, 2001	aW	92-53
Jan. 16, 2002	hW	67-62
Jan. 18, 2003	aW	55-48
Mar. 1, 2003	hW	76-64
Mar. 8, 2003	nW	66-60

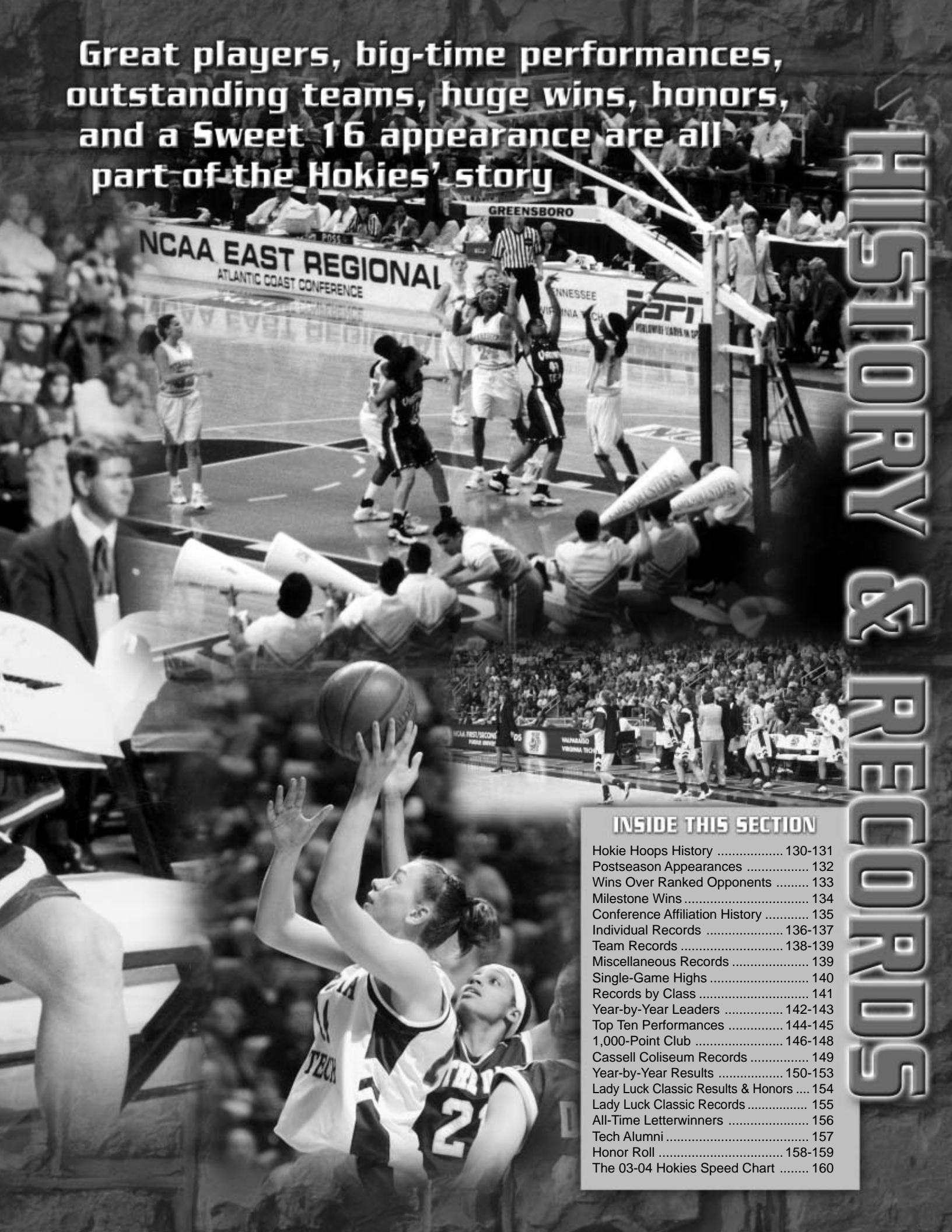
HISTORY & RECORDS



VIRGINIA TECH
WOMEN'S BASKETBALL
2003  2004

Great players, big-time performances,
outstanding teams, huge wins, honors,
and a Sweet 16 appearance are all
part of the Hokies' story

HISTORY & RECORDS



INSIDE THIS SECTION

Hokie Hoops History	130-131
Postseason Appearances	132
Wins Over Ranked Opponents	133
Milestone Wins	134
Conference Affiliation History	135
Individual Records	136-137
Team Records	138-139
Miscellaneous Records	139
Single-Game Highs	140
Records by Class	141
Year-by-Year Leaders	142-143
Top Ten Performances	144-145
1,000-Point Club	146-148
Cassell Coliseum Records	149
Year-by-Year Results	150-153
Lady Luck Classic Results & Honors	154
Lady Luck Classic Records	155
All-Time Letterwinners	156
Tech Alumni	157
Honor Roll	158-159
The 03-04 Hokies Speed Chart	160

HOKIE HOOPS HISTORY

From a humble beginning more than 30 years ago, Virginia Tech has worked its way toward the top of the women's college basketball world

The Beginnings

Women's basketball at Virginia Tech began in 1970 as a club sport under the direction of coach Ganna Roberts. John Ristroph coached the squad during the 1972-73 season. In 1973, Joe Sgro, a professor at Tech, took over the team until 1976 when John Wetzel was named head coach. The women's basketball team gained full varsity status beginning with the 1976-77 season.

Tech's Varsity Coaches

The Hokies' first varsity coach was former Tech player and former assistant coach of the Portland Trail Blazers, John Wetzel. He played on the men's team from 1963-66 then went on to play pro ball with the Lakers, Suns and Hawks before coming back to Tech to finish his education and coach the women's squad. In his first and only season his team recorded a 7-9 record.


Taking over for Wetzel in 1977 was Carolyn Owen, whose team registered an 8-16 mark. In 1978, Carol Alfano came on the scene and in just her second season she guided the Tech women to their first winning record. Bonnie Henrickson became the Hokies' fourth head coach in 1997, taking over for Alfano, who had served as Tech's coach for 19 seasons.

First Scholarship Players

The first women's basketball player to earn any kind of scholarship was Helena Flannagan in 1977 when she received partial aid. Kim Albany (1978-82), who was recruited by Carolyn Owen, was Tech's first full scholarship player. Also in 1978, Sis Spriggs received a full grant, and partials went to Donna Cooper, Pauline Landis and Sandy Berry.



Renee Dennis at her jersey retirement ceremony



Kim Albany

Retired Jersey

Renee Dennis' No. 44 jersey was retired at the conclusion of her career in 1987. Dennis, from Bridgeport, Conn., is one of only 14 athletes in Tech athletic history to have his or her jersey retired. She was the first female athlete to receive that honor.

The others to have their jerseys retired are footballers Coach Frank Beamer, Cornell Brown, Carroll Dale, Frank Loria, Jim Pyne, Bruce Smith and Michael Vick, men's basketball stars Dell Curry, Vernell "Bimbo" Coles, Allan Bristow and Ace Custis, baseball player Johnny Oates, and volleyball standout Lisa Pikalek.

Professional Players

Renee Dennis played professionally in Australia where she was her division's Player of the Year in 1989-90. Wendy Sanders played professionally in Belgium.

Tere Williams became the first Hokie to be selected in the WNBA Draft when she was selected in the third round by the Phoenix Mercury.

Best of the Metro

The Virginia Tech women's basketball team won two championships while a member of the Metro Conference. Tech won the 1994 Metro Conference Tournament by knocking off Virginia Commonwealth, UNC Charlotte and Southern Mississippi in succession. The Hokies captured the 1995 Metro regular season championship with a 10-2 league record.

Atlantic 10 Champs

The Hokies captured the Atlantic 10 Tournament championship in 1998 with a thrilling 66-64 overtime win over host Massachusetts. Virginia Tech won the Atlantic 10 regular season title in 1998-99 with a 15-1 league record.

National Honors

Tere Williams and Lisa Witherspoon were named as honorable mentions to the 1999 Associated Press All-America teams. In 1995 Jenny Root was a honorable mention selection to the Kodak All-America team. The Women's Basketball News Service named Tere Williams to the 1998 Freshman All-America third team.



Christi Osborne

Academic Excellence

Christi Osborne was named to the GTE Academic All-America first team in 1994-95 and was a second-team member in 1993-94. Several Hokies have been named to the GTE District III Academic All-America team, including Amy Byrne (1988-89), Christi Osborne (1992-93, 1993-94, 1994-95), Maria Albertsson (1997-98, 1998-99), Amy Wetzel (1998-99, 1999-00) and Sarah Hicks (2001-02). Osborne was also a recipient of the Rawlins Scholarship Award (1994-95).

All-BIG EAST Conference

Tere Williams was the first Hokie to be selected for All-BIG EAST honors after being named to the all-conference second team following the 2000-01 season. Ieva Kublina was selected the 2001-02 BIG EAST Conference Most Improved Player and was named to the all-conference second team. Sarah Hicks was a member of the 2001-02 all-conference third team. Kublina became the first Tech player to be named to the All-BIG EAST First Team in 2002-03 and Carrie Mason was named to the 2003 BIG EAST All-Rookie team.

All-Atlantic 10 Conference

The Hokies were well represented on the All-Atlantic 10 Conference teams during their five years in the league. Michelle Houseright was the first Virginia Tech player named to All-Atlantic 10 team in 1996 as a second-team selection and Lisa Witherspoon was a second-team pick in 1999. Other Hokies named to the team include Tere Williams, a first-team selection in 1999 and 2000 and a second team member in 1998, Amy Wetzel, a second-team choice in 1999 and 2000, and Chrystal Starling, a member of the third team in 2000.

All-Metro Conference

In 14 seasons as a Metro Conference member, Virginia Tech placed 12 players on the all-conference team, including Jenny Root being honored as the 1994-95 Player

of the Year. Hokies named to the first team include Taiqua Brittingham (1984), Renee Dennis (1986, 87), Susan Walvius (1986), Amy Byrne (1989), and Jenny Root (1994, 95). Second-team selections include Angie Kelly (1986), Maureen Donovan (1987), Michelle Bain (1988), Amy Byrne (1989), Missy Sallade (1989, 90), Jeni Garber (1991), Lisa Griffith (1992), Christi Osborne (1993, 94, 95) and Jenny Root (1993).

Tournament Stars

Virginia Tech players have left their mark in postseason play through the years. Ieva Kublina was named to the 2003 BIG EAST All-Tournament Team and to the 2002 WNIT All-tournament team. Tere Williams (1998) and Amy Wetzel (1999) were named to the All-Atlantic 10 Tournament team as was former Tech standout Michelle Houseright (1998). Christi Osborne was a three-time member of the All-Metro Tournament team (1992, 93, 94) and was selected as the 1994 Most Valuable Player. Two-time All-Metro tournament members include Taiqua Brittingham (1983-84), Renee Dennis (1986-87), Jeni Garber (1988-89) and Sue Logsdon (1993-94).

Freshman Phenoms

Freshmen have made an immediate impact on the women's basketball program through the years. Last season Carrie Mason was named as an Honorable Mention selection to the WomensCollegeHoops.com All-American Freshman team and was a member of the BIG EAST All-Rookie Team. Tere Williams was named to the 1998 Women's Basketball News Service Freshman All-American Third Team as well as being named Atlantic 10 Co-Rookie of the Year. Virginia Tech placed one player on the Atlantic 10 All-Rookie team in each of its five seasons in the league. Three Hokies, Jeni Garber (1988-89), Sue Logsdon (1990-91) and Christi Osborne (1991-92), were named to the Metro Conference All-Rookie team.

1,000-Point Club

Fifteen Virginia Tech women's basketball players have reached the 1,000-point plateau, with the most recent being current Hokie Ieva Kublina who joined the club during the 2002-03 season. Tech's all-time leading scorer is Renee Dennis. Dennis totalled 1,791 points during her Tech career. Other Hokies who have reached the 1,000 point plateau are, Tere Williams (1,750), Jenny Root (1,572), Christi Osborne (1,500), Amy Wetzel (1,444), Chrystal Starling (1,340), Amy Byrne (1,291), Ieva Kublina (1,221), Susan Walvius (1,161), Robin Lee (1,147), Michelle Houseright (1,112), Sarah Hicks (1,092), Angie Kelly (1,092), Michelle Bain (1,068), and Lisa Griffith (1,033).



Tere Williams

POSTSEASON APPEARANCES



The Hokies have played three NCAA Tournament games at Cassell Coliseum and had a sellout crowd of 10,052 witness a first-round victory in 1999.

Virginia Tech made its sixth consecutive postseason and third NCAA appearance under Bonnie Henrickson last year following a 21-9 regular season. The Hokies, who lost in the BIG EAST Tournament semifinals to eventual national champion Connecticut, were seeded seventh in the East Regional at West Lafayette, Ind. Freshman Carrie Mason hit a running layup with 1.1 seconds remaining to give Tech a 61-59 win over Georgia Tech. Ieva Kublina led the way with 18 points followed by Chrystal Starling's 15-point effort. In the second round, the Hokies faced No. 10 Purdue on the Boilermakers home floor. Despite shooting 54.9 percent from the field, Tech fell 80-62 as the Boilermakers nailed eight three-point shots and forced 20 turnovers.

• In 1994, Virginia Tech, with a 24-5 record, captured the Metro Conference Tournament title and advanced to the Hokies' first NCAA tourney. Tech was seeded eighth in the East Region and played host to Auburn in a first-round game at Cassell Coliseum. Auburn, on the strength of 24 points and 12 rebounds from Danielette Coleman, defeated the Hokies 60-51. Tech guard Christi Osborne led the Hokies with 22 points and seven rebounds.

• Tech kept up its success in 1995 by claiming the Metro Conference regular season championship with a 21-8 record. The Hokies, again seeded eighth in the East Region, faced St. Joseph's in the first round at the University of Connecticut's Gampel Pavilion. The Hokies downed the Hawks, 62-52, behind 18 points from Christi Osborne. The Hokies' second-round opponent, UConn, ended up as the 1995 NCAA National Champion. Guard Jennifer Rizzotti burned the Hokies for 20 points as the Huskies advanced, 91-45.

• With former Tech assistant coach Bonnie Henrickson back in Blacksburg as the head coach, the Hokies posted their third trip to the NCAA Tournament in five years in 1998. Tech traveled to Gainesville, Fla., as the No. 11

seed in the NCAA West Region. The Hokies, behind a record-breaking performance from guard Amy Wetzel, surprised sixth-seeded Wisconsin, which was ranked No. 23 at the time, 75-64. Wetzel set a Tech record and tied an NCAA West Region free throw mark by converting 16 free throws for a career-high 28 points. The Hokies, however, would bow out after round two as host Florida, ranked No. 12, won 89-57. Wetzel again led all scorers with 24 points.

• The Hokies used the 1999 season to establish themselves as one of the nation's elite programs. Henrickson led Tech to a school-record 28-3 finish, including a 15-1 Atlantic 10 mark. Cassell Coliseum was the site for NCAA first and second round games. The Hokies dispatched Saint Peter's, 73-48, before defeating Auburn, 76-61, to earn the program's first "Sweet 16" appearance. Tech traveled to Greensboro, N.C., to face second-ranked Tennessee in the NCAA East Regional. Behind 27 points from national player of the year Chamique Holdsclaw, the Volunteers eliminated Tech, 68-52, to advance.

• Virginia Tech posted its third consecutive 20-win season under Henrickson in 2000. The Hokies posted a 20-11 record and made their first-ever appearance in the Women's National Invitational Tournament. Cassell Coliseum was the site of the first round matchup against Georgia State. The Hokies used a 12-3 run midway through the second half to break open a close contest and went on to win 80-56. Maryland was the WNIT "Sweet Sixteen" opponent two days later and the two teams battled into overtime. The Terrapins used a 10-2 run in the last 3:11 of the extra session to eliminate the Hokies, 68-60.

• In 2001, Tech received an at-large bid to the NCAA Mideast Regional as a No. 7 seed. The Hokies had compiled a 21-8 record entering the tournament in their first season in the BIG EAST Conference. Tech had finished fourth in the league with an 11-5 record and

advanced to the tournament semifinals before being eliminated by eventual national champion Notre Dame.

Tech's fourth consecutive postseason appearance and third to the NCAA Tournament in the past four seasons, began with a resounding 77-57 victory over Denver in the first round at Lubbock, Texas. Chrystal Starling led five Hokies in double figures with 20 points as Tech shot 55.3 percent from the field. In the second round, Tech faced Texas Tech on the Lady Raiders' home floor in front of 12,161. The Hokies played a great first half and took a 25-18 lead into the locker room at the intermission. The Lady Raiders exploded in the second half, shooting 63.0 percent and scoring 55 points to defeat the Hokies 73-52.

• Virginia Tech received an invitation to the WNIT in 2002 and the bid marked the Hokies' second venture to the tournament and its most successful to date.

The Hokies had compiled an 18-10 record entering the WNIT after posting a 15-2 record at one point in the season, the second best start to a season in the program's history. The two losses were by a total of three points.

Tech's four-game run, all in the Cassell, in the tournament opened with a tight 51-45 win over UNC Greensboro.

The second round contest was a renewal of the rivalry with George Washington from when the Hokies were a member of the Atlantic 10. Trailing 32-27 at the half, Tech played one of its best halves of the year to win 68-52.

Vermont was the Hokies' quarterfinal opponent, and the night belonged to senior Sarah Hicks who had 22 points, including four treys. Kublina added 13 points and nine boards as Tech won 76-48.

Tech's run in the tournament ended in a thrilling 77-72 overtime loss to Houston in front of 5,409 Hokie faithful. Kublina erupted for a career-high 32 points, which was the fourth highest single-game total by a Tech player. For her efforts, Kublina was named to the all-tournament team.

BIG VICTORIES

Virginia Tech's Wins Over Nationally-Ranked Opponents

- In 1984, Tech shocked No. 20 North Carolina, 74-73, behind Renee Dennis' 17 points.

- In 1984, the Hokies defeated No. 16 Louisiana State, 86-77, in the Marriott-Converse Christmas Classic at Blacksburg.

- One of the biggest wins in Tech women's basketball history came in 1985 when Tech upset No. 5 Old Dominion, 73-72. It was the first win over the Lady Monarchs in 11 games.

- In 1987, the Hokies upended 16th-ranked James Madison, 63-61, behind a 16-point, 13-rebound performance from freshman Amy Byrne.

- In the middle of what was then the longest winning streak in school history, the Hokies upset No. 13 South Carolina in 1987 in Blacksburg, 63-59. Amy Byrne led the Lady Hokies with 16 points and 12 rebounds.

- Virginia Tech upset No. 18 Southern Mississippi, 60-59, in a Cassell Coliseum barn-burner Feb. 28, 1994. Guard Lisa Leftwich, who led Tech with 18 points, hit a key finger roll with 42 seconds remaining.

- In one of the biggest games in the program's history, Tech defeated No. 19 Southern Mississippi in the final of the 1994 Metro Conference Tournament, 83-76. The win gave Tech its first-ever Metro Tournament title and sent the Hokies to the NCAA Tournament for the first time in their history.

- The Hokies knocked off No. 9 Virginia, 69-62, in Cassell Coliseum Jan. 13, 1995. The win propelled Virginia Tech into the national rankings for the first time. Christi Osborne, Angela Donnell, Jenny Root and Terri Garland all scored in double figures for the Hokies.

- Tech downed No. 24 Wisconsin, 75-64, in the first round of the 1998 NCAA regional in Gainesville. Guard Amy Wetzel converted a school record 16 of 17 free throw attempts and scored 28 points to pace the Hokies.

- The Hokies travelled to "Tobacco Road" on Nov. 17, 1998 to knock off sixth-ranked and eventual national runner-up Duke, 72-70, at Cameron Indoor Stadium. An injured Kim Seaver came off the bench to lead Tech with 14 points and nine rebounds.

- Tech defeated in-state rival and 17th-ranked Virginia, 81-65, on Nov. 30, 1998 at Cassell Coliseum. Tere Williams recorded her second straight double-double of the season with 21 points and 10 rebounds.

- On Nov. 30, 2000 Amy Wetzel hit a running 10-footer off the glass with 3.7 seconds remaining to give the Hokies a 57-56 win over 17th-ranked Virginia. The win marked the second consecutive time the Hokies had beaten the Cavaliers in Cassell Coliseum.

- Virginia Tech used a 13-0 run over the final five minutes to pick up a come-from-behind 65-59 win over No. 24 Villanova on Jan. 23, 2001. Tere Williams led Tech with 22 points followed by Amy Wetzel with 18.

- The Hokies made an impressive debut in the BIG EAST Tournament on Mar. 4, 2001 as they knocked off 23rd-ranked Villanova for the second time during the 2000-01 season with a 73-67 win in the Tournament quarterfinals in Storrs, Conn. Chrystal Starling came off the bench to lead Tech with 21 points while Williams chipped in with 20.

- On Nov. 19, 2001, Tech used a stingy defense and clutch free throw shooting in the closing seconds to defeat No. 16 Old Dominion 68-62. The Hokies held the Monarchs to only 37.7 percent from the field. Chrystal Starling led Tech with 20 points while Sarah Hicks added 14.

- The Hokies put together one of their best performances of the season on Jan. 9, 2002 with a 72-53 win over 24th-ranked Boston College. Tech shot a sizzling 59.1 percent from the field while holding the Eagles to only 31.1 percent. Ieva Kublina led the way with 19 points, 11 rebounds and five blocks while Chrystal Starling also contributed 19 points.

- Chrystal Starling, second in career free throw field goal percentage, came through in the clutch on Jan. 22, 2003 in Tech's 66-64 overtime win over No. 23 Rutgers. She was fouled with 1.2 seconds remaining in overtime and the senior calmly drained both free throws for the victory. Starling led the team with 21 points, 16 of which came in the second half and overtime.

- The Hokies used long-range shooting to pull off a 74-70 overtime victory against 23rd-ranked Boston College on Mar. 9, 2003 in the BIG EAST quarterfinals. After forcing the extra period with some clutch free throw shooting, Tech nailed three treys in the extra session to seal the win. Kublina registered 20 points, including two three-point baskets, while Starling added 18 and Dawn Chriss chipped in with 14 points.



Hokie players, staff and fans celebrate a 72-70 win over sixth-ranked Duke at Cameron Indoor Stadium in 1998. The Blue Devils would go on to advance to the championship game of the NCAA Tournament.

MILESTONE WINS

First Varsity Win

The Virginia Tech women's basketball team earned its first win as a varsity sport by defeating Bridgewater College, 59-55, in 1976. The Hokies, who overcame a five-point deficit, outscored the Eagles by nine points down the stretch to clinch the win. Sophomore Gail Kelley led the way with 17 points, followed by Karen Garbis' 13.

50th Win

Tech's 50th win as a varsity sport came on Jan. 28, 1981 against James Madison. Sis Spriggs was one of three Hokies in double figures with 15 points as Tech downed the Dukes, 66-58. Also in double figures were Tammie Edwards with 13 and Maureen Corrigan, who had 10 points to go with 10 rebounds.

100th Win

The Hokies picked up their century win by upsetting nationally ranked North Carolina, 74-73, in a thriller at Roanoke Va., on Dec. 1, 1984. Tech was paced by Renee Dennis' 17-point performance, but a number of players shined in the upset victory. Susan Walvius, a 6-2 center, added 16 points and five rebounds, guard Angie Kelly chipped in 15 points, and guard Maureen Donovan contributed seven points and six rebounds.

150th Win

Tech registered win No. 150 on January 16, 1988 when it squeaked past Louisville in Blacksburg, 68-67. Keying the victory was center Michelle Bain, who tallied 19 points and nine rebounds, while forward Wendy Sanders pumped in 16 points. Point guard Denise Kayajian had a career-high (at the time) eight assists to go along with nine points against the Lady Cardinals.

200th Win

Tech won its 200th game in the final of the 1991 Diamond Club Classic when it downed UNC Greensboro 84-65 in Cassell Coliseum. Phyllis Tonkin scored 20 points and grabbed nine rebounds to lead the Tech women. Lisa Griffith kicked in 17 points while Dayna Sonovick had nine rebounds and six assists.

250th Win

The Hokies won their 250th career game by knocking off 19th-ranked, Southern Mississippi, 83-76, in the final of the 1994 Metro Conference Tournament in Biloxi, Miss. Southern Miss was the tournament's



The Hokies celebrate winning the 1994 Metro Conference Tournament — and the program's 250th victory.

top seed. Christi Osborne led the way with 19 points while Sue Logsdon had 18, Lisa Leftwich pitched in with 17 and Jenny Root contributed 14 points.

300th Win

Tech posted its 300th win in the program's history in a 84-60 win over Rhode Island in the Hokies' 1997-98 conference opener. The Cassell Coliseum crowd witnessed an outstanding performance from guard Amy Wetzel, who finished with 14 points and three steals. The win also marked Bonnie Henrickson's first Atlantic 10 Conference win as a head coach.

350th Win

Tech picked up win No. 350 on January 6, 2000 when it coasted to a 81-38 win over Rhode Island. The victory was also Tech's

200th in Cassell Coliseum. The Hokies opened the game on a 12-0 run and cruised to a 42-16 halftime lead. The Hokies placed five players in double figures led by Nicole Jones, Kim Seaver, Chrystal Starling and Tere Williams with 12 points each. Tech outrebounded the Rams 44-24 and blocked seven shots in the victory.

400th Win

The Hokies recorded win No. 400 on January 19, 2002 with a 69-50 win over St. John's. Tech jumped out to a 39-20 halftime lead and cruised to the victory behind 16 points from Chrystal Starling along with Nicole Jones' 12 points and Sarah Hicks with 11. The Hokies held the Red Storm to only 30.8 percent from the field while Tech shot a sizzling 64.0 percent in the first half.



Coach Bonnie Henrickson is presented a commemorative ball by Associate A.D. Tom Gabbard following her 100th win at Tech during the 2001-2002 season. Henrickson has accumulated 135 wins with the Hokies heading into this season.

CONFERENCE TIMELINE

• **Feb. 13, 1872** — Virginia Tech is founded.

• **Oct. 21, 1892** — Tech played its first football game, recording a 14-10 win over St. Albans, a private boys prep school in Radford.

• **Feb. 25-26, 1921** — Tech, under the leadership of athletics director C.P. "Sally" Miles, joined the Southern Intercollegiate Conference as a charter member. Other members included Alabama, Alabama Polytechnic Institute (Auburn), Clemson, Georgia, Georgia School of Technology (Georgia Tech), Kentucky, Maryland, Mississippi Agricultural and Mechanical College (Mississippi State), North Carolina, North Carolina State, Tennessee, Virginia and Washington and Lee. In 1922, Louisiana State, Mississippi, South Carolina, Vanderbilt and Tulane joined the conference.

• **December 1923** — The name of the conference was officially changed to the Southern Conference. Also, conference officials added the University of the South to the conference. The following year, VMI joined the conference, and in 1929, Duke joined.

• **1932** — It was agreed that the 13 southern-most members should form a separate conference. The Southeastern Conference, thus, was formed with Alabama, Auburn, Florida, Georgia, Georgia Tech, Kentucky, LSU, Mississippi, Mississippi State, Sewanee, Tennessee, Tulane and Vanderbilt as the members.

• **1953** — The following seven colleges withdrew to form the Atlantic Coast Conference: Clemson, Duke, North Carolina, North Carolina State, Maryland, South Carolina and Wake Forest College.

• **June 1965** — Tech withdrew from the Southern Conference.

• **July 1965-May 1978** — Tech competed as an independent in virtually every varsity sport.

• **May 1978** — Tech ends its 13-year status as a major independent by accepting a bid to join the Metropolitan Collegiate Athletic Conference (a.k.a. the Metro) for all sports except football.

The Hokies join Cincinnati, Florida State, Louisville, Memphis State, St. Louis and Tulane in the Metro, which was founded in 1975.

"Affiliation with the Metro Conference is beneficial from the standpoint of scheduling, national identity and postseason activity," Tech president William Lavery said. "It will provide us with national exposure and television

coverage, as well as improve the basketball schedule and bring good teams to Blacksburg."

• **Feb. 5, 1991** — After 26 years as a football independent, Tech officially accepts a bid to join the newly-created BIG EAST Football Conference. Tech joined Miami, Syracuse, Boston College, Pittsburgh, West Virginia, Temple and Rutgers as charter members of the conference.

• **January 1995** — Five Metro members — UNC Charlotte, Tulane, Louisville, Southern Miss and South Florida — voted Tech and Virginia Commonwealth out of the league. At the time, those schools were planning merger with other Midwestern schools (hence, the birth of Conference USA) and the Hokies and Rams were not interested in such a merger. As a result, those five league members decided to vote them out of the league.

• **Feb. 3, 1995** — Tech, VCU and the Metro agree to a \$2.27 million settlement which the Hokies and Rams split. A portion of conference revenue was going to be withheld from the two schools, but this settlement put an end to the issue.

• **Two weeks later, 1995** — Tech joins the Atlantic 10 Conference for all sports except football, which is in the BIG EAST, and wrestling, which is in the Colonial. (Tech wrestling began competition in the Eastern Wrestling League in the 1997-98 season.)

Tech AD Dave Braine picked the Atlantic 10 over the Colonial because of three factors. "No. 1 was Northeast exposure," Braine told Bill Roth in the Feb. 17 issue of *The Hokie Huddler*. "No. 2 were the basketball rankings of the Atlantic 10 and the high level of play in the league. And No. 3, most of our out-of-state students are from the Northeast."

• **June 24, 1999** — Tech receives proposal from the BIG EAST Conference, inviting the school to join the conference for all sports.

• **July 20, 1999** — Tech submits a counterproposal, addressing financial issues that the school has with the original proposal. BIG EAST athletic directors address those concerns at the athletics directors' meetings in mid-July and submit the proposal to each school's respective president for a vote.

• **Aug. 24, 1999** — Tech and the BIG EAST announce that the Hokies will join the conference for all sports beginning in 2001-02.

"Virginia Tech is thrilled to become a full member of the BIG EAST Conference and

looks forward to its academic and athletic associations with the entire conference membership," Tech president Paul Torgersen said.

• **November 2, 1999** — BIG EAST Conference Presidents vote to advance Virginia Tech's participation as a full member to July 1, 2000.

• **June 18, 2003** — In a surprise move, presidents of Atlantic Coast Conference schools privately drop a plan to invite Miami, Boston College and Syracuse and instead, vote on inviting Virginia Tech and Miami. This comes after five weeks of negotiations with the other three schools for ACC invitations.

• **June 19, 2003** — Responding to speculation that Virginia Tech has been invited to join the ACC, the university issues a release stating that no offer has been extended officially or unofficially.

• **June 24, 2003** — Presidents of Atlantic Coast Conference schools hold a teleconference and vote to begin the official process of offering invitations to Virginia Tech and Miami.

• **June 25, 2003** — Atlantic Coast Conference officials make an official site visit to Virginia Tech, with the Hokies passing with flying colors. This is the final step before an official invitation can be extended.

• **June 27, 2003** — Virginia Tech President Charles Steger announces that the Hokies have officially accepted the ACC's invitation to join the conference.

"Today we have received the formal offer of membership, which we will accept," Steger said. "We know that this affiliation will be good for our students, athletes, fans, and communities for many years to come."

• **July 1, 2003** — Virginia Tech and Miami are officially introduced as the 10th and 11th members of the Atlantic Coast Conference at a press conference in Greensboro, N.C. The Hokies will officially join the ACC on July 1, 2004 and will begin play in the 2004-05 academic year.

"I'm excited for our fans and our constituency," Weaver said. "This membership is something that the fan base and alumni and friends of Virginia Tech have wanted for a long time. It's home for us. We've had prior relationships with these institutions for many years and this is something our fans are excited about. I'm happy for them, for our coaches and for our student-athletes."

INDIVIDUAL RECORDS

Most Points

Game: 34, Renee Dennis vs. Memphis State, 2-7-87
Season: 561, Amy Byrne, 1989-90
BIG EAST Game: 29, Ieva Kublina at Miami, 2-20-02
BIG EAST Season: 280, Ieva Kublina, 2001-02
BIG EAST Tourn. Game: 20 Tere Williams vs. Villanova, 3-4-01, and Ieva Kublina vs. Boston College, 3-9-03

Highest Scoring Average

Season: 20.0, Amy Byrne, 1989-90
BIG EAST Season: 17.5, Ieva Kublina, 2001-02

Most Field Goal Attempts

Game: 30, Renee Dennis, vs. Memphis State, 2-7-87
Season: 472, Renee Dennis, 1986-87
BIG EAST Game: 22, Tere Williams vs. Notre Dame, 3-5-01
BIG EAST Season: 219, Ieva Kublina, 2001-02
BIG EAST Tourn. Game: 22, Tere Williams vs. Notre Dame, 3-5-01

Most Field Goals Made

Game: 14, Renee Dennis vs. Florida State, 1-3-87, and Memphis State, 2-7-87
Season: 212, Renee Dennis, 1986-87
BIG EAST Game: 11, Ieva Kublina vs. Seton Hall, 2-17-02
BIG EAST Season: 113, Ieva Kublina, 2001-02
BIG EAST Tourn. Game: 8, Tere Williams vs. Villanova, 3-4-01

Most 3-Point Field Goal Attempts

Game: 15, Jeni Garber vs. South Carolina 2-16-91, Sarah Hicks vs. Duke, 12-08-99
Season: 224, Jeni Garber, 1990-91
BIG EAST Game: 9, Sarah Hicks vs. Boston College, 2-18-01, and at Syracuse, 1-23-02, Chrystal Starling at Syracuse, 1-23-02
BIG EAST Season: 76, Sarah Hicks, 2001-02
BIG EAST Tourn. Game: 7, Sarah Hicks vs. Notre Dame, 3-5-01

Most 3-Point Field Goals Made

Game: 8, Jeni Garber vs. South Carolina, 2-16-91
Season: 70, Jeni Garber, 1990-91
BIG EAST Game: 4, Sarah Hicks at Rutgers, 12-6-00, and at Miami, 2-5-02, Carrie Mason vs. Syracuse, 1-4-03, and Ieva Kublina at Seton Hall, 2-4-03
BIG EAST Season: 26, Sarah Hicks, 2001-02
BIG EAST Tourn. Game: 2, Ieva Kublina vs. Villanova, 3-4-01, Ieva Kublina vs. Boston College, 3-9-03

Most Consecutive Games Scoring a 3-Pointer

Overall Career: 18, Jeni Garber, 1988-91
BIG EAST Career: 7, Sarah Hicks, 2000-02, Carrie Mason, 2002-present.

Best Field Goal Percentage


Game: 1.000 (9-9), Amy Byrne vs. Kentucky, 2-19-89
Season: 60.2 (192-319), Tere Williams, 1998-99 (min. 200 attempts)
BIG EAST Game: 80.0 (8-10), Chrystal Starling at West Virginia, 2-14-01 (min. 5 made)
BIG EAST Season: 51.6 (113-219), Ieva Kublina, 2001-02 (min. 150 attempts)
BIG EAST Tourn. Game: 83.3 (5-6) Dawn Chriss vs. West Virginia, 3-8-03 (min. ? made)

Most Free Throws Attempted


Game: 17, Robin Lee vs. Florida State, 1-16-82; Christi Osborne vs. Oklahoma State, 12-20-94 and Amy Wetzel vs. Wisconsin, 3/14/98
Season: 203, Amy Byrne, 1989-90 and Amy Wetzel, 1998-99
BIG EAST Game: 11, Amy Wetzel at St. John's, 2-17-01, Wetzel vs. Villanova, 1-23-01; Ieva Kublina vs. Notre Dame, 2-9-03.
BIG EAST Season: 85, Ieva Kublina, 2002-03
BIG EAST Tourn. Game: 10, Chrystal Starling vs. Boston College, 3-9-03

Most Free Throws Made

Game: 16, Amy Wetzel vs. Wisconsin, 3/14/98
Season: 153, Amy Wetzel, 1998-99
BIG EAST Game: 11, Ieva Kublina vs. Notre Dame, 2-9-03
BIG EAST Season: 71, Ieva Kublina, 2002-03
BIG EAST Tourn. Game: 9, Chrystal Starling vs. Boston College, 3-9-03



Sarah Hicks



Amy Byrne

Best Free Throw Percentage

Game: 1.000 (13-13), Sue Logsdon vs. William & Mary, 1-2-91, 1.000 (11-11), Christi Osborne vs. Va. Commonwealth, 2-1-94, and Ieva Kublina, 2-9-03 vs. Notre Dame
Season: .889 (72-81), Sue Logsdon, 1990-91
BIG EAST Game: 1.000 (11-11) Ieva Kublina vs. Notre Dame 2-9-03, (10-10), Chrystal Starling at Providence, 2-3-01
BIG EAST Season: 86.4 (57-66), Chrystal Starling, 2001-02
BIG EAST Tourn. Game: 1.000 (6-6), Chrystal Starling vs. Villanova, 3-4-01 (min. 6 made). Ieva Kublina vs. Boston College, 3-9-03

Most Consecutive Free Throws

Season: 38, Christi Osborne, 1993-94
BIG EAST Season: 20, Chrystal Starling, 2000-01

Most Rebounds

Game: 21, Karen Garbis vs. James Madison, 2-16-78, Nicole Jones vs. Hampton, 12/29/99
Season: 275, Tammie Edwards, 1981-82
BIG EAST Game: 17, Ieva Kublina vs. Villanova, 2-22-03
BIG EAST Season: 132, Ieva Kublina, 2001-02
BIG EAST Tourn. Game: 12, Erin Gibson vs. West Virginia, 3-8-03

Best Rebounding Average

Season: 9.8, Tammie Edwards, 1981-82
BIG EAST Season: 8.3, Ieva Kublina, 2001-02

Most Steals

Game: 9, Taiqua Brittingham vs. Northwestern, 12-22-83
Season: 86, Lisa Witherspoon, 1998-99
BIG EAST Game: 6, Chrystal Starling vs. St. John's, 1-19-02
BIG EAST Season: 29, Amy Wetzel, 2000-01
BIG EAST Tourn. Game: 3, Emily Lipton vs. Connecticut, 3-10-03 and Davina Simmons vs. Connecticut, 3-10-03

Most Assists

Game: 13, Lisa Leftwich vs. Virginia Commonwealth, 2-8-92 and 13, Lisa Witherspoon vs. Dayton, 1-4-99; vs. Xavier, 2-28-99
Season: 246, Lisa Witherspoon, 1998-99
BIG EAST Game: 10, Lisa Guarneri at West Virginia, 2-14-01
BIG EAST Season: 63, Lisa Guarneri, 2001-02 and Carrie Mason, 2002-03
BIG EAST Tourn. Game: 5, Sarah Hicks vs. Notre Dame, 3-5-01, Amy Wetzel vs. Notre Dame, 3-5-01, Carrie Mason vs. West Virginia, 3-8-03 and Kerri Gardin vs. Connecticut, 3-10-03



Susan Walvius

Most Blocked Shots


Game: 9, Susan Walvius vs. Florida State, 1-4-86, and vs. Virginia, 12-10-85, and vs. Marshall, 2-12-85
Season: 93, Susan Walvius, 1985-86
BIG EAST Game: 7, Ieva Kublina vs. West Virginia, 1-16-02 and vs. Notre Dame, 2-9-03
BIG EAST Season: 48, Ieva Kublina, 2001-02
BIG EAST Tourn. Game: 5, Ieva Kublina vs. Boston College, 3-9-03

Most Minutes Played

Game: 54, Amy Wetzel vs. Dayton, 2-27-99 (3 OT) and Katie O'Connor vs. Dayton, 2-27-99, (3 OT)
Season: 1,108, Carrie Mason, 2002-03
BIG EAST Game: 45, Carrie Mason vs. Rutgers, 1-22-03 (OT) and vs. Boston College, 3-9-03 (OT)
BIG EAST Season: 595, Carrie Mason, 2002-03
BIG EAST Tourn. Game: 45, Carrie Mason & Ieva Kublina vs. Boston College, 3-9-03

Consecutive Double-Figure Scoring Games

Season: 28, Amy Byrne, 1989-90
Career: 38, Amy Byrne
BIG EAST Season: 9, Ieva Kublina, 2002-03
BIG EAST Career: 9, Ieva Kublina, 2000-present



Karen Garbis

INDIVIDUAL CAREER RECORDS

Most Points	1,791, Renee Dennis, 115 games, 1983-87
Best Scoring Average	15.6, Renee Dennis, 115 games, 1983-87
Most Field Goals Attempted	1,461, Renee Dennis, 115 games, 1983-87
Most Field Goals Made	694, Tere Williams, 118 games, 1997-2001
Best Field Goal Percentage550, Tere Williams, 118 games, 1997-2001
Most Free Throw Attempts	638, Renee Dennis, 115 games, 1983-87
Most Free Throws Made	489, Amy Wetzel, 129 games, 1996-2001
Best Free Throw Percentage829, Christi Osborne, 117 games, 1991-95
Most Rebounds	853, Tere Williams, 118 games, 1997-2001
Best Rebounding Average	7.2, Tere Williams, 118 games, 1997-2001
Most Assists	635, Lisa Witherspoon, 112 games, 1996-99
Most Steals	252, Taiqua Brittingham, 105 games, 1981-85
Most Blocked Shots	204, Susan Walvius, 105 games, 1982-86
Most Games Played	129, Amy Wetzel, 1996-2001
Most Games Started	119, Amy Wetzel, 1996-2001
Most Minutes Played	4,129, Amy Wetzel, 1996-2001

TEAM RECORDS

Most Points

Game: 117 vs. Mercer, 2-16-87
Season: 2,293, 30 games, 1983-84
BIG EAST Game: 92 at West Virginia, 2-14-01
BIG EAST Season: 1,027, 16 games, 2001-02
BIG EAST Tourn. Game: 74 vs. Boston College, 3-9-03

Most Points, Both Teams

Game: 201 (VT 117 vs. Mercer 84), 2-16-87; 201 (VT 103 vs. Dayton 98), 1-18-97
BIG EAST Game: 147 (VT 83 at Pittsburgh 64), 12-5-01
BIG EAST Tourn. Game: 144 (VT 74, Boston College 70, 3-9-03 OT)

Most Points, Home Floor

Game: 104 vs. Tulane, 1984-85
BIG EAST Game: 86 vs. Pittsburgh, 2-11-01

Most Points, Opponent's Floor

Game: 117 vs. Mercer, 2-16-87
BIG EAST Game: 92 at West Virginia, 2-14-01



Jenny Root led tech to a school-record 59-point win over Western Carolina in 1993.

Most Points, One Half

Game: 63 (2nd) vs. Western Carolina, 12-1-93
BIG EAST Game: 50 (2nd) vs. Georgetown, 2-12-03
BIG EAST Tourn. Game: 41(2nd) vs. Villanova, 3-4-01

Fewest Points, One Half

Game: 12 (1st) vs. Virginia, 1-9-78
BIG EAST Game: 15 (1st) vs. Connecticut, 2-7-01
BIG EAST Tourn. Game: 17 (1st) vs. Notre Dame, 3-5-01, vs. Rutgers (1st), 3-2-02

Fewest Points, Both Teams

Game: 84 (JMU 47 vs. VT 37), 1976-77
BIG EAST Game: 94 (VT 48 at Syracuse 46), 1-31-01
BIG EAST Tourn. Game: 87 (Rutgers 44, VT 43), 3-2-02

Largest Victory Margin

Game: 59 vs. Western Carolina (102-43), 12-1-93
BIG EAST Game: 39 at West Virginia (92-53), 2-14-01
BIG EAST Tourn. Game: 6 vs. Villanova (73-67), 3-4-01 and vs. West Virginia (66-60), 3-8-03

Worst Defeat

Game: 60 vs. Old Dominion (108-48), 1-27-78
BIG EAST Game: 52 vs. Connecticut (38-90), 2-7-01
BIG EAST Tourn. Game: 18 vs. Notre Dame (49-67), 3-5-01

Most Points In Losing

Game: 90 vs. Clemson, 12-29-84
BIG EAST Game: 66 at Miami, 1-28-03 (66-67 OT)
BIG EAST Tourn. Game: 54 vs. Connecticut, 3-10-03

Fewest Points Scored

Game: 33 vs. Tennessee, 2-22-95
BIG EAST Game: 38 vs. Connecticut, 2-7-01
BIG EAST Tourn. Game: 43 vs. Rutgers, 3-2-02

Fewest Points Allowed

Game: 35 vs. George Washington, 12-4-88
BIG EAST Game: 46 at Syracuse, 1-31-01, at Seton Hall, 2-4-03, vs. Georgetown, 2-12-03
BIG EAST Tourn. Game: 44 vs. Rutgers, 3-2-02

Most Points Allowed

Game: 108 vs. Old Dominion, 1-27-78
BIG EAST Game: 90 vs. Connecticut, 2-7-01
BIG EAST Tourn. Game: 71 vs. Connecticut, 3-10-03



Michelle Bain scored 20 of the team's school-record 117 points against Mercer.



Chrystal Starling scored 23 points in the Hokies' record 39-point BIG EAST win at West Virginia.



Jenny Garber connected on 8-of-15 3-point attempts against South Carolina in 1991.

Most Field Goals Attempted

Game: 94 vs. Appalachian State, 11-17-79
Season: 2,009, 30 games, 1983-84
BIG EAST Game: 66 vs. Boston College, 2-18-01
BIG EAST Season: 839, 16 games, 2002-03
BIG EAST Tourn. Game: 64 vs. Notre Dame, 3-5-01

Most Field Goals Made

Game: 51 vs. Mercer, 2-16-87
Season: 928, 29 games, 1984-85
BIG EAST Game: 34 at West Virginia, 2-14-01
BIG EAST Season: 368, 16 games, 2001-02
BIG EAST Tourn. Game: 25 vs. Villanova, 3-4-01

Best Field Goal Percentage

Game: 66.1 (37-56) at Appalachian State, 11-28-87
Season: 47.8 (771-1614), 31 games, 1999-00
BIG EAST Game: 60.7 (34-56) at West Virginia, 2-14-01
BIG EAST Season: 45.8 (368-804), 2001-02
BIG EAST Tourn. Game: 53.2 (25-47) vs. Villanova, 3-4-01

Most 3-Point Field Goals Made

Game: 12, vs. Southern Mississippi, 2-13-93
Season: 140, 2001-02
BIG EAST Game: 8 vs. Notre Dame, 1-3-01, vs. Syracuse, 1-4-03
BIG EAST Season: 65, 2001-02
BIG EAST Tourn. Game: 4 vs. Villanova, 3-4-01, vs. Boston College, 3-9-03

Most 3-Point Field Goal Attempts

Game: 26 vs. Syracuse, 1-4-03
Season: 396, 1990-91
BIG EAST Game: 26 vs Syracuse, 1-4-03
BIG EAST Season: 191, 2001-02
BIG EAST Tourn. Game: 16 vs. Notre Dame, 3-5-01

Most 3-Point Field Goals Made, Both Teams

Game: 17 (Tech vs. USC), 2-16-91; (Tech vs. Southern Mississippi), 1-18-93, (Tech vs. UT Martin, 12-28-03)
BIG EAST Game: 14 (Tech vs. Connecticut), 2-7-01, (Tech vs. Syracuse, 1-4-03)
BIG EAST Tourn. Game: 13 (Tech vs. Villanova), 3-4-01

Most 3-Point Field Goal Attempts, Both Teams

Game: 45 (Tech vs. USC) 2-16-91
BIG EAST Game: 43 (Tech vs. Connecticut), 2-7-01
BIG EAST Tourn. Game: 29 (Tech vs. Villanova), 3-4-01

Most Free Throws Attempted

Game: 58 vs. Yale, 1-9-82
Season: 754, 28 games, 1981-82
BIG EAST Game: 42 vs. Providence, 2-21-01
BIG EAST Season: 346, 2000-01
BIG EAST Tourn. Game: 27 vs. Boston College, 3-9-03

Most Free Throws Made

Game: 43 vs. Yale, 1-9-82
Season: 521, 30 games, 1993-94
BIG EAST Game: 30 vs. Providence, 2-24-01
BIG EAST Season: 249, 2000-01
BIG EAST Tourn. Game: 22 vs. Boston College, 3-9-03

Best Free Throw Percentage

Game: 1.000 (15-15) vs. William & Mary, 2-4-78
Season: .734, 30 games, 1993-94
BIG EAST Game: 91.7 (22-24) vs. Notre Dame, 2-9-03
BIG EAST Season: 73.3 (247-337), 2002-03
BIG EAST Tourn. Game: 90.5 (19-21) vs. Villanova, 3-4-01

Most Rebounds

Game: 75 vs. Liberty, 1-8-90
Season: 1,322, 29 games, 1979-80
BIG EAST Game: 55 at Miami, 1-28-03
BIG EAST Season: 599, 2002-03
BIG EAST Tourn. Game: 38 vs. West Virginia, 3-8-03

Highest Rebounding Average

Season: 47.6, 24 games, 1979-80
BIG EAST Season: 37.4, 2002-03

MISCELLANEOUS RECORDS

Tech's All-Time Varsity Record	428-329 (27 years)
Cassell Coliseum Record	241-103 (70.1%)
Consecutive Home Court Wins	25, 1992-94
Record in Metro Conference Tournament	13-17
Record in Atlantic 10 Conference Tournament	8-4
Record in BIG EAST Conference Tournament	3-3
Largest Margin of Victory at Home	59 vs. Western Carolina (102-43), 1993-94
Worst Defeat at Home	108-48, Old Dominion, 1977-78
Worst Defeat on the Road	93-44, Virginia, 1990-91; 93-44, Louisville, 1991-92
Most Games Played	32, 1997-98, 2001-02
Most Wins	28, 1998-99
Most Losses	21, 1996-97
Fewest Wins	7, 1976-77
Fewest Losses	3, 1998-99
Longest Winning Streak	18, 1998-99
Longest Losing Streak	7, 1977-78
Highest Scoring Average	78.3, 29 games, 1984-85
Lowest Defensive Average	56.6, 16 games, 1976-77
Highest Won-Lost Percentage903, 28-3, 1998-99
Lowest Won-Lost Percentage323, 10-21, 1996-97
Most Consecutive Winning Seasons	6, 1997-98/2002-03
Most Metro Conference Wins (reg. season)	10, 1994-95
Most Atlantic 10 Conference Wins (reg. season)	15, 1998-99
Most BIG EAST Conference Wins (reg. season)	11, 2001-02
Most Consecutive Metro Wins (reg. season)	6, 1994-95
Most Consecutive Atlantic 10 Wins (reg. season)	8, 1998-99
Most Consecutive BIG EAST Wins (reg. season)	6, 2001-02
Most Consecutive Metro Losses (reg. season)	6, 1987-88
Most Consecutive Atlantic 10 Losses (reg. season)	5, 1996-97
Most Consecutive BIG EAST Losses (reg. season)	3, 2001-02, 2002-03

SINGLE-GAME HIGHS

VIRGINIA TECH

Points

- 34 Renee Dennis vs. Memphis State, 2-7-87
- 33 Michelle Hollister vs. Fordham, 3-1-96
- 33 Renee Dennis vs. Florida State, 1-3-87
- 32 Ieva Kublina vs. Houston, 3-23-02
- Jenny Root vs. Morehead State, 2-25-93
- 31 Joyce Waddy vs. Mercer, 2-22-86
- 30 Dayna Sonovick vs. East Tennessee State, 12-4-91
- Renee Dennis vs. North Carolina, 12-4-85
- 29 Ieva Kublina at Miami, 2-20-02
- Michelle Hollister vs. La Salle, 1-25-96
- Jenny Root vs. Radford, 2-12-92
- Amy Byrne vs. Radford, 2-28-90
- Michelle Bain vs. Florida State, 2-20-88
- Susan Walvius vs. Mercer, 2-22-86
- Susan Walvius vs. Virginia, 12-10-85
- Robin Lee vs. Florida State, 1-16-82
- 28 Sarah Hicks at Louisiana State, 11-25-01
- Amy Wetzel vs. Xavier, 2-28-99
- Amy Wetzel vs. Wisconsin, 3-14-98
- Michelle Hollister vs. George Washington, 2-27-96
- Jeni Garber vs. Memphis State, 3-9-89

Rebounds

- 21 Nicole Jones vs. Hampton, 12/29/99
- Karen Garbis vs. James Madison, 2-16-78
- 19 Tammie Edwards vs. Detroit, 12-28-81
- Debbie Stovall vs. Emory and Henry, 12-9-77
- 18 Joyce Waddy vs. Louisville, 2-23-87
- Susan Walvius vs. Florida State, 1-4-86
- Peg Bunger vs. West Virginia, 2-22-78
- Peg Bunger vs. Va. Commonwealth, 2-17-78
- 17 Ieva Kublina vs. Villanova, 2-22-03
- Michelle Hollister vs. James Madison, 12-21-97
- Tammie Edwards vs. N.C. State, 12-6-82



Renee Dennis

OPPONENTS

Points

- 41 Bev Smith (Morehead State), 2-25-93
- Stephanie Howard (Radford), 2-10-88
- 39 Keisha Johnson (Tulane), 1-15-94
- Janet Knight (Clemson), 12-29-84
- 38 Korie Hlede (Duquesne), 1-27-98
- 37 Beth Hunt (South Carolina), 2-5-90
- 36 Cheryl Cook (Cincinnati), 1-28-84
- Karen Pelphrey (Marshall), 11-29-82
- 35 Kelly Hoover (Va. Commonwealth), 3-2-87
- Christi Hester (Dayton), 1-18-97
- 34 Heather Burge (Virginia), 12-8-92
- Bev Burnette (Florida State), 2-20-88
- Cheryl Cook (Cincinnati), 1-26-85
- Karen Stephens (Temple), 12-28-82
- Susan Highfill (Roanoke), 2-15-77
- 33 Katie Beck (ETSU), 1-21-86
- Caroline Mast (Ohio Univ.), 11-24-84
- 32 Chandi Jones (Houston), 3-23-02
- Daphne Hawkins (Virginia), 12-8-87

Rebounds

- 22 DeShawne Blocker (East Tennessee St.), 1-2-94
- 21 Glenda Stokes (Florida State), 1-16-82
- Anne Donovan (Old Dominion), 3-6-81
- Pam Miklasevich (Pittsburgh), 2-19-80
- 20 Kristin Wilson (UNCC), 2-24-86
- 19 Wilhelmina Smith (Southern Miss), 2-24-84
- Anne Donovan (Old Dominion), 12-20-82
- Paula Bennett (UNCC), 1-26-80



Nicole Jones



Amy Byrne

RECORDS BY CLASS

Sophomore Year

Points	498	Ieva Kublina	2001-02
Scoring Average	17.3	Michelle Hollister	1995-96
FG Made	198	Ieva Kublina	2001-02
FG Attempted	419	Ieva Kublina	2001-02
FG Percentage602	Tere Williams	1998-99
3PT FG Made	36	Sarah Hicks	1999-00
3PT FG Attempted	140	Sarah Hicks	1999-00
3PT FG Percentage487	Dayna Sonovick	1988-89
FT Made	153	Amy Wetzel	1998-99
FT Attempted	203	Amy Wetzel	1998-99
FT Percentage831	Lisa Griffith	1990-91
Rebounds	249	Ieva Kublina	2001-02
Rebounding Average	9.1	Michelle Hollister	1995-96
Assists	124	Lisa Witherspoon	1996-97
Steals	70	Sandy Berry	1978-79
Blocks	86	Ieva Kublina	2001-02

Junior Year

Points	538	Renee Dennis	1985-86
Scoring Average	19.9	Renee Dennis	1985-86
FG Made	201	Renee Dennis	1985-86
FG Attempted	445	Renee Dennis	1985-86
FG Percentage595	Terre Williams	1999-00
3PT FG Made	57	Jeni Garber	1988-89
3PT FG Attempted	173	Jeni Garber	1988-89
3PT FG Percentage460	Sue Logsdon	1992-93
FT Made	136	Renee Dennis	1985-86
FT Attempted	202	Renee Dennis	1985-86
FT Percentage874	Christi Osborne	1993-94
Rebounds	275	Tammie Edwards	1981-82
Rebounding Average	9.8	Tammie Edwards	1981-82
Assists	219	Lisa Witherspoon	1997-98
Steals	78	Taiqua Brittingham	1983-84
Blocks	73	Susan Walvius	1984-85

Freshman Year

Points	427	Kim Seaver	1996-97
Scoring Average	13.8	Kim Seaver	1996-97
FG Made	182	Kim Seaver	1996-97
FG Attempted	352	Julie Williams	1979-80
FG Percentage604	Kim Seaver	1996-97
3PT FG Made	53	Nicole Jones	1998-99
3PT FG Attempted	138	Sarah Hillyer	1989-90
3PT FG Percentage408	Sarah Hillyer	1989-90
FT Made	112	Carrie Mason	2002-03
FT Attempted	140	Amy Wetzel	1997-98
FT Percentage889	Amy Wetzel	1997-98
Rebounds	237	Sue Logsdon	1990-91
Rebounding Average	7.6	Tere Williams	1997-98
Assists	106	Tere Williams	1997-98
Steals	57	Carrie Mason	2002-03
Blocks	35	Sonya Dalton	1979-80
		Amy Wetzel	1997-98
		Ieva Kublina	2000-01

Senior Year

Points	561	Amy Byrne	1989-90
Scoring Average	20.0	Amy Byrne	1989-90
FG Made	212	Renee Dennis	1986-87
FG Attempted	472	Renee Dennis	1986-87
FG Percentage564	Michelle Bain	1987-88
3PT FG Made	70	Jeni Garber	1990-91
3PT FG Attempted	224	Jeni Garber	1990-91
3PT FG Percentage400	Sarah Hicks	2001-02
FT Made	151	Amy Byrne	1989-90
FT Attempted	203	Amy Byrne	1989-90
FT Percentage863	Chrystal Starling	2002-03
Rebounds	272	Susan Walvius	1985-86
Rebounding Average	9.7	Susan Walvius	1985-86
Assists	246	Lisa Witherspoon	1998-99
Steals	86	Lisa Witherspoon	1998-99
Blocks	93	Susan Walvius	1985-86

YEAR-BY-YEAR LEADERS

Scoring Average

76-77	Kelly Bradley	13.0
77-78	Karen Garbis	12.6
78-79	Karen Garbis	12.1
79-80	Julie Williams	12.4
80-81	Maureen Corrigan	11.7
81-82	Robin Lee	12.5
82-83	Tammie Edwards	11.0
83-84	Taiqua Brittingham	13.3
84-85	Renee Dennis	14.2
85-86	Renee Dennis	19.9
86-87	Renee Dennis	19.2
87-88	Michelle Bain	16.8
88-89	Amy Byrne	15.0
89-90	Amy Byrne	20.0
90-91	Jeni Garber	13.6
91-92	Lisa Griffith	12.3
92-93	Jenny Root	14.9
93-94	Christi Osborne	14.5
94-95	Jenny Root	16.5
95-96	Michelle Hollister	17.3
96-97	Kim Seaver	13.8
97-98	Tere Williams	13.4
98-99	Tere Williams	15.6
99-00	Tere Williams	15.2
00-01	Tere Williams	15.2
01-02	Ieva Kublina	15.6
02-03	Ieva Kublina	15.0

Points

76-77	Kelly Bradley	208
77-78	Peg Bunger	288
78-79	Karen Garbis	291
79-80	Julie Williams	359
80-81	Maureen Corrigan	350
81-82	Robin Lee	350
82-83	Tammie Edwards	275
83-84	Taiqua Brittingham	387
84-85	Renee Dennis	412
85-86	Renee Dennis	538
86-87	Renee Dennis	558
87-88	Michelle Bain	471
88-89	Amy Byrne	435
89-90	Amy Byrne	561
90-91	Jeni Garber	367
91-92	Lisa Griffith	333
92-93	Jenny Root	416
93-94	Christi Osborne	434
94-95	Jenny Root	510
95-96	Michelle Hollister	467
96-97	Kim Seaver	427
97-98	Tere Williams	414
98-99	Tere Williams	468
99-00	Tere Williams	411
00-01	Tere Williams	457
01-02	Ieva Kublina	498
02-03	Ieva Kublina	481



Julie Williams

Rebounds

76-77	Karen Garbis	96
77-78	Peg Bunger	184
78-79	Sandy Berry	176
79-80	Julie Williams	227
80-81	Maureen Corrigan	172
81-82	Tammie Edwards	275
82-83	Tammie Edwards	215
83-84	Robin Lee	171
84-85	Renee Dennis	215
85-86	Susan Walvius	272
86-87	Renee Dennis	205
87-88	Michelle Bain	215
88-89	Missy Sallade	252
89-90	Missy Sallade	237
90-91	Dayna Sonovick	157
91-92	Angela Donnell	147
92-93	Jenny Root	224
93-94	Jenny Root	218
94-95	Jenny Root	253
95-96	Michelle Hollister	245
96-97	Renee Maitland	191
97-98	Tere Williams	237
98-99	Tere Williams	221
99-00	Tere Williams	218
00-01	Tere Williams	177
01-02	Ieva Kublina	249
02-03	Ieva Kublina	238

Rebounding Average

76-77	Karen Garbis	7.4
77-78	Karen Garbis	8.1
78-79	Sandy Berry	7.3
79-80	Julie Williams	7.8
80-81	Maureen Corrigan	5.7
81-82	Tammie Edwards	9.8
82-83	Tammie Edwards	8.6
83-84	Robin Lee	5.7
84-85	Renee Dennis & Susan Walvius	7.4
85-86	Susan Walvius	9.7
86-87	Renee Dennis	7.1
87-88	Michelle Bain	7.7
88-89	Missy Sallade	8.7
89-90	Missy Sallade	8.5
90-91	Dayna Sonovick	5.8
91-92	Angela Donnell	5.3
92-93	Jenny Root	8.0
93-94	Jenny Root	7.3
94-95	Jenny Root	8.2
95-96	Michelle Hollister	9.1
96-97	Renee Maitland	6.2
97-98	Tere Williams	7.6
98-99	Tere Williams	7.4
99-00	Tere Williams	8.1
00-01	Tere Williams	5.9
01-02	Ieva Kublina	7.8
02-03	Ieva Kublina	7.4



Ieva Kublina

Field Goals Made

76-77	Kelly Bradley	94
77-78	Karen Garbis	125
78-79	Karen Garbis	146
79-80	Julie Williams	167
80-81	Maureen Corrigan	120
81-82	Kathy Hanover	132
82-83	Kathy Hanover	109
83-84	Taiqua Brittingham	164
84-85	Susan Walvius	175
85-86	Susan Walvius	202
86-87	Renee Dennis	212
87-88	Michelle Bain	204
88-89	Amy Byrne	163
89-90	Amy Byrne	205
90-91	Dayna Sovnick	135
91-92	Lisa Griffith	132
92-93	Jenny Root	163
93-94	Jenny Root	165
94-95	Jenny Root	204
95-96	Michelle Hollister	177
96-97	Kim Seaver	182
97-98	Tere Williams	170
98-99	Tere Williams	192
99-00	Tere Williams	156
00-01	Tere Williams	176
01-02	Ieva Kublina	198
02-03	Ieva Kublina	173

Field Goal Percentage

76-77	Kelly Bradley	.461
77-78	Peg Bunger	.466
78-79	Peg Bunger	.496
79-80	Julie Williams	.474
80-81	Julie Williams	.490

81-82	Taiqua Brittingham	.525
82-83	Taiqua Brittingham	.460
83-84	Taiqua Brittingham	.529
84-85	Joyce Waddy	.538
85-86	Joyce Waddy	.508
86-87	Michelle Bain	.526
87-88	Michelle Bain	.564
88-89	Missy Sallade	.573
89-90	Amy Byrne	.498
90-91	Lisa Griffith	.469
91-92	Lisa Griffith	.500
92-93	Jenny Root	.580
93-94	Jenny Root	.511
94-95	Jenny Root	.533
95-96	Michelle Hollister	.492
96-97	Kim Seaver	.517
97-98	Tere Williams	.538
98-99	Tere Williams	.602
99-00	Tere Williams	.595
00-01	Tere Williams	.481
01-02	Ieva Kublina	.473
02-03	Erin Gibson	.474

3-Pt Field Goals Made

87-88	Lisa Haney	29
88-89	Jeni Garber	57
89-90	Sarah Hillyer	53
90-91	Jeni Garber	70
91-92	Dayna Sovnick	28
92-93	Lisa Griffith	31
93-94	Sue Logsdon	25
94-95	Christi Osborne	23
95-96	Sherry Banks	28
96-97	Renee Maitland	36
97-98	Maria Albertsson	20
98-99	Maria Albertsson	31
99-00	Sarah Hicks	36
00-01	Sarah Hicks	42
01-02	Sarah Hicks	64
02-03	Carrie Mason	42

Free Throws Made

76-77	Karen Garbis	37
77-78	Karen Garbis	68
78-79	Sis Spriggs	51
79-80	Sandy Berry	58
80-81	Maureen Corrigan	110
81-82	Tammie Edwards	100
82-83	Tammie Edwards	73
83-84	Robin Lee	79
84-85	Renee Dennis	86
85-86	Renee Dennis	136
86-87	Renee Dennis	134
87-88	Michelle Bain	63
88-89	Missy Sallade	124
89-90	Amy Byrne	151
90-91	Lisa Griffith	74
91-92	Jenny Root	50
92-93	Jenny Root	90
93-94	Christi Osborne	97
94-95	Jenny Root	102
95-96	Michelle Hollister	107
96-97	Kim Seaver	63
97-98	Amy Wetzel	112
98-99	Amy Wetzel	153
99-00	Amy Wetzel	101
00-01	Tere Williams	104
01-02	Chrystal Starling	104
02-03	Ieva Kublina	112

Kelly Drinka

Free Throw Percentage

(Minimum of 2 attempts per game)

76-77	Thea Bertoia	.656
77-78	Karen Garbis	.648
78-79	Pauline Landes	.606
79-80	Sandy Berry	.763
80-81	Maureen Corrigan	.775
81-82	Maureen Corrigan	.737
82-83	Taiqua Brittingham	.660
83-84	Robin Lee	.760
84-85	Robin Lee	.720
88-89	Amy Byrne	.820
89-90	Amy Byrne	.744
90-91	Sue Logsdon	.889
91-92	Jenny Root	.714
92-93	Lisa Griffith	.836
93-94	Christi Osborne	.874
94-95	Christi Osborne	.816
95-96	Terri Garland	.779
96-97	Katie O'Connor	.820
97-98	Kelly Drinka	.870
98-99	Amy Wetzel	.754
99-00	Tere Williams	.811
00-01	Chrystal Starling	.869
01-02	Chrystal Starling	.806
02-03	Chrystal Starling	.863

Assists

76-77	<i>not recorded</i>	
77-78	Gail Kelly	46
78-79	Sandy Berry	120
79-80	Sandy Berry	139
80-81	Sandy Berry	125
81-82	Jackie Ansley	94
82-83	Jackie Ansley	94
83-84	Jackie Ansley	115
84-85	Taiqua Brittingham	114
85-86	Maureen Donovan	164
86-87	Maureen Donovan	143
87-88	Denise Kayajian	97
88-89	Stephanie Green	108
89-90	Sandy Michel	83
90-91	Jeni Garber	108
91-92	Phyllis Tonkin	97
92-93	Lisa Leftwich	100
93-94	Lisa Leftwich	110
94-95	Terri Garland	116
95-96	Terri Garland	102
96-97	Lisa Witherspoon	124
97-98	Lisa Witherspoon	219
98-99	Lisa Witherspoon	246
99-00	Amy Wetzel	152
00-01	Amy Wetzel	86
01-02	Lisa Guarneri	127
02-03	Carrie Mason	106



Taiqua Brittingham

TECH'S TOP TEN

The Hokies' Best Performances Through 27 Varsity Seasons

Points (Career)

1983-87	Renee Dennis, 115 games	1791
97-01	Tere Williams, 118 games	1750
91-95	Jenny Root, 117 games	1582
91-95	Christi Osborne, 117 games	1500
96-01	Amy Wetzel, 129 games	1444
99-03	Chrystal Starling, 121 games	1340
86-90	Amy Byrne, 113 games	1291
00-	Ieva Kublina, 95 games	1221
82-86	Susan Walvius, 105 games	1161
81-85	Robin Lee, 112 games	1147

Points (Season)

1989-90	Amy Byrne, Sr., 28 games	561
86-87	Renee Dennis, Sr., 29 games	558
85-86	Renee Dennis, Jr., 27 games	538
94-95	Jenny Root, Sr., 31 games	510
01-02	Ieva Kublina, So., 32 games	498
02-03	Ieva Kublina, Jr., 32 games	481
85-86	Susan Walvius, Sr., 28 games	475
87-88	Michelle Bain, Sr., 28 games	471
98-99	Tere Williams, So., 31 games	468
95-96	Michelle Hollister, So., 27 games	467

Scoring Average (Career)

1983-87	Renee Dennis, 115 games	15.6
97-01	Tere Williams, 118 games	14.8
91-95	Jenny Root, 117 games	13.5
00-	Ieva Kublina, 95 games	12.9
91-95	Christi Osborne, 117 games	12.8
88-91	Jeni Garber, 56 games	12.6
86-90	Amy Byrne, 113 games	11.4
96-01	Amy Wetzel, 129 games	11.2
99-03	Chrystal Starling, 121 games	11.1
86-87	Susan Walvius, 105 games	11.1

Scoring Average (Season)

1989-90	Amy Byrne, Sr., 28 games	20.0
85-86	Renee Dennis, Jr., 27 games	19.9
86-87	Renee Dennis, Sr., 29 games	19.2
95-96	Michelle Houseright, So., 27 games	17.3
85-86	Susan Walvius, Sr., 28 games	17.0
87-88	Michelle Bain, Sr., 28 games	16.8
94-95	Jenny Root, Sr., 31 games	16.5
01-02	Ieva Kublina, So., 32 games	15.6
98-99	Tere Williams, So., 31 games	15.6
00-01	Tere Williams, Sr., 30 games	15.2



Renee Dennis

Field Goal Percentage (Career)

(Minimum 3 made per game)		
1997-01	Tere Williams, 118 games (694-1263)	.550
91-95	Jenny Root, 117 games (626-1163)	.538
86-90	Missy Sallade, 108 games (328-630)	.521
84-88	Michelle Bain, 110 games (447-851)	.511
81-85	Taiqua Brittingham, 105 games (383-751)	.510
82-86	Susan Walvius, 105 games (505-1046)	.483
79-81	Julie Williams, 58 games (269-560)	.480
86-90	Amy Byrne, 113 games (479-1021)	.470
89-93	Lisa Griffith, 102 games (389-832)	.467
95-99	Michelle Houseright, 115 games (426-912)	.467

Field Goal Percentage (Season)

(Minimum 4 made per game)		
1998-99	Tere Williams, So., 31 games (192-319)	.602
99-00	Tere Williams, Jr., 27 games (156-262)	.595
92-93	Jenny Root, So., 28 games (163-281)	.580
88-89	Missy Sallade, Jr., 29 games (138-241)	.573
87-88	Michelle Bain, Sr., 28 games (204-362)	.564
97-98	Tere Williams, Fr., 31 games (170-316)	.538
94-95	Jenny Root, Sr., 31 games (204-383)	.533
83-84	Taiqua Brittingham, Jr., 29 games (164-310)	.529
86-87	Michelle Bain, Jr., 29 games (131-249)	.526
84-85	Renee Dennis, So., 29 games (163-313)	.521

Field Goals Made (Career)

1997-01	Tere Williams, 118 games	694
83-87	Renee Dennis, 115 games	680
91-95	Jenny Root, 117 games	626
91-95	Christi Osborne, 117 games	581
82-86	Susan Walvius, 105 games	505
86-90	Amy Byrne, 113 games	479
99-03	Chrystal Starling, 121 games	462
00-	Ieva Kublina, 95 games	458
82-86	Angie Kelly, 104 games	451
84-88	Michelle Bain, 110 games	447

Field Goals Made (Season)

1986-87	Renee Dennis, Sr., 29 games	212
89-90	Amy Byrne, Sr., 28 games	205
94-95	Jenny Root, Sr., 31 games	204
87-88	Michelle Bain, Sr., 28 games	204
85-86	Susan Walvius, Sr., 28 games	202
85-86	Renee Dennis, Jr., 27 games	201
01-02	Ieva Kublina, So., 32 games	198
98-99	Tere Williams, So., 31 games	192
96-97	Kim Seaver, Fr., 31 games	182
95-96	Michelle Houseright, So., 27 games	177

3-Point FG Made (Career)

1997-02	Sarah Hicks, 119 games	157
88-91	Jeni Garber, 56 games	127
87-92	Dayna Sonovick, 85 games	84
91-95	Christi Osborne, 117 games	71
96-01	Amy Wetzel, 129 games	67
99-03	Chrystal Starling, 121 games	65
94-98	Renee Maitland, 99 games	64
89-93	Lisa Griffith, 102 games	64
93-97	Sherry Banks, 113 games	60
00-	Ieva Kublina, 95 games	56

3-Point FG Made (Season)

1990-91	Jeni Garber, Sr., 27 games	70
01-02	Sarah Hicks, Sr., 32 games	64
88-89	Jeni Garber, Jr., 29 games	57
89-90	Sarah Hillyer, Fr., 28 games	53
02-03	Carrie Mason, Fr., 32 games	42
00-01	Sarah Hicks, Jr., 31 games	42
99-00	Sarah Hicks, So., 31 games	36
96-97	Renee Maitland, Jr., 31 games	36
90-91	Dayna Sonovick, Jr., 27 games	32
92-93	Lisa Griffith, Sr., 28 games	31

Free Throws Made (Career)

1996-01	Amy Wetzel, 129 games	489
83-87	Renee Dennis, 115 games	431
97-01	Tere Williams, 118 games	361
99-03	Chrystal Starling, 121 games	351
86-90	Amy Byrne, 113 games	333
91-95	Jenny Root, 117 games	329
81-85	Robin Lee, 112 games	289
86-90	Missy Sallade, 108 games	270
91-95	Christi Osborne, 117 games	267
91-95	Lisa Leftwich, 111 games	264

Free Throws Made (Season)

1998-99	Amy Wetzel, So., 31 games	153
89-90	Amy Byrne, Sr., 28 games	151
85-86	Renee Dennis, Jr., 27 games	136
86-87	Renee Dennis, Sr., 29 games	134
88-89	Missy Sallade, Jr., 29 games	124
02-03	Ieva Kublina, Jr., 32 games	112
97-98	Amy Wetzel, r-Fr., 31 games	112
80-81	Maureen Corrigan, Jr., 30 games	110
88-89	Amy Byrne, Jr., 29 games	109
89-90	Missy Sallade, Sr., 28 games	108



Tere Williams

Rebounds (Career)

1997-01	Tere Williams, 118 games	853
91-95	Jenny Root, 117 games	815
83-87	Renee Dennis, 115 games	792
79-83	Tammie Edwards, 107 games	748
82-86	Susan Walvius, 105 games	644
00-	Ieva Kublina, 95 games	641
84-88	Michelle Bain, 110 games	619
86-90	Amy Byrne, 113 games	618
86-90	Missy Sallade, 108 games	610
95-99	Michelle Houseright, 115 games	609

Rebounds (Season)

1981-82	Tammie Edwards, Jr., 28 games	275
85-86	Susan Walvius, Sr., 28 games	272
94-95	Jenny Root, Sr., 31 games	253
88-89	Missy Sallade, Jr., 29 games	252
01-02	Ieva Kublina, So., 32 games	249
95-96	Michelle Hollister, So., 27 games	245
02-03	Ieva Kublina, Jr., 95 games	238
89-90	Missy Sallade, Sr., 28 games	237
97-98	Tere Williams, Fr., 31 games	237
79-80	Julie Williams, Fr., 29 games	227



Maureen Donovan

Rebounding Average (Career)

1997-01	Tere Williams, 118 games	7.2
91-95	Jenny Root, 117 games	7.0
76-79	Karen Garbis, 62 games	7.0
79-83	Tammie Edwards, 107 games	7.0
83-87	Renee Dennis, 115 games	6.9
00-	Ieva Kublina, 95 games	6.8
79-81	Julie Williams, 58 games	6.3
82-86	Susan Walvius, 105 games	6.1
86-88	Wendy Sanders, 54 games	5.9
01-	Erin Gibson, 63 games	5.8

Rebounding Average (Season)

1981-82	Tammie Edwards, Jr., 28 games	9.8
85-86	Susan Walvius, Sr., 28 games	9.7
95-96	Michelle Houseright, So., 27 games	9.1
88-89	Missy Sallade, Jr., 29 games	8.7
82-83	Tammie Edwards, Sr., 25 games	8.6
89-90	Missy Sallade, Sr., 28 games	8.5
99-00	Tere Williams, Jr., 27 games	8.4
85-86	Renee Dennis, Jr., 27 games	8.3
94-95	Jenny Root, Sr., 31 games	8.2
77-78	Karen Garbis, Jr., 22 games	8.1

Assists (Career)

1996-99	Lisa Witherspoon, 112 games	635
83-87	Maureen Donovan, 115 games	410
96-01	Amy Wetzel, 129 games	399
78-81	Sandy Berry, 83 games	384
91-95	Lisa Leftwich, 111 games	371
92-96	Terri Garland, 114 games	369
88-92	Phyllis Tonkin, 100 games	319
91-95	Christi Osborne, 117 games	316
81-84	Jackie Ansley, 83 games	312
81-85	Taiqua Brittingham, 105 games	303

Assists (Season)

1998-99	Lisa Witherspoon, Sr., 30 games	246
97-98	Lisa Witherspoon, Jr., 31 games	219
85-86	Maureen Donovan, Jr., 28 games	164
99-00	Amy Wetzel, Jr., 31 games	152
86-87	Maureen Donovan, Sr., 29 games	143
79-80	Sandy Berry, Jr., 29 games	139
01-02	Lisa Guarneri, Sr., 32 games	127
80-81	Sandy Berry, Sr., 30 games	125
96-97	Lisa Witherspoon, So., 23 games	124
78-79	Sandy Berry, So., 24 games	120

Blocked Shots (Career)

1982-86	Susan Walvius, 105 games	204
00-	Ieva Kublina, 95 games	183
91-95	Jenny Root, 117 games	133
84-88	Michelle Bain, 110 games	109
96-00	Kim Seaver, 85 games	106
79-81	Julie Williams, 82 games	82
89-93	Lisa Griffith, 102 games	77
86-90	Missy Sallade, 108 games	71
00-01	Tere Williams, 118 games	67
92-96	Cynthia Lee, 110 games	65

Blocked Shots (Season)

1985-86	Susan Walvius, Sr., 28 games	93
01-02	Ieva Kublina, So., 32 games	86
84-85	Susan Walvius, Jr., 28 games	73
02-03	Ieva Kublina, Jr., 32 games	62
96-97	Kim Seaver, Fr., 31 games	54
96-97	Meg Hunter, Fr., 31 games	49
79-80	Julie Williams, Fr., 29 games	43
86-87	Michelle Bain, Jr., 29 games	43
92-93	Jenny Root, So., 28 games	39
94-95	Jenny Root, Sr., 31 games	37

Steals (Career)

1981-85	Taiqua Brittingham, 105 games	252
96-01	Amy Wetzel, 129 games	235
96-99	Lisa Witherspoon, 112 games	219
78-81	Sandy Berry, 83 games	175
91-95	Lisa Leftwich, 111 games	161
81-84	Jackie Ansley, 83 games	157
92-96	Terri Garland, 114 games	144
83-87	Maureen Donovan, 115 games	142
82-86	Angie Kelly, 104 games	140
99-03	Chrystal Starling, 121 games	127

Steals (Season)

1998-99	Lisa Witherspoon, Sr., 30 games	86
83-84	Taiqua Brittingham, Jr., 29 games	78
96-97	Renee Maitland, Jr., 31 games	77
78-79	Sandy Berry, So., 24 games	70
83-84	Jackie Ansley, Sr., 30 games	68
84-85	Taiqua Brittingham, Sr., 23 games	66
82-83	Taiqua Brittingham, So., 25 games	62
97-98	Lisa Witherspoon, Jr., 31 games	62
88-89	Jeni Garber, Jr., 29 games	60
79-80	Sonya Dalton, Fr., 29 games	57
97-98	Amy Wetzel, r-Fr., 31 games	57
99-00	Amy Wetzel, Jr., 31 games	57



Tammie Edwards

Free Throw Percentage (Career)

(Minimum 1.5 made per game)

1991-95	Christi Osborne, 117 games	(267-322)	.829
99-03	Chrystal Starling, 121 games	(351-425)	.826
90-94	Sue Logsdon, 105 games	(203-257)	.790
89-93	Lisa Griffith, 102 games	(191-247)	.773
80-82	Maureen Corrigan, 55 games	(166-218)	.761
86-90	Amy Byrne, 113 games	(333-438)	.760
96-99	Katie O'Connor, 120 games	(216-286)	.755
00-	Ieva Kublina, 95 games	(249-332)	.750
81-85	Robin Lee, 112 games	(289-387)	.747
82-86	Angie Kelly, 104 games	(190-257)	.739

Free Throw Percentage (Season)

(Min. 60 attempts)

1990-91	Sue Logsdon, Fr., 27 games	(72-81)	.889
93-94	Christi Osborne, Jr., 30 games	(97-111)	.874
00-01	Chrystal Starling, So., 31 games	(93-107)	.869
02-03	Chrystal Starling, Sr., 27 games	(88-102)	.863
92-93	Lisa Griffith, Sr., 28 games	(62-74)	.838
90-91	Lisa Griffith, So., 27 games	(74-89)	.831
88-89	Amy Byrne, Jr., 29 games	(109-133)	.820
94-95	Christi Osborne, Sr., 31 games	(71-87)	.816
01-02	Chrystal Starling, Jr., 32 games	(104-129)	.806
02-03	Ieva Kublina, Jr., 32 games	(112-140)	.800
97-98	Amy Wetzel, r-Fr., 31 games	(112-140)	.800



Sue Logsdon

1000-POINT CLUB

Renee Dennis • 1,791

Year	G/GS	Min.	FG-FGA	Pct.	3P-3PA	Pct.	FT-FTA	Pct.	Reb.	Avg.	A	TO	BS	ST	Pts.	Avg.
1983-84	30/2	618	104-231	.450	-----	----	75-116	.647	148	4.9	9	50	5	11	283	9.4
1984-85	29/25	789	163-313	.521	-----	----	86-138	.623	215	7.4	11	73	8	21	412	14.2
1985-86	27/27	956	201-445	.452	-----	----	136-202	.673	224	8.3	25	98	5	22	538	19.9
1986-87	29/29	1001	212-472	.449	-----	----	134-182	.736	205	7.1	46	100	0	22	558	19.2
Total	115/83	3364	680-1461	.465	-----	----	431-638	.676	792	6.9	91	321	18	76	1,791	15.6

Tere Williams • 1,750

Year	G/GS	Min.	FG-FGA	Pct.	3P-3PA	Pct.	FT-FTA	Pct.	Reb.	Avg.	A	TO	BS	ST	Pts.	Avg.
1997-98	31/28	776	170-316	.538	0-0	.000	74-124	.597	237	7.6	16	85	15	36	414	13.4
1998-99	30/29	822	192-319	.604	0-0	.000	84-113	.750	221	7.5	27	66	22	29	468	15.6
1999-00	27/25	807	156-262	.595	0-1	.000	99-122	.811	218	8.4	19	76	14	32	411	15.1
2000-01	30/30	814	176-366	.481	1-15	.067	104-136	.764	177	5.9	30	78	16	26	457	15.2
Total	118/112	3219	694-1263	.550	1-16	.063	361-495	.729	853	7.2	92	305	67	123	1,750	14.8

Jenny Root • 1,582

Year	G/GS	Min.	FG-FGA	Pct.	3P-3PA	Pct.	FT-FTA	Pct.	Reb.	Avg.	A	TO	BS	ST	Pts.	Avg.
1991-92	28/1	527	94-176	.534	1-11	.000	50-70	.714	120	4.3	12	38	27	14	239	8.5
1992-93	28/25	777	163-281	.580	0-0	.000	90-123	.732	224	8.0	22	58	39	20	416	14.9
1993-94	30/30	924	165-323	.511	0-0	.000	87-136	.640	218	7.3	21	46	30	26	417	13.9
1994-95	31/31	962	204-383	.533	0-0	.000	102-157	.650	253	8.2	30	74	37	27	510	16.5
Total	117/87	3190	626-1163	.538	1-11	.000	329-486	.677	815	7.0	85	216	133	87	1,582	13.5

Christi Osborne • 1,500

Year	G/GS	Min	FG-FGA	Pct.	3P-3PA	Pct.	FT-FTA	Pct.	Reb.	Avg.	A	TO	BS	ST	Pts.	Avg.
1991-92	28/20	880	120-271	.443	9-27	.333	37-45	.822	144	5.1	66	79	15	24	286	10.2
1992-93	28/28	917	149-335	.445	24-60	.400	62-79	.785	142	5.1	92	73	14	30	384	13.7
1993-94	30/30	1000	161-373	.432	15-51	.294	97-111	.874	138	4.6	78	72	8	18	434	14.5
1994-95	31/31	1054	151-365	.414	23-78	.295	71-87	.816	142	4.6	80	71	17	24	396	12.8
Total	117/109	3851	581-1344	.432	71-216	.329	267-322	.829	566	4.8	316	295	54	96	1,500	12.8

Amy Wetzel • 1,444

Year	G/GS	Min	FG-FGA	Pct.	3P-3PA	Pct.	FT-FTA	Pct.	Reb.	Avg.	A	TO	BS	ST	Pts.	Avg.
1996-97	6/1	180	18-43	.419	7-19	.368	28-34	.824	23	3.8	10	10	2	17	71	11.8
1997-98	31/27	908	106-235	.451	6-43	.140	112-140	.800	126	4.1	67	81	6	57	330	10.6
1998-99	30/29	1032	127-307	.414	25-65	.385	153-203	.754	167	5.6	84	92	3	55	432	14.6
1999-00	31/31	1059	105-242	.434	14-44	.318	101-138	.732	140	4.5	152	110	7	57	325	10.5
2000-01	31/31	950	88-206	.427	15-37	.405	95-120	.792	109	3.5	86	76	1	49	286	9.2
Total	129/119	4129	444-1033	.430	67-208	.322	489-635	.770	565	4.4	399	369	19	235	1,444	11.2



Renee Dennis



Tere Williams



Jenny Root



Christi Osborne



Amy Wetzel



Chrystal Starling



Amy Byrne



Ieva Kublina



Susan Walvius



Robin Lee

Chrystal Starling • 1,340

Year	G/GS	Min	FG-FGA	Pct.	3P-3PA	Pct.	FT-FTA	Pct.	Reb.	Avg.	A	TO	BS	ST	Pts.	Avg.
1999-00	31/23	890	132-288	.458	13-29	.448	66-87	.759	119	3.8	78	104	9	42	343	11.1
2000-01	31/0	764	108-254	.425	15-50	.300	93-107	.869	136	4.4	49	83	14	27	324	10.5
2001-02	32/18	805	119-270	.441	22-68	.324	104-129	.806	97	3.0	50	60	6	33	364	11.4
2002-03	27/16	730	103-263	.392	15-63	.238	88-102	.863	105	3.9	45	78	2	25	309	11.4
Totals	121/57	3189	462-1075	.429	65-210	.310	351-425	.826	457	3.8	222	325	31	127	1,340	11.1

Amy Byrne • 1,291

Year	G/GS	Min	FG-FGA	Pct.	3P-3PA	Pct.	FT-FTA	Pct.	Reb.	Avg.	A	TO	BS	ST	Pts.	Avg.
1986-87	28/0	306	38-108	.352	-----	-----	46-60	.767	83	3.0	11	29	4	11	122	4.4
1987-88	28/1	490	73-177	.412	0-0	.000	27-42	.643	116	4.1	16	27	5	13	173	6.2
1988-89	29/29	882	163-324	.503	0-0	.000	109-133	.820	217	7.5	19	69	6	23	435	15.0
1989-90	28/28	894	205-412	.498	0-0	.000	151-203	.744	202	7.2	26	66	2	26	561	20.0
Total	113/58	2572	479-1021	.469	0-0	.000	333-438	.760	618	5.5	72	191	17	73	1,291	11.4

Ieva Kublina • 1,221

Year	G/GS	Min	FG-FGA	Pct.	3P-3PA	Pct.	FT-FTA	Pct.	Reb.	Avg.	A	TO	BS	ST	Pts.	Avg.
1900-01	31/3	642	87-199	.437	13-38	.342	55-85	.647	154	5.0	15	46	35	11	242	7.8
2001-02	32/32	976	198-419	.473	20-53	.377	82-107	.766	249	7.8	30	74	86	23	498	15.6
2002-03	32/32	1046	173-383	.452	23-65	.354	112-140	.800	238	7.4	44	81	62	30	481	15.0
Totals	95/67	2,664	458-1001	.458	56-156	.359	249-332	.750	641	6.8	89	201	183	64	1,221	12.9

Susan Walvius • 1,161

Year	G/GS	Min	FG-FGA	Pct.	3P-3PA	Pct.	FT-FTA	Pct.	Reb.	Avg.	A	TO	BS	ST	Pts.	Avg.
1982-83	24/0	300-	63-144	.436	-----	-----	13-16	.813	77	3.2	6	25	17	8	139	5.8
1983-84	25/0	317	65-143	.454	-----	-----	26-36	.722	87	3.5	6	18	21	4	156	6.2
1984-85	28/26	753	175-352	.497	-----	-----	41-62	.661	208	7.4	17	58	73	27	391	14.0
1985-86	28/28	884	202-407	.496	-----	-----	71-97	.732	272	9.7	25	42	93	26	475	17.0
Total	105/54	2254	505-1046	.483	-----	-----	151-211	.716	644	6.1	54	143	204	65	1,161	11.1

Robin Lee • 1,147

Year	G/GS	Min	FG-FGA	Pct.	3P-3PA	Pct.	FT-FTA	Pct.	Reb.	Avg.	A	TO	BS	ST	Pts.	Avg.
1981-82	28/26	757	126-309	.408	-----	-----	98-135	.726	126	4.5	24	83	13	27	350	12.5
1982-83	25/224	640	95-255	.373	-----	-----	44-74	.595	101	4.0	34	63	9	17	234	9.4
1983-84	30/30	744	105-265	.396	-----	-----	79-104	.760	171	5.7	64	88	19	20	289	9.6
1984-85	29/26	639	108-233	.464	-----	-----	58-74	.784	97	3.3	58	82	8	26	274	9.4
Total	112/106	2780	434-1062	.409	-----	-----	279-387	.721	495	4.4	80	316	49	90	1,147	10.2

1000-POINT CLUB continues on next page

hokiesports.com

The Source For
Information About
Virginia Tech Sports

1000-POINT CLUB *continued*

Michelle (Hollister) Houseright • 1,112

Year	G/GS	Min	FG-FGA	Pct.	3P-3PA	Pct.	FT-FTA	Pct.	Reb.	Avg.	A	TO	BS	ST	Pts.	Avg.
1994-95	28/0	255	23-92	.250	2-13	.154	18-26	.692	59	2.1	14	36	11	13	66	2.4
1995-96	27/26	816	177-360	.492	6-19	.316	107-172	.622	245	9.1	24	76	23	53	467	17.3
1996-97	Did not play															
1997-98	29/6	652	108-217	.498	0-0	.000	60-94	.638	165	5.7	35	64	12	27	276	9.5
1998-99	31/11	669	118-243	.486	1-2	.500	66-88	.750	140	4.5	30	47	7	46	303	9.8
Total	115/43	2392	426-912	.467	9-34	.265	251-380	.661	609	5.3	103	223	53	139	1,112	9.7

Sarah Hicks • 1,092

Year	G/GS	Min	FG-FGA	Pct.	3P-3PA	Pct.	FT-FTA	Pct.	Reb.	Avg.	A	TO	BS	ST	Pts.	Avg.
1997-98	25/0	232	37-80	.463	15-40	.375	17-26	.654	39	1.6	19	25	2	3	106	4.6
1998-99	(redshirted)															
1999-00	31/23	908	114-287	.397	36-140	.257	36-52	.692	144	4.6	78	70	11	18	300	9.7
2000-01	31/31	895	107-246	.435	42-108	.389	44-59	.746	164	5.3	84	60	6	29	300	9.7
2001-02	32/32	1101	133-309	.430	64-160	.400	56-76	.737	168	5.3	112	81	13	11	386	12.1
Totals	119/86	3136	391-922	.424	157-448	.350	153-213	.718	515	4.3	293	236	32	61	1,092	9.2

Angie Kelly • 1,092


Year	G/GS	Min	FG-FGA	Pct.	3P-3PA	Pct.	FT-FTA	Pct.	Reb.	Avg.	A	TO	BS	ST	Pts.	Avg.
1982-83	22/0	215	40-105	.381	-----	-----	24-32	.750	31	1.4	19	23	0	11	104	4.7
1983-84	29/3	599	128-264	.485	-----	-----	59-83	.711	76	2.6	36	63	2	41	315	10.9
1984-85	29/26	639	130-303	.429	-----	-----	55-76	.724	77	2.7	88	80	4	57	315	10.9
1985-86	24/24	791	153-348	.440	-----	-----	52-66	.788	90	3.8	65	69	3	31	358	14.9
Total	104/53	2244	451-1020	.442	-----	-----	190-257	.739	274	2.6	208	235	9	140	1,092	10.5

Michelle Bain • 1,068


Year	G/GS	Min	FG-FGA	Pct.	3P-3PA	Pct.	FT-FTA	Pct.	Reb.	Avg.	A	TO	BS	ST	Pts.	Avg.
1984-85	25/0	198	39-77	.506	-----	-----	18-31	.529	63	2.5	1	26	12	7	96	3.8
1985-86	28/6	480	73-163	.448	-----	-----	44-77	.571	146	5.2	7	55	27	12	190	6.8
1986-87	29/28	695	131-249	.526	-----	-----	49-92	.533	195	6.7	14	72	43	21	311	10.7
1987-88	28/27	766	204-362	.564	0-0	.000	63-113	.558	215	7.7	11	69	27	19	471	16.8
Total	110/61	2139	447-851	.525	0-0	.000	174-313	.556	619	5.6	33	222	109	59	1,068	9.7

Lisa Griffith • 1,033

Year	G/GS	Min	FG-FGA	Pct.	3P-3PA	Pct.	FT-FTA	Pct.	Reb.	Avg.	A	TO	BS	ST	Pts.	Avg.
1989-90	20/0	118	14-45	.311	0-0	.000	12-19	.632	36	1.8	3	6	4	1	40	2.0
1990-91	27/26	708	119-254	.469	7-18	.389	74-89	.831	137	5.1	17	39	21	17	319	11.8
1991-92	27/27	659	132-264	.500	26-58	.448	43-65	.662	130	4.8	20	49	18	16	333	12.3
1992-93	28/28	725	124-269	.461	31-82	.378	62-74	.838	177	6.3	22	57	34	26	341	12.2
Total	102/81	2210	389-832	.468	64-158	.405	191-247	.773	480	4.7	62	151	77	160	1,033	10.1



Michelle (Hollister) Houseright



Sara Hicks



Angie Kelly



Michelle Bain



Lisa Griffith

CASSELL COLISEUM RECORDS

VIRGINIA TECH

Individual

FG made	14	Renee Dennis vs. Florida State (1/3/87)
FG att.	30	Renee Dennis vs. Memphis State (2/7/87)
3-pt. FG made	6	Sarah Hillyer vs. Florida State (2/3/90)
	6	Jeni Garber vs. West Virginia (12/20/90)
3-pt. FG att.	15	Sarah Hicks vs. Duke (12/8/99)
FT made	15	Robin Lee vs. Florida State (1/16/82)
FT att.	17	Robin Lee vs. Florida State (1/16/82)
Points	34	Renee Dennis vs. Memphis State (2/7/87)
Off. Reb.	9	Amy Byrne vs. Liberty (1/8/90); Joyce Waddy vs. Louisville, (2/23/87)
Def. Reb.	14	Nicole Jones vs. Hampton (12/29/99)
Tot. Reb.	21	Nicole Jones vs. Hampton (12/29/99)
Assists	13	Lisa Leftwich vs. VCU (2/8/92)
Turnovers	12	Sandy Berry vs. UNCC (1/13/79)
Blocks	9	Susan Walvius vs. Florida State (1/4/86)
Steals	9	Taiqua Brittingham vs. Northwestern (12/22/83)

Team

FG made	44	vs. West Virginia Wesleyan (11/18/80)
FG att.	94	vs. Appalachian State (11/17/79)
3-pt. FG made	10	vs. Radford (2/21/91)
3-pt. FG att.	26	vs. Syracuse (1/4/03)
FT made	43	vs. Yale (1/9/82)
FT att.	58	vs. Yale (1/9/82)
Points	104	vs. Tulane (1/10/85)
Off. Reb.	40	vs. Liberty (1/8/90)
Def. Reb.	43	vs. Gardner-Webb (1/2/93)
Tot. Reb.	75	vs. Liberty (1/8/90)
Assists	28	vs. Florida State (2/20/88)
Turnovers	38	vs. East Tennessee State (12/10/77)
Blocks	14	vs. East Tennessee State (12/21/93)
Steals	19	vs. Charleston (12/5/86)

OPONENTS

Individual

FG made	16	Heather Burge, Virginia (12/8/92)
FG att.	36	Vivian Greene, Norfolk State (1/15/77)
3-pt. FG made	5	Anna Pavliikhina, VCU (1/9/93); Camille Murphy, Georgia (11/17/99); Sue Bird, Connecticut (2/7/01)
3-pt. FG att.	12	Anna Pavlikhina, VCU (1/9/93)
	12	Kristin Mattox, Louisville (1/28/94)
FT made	15	Paula Dolan, Charleston (12/19/81)
FT att.	19	Paula Dolan, Charleston (12/19/81)
Points	34	Heather Burge, Virginia (12/8/92)
	34	Bev Burnette, Florida State (2/20/88); Susan Highfill, Roanoke (2/15/77)
Off. Reb.	8	Glynetha Davis, Memphis State (2/11/89)
Def. Reb.	15	Carolyn Dehn-Duhr, JMU (12/10/88)
Tot. Reb.	21	Glenda Stokes, Florida State (1/16/82)
Assists	11	Jan Cameron, UT-Chattanooga (1/8/94)
Turnovers	14	Karin Vadelund, George Washington (12/4/88)
Blocks	11	Svetlana Pankratova, VCU (2/12/94)
Steals	7	Vivian Greene, Norfolk State (1/15/77)
	7	Tonya Cardoza, Virginia (12/8/87)
	7	Carrie Coffman, Bradley (1/12/94)
	7	Meghan Saake, Miami (2/5/02)

Team

FG made	43	Cincinnati (2/10/84)
	43	Old Dominion (3/1/84)
FG att.	91	Cincinnati (2/10/84)
3-pt. FG made	14	Connecticut (2/7/01)
3-pt. FG att.	28	Connecticut (2/7/01)
FT made	32	Radford (1/20/93)
FT att.	43	by Florida State (1/3/87)
	43	by Radford (12/6/86)
Points	108	Old Dominion (1/27/78)
Off. Reb.	25	Marshall (12/30/92)
	25	Florida State (1/3/87)
Def. Reb.	36	James Madison (12/10/88)
Tot. Reb.	62	Virginia Union (2/9/78)
Assists	24	Connecticut (2/7/01)
Turnovers	47	Appalachian St. (11/17/79)
Blocks	13	Virginia Commonwealth (2/12/94)
Steals	22	Virginia (12/8/87)

YEAR-BY-YEAR RESULTS



Virginia Tech's first varsity women's basketball team competed in 1976-77.

1976-77

Coach: John Wetzel
Record: 7-9

Dec. 4	Virginia State	L	42-46
Dec. 9	at Virginia	L	52-54
Dec. 14	at Bridgewater	W	59-55
Jan. 5	at East Tenn. St.	L	58-71
Jan. 12	at Radford	L	50-60
Jan. 15	Norfolk State	L	55-68
Jan. 18	Emory & Henry	W	49-48
Jan. 25	Longwood	W	59-47
Jan. 28	at William & Mary	W	57-47
Feb. 2	at #16 Old Dominion	L	39-82
Feb. 3	at VCU	W	53-43
Feb. 15	Roanoke College	W	71-68
Feb. 19	James Madison	W	56-46
Feb. 23	Virginia	L	58-67
Mar. 3	vs. James Madison1	L	37-47
Mar. 4	vs. Norfolk State1	L	49-56

1 - Va. State Tournament in Norfolk, Va.

Feb. 21	West Virginia	W	73-61
Feb. 23	at William & Mary	W	64-59
Feb. 24	at VCU	L	56-69
Mar. 1	James Madison1	L	64-66
Mar. 2	VCU1	W	75-54
Mar. 3	Norfolk State1	W	70-53

1 - Va. State Tour. in Blacksburg, Va.

1979-80

Coach: Carol Alfano
Record: 17-12

1977-78

Coach: Carolyn Owen
Record: 8-16

Dec. 7	Bridgewater	L	65-77
Dec. 9	Emory & Henry	W	61-52
Dec. 10	East Tenn. St.	L	57-78
Dec. 19	vs. G. Washington1	W	65-57
Dec. 20	vs. William & Mary1	L	65-80
Jan. 9	at Virginia	L	39-54
Jan. 16	Morris Harvey	L	78-81
Jan. 20	Virginia State	L	55-81
Jan. 21	at Norfolk State	L	68-86
Jan. 24	Radford	L	52-73
Jan. 27	#7 Old Dominion	L	48-108
Feb. 3	VCU	W	87-45
Feb. 4	William & Mary	W	65-57
Feb. 7	at Longwood	L	59-68
Feb. 9	Virginia Union	W	73-68
Feb. 16	at James Madison	L	47-65
Feb. 17	at VCU	W	75-47
Feb. 20	at Radford	L	68-81
Feb. 22	at West Virginia	L	72-75
Feb. 25	at Emory & Henry	W	75-59
Feb. 27	at East Tenn. St.	L	64-74
Feb. 28	at Roanoke Col.	W	76-56
Mar. 2	at #7 Old Dominion2	L	53-83
Mar. 3	vs. Virginia2	L	38-58

1 - VCU Christmas Tour. in Richmond, Va.
2 - Va. State Tournament in Norfolk, Va.

Nov. 17	Appalachian St.	W	78-55
Nov. 20	at East Tenn. St.	W	75-63
Nov. 28	at North Carolina	L	73-82
Dec. 1	VCU	W	87-66
Dec. 8	South Carolina	L	68-86
Dec. 17	at Florida State1	L	57-67
Dec. 18	vs. St. Louis1	W	71-60
Dec. 19	vs. Cincinnati1	L	58-66
Jan. 4	G. Washington	L	53-57
Jan. 6	East Carolina	L	58-75
Jan. 8	William & Mary	W	60-56
Jan. 10	Marshall	W	70-57
Jan. 14	vs. Virginia2	L	38-48
Jan. 18	at Norfolk State	W	65-61
Jan. 21	Virginia Union	W	71-62
Jan. 23	at Virginia State	W	63-50
Jan. 26	UNC Charlotte	L	61-66
Jan. 29	at James Madison	W	62-55
Feb. 1	Winthrop3	W	60-54
Feb. 2	East Tenn. St.3	W	65-54
Feb. 5	#1 Old Dominion	L	52-78
Feb. 9	at Florida State	W	77-54
Feb. 11	Charleston	W	66-59
Feb. 15	at Longwood	W	75-58
Feb. 19	at Pittsburgh	L	54-76
Feb. 20	at West Virginia	W	71-67
Feb. 23	at Radford	W	63-62
Feb. 24	Cincinnati	L	53-54
Feb. 27	Virginia Union4	L	52-63

1 - Metro Tour. in Tallahassee, Fla.
2 - in Richmond, Va.
3 - Virginia Tech Inv. in Blacksburg, Va.
4 - Va. State Tour. in Blacksburg, Va.

1980-81

Coach: Carol Alfano
Record: 13-17

1978-79

Coach: Carol Alfano
Record: 9-15

Nov. 28	at Marshall	L	57-70
Nov. 29	at Morris Harvey	L	69-82
Dec. 6	at Bridgewater	W	70-58
Dec. 9	Wake Forest	L	56-75
Jan. 12	Norfolk State	W	83-62
Jan. 13	UNC Charlotte	L	65-67
Jan. 17	Virginia	L	58-74
Jan. 22	W. Va. Wesleyan	W	83-78
Jan. 23	Virginia State	L	67-69
Jan. 26	at G. Washington	L	65-76
Jan. 27	at Virginia Union	L	59-73
Jan. 30	James Madison	W	57-49
Feb. 1	Lenoir-Rhyne	L	73-87
Feb. 2	American Univ.	L	72-73
Feb. 8	at #1 Old Dominion	L	47-91
Feb. 9	Georgetown	L	57-62
Feb. 14	Radford	L	60-66
Feb. 15	Longwood	W	81-55

Nov. 18	W. Va. Wesleyan	W	100-46
Nov. 23	at East Carolina	L	65-70
Nov. 24	at N.C. State	L	68-94
Nov. 29	William & Mary	W	65-63
Dec. 1	South Carolina*	L	42-78
Dec. 5	vs. Delaware1	W	75-54
Dec. 6	at G. Washington1	L	54-57
Dec. 11	Virginia State	W	62-45
Dec. 13	at West Virginia	W	74-67
Dec. 19	vs. Carson-Newman2	W	71-56
Dec. 20	at East Tenn. St.2	L	50-88
Dec. 29	vs. Georgia3	L	50-65
Jan. 3	vs. Virginia4	L	43-58
Jan. 10	Louisville	L	72-89
Jan. 12	Norfolk State	W	73-37
Jan. 14	UNC Charlotte	L	67-69
Jan. 17	at Cincinnati	L	58-78
Jan. 24	Duke	W	65-55
Jan. 28	James Madison	W	66-58
Feb. 2	East Tenn. St.	W	62-56
Feb. 5	vs. Louisville5	L	64-81
Feb. 6	vs. St. Louis5	L	65-72
Feb. 14	at Charleston	L	58-60
Feb. 16	at Marshall	W	79-61

Feb. 19	at App. St.	L	58-64
Feb. 21	at Virginia Union	L	51-55
Feb. 23	at #3 Old Dominion	L	39-85
Mar. 3	at James Madison6	W	71-65
Mar. 6	vs. #6 Old Dominion	L	54-65
Mar. 7	vs. #20 Virginia	L	41-49

1 - George Washington Tour. in Washington, D.C.
2 - East Tenn. St. Christmas Tour. in Johnson City, Tenn.
3 - in Harriman, Tenn.
4 - in Roanoke, Va.
5 - Metro Tour. in New Orleans, La.
6 - Va. State Tour. in Harrisonburg, Va.

1981-82

Coach: Carol Alfano
Record: 16-12; Metro: 0-5

Nov. 24	William & Mary	W	89-58
Nov. 28	Radford	W	81-63
Dec. 4	vs. American1	W	92-57
Dec. 5	G. Washington1	W	73-54
Dec. 7	#2 Old Dominion	L	45-82
Dec. 11	at Duke	L	58-71
Dec. 19	Charleston	W	88-74
Dec. 27	at Queens Col.2	W	100-51
Dec. 28	vs. Detroit2	L	47-65
Dec. 29	vs. DePaul2	W	62-61
Jan. 2	vs. West Va.3 (2OT)L	L	81-82
Jan. 6	App. State	W	64-57
Jan. 9	Yale	W	95-66
Jan. 12	at East Tenn. St.	L	60-80
Jan. 16	Florida State	L	82-93
Jan. 18	Marshall	W	71-52
Jan. 22	Louisville	L	68-72
Jan. 25	#5 N.C. State	L	47-48
Jan. 29	vs. Tulane	L	64-72
Jan. 31	at Cincinnati4	L	81-86
Feb. 3	Memphis State	L	68-77
Feb. 6	vs. Virginia3	W	63-56
Feb. 10	at James Madison	W	85-74
Feb. 13	North Carolina	W	76-74
Feb. 16	Liberty Baptist	W	77-44
Feb. 20	at Roanoke Col.	W	103-67
Feb. 25	Tulane5	W	62-52
Feb. 26	Memphis State5	L	59-83

1 - Belair Classic in Washington, D.C.
2 - Queens College Tour. in Flushing, N.Y.
3 - in Roanoke, Va.
4 - in Cincinnati, Ohio
5 - Metro Tour. in Memphis, Tenn.

1982-83

Coach: Carol Alfano
Record: 13-12; Metro: 2-3

Nov. 29	at Marshall	W	73-69
Dec. 1	East Tenn. St.	W	64-63
Dec. 6	at N.C. State	L	63-79
Dec. 9	at Radford	W	73-63
Dec. 11	Howard	W	78-54

Dec. 18	at Charleston	W	81-64
Dec. 20	at #4 Old Dominion	L	53-84
Dec. 27	vs. St. John's1	L	60-64
Dec. 28	vs. Temple1 (2OT)L	L	83-85
Jan. 4	#12 Tennessee	L	47-56
Jan. 8	at Virginia	L	66-70
Jan. 15	at West Virginia	L	66-71
Jan. 17	at App. State	W	92-79
Jan. 22	at Memphis State	L	60-78
Jan. 29	Cincinnati	W	86-63
Jan. 31	Louisville	W	68-61
Feb. 5	VCU	W	81-57
Feb. 8	at UNC CharlotteW	W	66-60
Feb. 11	at Cincinnati	L	58-81
Feb. 13	at Louisville	L	54-63
Feb. 16	James Madison	W	57-47
Feb. 19	Morehead State	W	61-60
Feb. 21	at North Carolina	L	83-103
Feb. 28	at Liberty Baptist	W	78-74
Mar. 6	vs. Memphis St.2	L	64-72

1 - Queens College Holiday Classic in Flushing, N.Y.
2 - Metro Tour. in Louisville, Ken.

1983-84

Coach: Carol Alfano
Record: 15-15; Metro: 4-6

Nov. 26	Charleston	W	101-85
Nov. 29	at East Tenn. St.	L	60-67
Dec. 10	at Howard	W	89-75
Dec. 17	Marshall	W	76-64
Dec. 20	Georgia Sou.1	W	84-61
Dec. 21	Miss. State1	L	87-89
Dec. 22	Northwestern1	W	85-77
Dec. 30	vs. North Carolina2	L	52-73
Dec. 31	vs. N.C. State2	L	63-64
Jan. 4	vs. Virginia3	L	70-88
Jan. 7	App. St.	W	95-76
Jan. 10	at Tennessee	L	63-77
Jan. 13	West Virginia	W	73-62
Jan. 16	at Morehead St.	W	75-62
Jan. 21	Memphis State	L	62-74
Jan. 28	at Cincinnati	W	92-86
Jan. 30	at Louisville	L	72-81
Feb. 4	Florida State	W	68-63
Feb. 6	Louisville	W	93-61
Feb. 10	Cincinnati	W	105-93
Feb. 13	at VCU	W	81-63
Feb. 18	at South Carolina	L	74-89
Feb. 21	at James Madison	L	59-72
Feb. 24	at Sou. Miss.	L	75-91
Feb. 26	at Tulane	L	59-64
Mar. 1	#5 Old Dominion	L	67-100
Mar. 3	South Carolina	L	70-80
Mar. 5	vs. Sou. Miss4	W	94-86
Mar. 6	vs. Louisville4	L	60-63
Mar. 7	vs. South Carolina4	W	89-76

1 - Marriott-Converse Christmas Classic in Blacksburg, Va.
2 - Dogwood Classic in Fayetteville, N.C.
3 - in Roanoke, Va.
4 - Metro Tour. in Cincinnati, Ohio

1984-85

Coach: Carol Alfano

Record: 16-13; Metro: 4-6

Nov. 23	at Tenn. Tech1	L	79-94
Nov. 24	vs. Ohio1	L	77-79
Nov. 28	East Tenn. St.	W	74-51
Dec. 1	vs. #20 N. Carolina2	W	74-73
Dec. 14	Charleston	W	109-81
Dec. 17	UT-Chattanooga3	W	75-59
Dec. 18	Auburn3	L	60-75
Dec. 19	#16 LSU3	W	86-77
Dec. 29	at Clemson	L	101-90
Jan. 6	at Florida State	L	77-85
Jan. 10	Tulane	W	104-64
Jan. 12	Sou. Miss.	L	73-93
Jan. 16	at #15 Virginia	L	62-74
Jan. 18	at Miss. State	W	72-66
Jan. 19	at Memphis State	L	72-77
Jan. 21	James Madison	W	73-62
Jan. 26	at Cincinnati	L	79-90
Jan. 28	at Louisville	W	79-74
Jan. 30	#2 Old Dominion	L	76-86
Feb. 2	South Carolina	W	59-58
Feb. 7	Cincinnati	W	86-74
Feb. 10	Louisville	L	68-70
Feb. 12	at Marshall	W	85-74
Feb. 15	App. State	W	79-75
Feb. 21	at South Carolina	L	72-76
Feb. 25	VCU	W	90-57
Feb. 27	Radford	W	91-64
Mar. 3	vs. Florida St.4	W	86-65
Mar. 4	vs. Memphis St.4	L	85-93

- 1 - Tenn. Tech Classic in Cookeville, Tenn.
- 2 - in Salem, Va.
- 3 - Marriott-Converse Christmas Classic in Blacksburg, Va.
- 4 - Metro Tour. in Hattiesburg, MS

1985-86

Coach: Carol Alfano

Record: 13-15; Metro: 4-6

Nov. 23	UNC Charlotte	W	92-65
Nov. 27	Clemson	L	76-77
Nov. 30	at #5 Old Dominion	W	73-72
Dec. 4	at North Carolina	L	73-75
Dec. 10	vs. #6 Virginia1	L	58-87
Dec. 14	Marshall	W	91-71
Dec. 20	Delaware2	W	74-61
Dec. 21	Charleston2	W	84-68
Dec. 22	Auburn2	L	62-83
Jan. 4	Florida State	W	73-68
Jan. 6	Memphis State	L	78-89
Jan. 11	at Sou. Miss.	L	78-89
Jan. 13	at Tulane (OT)	L	89-77
Jan. 15	App. State	W	90-74
Jan. 21	at East Tenn. St.	L	56-74
Jan. 25	Louisville	W	89-75
Jan. 27	Cincinnati	W	81-71
Jan. 30	Randolph-Macon	W	76-64
Feb. 1	South Carolina	L	83-92
Feb. 5	at James Madison	L	59-81
Feb. 8	at Cincinnati	L	68-86
Feb. 10	at Louisville	L	76-91
Feb. 15	at South Carolina	L	53-69
Feb. 18	at Radford	L	81-86
Feb. 22	Mercer	W	98-67
Feb. 24	at UNC Charlotte	L	62-71

Mar. 1	vs. Sou. Miss.3	W	86-76
Mar. 2	at South Carolina3	L	54-67

1 - in Roanoke, Va.
2 - Marriott-Converse Christmas Classic in Blacksburg, Va.
3 - Metro Tour. in Columbia, S.C.

1986-87

Coach: Carol Alfano

Record: 15-14; Metro: 7-5

Nov. 28	vs. Mississippi1	L	59-78
Nov. 29	vs. Connecticut1	L	69-71
Dec. 5	vs. Charleston2	W	76-52
Dec. 6	vs. Radford2	W	64-55
Dec. 9	at #7 Virginia	L	43-73
Dec. 12	at George Mason	W	80-64
Dec. 19	at Old Dominion3	L	54-76
Dec. 20	vs. Northwestern3	L	64-70
Dec. 27	vs. Georgia4	L	56-80
Dec. 27	vs. UMass4	W	86-63
Jan. 3	Florida State	W	91-78
Jan. 5	South Carolina	L	52-60
Jan. 7	William & Mary	W	56-50
Jan. 10	at Memphis St.	L	59-84
Jan. 12	at Southern Miss	W	77-50
Jan. 15	#16 James Madison	W	63-61
Jan. 23	at Cincinnati	W	85-55
Jan. 26	at Louisville	L	66-71
Jan. 31	at Florida State	L	65-70
Feb. 2	at South Carolina	W	69-65
Feb. 7	Memphis State	L	81-82
Feb. 9	Southern Miss	W	76-65
Feb. 14	at Auburn	L	53-81
Feb. 16	at Mercer	W	117-84
Feb. 21	Cincinnati (OT)	W	77-68
Feb. 23	Louisville	W	78-73
Mar. 2	at VCU	L	74-85
Mar. 5	Florida State5	W	68-67
Mar. 6	South Carolina5	L	55-59

- 1 - Lady Sunshine Classic in Orlando, Fla.
- 2 - Converse Christmas Classic in Blacksburg, Va.
- 3 - Old Dominion Classic in Norfolk, Va.
- 4 - Texaco/Wildcat Tour. in Philadelphia, Pa.
- 5 - Metro Tour. in Blacksburg, Va.

1987-88

Coach: Carol Alfano

Record: 12-16; Metro: 4-8

Nov. 27	vs. Morehead St.1	W	59-52
Nov. 28	at App. State1	W	79-71
Dec. 5	Richmond	W	70-58
Dec. 8	#7 Virginia	L	57-74
Dec. 12	at G. Washington	L	55-71
Dec. 18	at William & Mary	W	58-51
Dec. 29	vs. Mississippi2	L	57-60
Dec. 30	vs. Colgate2	W	94-50
Jan. 2	VCU	W	75-74
Jan. 9	at Southern Miss	L	75-78
Jan. 11	at Memphis State	W	73-61
Jan. 16	Louisville	W	68-67
Jan. 18	Cincinnati	L	47-50
Jan. 20	Old Dominion	L	56-77
Jan. 23	at Charleston	W	67-65
Jan. 25	James Madison	L	39-79
Jan. 30	at Florida State	L	59-61

Feb. 1	at South Carolina	L	44-75
Feb. 4	UNC Charlotte	L	55-69
Feb. 6	Southern Miss	L	68-79
Feb. 8	Memphis State	L	84-89
Feb. 10	at Radford	W	77-74
Feb. 13	at Cincinnati	L	62-74
Feb. 15	at Louisville	W	62-59
Feb. 20	Florida State	W	97-81
Feb. 29	at Kentucky	L	79-80
Mar. 5	South Carolina	L	69-73
Mar. 10	Southern Miss3	L	60-73

1 - App. State/Sheraton Classic in Boone, N.C.
2 - St. Peter's Tour. in Jersey City, N.J.
3 - Metro Tour. in Tallahassee, Fla.

1988-89

Coach: Carol Alfano

Record: 16-13; Metro: 7-5

Nov. 26	vs. Bradley1	W	75-57
Nov. 27	at Syracuse1 (OT)	L	74-76
Nov. 29	at #7 Virginia	L	73-75
Dec. 4	G. Washington	W	51-35
Dec. 10	James Madison	L	49-72
Dec. 17	at Old Dominion	L	63-68
Dec. 19	at VCU (OT)	L	76-88
Dec. 29	vs. Houston2	L	69-80
Dec. 30	vs. Connecticut2	W	65-63
Jan. 4	at Richmond	L	54-79
Jan. 9	Cincinnati	W	52-49
Jan. 14	at Memphis St.	W	75-62
Jan. 16	at Southern Miss	L	73-82
Jan. 21	Florida State	W	68-67
Jan. 23	George Mason	W	67-49
Jan. 28	at Florida State	L	66-69
Jan. 30	at South Carolina	L	52-86
Feb. 4	at Louisville	W	73-62
Feb. 6	at Cincinnati	L	50-66
Feb. 11	Memphis State	W	74-55
Feb. 13	Southern Miss	L	64-72
Feb. 17	Charleston	W	77-50
Feb. 19	Kentucky	W	75-66
Feb. 21	at UNC Charlotte	W	78-57
Feb. 25	#13 South Carolina	W	63-59
Mar. 1	Radford	W	71-59
Mar. 4	Louisville	W	65-57
Mar. 9	at Memphis St.3	W	78-63
Mar. 10	vs. Southern Miss3	L	62-70

1 - Carrier Classic in Syracuse, N.Y.
2 - Cardinal Classic in Stanford, Calif.
3 - Metro Tour. in Memphis, Tenn.

1989-90

Coach: Carol Alfano

Record: 14-14; Metro: 8-6

Nov. 25	West V.a State	W	93-40
Nov. 28	#1 Tennessee	L	55-81
Dec. 1	vs. St. John's1	L	67-78
Dec. 2	vs. Ohio1	L	55-62
Dec. 6	at George Mason	L	54-69
Dec. 21	#23 Old Dominion	L	72-84
Dec. 29	vs. Boston College2	W	74-65
Dec. 30	at Richmond2	L	58-66
Jan. 3	#13 Virginia	L	77-79
Jan. 6	Florida State	L	64-68
Jan. 8	Liberty	W	80-54
Jan. 13	at Memphis State	W	69-68

Jan. 15	at #20 Southern Miss	L	63-85
Jan. 20	at Tulane	W	82-59
Jan. 23	VCU	W	64-52
Jan. 27	at Cincinnati	W	56-42
Jan. 29	at Louisville	W	65-54
Feb. 3	at Florida State	L	52-69
Feb. 5	at #15 S. Carolina	L	47-72
Feb. 10	Memphis State	W	77-59
Feb. 12	#17 Southern Miss	L	53-62
Feb. 17	at James Madison(OT)	W	53-50
Feb. 21	#20 South Carolina	L	59-67
Feb. 24	Cincinnati	W	72-59
Feb. 26	Louisville	W	81-62
Feb. 28	at Radford	W	66-54
Mar. 3	at Tulane	W	70-53
Mar. 8	vs. Louisville3	L	60-85

1 - Roger L. White Inv. in Evanston, Ill.
2 - Dole Pineapple Classic in Richmond, Va.
3 - Metro Tour. in Cincinnati, Ohio

1990-91

Coach: Carol Alfano

Record: 12-15; Metro: 8-6

Nov. 23	vs. Lamar1	L	54-71
Nov. 24	vs. E. Illinois1	L	65-70
Nov. 28	at #15 Virginia	L	44-93
Dec. 3	#3 Tennessee	L	54-64
Dec. 8	at Old Dominion	L	69-80
Dec. 20	West Virginia	L	80-84
Dec. 29	Towson State2	W	92-61
Dec. 30	George Mason2	L	56-57
Jan. 2	William & Mary	W	75-60
Jan. 5	at Memphis St.	W	71-65
Jan. 7	Florida State	L	64-78
Jan. 12	at Southern Miss	L	67-79
Jan. 14	at Tulane	W	64-54
Jan. 19	South Carolina	W	69-67
Jan. 21	James Madison	L	48-64
Jan. 26	at Cincinnati	W	74-59
Jan. 28	at Louisville	L	61-78
Feb. 2	Memphis State	W	77-73
Feb. 4	at Liberty	W	77-56
Feb. 7	Southern Miss	W	75-64
Feb. 11	Tulane	W	67-41
Feb. 16	at South Carolina	L	51-66
Feb. 18	at Florida State	L	53-76
Feb. 21	Radford	W	87-49
Feb. 23	Cincinnati	W	55-52
Feb. 27	Louisville	L	57-70
Mar. 4	Southern Miss3	L	91-71

1 - Florida International in Miami, Fla.
2 - Diamond Club Classic in Blacksburg, Va.
3 - Metro Tour. in Louisville, Ken.

1991-92

Coach: Carol Alfano

Record: 10-18; Metro: 3-9

Nov. 27	at Air Force	W	75-70
Nov. 29	vs. #6 Vanderbilt1	L	63-78
Nov. 30	vs. Illinois1	L	66-68
Dec. 4	at East Tenn. St.	W	93-86
Dec. 7	Old Dominion	L	55-71
Dec. 19	at North Carolina	L	62-76
Dec. 29	Akron2	W	78-60
Dec. 30	UNC Greensboro2	W	84-65
Jan. 4	at VCU	L	66-74
Jan. 6	at William & Mary	W	62-42
Jan. 12	at Youngstown St.	L	81-92
Jan. 18	UNC Charlotte	L	53-75
Jan. 20	South Florida	W	74-59
Jan. 25	at Dayton	L	71-75
Jan. 27	at Louisville	L	44-93
Feb. 1	at Tulane	L	56-59
Feb. 3	at Southern Miss	L	55-86
Feb. 8	VCU	L	57-59
Feb. 10	Dayton	W	71-55
Feb. 12	at Radford	L	72-75
Feb. 15	at South Florida	W	67-64
Feb. 17	at James Madison	L	62-75
Feb. 24	Louisville	L	56-76
Feb. 29	Tulane	L	43-63
Mar. 2	Southern Miss	W	64-62
Mar. 8	at UNC Charlotte	L	57-86
Mar. 11	vs. UNC Charlotte3	W	67-61
Mar. 12	vs. Southern Miss3	L	63-76

1 - Coors Classic in Boulder, Colo.
2 - Diamond Club Classic in Blacksburg, Va.
3 - Metro Tour. in Louisville, Ken.



The 1984-85 team beat No. 16 LSU and No. 20 North Carolina on its way to a 16-13 record.

YEAR-BY-YEAR RESULTS *continued*

1992-93

Coach: Carol Alfano

Record: 20-8; Metro: 8-4

Dec. 1	Wingate	W	58-43
Dec. 4	vs. East Carolina1	W	86-72
Dec. 5	at Duke1	L	63-85
Dec. 8	#2 Virginia	L	59-93
Dec. 19	at Old Dominion	W	76-63
Dec. 21	East Tenn. St.	W	91-59
Dec. 29	Drexel2	W	92-41
Dec. 30	Marshall2	W	84-78
Jan. 2	Gardner-Webb	W	89-59
Jan. 6	at UNC Greensboro	L	54-63
Jan. 9	VCU	W	70-67
Jan. 11	at W. Carolina	W	74-48
Jan. 16	Tulane	W	80-57
Jan. 18	Southern Miss	W	85-70
Jan. 20	Radford	W	81-68
Jan. 25	at Louisville	W	79-75
Jan. 31	at South Florida (OT)	W	85-83
Feb. 1	at UNC Charlotte	L	44-81
Feb. 9	James Madison	W	81-60
Feb. 13	at Southern Miss	L	80-89
Feb. 15	at Tulane	L	65-79
Feb. 20	South Florida	W	82-62
Feb. 22	Louisville	W	82-61
Feb. 25	at Morehead St.	W	94-88
Mar. 1	at VCU	L	69-71
Mar. 4	UNC Charlotte	W	76-70
Mar. 10	South Florida3	W	74-50
Mar. 11	at Louisville3	L	73-92

1 - Duke Classic in Durham, N.C.

2 - Diamond Club Classic in Blacksburg, Va.

3 - Metro Tourn. in Louisville, Ken.

1993-94

Coach: Carol Alfano

Record: 24-6; Metro: 9-3

Dec. 1	W. Carolina	W	102-43
Dec. 4	Ohio	W	75-60
Dec. 8	at #4 Virginia	L	66-78
Dec. 18	vs. Miss State1	W	76-61
Dec. 19	vs. Colorado St.1	W	73-69
Dec. 29	Colgate2	W	90-68
Dec. 30	App. State2	W	77-76
Jan. 2	at East Tenn. St.	W	77-71
Jan. 6	at Morehead St.	W	86-52
Jan. 8	UT-Chattanooga	W	79-73
Jan. 10	South Florida	W	72-59
Jan. 12	Bradley	W	76-52
Jan. 15	at Tulane	L	64-75
Jan. 17	at Southern Miss	L	62-93
Jan. 19	at #1 Tennessee	L	51-88
Jan. 25	at James Madison	W	74-60
Jan. 28	Louisville	W	72-54
Feb. 1	at Radford	W	72-63
Feb. 3	UNC Charlotte	W	65-53
Feb. 7	at Louisville	W	57-53
Feb. 12	VCU	W	64-54
Feb. 19	at South Florida	L	64-77
Feb. 22	at VCU	W	65-49
Feb. 26	Tulane	W	71-65
Feb. 28	#18 Southern Miss	W	60-59
Mar. 3	at UNC Charlotte	W	60-37
Mar. 8	vs. VCU3	W	61-46
Mar. 9	vs. UNC Charlotte3	W	63-55
Mar. 10	vs. Southern Miss3	W	83-76
Mar. 16	Auburn4	L	51-60

1 - Pepperdine Tourn. in Malibu, Calif.

2 - Diamond Club Classic in Blacksburg, Va.

3 - Metro Tourn. in Biloxi, Miss.

4 - NCAA First Round in Blacksburg, Va.

1994-95

Coach: Carol Alfano

Overall: 22-9; Metro: 10-2

Nov. 15	at Maryland1	W	68-53
Nov. 17	at SW Missouri St.2	L	45-61
Nov. 28	at Ohio (OT)	L	66-67
Dec. 1	Radford	W	72-42
Dec. 3	at UT-Chattanooga	W	64-45
Dec. 6	Winthrop	W	75-45
Dec. 19	vs. Michigan St.3	W	63-61
Dec. 20	vs. Okla. State3	W	83-77

Dec. 21	vs. #11 Texas Tech3	L	47-68
Dec. 29	Furman4	W	73-61
Dec. 30	#4 North Carolina4	L	52-57
Jan. 2	at William & Mary	W	72-53
Jan. 6	at Louisville	W	56-54
Jan. 8	at VCU	W	54-51
Jan. 13	#9 Virginia	W	69-62
Jan. 15	South Florida	W	72-52
Jan. 20	UNC Charlotte	W	68-55
Jan. 23	James Madison	W	68-54
Jan. 27	at Tulane	L	62-72
Jan. 29	at #25 Southern Miss	L	66-75
Feb. 3	at UNC Charlotte	W	63-54
Feb. 10	Southern Miss	W	64-63
Feb. 12	Tulane	W	77-65
Feb. 17	VCU	W	81-63
Feb. 19	at South Florida	W	85-69
Feb. 22	#2 Tennessee	L	33-66
Feb. 26	Louisville	W	68-60
Mar. 1	at West Virginia	W	82-66
Mar. 9	vs. Southern Miss5	L	66-67
Mar. 16	vs. St. Joseph's6	W	62-52
Mar. 18	at #1 Connecticut6	L	45-91

- 1 - Preseason WNIT
- 2 - Preseason WNIT
- 3 - San Juan Shootout in San Juan, Puerto Rico
- 4 - Diamond Club Classic in Blacksburg, Va.
- 5 - Metro Tourn. in Louisville, Ken.
- 6 - NCAA Tourn. in Storrs, Conn.

1995-96

Coach: Carol Alfano

Overall: 11-17; Atlantic 10: 8-8

Nov. 24	at Stetson	L	77-83
Nov. 29	at Radford	L	64-81
Dec. 6	at #5 Virginia	L	38-80
Dec. 9	at VCU	L	54-57
Dec. 19	at N. Arizona1	L	50-80
Dec. 20	vs. #23Florida1	L	48-65
Dec. 29	Hampton2	W	84-66
Dec. 30	Campbell2	W	70-59
Jan. 3	at Fordham	W	75-59
Jan. 11	at James Madison	L	58-75
Jan. 13	at G. Washington	L	58-79
Jan. 18	at Massachusetts	L	47-65
Jan. 20	at Duquesne	L	68-73
Jan. 25	La Salle	W	70-65
Jan. 28	Xavier (OT)	W	87-82
Feb. 1	at La Salle	L	53-77
Feb. 3	at St. Joseph's	L	50-57
Feb. 7	Duquesne	W	65-56
Feb. 10	Rhode Island	L	63-68
Feb. 12	Temple	W	86-49
Feb. 15	at Dayton	W	66-59
Feb. 17	at Xavier	L	70-83
Feb. 20	Richmond	L	55-64
Feb. 22	St. Bonaventure	W	75-68
Feb. 24	Dayton	W	79-59
Feb. 27	G. Washington (OT)	L	60-64
Mar. 1	Fordham3	W	90-78
Mar. 2	Massachusetts3	L	42-64

- 1 - Woodlands Plaza Classic in Flagstaff, Ariz.
- 2 - Diamond Club Classic in Blacksburg, Va.
- 3 - Atlantic 10 Tourn. in Blacksburg, Va.

1996-97

Coach: Carol Alfano

Overall: 10-21; Atlantic 10: 4-12

Nov. 21	UNC Greensboro	W	89-86
Nov. 29	vs. Michigan1	L	63-79
Nov. 30	vs. Pittsburgh1	L	63-72
Dec. 1	vs. Houston1	W	69-66
Dec. 5	James Madison	L	54-56
Dec. 11	Radford	L	83-84
Dec. 19	at Richmond	L	76-82
Dec. 29	Cornell2	W	73-50
Dec. 30	Loyola(Md.)2	W	58-55
Jan. 3	Iona	W	50-49
Jan. 6	at G. Washington	L	57-83
Jan. 8	at App. State	L	58-67
Jan. 10	at Temple	L	61-79
Jan. 12	St. Joseph's	L	44-75
Jan. 16	at Xavier (OT)	L	62-73
Jan. 18	at Dayton (2OT)	W	103-98
Jan. 21	G. Washington	L	44-82
Jan. 25	at La Salle	L	40-69



The Atlantic 10-champion 1997-98 team reached the NCAA second round.

Jan. 25	at Duquesne	L	67-84
Jan. 29	Massachusetts	L	52-54
Feb. 1	at Rhode Island	L	58-69
Feb. 3	Fordham	W	63-61
Feb. 6	#8 Virginia	L	41-90
Feb. 9	at St. Bonaventure	L	63-75
Feb. 13	Dayton	W	84-65
Feb. 15	Xavier	L	54-65
Feb. 17	at VCU	L	60-65
Feb. 20	Duquesne	W	70-62
Feb. 22	La Salle	L	54-67
Feb. 25	at St. Bonaventure3	W	83-78
Feb. 27	at La Salle3	L	66-81

- 1 - Hawaiian Airlines Wahine Classic in Honolulu, Hawaii
- 2 - Diamond Club Classic in Blacksburg, Va.
- 3 - Atlantic 10 Tournament

1997-98

Coach: Bonnie Henrickson

Overall: 22-10; Atlantic 10: 11-5

Nov. 21	East Carolina	W	68-39
Nov. 25	at #14 Virginia	L	49-64
Nov. 28	at St. Mary's1	W	68-59
Nov. 29	vs. Villanova1	L	46-55
Dec. 2	Appalachian St.	W	65-49
Dec. 4	at UNC Greensboro	W	88-74
Dec. 10	at Radford	W	84-67
Dec. 21	at James Madison	L	70-77
Dec. 29	UMBC2	W	89-36
Dec. 30	Siena2	L	64-69
Jan. 2	Rhode Island	W	84-60
Jan. 4	Massachusetts	L	56-58
Jan. 8	at Xavier	L	74-83
Jan. 10	at Dayton	W	75-64
Jan. 13	La Salle	W	65-57
Jan. 17	at G. Washington	W	64-57
Jan. 24	St. Bonaventure	W	84-73
Jan. 27	at Duquesne	L	86-99
Jan. 29	G. Washington	W	67-55
Feb. 1	at La Salle	W	67-55
Feb. 5	Dayton	W	68-66
Feb. 9	Xavier	L	68-69
Feb. 12	at St. Joseph's	L	43-58
Feb. 14	at Temple	W	69-51
Feb. 19	Duquesne	W	79-78
Feb. 21	at Fordham	W	59-44
Feb. 24	Fordham3	W	79-40
Feb. 26	at St. Joseph's3	W	67-62
Mar. 1	vs. G. Washington4	W	73-72
Mar. 2	at Massachusetts4(OT)	W	66-64
Mar. 14	vs. #24 Wisconsin5	W	75-64
Mar. 16	at #12 Florida5	L	57-89

- 1 - St. Mary's Thanksgiving Tipoff Classic in Moraga, Calif.
- 2 - Diamond Club Classic in Blacksburg, Va.
- 3 - Atlantic 10 Tournament
- 4 - Atlantic 10 Tourn. in Amherst, Mass.
- 5 - NCAA Tourn. in Gainesville, Fla.

1998-99

Coach: Bonnie Henrickson

Overall: 28-3; Atlantic 10: 15-1

Nov. 13	at Liberty	W	69-55
Nov. 15	at #4 Duke	W	72-70
Nov. 22	Radford	W	86-52
Nov. 24	James Madison	W	72-54
Nov. 30	#17 Virginia	W	81-65
Dec. 3	at App. State	W	69-60
Dec. 9	East Carolina	W	77-45
Dec. 12	Duquesne	W	67-60
Dec. 21	George Mason	W	66-57
Dec. 28	Akron1	W	80-59
Dec. 29	Miss. State1	W	73-52
Jan. 2	Fordham	W	78-61
Jan. 4	Dayton	W	76-59
Jan. 8	at Duquesne	W	80-69
Jan. 10	G. Washington	W	74-65
Jan. 15	at St. Bonaventure	W	87-64
Jan. 22	St. Joseph's	W	65-56
Jan. 24	Temple	W	89-69
Jan. 29	at Xavier	L	67-71
Jan. 31	at Dayton	W	68-60
Feb. 5	Xavier	W	61-60
Feb. 7	La Salle	W	70-57
Feb. 12	at Massachusetts	W	67-51
Feb. 14	at Rhode Island	W	64-62
Feb. 18	at La Salle	W	70-57
Feb. 21	G. Washington	W	66-64
Feb. 27	vs. Dayton2 (3OT)	W	73-72
Feb. 28	Xavier2	L	79-86
Mar. 13	Saint Peter's3	W	73-48
Mar. 15	Auburn3	W	76-61
Mar. 20	#2 Tennessee4	L	52-68

- 1 - Diamond Club Classic in Blacksburg, Va.
- 2 - Atlantic 10 Tourn. in Philadelphia, Pa.
- 3 - NCAA 1st & 2nd Rd. in Blacksburg, Va.
- 4 - NCAA Sweet 16 in Greensboro, N.C.

1999-00

Coach: Bonnie Henrickson

Overall: 20-11; Atlantic 10: 11-5

Nov. 15	Liberty	W	60-45
Nov. 17	#3 Georgia1	L	60-65
Nov. 26	vs. Southern Utah2	W	63-55
Nov. 27	at #16 Oregon2	L	53-73



The 1998-99 team won 28 games and advanced to the "Sweet 16" of the NCAA Tournament.

Nov. 30	App. State	W	75-55
Dec. 2	at James Madison	W	66-50
Dec. 5	Duquesne	W	78-42
Dec. 8	#20 Duke	L	61-70
Dec. 20	at #22 Virginia	L	62-67
Dec. 29	Hampton3	W	93-61
Dec. 30	UNC Charlotte3	W	72-61
Jan. 2	at Radford	W	66-42
Jan. 6	Rhode Island	W	81-38
Jan. 9	G. Washington	L	64-76
Jan. 16	at La Salle	W	76-57
Jan. 21	at Temple	W	59-54
Jan. 23	at St. Joseph's	W	62-53
Jan. 28	Dayton	L	65-69
Jan. 30	Xavier	L	60-64
Feb. 2	at G. Washington	L	58-73
Feb. 6	at Fordham	W	75-52
Feb. 10	at Xavier	L	46-68
Feb. 13	Massachusetts	W	66-45
Feb. 17	St. Bonaventure	W	73-56
Feb. 20	at Duquesne	W	68-56
Feb. 24	La Salle	W	64-57
Feb. 27	at Dayton	W	68-63
Mar. 3	vs. Rhode Island4	W	68-37
Mar. 4	vs. Massachusetts4	L	54-58
Mar. 16	Georgia State5	W	80-56
Mar. 18	Maryland5 (OT)L		60-68

1 - WNIT Preseason Tourn. in Blacksburg, Va.
 2 - Pepsi Shootout in Eugene, Ore.
 3 - Virginia Lottery-Hokie Hardwood Classic in Blacksburg, Va.

4 - Atlantic 10 Tourn. in Philadelphia, Pa.
 5 - WNIT in Blacksburg, Va.

2000-01

Coach: Bonnie Henrickson
 Overall: 22-9; BIG EAST: 11-5

Nov. 17	Liberty	W	72-51
Nov. 21	James Madison	W	78-60
Nov. 25	vs. Mich. State1	W	50-36
Nov. 26	at Florida State1	L	57-77
Nov. 30	#17 Virginia	W	57-56
Dec. 2	at Richmond	W	77-74
Dec. 6	at #7 Rutgers	L	53-61
Dec. 9	Radford	W	71-45
Dec. 18	at Clemson	L	59-80
Dec. 21	at Old Dominion	W	69-57
Dec. 28	UNC Asheville2	W	85-47
Dec. 29	Maine2	W	79-68
Jan. 3	#3 Notre Dame	L	64-75
Jan. 7	Miami	W	64-51
Jan. 13	at #3 Notre Dame	L	55-75
Jan. 17	at Boston College	W	64-52
Jan. 20	Georgetown	W	79-50
Jan. 23	#24 Villanova	W	65-59
Jan. 31	at Syracuse	W	48-46
Feb. 3	Providence	W	65-54
Feb. 7	#3 Connecticut	L	38-90
Feb. 11	Pittsburgh	W	86-50
Feb. 14	at West Virginia	W	92-53
Feb. 18	Boston College (OT)L		59-65
Feb. 21	Providence	W	71-64
Feb. 24	at Seton Hall	W	52-46

Feb. 27	at St. John's	W	62-54
Mar. 4	vs. #23 Villanova3	W	73-67
Mar. 5	vs. #1 Notre Dame3	L	49-67
Mar. 16	vs. Denver4	W	77-57
Mar. 18	at #12 Texas Tech4	L	52-73

1 - Tallahassee Democrat Classic in Tallahassee, Fla.
 2 - Lady Luck Classic in Blacksburg, Va.
 3 - BIG EAST Tourn. in Storrs, Conn.
 4 - NCAA n Lubbock, Texas

2001-02

Coach: Bonnie Henrickson
 Overall: 21-11; BIG EAST: 9-7

Nov. 15	Richmond	W	76-62
Nov. 19	#16 Old Dominion	W	68-62
Nov. 24	vs. N.W State1	W	71-46
Nov. 25	at #19 LSU	L	65-66
Nov. 29	at Virginia	L	58-60
Dec. 5	at Pittsburgh	W	83-64
Dec. 8	at Liberty	W	56-40
Dec. 12	at Radford	W	80-46
Dec. 21	at James Madison	W	70-47
Dec. 28	Gardner-Webb2	W	76-39
Dec. 29	Hampton2	W	83-43
Jan. 3	Clemson	W	68-58
Jan. 5	Syracuse	W	62-56
Jan. 9	#24 Boston College	W	73-52
Jan. 12	at Georgetown	W	71-64
Jan. 16	West Virginia	W	67-62
Jan. 19	St. John's	W	69-50
Jan. 23	at Syracuse	L	59-75

Jan. 26	at Notre Dame	L	57-64
Jan. 29	#1 Connecticut	L	50-59
Feb. 5	Miami	W	72-60
Feb. 10	at #1 Connecticut	L	42-77
Feb. 13	at Providence	L	61-67
Feb. 17	Seton Hall	W	74-52
Feb. 20	at Miami	L	53-55
Feb. 23	at Villanova	L	64-76
Feb. 26	Rutgers	W	70-63
Mar. 2	at Rutgers3	L	43-44
Mar. 13	UNC Greensboro4	W	51-45
Mar. 16	G. Washington4	W	68-52
Mar. 20	Vermont4	W	76-48
Mar. 23	Houston (OT)L		72-77

1 - Crayfish Classic in Baton Rouge, La.
 2 - Lady Luck Classic in Blacksburg, Va.
 3 - BIG EAST Tourn. in Piscataway, N.J.
 4 - WNIT in Blacksburg, Va.

2002-03

Coach: Bonnie Henrickson
 Overall: 22-10; BIG EAST: 10-6

Nov. 22	UNC Greensboro	W	54-46
Nov. 29	at Fla. International1	L	70-79
Nov. 30	vs. Washington State1	W	72-50
Dec. 3	Virginia	W	72-56
Dec. 7	James Madison (OT)W		77-73
Dec. 11	at Maryland	W	60-57
Dec. 14	at Liberty	W	53-50
Dec. 21	at Old Dominion	L	49-63
Dec. 28	UT Martin2	W	87-55
Dec. 29	Duquesne2	W	66-52
Dec. 31	Radford	W	78-56
Jan. 4	Syracuse	W	73-63
Jan. 7	at #22 Villanova	L	60-62
Jan. 12	at #2 Connecticut	L	57-69
Jan. 15	Pittsburgh	W	61-53
Jan. 18	at West Virginia	W	55-48
Jan. 22	#23 Rutgers (OT)W		66-64
Jan. 28	at Miami (OT)L		66-67
Feb. 1	Providence	W	80-56
Feb. 4	at Seton Hall	W	55-46
Feb. 9	Notre Dame	W	53-50
Feb. 12	Georgetown	W	78-46
Feb. 16	at #22 Boston College	L	47-65
Feb. 22	#20 Villanova	L	61-71
Feb. 26	at #20 Rutgers	L	43-67
Mar. 1	West Virginia	W	76-64
Mar. 4	at St. John's	W	69-53
Mar. 8	vs. West Virginia3	W	66-60
Mar. 9	vs. #23 Boston Col.3(OT)W		74-70
Mar. 10	vs. #1 Connecticut	L	54-71
Mar. 22	vs. Georgia Tech4	W	61-59
Mar. 24	at #10 Purdue	L	62-80

1 - FIU Thanksgiving Classic in Miami, Fla.
 2 - Lady Luck Classic in Blacksburg, Va.
 3 - BIG EAST Tourn. in Piscataway, N.J.
 4 - NCAA in West Lafayette, Ind.




The 2002-2003 team advanced to the second round of the NCAA Tournament and finished with a 22-10 record.

LADY LUCK CLASSIC

Once again this season, Virginia Tech will host a holiday tournament. The Lady Luck Classic will be held Dec. 28-29 in Cassell Coliseum featuring Furman, Holy Cross, Wake Forest and the Hokies. This will mark the 14th consecutive year for the tournament, which began in 1990 as the Diamond Club Classic and was changed to its current name when the Virginia Lottery became the title sponsor.

Erin Gibson was named MVP of the Lady Luck Classic last season.



RESULTS & HONORS

1990 George Mason 75, Morehead State 68
Virginia Tech 92, Towson State 61
Consolation: Morehead State 84, Towson State 70
Championship: George Mason 57, Virginia Tech 56
All-Tournament Team: Antoinette Battle, MVP (GMU), Sondi Eden (MSU), Lisa Griffith (VT), Monique Hilton (GMU), Sue Logsdon (VT)

1991 UNC Greensboro 76, Austin Peay 70
Virginia Tech 78, Akron 60
Consolation: Austin Peay 75, Akron 53
Championship: Virginia Tech 84, UNC Greensboro 65
All-Tournament Team: Phyllis Tonkin, MVP (VT), Kymm Elliott, (UNCG), Jennifer Fritts (AP), Lisa Griffith (VT), Betsy Jeffries (AP)

1992 Marshall 68, Campbell 58
Virginia Tech 92, Drexel 41
Consolation: Campbell 71, Drexel 52
Championship: Virginia Tech 84, Marshall 78
All-Tournament Team: Lisa Leftwich, MVP (VT), Lisa Allison (CU), Tracy Krueger (MU), Christi Osborne (VT), Jenette Reed (MU)

1993 Appalachian St. 80, William & Mary 63
Virginia Tech 90, Colgate 68
Consolation: William & Mary 76, Colgate 58
Championship: Virginia Tech 77, Appalachian St. 76
All-Tournament Team: Christi Osborne, MVP (VT), Ashleigh Akens (W&M), Angela Crosby (ASU), Jenny Root (VT), Jen Smith (CU)

1994 North Carolina 80, Rhode Island 68
Virginia Tech 73, Furman 61
Consolation: Rhode Island 82, Furman 75
Championship: North Carolina 57, Virginia Tech 52
All-Tournament Team: Jenny Root, MVP (VT), Marion Jones (UNC), Christi Osborne (VT), Tracy Reid (UNC), Charlotte Smith (UNC), Dayna Smith (URI)

1995 Campbell 69, Lafayette 47
Virginia Tech 84, Hampton 66
Consolation: Hampton 80, Lafayette 71
Championship: Virginia Tech 70, Campbell 59
All-Tournament Team: Sherry Banks, MVP (VT), Michelle Hollister (VT), Beth Stockwell (CU), Felecia Autry (CU), Dana Gould (UL), Lajayah Miles (HU)

1996 Loyola (Md.) 86, South Carolina 65
Virginia Tech 73, Cornell 50
Consolation: South Carolina 60, Cornell 56
Championship: Virginia Tech 58, Loyola (Md.) 55
All-Tournament Team: Kim Seaver, MVP (VT), Renéé Maitland (VT), Lynn Albert (LU) Jina Mosley (LU), Nikki Miars (USC)

1997 Siena 92, Furman 85
Virginia Tech 89, UMBC 36
Consolation: Furman 77, UMBC 53
Championship: Siena 69, Virginia Tech 64
All-Tournament Team: Melanie Halker, MVP (SU), Erin Boland (SU), Michelle Houseright (VT), Kelly Drinka (VT), Heidi White (FU)

1998 Mississippi State 83, Campbell 56
Virginia Tech 80, Akron 59
Consolation: Akron 70, Campbell 60
Championship: Virginia Tech 73, Mississippi State 52
All-Tournament Team: Amy Wetzel, MVP (VT), Tere Williams (VT), Lisa Witherspoon (VT) Jannifer Fambrough (MSU), Abby Hoy (UA)

1999 UNC Charlotte 72, Bowling Green 62
Virginia Tech 93, Hampton 61
Consolation: Hampton 78, Bowling Green 70
Championship: Virginia Tech 72, UNC Charlotte 61
All-Tournament Team: Tere Williams, MVP (VT), Nicole Jones (VT), Jameka Jones (UNCC), LaShondra Dixon (HU), Francine Miller (BGU)

2000 Maine 79, Marshall 58
Virginia Tech 85, UNC Asheville 47
Consolation: Marshall 85, UNC Asheville 73
Championship: Virginia Tech 79, Maine 68
All-Tournament Team: Nicole Jones, MVP (VT), Tere Williams (VT), Jessica Guarneri (UNCA), Yaschico Stevens (MU), Kizzy Lopez (UM)

2001 Hampton 78, Elon 73
Virginia Tech 76, Gardner-Webb 39
Consolation: Elon 73, Gardner-Webb 65
Championship: Virginia Tech 83, Hampton 43
All-Tournament Team: Sarah Hicks, MVP (VT), Ieva Kublina (VT), Nicole Jones (VT), LaShondra Dixon (HU), Lineni Noa (HU)

2002 Duquesne 73, Loyola 64
Virginia Tech 87, UT Martin 55
Consolation: Loyola 89, UT Martin 57
Championship: Virginia Tech 66, Duquesne 52
All-Tournament Team: Erin Gibson, MVP (VT), Emily Lipton (VT), Beth Friday (DU), Aiga Bautre (DU), Jennifer Mitchell (LU)

LADY LUCK CLASSIC RECORDS

Individual (One Game)

Most Points	28, LaShondra Dixon (Hampton) vs. Bowling Green, 1999 Jessica Guarneri (UNC Asheville) vs. Marshall, 2000
Most Field Goals	11, Melanie Halker (Siena) vs. Virginia Tech, 1997 Lashondra Dixon (Hampton) vs. Elon, 2001
Most Field Goal Attempts	23, Dana Gould (Lafayette) vs. Hampton, 1995
Most 3-Point Field Goals	6, Amy Watson (UT Martin) vs. Virginia Tech, 2002
Most 3-Point Field Goal Attempts	11, Haley Cook (Furman) vs. UMBC, 1997 LaShondra Dixon (Hampton) vs. Bowling Green, 1999
Most Free Throws	15, Lisa Allison (Campbell) vs. Drexel, 1992 Angela Crosby (Appalachian St.) vs. William & Mary, 1993
Most Free Throw Attempts	19, Angela Crosby (Appalachian St.) vs. William & Mary, 1993
Most Rebounds	23, Jenette Reed (Marshall) vs. Campbell, 1992
Most Assists	11, Corey Hewitt (Loyola, Md.) vs. South Carolina, 1996 Jaymee Wappes (Bowling Green) vs. Hampton, 1999 Jayme Chikos (Elon) vs. Hampton, 2001
Most Steals	7, Earlisha Dill (George Mason) vs. Morehead St., 1990 Tracy Krueger (Marshall) vs. Campbell, 1992
Most Blocks	6, Beth Friday (Duquesne) vs. Loyola, 2002

Individual (Two Games)

Most Points	53, Angela Crosby (Appalachian St.), 1993
Most Field Goals	21, Melanie Halker (Siena), 1997
Most Field Goal Attempts	38, Melanie Halker (Siena), 1997
Most Three-Point Field Goals	7, Yolanda Settles (William & Mary), 1993 Heidi White (Furman), 1997 LaShondra Dixon (Hampton), 1999 Amy Watson (UT Martin), 2002
Most Three-Point Field Goal Attempts	19, Bridgit Phillips (Hampton), 1999
Most Free Throws	21, Angela Crosby (Appalachian St.), 1993
Most Free Throw Attempts	30, Angela Crosby (Appalachian St.), 1993
Most Rebounds	31, Nicole Jones (Virginia Tech), 1999
Most Assists	18, Jayme Chikos (Elon), 2001
Most Steals	10, Tracy Krueger (Marshall), 1992
Most Blocks	8, Adrienne Jordan (UNC Charlotte), 1999 Beth Friday (Duquesne), 2002

Team (One Game)

Most Points	93, Virginia Tech (vs. Hampton), 1999
Most Field Goals	37, Virginia Tech (vs. Drexel), 1992
Most Field Goal Attempts	81, Marshall (vs. UNC Asheville), 2000
Most Three-Point Field Goals	11, Bowling Green (vs. Hampton), 1999
Most Three-Point Field Goal Attempts	35, Bowling Green (vs. Hampton), 1999
Most Free Throws	36, Virginia Tech (vs. UNC Charlotte), 1999
Most Free Throw Attempts	45, Virginia Tech (vs. Hampton), 1999
Most Rebounds	57, Virginia Tech (vs. Drexel), 1992
Most Assists	25, Loyola (vs. UT Martin), 2002
Most Steals	18, Virginia Tech (vs. Colgate), 1993
Most Blocks	9, Loyola (vs. UT Martin), 2002

Team (Two Games)

Most Points	192, Virginia Tech, 1992
Most Field Goals	68, Virginia Tech, 2001
Most Field Goal Attempts	155, Marshall, 2000
Most Three-Point Field Goals	16, Bowling Green, 1999
Most Three-Point Field Goal Attempts	60, Bowling Green, 1999
Most Free Throws	67, Virginia Tech, 1999
Most Free Throw Attempts	87, Virginia Tech, 1999
Most Rebounds	110, Campbell, 1995
Most Assists	45, Virginia Tech, 2001
Most Steals	28, Virginia Tech, 1993
Most Blocks	13, Virginia Tech, 1992 13, Virginia Tech, 2002



Nicole Jones (above) holds the two-game rebounding record at the Lady Luck Classic. Tere Williams (below) led Tech to a tourney-record 93 points in a win over Hampton.



LETTERWINNERS

Women's basketball became a varsity sport at Virginia Tech starting with the 1976-77 season. Following is a list of the Hokies' all-time letterwinners:

Name **Years Played**

- Kim Albany 1978-82
- Maria Albertsson 1998-99
- Jackie Ansley 1981-84
- Michelle Bain 1984-88
- Sherry Banks 1994-97
- Mary Beth Bergmann ... 1987-91
- Sandy Berry 1978-81
- Thea Bertola 1976-77
- Kelly Bradley 1977-79
- Noreen Brennan 1981-85
- Taiqua Brittingham 1981-85
- Latisia Brown 1988-92
- Stacy Brown 1993-96
- Peg Bunger 1976-79
- Kristin Burke 1996-97
- Kelley Burrier 1992-93
- Amy Byrne 1986-90
- Stephanie Carter 1991-95
- Dawn Chriss 2002-
- Maureen Corrigan 1980-82
- Sonya Dalton 1979-80

- Renee Dennis 1983-87
- Angela Donnell 1991-95
- Maureen Donovan 1983-87
- Kelly Drinka 1996-99
- Rayna DuBose 2001-
- Tammie Edwards 1979-83
- Megan Finnerty 2002-
- Brandy Fowler 2002-
- Judy Fowler 1991-93
- Jeni Garber 1988-91
- Karen Garbis 1976-79
- Kerri Gardin 2002-
- Terri Garland 1992-95
- Erin Gibson 2001-
- Mary Gilligan 1979-80
- Angie Gray 1992-95
- Stephanie Green 1985-89
- Lisa Griffith 1989-93
- Lisa Guarneri 2000-02
- Cathy Hall 1976-78
- Lisa Haney 1984-88
- Kathy Hanover 1979-83
- Sarah Hicks 1998-02
- Sarah Hillyer 1989-90
- Michelle Hollister (Houseright)
1995-96, 98-99
- Meg Hunter 1997-98
- Donna Hylton 1976-79

- Shavena Jamieron ... 1987-91
- Nicole Jones 1999-02
- Cyndi Justice 1987-91
- Denise Kayajian 1986-88
- Angie Kelly 1982-86
- Gail Kelly 1976-78
- Ieva Kublina 2000-
- Pauline Landes 1978-81
- Cynthia Lee 1992-95
- Robin Lee 1981-85
- Lisa Leftwich 1991-95
- Missy Lemons 1997-00
- Amy Lingenfelder 2001
- Emily Lipton 1999-2003
- Sue Logsdon 1990-94
- Reneé Maitland 1995-98
- Carrie Mason 2002-
- Candy Michel 1988-90
- Tracy Miller 1980-85
- Barb Morris 1976-78
- Suzanne Mott 1984-88
- Sandra Nichols 1981-83
- Lynette Nolley 1995-98
- Katie O'Connor 1996-99
- Christi Osborne 1991-95
- Jamie Osborne 1985-88
- Mollie Owings 1999-02
- Susan Pellicoro 1980-84

- Fran Pfister 1981-83
- Lisa Price 1977-80
- Fran Recchia 2001-
- Jenny Root 1991-95
- Caroline Sadler 1979-81
- Missy Sallade 1986-90
- Wendy Sanders 1986-88
- Erica Scott 1989-91
- Joely Scott 1989-92
- Kim Seaver 1996-00
- Davina Simmons 2000-
- Benita Smith 1985-89
- Dayna Sonovick 1987-92
- Sis Spriggs 1978-81
- Chrystal Starling 1999-2003
- Debbie Stovall 1977-78
- Christina Strother 1999-01
- Debbie Thomas 1976-77
- Phyllis Tonkin 1988-92
- Joyce Waddy 1983-87
- Linda Walther 1976-78
- Susan Walvius 1982-86
- Dana Walvius 1986-90
- Amy Wetzel 1998-01
- Julie Williams 1979-81
- Katrina Williams 1999-00
- Tere Williams 1998-01
- Lisa Witherspoon 1996-99

VIRGINIA TECH SPORTS HALL OF FAME



Renee Dennis (1983-87) and Amy Byrne (1986-90) are the first women's basketball players to be enshrined in the Virginia Tech Sports Hall of Fame. Dennis (above) is pictured during a 1997 ceremony in which she was inducted into the hall. Byrne (right) is pictured being honored in front of more than 53,000 fans at a football game in Lane Stadium, when she became a member in 2001.

TECH ALUMNI

Virginia Tech is a public institution with a world-renowned reputation in high-technology fields, such as engineering, architecture and the sciences. The university teaches more than 28,000 students, including 1,500 international students representing 110 countries. Virginia Tech offers over 70

undergraduate and nearly 150 master's and doctoral degree programs taught by nationally and internationally recognized scholars.


Many Virginia Tech women's basketball players have gone on to have successful careers with both

large and small companies. The following are just a few examples of the success obtained by Virginia Tech women's basketball

alumni. These former players demonstrate on a daily basis the results of Tech's commitment to excellence for all student-athletes.



Renee Maitland




Michelle Hollister Houseright

Former Player	Class	Occupation
Jackie Ansley	1985	Sports Performance Specialist
Cathy Hall Arocho	1979	CPA-Director of Accounting
Stephanie Green Ballein	1989	Virginia Tech Health & PE Department
Thea Bertola	1977	Guidance Counselor, Monticello (Va.) High School
Michelle Bain Brink	1988	Account Executive, Nike
Kelly Drinka	1999	Veterinary Technician
Angela Donnell	1995	Mental Health Social Worker
Kathy Duncan	1980	Band Director, Auburn High and Middle Schools
Angie Gray Edwards	1995	Associate Brand Manager, Marketing
Amy Byrne Feathers	1990	Architect/Project Manager
Mary Beth Bergmann Fischer	1991	Homemaker
Terri Garland	1996	Police Officer
Lisa Griffith	1993	Elementary School Physical Education Instructor
Kathy Hanover	1983	Physical Education Instructor
Lisa Haney	1988	Math Instructor and Girls Basketball Coach, Monticello High School
Michelle Hollister Houseright	1999	Eli Lilly Pharmaceuticals Sales Representative
Pam Johnson	1985	Human Resources Generalist
Cyndi Justice	1991	Asst. Basketball & Volleyball Coach, Bridgewater College
Elizabeth McCullough Kloc	1993	Teacher
Robin Lee	1985	Clinical Director for Residential Mental Health Facility
Lisa Leftwich	1995	Property Manager
Missy Lemons	2000	Graduate student in School of Physical Therapy at Ohio University
Reneé Maitland	1998	Plant Engineer
Jamie Osborne Little	1988	Homemaker
Katie O'Connor	1999	Assistant Basketball Coach, Virginia Tech
Jenny Root Price	1995	Civil Engineer, City of Roanoke
Lisa Witherspoon Reed	1999	Elementary School PE Instructor
Missy Sallade	1990	Assistant Director, Reach of Denton
Joely Scott	1992	Freelance Illustrator
Taiqua Brittingham Steward	1985	Financial Analyst
Kim Albany Sutlive	1982	Physical Therapist
Lynette Nolley Vest	1998	Manager of Family Business
Christi Osborne Vest	1995	Former Elementary Teacher
Joyce Waddy	1987	Senior Corrections Officer
Susan Walvius	1986	Head Basketball Coach, University of South Carolina
Amy Wetzel	2001	Osteopathic Medical School Student
Tisa Brown Wood	1992	Accountant

★ HONOR ROLL ★



Lisa Witherspoon



Christi Osborne

GTE Academic All-American

Christi Osborne first team, 1994-95;
second team, 1993-94

GTE District III Academic All-American

Amy Byrne 1988-89
Christi Osborne 1992-93, 1993-94, 1994-95
Maria Albertsson 1997-98, 1998-99
Amy Wetzel 1998-99, 1999-00
Sarah Hicks 2001-02

Rawlings Scholarship Award

Christi Osborne 1994-95

Associated Press All-American

Tere Williams honorable mention 1999
Lisa Witherspoon honorable mention 1999

Kodak All-American

Jenny Root honorable mention 1995

WomensCollegeHoops.com

All-American Freshman

Carrie Mason honorable mention 2003

Women's Basketball News Service

Freshman All-American

Tere Williams third team 1998

Tere Williams



Jenny Root was a member of the gold medal-winning East team at the 1993 Olympic Festival.



Carrie Mason



Amy Wetzel

All-Atlantic 10 Conference

- Michelle Houseright second team 1996
- Chrystal Starling third team 2000
- Tere Williams first team 2000
first team 1999
second team 1998
- Amy Wetzel second team 2000
second team 1999
- Lisa Witherspoon second team 1999

Atlantic 10 All-Championship Team

- Michelle Houseright 1998
- Tere Williams 1998
- Amy Wetzel 1999

Atlantic 10 All-Rookie Team

- Katie O'Connor 1996
- Kim Seaver 1997
- Tere Williams 1998
- Nicole Jones 1999
- Chrystal Starling 2000

Atlantic 10 Co-Rookie of the Year

- Tere Williams 1998

Atlantic 10 Most Improved Player

- Reneé Maitland 1997
- Katie O'Connor 1999

Atlantic 10 Defensive Player of the Year

- Lisa Witherspoon 1999
- Amy Wetzel 2000

Atlantic 10 Sixth Player of the Year

- Michelle Houseright 1998-99

All-BIG EAST Conference

- Ieva Kublina first team 2003
second team 2002
- Sarah Hicks third team 2002
- Tere Williams second team 2001

BIG EAST Most Improved Player

- Ieva Kublina 2002

BIG EAST All-Rookie Team

- Carrie Mason 2003



Sarah Hicks



Ieva Kublina



Christi Osborne was named Metro Tournament MVP in 1994.

Metro Conference Player of the Year

- Jenny Root 1994-95

All-Metro Conference

- Taiqua Brittingham first team 1984
- Renee Dennis first team 1986, 87
- Susan Walvius first team 1986
- Angie Kelly second team 1986
- Maureen Donovan second team 1987
- Michelle Bain second team 1988
- Amy Byrne first team 1980;
second team 1989
- Missy Sallade second team 1989, 90
- Jeni Garber second team 1991
- Lisa Griffith second team 1992
- Christi Osborne second team 1993, 94, 95
- Jenny Root first team 1994, 95;
second team 1993

Metro Conference All-Tournament

- Taiqua Brittingham 1983-84
- Renee Dennis 1986-87
- Jeni Garber 1988-89
- Sue Logsdon 1993-94
- Christi Osborne 1992, 93, 94 (MVP)

Metro Conference All-Rookie Team

- Jeni Garber 1988-89
- Sue Logsdon 1990-91
- Christi Osborne 1991-92

THE 03-04 HOKIES



Bonnie Henrickson
Head Coach



Karen Lange
Assistant Coach



Katie O'Connor
Assistant Coach



Kelly Kramer
Assistant Coach



Trena Anderson
Director of Basketball Operations



5 Kirby Copeland
G • 5-10 • Fr.
Morrow, Ga.



10 Fran Recchia
G • 5-7 • r-So.
Flower Mound, Texas



11 Nare Diawara
C • 6-6 • Fr.
Bamako, Mali



14 Ieva Kublina
F/C • 6-4 • Sr.
Riga, Latvia



21 Brandy Fowler
C • 6-1 • Sr.
Cary, N.C.



23 Dawn Chriss
G • 6-1 • So.
Hillcrest Heights, Md.



24 Carrie Mason
G • 5-7 • So.
Seneca, Pa.



25 Britney Anderson
F • 6-0 • Fr.
Blacksburg, Va.



32 Kerri Gardin
F • 6-1 • So.
Morganton, N.C.



42 Davina Simmons
F/C • 6-0 • Sr.
Winston-Salem, N.C.



45 Megan Finnerty
C • 6-3 • So.
Atlanta, Ga.



54 Erin Gibson
F/C • 6-2 • Jr.
Galax, Va.



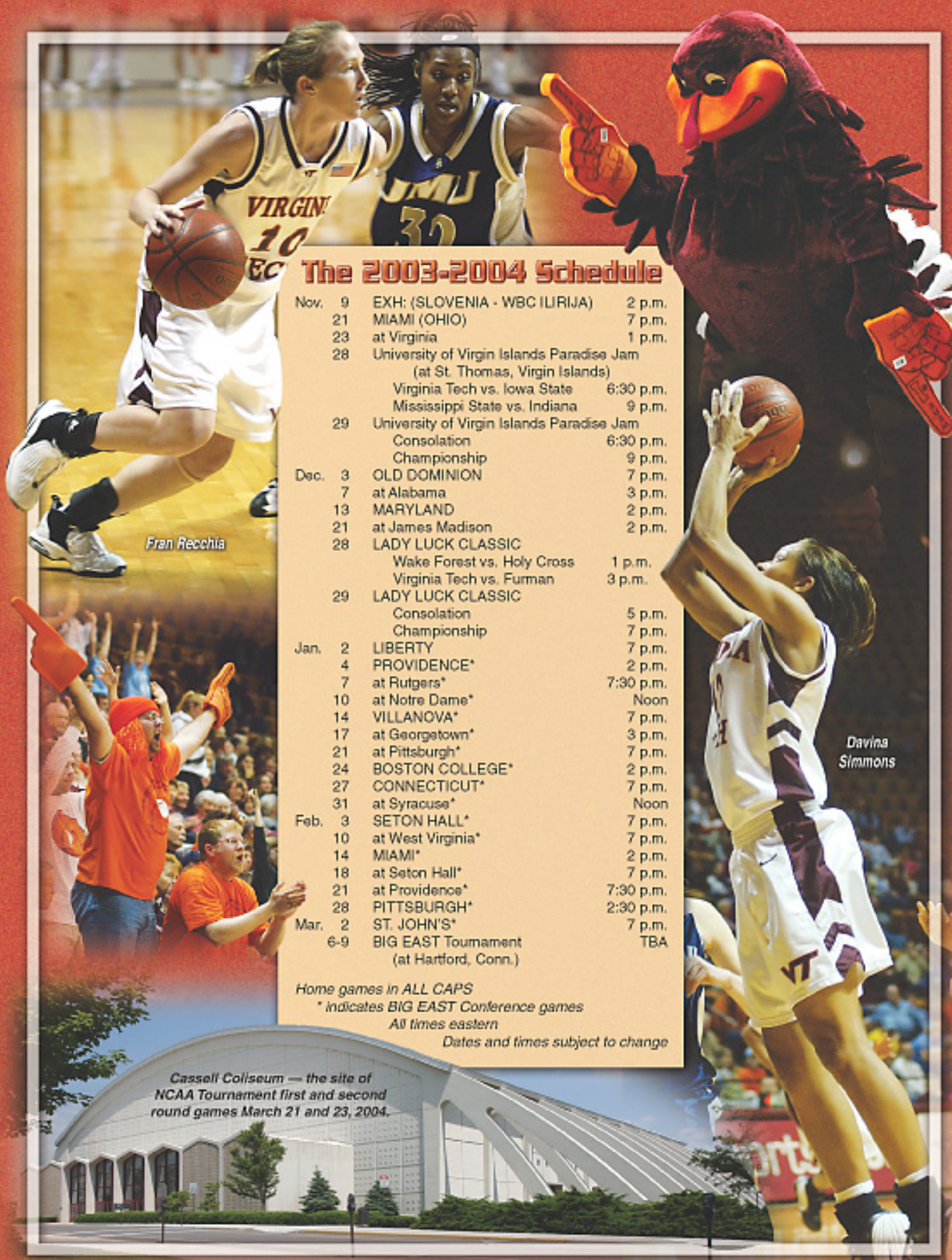
Rayna DuBose
Student Assistant Coach



Ron Esteban
Athletic Trainer



Torje Hurst
Sports Information



The 2003-2004 Schedule

Nov. 9	EXH: (SLOVENIA - WBC ILIRIJA)	2 p.m.
21	MIAMI (OHIO)	7 p.m.
23	at Virginia	1 p.m.
28	University of Virgin Islands Paradise Jam (at St. Thomas, Virgin Islands)	
	Virginia Tech vs. Iowa State	6:30 p.m.
	Mississippi State vs. Indiana	9 p.m.
29	University of Virgin Islands Paradise Jam Consolation	6:30 p.m.
	Championship	9 p.m.
Dec. 3	OLD DOMINION	7 p.m.
7	at Alabama	3 p.m.
13	MARYLAND	2 p.m.
21	at James Madison	2 p.m.
28	LADY LUCK CLASSIC Wake Forest vs. Holy Cross	1 p.m.
	Virginia Tech vs. Furman	3 p.m.
29	LADY LUCK CLASSIC Consolation	5 p.m.
	Championship	7 p.m.
Jan. 2	LIBERTY	7 p.m.
4	PROVIDENCE*	2 p.m.
7	at Rutgers*	7:30 p.m.
10	at Notre Dame*	Noon
14	VILLANOVA*	7 p.m.
17	at Georgetown*	3 p.m.
21	at Pittsburgh*	7 p.m.
24	BOSTON COLLEGE*	2 p.m.
27	CONNECTICUT*	7 p.m.
31	at Syracuse*	Noon
Feb. 3	SETON HALL*	7 p.m.
10	at West Virginia*	7 p.m.
14	MIAMI*	2 p.m.
18	at Seton Hall*	7 p.m.
21	at Providence*	7:30 p.m.
28	PITTSBURGH*	2:30 p.m.
Mar. 2	ST. JOHN'S*	7 p.m.
6-9	BIG EAST Tournament (at Hartford, Conn.)	TBA

Fran Recchia

Davina Simmons

Home games in ALL CAPS

* indicates BIG EAST Conference games

All times eastern

Dates and times subject to change

Cassell Coliseum — the site of
NCAA Tournament first and second
round games March 21 and 23, 2004.



Senior forward Erin Gibson scores during the Hokies' 53-50 win over Notre Dame at Cassell Coliseum last season.

BIG EAST All-Rookie Team point guard Carrie Mason in Tech's second-round NCAA Tournament game against Purdue.



The 2003-2004 Hokies

(front, l to r) Coach Bonnie Henrickson, Assistant Coach Karen Lange, Assistant Coach Katie O'Connor, Brandy Fowler, Ieva Kubilina, Davina Simmons, Assistant Coach Kelly Kramer, Director of Basketball Operations Trena Anderson, Athletic Trainer Ron Esteban; (back l to r) Manager LeShawn Weston, Carrie Mason, Britney Anderson, Dawn Charles, Erin Gibson, Nare Diawara, Megan Finnerty, Kerl Gardin, Fran Recchia, Kirby Copeland, Rayna DuBose and Manager Stefany Bennett