

2014-15 VIRGINIA TECH  
WOMEN'S BASKETBALL

UNITY  
SPIRIT  
ENERGY  
FOCUS  
PERSEVERANCE  
CONFIDENCE  
POWERED BY  
COURAGE  
ENDURANCE  
POSSIBILITIES  
RESPECT  
HONOR  
DEDICATION  
ADIRAT



# HOKIES



# ITALY 2014

The Virginia Tech women's basketball team traveled to Italy in May for a 10-day foreign tour that included three games as Tech faced USD Santa Marinella, AS Virtus Basket Spezia and the Israeli National Team. The Hokies visited several cities while in Italy, including Rome, Venice, Florence, Pisa, Verona and Lake Como. During this once-in-a-lifetime trip, the team got the opportunity to tour the Colosseum, Pantheon, Roman Forum, Vatican City and the famed Sistine Chapel while on the Rome part of the trip. Tech traveled to Florence to visit Michelangelo's David as well as Il Duomo di Firenze and the Ponte Vecchio bridge over the Arno River. While in the Tuscany region, the Hokies toured the Leaning Tower of Pisa, walking to the top of the tower that overlooks the Field of Miracles, the Baptistery of San Giovanni and St. Mary's Cathedral. In Venice, the Hokies were able to fully explore the famous city and took guided tours of the famed Murano Glassworks and Saint Mark's Basilica. The final leg of the journey included a stop in Verona to see Juliette's Balcony before traveling on to one of the most beautiful places in world, Lake Como, which was highlighted by a guided boat tour and a visit to the Bellagio.





VIRGINIA TECH  
**WOMEN'S BASKETBALL**  
 2014-2015 SEASON

**TABLE OF CONTENTS**

**INTRODUCTION**

Hahn Hurst Basketball Practice Center . . . . .2  
 Athletic Complex . . . . .4  
 Cassell Coliseum . . . . .6  
 Quick Facts . . . . .8  
 2014-15 Schedule . . . . .OBC

**2014-15 PLAYER PROFILES**

Hannah Young . . . . .10  
 Vanessa Panousis . . . . .11  
 Taijah Campbell . . . . .12  
 Samantha Hill . . . . .13  
 Kelsey Conyers . . . . .14  
 Tara Nahodil . . . . .15  
 Brielle Blaire . . . . .16  
 Sidney Cook . . . . .16  
 Regan Magarity . . . . .17  
 Lindsey Oblitey . . . . .17  
 Rachel Camp . . . . .18  
 Dominique Powell . . . . .18  
 Khadedra Croker . . . . .19  
 Support Staff . . . . .20  
 2014-15 Roster . . . . .21  
 2014-15 TV/Radio Roster . . . . .22

**COACH PROFILES**

Head Coach Dennis Wolff . . . . .23  
 Assistant Coach Bett Shelby . . . . .24  
 Assistant Coach Morgan Valley . . . . .24  
 Assistant Coach Jermaine Woods . . . . .25  
 Director of WBB Operations Bill Old . . . . .25  
 Video Coordinator Brittany Morris . . . . .26  
 Assistant to Head Coach LaTanya Collins . . . . .26

**2013-14 SEASON IN REVIEW**

Season Notes . . . . .28  
 Season Statistics . . . . .29  
 Season Results . . . . .30  
 Game-by-Game Comparison . . . . .31  
 Points-Rebounds-Assists . . . . .32

**HISTORY & RECORDS**

Hokie Hoops History . . . . .34  
 Post Season Appearances . . . . .36  
 Big Victories for Tech . . . . .38  
 Milestone Wins . . . . .40  
 Conference Timeline . . . . .41  
 Individual Records and Career Records . . . . .42  
 Team Records and Miscellaneous Records . . . . .43  
 Single Game Top-10 and 30+ Point Performances . . . . .44  
 Records by Class . . . . .45

Year-by-Year Leaders . . . . .46  
 Tech's Top Ten . . . . .48  
 1,000 Point Club . . . . .50  
 All-Time Best in the Cassell . . . . .53  
 Year-by-Year Results . . . . .54  
 All-Time Series Results . . . . .58  
 All-Time Series Records . . . . .62  
 All-Time Roster . . . . .63  
 Tech Sports Hall of Fame Members . . . . .63  
 Honor Roll . . . . .64

**THE UNIVERSITY**

About Virginia Tech . . . . .66  
 Athletics Department Directory . . . . .68

**STUDENT-ATHLETE SUPPORT**

Student-Athlete Academic Support Services . . . . .71  
 Office of Student-Athlete Development . . . . .72  
 Athletic Performance: Strength . . . . .73  
 Athletic Performance: Psychology, Nutrition . . . . .74  
 Nutrition Oasis . . . . .75  
 Sports Medicine . . . . .76  
 Players in the Pros . . . . .77  
 Hardwood Club . . . . .78  
 Keeping Up With the Hokies . . . . .79

# HAHN HURST BASKETBALL PRACTICE CENTER

Virginia Tech is able to claim one of the finest practice facilities in major college basketball. The Hahn Hurst Basketball Practice Center affords the Hokies every convenience needed to build an elite college basketball program.

Since moving into the center in August 2009, this \$21 million facility has given the Hokies the facility so needed to compete at the highest level. The 49,000 foot building, which ties together modern, state-of-the-art amenities with the architectural integrity of the beautiful Virginia Tech campus, is a shining beacon to the commitment the university has made to basketball.

From the moment you walk through the front doors, you are engulfed with the magnitude of this beautiful facility. The two-story front lobby is a testament to the history and future promise of the Virginia Tech basketball program. From the large graphics to the various memorabilia, this area is awash with images of the greatest players in Hokie history.

The main feature of the building is the two-court, 16,609-square-foot practice gym. Spacious and convenient, the gym is equipped with a soft wall that can be lowered to divide the courts to allow both the men's and the women's team to practice at the same time. The courts are replicas of the main court in Cassell Coliseum, allowing the team to practice on the same surface on which it will play.

The office suites on the second floor feature offices for the assistants, a conference room and a huge office for the head coach. A view of the practice courts is available from the head coach's office, the large reception area and the connecting balcony.

Behind a secured entrance, the facility offers every feature needed to build a program. The spacious weight room has the full range of free weights, machines, treadmills, ellipticals and other equipment – all with a panoramic view of the practice courts.

Adjacent to the weight room is the modern, fully-equipped training room. This area features

two examination rooms, a taping area and hot and cold immersion tubs. A state-of-the-art Alter G rehab machine also is located in this area. The sports medicine staff can handle all aspects of treatment and rehabilitation of injuries from this room.

Across the hall is the equipment room, completely stocked with the finest gear offered by Nike. This area opens out into the parking lot where the team begins its travel just steps from the locker room.

Speaking of the locker room, the Hokies boast the finest around. The fully appointed lounge area is outfitted with a sound system, 62 inch flat screen television, refrigerator and computer workstations. The complex also features a classroom with video and dry-erase boards, perfect for various forms of instruction and team meetings. The locker room itself is spacious, with video screens and large individual lockers with extra storage space.

Immediately behind the practice gym is a large patio area. This area is used for social events and tailgating functions.





*The Hokies settled into their \$21 million, 49,000 square-foot practice facility in August, 2009. The building boasts two practice gyms, a 3,000 square-foot basketball weight room, training rooms, lounges, coaches offices, film rooms and locker rooms.*



# TECH'S ATHLETIC COMPLEX

ONE OF THE NATION'S FINEST







# CASSELL COLISEUM







“Cassell Coliseum is one of the toughest places for a visiting team to play in the country. Hokie basketball fans have shown true support throughout the team’s existence.”

- Head Coach,  
Dennis Wolff



## TECH'S HOME COURT ADVANTAGE





*Hannah Young*



*Kelsey Conyers*

## QUICK FACTS

### GENERAL INFORMATION

Location	Blacksburg, Va.
Founded	1872
Enrollment	31,000
Nickname	Hokies
Mascot	The Hokie Bird
Colors	Chicago Maroon (PMS 208) & Burnt Orange (PMS 158)
Arena	Cassell Coliseum
Capacity	9,847
Affiliation	NCAA Division I
Conference	Atlantic Coast
President	Dr. Timothy Sands
Athletics Director	Whit Babcock
Senior Woman Administrator	Sharon McCloskey
Athletics Department Phone	540-231-6796
Athletics Ticket Office	540-231-6731

### COACHING STAFF

Head Coach	Dennis Wolff (Connecticut, '78)
Record at Virginia Tech	31-59 (three seasons)
Career Record	277-215 (17 years, mbb)
	31-59 (three years, wbb)
	308-274 (20 years)
Basketball Office Phone	540-231-4998
Best Time to Reach Coach	Through AC Office
Assistant Coaches	Bett Shelby (Greensboro, '06)
	Morgan Valley (Connecticut, '05)
	Jermaine Woods (Norfolk State, '11)
Dir. of Basketball Operations	Bill Old (Randolph-Macon, '94)
Athletic Trainer	TBA
Strength & Conditioning	Brandon Dillard (Virginia Tech, '09)

### TEAM INFORMATION

2013-14 Record	14-16
2013-14 ACC Record/Finish	.4-12/12th
2014 Postseason	N/A
Highest Ranking	N/A
Starters Returning/Lost	3/2
Letterwinners Returning/Lost	6/7
Newcomers	7

### HISTORY

First Year of Basketball	1976-77
All-Time Record	.592-512
Appearances in NCAA Tournament	9
Last Appearance	2006
All-Time NCAA Record	8-9
Last NCAA Opponent	Connecticut
Result	56-79 Loss in Second Round
Appearances in WNIT	3
Last Appearance	2007
All-Time WNIT Record	5-3
Last WNIT Opponent	Auburn
Result	73-81 Loss in Sweet 16

### ATHLETICS COMMUNICATIONS

Director (WBB Contact)	April Goode
Office Phone	540-231-8823
Cell Phone	540-392-1336
Email	a.goode@vt.edu
Athletics Communications Fax	540-231-6984
Athletics Communications Intern	Bryson Jones (WBB Secondary)
Press Row Phone	540-231-3048
AC Mailing Address	460 Jamerson Athletic Center Blacksburg, VA 24061
Overnight Address	Same
Women's Basketball Twitter	@VT_WBBall
Instagram	VTHokieWBB
Website	HokieSports.com



# MEET THE HOKIES



4

# HANNAH YOUNG

F • 6-1 • Jr. • 2L  
Newcastle, Australia  
St. Francis Xavier College



## AT-A-GLANCE

### PERSONAL

#### FULL NAME

Hannah Lucy McKay Young

#### BIRTHDAY

March 2, 1993

#### MAJOR

Communications

### CAREER HIGHS

#### POINTS

17 at Wake Forest - 2/13/14

#### REBOUNDS

12 (2x) last at Indiana - 12/4/13

#### ASSISTS

5 vs. Pittsburgh - 2/20/14

#### BLOCKS

3 vs. Bucknell - 11/17/13

#### STEALS

4 vs. Hampton - 12/30/12

#### FIELD GOALS

7 at Wake Forest - 2/13/14

#### FIELD GOAL ATT.

12 vs. Michigan State - 12/7/13

#### 3-POINT FIELD GOALS

4 at Virginia - 2/16/14

#### 3-POINT FIELD GOAL ATT.

4 (2x) last vs. Duke - 2/14/13

#### FREE THROWS

6 vs. USC Upstate - 12/15/13

#### FREE THROW ATT.

10 vs. USC Upstate - 12/15/13

#### MINUTES PLAYED

40 (2x) last vs.  
Michigan State - 12/7/13

## SOPHOMORE (2013-14)

Appeared in all 30 games with 27 starts • Recorded her first career double-double against Howard with 11 points and 11 rebounds • Followed that up with second career double-double against Old Dominion with 10 points and 10 rebounds in just 18 minutes of play, becoming just the third Hokie since 2000 to record a double-double in less than 20 minutes • Tallied 10 points, six rebounds and three assists against Florida • Recorded eight points, eight rebounds, three assists and three blocks versus Bucknell • Tallied 12 rebounds, four points and four assists at Hofstra • Had 12 rebounds and eight points at Indiana in the Big Ten/ACC Challenge • Posted 14 points and five rebounds against Michigan State and followed that up with 11 points, six rebounds and two steals versus USC Upstate • Notched seven points, three rebounds and two assists at Boston College • Had third double-double of the season with 11 points and 10 rebounds in an overtime win against Boston College • Tallied a season-high 17 points at Wake Forest, connecting on 7-of-11 from the field • Dropped in 14 points at Virginia • Posted 10 points and nine rebounds versus Clemson • Posted seven points and five rebounds against Clemson in the ACC Tournament.

## FRESHMAN (2012-13)

Played in 21 games for the Hokies earning four starts • Had a season-best six points at Florida State on a pair of three-pointers • Had five points versus Clemson • Tallied five points against No. 4 Duke • Grabbed a season-high eight rebounds against Miami in the ACC Tournament • Recorded four steals against Hampton.

## PRIOR TO VIRGINIA TECH

Played for St. Francis Xavier's College • Was named the team MVP in 2011 and 2012 • Helped the team finish third in the state championships in 2011 and 2012 • Named a Marist 5 which recognizes the top-5 players at the state championships • Earned tournament MVP honors • Competed with New South Wales team, helping the U20 squad to the silver medal in 2010 and the bronze in 2011 • The team claimed gold in 2012 • Tallied 12 rebounds, two steals and 9.5 points to earn MVP honors and be named to the All-Australian team.

## PERSONAL

Hannah Lucy McKay Young • Born March 2, 1993 • Daughter of Lewis and Louise Young • Father played collegiate basketball at Gardner-Webb and played a year with the Harlem Globetrotters before playing professionally in Scotland • Has two sisters, Sophie and Emily • Enrolled in communications.

## YOUNG'S CAREER TOTALS • OVERALL

Year	GP	GS	Min	Avg	FG			3pt FGs			FT			Rebounds			PF	FO	A	TO	Blk	Stl	Pts	Avg	
					F	A	Pct	F	A	Pct	Off	Def	Tot	Avg											
2012-13	21	4	386	18.4	10	50	.200	5	23	.217	2	4	.500	21	40	61	2.9	40	2	21	40	6	15	27	1.3
2013-14	30	27	852	28.4	63	200	.315	27	98	.276	31	44	.705	37	152	189	6.3	85	1	54	50	16	16	184	6.1
TOTAL	51	31	1238	24.3	73	250	.292	32	121	.264	33	48	.688	58	192	250	4.9	125	3	75	90	22	31	211	4.1

## YOUNG'S CAREER TOTALS • ACC ONLY

Year	GP	GS	Min	Avg	FG			3pt FGs			FT			Rebounds			PF	FO	A	TO	Blk	Stl	Pts	Avg	
					F	A	Pct	F	A	Pct	Off	Def	Tot	Avg											
2012-13	18	3	334	18.6	9	44	.205	5	21	.238	0	1	.000	17	32	49	2.7	32	2	19	38	6	10	23	1.3
2013-14	16	13	444	27.8	32	95	.337	12	46	.261	13	16	.813	15	74	89	5.6	46	1	27	29	9	10	89	5.6
TOTAL	34	16	778	22.9	41	139	.295	17	67	.254	13	17	.765	32	106	138	4.1	78	3	46	67	15	20	112	3.3

5

# VANESSA PANOUSIS

G • 5-7 • So. • 1L  
Sydney, Australia  
Brigidine College Randwick



## AT-A-GLANCE

### PERSONAL

#### FULL NAME

Vanessa Vassiliki Panousis

#### BIRTHDAY

February 23, 1995

#### MAJOR

Human Development

### CAREER HIGHS

#### POINTS

24 (2x) last at  
North Carolina - 2/24/14

#### REBOUNDS

7 vs. Howard - 11/9/13

#### ASSISTS

10 (2x) last at  
Boston College - 1/5/14

#### BLOCKS

1 (3x) last at Notre Dame - 1/30/14

#### STEALS

2 at Old Dominion - 11/11/13

#### FIELD GOALS

9 vs. Florida - 11/14/13

#### FIELD GOAL ATT.

17 vs. NC State - 2/9/14

#### 3-POINT FIELD GOALS

4 at Virginia - 2/16/14

#### 3-POINT FIELD GOAL ATT.

5 (2x) last at Wake Forest - 2/13/14

#### FREE THROWS

10 vs. Robert Morris - 12/29/13

#### FREE THROW ATT.

14 vs. Robert Morris - 12/29/13

#### MINUTES PLAYED

45 vs. NC State - 2/9/14

## FRESHMAN (2013-14)

Appeared in and started all 30 games • Broke the Virginia Tech single-season freshman record in assists with 121 on the season and three-pointers, tallying 58 which also ranks her fifth on the all-time single-season record list • The freshman three-pointer record had stood for more than 20 years (1989-90) while the assist record was set in 2002-03 • Finished in the Tech single-season annals against ACC opponents ranked fourth in points (218), second in threes made (36) and second in assists (60) • Named ACC Rookie of the Week on Feb. 24 • Was second on the team and 24th in the ACC in scoring, averaging 12.4 points per game and led the team and was seventh in the league in assists with 4.0 per game • Was seventh in the ACC in free throw percentage with .813 • Recorded her first career start against Howard, tallying six assists • Dropped in 12 points and handed out five assists against Old Dominion • Led the Hokies against Florida with 24 points, becoming the first freshman to score over 20 points in a game since 2010 • Tallied 14 points and five assists at Hofstra • Recorded 19 points versus Richmond • Posted 15 points and four assists versus Michigan State • Tallied 12 points, three rebounds and five assists at Radford • Had first career double-double with 10 assists and 15 points versus Robert Morris • Tallied 10 assists at Boston College, becoming the first Hokie since 2010-11 to have 10 or more assists in a game twice during a season • Scored 15 points against Miami • Scored 21 points and shot 5-8 on three-pointers against No. 3 Duke • Led the Hokies with 12 points at No. 2 Notre Dame • Recorded 18 points and hit 9-of-12 from the free throw line to help the Hokies secure the overtime win against Boston College • Tallied 13 points at Syracuse • Scored 16 points against No. 14 NC State • Scored 21 points and shot 5-of-7 from the three-point line at Wake Forest • Tallied 19 points on 8-of-14 shooting at Virginia • Racked up 21 points in a win over Pittsburgh and followed that up with a game-high 24 points on 7-of-12 shooting in a victory at No. 11 North Carolina • Recorded 13 points and five assists in a win over Clemson.

## PRIOR TO VIRGINIA TECH

Helped the Australian U19 at the FIBA World Championships in 2013 to a third place finish and a 7-2 record • Had 13 points against team Russia • Was captain of the 2012 Australian U17 World Championship team that finished fifth at the FIBA event • Led the team averaging 11 points, 5.5 rebounds and 2.0 assists per game as the Australian team finished with a 5-3 record • Was a starter for both the U17 and the U19 teams • Helped NSW Metro team to a gold medal at the U18 National Junior Championships.

## PERSONAL

Vanessa Vassiliki Panousis • Born February 23, 1995 • Daughter of Peter and the late Mary Panousis • Has a sister, Pamela and a brother, Andrew • Enrolled in human development.

## PANOUSIS' CAREER TOTALS • OVERALL

Year	GP	GS	Min	Avg	FG	FGA	Pct	3pt FGs			FT	FTA	Pct	Rebounds			PF	FO	A	TO	Blk	Stl	Pts	Avg	
								FG	FGA	Pct				Off	Def	Tot									Avg
2013-14	30	30	1000	33.3	114	313	.364	58	177	.328	87	107	.813	15	77	92	3.1	55	0	121	98	3	10	373	12.4
TOTAL	30	30	1000	33.3	114	313	.364	58	177	.328	87	107	.813	15	77	92	3.1	55	0	121	98	3	10	373	12.4

## PANOUSIS' CAREER TOTALS • ACC ONLY

Year	GP	GS	Min	Avg	FG	FGA	Pct	3pt FGs			FT	FTA	Pct	Rebounds			PF	FO	A	TO	Blk	Stl	Pts	Avg	
								FG	FGA	Pct				Off	Def	Tot									Avg
2013-14	16	16	559	34.9	70	185	.378	36	111	.324	42	49	.857	7	43	50	3.1	31	0	60	46	1	6	218	13.6
TOTAL	16	16	559	34.9	70	185	.378	36	111	.324	42	49	.857	7	43	50	3.1	31	0	60	46	1	6	218	13.6

# 24 TAIJAH CAMPBELL

F • 6-3 • Jr. • 2L  
Toronto, Canada  
Pickering



## AT-A-GLANCE

### PERSONAL

**FULL NAME**

Taijah Danielle Campbell

**BIRTHDAY**

February 2, 1994

**MAJOR**

Communications -  
Multimedia & Journalism

### CAREER HIGHS

**POINTS**

19 at Old Dominion - 11/11/13

**REBOUNDS**

12 (2x) last vs.  
USC Upstate - 12/15/13

**ASSISTS**

4 at Wake Forest - 2/13/14

**BLOCKS**

4 at Wake Forest - 2/13/14

**STEALS**

3 vs. Boston College - 2/2/14

**FIELD GOALS**

9 at Old Dominion - 11/11/13

**FIELD GOAL ATT.**

15 vs. Florida Gulf Coast - 12/16/12

**3-POINT FIELD GOALS**

1 (2x) last at Indiana - 12/4/13

**3-POINT FIELD GOAL ATT.**

1 (2x) last at Indiana - 12/4/13

**FREE THROWS**

4 vs. Howard - 11/9/13

**FREE THROW ATT.**

6 vs. Howard - 11/9/13

**MINUTES PLAYED**

41 vs. Boston College - 2/2/14

## SOPHOMORE (2013-14)

Appeared in 30 games with 29 starts • Tallied 45 blocks on the season to rank 10th in the Tech single-season record book

• Posted 21 blocks versus ACC opponents to rank fourth in a single-season at Tech • Had 12 points, five rebounds, two blocks and a steal versus Howard • Led the Hokies with 19 points and 11 rebounds against Old Dominion, recording first career double-double • Posted nine points and two rebounds versus Bucknell • Had 10 rebounds, six points, five blocks, three assists and two steals at Hofstra • Recorded second double-double of the season with 10 points and 12 rebounds versus Presbyterian • Posted nine points, five rebounds, three assists and two blocks at Indiana • Tallied 12 rebounds versus USC Upstate and followed up with 11 rebounds at Radford • Had eight points, seven rebounds and two blocks versus Miami • Tallied seven rebounds and three assists against No. 3 Duke • Recorded seven blocks, six points, six rebounds, two assists and a steal against Virginia • The seven blocks marks the most in Tech history in an ACC game and the third most in any game

• Scored 10 points to go with seven rebounds against Georgia Tech • Had seven rebounds, three assists, three steals and two blocks in an overtime win against Boston College • Grabbed 11 rebounds and recorded seven points against Pittsburgh • Had eight points, three rebounds and two blocks in a win at No. 11 North Carolina • Recorded eight rebounds versus Clemson • Tallied seven points and five rebounds at No. 9 Maryland • Had five points, four rebounds and five blocks against Clemson in the ACC Tournament, setting the Hokies' ACC Tournament game record in blocks.

## FRESHMAN (2012-13)

Appeared in 17 games with 15 starts • Was sidelined by injury for 12 games • Recorded career-highs with 14 points and four blocks against Florida Gulf Coast • Had a season-high 11 rebounds versus George Washington • Had eight points and eight boards against North Carolina A&T • Tallied six points at Virginia • Posted three blocks at No. 15 North Carolina and against Boston College.

## PRIOR TO VIRGINIA TECH

A three-star recruit named by ESPN HoopGurlz • Played for Pickering High School • Helped team to the Lake Ontario Secondary Schools Association Championship for three seasons • Named Defensive and League All-Star • Also competed for the Canadian National Team for the 2011 Pan-Am Games and has been a member of the U18 Canadian National Team • Was a National Champion with the U17 Team Ontario and participated in the All-Canada Classic.

## PERSONAL

Taijah Danielle Campbell • Born February 2, 1994 • Daughter of Claudia Nembhard • Has three siblings, Jordan, Nathan and Zane • Enrolled in communications - multimedia and journalism.

## CAMPBELL'S CAREER TOTALS • OVERALL

Year	GP	GS	Min	Avg	FG	FGA	Pct	3pt FGs			FT	FTA	Pct	Rebounds				PF	FO	A	TO	Blk	Stl	Pts	Avg
								FG	FGA	Pct				Off	Def	Tot	Avg								
2012-13	17	15	395	23.2	38	90	.422	1	1	1.000	3	8	.375	32	45	77	4.5	42	2	6	18	23	7	80	4.7
2013-14	30	29	795	26.5	77	173	.445	1	1	1.000	17	34	.500	78	115	193	6.4	100	8	38	54	45	18	172	5.7
TOTAL	47	44	1190	25.3	115	263	.437	2	2	1.000	20	42	.476	110	160	270	5.7	142	10	44	72	68	25	252	5.4

## CAMPBELL'S CAREER TOTALS • ACC ONLY

Year	GP	GS	Min	Avg	FG	FGA	Pct	3pt FGs			FT	FTA	Pct	Rebounds				PF	FO	A	TO	Blk	Stl	Pts	Avg
								FG	FGA	Pct				Off	Def	Tot	Avg								
2012-13	8	6	151	18.9	11	31	.355	0	0	.000	0	1	.000	6	12	18	2.3	23	2	2	5	11	1	22	2.8
2013-14	16	15	434	27.1	35	83	.422	0	0	.000	6	14	.429	33	60	93	5.8	58	6	21	31	21	8	76	4.8
TOTAL	24	21	585	24.4	46	114	.404	0	0	.000	6	15	.400	39	72	111	4.6	81	8	23	36	32	9	98	4.1

25

SAMANTHA  
HILLG • 5-10 • So. • 1L  
Toronto, Canada  
Eastern Commerce

## AT-A-GLANCE

## PERSONAL

## FULL NAME

Samantha Elizabeth Holliday Hill

## BIRTHDAY

November 22, 1994

## MAJOR

Human Nutrition,  
Food and Exercise

## CAREER HIGHS

## POINTS

7 vs. Presbyterian - 11/30/13

## REBOUNDS

4 at Wake Forest - 2/13/14

## ASSISTS

3 at Radford - 12/21/13

## BLOCKS

1 (3x) last vs. Virginia - 1/9/14

## STEALS

1 (2x) last at Notre Dame - 1/30/14

## FIELD GOALS

2 vs. Presbyterian - 11/30/13

## FIELD GOAL ATT.

7 vs. Presbyterian - 11/30/13

## 3-POINT FIELD GOALS

1 (6x) last at Wake Forest - 2/13/14

## 3-POINT FIELD GOAL ATT.

4 vs. Presbyterian - 11/30/13

## FREE THROWS

2 vs. Presbyterian - 11/30/13

## FREE THROW ATT.

4 vs. Michigan State - 12/7/13

## MINUTES PLAYED

21 at Wake Forest - 2/13/14

## FRESHMAN (2013-14)

Appeared in 22 games for Tech • Had first career points against Presbyterian, finishing the game with seven • Tallied three points, two rebounds, two assists and a block versus Michigan State • Had three points and three assists at Radford • Recorded three points and a rebound at No. 2 Notre Dame • Posted three points, four rebounds and two assists at Wake Forest.

## PRIOR TO VIRGINIA TECH

Member of the Canadian U18 and U19 National Teams • Helped the team to a seventh place finish at the 2013 FIBA World Championship • A four-year starter for Eastern Commerce High School • In 2008, won the provincial gold medal • A three-time MVP and competed in the All-Canada Classic All-Star game • Helped the North Toronto club team to win gold at the U19 provincial championship in 2012 • Earned all-defensive team and all-star honors • Also ran track, finishing fifth in the 800m at the U19 Nationals in 2011 • Named the Senior Athlete of the Year • Member of Student Council, Dean's List and Honor Roll.

## PERSONAL

Samantha Elizabeth Holliday Hill • Born November 22, 1994 • Daughter of Sam Hill and Pam Prophet • Has three siblings, Alex, Jake and Kate • Brother Alex plays professional basketball in Italy • Enrolled in human nutrition, food and exercise, science pre-professional track.



## HILL'S CAREER TOTALS • OVERALL

Year	GP	GS	Min	Avg	FG	FGA	Pct	3pt FGs			FT	FTA	Pct	Rebounds				PF	FO	A	TO	Blk	Stl	Pts	Avg
								FG	FGA	Pct				Off	Def	Tot	Avg								
2013-14	22	0	189	8.6	10	40	.250	6	25	.240	5	11	.455	3	11	14	0.6	27	0	16	18	3	2	31	1.4
TOTAL	22	0	189	8.6	10	40	.250	6	25	.240	5	11	.455	3	11	14	0.6	27	0	16	18	3	2	31	1.4

## HILL'S CAREER TOTALS • ACC ONLY

Year	GP	GS	Min	Avg	FG	FGA	Pct	3pt FGs			FT	FTA	Pct	Rebounds				PF	FO	A	TO	Blk	Stl	Pts	Avg
								FG	FGA	Pct				Off	Def	Tot	Avg								
2013-14	14	0	109	7.8	5	16	.313	3	9	.333	0	0	.000	1	8	9	0.6	14	0	9	11	2	2	13	0.9
TOTAL	14	0	109	7.8	5	16	.313	3	9	.333	0	0	.000	1	8	9	0.6	14	0	9	11	2	2	13	0.9

33

# KELSEY CONYERS

G • 5-9 • Sr. • 3L  
Chesterfield, Va.  
Cosby



## AT-A-GLANCE

### PERSONAL

#### FULL NAME

Kelsey Rayner Conyers

#### BIRTHDAY

December 19, 1992

#### MAJOR

Human Nutrition, Food and Exercise

### CAREER HIGHS

#### POINTS

10 vs. Clemson - 3/5/14

#### REBOUNDS

4 (3x) last at North Carolina - 2/24/14

#### ASSISTS

3 vs. Clemson - 3/5/14

#### BLOCKS

1 (2x) last vs. Howard - 11/9/13

#### STEALS

4 at UCF - 12/18/11

#### FIELD GOALS

4 vs. Clemson - 3/5/14

#### FIELD GOAL ATT.

6 vs. Clemson - 3/5/14

#### 3-POINT FIELD GOALS

2 vs. Pittsburgh - 2/20/14

#### 3-POINT FIELD GOAL ATT.

3 vs. Clemson - 3/5/14

#### FREE THROWS

3 vs. Pittsburgh - 2/20/14

#### FREE THROW ATT.

5 vs. Clemson - 3/5/14

#### MINUTES PLAYED

30 vs. Pittsburgh - 2/20/14

## JUNIOR (2013-14)

Appeared in 14 games for the Hokies • Had the school-record tying three pointer against Bucknell, knocking down the 12th Tech three of the game • Hit a three pointer at Radford • Scored six points at Virginia • Had nine points versus Pittsburgh while going 2-of-2 from behind the arc and connecting on 3-of-4 from the line while grabbing three rebounds and handing out two assists in a career-high 30 minutes • Had four rebounds and two assists in a win at No. 11 North Carolina • Recorded a career-high 10 points while pulling down two rebounds and handing out three assists against Clemson in the ACC Tournament.

## SOPHOMORE (2012-13)

Saw time in 10 games • Tallied a season-best three points against George Washington • Picked up a steal versus Wake Forest • Grabbed a rebound against No. 19 Florida State.

## FRESHMAN (2011-12)

Appeared in 29 games with two starts • Had a career-high five points against Minnesota • Pulled down a season-best four rebounds two times versus UMBC and No. 5 Duke • Had four points and four steals at UCF • Played a season-high 24 minutes against No. 7 Duke.

## PRIOR TO VIRGINIA TECH

Named first team All-District, second team All-Region and first team All-Metro in 2011 while playing at Cosby High School for coach Rachel Mead • Earned second team All-District in 2010 • Helped team to regular season district and regional titles in 2009, 2010 and 2011 • Also competed in volleyball and soccer.

## PERSONAL

Kelsey Rayner Conyers • Born December 19, 1992 • Daughter of R.J. and Andrea Conyers • Has one brother, Brent and a sister, Madi • Enrolled in human nutrition, food and exercise.

### CONYERS' CAREER TOTALS • OVERALL

Year	GP	GS	Min	Avg	FG	FGA	Pct	3pt FGs			FT	FTA	Pct	Rebounds			PF	FO	A	TO	Blk	Stl	Pts	Avg	
								FG	FGA	Pct				Off	Def	Tot									Avg
2011-12	29	2	319	11.0	7	37	.189	3	18	.167	4	15	.267	15	17	32	1.1	28	0	12	21	1	14	21	0.7
2012-13	10	0	25	2.5	1	4	.250	1	2	.500	1	4	.250	0	1	1	0.1	4	0	1	6	0	1	4	0.4
2013-14	14	0	159	11.4	12	23	.522	7	15	.467	5	12	.417	4	7	11	0.8	14	0	8	13	1	2	36	2.6
TOTAL	53	2	503	9.5	20	64	.313	11	35	.314	10	31	.323	19	25	44	0.8	46	0	21	40	2	17	61	1.2

### CONYERS' CAREER TOTALS • ACC ONLY

Year	GP	GS	Min	Avg	FG	FGA	Pct	3pt FGs			FT	FTA	Pct	Rebounds			PF	FO	A	TO	Blk	Stl	Pts	Avg	
								FG	FGA	Pct				Off	Def	Tot									Avg
2011-12	15	1	166	11.1	2	18	.111	1	9	.111	1	4	.250	7	10	17	1.1	15	0	5	12	1	5	6	0.4
2012-13	3	0	5	1.7	0	0	.000	0	0	.000	0	0	.000	0	1	1	0.3	0	0	0	1	0	1	0	0.0
2013-14	9	0	112	12.4	6	11	.545	4	7	.571	4	7	.571	2	5	7	0.8	10	0	5	8	0	2	20	2.2
TOTAL	27	1	283	10.5	8	29	.276	5	16	.313	5	11	.455	9	16	25	0.9	25	0	10	21	1	8	26	1.0



# 35 TARA NAHODIL

C • 6-4 • So. • 1L  
Pine Grove, Pa.  
Tri-Valley

## AT-A-GLANCE

### PERSONAL

#### FULL NAME

Tara Brooke Nahodil

#### BIRTHDAY

December 1, 1994

#### MAJOR

Biology

### CAREER HIGHS

#### POINTS

4 vs. Clemson - 2/27/14

#### REBOUNDS

3 (2x) last at Radford - 12/21/13

#### ASSISTS

1 at Notre Dame - 1/30/14

#### BLOCKS

2 vs. Howard - 11/9/13

#### STEALS

1 at Radford - 12/21/13

#### FIELD GOALS

2 vs. Clemson - 2/27/14

#### FIELD GOAL ATT.

3 (2x) last vs. Clemson - 2/27/14

#### 3-POINT FIELD GOALS

N/A

#### 3-POINT FIELD GOAL ATT.

N/A

#### FREE THROWS

2 (2x) last at Notre Dame - 1/30/14

#### FREE THROW ATT.

4 at Notre Dame - 1/30/14

#### MINUTES PLAYED

7 at Notre Dame - 1/30/14

## FRESHMAN (2013-14)

Saw time in seven games for Tech • Made first collegiate appearance against Howard, recording two points, three rebounds and two blocks • Tallied two points, three rebounds and a steal in six minutes at Radford • Had two points, a rebound and an assist at No. 2 Notre Dame • Tallied four points and two rebounds in three minutes in a win over Clemson.

## PRIOR TO VIRGINIA TECH

Was the 20th ranked post player in the country by ESPN HoopGurlz and tabbed a Gatorade Player of the Year nominee as a senior • Earned All-State honors three years and was an All-Area honoree all four years • Helped team to the Pennsylvania state title during senior campaign • Finished high school career with over 1,700 points and 1,000 rebounds • In addition to basketball, was an All-State volleyball player, a four-year honor roll student and was a two-time Student Council president.

## PERSONAL

Tara Brooke Nahodil • Born December 1, 1994 • Daughter of Dan Nahodil and Tina Porter • Has two siblings, Emma and Trevor • Enrolled in biology.



## NAHODIL'S CAREER TOTALS • OVERALL

Year	GP	GS	Min	Avg	FG	FGA	Pct	3pt FGs			FT	FTA	Pct	Rebounds				PF	FO	A	TO	Blk	Stl	Pts	Avg
								FG	FGA	Pct				Off	Def	Tot	Avg								
2013-14	7	0	34	4.9	5	12	.417	0	0	.000	5	8	.625	1	11	12	1.7	2	0	1	0	2	1	15	2.1
TOTAL	7	0	34	4.9	5	12	.417	0	0	.000	5	8	.625	1	11	12	1.7	2	0	1	0	2	1	15	2.1

## NAHODIL'S CAREER TOTALS • ACC ONLY

Year	GP	GS	Min	Avg	FG	FGA	Pct	3pt FGs			FT	FTA	Pct	Rebounds				PF	FO	A	TO	Blk	Stl	Pts	Avg
								FG	FGA	Pct				Off	Def	Tot	Avg								
2013-14	3	0	16	5.3	3	6	.500	0	0	.000	2	4	.500	1	3	4	1.3	2	0	1	0	0	0	8	2.7
TOTAL	3	0	16	5.3	3	6	.500	0	0	.000	2	4	.500	1	3	4	1.3	2	0	1	0	0	0	8	2.7

# 00 BRIELLE BLAIRE

F • 6-2 • Fr. • HS  
Salisbury, N.C.  
North Rowan



## AT-A-GLANCE

### PERSONAL

**FULL NAME**

Brielle Sunni Lee Ann Blaire

**BIRTHDAY**

October 18, 1995

**MAJOR**

Psychology

### PRIOR TO VIRGINIA TECH

Ranked a four-star recruit out of North Rowan High School by ESPN HoopGurlz • Also tabbed the 72nd best player overall and 20th ranked wing • Ranked 51st nationally by Full Court and was an Elite Basketball Academy Super 64 camper • Attended Salisbury High School for her first three varsity seasons where she earned All-State honors as a freshman and was named the MVP of the state championship • Earned NCPreps 2A All-State honors during sophomore and junior seasons • Averaged 23 points and 12 rebounds during her career and was the county's leading scorer and hit a career-high 36 points six times • In addition, played volleyball, earning all-conference honors and was a member of the National Honor Society.

### PERSONAL

Brielle Sunni Lee Ann Blaire • Born Oct. 18, 1995 • Daughter of Paul and Gloria Blaire • Mother played basketball at NC A&T, earning MVP and Female Athlete of the Year recognition • Has three siblings, Ashley and Chevy Blaire and Blaire Covington • Psychology major.

# 2 SIDNEY COOK

F • 6-2 • So. • Tr.  
Parkton, N.C.  
South View/Seton Hall



## AT-A-GLANCE

### PERSONAL

**FULL NAME**

Sidney Nicole Cook

**BIRTHDAY**

October 19, 1994

**MAJOR**

Communications,  
Public Relations

### 2014-15 (TRANSFER)

Sitting out due to NCAA transfer rules.

### PRIOR TO VIRGINIA TECH

Named to the BIG EAST All-Freshman team • Appeared in all 31 games for the Pirates, making 11 starts • Averaged 6.5 points and 6.5 rebounds per game • Tallied double digit rebounds in six consecutive games • Recorded first collegiate double-double with 14 points and 14 rebounds against Fresno State • Posted 11 points and 14 rebounds in BIG EAST debut versus St. John's, earning BIG EAST Rookie of the Week honors • Had third double-double with 14 points and 11 rebounds at Providence • Notched double-digit points four times and double-digit rebounds seven times while averaging 21.8 minutes • Finished the season ranked 11th in the league in total rebounds with 200 • Sat out the 2012-13 season due to injury.

### HIGH SCHOOL

Rated the No. 63 player in the nation by All-Star Girls Report in 2012 • Ranked the 17th best forward and 84th overall player by ESPN HoopGurlz • Earned AP All-State honors following senior campaign in North Carolina • Tallied over 1,000 points in just two seasons at South View High School • Set South View's single-game rebound record with 20 • Led South View to back-to-back 4A Eastern Regional title games • Was invited to USA Basketball u17 National Team trials in 2010 • Earned Mid-South Player of the Year honors and was tabbed First Team All-State by the Fayetteville Observer and MaxPreps in 2010-11.

### PERSONAL

Sidney Nicole Cook • Born Oct. 19, 2004 • Daughter of Heather and Stan Cook • Has one sibling, Jordan • Enrolled in communications, public relations.

11

# REGAN MAGARITY

F • 6-3 • Fr. • HS  
Norrköping, Sweden  
Igelstavikens Gymnasium



## AT-A-GLANCE

### PERSONAL

#### FULL NAME

Regan Ayleen Magarity

#### BIRTHDAY

April 30, 1996

#### MAJOR

Communication -  
Multimedia & Journalism

## PRIOR TO VIRGINIA TECH

Played club basketball for SBBK (Södertälje Basketboll Klubb) from 2011-2014 • Earned Swedish All-Star honors in 2010 (u15), 2011 (u16) • Was named Swedish MVP while competing in the u16 and u20 national championships • Member of the u16 national team and was named a Nordic Championship All-Star • Earned MVP honors in 2011 as a member of the national team and was named the top Swedish player by FIBA in the u16 European Championship, earning European All-Star recognition.

## PERSONAL

Regan Ayleen Magarity • Born April 30, 1996 • Daughter of Bill and Ammi Magarity • Has four siblings, Will, Brian, Shawn and Sheila Magarity • Father played basketball at the University of Georgia and was a member of the New York Nets in the ABA before moving to Europe to play professionally for 20 years • Mother played for the Swedish National Team • Brother Will played for the Swedish national team and was a freshman at Boston College in 2013-14 • Has several relatives coaching on the collegiate level: David (uncle) head women's basketball coach at Army, Maureen (cousin) head women's basketball coach at New Hampshire, Mark (uncle) head volleyball coach at Philadelphia and Dan Earl (brother-in-law) associate head men's basketball coach at Navy • Majoring in communication - multimedia and journalism.

22

# LINDSEY OBLITEY

G • 5-9 • Fr. • HS  
Fairfax, Va.  
Paul VI



## AT-A-GLANCE

### PERSONAL

#### FULL NAME

Lindsey Jessica Oblitey

#### BIRTHDAY

April 7, 1996

#### MAJOR

Undecided

## PRIOR TO VIRGINIA TECH

Four year letterwinner in basketball at Paul VI High School • Led PVI to its first WCAC Championship title in program history as a senior in 2014 and four straight VISAA Championship titles, 2011-2014 • Garnered WCAC All-Conference First Team 2013-2014 • Made WCAC Honorable Mention 2011, 2012, 2013 • VISAA Girls Basketball Division I First Team All-State 2013-2014 • All Met – Third Team 2013-2014 • Served as team captain as a senior • Earned MVP honors her senior season • Awarded High School Scholar Athlete Award 2013-2014 • Played club basketball for Fairfax Stars • Member of the Honor Roll.


## PERSONAL

Lindsey Jessica Oblitey • Born April 7, 1996 • Daughter of Nancy and Edward Oblitey • Has two siblings, Michael and Elaine • Brother played basketball at Bridgewater • Undecided on a major.

23

RACHEL  
CAMP

G • 5-11 • Fr. • HS  
Forest City, N.C.  
East Rutherford



AT-A-GLANCE

PERSONAL

FULL NAME

Rachel Jeanette Camp

BIRTHDAY

November 5, 1995

MAJOR

Psychology

PRIOR TO VIRGINIA TECH

Scored over 3,000 points during four-year career at East Rutherford High School • Earned MVP honors all four years • Senior year tabbed AP All-State and First Team NCBCA All-State after averaging 28.4 points per game • Earned All-Conference honors and was named Player of the Year • National Honor Society and honor student • Named Homecoming Queen during senior year.

PERSONAL

Rachel Jeanette Camp • Born Nov. 5, 1995 • Daughter of Ramon and Michelle Camp • Has two siblings, Tyasha Camp and Sadarrien McCloney • Enrolled in psychology.

40

DOMINIQUE  
POWELL

F • 6-3 • Jr. • JC  
Washington, D.C.  
Archbishop Carroll/  
Gulf Coast State



AT-A-GLANCE

PERSONAL

FULL NAME

Dominique Cavaughn Powell

BIRTHDAY

December 21, 1993

MAJOR

Sociology/Psychology

PRIOR TO VIRGINIA TECH

Ranked 26th overall best player and sixth best post player by Collegiate Girls Basketball report in the 2014 junior college class • Ranked ninth best junior college player in the country by the All-Star Girls Report • Named First Team All-Panhandle Conference as a sophomore at Gulf Coast State • Averaged 11 points and 11 rebounds per game, finishing 11th in the country in offensive rebounds for NJCAA Division I and was 14th overall in rebounding • Was second in the nation and Panhandle Conference in blocked shots, averaging 3.5 per game.

HIGH SCHOOL

Was named the team MVP as a junior and senior at Archbishop Carroll High School • Also named MVP while playing for Maryland Ruff Riders AAU team.

PERSONAL

Dominique Cavaughn Powell • Born December 21, 1993 • Daughter of LaShaune Powell • Has a brother William and a sister Jenee • Majoring in sociology and psychology.

# 45

# KHAEDRA CROKER

C/F • 6-2 • Fr. • HS  
Suffolk, Va.  
King Fork

## AT-A-GLANCE

### PERSONAL

#### FULL NAME

Khadedra Darshell Croker

#### BIRTHDAY

October 3, 1994

#### MAJOR

Psychology

### PRIOR TO VIRGINIA TECH

Ranked the No. 20 forward by ESPN HoopGurlz out of King Fork High School • Helped team to a 21-3 overall record in 2013-14 and a spot in the regional playoffs • Named Ironclad Conference Player of the Year • Earned MVP honors two years and was a three-year member of the First Team All-District • Topped the 1,000 career-rebound mark and recorded more than 1,000 points, becoming the school's first player (girls or boys) to tally more than 1,000 in both categories • Also tallied more than 900 blocks.

### PERSONAL

Khadedra Darshell Croker • Born Oct. 3, 1994 • Daughter of Gregory and Shelley Davis • Has two siblings, Shakeen and Saige • Psychology major.





## SUPPORT STAFF



**ANDREW ALLEGRETTA**  
Assistant Director of  
Broadcasting, IMG College



**MICHAEL MORRIS**  
Assistant Equipment  
Manager



**KATIE AMMONS CROSS**  
Associate Director,  
Student-Athlete Academic  
Support Services



**BRANDON DILLARD**  
Associate Director  
Basketball Strength &  
Conditioning Programs



**GRANT DUNCAN**  
Associate Director,  
Marketing & Promotions



**DIANNE SANTOLLA**  
Administrative Assistant,  
Women's Basketball



**KENT SHEETS**  
Associate Director,  
Facilities



**JAMES TORGERSEN**  
Director, Facilities



**DON VAUGHN**  
Coordinator, Operations



**CARA WALTERS**  
Assistant Athletics  
Director, Operations

# 2014-15 ROSTER

## Numerical Roster

No.	Name	Pos.	Ht.	Cl.-Exp.	Hometown/Previous School
00	Brielle Blaire	F	6-2	Fr.-HS	Salisbury, N.C./North Rowan
2	Sidney Cook	F	6-2	So.-Tr.	Parkton, N.C./Seton Hall
4	Hannah Young	F	6-1	Jr.-2L	Newcastle, Australia/St. Francis Xavier College
5	Vanessa Panousis	G	5-7	So.-1L	Sydney, Australia/Brigidine College Randwick
11	Regan Magarity	F	6-3	Fr.-HS	Norrköping, Sweden/Igelstavikens Gymnasium
22	Lindsey Oblitey	G	5-9	Fr.-HS	Fairfax, Va./Paul VI
23	Rachel Camp	G	5-11	Fr.-HS	Forest City, N.C./East Rutherford
24	Taijah Campbell	F	6-3	Jr.-2L	Toronto, Canada/Pickering
25	Samantha Hill	G	5-10	So.-1L	Toronto, Canada/Eastern Commerce
33	Kelsey Conyers	G	5-9	Sr.-3L	Chesterfield, Va./Cosby
35	Tara Nahodil	C	6-4	So.-1L	Pine Grove, Pa./Tri-Valley
40	Dominique Powell	F	6-3	Jr.-JC	Washington, D.C./Gulf Coast State
45	Khadedra Croker	C/F	6-2	Fr.-HS	Suffolk, Va./King Fork

## Alphabetical Roster

No.	Name	Pos.	Ht.	Cl.-Exp.	Hometown/High School
00	Brielle Blaire	F	6-2	Fr.-HS	Salisbury, N.C./North Rowan
23	Rachel Camp	G	5-11	Fr.-HS	Forest City, N.C./East Rutherford
24	Taijah Campbell	F	6-3	Jr.-2L	Toronto, Canada/Pickering
33	Kelsey Conyers	G	5-9	Sr.-3L	Chesterfield, Va./Cosby
2	Sidney Cook	F	6-2	So.-Tr.	Parkton, N.C./Seton Hall
45	Khadedra Croker	C/F	6-2	Fr.-HS	Suffolk, Va./King Fork
25	Samantha Hill	G	5-10	So.-1L	Toronto, Canada/Eastern Commerce
11	Regan Magarity	F	6-3	Fr.-HS	Norrköping, Sweden/Igelstavikens Gymnasium
35	Tara Nahodil	C	6-4	So.-1L	Pine Grove, Pa./Tri-Valley
22	Lindsey Oblitey	G	5-9	Fr.-HS	Fairfax, Va./Paul VI
5	Vanessa Panousis	G	5-7	So.-1L	Sydney, Australia/Brigidine College Randwick
40	Dominique Powell	F	6-3	Jr.-JC	Washington, D.C./Gulf Coast State
4	Hannah Young	F	6-1	Jr.-2L	Newcastle, Australia/St. Francis Xavier College

## Coaching Staff

**Head Coach:** Dennis Wolff (Connecticut, 1978) - Fourth Year  
**Assistant Coach:** Bett Shelby (Greensboro, 2006) - Second Year  
**Assistant Coach:** Morgan Valley (Connecticut, 2005) - First Year  
**Assistant Coach:** Jermaine Woods (Norfolk State, 2011) - Second Year  
**Director of Basketball Operations:** Bill Old (Randolph-Macon, 1994) - Fourth Year

## Support Staff

**Athletic Trainer:** TBA  
**Strength & Conditioning Coach:** Brandon Dillard  
**Video Coordinator:** Brittany Morris  
**Athletics Communications:** April Goode  
**Administrative Assistant:** Dianne Santolla

## Pronunciation Guide

Taijah Campbell                      Tay-juh  
 Tara Nahodil                          Knock-oh-dill  
 Vanessa Panousis                    Puh-new-sis

# TV/RADIO ROSTER



**00 • BRIELLE BLAIRE**  
F • 6-2 • Fr.-HS  
Salisbury, N.C.



**2 • SIDNEY COOK**  
F • 6-2 • So.-Tr.  
Parkton, N.C.



**4 • HANNAH YOUNG**  
F • 6-1 • JR.-2L  
Newcastle, Australia



**5 • VANESSA PANOUSIS**  
G • 5-7 • So.-1L  
Sydney, Australia



**11 • REGAN MAGARITY**  
F • 6-3 • Fr.-HS  
Norrköping, Sweden



**22 • LINDSEY OBLITEY**  
G • 5-9 • Fr.-HS  
Fairfax, Va.



**23 • RACHEL CAMP**  
G • 5-11 • Fr.-HS  
Forest City, N.C.



**24 • TAIJAH CAMPBELL**  
F • 6-3 • Jr.-2L  
Toronto, Canada



**25 • SAMANTHA HILL**  
G • 5-10 • So.-1L  
Toronto, Canada



**33 • KELSEY CONYERS**  
G • 5-9 • Sr.-3L  
Chesterfield, Va.



**35 • TARA NAHODIL**  
C • 6-4 • So.-1L  
Pine Grove, Pa.



**40 • DOMINIQUE POWELL**  
F • 6-3 • Jr.-JC  
Washington, D.C.



**45 • KHAEDRA CROKER**  
C/F • 6-2 • Fr.-HS  
Suffolk, Va.



**DENNIS WOLF**  
Head Coach  
Fourth Season



**BETT SHELBY**  
Assistant Coach  
Second Season



**MORGAN VALLEY**  
Assistant Coach  
First Season

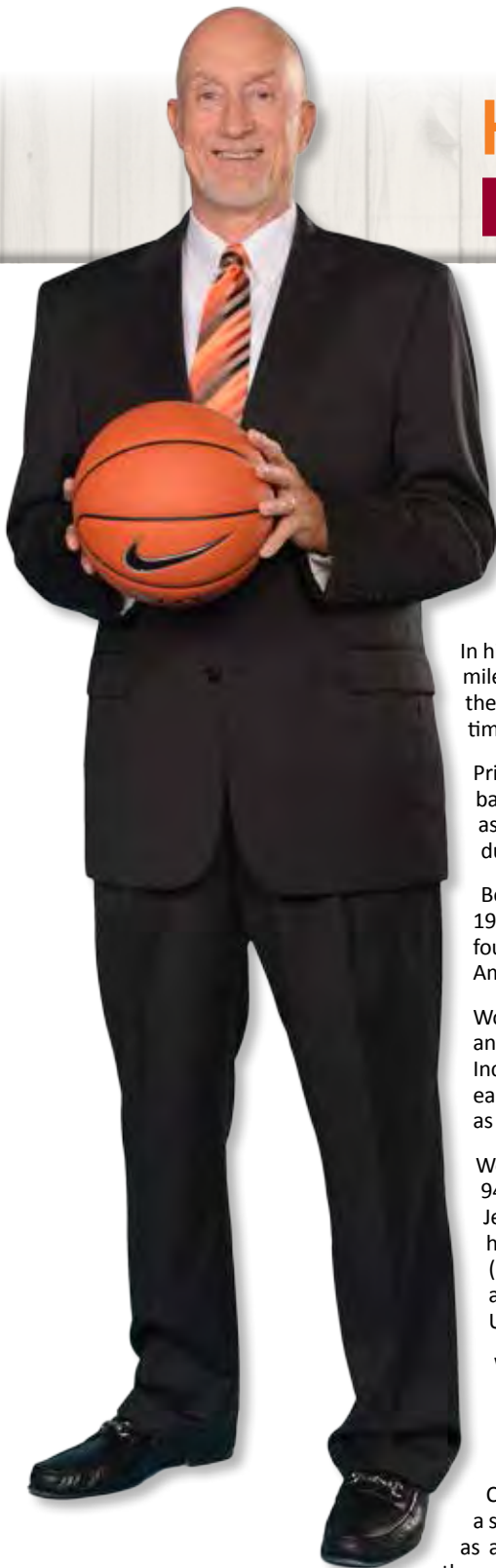


**JERMAINE WOODS**  
Assistant Coach  
Second Season



**BILL OLD**  
Director of Basketball  
Operations  
Fourth Season





# HEAD COACH DENNIS WOLFF

## Fourth Season • Connecticut, 1978

Dennis Wolff was named the sixth head women's basketball coach at Virginia Tech on March 22, 2011.

The Hokies continued to improve under Wolff during his third year at the helm. Finishing 14-16 overall, Tech recorded its best finish since the 2009-10 season. The Hokies also boasted a win over then-ranked No. 11 North Carolina on the road, marking the program's first win in Chapel Hill. In addition, the Hokies defeated NCAA teams Florida, Michigan State and Robert Morris. Wolff also coached Uju Ugoka to All-ACC Second Team honors in 2014.

During Wolff's second season, the Hokies picked up a big win over a top-25 opponent, defeating then-19th ranked Florida State with a decisive 71-52 win over the Seminoles in Cassell Coliseum. The win snapped an eight game skid against FSU. Tech also improved in its overall and ACC record under Wolff's leadership.

In his inaugural season with the Hokies, Wolff guided Virginia Tech to an improved ACC record that featured a milestone win over then-ranked No. 8 Maryland. Tech's win over the 2012 ACC Champion Terrapins marked the first time in over a decade that the Hokies have defeated a team ranked eighth or better and just the third time in team history. Wolff was also inducted into the Basketball Old Timers of America Hall of Fame.

Prior to accepting the women's head coaching position, Wolff served one season as the director of men's basketball operations & assistant to the head coach for the Virginia Tech men's basketball program. He assisted the head coach in the day-to-day operations of the basketball program and also took on additional duties to better reflect a change in NCAA rules governing the operations position.

Before coming to Virginia Tech, Wolff served as the head men's basketball coach at Boston University from 1994-2009. Under Wolff's guidance, the Terriers won three straight conference titles (2002-2004) and made four consecutive postseason appearances (2002-05) for the first time in school history. He was a three-time America East Coach of the Year and a two-time NABC District 1 Coach of the Year selection.

Wolff was 247-197 (.556) in 15 years at BU, and is the school's all-time leader in victories. Including two years at Connecticut College in the early 1980s, Wolff is 277-215 (.563) in 17 years as a head coach.

Wolff arrived at BU following a four-year (1990-94) stint as an assistant coach under head coach Jeff Jones at the University of Virginia. Prior to his tenure at Virginia, Wolff spent four years (1985-89) as an assistant coach at Wake Forest and one year (1989-90) at Southern Methodist University.

Wolff began his coaching career at Trinity College, a Division III school in Hartford, Conn., where he served as an assistant from 1978-80. At the age of 25, he was named the head coach at Connecticut College and guided the Camels to a two-year mark of 30-18, including a successful 16-8 record in 1980-81, his first year as a head coach. In 1982, he began his first of three years as an assistant coach at St. Bonaventure.

In the last year, Wolff has been involved in the USO Operation Hardwood in Iraq and the USO Operation Hoop Talk in Afghanistan.

A 1978 graduate of the University of Connecticut, Wolff was a two-year letterman under head coaches Dee Rowe and Dom Perno after transferring from Louisiana State University in 1975. A native of New York City, Wolff was a standout guard for Holy Cross High School. In recognition of his scholastic efforts, Wolff has since been inducted into the Holy Cross Athletic Hall of Fame.

Wolff and his wife JoAnn have three children: Nicole, Matt, and Michael. Nicole, the 2002 McDonald's National Player of the Year, played basketball at the University of Connecticut and is currently a psychologist in Boston. Matt played basketball at Boston University and now serves as a full-time assistant coach at American. Michael played ice hockey for Brown and is currently serving in the U.S. Navy.

## THE WOLFF FILE

### HEAD COACH EXPERIENCE

<b>at Connecticut College (Men's)</b> . . . . .	30-18 (2)
<b>at Boston University (Men's)</b> . . . . .	247-197 (15)
<b>at Virginia Tech</b> . . . . .	31-59 (3)
<b>Career</b> . . . . .	308-274 (20)

### EDUCATION

<b>Connecticut</b> . . . . .	1978
------------------------------	------

### CAREER COACHING RECORDS

1981 - Connecticut College . . . . .	16-8
1982 - Connecticut College . . . . .	14-10
1995 - Boston University . . . . .	15-16
1996 - Boston University . . . . .	18-11
1997 - Boston University . . . . .	25-5
1998 - Boston University . . . . .	19-11
1999 - Boston University . . . . .	9-18
2000 - Boston University . . . . .	7-22
2001 - Boston University . . . . .	14-14
2002 - Boston University . . . . .	22-10
2003 - Boston University . . . . .	20-11
2004 - Boston University . . . . .	23-6
2005 - Boston University . . . . .	20-9
2006 - Boston University . . . . .	12-16
2007 - Boston University . . . . .	12-18
2008 - Boston University . . . . .	14-17
2009 - Boston University . . . . .	17-13
2011 - Virginia Tech . . . . .	7-23
2012 - Virginia Tech . . . . .	10-20
2013 - Virginia Tech . . . . .	14-16



## BETT SHELBY

Assistant Coach  
Second Season  
Greensboro, 2006

Bett Shelby joined the Virginia Tech staff in May 2013.

Shelby came to Tech after serving as an assistant coach at Seton Hall for two seasons where she coordinated aspects of recruiting, scouted opponents and coached the guards. In 2012, Shelby helped sign a class ranked 33rd nationally by All Star Girls Report. The class featured the 19th best forward in the country as well as the 73rd best overall player in the 2012 class and a NJCAA All-American.

During the 2012-13 season, Shelby helped coach the Pirates to the most school wins since the 2008-09 season as well as the most Big East victories since the 2006-07 season. The team also claimed its first Big East Tournament win since the 2008-09 season.

Prior to Seton Hall, Shelby served on the staff at Southern Illinois where she landed a recruiting class ranked 37th nationally by ESPN HoopGurlz. In addition, the class was tabbed the No. 1 mid-major class that season by ESPN HoopGurlz. The All-Star Girls report ranked Shelby's class 57th nationally and No. 1 in the Missouri Valley Conference. The class included SIU's first Parade All-American, Top-100 player (ESPN HoopGurlz) and a top-100 transfer as named by the All-Star Girls Report.

A native of Charlotte, N.C., Shelby was an assistant coach at Tennessee Tech in 2010 and was responsible for an All-Star Girls Report Top-100 recruiting class, ranking No. 1 in the Ohio Valley Conference. Shelby also spent one season as the recruiting coordinator and assistant coach at Stetson University, helping recruit a Top-100 recruiting class, according to All-Star Girls Report, that ranked first in the Atlantic Sun Conference.

Shelby spent two seasons as the director of basketball operations at East Carolina. During her time at ECU, the Pirates won the Conference USA title and reached the NCAA Tournament for the first time in 25 years.

Shelby played collegiately at UNC Wilmington during her first two seasons. She spent her junior and senior seasons at Greensboro College where she served as team captain. The team won the USA South regular-season and conference titles during her time. During her senior year, the team advanced to the second round of the NCAA Tournament with a 22-8 record.



## MORGAN VALLEY

Assistant Coach  
First Season  
Connecticut, 2005

Morgan Valley joined the Virginia Tech staff as an assistant coach in August 2014.

Valley, a 2005 graduate of UConn, was a member of three NCAA national championship teams and won a pair of BIG EAST titles with the Huskies. During her career, Valley appeared in 108 games for UConn and helped the team to a record of 139-8. Valley was tabbed a Parade and WBCA All-American in 2000 and earned a spot on the BIG EAST All-Star Team in 2001. Valley was recently inducted into the New England Basketball Hall of Fame in 2013.

The Vermont native, comes to Tech after serving as an assistant at UMass since 2010 where, in addition to her coaching duties, she served as the recruiting coordinator for three seasons. During her tenure with the Minutewomen, Valley coached Jasmine Watson into the UMass record books, entering in the 1,000-point club as well as ranking among the top-20 in 14 statistical categories.

Prior to UMass, Valley spent two years (2008-10) at Towson as the recruiting coordinator and was an assistant at New Hampshire from 2007-08.

Valley spent time at Holy Cross from 2005-07. The Crusaders made back-to-back appearances in the Patriot League title game and claimed the championship in 2007 en route to an NCAA Tournament appearance. During her time at Holy Cross, Valley coached the Patriot League Rookie of the Year, Patriot League Tournament MVP, as well as four all-conference honorees.

After completing all of her eligibility at UConn, Valley got her coaching start during the 2004-05 season, before graduating, as a student assistant for Hall of Fame coach Geno Auriemma when the Huskies reached the Sweet 16.

Valley also served as the Director of the Naismith Basketball Hall of Fame Clinics in 2004 and was the co-director of the Valley and Valley Girls Basketball Camp in Burlington, Vt. In addition, she has served as a commissioner and counselor at the Auriemma Girls Basketball Camps. Valley earned her bachelor of arts in human development and family studies.



## JERMAINE WOODS

Assistant Coach  
Second Season  
Norfolk State, 2011

Jermaine Woods joined the Virginia Tech women’s basketball staff as an assistant coach in July 2013.

Woods came to Tech after three seasons as a head coach at Maury High School in Norfolk, Va., where he led the team to a 61-18 record and regional final berths in back-to-back seasons. Woods also coached the Boo Williams AAU 17U and the Under B Team where 21 students-athletes earned scholarships in his three years as head coach. Additionally, Woods owns and operates Gettin’ Better Basketball which provides one-on-one training for basketball athletes. The organization is focused on building a training program that allows the individual to build the needed skills and fundamentals.

Prior to his coaching days, Woods was a standout athlete at Christopher Newport University where he was a two time first team All-Dixie Conference selection and was named the league’s Newcomer of the Year. Woods set Christopher Newport’s single-season three-pointer record as a junior and broke the record again as a senior in 2003. Woods followed up his time at Christopher Newport by competing professionally in Poland. The Virginia native graduated from Norfolk State with a degree in business management in 2011.

Woods and his wife Natasha have three children, Jermaine, Nyjæ and Kerrington.



## BILL OLD

Director of Basketball  
Operations  
Fourth Season  
Randolph Macon, 1994

Bill Old joined the Virginia Tech women’s basketball staff in 2011 as director of women’s basketball operations, after serving for three years as financial projects manager/assistant business manager in the Virginia Tech Athletics Department.

Old served as the Virginia Tech men’s basketball director of operations for one season. Prior to arriving in Blacksburg, he held the same position with the South Carolina men’s basketball program under head coach Dave Odom. In both positions, Old assisted in all areas of the program, including planning travel, administrative responsibilities and film exchange.

Before working at USC, Old was an assistant coach at Hampton for two years, participating in the NCAA Tournament both seasons with the Pirates. Old also served as an assistant basketball coach for the International Basketball League’s Richmond Rhythm for one season (1999-2000) under head coach Ralph Sampson, assisting with player development, scouting and leadership of the professional minor league basketball team.

From 1997-99, Old served as an assistant coach at James Madison under head coach Sherman Dillard. Old began his career at Wake Forest (1994-97), where he was an administrative assistant to Odom for three seasons, participating in the NCAA Tournament each year.

A native of Charlottesville, Va., Old grew up on the campus of Virginia Military Institute and earned his bachelor of arts in business and economics from Randolph-Macon in 1994. He and his wife Hollee, a registered nurse, live in Blacksburg.



## BRITTANY MORRIS

Video Coordinator  
First Season  
Seton Hall, 2013

Brittany Morris joined the Virginia Tech staff in August 2014. She manages all of the video needs for the women's basketball program including recording games and practices, editing film, film exchange and creating highlight videos.

Morris comes to Tech following a playing career at Seton Hall University where she was named Second Team BIG-EAST as a senior after averaging a team-high 13.7 points per game and setting the Seton Hall single-season record with 74 three-pointers. Morris ended her career as the SHU all-time leader in three pointers with 178. The Raleigh, North Carolina native made 80 starts in her four-year career, including every game during her junior and senior seasons. In addition to her playing experience, Morris has worked with the Garner Flames AAU Basketball Organization in Raleigh where she helped coach young players and coordinated all of the team's video operations.

Morris graduated from Seton Hall's Stillman School of Business in 2013 with a bachelor of science in business administration, focusing on sport management and marketing.



## LATANYA COLLINS

Assistant to the  
Head Coach/  
Director of Student-  
Athlete Development  
First Season  
Virginia State, 2000

LaTanya Collins joined the Virginia Tech staff as assistant to the head coach and director of student-athlete development in September 2014.

Prior to Virginia Tech, Collins served as the head girls basketball coach at Saint Gertrude High School (2012-14) in Richmond, Va., where she guided the team to its first state tournament appearance in 14 years as well as a ranking of seventh in the state. Collins also coached at Atlee High School (2011-13) in Hanover, Va., leading the team to its first regional tournament appearance in five seasons.

Collins is no stranger to the New River Valley, having served as an assistant coach at Radford during the 2009-10 season where she assisted with recruiting efforts, directed post players and guards and facilitated all camps.

Collins, who was a scout for the Carolina Scouting Report prior to Radford, also brings past head coaching experience to the Hokies from Saint Augustine's College in Raleigh, N.C., and Southern Vermont College.

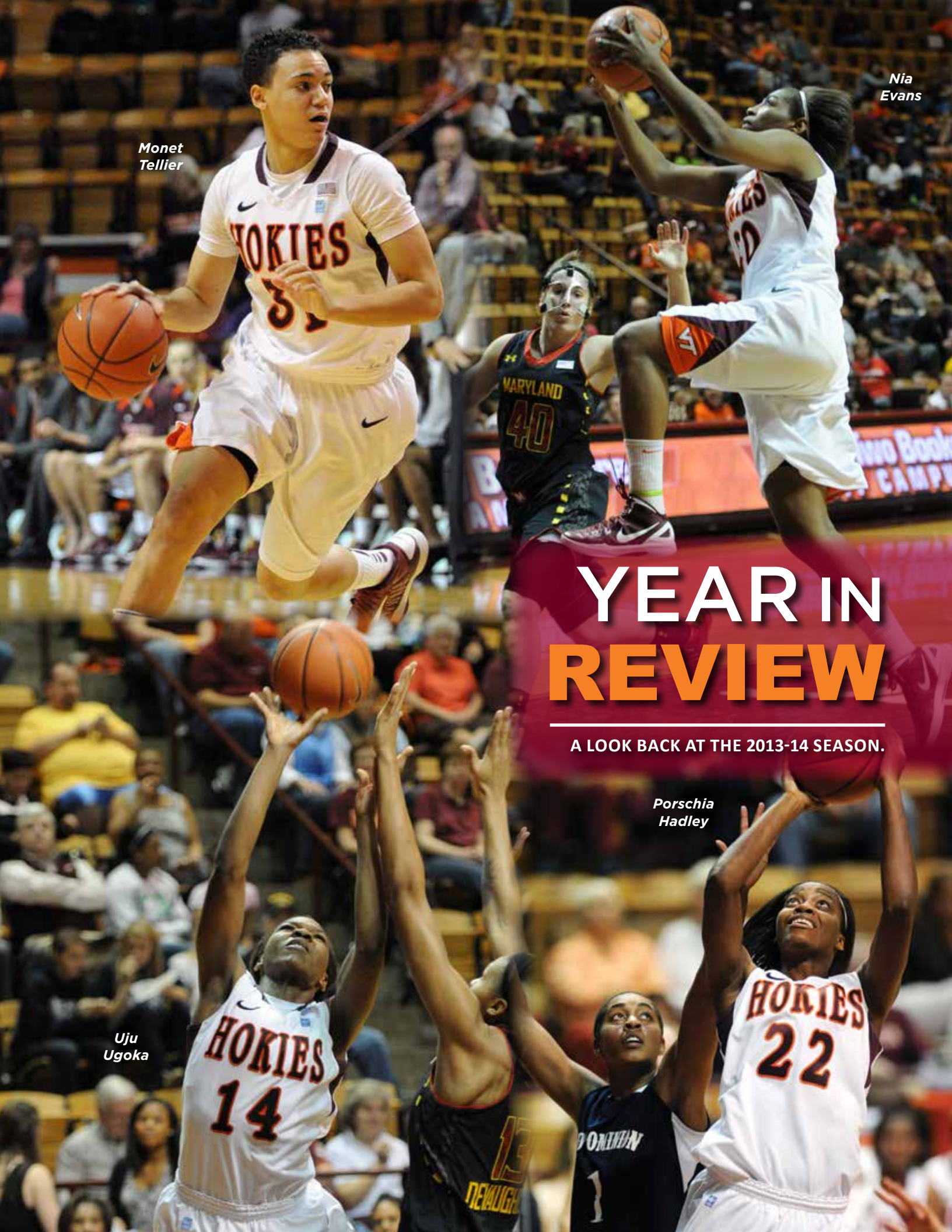
While at St. Augustine's, Collins turned the program around in just one season. Inheriting a squad that posted a 6-22 record in 2006-07, Collins directed the Lady Falcons to an 18-10 mark. Off the court, her team recorded the second-highest GPA in the CIAA (Central Intercollegiate Athletic Association).

Prior to St. Augustine's, Collins directed Southern Vermont's women's hoops program along with acting as the athletic department's senior woman administrator. She took over the winless program in December of 2005 and guided the Mountaineers to the program's biggest turnaround.

Collins has also served as an assistant at Marist College in Poughkeepsie, N.Y., St. Augustine's and her alma mater, Virginia State. Collins' responsibilities as an assistant included recruiting, planning team travel, academic advisement and guard development.

Before entering the collegiate coaching ranks, Collins made her coaching debut on the high school level from 2000-2004. She was the head girls' varsity basketball coach and head boys' junior varsity coach at Charles City (Va.) High School and an assistant girls' basketball coach at Highland Springs (Va.) High School.

A 2000 graduate of Virginia State, Collins earned a bachelor's degree in biology. She also holds a certificate with the NCAA Coaches Academy.



*Monet  
Tellier*

*Nia  
Evans*

# YEAR IN REVIEW

A LOOK BACK AT THE 2013-14 SEASON.

*Porschia  
Hadley*

*Uju  
Ugoka*

# 2013-14 SEASON NOTES

## ROOKIE RECORD

**Vanessa Panousis** broke the Virginia Tech freshman record for made three-pointers with the trio she dropped in against Clemson, breaking a record that has stood for more than 20 years since Sarah Hillyer tallied 53 in 1989-90.

## THREE IN A ROW

The Hokies won three straight ACC games in February, beginning with a 69-62 decision over Pittsburgh on Feb. 20. Tech also defeated No. 11 UNC, 50-47, and Clemson, 74-48. It marked the first time since 2007 that Virginia Tech has won three straight ACC games.

## HERE'S ONE FOR YOU, AND FOR YOU...

**Vanessa Panousis** broke the Virginia Tech freshman record for assists during the week of Feb. 17-24. The previous record of 106 was set by Carrie Mason during the 2002-03 season. Panousis had 118 assists on the year.

## A FIRST TIME FOR EVERYTHING

The Hokies 50-47 win over No. 11/8 North Carolina on Feb. 23 marked Tech's first win in Chapel Hill in program history.

## FRESH-TASTIC

After recording 21 points in a win over Pitt and 24 points as the Hokies defeated UNC, **Vanessa Panousis** was named the ACC Rookie of the Week, earning the honor for the Hokies for the first time since **Monet Tellier** won during the 2010-11 campaign.

## DOUBLE-DOUBLE RECORD-RECORD

With 14 points and 11 rebounds against Pittsburgh on Feb. 20 **Uju Ugoka** recorded her 14th double-double of the season, setting a new Virginia Tech record for most double-doubles in a season. It marks the most double-doubles by a Tech player since **Kerri Gardin** tallied 13 during the 2005-06 season.

## NEW SHERIFF IN TOWN

Virginia Tech named **Whit Babcock** its new Director of Athletics on Jan. 24 2014. Babcock, a native of Harrisonburg, Va., has served as the Director of Athletics at Cincinnati since 2011.

## O CAPTAINS, MY CAPTAIN

The Hokies and Head Coach Dennis Wolff have announced **Nia Evans** and **Uju Ugoka** as co-captains for the remainder of the 2013-14 season. Evans is a four year letter winner and has been a vocal leader both on and off the court for the Hokies. Ugoka has led Tech this season and is one of three players in the ACC averaging a double-double with 20.2 points and 10.3 rebounds per game.

## THREE IN A ROW, TWICE

Senior **Uju Ugoka** scored 20+ points in three consecutive games two times last season. Her first stretch began with 21 points against Bucknell on Nov. 17, followed by 26 at Hofstra (Nov. 23) and 27 against Richmond (Nov. 27). Ugoka had a second three-game span starting with 29 versus Duke (Jan. 19) and 22 in back-to-back games against Georgia Tech (Jan. 23) and Florida State (Jan. 26). The three consecutive 20+ point games marked the first time in a decade that a Tech player has accomplished the feat. Ieva Kublina had three consecutive 20+ point games Feb. 1-9, 2003.

## RECORD SETTING

**Monet Tellier** set Tech's career ACC records in steals, field goals made and free throws made in 2013-14.

## BLUE DEVILS IN THE DETAILS

In a 74-70 loss against No. 3 Duke on Jan. 19, the Hokies held the Blue Devils to their slimmest margin

of victory since they had a one-point win over NC State in Jan. 2011. In addition, the 70 points by the Hokies were the most points scored by Tech in the series since defeating the Blue Devils, 72-70, in 1998.

## SPREADING THE LOVE AROUND

With her 10 assists at Boston College on Jan. 5, freshman **Vanessa Panousis** became the first player with two 10+ assist performances in a single season since Nikki Davis had two such games during the 2010-11 season.

## HAPPY NEW YEAR

The Hokies entered the New Year with a 10-2 record, marking the first time since the 2007-08 season that the Hokies had double-digit wins before January.

## SIX STRAIGHT NONE THE RICHER

With 22 points and 17 rebounds against Radford on Dec. 21, **Uju Ugoka** recorded her sixth consecutive double-double becoming just the second player in program history to have double-doubles in six straight games. It marked the first time since 1978 when **Karen Garbis** tallied six straight from Feb. 9 to Feb. 25.

## FROM WAY OUTSIDE

**Maddison Penn** knocked down five three pointers in Tech's 82-33 win over Radford on Dec. 21. It was the most three pointers in a game by a Virginia Tech player since **Monet Tellier** tallied five against Maryland on Jan. 26, 2012.

## BUCKETS AND BOARDS

**Uju Ugoka** became just the fifth player in Virginia Tech history to put up 30+ points and grab 10+ rebounds in the same game when she tallied 32 points and 11 boards at Indiana on Dec. 4.

## THEY'RE ON THE REBOUND(S)

**Tajiah Campbell**, **Uju Ugoka** and **Hannah Young** each grabbed double-digit rebounds against Presbyterian on Nov. 30. Campbell and Ugoka tallied 12 while Young notched 10 boards. It marked the first time in over 20 years that three Virginia Tech players had pulled down double-digit rebounds in the same game. The last time it happened was on Jan. 21, 1989 in a 68-67 win over Florida State.

## 300 AND COUNTING

Head Coach **Dennis Wolff** picked up his 300th career win on November 30, 2013 when the Hokies defeated Presbyterian, 55-33. Wolff previously coached at Boston University where he had 247 wins and was at Connecticut College prior to that where he tallied 30 wins.

## 20/20

**Uju Ugoka** and **Monet Tellier** both hit for over 20 points against Hofstra. Ugoka tallied 26 points while Tellier had 20. The last time Tech had two players score over 20 points in the same game was last season on Feb. 24, 2013 when the duo hit 21 and 24, respectively, against Florida State.

## HOT SHOTS

The Hokies hit over 40 percent from the field in each of their first five games. Tech last tallied five consecutive games of 40 percent or better Nov. 24-Dec. 5, 2007.

## SCORING EARLY AND OFTEN

The last time the Hokies opened the season with five straight 70+ point games was the 1985-86 season, when they opened with six consecutive, but the Hokies were 4-2 during that span. The last time Tech hit for 70 or more in five straight games was Dec. 2004-Jan. 2005 when they tallied seven consecutive games.

## DISHING IT OUT

Virginia Tech tied the program's Cassell record for assists in a single game, posting 28 versus Bucknell on Nov. 17. The record was first set against Florida State on Feb. 20, 1988.

## IT'S RAINING THREES

The Hokies set new Virginia Tech and Cassell Coliseum records in three pointers made after dropping in 13 as a team against Bucknell on Nov. 17. The previous program record was 12, set on Dec. 13, 1993 at Southern Miss. The Cassell record had held at 10 since Dec. 11, 1996 against Radford.

## DOUBLING UP

**Uju Ugoka** tallied her second double-double of the season and seventh of her career with 21 points and 10 rebounds against Bucknell, becoming the first Tech player to top the 20/10 mark since **Brittany Cook** had 26 and 14 in 2008 against Maryland.

## ROOKIE MONSTER

**Vanessa Panousis** dropped in 24 points against Florida on Nov. 14. It marked the first time a freshman has scored 20 or more points in a game since **Monet Tellier** tallied 23 against NC State during the 2010-11 season.

## HALF THE TIME, DOUBLE THE STATS

**Hannah Young** became just the third Hokie since 2000 to record a double-double in less than 20 minutes. Young had 10 points and 10 rebounds in 18 minutes at ODU. **Porschia Hadley** tallied 15 points and 10 rebounds in 16 minutes on Dec. 6, 2009 vs. NC Central. **Tere Williams** had 19 points, 11 boards in 19 minutes on Dec. 2, 2000 against Richmond.

## DOUBLE DOUBLE-DOUBLES

**Hannah Young** and **Tajiah Campbell** both recorded double-doubles for the Hokies on Nov. 11 in Tech's 73-61 win over Old Dominion. Young had 10 points and 10 rebounds while Campbell posted 19 points and 11 rebounds. The last time two players had double-doubles in the same game was in 2005 with **Kerri Gardin** (10 points, 21 rebounds) and **Erin Gibson** (12 points, 11 rebounds) against Virginia.

## PUTTING UP POINTS

The 84 points scored by the Hokies against Howard marked the most points scored by Tech since an, 87-44 win over Alcorn State on Dec. 29, 2010. It was also the first time the Hokies have beaten a team by more than 50 points since a 105-40 win over Southern Miss on Dec. 28, 2004.

## BALANCING ACT

Virginia Tech opened the season with a win over Howard as the Hokies put together a balanced attack enroute to the 84-32 win. It marked the first time in three seasons that the Hokies have had six players hit double-digit scoring in the same game. **Maddison Penn** led the charge with 13 points. **Tajiah Campbell**, **Monet Tellier** and **Nia Evans** had 12 points while **Hannah Young** and **Uju Ugoka** added 11 each.

## OPENING SUCCESS

The Hokies improved their all-time season opening record to 29-9 with the win over Howard. Tech also has a 21-4 record when playing the season opener at Cassell Coliseum.

## INTERNATIONAL STAGE

Four Tech players represented their countries on the international stage over the summer. **Tajiah Campbell** competed for Canada's Senior Developmental team at the World University Games. **Samantha Hill** represented Canada while **Maddison Penn** and **Vanessa Panousis** both represented team Australia at the FIBA U19 World Championships.

# 2013-14 SEASON STATISTICS

## OVERALL STATISTICS • RECORD: 14-16

TOTAL ##	Player	GP	GS	Min	Avg	TOTAL			3-PTS			REBOUNDS											Pts	Avg		
						FGA	Pct	3FG	FGA	Pct	FT	FTA	Pct	Off	Def	Tot	Avg	PF	FO	A	TO	Blk			Stl	
14	Uju Ugoka	29	29	880	30.3	213	423	.504	2	6	.333	105	172	.610	105	172	277	9.6	69	0	34	75	11	27	533	18.4
05	Vanessa Panousis	30	30	1000	33.3	114	313	.364	58	177	.328	87	107	.813	15	77	92	3.1	55	0	121	98	3	10	373	12.4
31	Monet Tellier	28	28	912	32.6	104	249	.418	15	54	.278	60	95	.632	43	121	164	5.9	73	3	97	71	1	30	283	10.1
04	Hannah Young	30	27	852	28.4	63	200	.315	27	98	.276	31	44	.705	37	152	189	6.3	85	1	54	50	16	16	184	6.1
24	Taijah Campbell	30	29	795	26.5	77	173	.445	1	1	1.000	17	34	.500	78	115	193	6.4	100	8	38	54	45	18	172	5.7
15	Maddison Penn	25	0	321	12.8	37	134	.276	29	101	.287	7	12	.583	6	31	37	1.5	29	0	16	18	4	7	110	4.4
03	Serafina Maulupe	28	2	321	11.5	27	95	.284	16	69	.232	9	13	.692	11	24	35	1.3	33	0	22	20	0	12	79	2.8
33	Kelsey Conyers	14	0	159	11.4	12	23	.522	7	15	.467	5	12	.417	4	7	11	0.8	14	0	8	13	1	2	36	2.6
20	Nia Evans	29	4	259	8.9	28	56	.500	2	9	.222	7	18	.389	16	34	50	1.7	53	1	16	18	9	8	65	2.2
35	Tara Nahodil	7	0	34	4.9	5	12	.417	0	0	.000	5	8	.625	1	11	12	1.7	2	0	1	0	2	1	15	2.1
25	Samantha Hill	22	0	189	8.6	10	40	.250	6	25	.240	5	11	.455	3	11	14	0.6	27	0	16	18	3	2	31	1.4
22	Porschia Hadley	23	1	128	5.6	12	33	.364	0	0	.000	6	7	.857	5	16	21	0.9	21	0	7	5	4	3	30	1.3
10	Lauren Evans	25	0	225	9.0	12	41	.293	0	2	.000	5	10	.500	5	13	18	0.7	30	0	16	11	3	8	29	1.2
TM	TEAM														54	75	129	4.3	1		8				0	
	Total	30				714	1792	.398	163	557	.293	349	543	.643	383	859	1242	41.4	592	13	446	459	102	144	1940	64.7
	Opponents	30				661	1751	.377	144	500	.288	427	650	.657	331	777	1108	36.9	532	-	353	397	69	198	1893	63.1

SCORE BY PERIODS:	1st	2nd	OT	Total
Virginia Tech	869	1036	35	1940
Opponents	873	996	24	1893

DEADBALL REBOUNDS:	OFF	DEF	TOTAL
Virginia Tech	96	22	118
Opponents	101	16	117

## ACC STATISTICS • RECORD: 4-12

TOTAL ##	Player	GP	GS	Min	Avg	TOTAL			3-PTS			REBOUNDS											Pts	Avg		
						FGA	Pct	3FG	FGA	Pct	FT	FTA	Pct	Off	Def	Tot	Avg	PF	FO	A	TO	Blk			Stl	
14	Uju Ugoka	15	15	486	32.4	105	228	.461	1	4	.250	54	95	.568	43	82	125	8.3	35	0	20	44	7	16	265	17.7
05	Vanessa Panousis	16	16	559	34.9	70	185	.378	36	111	.324	42	49	.857	7	43	50	3.1	31	0	60	46	1	6	218	13.6
31	Monet Tellier	14	14	456	32.6	48	113	.425	11	32	.344	36	55	.655	26	47	73	5.2	38	2	42	37	0	15	143	10.2
04	Hannah Young	16	13	444	27.8	32	95	.337	12	46	.261	13	16	.813	15	74	89	5.6	46	1	27	29	9	10	89	5.6
24	Taijah Campbell	16	15	434	27.1	35	83	.422	0	0	.000	6	14	.429	33	60	93	5.8	58	6	21	31	21	8	76	4.8
15	Maddison Penn	15	0	186	12.4	16	75	.213	12	56	.214	6	10	.600	2	17	19	1.3	14	0	6	9	2	5	50	3.3
35	Tara Nahodil	3	0	16	5.3	3	6	.500	0	0	.000	2	4	.500	1	3	4	1.3	2	0	1	0	0	0	8	2.7
33	Kelsey Conyers	9	0	112	12.4	6	11	.545	4	7	.571	4	7	.571	2	5	7	0.8	10	0	5	8	0	2	20	2.2
03	Serafina Maulupe	14	2	154	11.0	9	33	.273	7	25	.280	5	6	.833	4	12	16	1.1	13	0	6	13	0	4	30	2.1
20	Nia Evans	15	4	136	9.1	13	26	.500	1	5	.200	0	4	.000	7	15	22	1.5	26	0	10	9	5	4	27	1.8
22	Porschia Hadley	10	1	62	6.2	7	16	.438	0	0	.000	3	4	.750	2	1	3	0.3	9	0	3	3	3	1	17	1.7
25	Samantha Hill	14	0	109	7.8	5	16	.313	3	9	.333	0	0	.000	1	8	9	0.6	14	0	9	11	2	2	13	0.9
10	Lauren Evans	12	0	96	8.0	5	16	.313	0	0	.000	1	2	.500	3	3	6	0.5	12	0	5	7	1	3	11	0.9
TM	TEAM														29	45	74	4.6	1		8				0	
	Total	16				354	903	.392	87	295	.295	172	266	.647	175	415	590	36.9	309	9	215	255	51	76	967	60.4
	Opponents	16				390	926	.421	77	247	.312	232	353	.657	175	403	578	36.1	266	-	200	199	44	120	1089	68.1

SCORE BY PERIODS:	1st	2nd	OT	Total
Virginia Tech	419	523	25	967
Opponents	497	573	19	1089

DEADBALL REBOUNDS:	OFF	DEF	TOTAL
Virginia Tech	55	12	67
Opponents	55	10	65

# 2013-14 SEASON RESULTS

Opponent	Date	Score	WL	POINTS	REBOUNDS	ASSISTS	STEALS	BLOCKED SHOTS
HOWARD	11/09/13	84-32	W	13-Maddison Penn	11-Hannah Young	6-Monet Tellier Vanessa Panousis	2-Lauren Evans Uju Ugoka	2-Tara Nahodil Taijah Campbell
at Old Dominion	11/11/13	73-61	W	19-Taijah Campbell Monet Tellier	11-Taijah Campbell	5-Vanessa Panousis	2-Vanessa Panousis Monet Tellier	2-Taijah Campbell
FLORIDA	11/14/13	71-59	W	24-Vanessa Panousis	12-Uju Ugoka	9-Monet Tellier	2-Nia Evans	1-Taijah Campbell Nia Evans
BUCKNELL	11/17/13	87-49	W	21-Uju Ugoka	10-Uju Ugoka	9-Monet Tellier	2-Maddison Penn Serafina Maulupe	3-Hannah Young
at Hofstra	11/23/13	77-72	WOT	26-Uju Ugoka	12-Hannah Young	5-Vanessa Panousis	2-Taijah Campbell	5-Taijah Campbell
RICHMOND	11/27/13	56-64	L	27-Uju Ugoka	17-Uju Ugoka	4-Vanessa Panousis	2-Uju Ugoka	2-Uju Ugoka Hannah Young
PRESBYTERIAN	11/30/13	55-33	W	12-Uju Ugoka	12-Uju Ugoka Taijah Campbell	3-Lauren Evans	2-Serafina Maulupe	1-N. Evans, Young Campbell
at Indiana	12/4/13	65-71	L	32-Uju Ugoka	12-Hannah Young	5-Monet Tellier Vanessa Panousis	1-Young, Maulupe, Ugoka	2-Taijah Campbell
MICHIGAN STATE	12/07/13	72-66	W	19-Uju Ugoka	10-Uju Ugoka	4-Vanessa Panousis Uju Ugoka	1-Uju Ugoka	1-Samantha Hill
USC UPSTATE	12/15/13	65-61	W	27-Uju Ugoka	13-Uju Ugoka	6-Monet Tellier	3-Monet Tellier	2-Taijah Campbell
at Radford	12-21-13	82-33	W	22-Uju Ugoka	17-Uju Ugoka	5-Vanessa Panousis	3-Monet Tellier	1-Vanessa Panousis Lauren Evans
ROBERT MORRIS	12/29/13	70-64	W	16-Monet Tellier Uju Ugoka	11-Monet Tellier	10-Vanessa Panousis	2-Monet Tellier Uju Ugoka	1-Ugoka, Young, Campbell
at Hampton	1/1/14	60-70	L	16-Uju Ugoka	13-Monet Tellier	3-Nia Evans	None	1-Taijah Campbell
at Boston College	1/5/14	63-70	L	23-Uju Ugoka	8-Uju Ugoka Taijah Campbell	10-Vanessa Panousis	1-Samantha Hill Hannah Young	1-Ugoka, Campbell Hill, Young
VIRGINIA	01/09/14	60-67	L	24-Uju Ugoka	10-Nia Evans	3-Monet Tellier Vanessa Panousis	1-Panousis, Campbell, Tellier	7-Taijah Campbell
MIAMI	01/12/14	62-64	L	17-Monet Tellier	10-Monet Tellier	6-Vanessa Panousis	3-Monet Tellier	2-Campbell, Ugoka Young
DUKE	01/19/14	70-74	L	29-Uju Ugoka	11-Uju Ugoka	5-Monet Tellier	2-Nia Evans	None
GEORGIA TECH	01/23/14	52-73	L	22-Uju Ugoka	10-Uju Ugoka	3-Monet Tellier Vanessa Panousis	2-Serafina Maulupe	2-Nia Evans
at Florida State	1/26/14	54-70	L	22-Uju Ugoka	10-Uju Ugoka	3-Monet Tellier	1-N. Evans, Ugoka Maulupe, Tellier, Campbell	1-Uju Ugoka Porschia Hadley
at Notre Dame	01/30/14	48-74	L	12-Vanessa Panousis	7-Uju Ugoka	4-Uju Ugoka	2-Hannah Young Monet Tellier	1-Vanessa Panousis
BOSTON COLLEGE	02/02/14	70-63	WOT	18-Vanessa Panousis	10-Hannah Young	7-Monet Tellier	3-Maddison Penn Taijah Campbell	2-Taijah Campbell
at Syracuse	02/06/14	48-73	L	15-Uju Ugoka	12-Uju Ugoka	2-Monet Tellier Vanessa Panousis	3-Monet Tellier	2-Porschia Hadley
NC STATE	02/09/14	71-72	LOT	20-Uju Ugoka	7-Hannah Young	6-Monet Tellier	1-Panousis, Hadley Young, Ugoka	1-Taijah Campbell Hannah Young
at Wake Forest	02/13/14	64-65	L	21-Vanessa Panousis	9-Hannah Young	4-Vanessa Panousis Taijah Campbell	2-Hannah Young	1-Campbell, Ugoka, Young
at Virginia	02/16/14	64-80	L	21-Uju Ugoka	10-Uju Ugoka	7-Vanessa Panousis	2-Uju Ugoka	1-Uju Ugoka
PITT	02/20/14	69-62	W	21-Vanessa Panousis	11-Uju Ugoka Taijah Campbell	5-Hannah Young	3-Uju Ugoka	1-Taijah Campbell Hannah Young
at North Carolina	02/23/14	50-47	W	24-Vanessa Panousis	12-Monet Tellier	3-Vanessa Panousis	2-Uju Ugoka	2-Taijah Campbell
CLEMSON	02/27/14	74-48	W	23-Uju Ugoka	11-Uju Ugoka	5-Vanessa Panousis	2-Uju Ugoka	1-Taijah Campbell
at Maryland	03/02/14	48-87	L	7-Taijah Campbell Vanessa Panousis	5-Taijah Campbell	3-Vanessa Panousis	2-Monet Tellier	1-Penn, Ugoka Campbell
vs Clemson	03/05/14	56-69	L	20-Uju Ugoka	10-Uju Ugoka	3-Kelsey Conyers Vanessa Panousis	1-Campbell, Ugoka Tellier, Young	5-Taijah Campbell



# 2013-14 GAME-BY-GAME COMPARISON

Opponent	Date	Score	W/L	SCORING			TOTAL			3-PTRS			REBOUNDS			Mar	A	TO	Blk	Stl	Fouls	
				1st	2nd	OT	FG	FGA	Pct	FG	FGA	Pct	FT	FTA	Pct.							Reb.
VIRGINIA TECH vs. Howard	11/9/13	84-32	W	37	47	+52	30	69	.435	7	22	.318	17	25	.680	64	+32	23	21	7	7	13
				15	17		13	59	.220	0	13	.000	6	14	.429	32		7	20	3	12	21
VIRGINIA TECH at Old Dominion	11/11/13	73-61	W	35	38	+12	27	59	.458	6	18	.333	13	20	.650	43	+4	16	18	2	5	26
				35	26		20	62	.323	4	18	.222	17	30	.567	39		8	11	2	7	19
VIRGINIA TECH vs. Florida	11/14/13	71-59	W	39	32	+12	24	57	.421	5	15	.333	18	21	.857	34	-4	16	17	2	5	27
				15	44		18	54	.333	5	23	.217	18	24	.750	38		9	21	0	2	20
VIRGINIA TECH vs. Bucknell	11/17/13	87-49	W	44	43	+38	36	75	.480	13	27	.481	2	3	.667	46	+11	28	9	9	8	20
				23	26		17	56	.304	0	10	.000	15	22	.682	35		12	15	0	2	11
VIRGINIA TECH at Hofstra	11/23/13	77-72	W	25	42	10	33	74	.446	4	17	.235	7	14	.500	50	+7	20	14	6	4	14
				30	37	5	26	71	.366	11	31	.355	9	13	.692	43		18	14	0	5	17
VIRGINIA TECH vs. Richmond	11/27/13	56-64	L	30	26	-8	17	62	.274	2	19	.105	20	26	.769	46	+5	7	13	5	5	23
				36	28		19	56	.339	6	19	.316	20	27	.741	41		12	12	3	3	21
VIRGINIA TECH vs. Presbyterian	11/30/13	55-33	W	31	24	+22	21	65	.323	4	25	.160	9	12	.750	56	+33	13	16	3	4	18
				11	22		11	43	.256	2	11	.182	9	14	.643	23		6	17	2	6	13
VIRGINIA TECH at Indiana	12/4/13	65-71	L	25	40	-6	28	73	.384	5	22	.227	4	11	.364	53	+13	17	12	2	3	21
				35	36		22	64	.344	7	27	.259	20	25	.800	40		9	6	5	2	16
VIRGINIA TECH vs. RV/25 Michigan State	12/7/13	72-66	W	38	34	+6	28	61	.459	7	17	.412	9	19	.474	37	-5	17	13	1	1	16
				31	35	25	63	.397	7	27	.259	9	13	.692	42		14	14	0	5	21	
VIRGINIA TECH vs. USC Upstate	12/15/13	65-61	W	24	41	+4	21	52	.404	3	8	.375	20	32	.625	43	--	15	17	3	5	19
				25	36	25	72	.347	4	15	.267	7	13	.538	43		14	12	2	7	24	
VIRGINIA TECH at Radford	12/21/13	82-33	W	45	37	+49	28	68	.412	10	25	.400	16	21	.762	58	+29	21	16	2	10	15
				14	19	12	51	.235	3	12	.250	6	13	.462	29		5	21	1	7	22	
VIRGINIA TECH vs. Robert Morris	12/29/13	70-64	W	34	36	+6	23	54	.426	2	12	.167	22	34	.647	42	+12	17	15	3	7	22
				31	33	19	55	.345	9	19	.474	17	26	.654	30		12	17	3	7	25	
VIRGINIA TECH at Hampton	1/1/14	60-70	L	23	37	-10	22	61	.361	3	15	.200	13	26	.500	46	-8	11	10	1	0	25
				38	32	21	65	.323	7	21	.333	21	35	.600	54		14	7	1	6	20	
VIRGINIA TECH at Boston College *	1/5/14	63-70	L	25	38	-7	27	58	.466	5	22	.227	4	7	.571	34	+2	20	11	4	2	10
				32	38	26	56	.464	10	26	.385	8	12	.667	32		18	7	1	5	8	
VIRGINIA TECH vs. Virginia *	1/9/14	60-67	L	36	24	-7	24	61	.393	4	19	.211	8	15	.533	49	+7	15	22	10	3	23
				26	41	24	70	.343	4	12	.333	15	23	.652	42		12	12	3	9	22	
VIRGINIA TECH vs. Miami *	1/12/14	62-64	L	31	31	-2	23	62	.371	6	17	.353	10	19	.526	42	+3	16	15	6	6	16
				25	39	21	59	.356	7	16	.438	15	20	.750	39		8	14	3	7	19	
VIRGINIA TECH vs. 3/3 Duke *	1/19/14	70-74	L	23	47	-4	24	59	.407	7	21	.333	15	17	.882	35	+4	14	14	0	5	24
				38	36	26	49	.531	10	15	.667	12	25	.480	31		13	16	4	5	17	
VIRGINIA TECH vs. RV/-- Georgia Tech *	1/23/14	52-73	L	25	27	-21	21	60	.350	1	15	.067	9	16	.563	37	+1	12	18	3	3	23
				19	54	26	56	.464	4	17	.235	17	26	.654	36		11	13	3	9	19	
VIRGINIA TECH at 24/25 Florida State *	1/26/14	54-70	L	20	34	-16	20	46	.435	3	14	.214	11	14	.786	35	--	8	25	2	5	20
				42	28	26	64	.406	6	16	.375	12	22	.545	35		12	14	2	16	15	
VIRGINIA TECH at 2/2 Notre Dame *	1/30/14	48-74	L	19	29	-26	17	62	.274	4	13	.308	10	17	.588	34	-7	12	15	1	7	18
				37	37	26	51	.510	4	11	.364	18	22	.818	41		19	17	3	8	15	
VIRGINIA TECH vs. Boston College *	2/2/14	70-63	W	29	27	14	20	59	.339	7	27	.259	23	33	.697	38	-2	15	15	6	9	15
				34	22	7	24	65	.369	7	26	.269	8	11	.727	40		14	17	4	7	26
VIRGINIA TECH at Syracuse *	2/6/14	48-73	L	22	26	-25	13	54	.241	2	22	.091	20	28	.714	39	-11	8	19	4	6	23
				43	30	24	61	.393	3	21	.143	22	32	.688	50		11	14	7	7	22	
VIRGINIA TECH vs. 14/17 NC State *	2/9/14	71-72	L	30	30	11	26	61	.426	6	24	.250	13	17	.765	33	+4	16	13	2	4	16
				28	32	12	27	57	.474	3	16	.188	15	19	.789	29		17	12	1	7	18
VIRGINIA TECH at Wake Forest *	2/13/14	64-65	L	32	32	-1	25	50	.500	7	12	.583	7	10	.700	30	-1	16	16	3	4	25
				28	32	27	57	.474	3	16	.188	15	19	.789	29		17	12	1	7	18	
VIRGINIA TECH at Virginia *	2/16/14	64-80	L	24	40	-16	26	55	.473	7	17	.412	5	12	.417	32	-4	13	15	1	3	15
				35	45	33	65	.508	5	12	.417	9	16	.563	36		17	6	2	7	16	
VIRGINIA TECH vs. Pittsburgh *	2/20/14	69-62	W	29	40	+7	23	56	.411	8	23	.348	15	22	.682	47	+18	17	16	2	4	25
				25	37	20	56	.357	3	15	.200	19	29	.655	29		4	10	4	6	18	
VIRGINIA TECH at 11/8 North Carolina *	2/23/14	50-47	W	25	25	+3	19	46	.413	4	13	.308	8	16	.500	38	+1	7	19	3	5	20
				24	23	15	56	.268	1	18	.056	16	26	.615	37		8	15	3	10	13	
VIRGINIA TECH vs. Clemson *	2/27/14	74-48	W	34	40	+26	28	58	.483	7	14	.500	11	17	.647	45	+20	16	9	1	4	13
				22	26	18	52	.346	2	6	.333	10	15	.667	25		8	11	1	4	16	
VIRGINIA TECH at Maryland *	3/2/14	48-87	L	18	56	-39	18	56	.321	9	22	.409	3	6	.500	22	-23	10	13	3	6	23
				38	49	33	58	.569	5	11	.455	16	26	.615	45		20	11	2	6	11	
VIRGINIA TECH vs. Clemson (Greensboro, N.C.)	3/5/14	56-69	L	20	36	-13	22	59	.373	5	20	.250	7	13	.538	34	-7	10	13	5	4	24
				37	32	23	54	.426	2	7	.286	21	28	.750	41		13	11	3	7	16	

# POINTS-REBOUNDS-ASSISTS

Opponent	Date	Score	WL	03 MAULUPE	04 YOUNG	05 PANOUSIS	10 EVANS, L.	14 UGOKA	15 PENN	20 EVANS, N.	22 HADLEY	24 CAMPBELL
HOWARD	11/09/13	84-32	W	3-2-2	11-11-4	4-7-6	2-2-2	11-9-2	13-2-1	12-5-0	2-4-0	12-5-0
at Old Dominion	11/11/13	73-61	W	0-1-0	10-10-0	12-1-5	2-1-1	2-6-0	9-2-2	0-1-0	0-3-1	19-11-3
FLORIDA	11/14/13	71-59	W	0-1-1	10-6-3	24-2-3	0-1-0	17-12-0	3-0-0	3-2-0	2-0-0	5-3-0
BUCKNELL	11/17/13	87-49	W	14-1-3	8-8-3	9-2-4	6-2-2	21-10-1	6-6-4	2-2-0	0-6-2	9-2-0
at Hofstra	11/23/13	77-72	WOT	2-1-1	4-12-4	14-2-5	2-0-2	26-8-2	3-0-1	0-2-0	0-0-0	6-10-3
RICHMOND	11/27/13	56-64	L	0-0-0	2-3-1	19-4-4	2-1-1	27-17-0	DNP	2-2-0	0-0-0	0-6-0
PRESBYTERIAN	11/30/13	55-33	W	5-2-1	4-10-2	8-4-2	0-2-3	12-12-0	DNP	4-5-0	0-1-1	10-12-1
at Indiana	12/4/13	65-71	L	5-2-2	8-12-2	0-6-5	0-0-0	32-11-0	DNP	0-2-0	0-0-0	9-5-3
MICHIGAN STATE	12/07/13	72-66	W	2-0-0	14-5-1	15-0-4	0-0-0	19-10-4	DNP	0-0-2	0-2-0	5-3-1
USC UPSTATE	12/15/13	65-61	W	0-0-1	11-6-0	8-4-4	0-0-0	27-13-1	8-0-0	2-1-0	DNP	4-12-2
at Radford	12-21-13	82-33	W	8-4-3	0-1-1	12-3-5	3-3-0	22-17-2	15-3-1	5-3-1	5-1-0	2-11-1
ROBERT MORRIS	12/29/13	70-64	W	8-3-0	3-5-3	15-2-10	0-0-0	16-8-2	0-1-0	7-2-0	0-0-0	4-8-0
at Hampton	1/1/14	60-70	L	2-2-2	3-6-2	9-3-1	1-0-0	16-9-0	3-2-0	1-1-3	2-0-0	6-8-1
at Boston College	1/5/14	63-70	L	0-0-1	7-3-2	6-2-10	DNP	23-8-0	3-1-1	0-0-2	DNP	5-8-0
VIRGINIA	01/09/14	60-67	L	0-1-0	3-7-2	10-3-3	0-1-0	24-9-2	3-3-0	4-10-2	0-0-0	6-6-2
MIAMI	01/12/14	62-64	L	0-0-0	2-6-3	15-5-6	0-1-1	15-6-1	3-1-1	2-1-0	DNP	8-7-1
DUKE	01/19/14	70-74	L	0-1-2	2-3-0	21-1-2	0-0-0	29-11-0	0-0-0	0-0-1	0-0-1	0-7-3
GEORGIA TECH	01/23/14	52-73	L	0-0-0	0-4-1	2-5-3	4-1-1	22-10-0	6-3-0	6-2-1	0-0-0	10-7-1
at Florida State	1/26/14	54-70	L	5-2-0	4-4-1	0-2-0	DNP	22-10-2	2-0-1	2-2-0	1-0-0	4-3-0
at Notre Dame	01/30/14	48-74	L	2-1-1	2-5-1	12-3-2	3-0-0	10-7-4	0-0-0	2-1-0	0-0-0	4-4-1
BOSTON COLLEGE	02/02/14	70-63	WOT	5-2-0	11-10-1	18-5-3	2-2-0	DNP	15-3-1	0-1-0	DNP	2-7-3
at Syracuse	02/06/14	48-73	L	1-0-0	3-5-1	13-0-2	0-0-1	15-12-1	3-1-0	0-0-0	4-1-1	2-5-0
NC STATE	02/09/14	71-72	LOT	9-4-2	5-7-4	16-4-3	0-0-0	20-5-1	DNP	DNP	2-1-0	3-2-0
at Wake Forest	02/13/14	64-65	L	2-3-0	17-9-1	21-3-4	0-0-0	11-4-3	0-0-0	2-0-2	2-0-0	6-3-4
at Virginia	02/16/14	64-80	L	0-1-0	14-3-0	19-5-7	2-0-1	21-10-1	0-0-0	0-0-0	DNP	2-7-2
PITT	02/20/14	69-62	W	DNP	3-8-5	21-6-4	DNP	14-11-2	6-2-1	2-2-1	DNP	7-11-1
at North Carolina	02/23/14	50-47	W	DNP	1-4-1	24-2-3	DNP	13-9-1	0-1-0	0-0-0	DNP	8-3-0
CLEMSON	02/27/14	74-48	W	0-1-0	10-9-2	13-2-5	0-0-0	23-11-2	3-1-0	5-3-1	6-0-1	2-8-2
at Maryland	03/02/14	48-87	L	6-0-0	5-2-2	7-2-3	0-1-1	3-2-0	6-3-1	2-0-0	2-1-0	7-5-1
vs Clemson	03/05/14	56-69	L	0-0-0	7-5-1	6-2-3	DNP	20-10-0	0-2-1	0-0-0	2-1-0	5-4-2

Opponent	Date	Score	WL	25 HILL	31 TELLIER	33 CONYERS	35 NAHODIL
HOWARD	11/09/13	84-32	W	DNP	12-8-6	0-1-0	2-3-0
at Old Dominion	11/11/13	73-61	W	DNP	19-6-4	DNP	DNP
FLORIDA	11/14/13	71-59	W	DNP	7-5-9	DNP	DNP
BUCKNELL	11/17/13	87-49	W	DNP	9-3-9	3-0-0	0-1-0
at Hofstra	11/23/13	77-72	WOT	DNP	20-8-2	DNP	DNP
RICHMOND	11/27/13	56-64	L	0-2-0	4-5-1	DNP	DNP
PRESBYTERIAN	11/30/13	55-33	W	7-0-1	2-2-2	0-1-0	3-1-0
at Indiana	12/4/13	65-71	L	0-0-0	11-8-5	DNP	DNP
MICHIGAN STATE	12/07/13	72-66	W	3-2-2	14-9-3	DNP	DNP
USC UPSTATE	12/15/13	65-61	W	1-0-1	4-4-6	DNP	DNP
at Radford	12-21-13	82-33	W	3-1-3	2-4-4	3-0-0	2-3-0
ROBERT MORRIS	12/29/13	70-64	W	1-0-0	16-11-2	DNP	DNP
at Hampton	1/1/14	60-70	L	3-0-0	14-13-2	DNP	DNP
at Boston College	1/5/14	63-70	L	2-1-1	17-4-3	DNP	DNP
VIRGINIA	01/09/14	60-67	L	0-1-1	10-3-3	DNP	DNP
MIAMI	01/12/14	62-64	L	0-0-0	17-10-3	DNP	DNP
DUKE	01/19/14	70-74	L	0-0-0	18-7-5	DNP	DNP
GEORGIA TECH	01/23/14	52-73	L	0-1-2	2-2-3	0-0-0	DNP
at Florida State	1/26/14	54-70	L	0-1-1	14-5-3	0-0-0	DNP
at Notre Dame	01/30/14	48-74	L	3-1-0	8-6-2	0-0-0	2-1-1
BOSTON COLLEGE	02/02/14	70-63	WOT	DNP	17-6-7	DNP	DNP
at Syracuse	02/06/14	48-73	L	3-0-0	4-5-2	0-0-0	DNP
NC STATE	02/09/14	71-72	LOT	DNP	16-5-6	DNP	DNP
at Wake Forest	02/13/14	64-65	L	3-4-2	DNP	DNP	DNP
at Virginia	02/16/14	64-80	L	0-0-1	DNP	6-0-1	DNP
PITT	02/20/14	69-62	W	0-0-0	7-2-1	9-3-2	DNP
at North Carolina	02/23/14	50-47	W	0-0-0	4-12-0	0-4-2	DNP
CLEMSON	02/27/14	74-48	W	2-0-1	4-2-2	2-0-0	4-2-0
at Maryland	03/02/14	48-87	L	0-0-0	5-4-2	3-0-0	2-1-0
vs Clemson	03/05/14	56-69	L	DNP	6-5-0	10-2-3	DNP

A photograph of a Virginia Tech women's basketball player, Carrie Mason, in action. She is wearing a white jersey with orange trim, featuring the text "VIRGINIA TECH" and the number "24". She is dribbling an orange basketball with both hands. In the background, another player in an orange jersey is visible, and the court floor is light-colored wood. The overall scene is a dynamic action shot from a basketball game.

# HISTORY & RECORDS

VIRGINIA TECH HAS A LONG, PROUD TRADITION OF SUCCESS, INCLUDING 19 WINNING SEASONS, 12 POSTSEASON APPEARANCES AND NINE TRIPS TO THE NCAA TOURNAMENT.

*Carrie  
Mason*

# HOKIE HOOPS HISTORY

FROM A HUMBLE BEGINNING MORE THAN 30 YEARS AGO,  
VIRGINIA TECH WOMEN'S BASKETBALL HAS DEVELOPED INTO ONE OF THE NATION'S TOP COLLEGE PROGRAMS

## THE BEGINNINGS

Women's basketball at Virginia Tech began in 1970 as a club sport under the direction of coach Ganna Roberts. John Ristroph coached the squad during the 1972-73 season. In 1973, Joe Sgro, a professor at Tech, took over the team until 1976 when John Wetzel was named head coach. The team gained full varsity status beginning with the 1976-77 season.

## TECH'S VARSITY COACHES

The Hokies' first varsity coach was former Tech player and former assistant coach of the NBA's Portland Trail Blazers, John Wetzel. He played on the men's team from 1963-66 and then went on to play pro ball with the Lakers, Suns and Hawks before coming back to Tech to finish his education and coach the women's squad. In his first and only season, his team recorded a 7-9 record.

Taking over for Wetzel in 1977 was Carolyn Owen, whose team registered an 8-16 mark. In 1978, Carol Alfano came on the scene and, in just her second season, guided the Tech women to their first winning record. Alfano coached the Hokies for 19 seasons guiding them to the program's first NCAA appearances in 1994 and 1995.

Bonnie Henrickson became the Hokies' fourth head coach in 1997 and led Tech to five NCAA Tournament and two WNIT bids in her seven seasons.

Beth Dunkenberger became head coach in 2004 and guided Tech to the postseason three times while at the helm. The Hokies received bids to the NCAA Tournament in 2005 and 2006 and advanced to the WNIT Third Round in 2007.

Dennis Wolff was named Tech's seventh varsity head coach on March 22, 2011.

## FIRST SCHOLARSHIP PLAYERS

The first women's basketball player to earn any kind of scholarship was Helena Flannagan in 1977, when she received partial aid. Kim Albany (1978-82), who was recruited by Owen, was Tech's first full scholarship player. Also in 1978, Sis Spriggs received a full grant, and partials went to Donna Cooper, Pauline Landis and Sandy Berry.

## RETIRED JERSEY

Renee Dennis' No. 44 jersey was retired at the conclusion of her career in 1987. Dennis, from Bridgeport, Conn., is one of only 14 athletes in Tech athletic history to have his or her jersey retired. She was the first female athlete to receive that honor and one of only three so far in Hokie history.

The others to have their jerseys retired are head football coach Frank Beamer, football players Cornell Brown, Carroll Dale, Jake Grove, Frank Loria, Jim Pyne, Bruce Smith and Michael



*Renee Dennis is Tech's all-time leading scorer with 1,791 points.*

Vick, men's basketball stars Dell Curry, Vernell "Bimbo" Coles, Allan Bristow and Ace Custis, baseball coach Chuck Hartman, baseball player Johnny Oates, volleyball standout Lisa Pikalek and softball All-American Angela Tincher.

## PROFESSIONAL PLAYERS

Dennis played professionally in Australia, where she was her division's Player of the Year in 1989-90. Wendy Sanders played professionally in Belgium.

Tere Williams became the first Hokie to be selected in the WNBA Draft, when she was picked in the third round by the Phoenix Mercury. Ieva Kublina was drafted in the third round (31st overall) in the 2004 draft by the Indiana Fever.

At the conclusion of the 2005-06 season, the Hokies' Kerri Gardin was selected in the third round (34th overall) of the WNBA Draft by the Chicago Sky.

Nare Diawara was drafted in the third round (30th overall) of the 2007 WNBA Draft by the San Antonio Silver Stars.

Gardin, who played overseas following her collegiate career, became the first Tech player

to play and start in a WNBA regular season game in 2008 as a member of the Connecticut Sun.

Ieva Kublina played in Hungary, Gardin in Israel and Lindsay Biggs and Utahya Drye both played professionally in Europe. Kublina competed in the 2008 Summer Olympics in Beijing, China, and Diawara led her Malian National Team to the 20th African Nations Championship in Dakar, Senegal. However, Diawara missed the Olympics due to injury.

After the 2013-14 season, the Hokies had two players sign to play overseas. Monet Tellier inked a deal to play for Artego Bydgoszcz in Poland while Uju Ugoka signed on with Italy's Vassalli 2G which plays in the country's top division. In addition, 2013 graduate, Alyssa Fenyn was a mid-season addition to MBK Ruzomberok in Slovakia where she had a standout rookie performance.

## ACADEMIC EXCELLENCE

Christi Osborne was named to the CoSIDA Academic All-America first team in 1994-95 and was a second-team member in 1993-94. Brittany Cook was selected to the third team in 2008 as was Laura Haskins in 2009. Several Hokies have been named to the CoSIDA District III Academic All-America team, including Amy Byrne (1988-89), Christi Osborne (1992-93, 1993-94, 1994-95), Maria Albertsson (1997-98, 1998-99), Amy Wetzel (1998-99, 1999-00), Sarah Hicks (2001-02), Erin Gibson (2003-04, 2004-05), Ieva Kublina (2003-04), Carrie Mason (2004-05, 2005-06), Brittany Cook (2007-08) and Laura Haskins (2007-08, 2008-09). Osborne also was a recipient of the Rawlings Scholarship Award (1994-95). Haskins was selected as the first winner of the Kay Yow Award as the ACC Women's Basketball Scholar Athlete of the Year.

## BEST OF THE METRO

The Virginia Tech women's basketball team won two championships as a member of the Metro Conference. Tech won the 1994 Metro Conference Tournament by knocking off Virginia Commonwealth, UNC Charlotte and Southern Miss in succession. The Hokies captured the 1995 Metro regular-season championship with a 10-2 league record.

## ATLANTIC 10 CHAMPS

The Hokies captured the Atlantic-10 Conference Tournament championship in 1998 with a thrilling 66-64 overtime win over host Massachusetts. Virginia Tech won the Atlantic-10 regular-season title in 1998-99 with a 15-1 league record.

## NATIONAL HONORS

Williams and Lisa Witherspoon were named as honorable mentions to the 1999 Associated

Press All-America teams. In 1995, Jenny Root was an honorable mention selection to the Kodak All-America team. The Women's Basketball News Service named Tere Williams to the 1998 Freshman All-America third team. In 2008, Brittany Cook was a third-team selection to the ESPN The Magazine All-America team.

## ALL-ATLANTIC COAST CONFERENCE

Uju Ugoka was the most recent Hokie to be recognized by the ACC, earning Second Team honors after averaging 18.4 points and 9.6 rebounds per game in 2013-14. She finished the season ranked eighth in the league in scoring and third in rebounding.

Utahya Drye was a 2010 honorable mention All-ACC selection after leading the Hokies in scoring. Kerri Gardin represented Virginia Tech on the All-Atlantic Coast Conference team, earning honorable mention honors during the 2004-05 season. Gardin averaged a double-double against the rest of the league, with 12.2 points per game during ACC play, while pulling down 10.1 rebounds a contest. Both were team-highs during the conference slate.

Gardin again earned all-conference honors during the 2005-06 season. She was second on the team in scoring with 12.4 points per game, and she led the league in rebounds per contest, pulling down 10.0 per game.

Kirby Copeland was an honorable mention selection for the 2006-07 season. Copeland led the team in scoring (15.0), assists (14.6) and steals (68).

Brittany Cook, after leading the ACC in scoring, was named to the 2007-08 all-conference second team.



**Monet Tellier became just the eighth junior in program history to reach 1,000 points.**

## ALL-BIG EAST CONFERENCE

Williams was the first Hokie to be selected for All-BIG EAST honors after being named to the all-conference second team following the 2000-01 season. Ieva Kublina was selected as the 2001-02 BIG EAST Most Improved Player and was named to the all-conference second team. Sarah Hicks was a member of the 2001-02 all-conference third team. Kublina became the first Tech player to be named to the All-BIG EAST first team in 2002-03, and Carrie Mason was named to the 2003 BIG EAST All-Rookie team. Kublina was selected to the 2004 All-BIG EAST second team.

## ALL-ATLANTIC 10 CONFERENCE

The Hokies were well represented on the All-Atlantic 10 Conference teams during their five years in the league. Michelle Houseright was the first Virginia Tech player named to the All-Atlantic 10 team in 1996 as a second-team selection and Lisa Witherspoon was a second-team pick in 1999. Other Hokies named to the team include Tere Williams, a first-team selection in 1999 and 2000 and a second-team member in 1998; Wetzzel, a second-team choice in 1999 and 2000; and Chrystal Starling, a member of the third team in 2000.

## ALL-METRO CONFERENCE


In 14 seasons as a Metro Conference member, Virginia Tech placed 12 players on the all-conference team, including Jenny Root, who was honored as the 1994-95 Metro Player of the Year. Hokies named to the first team include Taiqua Brittingham (1984), Renee Dennis (1986, '87), Susan Walvius (1986), Amy Byrne (1989) and Root (1994, '95). Second-team selections include Angie Kelly (1986), Maureen Donovan (1987), Michelle Bain (1988), Amy Byrne (1989), Missy Sallade (1989, '90), Jeni Garber (1991), Lisa Griffith (1992), Christi Osborne (1993, '94, '95) and Root (1993).

## TOURNAMENT STARS

Virginia Tech players have left their mark in postseason play through the years. Ieva Kublina was named to the 2003 BIG EAST All-Tournament team and to the 2002 WNIT All-Tournament team. Tere Williams (1998) and Amy Wetzzel (1999) were named to the All-Atlantic 10 Tournament team, as was Michelle Houseright (1998). Christi Osborne was a three-time member of the All-Metro Tournament team (1992, '93, '94) and was selected as the 1994 Most Valuable Player. Two-time All-Metro tournament members include Taiqua Brittingham (1983-84), Renee Dennis (1986-87), Jeni Garber (1988-89) and Sue Logsdon (1993-94).

## FRESHMAN PHENOMS

Freshmen have made an immediate impact on the women's basketball program through the years. Andrea Barbour was a member of the 2007-08 ACC All-Freshman team, and Carrie Mason was named as a 2002-03 honorable mention selection to the WomensCollegeHoops.com All-American




**Jenny Root was the 1995 Metro Conference Player of the Year.**

Freshman team and was a member of the BIG EAST All-Rookie Team. Williams was named to the 1998 Women's Basketball News Service Freshman All-American third team as well as being named Atlantic 10 Co-Rookie of the Year. Virginia Tech placed one player on the Atlantic 10 All-Rookie team in each of its five seasons in the league. Three Hokies, Garber (1988-89), Logsdon (1990-91) and Osborne (1991-92), were named to the Metro Conference All-Rookie team.

## 1,000-POINT CLUB

Twenty-three Virginia Tech women's basketball players have reached the 1,000-point plateau, with the most recent being Monet Tellier, who joined the club during the 2012-13 season. Tellier became just the eighth player in program history to reach the mark as a junior. Renee Dennis, Tech's all-time leading scorer, totaled 1,791 points during her Tech career. Other Hokies who have reached the 1,000-point plateau are: Tere Williams (1,750), Ieva Kublina (1,647), Jenny Root (1,582), Christi Osborne (1,500), Amy Wetzzel (1,444), Carrie Mason (1,369), Chrystal Starling (1,340), Tellier (1,331), Amy Byrne (1,291), Utahya Drye (1,166), Susan Walvius (1,161), Robin Lee (1,147), Dawn Chriss (1,121), Erin Gibson (1,117), Michelle Houseright (1,112), Kirby Copeland (1,094), Sarah Hicks (1,092), Angie Kelly (1,092), Michelle Bain (1,068), Kerri Gardin (1,061), Lisa Griffith (1,033) and Brittany Cook (1,006).

# POSTSEASON APPEARANCES



*Tere Williams and the Hokies won a first round game in the 2001 NCAA Tournament before losing to Texas Tech in Lubbock, Texas.*

## 1994 - NCAA

Virginia Tech had a 24-5 record and captured the Metro Conference Tournament title to advance to the Hokies' first NCAA Tournament. Tech was seeded eighth in the East Region and played host to Auburn in a first-round game at Cassell Coliseum. Auburn, on the strength of 24 points and 12 rebounds from Danielette Coleman, defeated the Hokies, 60-51. Tech guard Christi Osborne led the Hokies with 22 points and seven rebounds.

## 1995 - NCAA

Tech kept up its success by claiming the Metro Conference regular-season championship with a 21-8 record. The Hokies, again seeded eighth in the East Region, faced St. Joseph's in the first round at the University of Connecticut's Gampel Pavilion. The Hokies downed the Hawks, 62-52, behind 18 points from Christi Osborne. The Hokies' second-round opponent, UConn, ended up as the 1995 NCAA champion. Guard Jennifer Rizzotti burned the Hokies for 20 points as the Huskies advanced, 91-45.

## 1998 - NCAA

With former Tech assistant coach Bonnie Henrickson back in Blacksburg as the head coach, the Hokies posted their third trip to the NCAA Tournament in five years. Tech traveled to Gainesville, Fla., as the No. 11 seed in the NCAA West Region. The Hokies, behind a record-breaking performance from guard Amy Wetzel, surprised sixth-seeded Wisconsin, which was ranked No. 23 at the time, 75-64.

Wetzel set a Tech record and tied an NCAA West Region free throw mark by converting 16 free throws for a career-high 28 points. The Hokies, however, would bow out after round two as host Florida, ranked No. 12, won 89-57. Wetzel again led all scorers with 24 points.

## 1999 - NCAA

The Hokies used the 1999 season to establish themselves as one of the nation's elite programs. Henrickson led Tech to a school-record 28-3 finish, including a 15-1 Atlantic 10 mark. Cassell Coliseum was the site for NCAA First- and Second- Round games. The Hokies dispatched Saint Peter's, 73-48, before defeating Auburn, 76-61, to earn the program's first Sweet 16 appearance. Tech traveled to Greensboro, N.C., to face second-ranked Tennessee in the NCAA East Regional. Behind 27 points from National Player of the Year Chamique Holdsclaw, the Volunteers eliminated Tech, 68-52, to advance.

## 2000 - WNIT

Virginia Tech posted its third consecutive 20-win season under Henrickson. The Hokies posted a 20-11 record and made their first appearance in the Women's National Invitational Tournament. Cassell Coliseum was the site of the first-round matchup against Georgia State. The Hokies used a 12-3 run midway through the second half to break open a close contest and went on to win, 80-56. Maryland was the WNIT Sweet 16 opponent two days later, and the two teams battled into

overtime. The Terrapins used a 10-2 run in the last 3:11 of the extra session to eliminate the Hokies, 68-60.

## 2001 - NCAA

Tech received an at-large bid to the NCAA Midwest Regional as a No. 7 seed. The Hokies had compiled a 21-8 record entering the tournament in their first season in the BIG EAST Conference. Tech finished fourth in the league with an 11-5 record and advanced to the tournament semifinals before being eliminated by eventual national champion, Notre Dame.

Tech's fourth consecutive postseason appearance, and third invitation to the NCAA Tournament in the past four seasons, began with a resounding 77-57 victory over Denver in the first round in Lubbock, Texas. Chrystal Starling led five Hokies in double figures with 20 points as Tech shot 55.3 percent from the field. In the second round, Tech faced Texas Tech on the Lady Raiders' home floor in front of 12,161. The Hokies played a great first half and took a 25-18 lead into the locker room at the intermission. The Lady Raiders, however, exploded in the second half, shooting 63.0 percent and scoring 55 points to defeat the Hokies, 73-52.

## 2002 - WNIT

Virginia Tech received an invitation to the WNIT, which marked the Hokies' second venture to the tournament and their most successful to date.

The Hokies compiled an 18-10 record entering the WNIT after posting a 15-2 record at one point in the season, the second-best start to a season in the program's history. The two losses were by a total of three points.

Tech's four-game WNIT run, all in the Cassell, opened with a tight 51-45 win over UNC Greensboro.

The second-round contest was a renewal of the rivalry with former A-10 opponent George Washington. Trailing 32-27 at the half, Tech played one of its best halves of the year to win, 68-52.

Vermont was the Hokies' quarterfinal opponent, with the night belonging to senior Sarah Hicks who had 22 points, including four treys. Kublina added 13 points and nine boards as Tech won, 76-48.

Tech's run in the tournament ended in a thrilling 77-72 overtime loss to Houston in front of 5,409 Hokie faithful. Kublina erupted for a career-high 32 points, which was the fourth-highest single-game total by a Tech player. For her efforts, Kublina was named to the all-tournament team.

## 2003 - NCAA

Tech made its sixth consecutive postseason appearance following a 21-9 regular season. The Hokies, who lost in the BIG EAST Tournament semifinals to eventual national champion Connecticut, were seeded seventh in the East Regional in West Lafayette, Ind. Freshman Carrie Mason hit a running layup with 1.1 seconds remaining to give Tech a 61-

59 win over Georgia Tech. Ieva Kublina led the way with 18 points, followed by Chrystal Starling's 15-point effort. In the second round, the Hokies faced No. 10 Purdue on the Boilermakers home floor. Despite shooting 54.9 percent from the field, Tech fell, 80-62, as the Boilermakers nailed eight three-point shots and forced 20 turnovers.

### 2004 • NCAA

Tech made its seventh consecutive postseason appearance and seventh NCAA Tournament appearance in the past 11 years following a 22-8 regular season in its final season as a member of the BIG EAST Conference. The Hokies, who lost in the BIG EAST Tournament quarterfinals to eventual national champion Connecticut, were seeded eighth in the East Regional and hosted the first two rounds in Cassell Coliseum. Ieva Kublina scored 26 points to lead the hot-shooting Hokies to an 89-76 first-round win over Iowa. Tech built a 40-27 halftime lead by connecting on 51.7 percent from the field and shot a sizzling 67 percent (20-30) in the second half. In addition to Kublina's outburst, Carrie Mason followed with 19 points, including two treys.

The Hokies matched up with the region's top seed and fifth-ranked Penn State in the second round. After leading, 28-25, at the half, Tech saw the Lady Lions put together a 27-5 outburst in the second half to eliminate the Hokies, 61-48, before 7,128 fans, the eighth-largest crowd for a women's contest in Blacksburg. Mason and Kublina again led the way with 16 and 15 points, respectively.



*Ieva Kublina led Tech with 26 points against Iowa in the 2004 NCAA tournament.*



*The Hokies thank their fans following a win over Missouri in the 2006 College Park, Pa., NCAA Regional.*

### 2005 • NCAA

Virginia Tech made its eighth consecutive postseason appearance and eighth NCAA Tournament in the past 12 seasons, following a 17-10 regular season. The Hokies, who lost to Wake Forest in the ACC Tournament, received an at-large bid as the No. 12 seed in the College Park, Md., Regional. Dawn Chriss netted 20 points, but Tech could not overcome a 17-point first-half deficit, falling, 79-78, in front of 3,745 fans to No. 16 DePaul. In addition to Chriss' 20, Kirby Copeland, Erin Gibson and Kerri Garden all reached double figures.

### 2006 • NCAA

Virginia Tech made its ninth consecutive postseason appearance and ninth NCAA Tournament appearance in the past 13 seasons following a 19-10 regular season. The Hokies posted their first-ever ACC Tournament win, defeating Wake Forest, before falling to

Duke in the quarterfinals. Tech earned an at-large bid as the No. 7 seed in the University Park, Pa., Regional.

The Hokies had five players in double figures in the opening round, helping them knock off No. 10 seed Missouri, 82-51. Tech then fell to the No. 2 seed, Connecticut Huskies, 79-56. Dawn Chriss and Kerri Gardin each posted a team-high 16 points while Carrie Mason chipped in 13.

### 2007 • WNIT

Virginia Tech made it 10 in a row in the postseason with a bid to the WNIT following an 18-15 regular season. After receiving a first-round bye, Tech hosted Western Carolina and used a strong defensive performance in the second half to pull away to a 74-64 victory. A career-high 24 points from Britney Anderson proved not to be enough as the Hokies fell at home to Auburn, 81-74, in the third round.

# BIG VICTORIES FOR TECH

## VIRGINIA TECH'S WINS OVER NATIONALLY RANKED TEAMS

### **VIRGINIA TECH 86, #16 LSU 77 - 12/19/84**

The Hokies defeated No. 16 Louisiana State in the Marriott-Converse Christmas Classic in Blacksburg. Angie Kelly tallied 18 points while Renee Dennis posted 15 points and pulled down 11 rebounds for the Hokies.

### **VIRGINIA TECH 73, #5 OLD DOMINION 72 - 11/30/85**

One of the biggest wins in Tech women's basketball history came when Tech upset No. 5 Old Dominion, 73-72. Fueled by 27 points from Renee Dennis, it marked Tech's first win over the Lady Monarchs in 11 games.

### **VIRGINIA TECH 63, #16 JAMES MADISON 61 - 1/15/87**

The Hokies upended 16th-ranked James Madison, 63-61, behind a 16-point, 13-rebound performance from freshman Amy Byrne.

### **VIRGINIA TECH 63, #14 SOUTH CAROLINA 59 - 2/25/89**

In the middle of what was then the longest winning streak in school history, the Hokies upset No. 13 South Carolina in Blacksburg. Amy Byrne led the Hokies with 16 points and 12 rebounds.

### **VIRGINIA TECH 60, #18 SOUTHERN MISS 59 - 2/28/94**

Virginia Tech upset No. 18 Southern Mississippi in a Cassell Coliseum barn-burner. Guard Lisa Leftwich, who led Tech with 18 points, hit a key finger roll with 42 seconds remaining.

### **VIRGINIA TECH 83, #19 SOUTHERN MISS 76 - 3/11/94**

Shortly after having defeated Southern Miss during the regular season, the Hokies turned around a few weeks later to defeat the Golden Eagles again in one of the biggest games in the program's history. Tech defeated Southern Miss in the final of the 1994 Metro Conference Tournament. The win gave Tech its first conference title, sending the Hokies to the NCAA Tournament for the first time in their history.

### **VIRGINIA TECH 69, #9 VIRGINIA 62 - 1/13/95**

The Hokies knocked off ninth-ranked Virginia in Cassell Coliseum, propelling Virginia Tech into the national rankings for the first time. Christi Osborne (16), Angela Donnell (14), Jenny Root (13) and Terri Garland (10) all scored in double figures for the Hokies.

### **VIRGINIA TECH 75, #24 WISCONSIN 64 - 3/14/98**

Tech downed No. 24 Wisconsin in the first round of the 1998 NCAA Regional in Gainesville, Fla. Guard Amy Wetzel converted a school-record 16-of-17 free-throw attempts and scored 28 points to pace the Hokies.



*Tech fans rush the court after Hokies defeat No. 19 FSU at Cassell.*



*Hokies celebrate after defeating No. 11 UNC on the road for the first time.*



**VIRGINIA TECH 72, #6 DUKE 70-11/17/98**

The Hokies traveled to "Tobacco Road" and knocked off sixth-ranked and eventual national runner-up Duke at Cameron Indoor Stadium. An injured Kim Seaver came off the bench to lead Tech with 14 points and nine rebounds.

**VIRGINIA TECH 81, #17 VIRGINIA 65-11/30/98**

Tech defeated in-state rival and 15th-ranked Virginia, at Cassell Coliseum, helping the Hokies move in to the polls the following week. Tere Williams recorded her second straight double-double of the season with 21 points and 10 rebounds.

**VIRGINIA TECH 57, #17 VIRGINIA 56-11/30/00**

Amy Wetzel hit a running 10-footer off the glass with 3.7 seconds remaining to give the Hokies a 57-56 win over 17th-ranked Virginia. The win marked the second consecutive time the Hokies had beaten the Cavaliers in Cassell Coliseum.

**VIRGINIA TECH 65, #24 VILLANOVA 59-1/23/01**

Virginia Tech used a 13-0 run over the final five minutes to secure a come-from-behind win over No. 24 Villanova. Tere Williams led Tech with 22 points followed by Amy Wetzel with 18.

**VIRGINIA TECH 74, #23 VILLANOVA 67-3/4/01**

The Hokies made an impressive debut in the BIG EAST Tournament as they knocked off 23rd-ranked Villanova for the second time during the 2000-01 season. The Hokies claimed the 73-67 win in the tournament quarterfinals in Storrs, Conn. Chrystal Starling came off the bench to lead Tech with 21 points, while Tere Williams chipped in with 20.

**VIRGINIA TECH 68, #16 OLD DOMINION 62-11/19/01**

Tech used a stingy defense and clutch free-throw shooting in the closing seconds to defeat No. 16 Old Dominion, 68-62. The Hokies held the Monarchs to only 37.7 percent from the field while connecting on 45.5 percent. Chrystal Starling led Tech with 20 points and Sarah Hicks added 14.

**VIRGINIA TECH 72, #24 BOSTON COLLEGE 53-1/9/02**

The Hokies put together one of their best performances of the 2001-02 season with a 72-53 win over 24th-ranked Boston College. Tech shot a sizzling 59.1 percent from the field while holding the Eagles to only 31.1 percent. Ieva Kublina led the way with 19 points, 11 rebounds and five blocks, while Chrystal Starling contributed 19 points.

**VIRGINIA TECH 66, #23 RUTGERS 64-1/22/03**

Chrystal Starling, third all-time in career free throw percentage came through when needed as Tech defeated No. 23 Rutgers, 66-64 in overtime. She was fouled with 1.2 seconds remaining in the extra period and the senior calmly drained both free throws, securing the victory. Starling led Tech with 21 points, 16 of which came in the second half and overtime.

**VIRGINIA TECH 74, #23 BOSTON COLLEGE 70-3/9/03**

The Hokies used long-range shooting to pull off a 74-70 overtime victory against 23rd-ranked Boston College in the BIG EAST Tournament quarterfinals. After forcing the extra period with some clutch free-throw shooting, Tech nailed three treys in the extra session to seal the win. Ieva Kublina registered 20 points, including two three-point baskets, while Chrystal Starling added 18 and Dawn Chriss chipped in with 14 points.

**VIRGINIA TECH 63, #24 VIRGINIA 62-11/23/03**

Tech proved there is a first time for everything as the Hokies defeated No. 24 Virginia, 63-62 for their first win in Charlottesville as a varsity team. After leading by as many as 14 points, the Hokies survived a furious Cavalier rally in the second half. UVA had two game-



*Amy Wetzel hits the game-winner over No. 17 UVa in 2000.*

winning attempts in the final five seconds that missed their mark and gave Tech its historic win. Carrie Mason led the way with 18 points, including three treys.

**#23 VIRGINIA TECH 63, #19 VILLANOVA 50-1/14/04**

Virginia Tech jumped out to an early 27-9 lead and never looked back in a 63-50 win over No. 19 Villanova. Tech dominated the boards, holding a commanding 39-24 advantage, and shot 51.1 percent from the field. Kerri Gardin and Dawn Chriss led a balanced attack with 14 and 12 points, respectively.

**VIRGINIA TECH 80, #24 BOSTON COLLEGE 64-1/24/04**

Tech boasted five players in double figures after cruising to a 80-64 win over 24th-ranked Boston College. After trailing 33-31 at the half, the Hokies exploded for 49 second-half points to secure the win. Ieva Kublina led the way with 17 points, followed by Carrie Mason with 16. Erin Gibson and Dawn Chriss had 14 each, and Kerri Gardin added 13.

**VIRGINIA TECH 71, #12 TEXAS TECH 70-12/19/04**

The Hokies stunned No. 12 Texas Tech with 71-70 overtime win in Las Vegas. After trailing by eight in the first half, Tech tallied 41 points in the second half and shot 60 percent in overtime for the victory. Carrie

Mason had 12 points, while Erin Gibson and Nare Diawara each hit for 11.

**VIRGINIA TECH 87, #23 MARYLAND 79-2/24/05**

Tech closed out the 2004-05 regular-season with an 87-79 upset of No. 23 Maryland in College Park. The Hokies connected on 54 percent of their attempts in the game, while holding the Terps to 46 percent from the floor. Tech netted 48 points in the first half en route to a nine-point halftime lead. Kerri Gardin posted a double-double with 19 points and 12 rebounds, while Dawn Chriss also tallied a team-high 19 points in the win.

**#25 VIRGINIA TECH 67, #19 BOSTON COLLEGE 62-1/8/06**

The 25th-ranked Virginia Tech Hokies upended No. 19 Boston College, 67-62, in Blacksburg, Va. The Hokies rallied in the second half, outscoring their counterparts by 11 in the final 20 minutes for the win. Tech's defense stymied the Eagles, forcing them into 30 turnovers in the first ACC match-up of former BIG EAST foes.

**VIRGINIA TECH 79, #10 NORTH CAROLINA 64-1/14/10**

The 79-64 upset win over No. 10 North Carolina was an evening full of highlights for the Virginia Tech women's basketball program. The victory was Tech's first win over a nationally-ranked opponent since a Jan. 8, 2006, home victory over No. 19 Boston College. The win also marked the first triumph over a top-10 opponent since Tech pulled off a 72-70 win on Nov. 15, 1998 at No. 6 Duke. Additionally, the victory was only the second-ever in Cassell Coliseum against a top-10 team with the other occurring on Jan. 13, 1995, in a 69-62 win over No. 9 Virginia.

**VIRGINIA TECH 75, #8 MARYLAND 69-1/25/12**

Tech traveled to No. 8 Maryland to pull off the upset as the Hokies recorded their first win over a top-8 team in over 10 years. The Terrapins held the 34-31 advantage at halftime, but the underdog Hokies outscored Maryland 44-35 in the second period to pull off the upset on the road. Monet Tellier scored 31 points, hitting five three pointers and going 10-of-11 from the free throw line. The win marked just the third in program history over a team ranked eighth or higher with the last win Tech had over a top-8 team coming in 1998 when the Hokies defeated No. 6 Duke.

**VIRGINIA TECH 71, #19 FLORIDA STATE 52-2/24/13**

The Hokies hosted No. 19 Florida State in Cassell Coliseum, falling behind early before going on a 14-0 run in the first half to take a 33-22 lead in to the break. The Seminoles cut it down to seven in the second half, but the Hokies again answered with a 15-5 run as FSU would get no closer than 14 in the final minutes. Monet Tellier scored her 1,000th career point during the game and led the Hokies with 24, shooting 9-of-14 from the field, 2-of-3 from outside the arc and going a perfect 4-of-4 from the line.

**VIRGINIA TECH 50, #11 NORTH CAROLINA 47-2/23/14**

Virginia Tech made the trip to No. 11 North Carolina, looking for the team's first win in Chapel Hill. The Hokies opened the game with a 19-7 run capped by eight consecutive points from freshman Vanessa Panousis. Tech took the 25-24 lead into the break. Virginia Tech maintained the lead early in the second period, but the Tar Heels came back to go on top 43-37 with just under seven minutes to go. Tech refused to back down, going on a 9-0 run to put the Hokies up 46-43 with less than two minutes to play. The Heels cut it down to a one-point game in the final minute, but UNC was unable to get a shot off and sent Panousis to the line with 19 seconds to go where she sank both to secure the win for Tech. Panousis tallied 24 points while Uju Ugoka added 13 points and Monet Tellier grabbed 12 rebounds.

# MILESTONE WINS

*Virginia Tech's 250th win was one of the biggest in its history, as the Hokies knocked off Southern Mississippi in the final game of the 1994 Metro Conference Tournament to earn the program's first bid to the NCAA Tournament.*



## FIRST VARSITY WIN

The Virginia Tech women's basketball team earned its first win as a varsity sport by defeating Bridgewater College, 59-55, on Dec. 14, 1976. The Hokies, who overcame a five-point deficit, outscored the Eagles by nine points down the stretch to clinch the win. Sophomore Gail Kelley led the way with 17 points, followed by Karen Garbis' 13.

## 50TH WIN

Tech's 50th win came on Jan. 28, 1981, against James Madison. Sis Spriggs was one of three Hokies in double figures with 15 points as Tech downed the Dukes, 66-58. Also in double figures were Tammie Edwards with 13 and Maureen Corrigan, who had 10 points as well as 10 rebounds.

## 100TH WIN

The Hokies hit the century mark by upsetting nationally ranked North Carolina, 74-73, in a thriller at Roanoke, Va., on Dec. 1, 1984. Tech was paced by Renee Dennis' 17-point performance, but a number of players shined in the upset victory. Susan Walvius, a 6-2 center, added 16 points and five rebounds, guard Angie Kelly chipped in 15 points and guard Maureen Donovan contributed seven points and six rebounds.

## 150TH WIN

Tech registered win No. 150 on Jan. 16, 1988, when it squeaked past Louisville in Blacksburg, 68-67. Keying the victory was center Michelle Bain, who tallied 19 points and nine rebounds, while forward Wendy Sanders pumped in 16 points. Point guard Denise Kayajian had a career-high (at the time) eight assists to go along with nine points against the Lady Cardinals.

## 200TH WIN

Tech won its 200th game on Dec. 30, 1991, in the final of the 1991 Diamond Club Classic when it downed UNC Greensboro, 84-65, in Cassell Coliseum. Phyllis Tonkin scored 20 points and grabbed nine rebounds to lead the Tech women. Lisa Griffith kicked in 17 points, while Dayna Sonovick had nine rebounds and six assists.

## 250TH WIN

The Hokies won their 250th career game on March 9, 1994, by knocking off 19th-ranked Southern Mississippi, 83-76, in the final of the 1994 Metro Conference Tournament in Biloxi, Miss. Southern Miss was the tournament's top seed. Christi Osborne led the way with 19 points, while Sue Logsdon had 18. Lisa Leftwich pitched in with 17, and Jenny Root contributed 14.

## 300TH WIN

Tech posted its 300th win in the program's history on Jan. 2, 1998, in an 84-60 win over Rhode Island in the Hokies' 1997-98 conference opener. The Cassell Coliseum crowd witnessed an outstanding performance from guard Amy Wetzel, who finished with 14 points and three steals. The win also marked Bonnie Henrickson's first Atlantic-10 Conference win as a head coach.

## 350TH WIN

Tech picked up win No. 350 on Jan. 6, 2000, when it coasted to an 81-38 win over Rhode Island. The victory also was Tech's 200th in Cassell Coliseum. The Hokies opened the game on a 12-0 run and cruised to a 42-16 halftime lead. The Hokies placed five players in double figures led by Nicole Jones, Kim Seaver, Chrystal Starling and Tere Williams with 12 points each. Tech outrebounded the Rams, 44-24, and blocked seven shots in the victory.

## 400TH WIN

The Hokies recorded win No. 400 on Jan. 19, 2002, with a 69-50 win over St. John's. Tech jumped out to a 39-20 halftime lead and cruised to the victory behind 16 points from Chrystal Starling along with Nicole Jones' 12 points and Sarah Hicks' 11. The Hokies held the Red Storm to only 30.8 percent from the field, while shooting a sizzling 64.0 percent in the first half.

## 450TH WIN

Win No. 450 on March 6, 2004, did not come easy as Tech found itself trailing Georgetown, 40-28, early in the second half of the 2004 BIG EAST Championship first-round contest. The Hokies cut the deficit to six points, 43-37, then ripped off 17 unanswered points and went on to a 56-47 victory. Tech outscored Georgetown, 28-7, over the final 14 minutes of the contest. Carrie Mason and Kerri Gardin led the comeback with 14 points each.

## 500TH WIN

The Hokies received strong performances from center Nare Diawara and forward Brittany Cook to defeat UNC Greensboro, 56-45, and record the 500th victory in the program's history on Jan. 10, 2007. Diawara recorded a double-double with 18 points and 12 rebounds, while Cook contributed 12 points and seven rebounds.

## 550TH WIN

Sophomore Shanel Harrison tallied 20 points to led the Hokies to win No. 550 on senior night in a 70-69 win over Clemson. Senior Lindsay Biggs and Utahya Drye scored the final 10 points for Tech down the stretch to preserve the victory. Drye finished her final home game with 13 points while Biggs chipped in 10.

# CONFERENCE TIMELINE

**Feb. 25-26, 1921** - Tech, under the leadership of athletics director C.P. "Sally" Miles, joined the Southern Intercollegiate Conference as a charter member. Other members included Alabama, Alabama Polytechnic Institute (Auburn), Clemson, Georgia, Georgia School of Technology (Georgia Tech), Kentucky, Maryland, Mississippi Agricultural and Mechanical College (Mississippi State), North Carolina, North Carolina State, Tennessee, Virginia and Washington and Lee. In 1922, Louisiana State, Mississippi, South Carolina, Vanderbilt and Tulane joined the conference.

**December 1923** - The name of the conference was officially changed to the Southern Conference. Also, conference officials added the University of the South to the conference. The following year, VMI joined the conference, and in 1929, Duke joined.

**1932** - It was agreed that the 13 southern-most members should form a separate conference. The Southeastern Conference, thus, was formed with Alabama, Auburn, Florida, Georgia, Georgia Tech, Kentucky, LSU, Mississippi, Mississippi State, Sewanee, Tennessee, Tulane and Vanderbilt as the members.

**1953** - Seven colleges withdrew to form the Atlantic Coast Conference: Clemson, Duke, North Carolina, North Carolina State, Maryland, South Carolina and Wake Forest College.

**June 1965** - Tech withdrew from the Southern Conference.

**July 1965-May 1978** - Tech competed as an independent in virtually every varsity sport.

**May 1978** - Tech ended its 13-year status as a major independent by accepting a bid to join the Metropolitan Collegiate Athletic Conference (a.k.a. the Metro) for all sports except football.

The Hokies joined Cincinnati, Florida State, Louisville, Memphis State, St. Louis and Tulane in the Metro, which was founded in 1975.

**February 5, 1991** - After 26 years as a football independent, Tech officially accepted a bid to join the newly-created BIG EAST Football Conference. Tech joined Miami, Syracuse, Boston College, Pittsburgh, West Virginia, Temple and Rutgers as charter members of the conference.

**January 1995** - Five Metro members - UNC Charlotte, Tulane, Louisville, Southern Miss and South Florida - voted Tech and Virginia Commonwealth out of the league. At the time, those schools were planning a merger with other Midwestern schools (hence, the birth of Conference USA), and the Hokies and Rams were not interested in such a merger. As a result, those five league members decided to vote them out of the league.

**February 3, 1995** - Tech, VCU and the Metro agreed to a \$2.27 million settlement which the Hokies and Rams split. A portion of conference revenue was going to be withheld from the two schools, but this settlement put an end to the issue.



*Jim Weaver shakes hands with ACC Commissioner John Swofford as Virginia Tech is officially introduced as the 10th member of the Atlantic Coast Conference.*

**Two weeks later, 1995** - Tech joined the Atlantic 10 Conference for all sports except football, which was in the BIG EAST, and wrestling, which was in the Colonial. (Tech wrestling later began competition in the Eastern Wrestling League in 1997).

**June 24, 1999** - Tech received a proposal from the BIG EAST Conference, inviting the school to join the conference for all sports.

**July 20, 1999** - Tech submitted a counterproposal, addressing financial issues that the school had with the original proposal. BIG EAST athletic directors addressed those concerns at the athletics directors' meetings in mid-July and submitted the proposal to each school's respective president for a vote.

**August 24, 1999** - Tech and the BIG EAST announced that the Hokies would join the conference for all sports beginning in 2001-02.

"Virginia Tech is thrilled to become a full member of the BIG EAST Conference and looks forward to its academic and athletic associations with the entire conference membership," Tech president Paul Torgersen said.

**November 2, 1999** - BIG EAST Conference presidents voted to advance Virginia Tech's participation as a full member to July 1, 2000.

**June 18, 2003** - In a surprise move, presidents of Atlantic Coast Conference schools privately dropped a plan to invite Miami, Boston College and Syracuse and instead voted on inviting Virginia Tech and Miami. This came after five weeks of negotiations with the other three schools for ACC invitations.

**June 19, 2003** - Responding to speculation that Virginia Tech had been invited to join the ACC, the university issued a release stating that no offer had been extended officially or unofficially.

**June 24, 2003** - Presidents of Atlantic Coast Conference schools held a teleconference and

voted to begin the official process of offering invitations to Virginia Tech and Miami.

**June 25, 2003** - Atlantic Coast Conference officials made an official site visit to Virginia Tech, which the Hokies passed with flying colors. This was the final step before an official invitation could be extended.

**June 27, 2003** - Virginia Tech President Charles Steger announced that the Hokies had officially accepted the ACC's invitation to join the conference.

"Today we have received the formal offer of membership, which we will accept," Steger said. "We know that this affiliation will be good for our students, athletes, fans and communities for many years to come."

**July 1, 2003** - Virginia Tech and Miami were officially introduced as the 10th and 11th members of the Atlantic Coast Conference at a press conference in Greensboro, N.C.

"I'm excited for our fans and our constituency," athletics director Jim Weaver said. "This membership is something that the fan base and alumni and friends of Virginia Tech have wanted for a long time. It's home for us. We've had prior relationships with these institutions for many years and this is something our fans are excited about. I'm happy for them, for our coaches and for our student-athletes."

**July 1, 2004** - The Hokies officially joined the ACC on July 1, 2004, and began play in the 2004-05 academic year in all sports.

# INDIVIDUAL RECORDS

## MOST POINTS

Game . . . . . 36 - Brittany Cook at Miami, 2/11/08  
 Season . . . . . 561 - Amy Byrne, 1989-90  
 Career . . . . . 1,791 - Renee Dennis, 115 games, 1983-87  
 ACC Game . . . . . 36 - Brittany Cook at Miami, 2/11/08  
 ACC Season . . . . . 265 - Uju Ugoka, 2013-14  
 ACC Career . . . . . 692 - Monet Tellier, 2010-14  
 ACC Tourn. Game . . . . . 21 - Utahya Drye vs. Virginia, 3/5/09

## HIGHEST SCORING AVERAGE

Season . . . . . 20.0 - Amy Byrne, 1989-90  
 Career . . . . . 16.2 - Uju Ugoka, 46 games, 2012-14  
 . . . . . 15.6 - Renee Dennis, 115 games, 1983-87  
 ACC Season . . . . . 17.9 - Brittany Cook, 2007-08  
 ACC Career . . . . . 15.2 - Uju Ugoka, 2012-14

## MOST FIELD GOALS MADE

Game . . . . . 15 - Brittany Cook at Miami, 2/11/08  
 Season . . . . . 213 - Uju Ugoka, 2013-14  
 Career . . . . . 694 - Tere Williams, 118 games, 1997-01  
 ACC Game . . . . . 15 - Brittany Cook at Miami, 2/11/08  
 ACC Season . . . . . 105 - Uju Ugoka, 2013-14  
 ACC Career . . . . . 235 - Monet Tellier, 2010-14  
 ACC Tourn. Game . . . . . 9 - Uju Ugoka vs. Clemson, 3/5/14  
 Dawn Chriss (2x) vs. Wake Forest, 3/4/05  
 vs. Wake Forest, 3/2/06

## MOST FIELD GOAL ATTEMPTED

Game . . . . . 30 - Renee Dennis, vs. Memphis State, 2/7/87  
 Season . . . . . 472 - Renee Dennis, 1986-87  
 Career . . . . . 1,461 - Renee Dennis, 115 games, 1983-87  
 ACC Game . . . . . 27 - Aerial Wilson at Duke, 2/15/12  
 ACC Season . . . . . 244 - Aerial Wilson, 2011-12  
 ACC Career . . . . . 681 - Monet Tellier, 2010-14  
 ACC Tourn. Game . . . . . 20 - Kirby Copeland vs. Boston College, 3/1/07

## BEST FIELD-GOAL PERCENTAGE

Game (min. 9 att.) . . . . . 1.000 (9-9) - Amy Byrne vs. Kentucky, 2/19/89  
 1.000 (9-9) - Nicole Jones vs. Fordham, 1/2/99  
 Season (min. 200 att.) . . . . . 60.2 (192-319) - Tere Williams, 1998-99  
 Career . . . . . 54.9 - Tere Williams, 118 games, 1997-01  
 ACC Game (min. 5 att.) 100.0 (5-5) - Megan Finnerty vs. Wake Forest, 1/31/05  
 Shani Grey at North Carolina, 2/5/09  
 ACC Season (min. 150 att.) . . . . . 48.8 (79-162) - Dawn Chriss, 2005-06  
 ACC Career . . . . . 49.1 (135-275) - Dawn Chriss, 2004-06  
 ACC Tourn. Game (min. 10 att.) . 75.0 (9-12) - Dawn Chriss vs. Wake Forest, 3/2/05

## MOST 3-POINT FIELD GOALS MADE

Game . . . . . 8 - Jeni Garber vs. South Carolina, 2/16/91  
 Season . . . . . 71 - Lindsay Biggs, 2008-09  
 Career . . . . . 200 - Carrie Mason, 123 games, 2002-06  
 ACC Game . . . . . 7 - Lindsay Biggs at Maryland, 1/18/09  
 ACC Season . . . . . 38 - Lindsay Biggs, 2008-09  
 ACC Career . . . . . 84 - Lindsay Biggs, 2007-10  
 ACC Tourn. Game . . . . . 3 - Carrie Mason vs. Wake Forest, 3/2/06  
 Nikki Davis vs. Georgia Tech, 3/3/11

## MOST 3-POINT FIELD GOAL ATTEMPTED

Game . . . . . 15 - Jeni Garber vs. South Carolina 2/16/91  
 Sarah Hicks vs. Duke, 12/08/99; Aerial Wilson vs. Clemson, 2/3/12  
 Season . . . . . 224 - Jeni Garber, 1990-91  
 Career . . . . . 575 - Lindsay Biggs, 123 games, 2006-10  
 ACC Game . . . . . 15 - Aerial Wilson vs. Clemson, 2/3/12  
 ACC Season . . . . . 111 - Vanessa Panousis, 2013-14  
 Lindsay Biggs, 2008-09  
 ACC Career . . . . . 276 - Lindsay Biggs, 2007-10  
 ACC Tourn. Game . . . . . 8 - Vanessa Panousis vs. Clemson, 3-5-14  
 Aerial Wilson vs. Wake Forest, 3-1-12

## MOST CONSECUTIVE GAMES SCORING A 3-POINTER

Career . . . . . 18 - Jeni Garber, 1988-91  
 ACC Career . . . . . 10 - Vanessa Panousis, 2013-14  
 Carrie Mason, 2004-05 & 2005-06

## MOST FREE THROWS MADE

Game . . . . . 16 - Amy Wetzel vs. Wisconsin, 3/14/98  
 Season . . . . . 153 - Amy Wetzel, 1998-99  
 Career . . . . . 489 - Amy Wetzel, 129 games, 1996-01  
 ACC Game . . . . . 14 - Nikki Davis at Miami, 1/24/10  
 ACC Season . . . . . 55 - Monet Tellier, 2011-12  
 ACC Career . . . . . 160 - Monet Tellier, 2010-14  
 ACC Tourn. Game . . . . . 9 - Nare Diawara vs. North Carolina, 3/2/07

## MOST FREE THROWS ATTEMPTED

Game . . . . . 18 - Nikki Davis at Miami, 1/24/10  
 Season . . . . . 203 - Amy Byrne, 1989-90; Amy Wetzel, 1998-99  
 Career . . . . . 637 - Renee Dennis, 115 games, 1983-87  
 ACC Game . . . . . 18 - Nikki Davis at Miami, 1/24/10  
 ACC Season . . . . . 95 - Uju Ugoka, 2013-14  
 ACC Career . . . . . 246 - Monet Tellier, 2010-14  
 ACC Tourn. Game . . . . . 9 - Nare Diawara vs. Boston College, 3/1/07  
 vs. North Carolina, 3/2/07

## BEST FREE-THROW PERCENTAGE

Game (min. 12 made). 1.000 (13-13) Sue Logsdon vs. William & Mary, 1/2/91  
 Season . . . . . 889 (72-81) - Sue Logsdon, 1990-91  
 Career . . . . . 829 (267-322) - Christi Osborne, 117 games, 1991-95  
 ACC Game (min 9 made) . 1.000 (9-9) - Brittany Cook at Wake Forest, 2/7/08  
 ACC Season . . . . . 89.3 (25-28) - Brittany Cook, 2006-07  
 ACC Career . . . . . 857 (54-63) - Carrie Mason, 2005-06  
 ACC Tourn. Game (min. 9 made). . . . . 1.000 (9-9) Nare Diawara  
 vs. North Carolina, 3/2/07

## MOST CONSECUTIVE FREE THROWS MADE

Season . . . . . 38 - Christi Osborne, 1993-94  
 ACC Season . . . . . 19 - Brittany Cook, 2006-07

## MOST REBOUNDS

Game . . . . . 21 - Karen Garbis vs. James Madison, 2/16/78  
 Nicole Jones vs. Hampton, 12/29/99; Kerri Gardin vs. Virginia, 2/13/05  
 Season . . . . . 289 - Kerri Gardin, 2005-06  
 Career . . . . . 855 - Tere Williams, 118 games, 1997-01  
 ACC Game . . . . . 21 - Kerri Gardin vs. Virginia, 2/13/05  
 ACC Season . . . . . 141 - Kerri Gardin 2004-05  
 ACC Career . . . . . 291 - Monet Tellier, 2010-14  
 ACC Tourn. Game . . . . . 15 - Kerri Gardin vs. Duke, 3/3/06

## BEST REBOUNDING AVERAGE

Season . . . . . 10.0 - Kerri Gardin, 2005-06  
 Career . . . . . 9.2 - Uju Ugoka, 46 games, 2012-14  
 7.2 - Tere Williams, 118 games, 1997-01  
 ACC Season . . . . . 10.1 - Kerri Gardin, 2004-05  
 ACC Career . . . . . 9.7 - Kerri Gardin, 2005-06

## MOST STEALS

Game . . . . . 9 - Taiqua Brittingham vs. Northwestern, 12/22/83  
 Season . . . . . 86 - Lisa Witherspoon, 1998-99  
 Career . . . . . 252 - Taiqua Brittingham, 105 games, 1981-85  
 ACC Game . . . . . 7 - Kerri Gardin vs. Duke, 2/6/06  
 ACC Season . . . . . 36 - Kerri Gardin, 2005-06; Nikki Davis, 2008-09  
 ACC Career . . . . . 81 - Monet Tellier, 2010-14  
 ACC Tourn. Game . . . . . 6 - Kirby Copeland vs. Duke, 3/3/06

## MOST ASSISTS

Game . . . . . 13 - Lisa Leftwich vs. Virginia Commonwealth, 2/8/92  
 Lisa Witherspoon (2x) vs. Dayton, 1/4/99 and vs. Xavier, 2/28/99  
 Season . . . . . 246 - Lisa Witherspoon, 1998-99  
 Career . . . . . 635 - Lisa Witherspoon, 112 games, 1996-99  
 ACC Game . . . . . 11 - Nikki Davis vs. North Carolina, 1/14/10  
 ACC Season . . . . . 62 - Laura Haskins, 2008-09  
 ACC Career . . . . . 165 - Laura Haskins, 2006-09  
 ACC Tourn. Game . . . . . 6 - Kirby Copeland vs. North Carolina, 3/2/07

## MOST BLOCKED SHOTS

Game . . . . . 9 - Susan Walvius (3x) vs. Florida State, 1/4/86  
 vs. Virginia, 12/10/85 and vs. Marshall, 2/12/85  
 Season . . . . . 93 - Susan Walvius, 1985-86  
 Career . . . . . 256 - Ieva Kublina, 126 games, 2000-04  
 ACC Game . . . . . 7 - Tajjah Campbell vs. Virginia, 1/9/14  
 ACC Season . . . . . 23 - Nare Diawara, 2006-07  
 ACC Career . . . . . 42 - Amber Hall, 2006-09  
 ACC Tourn. Game . . . . . 5 - Tajjah Campbell vs. Clemson, 3/5/14

## MOST MINUTES PLAYED

Game . . . . . 54 - Amy Wetzel and Katie O'Connor vs. Dayton, 2/27/99 (3 OT)  
 Season . . . . . 1,110 - Carrie Mason, 2003-04  
 Career . . . . . 4,189 - Carrie Mason, 2002-06  
 ACC Game . . . . . 50 - Carrie Mason vs. Florida State, 2/19/05, (3OT)  
 ACC Season . . . . . 608 - Monet Tellier, 2012-13  
 ACC Career . . . . . 1,975 - Monet Tellier, 2010-14  
 ACC Tourn. Game . . . . . 39 - Utahya Drye vs. Virginia, 3/5/09  
 Alyssa Fenyn vs. Wake Forest, 3/1/12; Monet Tellier vs. Miami, 3/7/13

## CONSECUTIVE DOUBLE-FIGURE SCORING GAMES

Season . . . . . 28 - Amy Byrne, 1989-90  
 Career . . . . . 38 - Amy Byrne, 1986-90  
 ACC Season . . . . . 14 - Uju Ugoka, 2013-14  
 ACC Career . . . . . 18 - Uju Ugoka, 2013-14 (two seasons)

## GAMES PLAYED

Career Played . . . . . 129 - Amy Wetzel, 1996-01  
 Career Started . . . . . 121 - Carrie Mason, 2002-06  
 ACC Career Played . . . . . 62 - Monet Tellier, 2010-14; Alyssa Fenyn, 2009-13  
 ACC Career Started . . . . . 53 - Alyssa Fenyn, 2009-13

# TEAM RECORDS

## MOST POINTS

Game . . . . . 117 vs. Mercer, 2/16/87  
 Season . . . . . 2,293 - 30 games, 1983-84  
 ACC Game . . . . . 90 vs. Miami, 2/27/05  
 ACC Season . . . . . 1,044 - 14 games, 2004-05  
 ACC Tourn. Game . . . . . 74 vs. Wake Forest, 3/1/12

## MOST POINTS - BOTH TEAMS

Game . . . . . 201 - VT 117 at Mercer 84, 2/16/87  
 201 - VT 103 at Dayton 98, 1/18/97  
 ACC Game . . . . . 177 - VT 83 at Florida State 94, 2/19/05  
 ACC Tourn. Game . . . . . 154 - VT 74 vs. Wake Forest 80, 3/1/12

## MOST POINTS - HOME FLOOR

Game . . . . . 105 vs. Cincinnati, 2/10/84  
 vs. Southern Mississippi, 12/28/04  
 ACC Game . . . . . 90 vs. Miami, 2/27/05

## MOST POINTS - OPPONENT'S FLOOR

Game . . . . . 117 at Mercer, 2/16/87  
 ACC Game . . . . . 87 at Maryland, 2/24/05

## MOST POINTS - ONE HALF

Game . . . . . 67 (2nd) at Charleston, 12/14/84  
 ACC Game . . . . . 50 (2nd) vs. Virginia 2/15/07  
 (2nd) vs. Wake Forest, 2/22/09  
 ACC Tourn. Game . . . . . 44 (2nd) vs. Georgia Tech, 3/3/11

## FEWEST POINTS - ONE HALF

Game . . . . . 8 (1st) vs. Miami, 3/7/13  
 ACC Game . . . . . 12 at Duke, 1/16/13  
 ACC Tourn. Game . . . . . 8 (1st) vs. Miami, 3/7/13

## FEWEST POINTS - BOTH TEAMS

Game . . . . . 73 - VT 32 at UCF 41, 12/18/11  
 VT 38 at Boston College 35, 1/5/12  
 ACC Game . . . . . 73 - VT 38 at Boston College 35, 1/5/12  
 ACC Tourn. Game . . . . . 84 - VT 39 vs. Miami 45, 3/7/13

## LARGEST VICTORY MARGIN

Game . . . . . 65 vs. Southern Mississippi (105-40), 12/28/04  
 ACC Game . . . . . 45 vs. Miami (90-45), 2/27/05  
 ACC Tourn. Game . . . . . 13 vs. Wake Forest (73-60), 3/2/06

## WORST DEFEAT

Game . . . . . 60 vs. Old Dominion (48-108), 1/27/78  
 ACC Game . . . . . 50 at Duke (40-90), 2/20/11  
 ACC Tourn. Game . . . . . 30 vs. North Carolina (60-90), 3/2/07

## MOST POINTS IN A LOSS

Game . . . . . 90 vs. Clemson, 12/29/84  
 ACC Game . . . . . 83 at Florida State, 2/19/05 (94-83, 3OT)  
 ACC Tourn. Game . . . . . 74 vs. Wake Forest, 3/1/12

## FEWEST POINTS SCORED

Game . . . . . 26 at Duke, 1/16/13  
 ACC Game . . . . . 26 at Duke, 1/16/13  
 ACC Tourn. Game . . . . . 39 vs. Miami, 3/7/13

\* The ACC played an 18 game regular-season in 2012-13

## FEWEST POINTS ALLOWED

Game . . . . . 31 vs. Presbyterian, 1/05/09  
 vs. George Washington, 11/25/12  
 ACC Game . . . . . 33 at Clemson, 1/2/12  
 ACC Tourn. Game . . . . . 45 vs. Miami, 3/7/13

## MOST POINTS ALLOWED

Game . . . . . 108 vs. Old Dominion, 1/27/78  
 ACC Game . . . . . 102 at North Carolina, 1/04/07  
 ACC Tourn. Game . . . . . 90 vs. North Carolina, 3/2/07

## MOST FIELD GOALS MADE

Game . . . . . 51 vs. Mercer, 2/16/87  
 Season . . . . . 928 - 29 games, 1984-85  
 ACC Game . . . . . 36 at Miami OT, 2/11/08  
 ACC Season . . . . . 390 - 29 games, 2004-05  
 ACC Tourn. Game . . . . . 32 vs. Wake Forest, 3/2/06

## MOST FIELD GOALS ATTEMPTED

Game . . . . . 94 vs. Appalachian State, 11/17/79  
 Season . . . . . 2,009 - 30 games, 1983-84  
 ACC Game . . . . . 88 at Florida State, 2/19/05  
 ACC Season . . . . . 919 - 16 games, 2011-12  
 964 - 18 games\*, 2012-13  
 ACC Tourn. Game . . . . . 67 vs. Wake Forest, 3/4/05

## BEST FIELD-GOAL PERCENTAGE

Game . . . . . 66.1 (37-56) at Appalachian State, 11/28/87  
 Season . . . . . 47.8 (771-1614) - 31 games, 1999-00  
 ACC Game . . . . . 65.2 (30-46) vs. Wake Forest, 2/22/09  
 ACC Season . . . . . 44.3 (280-636) - 14 games, 2004-05  
 ACC Tourn. Game . . . . . 52.5 (32-61), vs. Wake Forest, 3/2/06

## MOST THREE-POINT FIELD GOALS MADE

Game . . . . . 13 vs. Bucknell, 11/17/13  
 Season . . . . . 140 - 32 games, 2001-02  
 ACC Game . . . . . 9 at Maryland, 3/2/14  
 at Maryland, 1/18/09  
 ACC Season . . . . . 62 - 16 games, 2011-12  
 ACC Tourn. Game . . . . . 8 vs. Wake Forest, 3/1/12

## MOST THREE-POINT FIELD GOAL ATTEMPTS

Game . . . . . 33 vs. Clemson, 2/3/12  
 Season . . . . . 426 - 30 games, 2011-12  
 ACC Game . . . . . 33 vs. Clemson, 2/3/12  
 ACC Season . . . . . 266 - 16 games, 2011-12  
 ACC Tourn. Game . . . . . 20 vs. Clemson, 3/5/14

## MOST 3-POINT FIELD GOALS MADE, BOTH TEAMS

Game . . . . . 22 VT at Maryland, 1/18/09  
 ACC Game . . . . . 22 VT at Maryland, 1/18/09  
 ACC Tourn. Game . . . . . 15, Tech (6) vs. Georgia Tech (9), 3/3/11

## MOST 3-POINT FIELD GOAL ATTEMPTS, BOTH TEAMS

Game . . . . . 53 vs. Boston College, 2/2/14  
 ACC Game . . . . . 53 vs. Boston College, 2/2/14  
 ACC Tourn. Game . . . . . 34 vs. Georgia Tech, 3/3/11

Game . . . . . 43 vs. Yale, 1/9/82  
 Season . . . . . 521 - 30 games, 1993-94  
 ACC Game . . . . . 25 vs. North Carolina, 2/17/06  
 ACC Season . . . . . 215 - 14 games, 2004-05  
 ACC Tourn. Game . . . . . 16 vs. Wake Forest, 3/4/05  
 vs. Virginia, 3/5/09

## MOST FREE THROWS ATTEMPTED

Game . . . . . 58 vs. Yale, 1/9/82  
 Season . . . . . 754 - 28 games, 1981-82  
 ACC Game . . . . . 33 vs. Boston College, 2/2/14  
 at Miami, 1/24/10  
 ACC Season . . . . . 304 - 14 games, 2004-05  
 ACC Tourn. Game . . . . . 25 vs. Virginia, 3/5/09

## BEST FREE-THROW PERCENTAGE

Game (min. 10 att.) . . . . . 1.000 (10-10) vs. Virginia, 2/17/08  
 (15-15) vs. William & Mary, 2/4/78  
 Season . . . . . .736 - 30 games, 2007-08  
 ACC Game (min. 10 att.) .100 (10-10) vs. Virginia, 2/17/08  
 ACC Season . . . . . .737 (182-247) - 14 games, 2006-07  
 ACC Tourn. Game . . . . . .875 (14-16) vs. North Carolina, 3/2/07

## MOST REBOUNDS

Game . . . . . 75 vs. Liberty, 1/8/90  
 Season . . . . . 1,331 - 34 games, 2006-07  
 ACC Game . . . . . 53 at Florida State, 2/19/05  
 ACC Season . . . . . 545 - 14 games, 2004-05  
 635 - 18 games\*, 2012-13  
 ACC Tourn. Game . . . . . 51 vs. Wake Forest, 3/4/05

## HIGHEST REBOUNDING AVERAGE

Season . . . . . 47.6 - 24 games, 1979-80  
 ACC Season . . . . . 37.6 - 14 games, 2006-07

## ASSISTS

Game . . . . . 38 at Mercer, 2/16/87  
 Season . . . . . 492 - 31 games, 1998-99  
 ACC Game . . . . . 25 at Miami, 2/11/08  
 ACC Season . . . . . 214 - 14 games, 2004-05  
 ACC Tourn. Game . . . . . 15 vs. Wake Forest, 3-2-06

## BLOCKS

Game . . . . . 14 vs. East Tennessee State, 12/21/92  
 Season . . . . . 161 - 32 games, 2001-02  
 31 games, 2003-04  
 ACC Game . . . . . 10 vs. Virginia, 1/9/14  
 vs. Florida State, 1/24/05  
 ACC Season . . . . . 72 - 14 games, 2004-05  
 ACC Tourn. Game . . . . . 6 vs. Boston College, 3/6/08  
 vs. Boston College, 3/4/10

## STEALS

Game . . . . . 23 at Florida State, 12/17/79  
 Season . . . . . 324 - 31 games, 2005-06  
 ACC Game . . . . . 17 at North Carolina, 2/11/05  
 vs. Clemson, 2/9/06  
 vs. Maryland, 2/4/08  
 ACC Season . . . . . 155 - 14 games, 2005-06  
 ACC Tourn. Game . . . . . 11 vs. Duke, 3/3/06

# MISCELLANEOUS RECORDS

<p>                     Tech's All-Time Varsity Record . . . . . 592-512 (38 years)                      Cassell Coliseum Record . . . . . 347-171 (66.9 percent)                      Consecutive Home Court Wins . . . . . 25, 1992-94                      Record in Metro Conference Tournament . . . . . 13-17                      Record in Atlantic 10 Conference Tournament . . . . . 8-4                      Record in BIG EAST Conference Tournament . . . . . 4-4                      Record in ACC Tournament . . . . . 2-9                      Largest Margin of Victory at Home . . . . . 65 vs. Southern Mississippi (105-40), 12-28-2004                      Worst Defeat at Home . . . . . 108-48, Old Dominion, 1977-78                      Worst Defeat on the Road . . . . . 90-40, Duke, 2010-11                      Most Games Played . . . . . 34, 2006-07                      Most Wins . . . . . 28, 1998-99                      Most Losses . . . . . 23, 2011-12                      Fewest Wins . . . . . 7, 1976-77 &amp; 2011-12                      Fewest Losses . . . . . 3, 1998-99                      Longest Winning Streak . . . . . 18, 1998-99                      Longest Losing Streak . . . . . 10, 2010-11/Spring 2012-Fall 2012                 </p>	<p>                     Highest Scoring Average . . . . . 78.3, 29 games, 1984-85                      Lowest Defensive Average . . . . . 56.0, 31 games, 2003-04 (55.9, 16 games, 76-77)                      Highest Won-Lost Percentage . . . . . .903, 28-3, 1998-99                      Lowest Won-Lost Percentage . . . . . .233, 7-23, 2011-12                      Most Consecutive Winning Seasons . . . . . 10, 1997-98/2006-07                      Most Metro Conference Wins (reg. season) . . . . . 10, 1994-95                      Most Atlantic 10 Conference Wins (reg. season) . . . . . 15, 1998-99                      Most BIG EAST Conference Wins (reg. season) . . . . . 11, 2001-02                      Most ACC Wins (reg. season) . . . . . 6, 2004-05/2005-06/2006-07                      Most Consecutive Metro Wins (reg. season) . . . . . 6, 1994-95                      Most Consecutive Atlantic 10 Wins (reg. season) . . . . . 8, 1998-99                      Most Consecutive BIG EAST Wins (reg. season) . . . . . 6, 2001-02                      Most Consecutive ACC Wins (reg. season) . . . . . 3, 2006-07                      Most Consecutive Metro Losses (reg. season) . . . . . 6, 1987-88                      Most Consecutive Atlantic 10 Losses (reg. season) . . . . . 5, 1996-97                      Most Consecutive BIG EAST Losses (reg. season) . . . . . 3, 2001-02, 2002-03                      Most Consecutive ACC Losses (reg. season) . . . . . 9, 2007-08/2010-11/2012-13                 </p>
--	---

## OVERALL SINGLE-GAME TOP 10

### POINTS

- 36 Brittany Cook at Miami, 2/11/08
- 34 Renee Dennis vs. Memphis, 2/7/87
- 33 Dawn Chriss at Florida State, 2/19/05
- Michelle Houseright vs. Fordham, 3/1/96
- Renee Dennis vs. Florida State, 1/3/87
- 32 Uju Ugoka at Indiana, 12/4/13
- Ieva Kublina vs. Houston, 3/23/02
- Jenny Root at Morehead St., 2/25/93
- 31 Monet Tellier at Maryland, 1/6/12
- Monet Tellier vs. W&M, 11/21/11
- Joyce Waddy vs. Mercer, 2/22/86

### REBOUNDS

- 21 Kerri Gardin vs. Virginia, 2/13/05
- Nicole Jones vs. Hampton, 12/29/99
- Karen Garbis at JMU, 2/16/78
- 19 Tammie Edwards vs. Detroit, 12/28/81
- Debbie Stovall vs. Emory & Henry, 12/9/77
- 18 Joyce Waddy vs. Louisville, 2/23/87
- Susan Walvius vs. Florida State, 1/4/86
- Peg Bunker vs. West Virginia, 2/22/78
- Peg Bunker at VCU, 2/17/78
- 17 Uju Ugoka at Radford, 12/21/13
- Uju Ugoka vs. Richmond, 11/27/13
- Kerri Gardin at JMU, 11/26/05
- Ieva Kublina vs. Villanova, 2/22/03
- Michelle Houseright at JMU, 12/21/97
- Tammie Edwards at NC State, 12/6/82

### ASSISTS

- 13 Lisa Witherspoon vs. Xavier, 2/28/99
- Lisa Witherspoon vs. Dayton, 1/4/99
- Lisa Leftwich vs. VCU, 2/8/92
- 12 Nikki Davis at W&M, 12/18/10
- Lisa Guarneri vs. Houston, 3/23/02
- Lisa Witherspoon vs. Temple, 1/24/99
- Lisa Witherspoon vs. St. Bonaventure, 1/24/98
- Lisa Witherspoon at UNCg, 12/4/97
- Sherry Banks at Dayton, 1/18/97
- Phyllis Tonkin at ETSU, 12/4/91
- Jeni Garber vs. Memphis, 2/2/91

### STEALS

- 9 Taiqua Brittingham vs. Northwestern, 12/22/83
- 8 Wendy Sanders vs. Virginia, 12/8/87
- Taiqua Brittingham at Miss. St., 1/18/85
- Jackie Ansley vs. West Virginia, 1/13/84
- Sandy Berry at GWU, 1/26/79
- 7 14 tied, most recent - Nikki Davis vs. Presbyterian, 11/12/10

### BLOCKS

- 9 Susan Walvius vs. Florida State, 1/4/86
- Susan Walvius vs. Virginia, 2/10/85
- Susan Walvius at Marshall 2/12/85
- 8 Kim Seaver vs. Appalachian St., 12/2/97
- 7 Tajah Campbell vs. Virginia, 1/9/14
- Ieva Kublina vs. Pittsburgh, 2/28/04
- Ieva Kublina vs. Notre Dame, 2/9/03
- Ieva Kublina vs. West Virginia, 1/16/02
- Michelle Bain vs. W&M, 1/8/87
- 6 nine tied, most recent - Eleanor Brentnall vs. UNC, 1/10/08

### MINUTES PLAYED

- 54 Katie O'Connor vs. Dayton, 2/27/99
- Amy Wetzel vs. Dayton, 2/27/99
- 50 Carrie Mason at Florida State, 2/19/05
- Sherry Banks at Dayton, 1/18/97
- 49 Dawn Chriss at Florida State, 2/19/05
- Maria Albertsson vs. Dayton 2/27/99
- Jackie Ansley vs. Temple, 12/28/82
- 48 Michelle Houseright vs. Dayton, 2/28/99
- 46 Britney Anderson at Florida St., 2/19/05
- Erin Gibson at Florida State, 2/19/05

### FIELD GOALS MADE

- 15 Brittany Cook at Miami, 2/11/08
- 14 Uju Ugoka at Indiana, 12/4/13
- Dawn Chriss at Florida State, 2/19/05
- Renee Dennis vs. Memphis, 2/7/87
- Renee Dennis vs. Florida State, 1/3/87
- 13 Uju Ugoka vs. Wake Forest, 12/22/12
- Monet Tellier vs. William & Mary, 11/21/11

- Tere Williams vs. Duquesne, 12/12/98
- Michelle Houseright vs. Temple, 2/12/96
- Michelle Bain vs. Florida State, 2/20/88
- Michelle Bain vs. Richmond, 12/5/87
- Susan Walvius at Marshall, 2/12/85

### FIELD GOALS ATTEMPTED

- 30 Renee Dennis vs. Memphis, 2/7/87
- 27 Aerial Wilson at Duke, 2/15/12
- Jeni Garber vs. Southern Miss, 3/4/91
- 25 Andrea Barbour vs. Maryland, 2/4/08
- Kirby Copeland vs. Iowa State, 11/24/96
- Renee Dennis vs. Cincinnati, 2/21/87
- 24 Monet Tellier vs. NC State, 1/29/12
- Monet Tellier at Old Dominion, 11/11/2011
- Andrea Barbour vs. Liberty, 11/19/2007
- Renee Dennis vs. Florida St., 1/3/1987
- Renee Dennis vs. Cincinnati, 1/27/1986
- Renee Dennis at Old Dominion, 11/30/1985
- Robin Lee at NC State, 12/6/1982

### THREE POINT FIELD GOALS MADE

- 8 Jeni Garber at South Carolina, 2/16/91
- 7 Lindsay Biggs at Maryland, 1/18/09
- 6 Lindsay Biggs at North Carolina, 2/5/09
- Carrie Mason at Florida State, 2/13/06
- Renee Maitland at Dayton, 1/18/97
- Christi Osborne at Southern Miss, 2/13/93
- Jeni Garber vs. West Virginia, 12/20/90
- Sarah Hillyer vs. Florida State, 1/6/90
- Sarah Hillyer at George Mason, 12/6/89
- Jeni Garber at Memphis, 3/9/89

### THREE POINT FIELD GOALS ATTEMPTED

- 15 Aerial Wilson vs. Clemson, 2/3/12
- Sarah Hicks vs. Duke, 12/8/99
- Jeni Garber at South Carolina, 2/16/91
- 14 Jeni Garber at Louisville, 1/28/91
- 13 Monet Tellier vs. Clemson, 2/3/12
- Jeni Garber vs. Tennessee, 12/3/90
- Sarah Hillyer at George Mason, 12/6/89
- Jeni Garber vs. Southern Miss, 3/10/89
- 12 Lindsay Biggs at North Carolina, 2/5/09
- Fran Recchia vs. Syracuse, 1/4/03
- Sarah Hicks at Oregon, 11/27/99

### FREE THROWS MADE

- 16 Amy Wetzel vs. Wisconsin, 3/14/98
- 15 Christi Osborne vs. Oklahoma St., 12/20/94
- Robin Lee vs. Florida State, 1/16/82
- 14 Nikki Davis at Miami, 1/24/10
- Tere Williams vs. Charlotte, 12/30/99
- Renee Dennis at North Carolina, 12/4/85
- 13 Sue Logsdon vs. William & Mary, 1/2/91
- Amy Byrne at Radford, 2/28/90
- 12 Chrystal Starling vs. JMU, 12/7/02
- Tere Williams at La Salle, 2/18/1999
- Michelle Houseright vs. GWU, 3/1/1998
- Tere Williams vs. GWU, 1/29/1998
- Kim Seaver at GWU, 1/6/1997
- Amy Byrne at Memphis, 1/13/1990
- Maureen Corrigan vs. WVU, 12/13/1980

### FREE THROWS ATTEMPTED

- 18 Nikki Davis at Miami, 1/24/10
- 17 Amy Wetzel at Duquesne, 1/8/99
- Amy Wetzel vs. Wisconsin, 3/14/98
- Christi Osborne vs. Oklahoma St., 12/20/94
- Robin Lee vs. Florida State, 1/16/82
- 16 Amy Wetzel vs. Dayton, 2/27/99
- Renee Dennis at North Carolina, 12/4/85
- Karen Garbis at Old Dominion, 3/2/78
- 15 Tere Williams vs. Charlotte, 12/30/99
- Michelle Houseright vs. GWU, 2/27/96
- Amy Byrne at Radford, 2/28/90
- Joyce Waddy vs. Louisville, 2/23/87

## ACC SINGLE-GAME TOP 10

### POINTS

- 36 Brittany Cook at Miami, 2/11/08
- 33 Dawn Chriss at Florida State, 2/19/05
- 31 Monet Tellier at Maryland, 1/6/12
- 29 Uju Ugoka vs. Duke, 1/19/14
- Nikki Davis at Miami, 1/14/10
- 28 Uju Ugoka vs. Wake Forest, 12/22/12
- 27 Shanel Harrison at Boston College, 2/23/11
- Brittany Cook vs. Wake Forest, 3/2/08
- Carrie Mason at Florida State, 2/13/06
- 26 Brittany Cook vs. Maryland, 2/4/08

### REBOUNDS

- 21 Kerri Gardin vs. Virginia, 2/13/05
- 16 LaTorri Hines-Allen vs. Clemson, 2/3/12
- Erin Gibson at Florida State, 2/19/05
- Kerri Gardin vs. Florida State, 1/24/05
- 15 Kerri Gardin vs. NC State, 1/17/05
- 14 Uju Ugoka vs. Clemson, 1/31/13
- Brittany Cook vs. Maryland, 2/3/08
- Nare Diawara at Clemson, 2/11/07
- Nare Diawara at Virginia, 1/22/07
- Nare Diawara vs. Wake Forest, 1/2/07

### ASSISTS

- 11 Nikki Davis vs. North Carolina, 1/14/10
- 10 Vanessa Panousis at Boston College, 1/5/14
- Laura Haskins at Virginia, 2/8/09
- 9 Laura Haskins at Miami, 2/11/08
- Kirby Copeland vs. Miami, 1/25/07
- Carrie Mason at Maryland, 2/24/05
- 8 Monet Tellier vs. North Carolina, 2/22/13
- Nikki Davis vs. Virginia, 2/27/2011
- Laura Haskins at Boston College, 1/11/2009
- Laura Haskins vs. Maryland, 2/4/2008
- Laura Haskins vs. Clemson, 1/17/2008
- Laura Haskins vs. UNC, 1/10/2008
- Kirby Copeland at Duke, 1/29/2007
- Dawn Chriss vs. Wake Forest, 1/31/2005

### STEALS

- 7 Kerri Gardin vs. Duke, 2/6/06
- 6 Kirby Copeland vs. Boston College, 1/8/06
- 5 19 tied, most recent - Shanel Harrison at Boston College, 2/3/11

### BLOCKS

- 7 Tajah Campbell vs. Virginia, 1/9/14
- 6 Eleanor Brentnall vs. UNC, 1/10/08
- 4 Porschia Hadley vs. UNC, 1/14/10
- Nare Diawara vs. Duke, 1/7/07
- Nare Diawara at Georgia Tech, 2/19/06
- Erin Gibson at Miami, 2/6/05
- Kerri Gardin vs. Florida State, 1/24/05
- 3 26 tied, most recent - Nia Evans vs. Virginia, 2/10/13

### MINUTES PLAYED

- 50 Carrie Mason at Florida State, 2/19/05
- 49 Dawn Chriss at Florida State, 2/19/05
- 46 Britney Anderson at Florida St., 2/19/05
- Erin Gibson at Florida State, 2/19/05
- 45 Vanessa Panousis vs. NC State, 2/9/14
- Aerial Wilson vs. Clemson 2/3/12
- Carrie Mason vs Florida State, 1/24/05
- 44 Monet Tellier vs. Boston College, 2/2/14
- Brittany Cook at Miami, 2/11/08
- 43 Monet Tellier vs. NC State, 2/9/14
- Uju Ugoka vs. NC State, 2/9/14
- Porschia Hadley vs. Clemson, 2/3/12
- Kerri Gardin vs. Florida State, 1/23/05

### FIELD GOALS MADE

- 15 Brittany Cook at Miami, 2/11/08
- 14 Dawn Chriss at Florida State, 2/19/05
- 13 Uju Ugoka vs. Wake Forest, 12/22/12

- 11 Kirby Copeland vs. Georgia Tech, 2/5/07
- 10 Uju Ugoka at Florida State, 1/26/14
- Uju Ugoka vs. Virginia, 1/9/14
- Uju Ugoka at Boston College, 1/5/14
- Utahya Drye at Miami, 1/24/10
- Utahya Drye vs. Georgia Tech, 2/26/2009
- Brittany Cook vs. Wake Forest, 3/2/2008
- Andrea Barbour vs. Maryland, 2/4/2008
- Brittany Cook vs. Maryland, 2/4/2008

### FIELD GOALS ATTEMPTED

- 27 Aerial Wilson at Duke, 2/15/2012
- 25 Andrea Barbour vs. Maryland, 2/4/2008
- 24 Monet Tellier vs. NC State, 1/29/2012
- 22 Aerial Wilson vs. Boston College, 2/13/2012
- Monet Tellier vs. Clemson, 2/3/2012
- Brittany Cook at Miami, 2/11/2008
- Andrea Barbour at Virginia, 1/13/2008
- 21 Aerial Wilson vs. Clemson, 2/3/2012
- Brittany Cook vs. Maryland, 2/4/2008
- 20 Uju Ugoka at Florida State, 1/26/14
- Uju Ugoka at Florida State, 1/27/2013
- Kerri Gardin at Wake Forest, 1/19/2006

### THREE POINT FIELD GOALS MADE

- 7 Lindsay Biggs at Maryland, 1/18/09
- 6 Lindsay Biggs at North Carolina, 2/5/09
- Carrie Mason at Florida State, 2/13/06
- 5 Vanessa Panousis at Wake Forest, 2/13/14
- Vanessa Panousis vs. Duke, 1/19/14
- Monet Tellier at Maryland, 1/26/12
- Lindsay Biggs at Florida State, 2/8/10
- Nikki Davis at Miami, 1/24/10
- Lindsay Biggs vs. Virginia, 1/21/09
- Brittany Cook at Miami, 2/11/08

### THREE POINT FIELD GOALS ATTEMPTED

- 15 Aerial Wilson vs. Clemson, 2/3/2012
- 13 Monet Tellier vs. Clemson, 2/3/2012
- 12 Lindsay Biggs at UNC, 2/5/2009
- 11 Vanessa Panousis vs. Pittsburg, 2/20/14
- Vanessa Panousis at Syracuse, 2/6/14
- Maddison Penn vs. Boston College, 2/2/14
- Lindsay Biggs vs. Virginia, 1/21/2009
- 10 eight tied, most recent - Monet Tellier at Duke, 2/15/12

### FREE THROWS MADE

- 14 Nikki Davis at Miami, 1/24/2010
- 10 Monet Tellier at Maryland, 1/26/2012
- Shanel Harrison at Boston College, 2/3/2011
- 9 Vanessa Panousis vs. Boston College, 2/2/14
- Monet Tellier vs. Duke, 1/19/14
- Uju Ugoka vs. Boston College, 1/10/2013
- Brittany Cook at Wake Forest, 2/7/2008
- Nare Diawara at Virginia, 1/22/2007
- 8 Monet Tellier vs. Boston College, 2/2/14
- Uju Ugoka vs. Miami, 3/3/2013
- Aerial Wilson at Clemson, 1/2/2012
- Utahya Drye vs. Florida State, 1/8/2009
- Nare Diawara vs. Miami, 1/25/2007
- Dawn Chriss at Virginia, 1/28/2005

### FREE THROWS ATTEMPTED

- 18 Nikki Davis at Miami, 1/24/2010
- 13 Monet Tellier vs. Boston College, 2/2/14
- Uju Ugoka vs. Boston College, 1/10/2013
- 12 Vanessa Panousis vs. Boston College, 2/2/14
- Aerial Wilson at Clemson, 1/2/2012
- Shanel Harrison at Boston College, 2/3/2011
- Kerri Gardin vs. Maryland, 1/23/2006
- 11 Uju Ugoka vs. Clemson, 2/27/14
- Uju Ugoka vs. Miami, 3/3/2013
- Monet Tellier at Maryland, 1/26/2012
- Nare Diawara at Virginia, 1/22/2007

## 30+ POINT GAMES

- 36 Brittany Cook at Miami, 2/11/08
- 34 Renee Dennis vs. Memphis, 2/7/87
- 33 Dawn Chriss at Florida State, 2/19/05
- Michelle Houseright vs. Fordham, 3/1/96
- Renee Dennis vs. Florida State, 1/3/87

- 32 Uju Ugoka at Indiana, 12/4/13
- Ieva Kublina vs. Houston, 3/23/02
- Jenny Root at Morehead St., 2/25/93
- 31 Monet Tellier at Maryland, 1/6/12
- Monet Tellier vs. W&M, 11/21/11
- Joyce Waddy vs. Mercer, 2/22/86

- 30 Utahya Drye vs. USC Upstate, 2/2/09
- Dayna Sonovick vs. ETSU, 12/4/91
- Renee Dennis vs. UNC, 12/4/85

# RECORDS BY CLASS

## FRESHMAN YEAR

Points	427	Kim Seaver	1996-97
Scoring Average	15.0	Andrea Barbour	2007-08
FG Made	182	Kim Seaver	1996-97
FG Attempted	365	Andrea Barbour	2007-08
FG Percentage	.604	Nicole Jones	1998-99
3PT FG Made	58	Vanessa Panousis	2013-14
3PT FG Attempted	177	Vanessa Panousis	2013-14
3PT FG Percentage	.408	Carrie Mason	2002-03
FT Made	112	Amy Wetzel	1997-98
FT Attempted	140	Amy Wetzel	1997-98
FT Percentage	.889	Sue Logsdon	1990-91
Rebounds	237	Tere Williams	1997-98
Rebounding Average	7.6	Tere Williams	1997-98
Assists	121	Vanessa Panousis	2013-14
Steals	57	Sonya Dalton	1979-80
	57	Amy Wetzel	1997-98
Blocks	35	Ieva Kublina	2000-01

## SOPHOMORE YEAR

Points	498	Ieva Kublina	2001-02
Scoring Average	17.3	Michelle Hollister	1995-96
FG Made	198	Ieva Kublina	2001-02
FG Attempted	427	Monet Tellier	2011-12
FG Percentage	.602	Tere Williams	1998-99
3PT FG Made	51	Carrie Mason	2003-04
3PT FG Attempted	149	Monet Tellier	2011-12
3PT FG Percentage	.487	Dayna Sonovick	1988-89
FT Made	153	Amy Wetzel	1998-99
FT Attempted	203	Amy Wetzel	1998-99
FT Percentage	.837	Dawn Chriss	2003-04
Rebounds	249	Ieva Kublina	2001-02
Rebounding Average	9.1	Michelle Hollister	1995-96
Assists	124	Lisa Witherspoon	1996-97
Steals	70	Sandy Berry	1978-79
Blocks	86	Ieva Kublina	2001-02

## JUNIOR YEAR

Points	538	Renee Dennis	1985-86
Scoring Average	19.9	Renee Dennis	1985-86
FG Made	201	Renee Dennis	1985-86
FG Attempted	445	Renee Dennis	1985-86
FG Percentage	.595	Tere Williams	1999-00
3PT FG Made	71	Lindsay Biggs	2008-09
3PT FG Attempted	194	Lindsay Biggs	2008-09
3PT FG Percentage	.460	Sue Logsdon	1992-93
FT Made	136	Renee Dennis	1985-86
FT Attempted	202	Renee Dennis	1985-86
FT Percentage	.874	Christi Osborne	1993-94
Rebounds	275	Tammie Edwards	1981-82
Rebounding Average	9.8	Tammie Edwards	1981-82
Assists	219	Lisa Witherspoon	1997-98
Steals	78	Taiqua Brittingham	1983-84
Blocks	73	Susan Walvius	1984-85

## SENIOR YEAR

Points	561	Amy Byrne	1989-90
Scoring Average	20.0	Amy Byrne	1989-90
FG Made	213	Uju Ugoka	2013-14
FG Attempted	472	Renee Dennis	1986-87
FG Percentage	.564	Michelle Bain	1987-88
3PT FG Made	70	Jeni Garber	1990-91
3PT FG Attempted	224	Jeni Garber	1990-91
3PT FG Percentage	.400	Sarah Hicks	2001-02
FT Made	151	Amy Byrne	1989-90
FT Attempted	203	Amy Byrne	1989-90
FT Percentage	.863	Chrystal Starling	2002-03
Rebounds	277	Uju Ugoka	2013-14
Rebounding Average	10.0	Kerri Gardin	2005-06
Assists	246	Lisa Witherspoon	1998-99
Steals	86	Lisa Witherspoon	1998-99
Blocks	93	Susan Walvius	1985-86



Ieva  
Kublina




Vanessa  
Panousis

# YEAR-BY-YEAR LEADERS



*Uju Ugoka*



*Erin Gibson*



*Carrie Mason*

## SCORING AVERAGE

76-77	Kelly Bradley	13.0
77-78	Karen Garbis	12.6
78-79	Karen Garbis	12.1
79-80	Julie Williams	12.4
80-81	Maureen Corrigan	11.7
81-82	Robin Lee	12.5
82-83	Tammie Edwards	11.0
83-84	Taiqua Brittingham	13.3
84-85	Renee Dennis	14.2
85-86	Renee Dennis	19.9
86-87	Renee Dennis	19.2
87-88	Michelle Bain	16.8
88-89	Amy Byrne	15.0
89-90	Amy Byrne	20.0
90-91	Jeni Garber	13.6
91-92	Lisa Griffith	12.3
92-93	Jenny Root	14.9
93-94	Christi Osborne	14.5
94-95	Jenny Root	16.5
95-96	Michelle (Hollister) Houseright	17.3
96-97	Kim Seaver	13.8
97-98	Tere Williams	13.4
98-99	Tere Williams	15.6
99-00	Tere Williams	15.2
00-01	Tere Williams	15.2
01-02	Ieva Kublina	15.6
02-03	Ieva Kublina	15.0
03-04	Ieva Kublina	13.7
04-05	Erin Gibson	11.3
05-06	Dawn Chriss	13.2
06-07	Kirby Copeland	15.0
07-08	Brittany Cook	17.9
08-09	Utahya Drye	14.3
09-10	Utahya Drye	11.3
10-11	Shanel Harrison	12.2
11-12	Monet Tellier	13.7
12-13	Monet Tellier	13.2
13-14	Uju Ugoka	18.4

## POINTS

76-77	Kelly Bradley	208
77-78	Peg Bunker	288
78-79	Karen Garbis	291
79-80	Julie Williams	359
80-81	Maureen Corrigan	350
81-82	Robin Lee	350
82-83	Tammie Edwards	275

83-84	Taiqua Brittingham	387
84-85	Renee Dennis	412
85-86	Renee Dennis	538
86-87	Renee Dennis	558
87-88	Michelle Bain	471
88-89	Amy Byrne	435
89-90	Amy Byrne	561
90-91	Jeni Garber	367
91-92	Lisa Griffith	333
92-93	Jenny Root	416
93-94	Christi Osborne	434
94-95	Jenny Root	510
95-96	Michelle (Hollister) Houseright	467
96-97	Kim Seaver	427
97-98	Tere Williams	414
98-99	Tere Williams	468
99-00	Tere Williams	411
00-01	Tere Williams	457
01-02	Ieva Kublina	498
02-03	Ieva Kublina	481
03-04	Ieva Kublina	426
04-05	Erin Gibson	328
05-06	Kerri Gardin	333
06-07	Kirby Copeland	479
07-08	Brittany Cook	537
08-09	Utahya Drye	430
09-10	Utahya Drye	340
10-11	Shanel Harrison	354
11-12	Monet Tellier	412
12-13	Monet Tellier	396
13-14	Uju Ugoka	533

## REBOUNDING AVERAGE

76-77	Karen Garbis	7.4
77-78	Karen Garbis	8.1
78-79	Sandy Berry	7.3
79-80	Julie Williams	7.8
80-81	Maureen Corrigan	5.7
81-82	Tammie Edwards	9.8
82-83	Tammie Edwards	8.6
83-84	Robin Lee	5.7
84-85	Renee Dennis; Susan Walvius	7.4
85-86	Susan Walvius	9.7
86-87	Renee Dennis	7.1
87-88	Michelle Bain	7.7
88-89	Missy Sallade	8.7
89-90	Missy Sallade	8.5
90-91	Dayna Sonovick	5.8

91-92	Angela Donnell	5.3
92-93	Jenny Root	8.0
93-94	Jenny Root	7.3
94-95	Jenny Root	8.2
95-96	Michelle (Hollister) Houseright	9.1
96-97	Renee Maitland	6.2
97-98	Tere Williams	7.6
98-99	Tere Williams	7.4
99-00	Tere Williams	8.1
00-01	Tere Williams	5.9
01-02	Ieva Kublina	7.8
02-03	Ieva Kublina	7.4
03-04	Erin Gibson	6.9
04-05	Kerri Gardin	8.0
05-06	Kerri Gardin	10.0
06-07	Nare Diawara	8.1
07-08	Brittany Cook	6.4
08-09	Utahya Drye	6.5
09-10	Utahya Drye	6.6
10-11	Shanel Harrison	5.5
11-12	LaTorri Hines-Allen	6.9
12-13	Uju Ugoka	8.5
13-14	Uju Ugoka	9.6

## REBOUNDS

76-77	Karen Garbis	96
77-78	Peg Bunker	184
78-79	Sandy Berry	176
79-80	Julie Williams	227
80-81	Maureen Corrigan	172
81-82	Tammie Edwards	275
82-83	Tammie Edwards	215
83-84	Robin Lee	171
84-85	Renee Dennis	215
85-86	Susan Walvius	272
86-87	Renee Dennis	205
87-88	Michelle Bain	215
88-89	Missy Sallade	252
89-90	Missy Sallade	237
90-91	Dayna Sonovick	157
91-92	Angela Donnell	147
92-93	Jenny Root	224
93-94	Jenny Root	218
94-95	Jenny Root	253
95-96	Michelle (Hollister) Houseright	245
96-97	Renee Maitland	191
97-98	Tere Williams	237
98-99	Tere Williams	221



99-00	Tere Williams	218
00-01	Tere Williams	177
01-02	Ieva Kublina	249
02-03	Ieva Kublina	238
03-04	Erin Gibson	215
04-05	Kerri Gardin	232
05-06	Kerri Gardin	289
06-07	Nare Diawara	274
07-08	Brittany Cook	191
08-09	Utahya Drye	195
09-10	Utahya Drye	197
10-11	Shanel Harrison	159
11-12	LaTorri Hines-Allen	207
12-13	Monet Tellier	167
13-14	Uju Ugoka	277

**FIELD GOALS MADE**

76-77	Kelly Bradley	94
77-78	Karen Garbis	125
78-79	Karen Garbis	146
79-80	Julie Williams	167
80-81	Maureen Corrigan	120
81-82	Kathy Hanover	132
82-83	Kathy Hanover	109
83-84	Taiqua Brittingham	164
84-85	Susan Walvius	175
85-86	Susan Walvius	202
86-87	Renee Dennis	212
87-88	Michelle Bain	204
88-89	Amy Byrne	163
89-90	Amy Byrne	205
90-91	Dayna Sonovick	135
91-92	Lisa Griffith	132
92-93	Jenny Root	163
93-94	Jenny Root	165
94-95	Jenny Root	204
95-96	Michelle (Hollister) Houseright	177
96-97	Kim Seaver	182
97-98	Tere Williams	170
98-99	Tere Williams	192
99-00	Tere Williams	156
00-01	Tere Williams	176
01-02	Ieva Kublina	198
02-03	Ieva Kublina	173
03-04	Ieva Kublina	155
04-05	Kerri Gardin	128
05-06	Dawn Chriss	164
06-07	Kirby Copeland	191
07-08	Brittany Cook	206
08-09	Utahya Drye	176
09-10	Utahya Drye	134
10-11	Shanel Harrison	135
11-12	Monet Tellier	141
12-13	Monet Tellier	135
13-14	Uju Ugoka	213

**FIELD GOAL PERCENTAGE**

76-77	Kelly Bradley	.461
77-78	Peg Bunger	.466
78-79	Peg Bunger	.496
79-80	Julie Williams	.474
80-81	Julie Williams	.490
81-82	Taiqua Brittingham	.525
82-83	Taiqua Brittingham	.460
83-84	Taiqua Brittingham	.529
84-85	Joyce Waddy	.538
85-86	Joyce Waddy	.508
86-87	Michelle Bain	.526
87-88	Michelle Bain	.564
88-89	Missy Sallade	.573
89-90	Amy Byrne	.498
90-91	Lisa Griffith	.469
91-92	Lisa Griffith	.500
92-93	Jenny Root	.580
93-94	Jenny Root	.511
94-95	Jenny Root	.533
95-96	Michelle (Hollister) Houseright	.492
96-97	Kim Seaver	.517
97-98	Tere Williams	.538
98-99	Tere Williams	.602
99-00	Tere Williams	.595

00-01	Tere Williams	.481
01-02	Ieva Kublina	.473
02-03	Erin Gibson	.474
03-04	Erin Gibson	.485
04-05	Britney Anderson	.509
05-06	Dawn Chriss	.503
06-07	Nare Diawara	.495
07-08	Brittany Cook	.502
08-09	Utahya Drye	.467
09-10	Utahya Drye	.473
10-11	Alyssa Fenyn	.426
11-12	Porschia Hadley	.376
12-13	Taijah Campbell	.422
13-14	Uju Ugoka	.504

**3-PT FIELD GOALS MADE**

87-88	Lisa Haney	29
88-89	Jeni Garber	57
89-90	Sarah Hillyer	53
90-91	Jeni Garber	70
91-92	Dayna Sonovick	28
92-93	Lisa Griffith	31
93-94	Sue Logsdon	25
94-95	Christi Osborne	23
95-96	Sherry Banks	28
96-97	Renee Maitland	36
97-98	Maria Albertsson	20
98-99	Maria Albertsson	31
99-00	Sarah Hicks	36
00-01	Sarah Hicks	42
01-02	Sarah Hicks	64
02-03	Carrie Mason	42
03-04	Carrie Mason	51
04-05	Carrie Mason	45
05-06	Carrie Mason	62
06-07	Lindsay Biggs	28
07-08	Lindsay Biggs	32
08-09	Lindsay Biggs	71
09-10	Lindsay Biggs	57
10-11	Shanel Harrison	27
11-12	Monet Tellier	43
12-13	Monet Tellier	30
13-14	Vanessa Panousis	58

**FREE THROWS MADE**

76-77	Karen Garbis	37
77-78	Karen Garbis	68
78-79	Sis Spriggs	51
79-80	Sandy Berry	58
80-81	Maureen Corrigan	110
81-82	Tammie Edwards	100
82-83	Tammie Edwards	73
83-84	Robin Lee	79
84-85	Renee Dennis	86
85-86	Renee Dennis	136
86-87	Renee Dennis	134
87-88	Michelle Bain	63
88-89	Missy Sallade	124
89-90	Amy Byrne	151
90-91	Lisa Griffith	74
91-92	Jenny Root	50
92-93	Jenny Root	90
93-94	Christi Osborne	97
94-95	Jenny Root	102
95-96	Michelle (Hollister) Houseright	107
96-97	Kim Seaver	63
97-98	Amy Wetzel	112
98-99	Amy Wetzel	153
99-00	Amy Wetzel	101
00-01	Tere Williams	104
01-02	Chrystal Starling	104
02-03	Ieva Kublina	112
03-04	Ieva Kublina	95
04-05	Dawn Chriss	81
05-06	Dawn Chriss	77
06-07	Nare Diawara	115
07-08	Brittany Cook	95
08-09	Utahya Drye	75
09-10	Utahya Drye	69
10-11	Shanel Harrison	57
11-12	Monet Tellier	87

12-13	Monet Tellier	96
13-14	Uju Ugoka	105


**FREE THROW PERCENTAGE**

(Minimum of 2 attempts per game)

76-77	Thea Bertioia	.656
77-78	Karen Garbis	.648
78-79	Pauline Landes	.606
79-80	Sandy Berry	.763
80-81	Maureen Corrigan	.775
81-82	Maureen Corrigan	.737
82-83	Taiqua Brittingham	.660
83-84	Robin Lee	.760
84-85	Robin Lee	.720
88-89	Amy Byrne	.820
89-90	Amy Byrne	.744
90-91	Sue Logsdon	.889
91-92	Jenny Root	.714
92-93	Lisa Griffith	.836
93-94	Christi Osborne	.874
94-95	Christi Osborne	.816
95-96	Terri Garland	.779
96-97	Katie O'Connor	.820
97-98	Kelly Drinka	.870
98-99	Amy Wetzel	.754
99-00	Tere Williams	.811
00-01	Chrystal Starling	.869
01-02	Chrystal Starling	.806
02-03	Chrystal Starling	.863
03-04	Dawn Chriss	.837
04-05	Carrie Mason	.831
05-06	Carrie Mason	.810
06-07	Nare Diawara	.723
07-08	Brittany Cook	.766
08-09	Utahya Drye	.735
09-10	Utahya Drye	.711
10-11	Alyssa Fenyn	.726
11-12	Monet Tellier	.690
12-13	Monet Tellier	.722
13-14	Vanessa Panousis	.813

**ASSISTS**

76-77	not recorded	
77-78	Gail Kelly	46
78-79	Sandy Berry	120
79-80	Sandy Berry	139
80-81	Sandy Berry	125
81-82	Jackie Ansley	94
82-83	Jackie Ansley	94
83-84	Jackie Ansley	115
84-85	Taiqua Brittingham	114
85-86	Maureen Donovan	164
86-87	Maureen Donovan	143
87-88	Denise Kayajian	97
88-89	Stephanie Green	108
89-90	Sandy Michel	83
90-91	Jeni Garber	108
91-92	Phyllis Tonkin	97
92-93	Lisa Leftwich	100
93-94	Lisa Leftwich	110
94-95	Terri Garland	116
95-96	Terri Garland	102
96-97	Lisa Witherspoon	124
97-98	Lisa Witherspoon	219
98-99	Lisa Witherspoon	246
99-00	Amy Wetzel	152
00-01	Amy Wetzel	86
01-02	Lisa Guarneri	127
02-03	Carrie Mason	106
03-04	Kerri Gardin	90
04-05	Carrie Mason	98
05-06	Kirby Copeland	87
06-07	Kirby Copeland	146
07-08	Laura Haskins	133
08-09	Laura Haskins	138
09-10	Nikki Davis	116
10-11	Nikki Davis	140
11-12	Alyssa Fenyn	88
12-13	Monet Tellier	96
13-14	Vanessa Panousis	121



Renee Dennis

### POINTS (CAREER)

83-87	Renee Dennis, 115 games	1791
97-01	Tere Williams, 118 games	1750
00-04	Ieva Kublina, 126 games	1647
91-95	Jenny Root, 117 games	1582
91-95	Christi Osborne, 117 games	1500
96-01	Amy Wetzel, 129 games	1444
02-06	Carrie Mason, 123 games	1369
99-03	Chrystal Starling, 121 games	1340
10-14	Monet Tellier, 118 games	1331
86-90	Amy Byrne, 113 games	1291

### POINTS (SEASON)

89-90	Amy Byrne, Sr., 28 games	561
86-87	Renee Dennis, Sr., 29 games	558
85-86	Renee Dennis, Jr., 27 games	538
07-08	Brittany Cook, Jr., 30 games	537
13-14	Uju Ugoka, Sr., 29 games	533
94-95	Jenny Root, Sr., 31 games	510
01-02	Ieva Kublina, So., 32 games	498
02-03	Ieva Kublina, Jr., 32 games	481
06-07	Kirby Copeland, Sr., 34 games	479
85-86	Susan Walvius, Sr., 28 games	475

### SCORING AVERAGE (CAREER)

83-87	Renee Dennis, 115 games	15.6
97-01	Tere Williams, 118 games	14.8
91-95	Jenny Root, 117 games	13.5
00-04	Ieva Kublina, 126 games	13.1
91-95	Christi Osborne, 117 games	12.8
88-91	Jeni Garber, 56 games	12.6
86-90	Amy Byrne, 113 games	11.4
10-14	Monet Tellier, 118 games	11.3
96-01	Amy Wetzel, 129 games	11.2
76-79	Karen Garbis, 58 games	11.2

### SCORING AVERAGE (SEASON)

89-90	Amy Byrne, Sr., 28 games	20.0
85-86	Renee Dennis, Jr., 27 games	19.9
86-87	Renee Dennis, Sr., 29 games	19.2
13-14	Uju Ugoka, 29 games	18.4
07-08	Brittany Cook, Jr., 30 games	17.9
95-96	Michelle (Hollister) Houseright, So., 27 games	17.3
85-86	Susan Walvius, Sr., 28 games	17.0
87-88	Michelle Bain, Sr., 28 games	16.8

94-95	Jenny Root, Sr., 31 games	16.5
01-02	Ieva Kublina, So., 32 games	15.6
98-99	Tere Williams, So., 31 games	15.6

### FIELD GOALS MADE (CAREER)

97-01	Tere Williams, 118 games	694
83-87	Renee Dennis, 115 games	680
91-95	Jenny Root, 117 games	626
00-04	Ieva Kublina, 126 games	613
91-95	Christi Osborne, 117 games	581
82-86	Susan Walvius, 105 games	505
86-90	Amy Byrne, 113 games	479
06-10	Utahya Drye, 124 games	472
10-14	Monet Tellier, 118 games	468
99-03	Chrystal Starling, 121 games	462

### FIELD GOALS MADE (SEASON)

13-14	Uju Ugoka, Sr., 29 games	213
86-87	Renee Dennis, Sr., 29 games	212
07-08	Brittany Cook, Jr., 30 games	206
89-90	Amy Byrne, Sr., 28 games	205
94-95	Jenny Root, Sr., 31 games	204
87-88	Michelle Bain, Sr., 28 games	204
85-86	Susan Walvius, Sr., 28 games	202
85-86	Renee Dennis, Jr., 27 games	201
01-02	Ieva Kublina, So., 32 games	198
98-99	Tere Williams, So., 31 games	192

### THREE-POINT FG MADE (CAREER)

02-06	Carrie Mason, 123 games	200
06-10	Lindsay Biggs, 123 games	188
97-02	Sarah Hicks, 119 games	157
88-91	Jeni Garber, 56 games	127
10-14	Monet Tellier, 118 games	101
87-92	Dayna Sonovick, 85 games	83
00-04	Ieva Kublina, 126 games	77
09-13	Alyssa Fenyn, 120 games	72

### FIELD-GOAL PERCENTAGE (CAREER)

(Minimum 3 made per game)

97-01	Tere Williams, 118 games	(694-1263)	.549
91-95	Jenny Root, 117 games	(626-1163)	.538
84-88	Michelle Bain, 110 games	(447-851)	.525
86-90	Missy Sallade, 108 games	(328-630)	.521
81-85	Taiqua Brittingham, 105 games	(383-751)	.511
96-00	Kim Seaver, 115 games	(372-738)	.504
02-06	Dawn Chriss, 116 games	(424-858)	.494
82-86	Susan Walvius, 105 games	(505-1046)	.483
79-81	Julie Williams, 58 games	(269-560)	.480
05-08	Brittany Cook, 94 games	(393-822)	.478

### FIELD-GOAL PERCENTAGE (SEASON)

(Minimum 4 made per game)

98-99	Tere Williams, So., 31 games	(192-319)	.602
99-00	Tere Williams, Jr., 27 games	(156-262)	.595
92-93	Jenny Root, So., 28 games	(163-281)	.580
88-89	Missy Sallade, Jr., 29 games	(138-241)	.573
87-88	Michelle Bain, Sr., 28 games	(204-362)	.564
97-98	Tere Williams, Fr., 31 games	(170-316)	.538
94-95	Jenny Root, Sr., 31 games	(204-383)	.533
83-84	Taiqua Brittingham, Jr., 29 games	(164-310)	.531
86-87	Michelle Bain, Jr., 29 games	(131-249)	.526
84-85	Renee Dennis, So., 29 games	(163-313)	.521

91-95	Christi Osborne, 117 games	71
96-01	Amy Wetzel, 129 games	67

### THREE-POINT FG MADE (SEASON)


08-09	Lindsay Biggs, Jr., 30 games	71
90-91	Jeni Garber, Sr., 27 games	70
01-02	Sarah Hicks, Sr., 32 games	64
05-06	Carrie Mason, Sr., 31 games	62
13-14	Vanessa Panousis, Fr., 30 games	58
09-10	Lindsay Biggs, Sr., 30 games	57
88-89	Jeni Garber, Jr., 29 games	57
89-90	Sarah Hillyer, Fr., 28 games	53
03-04	Carrie Mason, So., 31 games	51
04-05	Carrie Mason, Jr., 29 games	45

### FREE THROWS MADE (CAREER)

96-01	Amy Wetzel, 129 games	489
83-87	Renee Dennis, 115 games	431
97-01	Tere Williams, 118 games	361
99-03	Chrystal Starling, 121 games	351
00-04	Ieva Kublina, 126 games	344
86-90	Amy Byrne, 113 games	333
91-95	Jenny Root, 117 games	329
10-14	Monet Tellier, 118 games	294
02-06	Carrie Mason, 123 games	293
81-85	Robin Lee, 112 games	279

### FREE THROWS MADE (SEASON)

98-99	Amy Wetzel, So., 31 games	153
89-90	Amy Byrne, Sr., 28 games	151
85-86	Renee Dennis, Jr., 27 games	136
86-87	Renee Dennis, Sr., 29 games	134
88-89	Missy Sallade, Jr., 29 games	124
06-07	Nare Diawara, Sr., 34 games	115
02-03	Ieva Kublina, Jr., 32 games	112
97-98	Amy Wetzel, r-Fr., 31 games	112
80-81	Maureen Corrigan, Jr., 30 games	110
88-89	Amy Byrne, Jr., 29 games	109



Tere Williams

**REBOUNDS (CAREER)**

97-01	Tere Williams, 118 games	855
00-04	Ieva Kublina, 126 games	845
91-95	Jenny Root, 117 games	815
83-87	Renee Dennis, 115 games	792
02-06	Kerri Gardin, 116 games	784
01-05	Erin Gibson, 123 games	752
79-83	Tammie Edwards, 107 games	658
06-10	Utahya Drye, 124 games	645
82-86	Susan Walvius, 105 games	644
84-88	Michelle Bain, 110 games	618
86-90	Amy Byrne, 113 games	618

**REBOUNDS (SEASON)**

05-06	Kerri Gardin, Sr., 29 games	289
13-14	Uju Ugoka, Sr., 29 games	277
81-82	Tammie Edwards, Jr., 28 games	275
06-07	Nare Diawara, Sr., 34 games	274
85-86	Susan Walvius, Sr., 28 games	272
94-95	Jenny Root, Sr., 31 games	253
88-89	Missy Sallade, Jr., 29 games	252
01-02	Ieva Kublina, So., 32 games	249
95-96	Michelle Hollister, So., 27 games	245
97-98	Tere Williams, Fr., 31 games	239

**REBOUNDING AVERAGE (CAREER)**

97-01	Tere Williams, 118 games	7.2
91-95	Jenny Root, 117 games	7.0
76-79	Karen Garbis, 62 games	7.0
79-83	Tammie Edwards, 107 games	7.0
83-87	Renee Dennis, 115 games	6.9
00-04	Ieva Kublina, 126 games	6.7
02-06	Kerri Gardin, 119 games	6.6
79-81	Julie Williams, 58 games	6.3
01-05	Erin Gibson, 94 games	6.1
82-86	Susan Walvius, 105 games	6.1

**REBOUNDING AVERAGE (SEASON)**

05-06	Kerri Gardin, Sr., 29 games	10.0
81-82	Tammie Edwards, Jr., 28 games	9.8

85-86	Susan Walvius, Sr., 28 games	9.7
13-14	Uju Ugoka, Sr., 29 games	9.6
95-96	Michelle (Hollister) Houseright, So., 27 games	9.1
88-89	Missy Sallade, Jr., 29 games	8.7
82-83	Tammie Edwards, Sr., 25 games	8.6
89-90	Missy Sallade, Sr., 28 games	8.5
12-13	Uju Ugoka, Jr., 17 games	8.5
85-86	Renee Dennis, Jr., 27 games	8.3

**BLOCKED SHOTS (CAREER)**


00-04	Ieva Kublina, 126 games	256
82-86	Susan Walvius, 105 games	204
96-00	Kim Seaver, 115 games	136
91-95	Jenny Root, 117 games	133
01-05	Erin Gibson, 123 games	122
84-88	Michelle Bain, 110 games	109
05-09	Amber Hall, 97 games	105
02-06	Kerri Gardin, 119 games	91
03-07	Nare Diawara, 90 games	88
79-81	Julie Williams, 82 games	82

**BLOCKED SHOTS (SEASON)**

85-86	Susan Walvius, Sr., 28 games	93
01-02	Ieva Kublina, So., 32 games	86
84-85	Susan Walvius, Jr., 28 games	73
03-04	Ieva Kublina, Sr., 31 games	73
02-03	Ieva Kublina, Jr., 32 games	62
96-97	Kim Seaver, Fr., 31 games	54
07-08	Amber Hall, Jr., 30 games	53
06-07	Nare Diawara, Sr., 34 games	53
96-97	Meg Hunter, Fr., 31 games	49
13-14	Tajjah Campbell, So., 30 games	45

**STEALS (CAREER)**

81-85	Taiqua Brittingham, 105 games	252
96-01	Amy Wetzel, 129 games	235
96-99	Lisa Witherspoon, 112 games	219
03-07	Kirby Copeland, 118 games	190
05-09	Laura Haskins, 123 games	175



Lisa Witherspoon

**ASSISTS (CAREER)**

96-99	Lisa Witherspoon, 112 games	635
83-87	Maureen Donovan, 115 games	410
96-01	Amy Wetzel, 129 games	399
05-09	Laura Haskins, 123 games	389
78-81	Sandy Berry, 83 games	380
91-95	Lisa Leftwich, 111 games	371
92-96	Terri Garland, 114 games	369
02-06	Carrie Mason, 123 games	364
88-92	Phyllis Tonkin, 100 games	320
08-11	Nikki Davis, 80 games	318
10-14	Monet Tellier, 118 games	318

**ASSISTS (SEASON)**

98-99	Lisa Witherspoon, Sr., 30 games	246
97-98	Lisa Witherspoon, Jr., 31 games	219
85-86	Maureen Donovan, Jr., 28 games	164
99-00	Amy Wetzel, Jr., 31 games	152
06-07	Kirby Copeland, Sr., 34 games	146
86-87	Maureen Donovan, Sr., 29 games	143
10-11	Nikki Davis, Sr., 30 games	140
79-80	Sandy Berry, Jr., 29 games	139
08-09	Laura Haskins, Sr., 30 games	138
07-08	Laura Haskins, Jr., 30 games	133

78-81	Sandy Berry, 83 games	175
02-06	Carrie Mason, 123 games	173
02-06	Dawn Chriss, 116 games	164
91-95	Lisa Leftwich, 111 games	161
02-06	Kerri Gardin, 119 games	157
81-84	Jackie Ansley, 83 games	157

**STEALS (SEASON)**

98-99	Lisa Witherspoon, Sr., 30 games	86
83-84	Taiqua Brittingham, Jr., 29 games	78
96-97	Reneé Maitland, Jr., 31 games	77
78-79	Sandy Berry, So., 24 games	70
06-07	Kirby Copeland, Sr., 34 games	68
83-84	Jackie Ansley, Sr., 30 games	68
10-11	Nikki Davis, Sr., 30 games	67
84-85	Taiqua Brittingham, Sr., 23 games	66
82-83	Taiqua Brittingham, So., 25 games	62
97-98	Lisa Witherspoon, Jr., 31 games	62

**FREE-THROW PERCENTAGE (CAREER)**

(Minimum 1.5 made per game)

91-95	Christi Osborne, 117 games	(267-322)	.829
99-03	Chrystal Starling, 121 games	(351-425)	.826
95-99	Kelly Drinka, 83 games	(129-159)	.811
02-06	Carrie Mason, 123 games	(293-366)	.801
90-94	Sue Logsdon, 105 games	(203-257)	.790
89-93	Lisa Griffith, 102 games	(191-247)	.773
00-04	Ieva Kublina, 126 games	(344-447)	.770
96-01	Amy Wetzel, 129 games	(489-635)	.770
80-82	Maureen Corrigan, 55 games	(166-218)	.761
86-90	Amy Byrne, 113 games	(333-438)	.760

**FREE-THROW PERCENTAGE (SEASON)**

(Min. 60 attempts)

90-91	Sue Logsdon, Fr., 27 games	(72-81)	.889
93-94	Christi Osborne, Jr., 30 games	(97-111)	.874
00-01	Chrystal Starling, So., 31 games	(93-107)	.869
02-03	Chrystal Starling, Sr., 27 games	(88-102)	.863
92-93	Lisa Griffith, Sr., 28 games	(62-74)	.838
03-04	Dawn Chriss, So., 31 games	(87-104)	.837
04-05	Carrie Mason, Jr., 29 games	(64-77)	.831
90-91	Lisa Griffith, So., 27 games	(74-89)	.831
03-04	Ieva Kublina, Sr., 31 games	(95-115)	.826
88-89	Amy Byrne, Jr., 29 games	(109-133)	.820



Sue Logsdon

# THE 1,000-POINT CLUB



## RENEE DENNIS • 1,791

Year	G/GS	Min.	FG-FGA	Pct.	3P-3PA	Pct.	FT-FTA	Pct.	Reb.	Avg.	A	TO	BS	ST	Pts.	Avg.
1983-84	30/2	618	104-231	.450	-----	----	75-115	.647	148	4.9	9	50	5	11	283	9.4
1984-85	29/25	789	163-313	.521	-----	----	86-138	.623	215	7.4	11	73	8	21	412	14.2
1985-86	27/27	956	201-445	.452	-----	----	136-202	.673	224	8.3	25	98	4	22	538	19.9
1986-87	29/29	1,001	212-472	.449	-----	----	134-182	.736	205	7.1	46	100	1	22	558	19.2
Total	115/83	3,364	680-1,461	.465	-----	----	431-638	.676	792	6.9	91	321	18	76	1,791	15.6



## TERE WILLIAMS • 1,750

Year	G/GS	Min.	FG-FGA	Pct.	3P-3PA	Pct.	FT-FTA	Pct.	Reb.	Avg.	A	TO	BS	ST	Pts.	Avg.
1997-98	31/28	776	170-316	.538	0-0	.000	74-124	.597	239	7.6	16	82	16	38	414	13.4
1998-99	30/29	822	192-319	.604	0-0	.000	84-113	.750	221	7.5	27	66	22	29	468	15.6
1999-00	27/25	807	156-262	.595	0-1	.000	99-122	.811	218	8.4	19	76	14	32	411	15.1
2000-01	30/30	814	176-366	.481	1-15	.067	104-136	.764	177	5.9	30	78	16	26	457	15.2
Total	118/112	3,219	694-1263	.550	1-16	.063	361-495	.729	853	7.2	92	305	67	123	1,750	14.8



## IEVA KUBLINA • 1,647

Year	G/GS	Min.	FG-FGA	Pct.	3P-3PA	Pct.	FT-FTA	Pct.	Reb.	Avg.	A	TO	BS	ST	Pts.	Avg.
2000-01	31/3	642	87-199	.437	13-38	.342	55-85	.647	154	5.0	15	46	35	11	242	7.8
2001-02	32/32	976	198-419	.473	20-53	.377	82-107	.766	249	7.8	30	74	86	23	498	15.6
2002-03	32/32	1,046	173-383	.452	23-65	.354	112-140	.800	238	7.4	44	81	62	30	481	15.0
2003-04	31/31	999	155-374	.414	21-78	.269	95-115	.826	204	6.6	26	72	73	23	426	13.7
Total	126/98	3,663	613-1,375	.446	77-234	.329	344-447	.770	845	6.7	115	273	256	87	1,647	13.1



## JENNY ROOT • 1,582

Year	G/GS	Min.	FG-FGA	Pct.	3P-3PA	Pct.	FT-FTA	Pct.	Reb.	Avg.	A	TO	BS	ST	Pts.	Avg.
1991-92	28/1	527	94-176	.534	1-2	1.000	50-70	.714	120	4.3	12	38	27	14	239	8.5
1992-93	28/25	777	163-281	.580	0-0	.000	90-123	.732	224	8.0	22	58	39	20	416	14.9
1993-94	30/30	924	165-323	.511	0-0	.000	87-136	.640	218	7.3	21	46	30	26	417	13.9
1994-95	31/31	962	204-383	.533	0-0	.000	102-157	.650	253	8.2	29	74	37	27	510	16.5
Total	117/87	3,190	626-1,163	.538	1-2	1.000	329-486	.677	815	7.0	85	216	133	87	1,582	13.5



## CHRISTI OSBORNE • 1,500

Year	G/GS	Min.	FG-FGA	Pct.	3P-3PA	Pct.	FT-FTA	Pct.	Reb.	Avg.	A	TO	BS	ST	Pts.	Avg.
1991-92	28/20	880	120-271	.443	9-26	.333	37-45	.822	144	5.1	66	79	15	24	286	10.2
1992-93	28/28	917	149-335	.445	24-60	.400	62-79	.785	142	5.1	92	73	14	30	384	13.7
1993-94	30/30	1,000	161-373	.432	15-51	.294	97-111	.874	138	4.6	78	72	8	18	434	14.5
1994-95	31/31	1,054	151-365	.414	23-78	.295	71-87	.816	142	4.6	80	71	17	24	396	12.8
Total	117/109	3,851	581-1,344	.432	71-215	.329	267-322	.829	566	4.8	316	295	54	96	1,500	12.8



## AMY WETZEL • 1,444

Year	G/GS	Min.	FG-FGA	Pct.	3P-3PA	Pct.	FT-FTA	Pct.	Reb.	Avg.	A	TO	BS	ST	Pts.	Avg.
1996-97	6/1	180	18-43	.419	7-19	.368	28-34	.824	23	3.8	10	10	2	17	71	11.8
1997-98	31/27	908	106-235	.451	6-43	.140	112-140	.800	126	4.1	67	81	6	57	330	10.6
1998-99	30/29	1,032	127-307	.414	25-65	.385	153-203	.754	167	5.6	84	92	3	55	432	14.6
1999-00	31/31	1,059	105-242	.434	14-44	.318	101-138	.732	140	4.5	152	110	7	57	325	10.5
2000-01	31/31	950	88-206	.427	15-37	.405	95-120	.792	109	3.5	86	76	1	49	286	9.2
Total	129/119	4,129	444-1,033	.430	67-208	.322	489-635	.770	565	4.4	399	369	19	235	1,444	11.2



## CARRIE MASON • 1,369

Year	G/GS	Min.	FG-FGA	Pct.	3P-3PA	Pct.	FT-FTA	Pct.	Reb.	Avg.	A	TO	BS	ST	Pts.	Avg.
2002-03	32/30	1,108	107-229	.467	42-103	.408	82-106	.774	108	3.4	106	101	4	26	338	10.6
2003-04	31/31	1,100	114-272	.419	51-129	.395	79-99	.798	91	2.9	84	86	4	58	358	11.5
2004-05	29/29	955	97-245	.396	45-108	.417	64-77	.831	80	2.8	98	93	12	30	303	10.4
2005-06	31/31	1,016	120-260	.462	62-140	.443	68-84	.810	59	1.9	76	80	3	59	370	11.9
Total	123/121	4,179	438-1,006	.435	200-480	.417	293-366	.801	338	2.7	364	360	23	173	1,369	11.1



## CHRISTAL STARLING • 1,340


Year	G/GS	Min.	FG-FGA	Pct.	3P-3PA	Pct.	FT-FTA	Pct.	Reb.	Avg.	A	TO	BS	ST	Pts.	Avg.
1999-00	31/23	890	132-288	.458	13-29	.448	66-87	.759	119	3.8	77	104	9	44	343	11.1
2000-01	31/1	764	108-254	.425	15-50	.300	93-107	.869	136	4.4	49	83	14	27	324	10.5
2001-02	32/18	805	119-270	.441	22-68	.324	104-129	.806	97	3.0	50	60	6	33	364	11.4
2002-03	27/16	730	103-263	.392	15-63	.238	88-102	.863	105	3.9	45	78	2	25	309	11.4
Total	121/58	3,189	462-1,075	.429	65-210	.310	351-425	.826	457	3.8	221	325	31	129	1,340	11.1

**MONET TELLIER • 1,048**

Year	G/GS	Min	FG-FGA	Pct.	3P-3PA	Pct.	FT-FTA	Pct.	Reb.	Avg.	A	TO	BS	ST	Pts.	Avg.
2010-11	30/16	759	88-231	.381	13-41	.317	51-84	.607	124	4.1	52	102	7	41	240	8.0
2011-12	30/28	1024	141-427	.330	43-149	.289	87-126	.690	135	4.5	73	117	12	46	412	13.7
2012-13	30/27	900	135-360	.375	30-88	.341	96-133	.722	167	5.6	96	108	6	36	396	13.2
2013-14	28/28	912	104-249	.418	15-54	.278	60-95	.632	164	5.9	97	71	1	30	283	10.1
Total	118/99	3,675	468-1,267	.369	101-332	.304	294-438	.671	590	5.0	318	398	26	153	1,331	11.3

**AMY BYRNE • 1,291**

Year	G/GS	Min	FG-FGA	Pct.	3P-3PA	Pct.	FT-FTA	Pct.	Reb.	Avg.	A	TO	BS	ST	Pts.	Avg.
1986-87	28/0	306	38-108	.352	-----	----	46-60	.767	83	3.0	11	29	4	11	122	4.4
1987-88	28/1	490	73-177	.412	0-2	.000	27-42	.643	116	4.1	16	27	5	13	173	6.2
1988-89	29/29	882	163-324	.503	0-0	.000	109-133	.820	217	7.5	19	69	6	23	435	15.0
1989-90	28/28	894	205-412	.498	0-1	.000	151-203	.744	202	7.2	26	66	2	26	561	20.0
Total	113/58	2,572	479-1,021	.469	0-3	.000	333-438	.760	618	5.5	72	191	17	73	1,291	11.4

**UTAHYA DRYE • 1,166**

Year	G/GS	Min	FG-FGA	Pct.	3P-3PA	Pct.	FT-FTA	Pct.	Reb.	Avg.	A	TO	BS	ST	Pts.	Avg.
2006-07	24/2	428	43-101	.426	0-2	.000	21-31	.677	70	2.1	22	46	1	24	107	3.1
2007-08	30/30	985	119-259	.459	4-15	.267	47-67	.701	183	6.1	64	103	9	41	289	9.6
2008-09	30/30	1037	176-377	.467	3-15	.200	75-102	.735	195	6.5	53	102	9	48	430	14.3
2009-10	30/30	970	134-283	.473	3-7	.429	69-97	.711	197	6.6	83	108	9	40	340	11.3
Total	124/92	3,420	472-1,020	.463	10-39	.256	212-297	.714	645	5.2	222	359	28	153	1,166	9.4

**SUSAN WALVIUS • 1,161**

Year	G/GS	Min	FG-FGA	Pct.	3P-3PA	Pct.	FT-FTA	Pct.	Reb.	Avg.	A	TO	BS	ST	Pts.	Avg.
1982-83	24/0	300	63-144	.436	-----	----	13-16	.813	77	3.2	6	25	17	8	139	5.8
1983-84	25/1	317	65-143	.454	-----	----	26-36	.722	87	3.5	6	20	21	5	156	6.2
1984-85	28/26	753	175-352	.497	-----	----	41-62	.661	208	7.4	17	58	73	27	391	14.0
1985-86	28/28	884	202-407	.496	-----	----	71-97	.732	272	9.7	25	41	93	26	475	17.0
Total	105/55	2,254	505-1,046	.483	-----	----	151-211	.716	644	6.1	54	144	204	66	1,161	11.1

**ROBIN LEE • 1,147**

Year	G/GS	Min	FG-FGA	Pct.	3P-3PA	Pct.	FT-FTA	Pct.	Reb.	Avg.	A	TO	BS	ST	Pts.	Avg.
1981-82	28/26	757	126-309	.408	-----	----	98-135	.726	126	4.5	23	83	13	27	350	12.5
1982-83	25/24	640	95-255	.373	-----	----	44-74	.595	101	4.0	34	63	9	17	234	9.4
1983-84	30/30	744	105-265	.396	-----	----	79-104	.760	172	5.7	64	88	20	20	289	9.6
1984-85	29/26	639	108-233	.464	-----	----	58-74	.784	97	3.3	58	82	8	26	274	9.4
Total	112/106	2,780	434-1,062	.409	-----	----	279-387	.721	496	4.4	79	316	50	90	1,147	10.2

**DAWN CHRISS • 1,121**

Year	G/GS	Min	FG-FGA	Pct.	3P-3PA	Pct.	FT-FTA	Pct.	Reb.	Avg.	A	TO	BS	ST	Pts.	Avg.
2002-03	25/0	235	28-54	.519	0-0	.000	23-32	.719	44	1.8	21	17	3	14	79	3.2
2003-04	31/31	943	114-237	.481	1-3	.333	87-104	.837	146	4.7	72	81	28	44	316	10.2
2004-05	29/29	789	118-241	.490	1-8	.125	81-112	.723	123	4.2	62	55	14	49	318	11.0
2005-06	31/31	908	164-326	.503	3-14	.214	77-110	.700	139	4.5	65	77	16	57	408	13.2
Total	116/91	2,875	424-858	.494	5-25	.200	268-358	.749	452	3.9	220	230	61	164	1,121	9.7

**ERIN GIBSON • 1,117**

Year	G/GS	Min	FG-FGA	Pct.	3P-3PA	Pct.	FT-FTA	Pct.	Reb.	Avg.	A	TO	BS	ST	Pts.	Avg.
2001-02	32/0	533	84-168	.500	0-0	.000	34-59	.576	148	4.6	9	52	26	22	202	6.3
2002-03	31/30	916	118-249	.474	0-1	.000	64-126	.508	216	7.0	30	66	29	28	300	9.7
2003-04	31/30	956	111-229	.485	0-0	.000	65-108	.602	215	6.9	24	64	24	13	287	9.3
2004-05	29/29	858	126-280	.450	0-1	.000	76-122	.623	173	6.0	32	60	43	29	328	11.3
Total	123/89	3,263	439-926	.474	0-2	.000	239-415	.576	752	6.1	95	242	122	92	1,117	9.1

**MICHELLE (HOLLISTER) HOUSERIGHT • 1,112**

Year	G/GS	Min	FG-FGA	Pct.	3P-3PA	Pct.	FT-FTA	Pct.	Reb.	Avg.	A	TO	BS	ST	Pts.	Avg.
1994-95	28/0	255	23-92	.250	2-13	.154	18-26	.692	59	2.1	16	34	11	15	66	2.4
1995-96	27/26	816	177-360	.492	6-19	.316	107-172	.622	245	9.1	24	76	23	53	467	17.3
1996-97	Did not play															
1997-98	29/6	652	108-217	.498	0-0	.000	60-94	.638	165	5.7	35	64	12	27	276	9.5
1998-99	31/11	669	118-243	.486	1-2	.500	66-88	.750	140	4.5	30	47	7	46	303	9.8
Total	115/43	2,392	426-912	.467	9-34	.265	251-380	.661	609	5.3	105	221	53	141	1,112	9.7

# THE 1,000-POINT CLUB



## KIRBY COPELAND • 1,094

Year	G/GS	Min	FG-FGA	Pct.	3P-3PA	Pct.	FT-FTA	Pct.	Reb.	Avg.	A	TO	BS	ST	Pts.	Avg.
2003-04	30/0	346	38-97	.392	0-0	.000	24-39	.615	70	2.3	29	56	3	26	100	3.3
2004-05	26/13	508	75-208	.361	0-7	.000	72-101	.713	101	3.9	55	69	2	38	222	8.5
2005-06	30/29	768	114-291	.392	2-15	.133	63-103	.612	100	3.3	87	92	3	58	293	9.8
2006-07	32/32	1002	191-447	.428	18-69	.261	79-124	.637	118	3.7	146	125	6	68	479	15.0
Total	118/74	2624	418-1042	.401	20-91	.220	238-367	.649	389	3.3	317	342	14	190	1094	9.3



## SARAH HICKS • 1,092

Year	G/GS	Min	FG-FGA	Pct.	3P-3PA	Pct.	FT-FTA	Pct.	Reb.	Avg.	A	TO	BS	ST	Pts.	Avg.
1997-98	25/0	232	37-80	.463	15-40	.375	17-26	.654	39	1.6	19	25	2	3	106	4.6
1998-99	(redshirted)															
1999-00	31/22	908	114-287	.397	36-140	.257	36-52	.692	144	4.6	78	70	11	18	300	9.7
2000-01	31/31	895	107-246	.435	42-108	.389	44-59	.746	164	5.3	84	60	6	29	300	9.7
2001-02	32/32	1,101	133-309	.430	64-160	.400	56-76	.737	168	5.3	112	81	13	11	386	12.1
Total	119/85	3,136	391-922	.424	157-448	.350	153-213	.718	515	4.3	293	236	32	61	1,092	9.2



## ANGIE KELLY • 1,092

Year	G/GS	Min	FG-FGA	Pct.	3P-3PA	Pct.	FT-FTA	Pct.	Reb.	Avg.	A	TO	BS	ST	Pts.	Avg.
1982-83	22/0	215	40-105	.381	-----	----	24-32	.750	31	1.4	19	23	0	11	104	4.7
1983-84	29/3	599	128-264	.485	-----	----	59-83	.711	76	2.6	36	63	2	41	315	10.9
1984-85	29/26	639	130-303	.429	-----	----	55-76	.724	77	2.7	88	80	4	57	315	10.9
1985-86	24/24	791	153-348	.440	-----	----	52-66	.788	93	3.8	65	69	3	31	358	14.9
Total	104/53	2,244	451-1,020	.442	-----	----	190-257	.739	277	2.6	208	235	9	140	1,092	10.5



## MICHELLE BAIN • 1,068

Year	G/GS	Min	FG-FGA	Pct.	3P-3PA	Pct.	FT-FTA	Pct.	Reb.	Avg.	A	TO	BS	ST	Pts.	Avg.
1984-85	25/0	198	39-77	.506	-----	----	18-34	.529	63	2.5	1	26	12	7	96	3.8
1985-86	28/6	480	73-163	.448	-----	----	44-77	.571	145	5.2	7	55	27	12	190	6.8
1986-87	29/28	695	131-249	.526	-----	----	49-92	.533	195	6.7	14	72	43	21	311	10.7
1987-88	28/27	766	204-362	.564	0-0	.000	63-113	.558	215	7.7	11	69	27	19	471	16.8
Total	110/61	2,139	447-851	.525	0-0	.000	174-316	.556	618	5.6	33	222	109	59	1,068	9.7



## KERRI GARDIN • 1,061

Year	G/GS	Min	FG-FGA	Pct.	3P-3PA	Pct.	FT-FTA	Pct.	Reb.	Avg.	A	TO	BS	ST	Pts.	Avg.
2002-03	30/5	546	53-132	.402	0-0	.000	24-38	.632	96	3.2	52	59	20	24	130	4.4
2003-04	31/29	799	88-256	.344	2-6	.333	64-95	.674	167	5.4	90	91	17	36	242	7.8
2004-05	29/20	750	128-285	.449	7-29	.241	59-96	.615	232	8.0	48	60	29	39	322	11.1
2005-06	29/27	822	150-333	.450	6-17	.353	61-103	.592	289	10.0	69	70	25	58	367	12.7
Total	119/81	2,917	419-1,006	.417	15-52	.288	208-332	.627	784	6.6	259	280	91	157	1,061	8.9



## LISA GRIFFITH • 1,033

Year	G/GS	Min	FG-FGA	Pct.	3P-3PA	Pct.	FT-FTA	Pct.	Reb.	Avg.	A	TO	BS	ST	Pts.	Avg.
1989-90	20/0	118	14-45	.311	0-0	.000	12-19	.632	36	1.8	3	6	4	1	40	2.0
1990-91	27/26	708	119-254	.469	7-18	.389	74-89	.831	137	5.1	17	39	21	17	319	11.8
1991-92	27/27	659	132-264	.500	26-58	.448	43-65	.662	130	4.8	20	49	18	16	333	12.3
1992-93	28/28	725	124-269	.461	31-82	.378	62-74	.838	177	6.3	22	57	34	26	341	12.2
Total	102/81	2,210	389-832	.468	64-158	.405	191-247	.773	480	4.7	62	151	77	60	1,033	10.1



## BRITTANY COOK • 1,006

Year	G/GS	Min	FG-FGA	Pct.	3P-3PA	Pct.	FT-FTA	Pct.	Reb.	Avg.	A	TO	BS	ST	Pts.	Avg.
2004-05	DNP -- Knee surgery															
2005-06	30/0	384	42-114	.368	15-57	.263	13-29	.448	56	1.9	23	28	6	18	112	3.7
2006-07	34/25	939	145-298	.487	20-69	.290	47-62	.758	166	4.9	74	88	10	42	357	10.5
2007-08	30/30	1014	206-410	.502	30-84	.357	95-124	.766	191	6.4	76	134	12	49	537	17.9
Total	94/55	2337	393-822	.478	65-210	.310	155-215	.721	413	4.4	173	250	28	109	1006	10.7

# ALL-TIME BEST PERFORMANCES IN THE CASSELL



## INDIVIDUAL (VIRGINIA TECH)

Points	34	Renee Dennis vs. Memphis State (2/7/87)
FG made	14	Renee Dennis vs. Florida State (1/3/87) & vs. Memphis State (2/7/87)
FG att.	30	Renee Dennis vs. Memphis State (2/7/87)
3-pt. FG made	6	Sarah Hillyer vs. Florida State (2/3/90)
	6	Jeni Garber vs. West Virginia (12/20/90)
3-pt. FG att.	15	Aerial Wilson vs. Clemson (2/3/12)
	15	Sarah Hicks vs. Duke (12/8/99)
FT made	15	Robin Lee vs. Florida State (1/16/82)
FT att.	17	Robin Lee vs. Florida State (1/16/82)
Off. Reb.	11	Utahya Drye vs. USC Upstate (2/2/09)
Def. Reb.	15	Kerri Gardin vs. Virginia (2/13/05)
Tot. Reb.	21	Kerri Gardin vs. Virginia (2/13/05)
	21	Nicole Jones vs. Hampton (12/29/99)
Assists	13	Lisa Leftwich vs. VCU (2/8/92)
	13	Lisa Witherspoon vs. Dayton (1/4/99)
Turnovers	13	Sherry Banks vs. George Washington (1/21/97)
Blocks	9	Susan Walvius vs. Florida State (1/4/86)
Steals	9	Taiqua Brittingham vs. Northwestern (12/22/83)

## INDIVIDUAL (OPPONENT)

Points	36	Anna Freeman, Appalachian State (11/14/12)
FG made	16	Heather Burge, Virginia (12/8/92)
FG att.	36	Vivian Greene, Norfolk State (1/15/77)
3-pt. FG made	6	Anna Freeman, Appalachian State (11/14/12)
	6	Janine Aldridge, William & Mary (11/21/11)
	6	Amy Watson, UT Martin (12/28/02)
	6	Rachelle Racht, Fordham (3/1/96)
3-pt. FG att.	15	Ali Ford, Elon (11/18/10)
		Krystal Garrison, Longwood (1/25/09)
FT made	15	Paula Dolan, Charleston (12/19/81)
		Lisa Allison, Campbell vs. Drexel (12/30/92)
		Angela Crosby, App. St. vs. W&M (12/29/93)
FT att.	19	Paula Dolan, Charleston (12/19/81)
Off. Reb.	10	Avery Warley, Liberty (12/30/08)
Def. Reb.	15	Carolin Dehn-Duhr, JMU (12/10/88)
Tot. Reb.	23	Jenette Reed, Marshall vs. Campbell (12/29/92)
Assists	11	Sharnee Zoll, Virginia (2/17/08)
		Jasmine Young, ECU vs. Georgetown (12/29/07)
		Jayne Chikos, Elon vs. Hampton (12/30/01)
		Jaymee Wappes, BGU vs. Hampton (12/30/99)
		Corey Hewitt, Loyola, Md. vs. S.C. (12/29/96)
		Jan Cameron, UT-Chattanooga (1/8/94)
		Angela Jackson, Old Dominion (12/21/89)
Turnovers	14	Karin Vadelund, G. Washington (12/4/88)
Blocks	11	Svetlana Pankratova, VCU (2/12/94)
Steals	9	Laine Selwyn, Pittsburgh (12/21/89)

## TEAM (VIRGINIA TECH)

Points	105	vs. Cincinnati (2/10/84)
		vs. Southern Mississippi (12/28/04)
FG made	44	vs. West Virginia Wesleyan (11/18/80)
FG att.	94	vs. Appalachian State (11/17/79)
3-pt. FG made	13	vs. Bucknell (11/17/13)
3-pt. FG att.	26	vs. Syracuse (1/4/03)
FT made	43	vs. Yale (1/9/82)
FT att.	58	vs. Yale (1/9/82)
Off. Reb.	43	vs. Liberty (1/8/90)
Def. Reb.	43	vs. Longwood (2/10/11)
Tot. Reb.	75	vs. Liberty (1/8/90)
Assists	28	vs. Florida State (2/20/88); vs. Tulane (1/10/85)
		vs. Bucknell (11/17/13)
Turnovers	38	vs. East Tennessee State (12/10/77)
Blocks	14	vs. East Tennessee State (12/21/93)
Steals	19	vs. Charleston (12/5/86)

## TEAM (OPPONENT)

Points	108	Old Dominion (1/27/78)
FG made	45	Old Dominion (1/27/78)
FG att.	91	Cincinnati (2/10/84)
3-pt. FG made	14	Connecticut (2/7/01)
3-pt. FG att.	28	USC Upstate (2/2/09)
		Connecticut (2/7/01)
FT made	32	Radford (1/20/93)
FT att.	43	Florida State (1/3/87)
	43	Radford (12/6/86)
Off. Reb.	29	North Carolina (1/14/10)
Def. Reb.	39	Maryland (2/4/08)
Tot. Reb.	62	Virginia Union (2/9/78)
Assists	24	Connecticut (2/7/01)
Turnovers	47	Radford (11/28/81)
		Appalachian State (11/17/79)
Blocks	13	Virginia Commonwealth (2/12/94)
Steals	22	Virginia (12/8/87)

# YEAR-BY-YEAR RESULTS

## 1976-77

**Coach: John Wetzel**

**Record: 7-9**

Dec. 4	Virginia State	L	42-46
Dec. 9	at Virginia	L	52-54
Dec. 14	at Bridgewater	W	59-55
Jan. 5	at East Tennessee State	L	58-71
Jan. 12	at Radford	L	50-60
Jan. 15	Norfolk State	L	55-68
Jan. 18	Emory & Henry	W	49-48
Jan. 25	Longwood	W	59-47
Jan. 28	at William & Mary	W	57-47
Feb. 2	at Old Dominion	L	39-82
Feb. 3	at VCU	W	53-43
Feb. 15	Roanoke	W	71-68
Feb. 19	James Madison	W	56-46
Feb. 24	Virginia	L	58-67
Mar. 3	vs. James Madison <sup>1</sup>	L	37-47
Mar. 4	vs. Norfolk State <sup>1</sup>	L	49-56

1 - Virginia State Tournament - Norfolk, Va.

## 1977-78

**Coach: Carolyn Owen**

**Record: 8-16**

Dec. 7	Bridgewater	L	65-77
Dec. 9	Emory & Henry	W	61-52
Dec. 10	East Tennessee State	L	57-78
Dec. 19	vs. George Washington <sup>1</sup>	W	65-57
Dec. 20	vs. William & Mary <sup>1</sup>	L	65-80
Jan. 9	at Virginia	L	39-54
Jan. 16	Morris Harvey	L	78-81
Jan. 20	at Virginia State	L	55-81
Jan. 21	at Norfolk State	L	68-86
Jan. 24	Radford	L	52-73
Jan. 27	#7 Old Dominion	L	48-108
Feb. 3	VCU	W	87-45
Feb. 4	William & Mary	W	65-57
Feb. 7	at Longwood	L	59-68
Feb. 9	Virginia Union	W	73-68
Feb. 16	at James Madison	L	47-66
Feb. 17	at VCU	W	75-47
Feb. 20	at Radford	L	68-81
Feb. 22	at West Virginia	L	72-75
Feb. 25	at Emory & Henry	W	75-59
Feb. 27	at East Tennessee State	L	64-74
Feb. 28	at Roanoke	W	76-56
Mar. 2	at Old Dominion <sup>2</sup>	L	53-83
Mar. 3	vs. Virginia <sup>2</sup>	L	38-58

1 - VCU Christmas Tournament - Richmond, Va.  
2 - Virginia State Tournament - Norfolk, Va.

## 1978-79

**Coach: Carol Alfano**

**Record: 9-15**

Nov. 28	at Marshall	L	67-70
Nov. 29	at Morris Harvey	L	69-82
Dec. 6	at Bridgewater	W	70-58
Dec. 9	Wake Forest	L	65-75
Jan. 12	Norfolk State	W	83-62
Jan. 13	Charlotte	L	65-67
Jan. 17	Virginia	L	58-64
Jan. 22	West Virginia Wesleyan	W	83-78
Jan. 23	Virginia State	L	67-69
Jan. 26	at George Washington	L	65-76
Jan. 27	at Virginia Union	L	59-73
Jan. 30	James Madison	W	57-49
Feb. 1	Lenoir-Rhyne	L	73-87
Feb. 2	American	L	72-73
Feb. 8	at Old Dominion	L	47-91
Feb. 9	at Georgetown	L	57-62
Feb. 14	Radford	L	60-66
Feb. 15	Longwood	W	81-55
Feb. 21	West Virginia	W	73-61
Feb. 23	at William & Mary	W	64-59
Feb. 24	at VCU	L	56-69
Mar. 1	James Madison <sup>1</sup>	L	64-66
Mar. 2	VCU <sup>1</sup>	W	75-54
Mar. 3	Norfolk State <sup>1</sup>	W	70-53

1 - Virginia State Tournament - Blacksburg, Va.

## 1979-80

**Coach: Carol Alfano**

**Record: 17-12**

Nov. 17	Appalachian State	W	78-55
Nov. 20	at East Tennessee State	W	75-63
Nov. 28	at North Carolina	L	73-82
Dec. 1	VCU	W	87-66
Dec. 8	at South Carolina	L	68-86
Dec. 17	at Florida State <sup>1</sup>	L	57-67

Dec. 18	vs. St Louis <sup>1</sup>	W	71-60
Dec. 19	vs. Cincinnati <sup>1</sup>	L	58-66
Jan. 4	George Washington	L	53-57
Jan. 6	East Carolina	L	58-75
Jan. 8	William & Mary	W	60-56
Jan. 10	Marshall	W	70-57
Jan. 14	vs. Virginia <sup>2</sup>	L	38-48
Jan. 18	at Norfolk State	W	65-61
Jan. 21	Virginia Union	W	71-62
Jan. 23	at Virginia State	W	63-50
Jan. 26	Charlotte	L	61-66
Jan. 29	at James Madison	W	62-55
Jan. 31	Winthrop <sup>3</sup>	W	60-54
Feb. 2	East Tennessee State <sup>3</sup>	W	65-54
Feb. 5	Old Dominion	L	52-78
Feb. 9	at Florida State	W	77-54
Feb. 11	Charleston WV	W	66-59
Feb. 15	at Longwood	W	75-58
Feb. 19	at Pittsburgh	L	54-76
Feb. 20	at West Virginia	W	71-67
Feb. 23	at Radford	W	63-62
Feb. 24	Cincinnati	L	53-54
Feb. 27	Virginia Union <sup>4</sup>	L	52-63

1 - Metro Tournament - Tallahassee, Fla.  
2 - in Richmond, Va.  
3 - Virginia Tech Invitational - Blacksburg, Va.  
4 - Virginia State Tournament - Blacksburg, Va.

## 1980-81

**Coach: Carol Alfano**

**Record: 13-17**

Nov. 18	West Virginia Wesleyan	W	100-46
Nov. 23	at East Carolina	L	65-70
Nov. 24	at N.C. State	L	68-94
Nov. 29	William & Mary	W	65-63
Dec. 1	South Carolina	F	42-78
Dec. 5	vs. Delaware <sup>1</sup>	W	75-54
Dec. 6	at George Washington <sup>1</sup>	L	54-57
Dec. 11	Virginia State	W	62-45
Dec. 13	vs. West Virginia <sup>2</sup>	W	74-67
Dec. 19	vs. Carson-Newman <sup>3</sup>	W	71-56
Dec. 20	at East Tennessee State <sup>3</sup>	L	50-88
Dec. 29	vs. Georgia <sup>4</sup>	L	50-65
Jan. 3	vs. Virginia <sup>5</sup>	L	43-58
Jan. 10	Louisville	L	72-89
Jan. 12	Norfolk State	W	73-37
Jan. 14	at Charlotte	L	67-69
Jan. 17	at Cincinnati	L	58-78
Jan. 24	Duke	W	65-55
Jan. 28	James Madison	W	66-58
Feb. 2	East Tennessee State	W	62-56
Feb. 5	vs. Louisville <sup>6</sup>	L	64-81
Feb. 6	vs. St Louis <sup>6</sup>	L	65-72
Feb. 14	at Charleston WV	L	58-60
Feb. 16	at Marshall	W	79-61
Feb. 21	at Appalachian State	L	58-64
Feb. 23	at Virginia Union	L	51-55
Mar. 3	at #3 Old Dominion	L	39-85
Mar. 6	at James Madison <sup>7</sup>	W	71-65
Mar. 7	vs. #6 Old Dominion <sup>7</sup>	L	54-65
Mar. 8	vs. Virginia <sup>7</sup>	L	41-49

1 - George Washington Tournament - Washington, D.C.  
2 - in Charleston, W. Va.  
3 - ETSU Christmas Tournament - Johnson City, Tenn.  
4 - in Harrison, Tenn.  
5 - in Roanoke, Va.  
6 - Metro Tournament - New Orleans, La.  
7 - Virginia State Tournament - Harrisonburg, Va.

## 1981-82

**Coach: Carol Alfano**

**Record: 16-12; Metro: 0-5**

Nov. 24	at William & Mary	W	89-58
Nov. 28	Radford	W	81-63
Dec. 4	vs. American <sup>1</sup>	W	92-57
Dec. 5	at George Washington <sup>1</sup>	W	73-54
Dec. 7	Old Dominion	L	45-82
Dec. 11	at Duke	L	58-71
Dec. 19	Charleston WV	W	88-74
Dec. 27	vs. Queens <sup>2</sup>	W	100-51
Dec. 28	vs. Detroit Mercy <sup>2</sup>	L	47-65
Dec. 29	vs. DePaul <sup>2</sup>	W	62-61
Jan. 2	vs. West Virginia <sup>3</sup> (2 OT)	L	81-82
Jan. 6	Appalachian State	W	64-57
Jan. 9	Yale	W	95-66
Jan. 12	at East Tennessee State	L	60-80
Jan. 16	Florida State <sup>*</sup>	L	82-93
Jan. 18	Marshall	W	71-52
Jan. 22	Louisville <sup>*</sup>	L	68-72
Jan. 25	#5 N.C. State	L	47-48

Jan. 29	vs. Tulane <sup>*</sup>	L	64-72
Jan. 31	at Cincinnati <sup>*</sup>	L	81-86
Feb. 3	Memphis <sup>*</sup>	L	68-77
Feb. 6	vs. Virginia <sup>3</sup>	W	63-56
Feb. 10	at James Madison	W	85-74
Feb. 13	North Carolina	W	76-74
Feb. 16	Liberty	W	77-44
Feb. 20	Roanoke	W	100-67
Feb. 25	vs. Tulane <sup>5</sup>	W	62-52
Feb. 26	at Memphis <sup>5</sup>	L	59-83

1 - Belaire Classic - Washington, D.C.  
2 - Queens College Tournament - Flushing, N.Y.  
3 - in Roanoke, Va.  
4 - in Cincinnati, Ohio  
5 - Metro Tournament - Memphis, Tenn.

## 1982-83

**Coach: Carol Alfano**

**Record: 13-12; Metro: 2-3**

Nov. 29	at Marshall	W	73-69
Dec. 1	East Tennessee State	W	64-63
Dec. 6	at #12 N.C. State	L	63-79
Dec. 9	at Radford	W	73-63
Dec. 11	Howard	W	78-54
Dec. 18	at Charleston WV	W	81-64
Dec. 20	at Old Dominion	L	53-84
Dec. 27	vs. St John's <sup>1</sup>	L	60-64
Dec. 28	vs. Temple <sup>1</sup> (2 OT)	L	83-85
Jan. 4	#11 Tennessee	L	47-55
Jan. 8	at Virginia	L	66-70
Jan. 15	at West Virginia	L	66-71
Jan. 17	at Appalachian State	W	92-79
Jan. 22	at Memphis <sup>*</sup>	L	60-78
Jan. 29	Cincinnati <sup>*</sup>	W	86-63
Jan. 31	Louisville <sup>*</sup>	W	68-61
Feb. 5	VCU	W	81-57
Feb. 8	at Charlotte	W	66-60
Feb. 11	at Cincinnati <sup>*</sup>	L	58-81
Feb. 13	at Louisville <sup>*</sup>	L	54-63
Feb. 16	James Madison	W	57-47
Feb. 19	Morehead State	W	61-60
Feb. 21	at #20 North Carolina	L	83-100
Feb. 28	at Liberty	W	78-74
Mar. 6	vs. Memphis <sup>2</sup>	L	64-72

1 - Queens College Holiday Classic - Flushing, N.Y.  
2 - Metro Tournament - Louisville, Ky.

## 1983-84

**Coach: Carol Alfano**

**Record: 15-15; Metro: 4-6**

Nov. 26	Charleston WV	W	101-85
Nov. 29	at East Tennessee State	L	60-67
Dec. 10	at Howard	W	89-65
Dec. 17	Marshall	W	76-64
Dec. 20	Georgia Southern <sup>1</sup>	W	84-61
Dec. 21	Mississippi State <sup>1</sup>	L	87-89
Dec. 22	Northwestern <sup>1</sup>	W	85-77
Dec. 30	vs. North Carolina <sup>2</sup>	L	52-73
Dec. 31	vs. #13 N.C. State <sup>2</sup>	L	63-74
Jan. 4	vs. Virginia <sup>3</sup>	L	70-88
Jan. 7	Appalachian State	W	95-76
Jan. 10	at #8 Tennessee	L	63-77
Jan. 13	West Virginia	W	73-62
Jan. 16	at Morehead State	W	75-62
Jan. 21	Memphis <sup>*</sup>	L	62-74
Jan. 28	at Cincinnati <sup>*</sup>	W	92-86
Jan. 30	at Louisville <sup>*</sup>	L	72-81
Feb. 4	Florida State <sup>*</sup>	W	68-63
Feb. 6	Louisville <sup>*</sup>	W	93-61
Feb. 10	Cincinnati <sup>*</sup>	W	101-93
Feb. 13	at VCU	W	81-63
Feb. 18	at South Carolina <sup>*</sup>	L	74-89
Feb. 21	at James Madison	L	59-72
Feb. 24	at Southern Miss. <sup>*</sup>	L	75-91
Feb. 26	at Tulane <sup>*</sup>	L	59-64
Mar. 1	#5 Old Dominion	L	67-100
Mar. 3	South Carolina <sup>*</sup>	L	70-80
Mar. 5	vs. Southern Miss. <sup>4</sup>	W	94-86
Mar. 6	vs. Louisville <sup>4</sup>	L	60-63
Mar. 7	vs. South Carolina <sup>4</sup>	W	89-76

1 - Marriott-Converse Christmas Classic - Blacksburg, Va.  
2 - Dogwood Classic - Fayetteville, N.C.  
3 - in Roanoke, Va.  
4 - Metro Tournament - Cincinnati, Ohio

## 1984-85

**Coach: Carol Alfano**

**Record: 16-13; Metro: 4-6**

Nov. 23	at Tennessee Tech <sup>1</sup>	L	79-94
Nov. 24	vs. Ohio <sup>1</sup>	L	77-79

Nov. 28	East Tennessee State	W	74-51
Dec. 1	vs. North Carolina <sup>2</sup>	W	74-73
Dec. 14	at Charleston WV	W	109-81
Dec. 17	UT-Chattanooga <sup>3</sup>	W	75-59
Dec. 18	#19 Auburn <sup>3</sup>	L	60-75
Dec. 19	#16 Louisiana State <sup>3</sup>	W	86-77
Dec. 29	at Clemson	L	90-101
Jan. 6	at Florida State <sup>*</sup>	L	77-85
Jan. 10	Tulane <sup>*</sup>	W	104-64
Jan. 12	Southern Miss. <sup>*</sup>	L	73-93
Jan. 16	at #15 Virginia	L	62-74
Jan. 18	at Mississippi State	W	72-66
Jan. 19	at Memphis <sup>*</sup>	L	72-77
Jan. 21	James Madison	W	73-62
Jan. 26	at Cincinnati <sup>*</sup>	L	79-90
Jan. 28	at Louisville <sup>*</sup>	W	79-74
Jan. 30	#02 Old Dominion	L	76-86
Feb. 2	South Carolina <sup>*</sup>	W	59-58
Feb. 7	Cincinnati <sup>*</sup>	W	86-74
Feb. 10	Louisville <sup>*</sup>	L	68-70
Feb. 12	at Marshall	W	85-74
Feb. 15	at Appalachian State	W	79-75
Feb. 21	at South Carolina <sup>*</sup>	L	72-76
Feb. 25	VCU	W	90-57
Feb. 27	Radford	W	71-64
Mar. 3	vs. Florida State <sup>4</sup>	W	86-65
Mar. 4	vs. Memphis <sup>4</sup>	L	85-93

1 - Tennessee Tech Classic - Cookeville, Tenn.  
2 - in Salem, Va.  
3 - Marriott-Converse Christmas Classic - Blacksburg, Va.  
4 - Metro Tournament - Hattiesburg, Miss.

## 1985-86

**Coach: Carol Alfano**

**Record: 13-15; Metro: 4-6**

Nov. 23	Charlotte	W	92-65
Nov. 27	Clemson	L	76-77
Nov. 30	at #5 Old Dominion	W	73-72
Dec. 4	at #19 North Carolina	L	73-75
Dec. 10	vs. #7 Virginia <sup>1</sup>	L	58-87
Dec. 14	Marshall	W	91-71
Dec. 20			



# YEAR-BY-YEAR RESULTS

Feb. 7	Memphis *	L	81-82
Feb. 9	Southern Miss. *	W	76-65
Feb. 14	at #3 Auburn	L	53-81
Feb. 16	at Mercer	W	117-84
Feb. 21	Cincinnati * (OT)	W	77-68
Feb. 23	Louisville *	W	78-73
Mar. 2	at VCU	L	74-85
Mar. 5	Florida State <sup>5</sup>	W	68-67
Mar. 6	South Carolina <sup>5</sup>	L	55-59

- 1 - Lady Sunshine Classic - Orlando, Fla.  
2 - Converse Christmas Classic - Blacksburg, Va.  
3 - Old Dominion Classic - Norfolk, Va.  
4 - Texaco/Wildcat Tournament - Villanova, Pa.  
5 - Metro Tournament - Blacksburg, Va.

## 1987-88

**Coach: Carol Alfano**

**Record: 12-16; Metro: 4-8**

Nov. 27	vs. Morehead State <sup>1</sup>	W	59-52
Nov. 28	at Appalachian State <sup>1</sup>	W	79-71
Dec. 5	Richmond	W	70-58
Dec. 8	#6 Virginia	L	57-74
Dec. 12	at George Washington	L	55-71
Dec. 18	at William & Mary	W	58-51
Dec. 29	vs. #7 Mississippi <sup>2</sup>	L	57-60
Dec. 30	vs. Colgate <sup>2</sup>	W	94-50
Jan. 2	VCU	W	75-74
Jan. 9	at Southern Miss. *	L	75-78
Jan. 11	at Memphis *	W	73-61
Jan. 16	Louisville *	W	68-67
Jan. 18	Cincinnati *	L	47-50
Jan. 20	Old Dominion	L	56-77
Jan. 23	at Charleston WV	W	67-65
Jan. 25	at #20 James Madison	L	39-79
Jan. 30	at Florida State *	L	59-61
Feb. 1	at South Carolina *	L	44-75
Feb. 4	Charlotte	L	55-69
Feb. 6	Southern Miss. *	L	68-79
Feb. 8	Memphis *	L	84-89
Feb. 10	at Radford	W	77-74
Feb. 13	at Cincinnati *	L	62-74
Feb. 15	at Louisville *	W	62-59
Feb. 20	Florida State *	W	97-81
Feb. 29	at Kentucky	L	79-80
Mar. 5	South Carolina *	L	69-73
Mar. 10	vs. Southern Miss. <sup>3</sup>	L	60-73

- 1 - Appalachian State/Sheraton Classic - Boone, N.C.  
2 - St. Peter's Tournament - Jersey City, N.J.  
3 - Metro Tournament - Tallahassee, Fla.

## 1988-89

**Coach: Carol Alfano**

**Record: 16-13; Metro: 7-5**

Nov. 26	vs. Bradley <sup>1</sup>	W	75-57
Nov. 27	at Syracuse <sup>1</sup> (OT)	L	74-76
Nov. 29	at #10 Virginia	L	73-75
Dec. 4	George Washington	L	51-35
Dec. 10	James Madison	L	49-72
Dec. 17	at Old Dominion	L	63-68
Dec. 19	at VCU (OT)	L	76-88
Dec. 29	vs. Houston <sup>2</sup>	L	69-80
Dec. 30	vs. Connecticut <sup>2</sup>	W	65-63
Jan. 4	at Richmond	L	54-79
Jan. 9	Cincinnati *	W	52-49
Jan. 14	at Memphis *	W	75-62
Jan. 16	at Southern Miss. *	L	73-82
Jan. 21	Florida State *	W	68-67
Jan. 23	George Mason	W	67-49
Jan. 28	at Florida State *	L	66-69
Jan. 30	at South Carolina *	L	52-86
Feb. 4	at Louisville *	W	73-62
Feb. 6	at Cincinnati *	L	50-66
Feb. 11	Memphis *	W	74-55
Feb. 13	Southern Miss. *	L	64-72
Feb. 17	Charleston WV	W	77-50
Feb. 19	Kentucky	W	75-66
Feb. 21	at Charlotte	W	78-57
Feb. 25	South Carolina *	W	63-59
Mar. 1	Radford	W	71-59
Mar. 4	Louisville *	W	65-57
Mar. 9	at Memphis <sup>3</sup>	W	78-63
Mar. 10	vs. Southern Miss. <sup>3</sup>	L	62-70

- 1 - Carrier Classic - Syracuse, N.Y.  
2 - Cardinal Classic - Stanford, Calif.  
3 - Metro Tournament - Memphis, Tenn.

## 1989-90

**Coach: Carol Alfano**

**Record: 14-14; Metro: 8-6**

Nov. 25	West Virginia State	W	93-40
Nov. 28	at #1 Tennessee	L	55-81

Dec. 1	vs. St. John's <sup>1</sup>	L	67-78
Dec. 2	vs. Ohio <sup>1</sup>	L	55-62
Dec. 6	at George Mason	L	54-69
Dec. 21	#23 Old Dominion	L	72-84
Dec. 29	vs. Boston College <sup>2</sup>	W	74-65
Dec. 30	at Richmond <sup>2</sup>	L	58-66
Jan. 3	#10 Virginia	L	77-79
Jan. 6	Florida State *	L	64-68
Jan. 8	Liberty	W	80-54
Jan. 13	at Memphis *	W	69-68
Jan. 15	at Southern Miss. *	L	63-85
Jan. 20	Tulane *	W	82-59
Jan. 23	VCU	W	64-52
Jan. 27	at Cincinnati *	W	56-42
Jan. 29	at Louisville *	W	65-54
Feb. 3	at Florida State *	L	52-69
Feb. 5	at South Carolina *	L	47-72
Feb. 10	Memphis *	W	77-59
Feb. 12	Southern Miss. *	L	53-62
Feb. 17	James Madison (OT)	W	53-50
Feb. 21	South Carolina *	L	59-67
Feb. 24	Cincinnati *	W	72-59
Feb. 26	Louisville *	W	81-62
Feb. 28	at Radford	W	66-54
Mar. 3	at Tulane *	W	70-53
Mar. 8	vs. Louisville <sup>3</sup>	L	60-85

- 1 - Roger I. White Invitational - Evanston, Ill.  
2 - Dole Pineapple Classic - Richmond, Va.  
3 - Metro Tournament - Cincinnati, Ohio

## 1990-91

**Coach: Carol Alfano**

**Record: 12-15; Metro: 8-6**

Nov. 23	vs. Lamar <sup>1</sup>	L	54-71
Nov. 24	vs. Eastern Illinois <sup>1</sup>	L	66-70
Nov. 28	at #1 Virginia	L	44-93
Dec. 3	#6 Tennessee	L	54-64
Dec. 8	at Old Dominion	L	69-80
Dec. 20	West Virginia	L	80-84
Dec. 29	Towson State <sup>2</sup>	W	92-61
Dec. 30	George Mason <sup>2</sup>	L	56-57
Jan. 2	William & Mary	W	75-60
Jan. 5	at Memphis *	W	71-65
Jan. 7	Florida State *	L	64-78
Jan. 12	at Southern Miss. *	L	67-79
Jan. 14	at Tulane *	W	64-54
Jan. 19	South Carolina *	W	69-67
Jan. 21	James Madison	L	48-64
Jan. 26	at Cincinnati *	W	74-59
Jan. 28	at Louisville *	L	61-78
Feb. 2	Memphis *	W	77-73
Feb. 4	at Liberty	W	77-56
Feb. 7	Southern Miss. *	W	75-64
Feb. 11	Tulane *	W	67-41
Feb. 16	at South Carolina *	L	51-66
Feb. 18	at Florida State *	L	53-76
Feb. 21	Radford	W	87-49
Feb. 23	Cincinnati *	W	55-52
Feb. 27	at Louisville *	L	57-70
Mar. 4	vs. Southern Miss. <sup>3</sup>	L	71-91

- 1 - Florida International - Miami, Fla.  
2 - Diamond Club Classic - Blacksburg, Va.  
3 - Metro Tournament - Louisville, Ky.

## 1991-92

**Coach: Carol Alfano**

**Record: 10-18; Metro: 3-9**

Nov. 27	at Air Force	W	75-70
Nov. 29	vs. #6 Vanderbilt <sup>1</sup>	L	63-78
Nov. 30	vs. Illinois <sup>1</sup>	L	66-68
Dec. 4	at East Tennessee State	W	93-86
Dec. 7	Old Dominion	L	55-71
Dec. 19	at North Carolina	L	62-76
Dec. 29	Akron <sup>2</sup>	W	78-60
Dec. 30	UNC Greensboro <sup>2</sup>	W	84-65
Jan. 4	at VCU *	L	66-74
Jan. 6	at William & Mary	W	62-42
Jan. 12	at Youngstown State	L	81-92
Jan. 18	Charlotte *	L	53-75
Jan. 20	South Florida *	W	74-59
Jan. 25	at Dayton	L	71-75
Jan. 27	at Louisville *	L	44-93
Feb. 1	at Tulane *	L	56-59
Feb. 3	at Southern Miss. *	L	55-86
Feb. 8	VCU *	L	57-59
Feb. 10	Dayton	W	71-55
Feb. 12	at Radford	L	72-75
Feb. 15	at South Florida *	W	67-64
Feb. 17	at James Madison	L	62-75
Feb. 24	Louisville *	L	56-75

Feb. 29	Tulane *	L	43-63
Mar. 2	Southern Miss. *	W	64-62
Mar. 7	at Charlotte *	L	57-86
Mar. 11	vs. Charlotte <sup>3</sup>	W	67-61
Mar. 12	vs. Southern Miss. <sup>3</sup>	L	63-76

- 1 - Coors Classic - Boulder, Colo.  
2 - Diamond Club Classic - Blacksburg, Va.  
3 - Metro Tournament - Louisville, Ky.

## 1992-93

**Coach: Carol Alfano**

**Record: 20-8; Metro: 8-4**

Dec. 1	Wingate	W	58-43
Dec. 4	vs. East Carolina <sup>1</sup>	W	86-72
Dec. 5	at Duke <sup>1</sup>	L	63-85
Dec. 8	#6 Virginia	L	59-93
Dec. 19	at Old Dominion	W	76-63
Dec. 21	East Tennessee State	W	91-59
Dec. 29	Drexel <sup>2</sup>	W	92-41
Dec. 30	Marshall <sup>2</sup>	W	84-78
Jan. 2	Gardner-Webb	W	89-59
Jan. 6	at UNC Greensboro	L	54-63
Jan. 9	VCU *	W	70-67
Jan. 11	at Western Carolina	W	74-48
Jan. 16	Tulane *	W	80-57
Jan. 18	Southern Miss. *	W	85-70
Jan. 20	Radford	W	81-68
Jan. 25	at Louisville *	W	79-75
Jan. 30	at South Florida * (OT)	W	85-83
Feb. 1	at Charlotte *	L	44-81
Feb. 9	James Madison	W	81-60
Feb. 13	at Southern Miss. *	L	80-89
Feb. 15	at Tulane *	L	65-79
Feb. 20	South Florida *	W	82-62
Feb. 22	Louisville *	W	82-61
Feb. 25	at Morehead State	W	94-88
Mar. 1	at VCU *	L	69-71
Mar. 4	Charlotte *	W	76-70
Mar. 10	vs. South Florida <sup>3</sup>	W	74-50
Mar. 11	at Louisville <sup>3</sup>	L	73-92

- 1 - Duke Classic - Durham, N.C.  
2 - Diamond Club Classic - Blacksburg, Va.  
3 - Metro Tournament - Louisville, Ky.

## 1993-94

**Coach: Carol Alfano**

**Record: 24-6; Metro: 9-3**

Dec. 1	Western Carolina	W	102-43
Dec. 4	Ohio	W	75-60
Dec. 8	at #8 Virginia	L	66-78
Dec. 18	vs. Mississippi State <sup>1</sup>	W	76-61
Dec. 19	vs. Colorado State <sup>1</sup>	W	73-69
Dec. 29	Colgate <sup>2</sup>	W	90-68
Dec. 30	Appalachian State <sup>2</sup>	W	77-76
Jan. 2	at East Tennessee State	W	77-71
Jan. 6	Morehead State	W	86-52
Jan. 8	UT-Chattanooga	W	79-73
Jan. 10	South Florida *	W	72-59
Jan. 12	Bradley	W	76-52
Jan. 15	at Tulane *	L	64-75
Jan. 17	at Southern Miss. *	L	62-93
Jan. 20	at Tennessee	L	51-88
Jan. 25	at James Madison	W	74-60
Jan. 28	Louisville *	W	72-54
Feb. 1	at Radford	W	72-63
Feb. 3	Charlotte *	W	65-53
Feb. 8	at Louisville *	W	57-53
Feb. 12	VCU *	W	64-54
Feb. 19	at South Florida *	L	64-77
Feb. 22	at VCU *	W	65-49
Feb. 26	Tulane *	W	71-65
Feb. 28	#19 Southern Miss. *	W	60-50
Mar. 3	at Charlotte *	W	60-37
Mar. 8	vs. VCU <sup>3</sup>	W	61-46
Mar. 9	vs. Charlotte <sup>3</sup>	W	63-55
Mar. 10	vs. #19 Southern Miss. <sup>3</sup>	W	83-76
Mar. 16	Auburn <sup>4</sup>	L	51-60

- 1 - Pepperdine Tournament - Malibu, Calif.  
2 - Diamond Club Classic - Blacksburg, Va.  
3 - Metro Tournament - Louisville, Ky.  
4 - NCAA Tournament - Blacksburg, Va.

## 1994-95

**Coach: Carol Alfano**

**Record: 22-9; Metro: 10-2**

Nov. 15	at Maryland <sup>1</sup>	W	68-53
Nov. 17	at SW Missouri State <sup>2</sup>	L	45-61
Nov. 28	at Ohio (OT)	L	66-67
Dec. 1	Radford	W	72-42

Dec. 3	at UT-Chattanooga	W	64-45
Dec. 6	Winthrop	W	65-45
Dec. 19	vs. Michigan State <sup>3</sup>	W	63-61
Dec. 20	vs. Oklahoma State <sup>3</sup>	W	83-77
Dec. 21	vs. Texas Tech <sup>3</sup>	L	47-68
Dec. 29	Furman <sup>4</sup>	W	73-61
Dec. 30	#4 North Carolina <sup>4</sup>	L	52-57
Jan. 2	at William & Mary	W	72-53
Jan. 6	at Louisville *	W	56-54
Jan. 8	at VCU *	W	54-51
Jan. 13	#9 Virginia	W	69-62
Jan. 15	South Florida *	W	72-52
Jan. 20	Charlotte *	W	68-55
Jan. 23	James Madison	W	68-54
Jan. 27	at Tulane *	L	62-72
Jan. 29	at Southern Miss. *	L	66-75
Feb. 3	at Charlotte *	W	63-54
Feb. 10	Southern Miss. *	W	64-63
Feb. 12	Tulane *	W	77-65
Feb. 17	VCU *	W	81-63
Feb. 19	at South Florida *	W	85-69
Feb. 22	#2 Tennessee	L	33-66
Feb. 26	Louisville *	W	68-60
Mar. 1	at West Virginia	W	82-66
Mar. 9	vs. Southern Miss. <sup>5</sup>	L	66-67
Mar. 16	vs. St. Joseph's <sup>5</sup>	W	62-52
Mar. 18	at #1 Connecticut <sup>6</sup>	L	45-91

- 1 - Preseason WNIT - College Park, Md.  
2 - Preseason WNIT - Springfield, Mo.  
3 - San Juan Shootout - San Juan, P.R.  
4 - Diamond Club Classic - Blacksburg, Va.  
5 - Metro Tournament - Louisville, Ky.  
6 - NCAA Tournament - Storrs, Conn.

## 1995-96

**Coach: Carol Alfano**

**Record: 11-17; Atlantic 10: 8-8**

Nov. 24	at Stetson	L	77-83
Nov. 29	at Radford	L	64-81
Dec. 6	at #5 Virginia	L	38-80
Dec. 9	VCU	L	54-57
Dec. 19	at Northern Arizona <sup>1</sup>	L	50-80
Dec. 20	vs. Florida <sup>1</sup>	L	48-65
Dec. 29	Hampton <sup>2</sup>	W	84-66
Dec. 30	Campbell <sup>2</sup>	W	70-59
Jan. 3	at Fordham *	W	75-59
Jan. 11	at James Madison	L	58-75
Jan. 13	at George Washington *	L	58-79
Jan. 18	at Massachusetts *	L	47-65
Jan. 20	at Duquesne *	L	68-73
Jan. 25	La Salle *	W	70-65
Jan. 28	Xavier OH *	(OT) W	87-82
Feb. 1	at La Salle *	L	53-77
Feb. 3	at St. Joseph's *	L	50-57
Feb. 7	Duquesne *	W	65-56
Feb. 10	Rhode Island *	L	63-68
Feb. 12	Temple *	W	86-49
Feb. 15	at Dayton *	W	66-59
Feb. 17	at Xavier OH *	L	70-83

# YEAR-BY-YEAR RESULTS

Jan. 21	George Washington *	L	44-82
Jan. 23	at La Salle *	L	40-69
Jan. 25	at Duquesne *	L	67-84
Jan. 29	Massachusetts *	L	52-54
Feb. 1	at Rhode Island *	L	58-69
Feb. 3	Fordham *	W	63-61
Feb. 6	#8 Virginia	L	41-90
Feb. 9	at St. Bonaventure *	L	63-75
Feb. 13	Dayton *	W	84-65
Feb. 15	Xavier *	L	54-65
Feb. 17	at VCU	L	60-65
Feb. 20	Duquesne *	W	70-62
Feb. 22	La Salle *	L	54-67
Feb. 25	vs. St. Bonaventure <sup>3</sup>	W	83-78
Feb. 27	vs. La Salle <sup>4</sup>	L	66-81

1 - Hawaiian Airlines Wahine Classic - Honolulu, Hawaii  
 2 - Diamond Club Classic - Blacksburg, Va.  
 3 - Atlantic 10 Tournament - St. Bonaventure, N.Y.  
 4 - Atlantic 10 Tournament - Philadelphia, Pa.

## 1997-98

**Coach: Bonnie Henriksen**  
**Record: 22-10; Atlantic 10: 11-5**

Nov. 21	East Carolina	W	68-39
Nov. 25	at #12 Virginia	L	49-64
Nov. 28	vs. St. Mary's <sup>1</sup>	W	68-59
Nov. 29	vs. Villanova <sup>1</sup>	L	46-55
Dec. 2	Appalachian State	W	65-49
Dec. 4	at UNC Greensboro	W	88-74
Dec. 10	at Radford	W	84-67
Dec. 21	at James Madison	L	70-77
Dec. 29	UMBC	W	89-36
Dec. 30	Siena	L	64-69
Jan. 2	Rhode Island *	W	84-60
Jan. 4	Massachusetts *	L	56-58
Jan. 8	at Xavier *	L	74-83
Jan. 10	at Dayton *	W	75-64
Jan. 13	La Salle *	W	65-57
Jan. 17	at George Washington *	W	64-57
Jan. 24	St. Bonaventure *	W	84-73
Jan. 27	at Duquesne *	L	86-99
Jan. 29	George Washington *	W	67-55
Feb. 1	at La Salle *	W	67-55
Feb. 5	Dayton *	W	68-66
Feb. 9	Xavier *	L	68-69
Feb. 12	at St. Joseph's *	L	43-58
Feb. 14	at Temple *	W	69-51
Feb. 19	Duquesne *	W	79-78
Feb. 21	at Fordham *	W	59-44
Feb. 24	Fordham <sup>2</sup>	W	79-40
Feb. 26	vs. St. Joseph's <sup>3</sup>	W	67-62
Mar. 1	vs. George Washington <sup>4</sup>	W	73-72
Mar. 2	vs. Massachusetts <sup>4</sup> (OT)	W	66-64
Mar. 14	vs. #24 Wisconsin <sup>5</sup>	W	75-64
Mar. 16	vs. #12 Florida <sup>5</sup>	L	57-89

1 - St. Mary's Thanksgiving Tipoff Classic - Moraga, Calif.  
 2 - Atlantic 10 Tournament - Blacksburg, Va.  
 3 - Atlantic 10 Tournament - Philadelphia, Pa.  
 4 - Atlantic 10 Tournament - Amherst, Mass.  
 5 - NCAA Tournament - Gainesville, Fla.

## 1998-99

**Coach: Bonnie Henriksen**  
**Record: 28-3; Atlantic 10: 15-1**

Nov. 13	at Liberty	W	69-55
Nov. 15	at Duke	W	72-70
Nov. 22	Radford	W	86-52
Nov. 24	James Madison	W	72-54
Nov. 30	#18 Virginia	W	81-65
Dec. 3	at Appalachian State	W	69-60
Dec. 9	East Carolina	W	77-45
Dec. 12	Duquesne *	W	67-60
Dec. 21	George Mason	W	66-57
Dec. 28	Akron <sup>1</sup>	W	80-59
Dec. 29	Mississippi State <sup>1</sup>	W	73-52
Jan. 2	Fordham *	W	78-61
Jan. 4	Dayton *	W	76-59
Jan. 8	at Duquesne *	W	80-69
Jan. 10	George Washington *	W	74-65
Jan. 15	at St. Bonaventure *	W	87-64
Jan. 22	St. Joseph's *	W	65-56
Jan. 24	Temple *	W	89-69
Jan. 29	at Xavier *	L	67-71
Jan. 31	at Dayton *	W	68-60
Feb. 5	Xavier *	W	61-60
Feb. 7	La Salle *	W	70-57
Feb. 12	at Massachusetts *	W	67-51
Feb. 14	at Rhode Island *	W	64-62

Feb. 18	at La Salle *	W	70-57
Feb. 21	George Washington *	W	66-64
Feb. 27	vs. Dayton <sup>2</sup> (3 OT)	W	73-72
Feb. 28	vs. Xavier <sup>2</sup>	L	79-86
Mar. 13	vs. Saint Peter's <sup>3</sup>	W	73-48
Mar. 15	vs. Auburn <sup>3</sup>	W	76-61
Mar. 20	vs. #2 Tennessee <sup>4</sup>	L	52-68

1 - Diamond Club Classic - Blacksburg, Va.  
 2 - Atlantic 10 Tournament - Philadelphia, Pa.  
 3 - NCAA Tournament - Blacksburg, Va.  
 4 - NCAA Tournament - Greensboro, N.C.

## 1999-00

**Coach: Bonnie Henriksen**  
**Record: 20-11; Atlantic 10: 12-6**

Nov. 15	Liberty	W	60-45
Nov. 17	#5 Georgia <sup>1</sup>	L	60-65
Nov. 26	vs. Southern Utah <sup>2</sup>	W	63-55
Nov. 27	at #14 Oregon <sup>2</sup>	L	53-73
Nov. 30	Appalachian State	W	75-55
Dec. 2	at James Madison	W	66-50
Dec. 5	Duquesne *	W	78-42
Dec. 8	#18 Duke	L	61-70
Dec. 20	at Virginia	L	62-67
Dec. 29	Hampton <sup>3</sup>	W	93-61
Dec. 30	Charlotte <sup>3</sup>	W	72-61
Jan. 2	at Radford	W	66-42
Jan. 6	Rhode Island *	W	81-38
Jan. 9	George Washington *	L	64-76
Jan. 16	at La Salle *	W	76-57
Jan. 21	at Temple *	W	59-54
Jan. 23	at St. Joseph's *	W	62-53
Jan. 28	Dayton *	L	65-69
Jan. 30	Xavier *	L	60-64
Feb. 2	at George Washington *	L	58-73
Feb. 6	at Fordham *	W	75-52
Feb. 10	at Xavier *	L	46-68
Feb. 13	Massachusetts *	W	66-45
Feb. 17	St. Bonaventure *	W	73-56
Feb. 20	at Duquesne *	W	68-56
Feb. 24	La Salle *	W	64-57
Feb. 27	at Dayton *	W	68-63
Mar. 3	vs. Rhode Island <sup>4</sup>	W	68-37
Mar. 4	vs. Massachusetts <sup>4</sup>	L	54-58
Mar. 16	Georgia State <sup>5</sup>	W	80-56
Mar. 18	Maryland <sup>5</sup> (OT)	L	60-68

1 - Preseason WNIT - Blacksburg, Va.  
 2 - Pepsi Shootout - Eugene, Ore.  
 3 - Virginia Lottery-Hokie Hardwood Classic - Blacksburg, Va.  
 4 - Atlantic 10 Tournament - Philadelphia, Pa.  
 5 - WNIT - Blacksburg, Va.

## 2000-01

**Coach: Bonnie Henriksen**  
**Record: 22-9; BIG EAST: 11-5**

Nov. 17	Liberty	W	72-51
Nov. 21	James Madison	W	78-60
Nov. 25	vs. Michigan State <sup>1</sup>	W	50-36
Nov. 26	at Florida State <sup>1</sup>	L	57-77
Nov. 30	#17 Virginia	W	57-56
Dec. 2	at Richmond	W	77-74
Dec. 6	at #7 Rutgers *	L	53-61
Dec. 9	Radford	W	71-45
Dec. 18	at Clemson	L	59-80
Dec. 21	at Old Dominion	W	69-57
Dec. 28	UNC Asheville <sup>2</sup>	W	85-47
Dec. 29	Maine <sup>2</sup>	W	79-68
Jan. 3	#3 Notre Dame *	L	64-75
Jan. 7	Miami *	L	64-51
Jan. 13	at #3 Notre Dame *	L	55-75
Jan. 17	at Boston College *	W	64-52
Jan. 20	Georgetown *	W	79-50
Jan. 23	Villanova *	W	65-59
Jan. 31	at Syracuse *	W	48-46
Feb. 3	Providence *	W	65-54
Feb. 7	#3 Connecticut *	L	38-90
Feb. 11	Pittsburgh *	W	86-50
Feb. 14	at West Virginia *	W	92-53
Feb. 18	Boston College *	(OT) L	59-65
Feb. 21	Providence *	W	71-64
Feb. 24	at Seton Hall *	W	52-46
Feb. 27	at St. John's *	W	62-54
Mar. 4	vs. #21 Villanova <sup>3</sup>	W	73-67
Mar. 5	vs. #1 Notre Dame <sup>3</sup>	L	49-67

Mar. 16	vs. Denver <sup>4</sup>	W	77-57
Mar. 18	vs. #12 Texas Tech <sup>4</sup>	L	52-73

1 - Tallahassee Democrat Classic - Tallahassee, Fla.  
 2 - Lady Luck Classic - Blacksburg, Va.  
 3 - BIG EAST Tournament - Storrs, Conn.  
 4 - NCAA Tournament - Lubbock, Texas

## 2001-02

**Coach: Bonnie Henriksen**  
**Record: 21-11; BIG EAST: 9-7**

Nov. 15	Richmond	W	76-62
Nov. 19	#16 Old Dominion	W	68-62
Nov. 24	vs. N.W. State <sup>1</sup>	W	71-46
Nov. 25	at #19 LSU	L	65-66
Nov. 29	at Virginia	L	58-60
Dec. 5	at Pittsburgh *	W	83-64
Dec. 8	at Liberty	W	56-40
Dec. 12	at Radford	W	80-46
Dec. 21	at James Madison	W	70-47
Dec. 28	Gardner-Webb <sup>2</sup>	W	76-39
Dec. 29	Hampton <sup>2</sup>	W	83-43
Jan. 3	Clemson	W	68-58
Jan. 5	Syracuse *	W	62-56
Jan. 9	Boston College *	W	73-52
Jan. 12	at Georgetown *	W	71-64
Jan. 16	West Virginia *	W	67-62
Jan. 19	St. John's *	W	69-50
Jan. 23	at Syracuse *	L	59-75
Jan. 26	at Notre Dame *	L	57-64
Jan. 29	#1 Connecticut *	L	50-59
Feb. 5	Miami *	W	72-60
Feb. 10	at #1 Connecticut *	L	42-77
Feb. 13	at Providence *	L	61-67
Feb. 17	Seton Hall *	W	74-52
Feb. 20	at Miami *	L	53-55
Feb. 23	at Villanova *	L	64-76
Feb. 26	Rutgers *	W	70-63
Mar. 2	at Rutgers <sup>3</sup>	L	43-44
Mar. 13	UNC Greensboro <sup>4</sup>	W	51-45
Mar. 16	George Washington <sup>4</sup>	W	68-52
Mar. 20	Vermont <sup>4</sup>	W	76-48
Mar. 23	vs. Houston <sup>4</sup> (2OT)	L	72-77

1 - Crayfish Classic - Baton Rouge, La.  
 2 - Lady Luck Classic - Blacksburg, Va.  
 3 - BIG EAST Tournament - Piscataway, N.J.  
 4 - WNIT - Blacksburg, Va.

## 2002-03

**Coach: Bonnie Henriksen**  
**Record: 22-10; BIG EAST: 10-6**

Nov. 22	UNC Greensboro	W	54-46
Nov. 29	at Fla. International 1	L	70-79
Nov. 30	vs. Washington State 1	W	72-50
Dec. 3	Virginia	W	72-56
Dec. 7	James Madison (OT)	W	77-73
Dec. 11	at Maryland	W	60-57
Dec. 14	at Liberty	W	53-50
Dec. 21	at Old Dominion	L	49-63
Dec. 28	UT Martin 2	W	87-55
Dec. 29	Duquesne <sup>2</sup>	W	66-52
Dec. 31	Radford	W	78-56
Jan. 4	Syracuse *	W	73-63
Jan. 7	at Villanova *	L	60-62
Jan. 12	at #2 Connecticut *	L	57-69
Jan. 15	Pittsburgh *	W	61-53
Jan. 18	at West Virginia *	W	55-48
Jan. 22	Rutgers *	(OT) W	66-64
Jan. 28	at Miami *	(OT) L	66-67
Feb. 1	Providence *	W	80-56
Feb. 4	at Seton Hall *	W	55-46
Feb. 9	Notre Dame *	W	53-50
Feb. 12	Georgetown *	W	78-46
Feb. 16	at #22 Boston College *	L	47-65
Feb. 22	#20 Villanova *	L	61-71
Feb. 26	at #23 Rutgers *	L	43-67
Mar. 1	West Virginia *	W	76-64
Mar. 4	at St. John's *	W	69-53
Mar. 8	vs. West Virginia <sup>3</sup>	W	66-60
Mar. 9	vs. Boston College <sup>3</sup> (OT)	W	74-70
Mar. 10	vs. #1 Connecticut <sup>3</sup>	L	54-71
Mar. 22	vs. Georgia Tech <sup>4</sup>	W	61-59
Mar. 24	vs. #10 Purdue <sup>4</sup>	L	62-80

1 - FIU Thanksgiving Classic - Miami, Fla.  
 2 - Lady Luck Classic - Blacksburg, Va.  
 3 - BIG EAST Tournament - Piscataway, N.J.  
 4 - NCAA Tournament - West Lafayette, Ind.

## 2003-04

**Coach: Bonnie Henriksen**  
**Record: 23-8; BIG EAST: 10-6**

Nov. 21	Miami (Ohio)	W	77-60
Nov. 23	at #24 Virginia	W	63-62
Nov. 28	vs. Iowa State <sup>1</sup>	W	67-57
Nov. 29	vs. Mississippi State <sup>1</sup>	W	63-56
Dec. 3	Old Dominion	W	79-72
Dec. 7	at Alabama	W	68-51
Dec. 13	Maryland	W	63-43
Dec. 21	at James Madison	W	60-53
Dec. 28	Furman <sup>2</sup>	W	83-70
Dec. 29	Wake Forest <sup>2</sup>	W	70-59
Jan. 2	Liberty	W	52-45
Jan. 4	Providence *	W	64-34
Jan. 7	at Rutgers *	L	43-56
Jan. 10	at Notre Dame *	L	40-53
Jan. 14	#19 Villanova *	W	63-50
Jan. 17	at Georgetown *	L	50-70
Jan. 21	at Pittsburgh *	W	67-57
Jan. 24	#24 Boston College *	W	80-64
Jan. 27	#4 Connecticut *	L	50-68
Jan. 31	at Syracuse *	W	75-60
Feb. 3	Seton Hall *	W	64-40
Feb. 10	at West Virginia *	L	66-69
Feb. 14	Miami *	L	56-65
Feb. 18	at Seton Hall *	W	48-42
Feb. 21	at Providence *	W	77-56
Feb. 28	Pittsburgh *	W	85-55
Mar. 2	St. John's *	W	69-38
Mar. 6	vs. Georgetown <sup>3</sup>	W	56-47
Mar. 7	vs. #4 Connecticut <sup>3</sup>	L	34-48
Mar. 21	Iowa <sup>4</sup>	W	89-76
Mar. 23	#5 Penn State <sup>4</sup>	L	48-61

1 - Virgin Islands Paradise Jam - St. Thomas, V.I.  
 2 - Lady Luck Classic - Blacksburg, Va.  
 3 - BIG EAST Championships - Hartford, Conn.  
 4 - NCAA Championships - Blacksburg, Va.

## 2004-05

**Coach: Beth Dunkenberger**  
**Record: 17-12; Atlantic Coast: 6-8**

Nov. 19	vs. Valparaiso <sup>1</sup>	W	64-57
Nov. 20	at #14 Minnesota <sup>1</sup>	L	56-70
Nov. 23	at James Madison	W	80-67
Nov. 27	at Old Dominion	L	56-87
Dec. 4	Alabama	W	72-59
Dec. 7	at Liberty	W	66-55
Dec. 12	St. Francis (Pa.)	W	77-62
Dec. 18	vs. Western Michigan <sup>2</sup>	W	72-57
Dec. 19	vs. #12 Texas Tech <sup>2</sup> (OT)	W	71-70
Dec. 28	Southern Miss. <sup>3</sup>	W	105-40
Dec. 30	Davidson <sup>3</sup>	W	87-62
Jan. 2	#17 Maryland *	W	77-67
Jan. 6	Fordham	W	80-67
Jan. 9	at #2 Duke *	L	67-88
Jan. 17	N.C. State *	(OT) L	75-76
Jan. 20	at Clemson *	W	81-66
Jan. 24	#21 Florida State * (2 OT)	L	78-81
Jan. 28	at Virginia *	L	67-70
Jan. 31	Wake Forest *	W	74-64
Feb.			

# YEAR-BY-YEAR RESULTS

Dec. 10	Liberty	W	70-60
Dec. 19	vs. Western Michigan <sup>2</sup>	W	69-65
Dec. 20	vs. Texas Tech <sup>2</sup>	W	69-62
Dec. 28	vs. Longwood <sup>3</sup>	W	89-70
Dec. 29	vs. Texas A&M CC <sup>3</sup>	W	76-64
Jan. 2	at NC State *	L	44-65
Jan. 4	High Point	W	91-52
Jan. 8	#19 Boston College *	W	67-62
Jan. 16	Virginia *	L	59-78
Jan. 19	at Wake Forest * (OT) L		71-77
Jan. 23	#6 Maryland *	L	62-68
Jan. 29	at Miami *	L	62-77
Feb. 2	at Virginia *	W	65-54
Feb. 6	#2 Duke *	L	62-73
Feb. 9	Clemson *	W	82-70
Feb. 13	at Florida State *	W	76-69
Feb. 17	#3 North Carolina *	L	75-84
Feb. 19	at Georgia Tech *	W	70-54
Feb. 22	at #1 Duke *	L	51-93
Feb. 26	Wake Forest *	W	76-42
Mar. 2	vs. Wake Forest <sup>4</sup>	W	73-60
Mar. 3	vs. #2 Duke <sup>4</sup>	L	56-69
Mar. 19	vs. Missouri <sup>5</sup>	W	82-51
Mar. 21	vs. #8 Connecticut <sup>5</sup>	L	56-79

1 - SMU Tournament - Dallas, Texas  
 2 - Caribbean Classic - Cancun, Mexico  
 3 - Lady Luck Classic - Blacksburg, Va.  
 4 - ACC Championships - Greensboro, N.C.  
 5 - NCAA Championships - University Park, Pa.

## 2006-07

**Coach: Beth Dunkenberger**  
**Record: 19-15; Atlantic Coast: 6-8**

Nov. 10	Radford	L	60-67
Nov. 12	vs. Howard <sup>1</sup>	W	97-78
Nov. 13	vs. West Virginia <sup>1</sup>	W	60-56
Nov. 14	at #10 LSU <sup>1</sup>	L	40-70
Nov. 18	Delaware State	W	66-50
Nov. 24	vs. Iowa State <sup>2</sup>	L	69-75
Nov. 25	vs. Tennessee Tech <sup>2</sup>	W	87-52
Nov. 28	William & Mary	L	41-64
Dec. 2	Charlotte	W	80-68
Dec. 5	at Liberty	W	55-52
Dec. 18	East Tennessee State	W	78-64
Dec. 21	at UAB	L	59-70
Dec. 28	Winston-Salem State <sup>3</sup>	W	43-33
Dec. 29	Detroit <sup>3</sup>	W	71-57
Jan. 2	Wake Forest *	W	74-54
Jan. 4	at #2 North Carolina *	L	68-102
Jan. 7	#3 Duke *	L	54-86
Jan. 10	vs. UNC Greensboro	W	56-45
Jan. 15	Florida State *	L	60-70
Jan. 18	at Wake Forest *	W	74-34
Jan. 22	at Virginia *	W	60-58
Jan. 25	Miami *	W	78-71
Jan. 29	at #1 Duke *	L	65-75
Feb. 3	Morehead State	W	77-64
Feb. 5	Georgia Tech *	W	73-68
Feb. 8	at #6 Maryland *	L	58-68
Feb. 11	at Clemson *	L	69-73
Feb. 15	Virginia *	L	76-79
Feb. 18	NC State *	L	63-68
Feb. 23	at Boston College *	W	67-52
Mar. 1	vs. Boston College <sup>1</sup> (OT) W		60-54
Mar. 2	vs. #4 North Carolina <sup>4</sup>	L	60-90
Mar. 17	Western Carolina <sup>5</sup>	W	74-64
Mar. 22	Auburn <sup>5</sup>	L	73-81

1 - Basketball Travelers Classic - Baton Rouge, La.  
 2 - Peperdine Thanksgiving Tournament - Malibu, Calif.  
 3 - Lady Luck Classic - Blacksburg, Va.  
 4 - ACC Championships - Greensboro, N.C.  
 5 - WNIT - Blacksburg, Va.

## 2007-08

**Coach: Beth Dunkenberger**  
**Record: 15-15; Atlantic Coast: 2-12**

Nov. 11	High Point	W	103-64
Nov. 14	Winston-Salem State	W	67-43
Nov. 19	Liberty	W	73-68
Nov. 23	vs. USC <sup>1</sup>	L	64-65
Nov. 24	vs. Prairie View A&M <sup>1</sup>	W	74-66
Nov. 27	Wofford	W	75-60
Nov. 30	Minnesota <sup>2</sup>	W	68-62

Dec. 2	UAB	W	77-71
Dec. 5	NC A&T	W	85-56
Dec. 16	at Charlotte	L	55-76
Dec. 20	vs. Texas-San Antonio <sup>3</sup>	W	84-59
Dec. 21	vs. Robert Morris <sup>3</sup>	W	76-67
Dec. 29	Furman <sup>4</sup>	W	82-49
Dec. 30	East Carolina <sup>4</sup>	W	72-46
Jan. 3	Boston College *	L	53-63
Jan. 6	at Florida State *	L	63-67
Jan. 10	#3 North Carolina *	L	59-79
Jan. 13	at Virginia *	L	59-70
Jan. 17	Clemson *	L	73-84
Jan. 20	Dartmouth (OT) W		80-73
Jan. 25	at NC State *	L	50-60
Feb. 1	at #9 Duke *	L	50-85
Feb. 4	#4 Maryland * (OT) L		71-74
Feb. 7	at Wake Forest *	L	50-67
Feb. 11	at Miami * (OT) W		81-73
Feb. 17	Virginia *	L	53-62
Feb. 22	#12 Duke *	L	60-72
Feb. 29	at Georgia Tech *	L	43-76
Mar. 2	Wake Forest *	W	61-56
Mar. 6	vs. Boston College <sup>5</sup>	L	47-57

1 - Junkanoo Jam - Freeport, Grand Bahamas  
 2 - Big Ten/ACC Challenge - Blacksburg, Va.  
 3 - Tulane DoubleTree Classic - New Orleans, La.  
 4 - Hokie Hardwood Classic - Blacksburg, Va.  
 5 - ACC Championships - Greensboro, N.C.

## 2008-09

**Coach: Beth Dunkenberger**  
**Record: 12-18; Atlantic Coast: 2-12**

Nov. 14	UNC Greensboro	W	59-53
Nov. 18	Radford	W	78-54
Nov. 20	North Carolina Central	W	81-45
Nov. 23	at George Mason	W	69-52
Nov. 28	vs. St. Joseph's <sup>1</sup>	W	66-63
Nov. 29	at #17 Vanderbilt <sup>1</sup>	L	43-72
Dec. 4	at Wisconsin <sup>2</sup>	L	52-61
Dec. 14	James Madison (OT) W		72-70
Dec. 19	vs. IUPUI <sup>3</sup>	L	52-64
Dec. 20	vs. SMU <sup>3</sup>	L	56-63
Dec. 29	Lafayette <sup>4</sup>	W	66-44
Dec. 30	Liberty <sup>4</sup>	L	43-45
Jan. 5	Presbyterian	W	64-31
Jan. 8	Florida State *	L	63-67
Jan. 11	at Boston College *	L	62-73
Jan. 16	#4 Duke *	L	52-57
Jan. 18	at #12 Maryland *	L	79-96
Jan. 21	#16 Virginia *	L	69-75
Jan. 25	Longwood	W	73-57
Jan. 28	at Clemson *	W	65-61
Feb. 1	NC State *	L	46-57
Feb. 2	USC Upstate (OT) W		68-62
Feb. 5	at #8 North Carolina *	L	77-93
Feb. 8	at #17 Virginia *	L	61-69
Feb. 12	Miami *	L	56-59
Feb. 15	at Wake Forest *	L	44-66
Feb. 19	at #7 Duke *	L	46-62
Feb. 22	Wake Forest *	W	79-55
Feb. 26	Georgia Tech * (OT) L		68-73
Mar. 5	vs. #24 Virginia <sup>5</sup>	L	57-66

1 - Vanderbilt Thanksgiving Tour. - Nashville, Tenn.  
 2 - ACC/Big Ten Challenge - Madison, Wisc.  
 3 - South Padre Is. Shootout - South Padre Is., Texas  
 4 - Hokie Hardwood Classic - Blacksburg, Va.  
 5 - ACC Championships - Greensboro, N.C.

## 2009-10

**Coach: Beth Dunkenberger**  
**Record: 15-15 Atlantic Coast: 4-10**

Nov. 13	Longwood	W	77-55
Nov. 16	at VCU	L	58-72
Nov. 19	George Mason	W	70-41
Nov. 22	at James Madison	L	59-66
Nov. 25	at Radford	W	78-51
Nov. 28	Elon	W	82-46
Dec. 3	Michigan <sup>1</sup>	L	51-71
Dec. 6	North Carolina Central	W	85-44
Dec. 9	Mount St. Mary's	W	44-42
Dec. 19	vs. UAB2 (OT) W		68-66
Dec. 20	at St. John's <sup>2</sup>	L	62-75
Dec. 29	NJIT <sup>3</sup>	W	67-51
Dec. 30	Charlotte <sup>3</sup>	W	56-54
Jan. 3	UMBC	W	74-44

Jan. 7	at Wake Forest *	L	63-66
Jan. 14	#10 North Carolina *	W	79-64
Jan. 18	#25 Virginia *	L	56-70
Jan. 21	at #6 Duke *	L	38-69
Jan. 24	at Miami *	W	73-69
Jan. 28	Maryland *	L	44-60
Jan. 31	at #25 Georgia Tech *	L	47-61
Feb. 5	Wake Forest *	L	51-58
Feb. 7	at NC State *	L	57-70
Feb. 11	Savannah State	W	68-41
Feb. 14	#8 Duke *	L	53-65
Feb. 18	at #10 Florida State *	L	68-78
Feb. 21	Boston College *	W	69-64
Feb. 25	Clemson *	W	70-69
Feb. 28	at #18 Virginia *	L	45-55
Mar. 4	vs. Boston College <sup>4</sup>	L	57-66

1 - Big Ten/ACC Challenge - Blacksburg, Va.  
 2 - St. John's-Chartwells Holiday Classic - Queens, N.Y.  
 3 - Hilton Garden Classic - Blacksburg, Va.  
 4 - ACC Championships - Greensboro, N.C.

## 2010-11

**Coach: Beth Dunkenberger**  
**Record: 11-19 Atlantic Coast: 1-13**

Nov. 12	Presbyterian	W	59-52
Nov. 14	Wofford	W	93-53
Nov. 18	Elon	W	73-66
Nov. 21	VCU (OT) W		63-61
Nov. 25	vs. Florida Gulf Coast <sup>1</sup>	L	65-73
Nov. 26	vs. #20 Iowa <sup>1</sup>	L	43-72
Dec. 2	at Minnesota <sup>2</sup>	L	58-63
Dec. 5	Winthrop	W	53-48
Dec. 11	Robert Morris	L	52-66
Dec. 18	at William & Mary (OT) W		94-78
Dec. 21	Radford	W	68-54
Dec. 29	Alcorn State <sup>3</sup>	W	87-44
Dec. 30	Vanderbilt <sup>3</sup>	W	74-68
Jan. 2	at Charlotte	L	58-60
Jan. 7	#24 Florida State *	L	48-79
Jan. 9	Miami *	L	56-69
Jan. 13	at Wake Forest *	L	54-62
Jan. 16	#3 Duke *	L	43-57
Jan. 23	at Virginia *	L	37-72
Jan. 27	#25 Georgia Tech *	L	57-78
Jan. 30	at #15 North Carolina *	L	51-76
Feb. 3	at Boston College *	L	71-76
Feb. 6	Wake Forest *	L	56-60
Feb. 10	Longwood	W	62-54
Feb. 14	at Clemson *	W	68-56
Feb. 17	NC State *	W	66-81
Feb. 20	at #7 Duke *	L	40-90
Feb. 24	at #15 Maryland *	L	48-61
Feb. 27	Virginia * (OT) L		71-73
Mar. 3	vs. Georgia Tech <sup>4</sup>	L	58-81

1 - Caribbean Challenge - Cancun, Mexico  
 2 - Big Ten/ACC Challenge - Blacksburg, Va.  
 3 - Hilton Garden Hokie Classic - Blacksburg, Va.  
 4 - ACC Championships - Greensboro, N.C.

## 2011-12

**Coach: Dennis Wolff**  
**Record: 7-23 Atlantic Coast: 3-13**

Nov. 11	at Old Dominion	W	77-65
Nov. 16	Charlotte (OT) L		65-71
Nov. 19	at George Washington	W	55-48
Nov. 21	William & Mary	L	59-78
Nov. 25	at St. Mary's <sup>1</sup>	L	47-60
Nov. 26	vs. Minnesota <sup>1</sup>	L	64-65
Nov. 30	at Iowa <sup>2</sup>	L	47-58
Dec. 6	at Penn State	L	28-65
Dec. 11	N.C. Central	W	70-52
Dec. 18	at UCF	L	32-41
Dec. 21	at Florida Gulf Coast	L	41-69
Dec. 28	Cincinnati <sup>3</sup>	L	55-66
Dec. 29	UMBC <sup>3</sup>	W	57-52
Jan. 2	at Clemson *	W	55-33
Jan. 5	at Boston College *	W	38-35
Jan. 8	Florida State *	L	40-75
Jan. 12	at Virginia *	L	39-52
Jan. 15	#7 Duke *	L	34-61
Jan. 19	#24 North Carolina *	L	37-56
Jan. 23	at #10 Miami *	L	48-79
Jan. 26	at #8 Maryland *	W	75-69
Jan. 29	N.C. State *	L	53-65

Feb. 3	Clemson *	(OT) L	51-55
Feb. 5	at Florida State *	L	60-78
Feb. 13	Boston College *	L	60-64
Feb. 15	at #5 Duke *	L	45-67
Feb. 19	Virginia *	L	40-66
Feb. 23	#17 Georgia Tech *	L	66-76
Feb. 26	at Wake Forest *	L	39-68
Mar. 1	vs. Wake Forest <sup>4</sup>	L	74-80

1 - SMC Concord Hilton Tournament - Moraga, Calif.  
 2 - Big Ten/ACC Challenge - Iowa City, Iowa  
 3 - Hilton Garden Hokie Classic - Blacksburg, Va.  
 4 - ACC Championships - Greensboro, N.C.

## 2012-13

**Coach: Dennis Wolff**  
**Record: 10-20 Atlantic Coast: 4-14**

Nov. 9	Old Dominion	L	35-55
Nov. 14	Appalachian State	W	71-68
Nov. 18	at Michigan State	L	29-57
Nov. 25	George Washington	W	50-31
Nov. 28	Wisconsin <sup>1</sup>	W	47-38
Dec. 1	Longwood	W	73-58
Dec. 5	at Richmond	L	51-65
Dec. 12	#11 Penn State	L	41-60
Dec. 16	Florida Gulf Coast	L	56-63
Dec. 22	Wake Forest *	W	73-52
Dec. 28	North Carolina A&T	W	58-39
Dec. 30	Hampton	W	55-45
Jan. 3	at Virginia *	L	48-52
Jan. 6	at #15 North Carolina *	L	45-48
Jan. 10	Boston College *	L	46-53
Jan. 13	#10 Maryland *	L	45-74
Jan. 16	at #4 Duke *	L	26-58
Jan. 24	at NC State *	L	39-58
Jan. 27	at #22 Florida State *	L	56-70
Jan. 31	Clemson *	L	37-47
Feb. 3	at Miami *	L	42-68
Feb. 8	at Georgia Tech *	W	63-61
Feb. 10	Virginia *	L	47-50
Feb. 14	#5 Duke *	L	33-77
Feb. 17	at Clemson *	L	46-51
Feb. 22	#16 North Carolina *	L	50-72
Feb. 24	#19 Florida State *	W	71-52
Feb. 28	at Wake Forest *	W	62-52
Mar. 3	Miami *	L	46-64
Mar. 7	Miami <sup>2</sup>	L	39-45

1 - Big Ten/ACC Challenge - Blacksburg, Va.  
 2 - ACC Championships - Greensboro, N.C.

## 2013-14

**Coach: Dennis Wolff**  
**Record: 14-16 Atlantic Coast: 4-12**

Nov. 9	Howard	W	84-32
Nov. 11	at Old Dominion	W	73-61
Nov. 14	Florida	W	71-59
Nov. 17	Bucknell	W	87-49
Nov. 23	at Hofstra (OT) W		77-72
Nov. 27	Richmond	L	56-64
Nov. 30	Presbyterian	W	55-33
Dec. 4	at Indiana <sup>1</sup>	L	65-71
Dec. 7	Michigan State	W	72-66
Dec. 15	USC Upstate	W	65-61
Dec. 21	at Radford	W	82-33
Dec. 29	Robert Morris	W	70-64
Jan. 1	at Hampton	L	60-70
Jan. 5	at Boston College *	L	63-70
Jan. 9	Virginia *	L	60-67
Jan. 12	Miami *	L	62-64
Jan. 19	#3 Duke *	L	70-74
Jan. 23	Georgia Tech *	L	52-73
Jan. 26	at #24 Florida State *	L	54-70
Jan. 30	at #2 Notre Dame *	L	48-74
Feb.			

# ALL-TIME SERIES RESULTS

## Air Force

Virginia Tech leads 1-0  
**H: 0-0 | A: 1-0 | N: 0-0**

11/27/91	W, 75-70	A
----------	----------	---

## Akron

Virginia Tech leads series 2-0  
**H: 2-0 | A: 0-0 | N: 0-0**

12/21/91	W, 78-60	H
12/28/98	W, 80-59	H

## Alabama

Virginia Tech leads series 2-0  
**H: 1-0 | A: 1-0 | N: 0-0**

12/7/03	W, 68-51	A
12/4/04	W, 72-59	H

## Alcorn State

Virginia Tech leads series 1-0  
**H: 1-0 | A: 0-0 | N: 0-0**

12/29/10	W, 87-44	H
----------	----------	---

## American

Series tied 1-1  
**H: 0-1 | A: 0-1 | N: 0-0**

2/2/79	L, 72-73	H
12/4/81	W, 92-57	A

## Appalachian State

Virginia Tech leads series 12-2  
**H: 8-0 | A: 4-2 | N: 0-0**

11/17/79	W, 78-55	A
2/19/81	L, 58-64	H
1/6/82	W, 64-57	H
1/17/83	W, 92-79	A
1/7/84	W, 95-76	H
2/15/85	W, 79-75	A
1/15/86	W, 90-74	H
11/28/87	W, 79-71	A
12/30/93	W, 77-76	H
1/8/97	L, 58-67	A
12/2/97	W, 65-49	H
12/3/98	W, 69-60	H
11/30/99	W, 75-55	A
11/14/12	W, 71-68	H

## Auburn

Auburn leads series 1-5  
**H: 0-4 | A: 0-1 | N: 0-0**

12/18/84	L, 60-75	H <sup>1</sup>
12/22/85	L, 62-83	H <sup>1</sup>
2/14/87	L, 53-81	A
3/16/94	L, 51-60	H <sup>2</sup>
3/15/99	W, 76-61	H <sup>2</sup>
3/22/07	L, 73-81	H <sup>3</sup>

1 - Marriott-Converse Christmas Classic (Blacksburg, Va.)  
 2 - NCAA Tournament (Blacksburg, Va.)  
 3 - WNIT (Blacksburg, Va.)

## Boston College

Virginia Tech leads series 11-10  
**H: 5-4 | A: 3-4 | N: 3-2**

12/29/89	W, 74-65	N <sup>1</sup>
1/17/01	W, 64-52	A
2/18/01	L, 59-65 OT	H
1/9/02	W, 73-52	H
2/16/03	L, 47-65	A
3/9/03	W, 74-70 OT	N <sup>2</sup>
1/24/04	W, 80-64	H
1/8/06	W, 67-62	H
2/23/07	W, 67-52	A
3/1/07	W, 60-54 OT	N <sup>3</sup>
1/3/08	L, 53-63	H
3/6/08	L, 47-57	N <sup>3</sup>
1/11/09	L, 62-73	A
2/21/10	W, 69-64	H
3/4/10	L, 57-66	N <sup>3</sup>
2/3/11	L, 71-76	A
1/5/12	W, 38-35	A
2/13/12	L, 60-64	H
1/10/13	L, 46-53	H
1/5/14	L, 63-70	A
2/2/14	W, 70-63 OT	H

1 - Dole Pineapple Classic (Richmond, Va.)  
 2 - BIG EAST Tournament (Piscataway, N.J.)  
 3 - ACC Tournament (Greensboro, N.C.)

## Bradley

Virginia Tech leads series 2-0  
**H: 1-0 | A: 0-0 | N: 1-0**

11/26/88	W, 75-57	N <sup>1</sup>
1/12/94	W, 76-52	H

1 - Carrier Classic (Syracuse, N.Y.)

## Bridgewater

Virginia Tech leads series 2-1  
**H: 0-1 | A: 2-0 | N: 0-0**

12/14/76	W, 59-55	A
12/7/77	L, 65-77	H
12/6/78	W, 70-58	A

## Bucknell

Virginia Tech leads series 1-0  
**H: 1-0 | A: 0-0 | N: 0-0**

11/17/13	W, 87-49	H
----------	----------	---

## Campbell

Virginia Tech leads series 1-0  
**H: 0-0 | A: 0-0 | N: 1-0**

12/30/95	W, 70-59	H <sup>1</sup>
----------	----------	----------------

1 - Diamond Club Classic (Blacksburg, Va.)

## Carson Newman

Virginia Tech leads series 1-0  
**H: 0-0 | A: 0-0 | N: 1-0**

12/19/80	W, 71-56	N <sup>1</sup>
----------	----------	----------------

1 - ETSU Christmas Tournament (Johnson City, Tenn.)

## Charleston (W.Va.)

Virginia Tech leads series 9-3  
**H: 1-0 | A: 1-0 | N: 0-0**

1/16/78	L, 78-81	H
11/29/78	L, 69-82	A
2/11/80	W, 66-59	H
2/14/81	L, 58-60	A
12/19/81	W, 88-74	H
12/18/82	W, 81-64	A
11/26/83	W, 101-85	H
12/14/84	W, 109-81	H
12/21/85	W, 84-68	A
12/5/86	W, 76-52	H <sup>1</sup>
1/23/88	W, 67-65	A
2/17/89	W, 77-50	H

1 - Converse Christmas Classic (Blacksburg, Va.)

## Charlotte

Virginia Tech leads series 13-11  
**H: 7-5 | A: 4-6 | N: 2-0**

1/13/79	L, 65-67	H
1/26/80	L, 61-66	H
1/14/81	L, 67-69	A
2/8/83	W, 66-60	A
11/23/85	W, 92-65	H
2/24/86	L, 62-71	A
2/4/88	L, 55-69	H
2/21/89	W, 78-57	A
1/18/92	L, 53-75	H
3/7/92	L, 57-86	A
3/11/92	W, 67-61	N <sup>1</sup>
2/1/93	L, 44-81	H
3/4/93	W, 76-70	H
2/3/94	W, 65-53	H
3/3/94	W, 60-37	A
3/9/94	W, 63-55	N <sup>1</sup>
12/20/95	W, 68-55	H
2/3/95	W, 63-54	A
12/30/99	W, 72-61	H <sup>2</sup>
12/2/06	W, 80-69	H
12/16/07	L, 55-76	A
12/30/09	W, 56-54	H <sup>3</sup>
2/1/11	L, 58-60	A
11/16/11	L, 65-71 OT	H

1 - Metro Conference Tournament (Louisville, Ky.)  
 2 - Virginia Lottery-Hokie Hardwood Classic (Blacksburg, Va.)  
 3 - Hilton Garden Classic (Blacksburg, Va.)

## Chattanooga

Virginia Tech leads series 3-0  
**H: 2-0 | A: 1-0 | N: 1-0**

12/17/84	W, 75-59	H <sup>1</sup>
1/8/94	W, 79-73	H
12/3/94	W, 64-45	A

1 - Marriott-Converse Christmas Classic (Blacksburg, Va.)

## Cincinnati

Virginia Tech leads series 12-11  
**H: 8-3 | A: 4-7 | N: 0-1**

12/19/79	L, 58-66	N <sup>1</sup>
2/24/80	L, 53-54	H
1/17/81	L, 58-78	A
1/31/82	L, 81-86	A
1/29/83	W, 86-63	H
2/11/83	L, 58-81	A
1/28/84	W, 92-86	A
2/10/84	W, 105-93	H
1/26/85	L, 79-90	H
2/7/85	W, 86-74	H
1/27/86	W, 81-71	H
2/8/86	L, 68-86	A
1/24/87	W, 85-55	A
2/21/87	W, 77-68 OT	H
1/18/88	L, 47-50	H
2/13/88	L, 62-74	A
1/9/89	W, 52-49	H
2/6/89	L, 50-66	A
1/27/90	W, 56-42	A
2/24/90	W, 72-59	A
1/26/91	W, 74-59	A
2/23/91	W, 55-52	H
12/28/11	L, 55-66	H <sup>2</sup>

1 - Metro Conference Tournament (Tallahassee, Fla.)  
 2 - Hilton Garden Inn Hokie Classic (Blacksburg, Va.)

## Clemson

Clemson leads series 9-8  
**H: 4-4 | A: 4-4 | N: 0-1**

12/29/84	L, 90-101	A
11/27/85	L, 76-77	H
12/18/00	L, 59-80	A
1/3/02	W, 68-58	H
1/20/05	W, 81-66	A
2/9/06	W, 82-70	H
2/11/07	L, 69-73	A
1/17/08	L, 73-84	H
1/28/09	W, 65-61	A
2/25/10	W, 70-69	H
2/14/11	W, 68-56	A
1/2/12	W, 55-33	A
2/3/12	L, 51-55 OT	H
2/31/13	L, 37-47	H
2/17/13	L, 46-51	A
2/27/14	W, 74-48	H
3/5/14	L, 56-69	N <sup>1</sup>

1 - ACC Tournament (Greensboro, N.C.)

## Colgate

Virginia Tech leads series 2-0  
**H: 1-0 | A: 0-0 | N: 1-0**

12/30/87	W, 94-50	N <sup>1</sup>
12/29/93	W, 90-68	H <sup>2</sup>

1 - St. Peter's Tournament (Jersey City, N.J.)  
 2 - Diamond Club Classic (Blacksburg, Va.)

## Colorado State

Virginia Tech leads series 1-0  
**H: 0-0 | A: 0-0 | N: 1-0**

12/19/93	W, 73-69	N <sup>1</sup>
----------	----------	----------------

1 - Pepperrine Tournament (Malibu, Calif.)

## Connecticut

UConn leads series 11-10  
**H: 0-3 | A: 0-3 | N: 1-4**

11/29/86	L, 69-71	N <sup>1</sup>
12/30/88	W, 65-63	N <sup>2</sup>
3/18/95	L, 45-91	A <sup>3</sup>
2/7/01	L, 38-90	H
1/29/02	L, 50-59	H
2/10/02	L, 42-77	A
1/12/03	L, 57-69	A
3/10/03	L, 54-71	N <sup>4</sup>
1/27/04	L, 50-68	H
3/7/04	L, 34-48	N <sup>5</sup>
3/21/06	L, 56079	N <sup>6</sup>

1 - Lady Sunshine Classic (Orlando, Fla.)  
 2 - Cardinal Classic (Stanford, Calif.)  
 3 - NCAA Tournament (Storrs, Conn.)  
 4 - BIG EAST Tournament (Piscataway, N.J.)  
 5 - BIG EAST Championships (Hartford, Conn.)  
 6 - NCAA Championships (University Park, Pa.)

## Cornell

Virginia Tech leads series 1-0  
**H: 1-0 | A: 0-0 | N: 0-0**

12/29/96	W, 73-50	H <sup>1</sup>
----------	----------	----------------

1 - Diamond Club Classic (Blacksburg, Va.)

## Dartmouth

Virginia Tech leads series 1-0  
**H: 1-0 | A: 0-0 | N: 0-0**

1/20/08	W, 80-73 OT	H
---------	-------------	---

## Davidson

Virginia Tech leads series 1-0  
**H: 1-0 | A: 0-0 | N: 0-0**

12/30/04	W, 87-62	H <sup>1</sup>
----------	----------	----------------

1 - Lady Luck Classic (Blacksburg, Va.)

## Dayton

Virginia Tech leads series 11-2  
**H: 5-1 | A: 5-1 | N: 1-0**

1/25/92	L, 71-75	A
2/10/92	W, 71-55	H
2/15/96	W, 66-59	A
2/24/96	W, 79-59	H
1/18/97	W, 103-98 2OT	A
2/13/97	W, 84-65	H
1/10/98	W, 76-64	A
2/5/98	W, 68-66	H
1/4/99	W, 76-59	H
1/31/99	W, 68-60	A
2/27/99	W, 73-72 3OT	N <sup>1</sup>
2/28/00	L, 65-69	H
2/27/00	W, 68-63	A

1 - Atlantic 10 Conference Tournament (Philadelphia, Pa.)

## Delaware

Virginia Tech leads series 2-0  
**H: 1-0 | A: 0-0 | N: 1-0**

12/5/80	W, 75-54	N <sup>1</sup>
12/20/85	W, 74-61	H <sup>2</sup>

1 - George Washington Tournament (Washington, D.C.)  
 2 - Marriott-Converse Christmas Classic (Blacksburg, Va.)

## Delaware State

Virginia Tech leads series 1-0  
**H: 1-0 | A: 0-0 | N: 0-0**

11/18/06	W, 66-50	H
----------	----------	---

## Denver

Virginia Tech leads series 2-0  
**H: 0-0 | A: 0-0 | N: 2-0**

3/16/01	W, 77-57	N <sup>1</sup>
11/25/05	W, 56-40	N <sup>2</sup>

1 - NCAA Tournament (Lubbock, Texas)  
 2 - Southern Methodist Tournament (Dallas, Texas)

## DePaul

Series tied 1-1  
**H: 0-0 | A: 0-0 | N: 1-1**

12/29/81	W, 62-61	N <sup>1</sup>
3/20/05	L, 78-79	N <sup>2</sup>

1 - Queens College Tournament (Flushing, N.Y.)  
 2 - NCAA Championships (College Park, Md.)

## Detroit

Series Tied 1-1  
**H: 1-0 | A: 0-1 | N: 0-1**

12/28/81	L, 47-65	N <sup>1</sup>
12/29/06	W, 71-57	H <sup>2</sup>

1 - Queens College Tournament (Flushing, N.Y.)  
 2 - Lady Luck Classic (Blacksburg, Va.)

## Drexel

Virginia Tech leads series 1-0  
**H: 1-0 | A: 0-0 | N: 0-0**

12/29/92	W, 92-41	H <sup>1</sup>
----------	----------	----------------

1 - Diamond Club Classic (Blacksburg, Va.)

## Duke

Duke leads series 22-2  
**H: 1-10 | A: 1-11 | N: 0-1**

1/24/81	W, 65-55	H
12/11/81	L, 58-71	A
11/5/92	L, 63-85	A <sup>1</sup>
11/17/98	W, 72-70	A
12/8/99	L, 61-70	H
1/9/05	L, 67-88	A
2/6/06	L, 62-73	H
2/22/06	L, 51-93	A
3/3/06	L, 56-69	N <sup>2</sup>
1/7/07	L, 54-86	H
1/29/07	L, 65-75	A
2/1/08	L, 50-85	H
2/22/08	L, 60-72	H
1/16/09	L, 52-57	H
2/19		

**Fordham****Virginia Tech leads series 8-0****H: 5-0 | A: 3-0 | N: 0-0**

1/3/96	W, 75-59	A
3/1/96	W, 90-78 2OT	H <sup>1</sup>
2/3/97	W, 63-61	H
2/21/98	W, 59-44	A
2/24/98	W, 79-40	H <sup>1</sup>
1/2/99	W, 78-61	H
2/6/00	W, 75-52	A
1/6/05	W, 80-67	H

1 - Atlantic 10 Conference Tournament (Blacksburg, Va.)

**Furman****Virginia Tech leads series 3-0****H: 3-0 | A: 0-0 | N: 0-0**

12/29/94	W, 73-61	H <sup>1</sup>
12/28/03	W, 83-70	H <sup>2</sup>
12/29/07	W, 82-49	H <sup>3</sup>

1 - Diamond Club Classic (Blacksburg, Va.)  
2 - Lady Luck Classic (Blacksburg, Va.)  
3 - Virginia Tech Classic (Blacksburg, Va.)**Gardner-Webb****Virginia Tech leads series 2-0****H: 2-0 | A: 0-0 | N: 0-0**

1/2/93	W, 89-59	H
12/28/01	W, 76-39	H <sup>1</sup>

1 - Lady Luck Classic (Blacksburg, Va.)

**George Mason****Virginia Tech leads series 5-2****H: 2-1 | A: 3-1 | N: 0-0**

12/13/86	W, 80-64	A
1/23/89	W, 67-49	A
12/6/89	L, 54-69	H
12/30/90	L, 56-57	H <sup>1</sup>
12/21/98	W, 66-57	A
11/23/08	W, 69-52	A
11/19/09	W, 70-41	H

1 - Diamond Club Classic (Blacksburg, Va.)

**George Washington****Virginia Tech leads series 11-10****H: 5-4 | A: 4-6 | N: 2-0**

12/19/77	W, 65-57	N <sup>1</sup>
1/26/79	L, 65-76	A
1/4/80	L, 53-57	A <sup>2</sup>
12/6/80	L, 54-57	H
12/5/81	W, 73-54	A <sup>3</sup>
12/12/87	L, 55-71	A
12/4/88	W, 51-35	H
1/13/96	L, 58-79	A
2/27/96	L, 60-64 OT	H
1/6/97	L, 57-83	A
1/21/97	L, 44-82	H
1/17/98	W, 64-57	H
1/29/98	W, 67-55	A
3/1/98	W, 73-72	N <sup>4</sup>
1/10/99	W, 74-65	A
2/21/99	W, 66-64	H
1/9/00	L, 64-76	H
2/2/00	L, 58-73	A
3/16/02	W, 68-52	H <sup>5</sup>
11/19/11	W, 55-48	A
11/25/12	W, 50-31	H

1 - VCU Christmas Tournament (Richmond, Va.)  
2 - George Washington Tournament (Washington, D.C.)  
3 - Belaire Classic (Washington, D.C.)  
4 - Atlantic 10 Conference Tournament (Amherst, Mass.)  
5 - WNIT (Blacksburg, Va.)**Georgetown****Virginia Tech leads series 4-2****H: 2-0 | A: 1-2 | N: 1-0**

2/9/79	L, 57-62	A
1/20/01	W, 79-50	H
1/12/02	W, 71-64	A
2/12/03	W, 78-46	H
1/17/04	L, 50-70	A
3/6/04	W, 56-47	N <sup>1</sup>

1 - BIG EAST Championships (Hartford, Conn.)

**Georgia****UGA leads series 3-0****H: 0-1 | A: 0-0 | N: 0-2**

12/29/80	L, 50-65	N <sup>1</sup>
12/27/86	L, 56-80	N <sup>2</sup>
11/17/99	L, 60-65	H <sup>2</sup>

1 - Texaco/Wildcat Tournament (Villanova, Pa.)  
2 - Preseason WNIT (Blacksburg, Va.)**Georgia Southern****Virginia Tech leads series 1-0****H: 1-0 | A: 0-0 | N: 0-0**

12/20/83	W, 84-61	H <sup>1</sup>
----------	----------	----------------

1 - Marriott-Converse Christmas Classic (Blacksburg, Va.)

**Georgia State****Virginia Tech leads series 1-0****H: 1-0 | A: 0-0 | N: 0-0**

3/16/00	W, 80-56	H <sup>1</sup>
---------	----------	----------------

1 - WNIT (Blacksburg, Va.)

**Georgia Tech****Georgia Tech leads series 7-5****H: 2-4 | A: 2-3 | N: 1-0**

3/22/03	W, 61-59	N <sup>1</sup>
2/16/05	W, 73-48	H
2/19/06	W, 70-54	A
2/5/07	W, 73-68	H
2/29/08	L, 43-76	A
2/26/09	L, 68-73 OT	H
1/31/10	L, 47-61	A
1/27/11	L, 57-78	H
3/3/11	L, 58-81	N <sup>2</sup>
2/23/12	L, 66-76	H
2/8/13	W, 63-61	A
1/23/14	L, 52-73	H

1 - NCAA Tournament (West Lafayette, Ind.)  
2 - ACC Tournament (Greensboro, N.C.)**Hampton****Virginia Tech leads series 4-1****H: 4-0 | A: 0-1 | N: 0-0**

12/29/95	W, 84-66	H <sup>1</sup>
12/29/99	W, 93-61	H <sup>2</sup>
12/29/01	W, 83-43	H <sup>3</sup>
12/30/12	W, 55-45	H
1/1/14	L, 60-70	A

1 - Diamond Club Classic (Blacksburg, Va.)  
2 - Virginia Lottery-Hokie Hardwood Classic (Blacksburg, Va.)  
3 - Lady Luck Classic (Blacksburg, Va.)**High Point****Virginia Tech leads series 2-0****H: 2-0 | A: 0-0 | N: 0-0**

1/4/06	W, 91-52	H
11/11/07	W, 103-64	H

**Hofstra****Virginia Tech leads series 1-0****H: 0-0 | A: 1-0 | N: 0-0**

11/23/13	W, 77-72 OT	A
----------	-------------	---

**Houston****Houston leads series 2-1****H: 0-1 | A: 0-0 | N: 1-1**

12/29/88	L, 69-80	N <sup>1</sup>
12/1/96	W, 69-66	N <sup>2</sup>
3/23/02	L, 72-77 2OT	H <sup>3</sup>

1 - Cardinal Classic (Stanford, Calif.)  
2 - Hawaiian Airlines Wahine Classic (Honolulu, Hawaii)  
3 - WNIT (Blacksburg, Va.)**Howard****Virginia Tech leads series 4-0****H: 2-0 | A: 1-0 | N: 1-0**

12/11/82	W, 78-54	H
12/10/83	W, 89-65	A
11/12/06	W, 97-78	N <sup>1</sup>
11/9/13	W, 84-32	H

1 - Basketball Travelers Classic (Baton Rouge, La.)

**Illinois****Illinois leads series 1-0****H: 0-0 | A: 0-0 | N: 0-1**

11/30/91	L, 66-68	N <sup>1</sup>
----------	----------	----------------

1 - Coors Classic (Boulder, Colo.)

**Indiana****Indiana leads series 1-0****H: 0-0 | A: 1-0 | N: 0-0**

12/4/13	L, 65-71	A
---------	----------	---

**Iona****Virginia Tech leads series 1-0****H: 1-0 | A: 0-0 | N: 0-0**

1/3/97	W, 50-49	H
--------	----------	---

**Iowa****Iowa leads series 1-2****H: 1-0 | A: 0-1 | N: 0-1**

3/21/04	W, 89-76	H <sup>1</sup>
1/12/10	L, 43-72	N <sup>2</sup>
11/30/11	L, 47-58	A <sup>3</sup>

1 - NCAA Championships (Blacksburg, Va.)  
2 - Caribbean Challenge (Cancun, Mexico)  
3 - Big Ten/ACC Challenge (Iowa City, Iowa)**Iowa State****Series tied 1-1****H: 0-0 | A: 0-0 | N: 1-1**

11/28/03	W, 67-57	N <sup>1</sup>
11/24/06	L, 69-75	N <sup>2</sup>

1 - Virgin Islands Paradise Jam (St. Thomas, VI.)  
2 - Pepperdine Tournament (Malibu, Calif.)**IUPUI****IUPUI leads series 1-0****H: 0-0 | A: 0-0 | N: 0-1**

12/19/08	L, 52-64	N <sup>1</sup>
----------	----------	----------------

1 - South Padre Island Shootout (South Padre Island, Texas)

**James Madison****Virginia Tech leads series 22-13****H: 13-4 | A: 9-8 | N: 0-1**

2/19/77	W, 56-46	H
3/3/77	L, 37-48	N <sup>1</sup>
2/16/78	L, 47-65	A
1/30/79	W, 57-49	H
3/1/79	L, 64-66	H <sup>2</sup>
1/29/80	W, 62-55	A
1/28/81	W, 66-58	H
3/3/81	W, 71-65	A <sup>3</sup>
10/2/82	W, 85-74	A
2/16/83	W, 57-47	H
2/21/84	L, 59-72	A
1/21/85	W, 73-62	H
2/5/86	L, 59-81	A
1/15/87	W, 63-61	H
1/25/88	L, 39-79	H
12/10/88	L, 49-72	H
2/17/90	W, 53-50 OT	A
1/21/91	L, 48-64	H
2/17/92	L, 62-75	A
2/9/93	W, 81-60	H
1/25/94	W, 74-60	A
1/23/95	W, 68-54	H
1/11/96	L, 58-75	A
12/5/96	L, 54-56	H
12/21/97	L, 70-77	A
11/24/98	W, 72-54	H
12/2/99	W, 66-50	H
11/21/00	W, 78-60	H
12/21/01	W, 70-47	A
12/7/02	W, 77-73 OT	H
12/21/03	W, 60-53	A
11/23/04	W, 80-67	A
11/20/05	W, 86-71	H
12/14/08	W, 72-70 OT	H
11/22/09	L, 59-66	A

1 - Virginia State Tournament (Norfolk, Va.)  
2 - Virginia State Tournament (Blacksburg, Va.)  
3 - Virginia State Tournament (Harrisonburg, Va.)**Kentucky****Series tied 1-1****H: 1-0 | A: 0-1 | N: 0-0**

2/29/88	L, 79-80	A
2/19/89	W, 75-66	H

**LaSalle****Virginia Tech leads series 7-4****H: 4-1 | A: 3-3 | N: 0-0**

2/25/96	W, 70-65	H
2/1/96	L, 53-77	A
1/23/97	L, 40-69	A
2/22/97	L, 54-67	H
2/27/97	L, 66-81	A <sup>1</sup>
1/13/98	W, 65-57	H
2/1/98	W, 67-55	A
2/7/99	W, 62-35	H
2/18/99	W, 70-57	A
1/16/00	W, 76-57	A
2/24/00	W, 64-57	H

1 - Atlantic 10 Conference Tournament (Philadelphia, Pa.)

**Lafayette****Virginia Tech leads series 1-0****H: 1-0 | A: 0-0 | N: 0-0**

12/29/08	W, 66-44	H <sup>1</sup>
----------	----------	----------------

1 - Hokie Hardwood Classic (Blacksburg, Va.)

**Lamar****Lamar leads series 1-0****H: 0-0 | A: 0-0 | N: 0-1**

11/23/90	L, 54-71	N <sup>1</sup>
----------	----------	----------------

1 - Florida International Tournament (Miami, Fla.)

**Lenoir-Rhyne****LRU leads series 1-0****H: 0-1 | A: 0-0 | N: 0-0**

2/1/79	L, 73-87	H <sup>1</sup>
--------	----------	----------------

1 - Virginia Tech Invitational (Blacksburg, Va.)

**Liberty****Virginia Tech leads series 14-1****H: 7-1 | A: 7-0 | N: 1-0**

2/16/82	W, 77-44	H
2/28/83	W, 78-74	A
1/8/90	W, 80-54	H
2/4/91	W, 77-56	A
11/13/98	W, 69-55	A
11/15/99	W, 60-45	H
11/17/00	W, 72-51	H
12/8/01	W, 56-40	A
12/14/02	W, 53-50	A
1/2/04	W, 52-45	H
12/7/04	W, 66-55	A
12/10/05	W, 70-60	H
12/5/06	W, 55-52	A
11/19/06	W, 73-68	H
12/30/08	L, 43-45	H <sup>1</sup>

1 - Hokie Hardwood Classic (Blacksburg, Va.)

**Longwood****Virginia Tech leads series 8-1****H: 7-0 | A: 1-1 | N: 0-0**

1/25/77	W, 58-47	H
2/7/78	L, 59-68	A
2/15/79	W, 81-55	H
2/15/80	W, 75-58	A
12/28/05	W, 89-70	H <sup>1</sup>
1/25/09	W, 73-57	H
11/13/09	W, 77-55	H
2/10/11	W, 62-54	H
12/1/12	W, 73-58	H

# ALL-TIME SERIES RESULTS

## Mississippi State

**Virginia Tech leads series 4-1**  
H: 1-1 | A: 1-0 | N: 2-0

12/21/83	L, 87-89	H <sup>1</sup>
1/18/85	W, 72-66	A
12/18/93	W, 76-61	N <sup>2</sup>
12/29/98	W, 73-52	H <sup>3</sup>
11/29/03	W, 63-56	N <sup>4</sup>

1 - Marriott-Converse Classic (Blacksburg, Va.)  
2 - Pepperdine Tournament (Malibu, Calif.)  
3 - Diamond Club Classic (Blacksburg, Va.)  
4 - Virgin Islands Paradise Jam (St. Thomas, VI.)

## Missouri

**Virginia Tech leads series 1-0**  
H: 0-0 | A: 0-0 | N: 1-0

3/19/06	W, 82-51	N <sup>1</sup>
---------	----------	----------------

1 - NCAA Championships (University Park, Pa.)

## Missouri State

**MSU leads series 1-0**  
H: 0-0 | A: 0-1 | N: 0-0

11/17/94	L, 45-61	A <sup>1</sup>
----------	----------	----------------

1 - Preseason WNIT (Springfield, Mo.)

## Morehead State

**Virginia Tech leads series 6-0**  
H: 3-0 | A: 2-0 | N: 1-0

2/19/83	W, 61-60	H
1/16/84	W, 75-62	A
11/27/87	W, 59-52	N <sup>1</sup>
2/25/93	W, 94-88	A
1/6/94	W, 86-52	H
2/3/07	W, 77-64	H

1 - Appalachian State/Sheraton Classic (Boone, N.C.)

## Mount St. Mary's

**Virginia Tech leads series 1-0**  
H: 1-0 | A: 0-0 | N: 0-0

12/9/09	W, 44-42	H
---------	----------	---

## N.C. State

**NCSC leads series 14-0**  
H: 0-0 | A: 0-6 | N: 0-1

11/24/80	L, 68-94	A
1/25/82	L, 47-48	H
12/6/82	L, 63-79	A
12/31/83	L, 63-64	N <sup>1</sup>
1/17/05	L, 75-76 OT	H
1/2/06	L, 44-65	A
2/18/07	L, 63-68	H
1/25/08	L, 50-60	A
2/1/09	L, 46-57	A
2/7/10	L, 57-70	A
2/17/11	L, 65-81	H
1/29/12	L, 53-65	H
1/24/13	L, 39-58	A
2/9/14	L, 71-72 OT	H

1 - Dogwood Classic (Fayetteville, N.C.)

## NJIT

**Virginia Tech leads series 1-0**  
H: 1-0 | A: 0-0 | N: 1-1

12/29/09	W, 67-51	H <sup>1</sup>
----------	----------	----------------

1 - Hilton Garden Inn Classic (Blacksburg, Va.)

## Norfolk State

**Virginia Tech leads series 4-3**  
H: 3-1 | A: 1-2 | N: 0-0

1/15/77	L, 55-58	H
3/4/77	L, 49-56	A <sup>1</sup>
1/21/78	L, 68-86	A
1/12/79	W, 83-62	H
3/3/79	W, 70-53	H <sup>2</sup>
1/18/80	W, 65-61	A
1/12/81	W, 73-37	H

1 - Virginia State Tournament (Norfolk, Va.)  
2 - Virginia State Tournament (Blacksburg, Va.)

## North Carolina

**UNC leads series 16-4**  
H: 2-5 | A: 1-9 | N: 1-2

11/28/79	L, 73-82	A
2/13/82	W, 76-74	H
2/21/83	L, 83-100	A
12/30/83	L, 52-74	N <sup>1</sup>
12/1/84	W, 74-73	N <sup>2</sup>
12/4/85	L, 73-75	A
12/19/91	L, 62-76	A
12/30/94	L, 52-57	H <sup>3</sup>
2/11/05	L, 67-93	A
2/17/06	L, 75-84	A
1/4/07	L, 68-102	A
3/2/07	L, 60-90	N <sup>4</sup>
1/10/08	L, 59-79	H
2/5/09	L, 77-93	A
1/14/10	W, 79-64	H
1/30/11	L, 51-76	A
1/19/12	L, 37-56	H

1/6/13	L, 45-48	A
2/22/13	L, 50-72	H
2/24/14	W, 50-47	A

1 - Dogwood Classic (Fayetteville, N.C.)  
2 - Salem, Va.  
3 - Diamond Club Classic (Blacksburg, Va.)  
4 - ACC Tournament (Greensboro, N.C.)

## North Carolina A&T

**Virginia Tech leads series 2-0**  
H: 2-0 | A: 0-0 | N: 0-0

12/5/07	W, 85-56	H
12/28/12	W, 58-39	H

## North Carolina Central

**Virginia Tech leads series 3-0**  
H: 3-0 | A: 0-0 | N: 0-0

11/20/08	W, 81-45	H
12/6/09	W, 85-44	H
12/11/11	W, 70-52	H

## Northern Arizona

**NAU leads series 1-0**  
H: 0-0 | A: 0-1 | N: 0-0

12/19/95	L, 50-80	A <sup>1</sup>
----------	----------	----------------

1 - Woodlands Plaza Classic (Flagstaff, Ariz.)

## Northwestern

**Series tied 1-1**  
H: 1-0 | A: 0-0 | N: 0-1

12/22/83	W, 85-77	H <sup>1</sup>
12/20/86	L, 64-70	N <sup>2</sup>

1 - Marriott-Converse Christmas Classic (Blacksburg, Va.)  
2 - Old Dominion Classic (Norfolk, Va.)

## Northwestern State (La.)

**Virginia Tech leads series 1-0**  
H: 0-0 | A: 0-0 | N: 1-0

11/24/01	W, 71-46	N <sup>1</sup>
----------	----------	----------------

1 - Crawfish Classic (Baton Rouge, La.)

## Notre Dame

**Notre Dame leads series 6-1**  
H: 1-1 | A: 0-4 | N: 0-1

1/3/01	L, 64-75	H
1/13/01	L, 55-75	A
3/5/01	L, 49-67	N <sup>1</sup>
1/26/02	L, 57-64	A
2/9/03	W, 53-50	H
1/10/04	L, 40-53	A
1/30/14	L, 48-74	A

1 - BIG EAST Tournament (Storrs, Conn.)

## Ohio

**Ohio leads series 3-1**  
H: 1-0 | A: 0-1 | N: 0-2

11/24/84	L, 77-79	N <sup>1</sup>
12/2/89	L, 55-62	N <sup>2</sup>
12/4/93	W, 75-60	H
11/28/94	L, 66-67 OT	A

1 - Tennessee Tech Classic (Cookeville, Tenn.)  
2 - Roger I. White Invitational (Evanston, Ill.)

## Oklahoma State

**Virginia Tech leads series 1-0**  
H: 0-0 | A: 0-0 | N: 1-0

12/20/94	W, 83-77	N <sup>1</sup>
----------	----------	----------------

1 - San Juan Shootout (San Juan, P.R.)

## Old Dominion

**ODU leads series 20-8**  
H: 3-9 | A: 5-10 | N: 0-1

2/2/77	L, 39-82	A
1/27/78	L, 48-108	H
3/2/78	L, 53-83	A <sup>1</sup>
2/8/79	L, 47-91	A
2/5/80	L, 52-78	H
2/23/81	L, 39-85	A
3/6/81	L, 54-65	N <sup>2</sup>
12/7/81	L, 45-82	H
12/20/82	L, 53-84	A
3/1/84	L, 67-100	H
1/30/85	L, 76-86	A
11/30/85	W, 73-72	A
12/19/86	L, 54-76	A <sup>3</sup>
1/20/88	L, 56-77	H
12/17/88	L, 63-68	H
12/21/89	L, 72-84	H
12/8/90	L, 69-80	H
12/7/91	L, 55-71	H
12/19/92	W, 76-63	A
12/21/00	W, 69-57	A
11/19/01	W, 68-62	H
12/21/02	L, 49-63	H
12/3/03	W, 79-72	H
11/27/04	L, 56-87	A
1/22/05	W, 76-69	H
11/11/11	W, 77-65	A
11/9/12	L, 35-55	H
11/11/13	W, 73-61	A

1 - Virginia State Tournament (Norfolk, Va.)  
2 - Virginia State Tournament (Harrisonburg, Va.)  
3 - Old Dominion Classic (Norfolk, Va.)

## Oregon

**Oregon leads series 1-0**  
H: 0-0 | A: 0-1 | N: 0-0

11/27/99	L, 53-73	A <sup>1</sup>
----------	----------	----------------

1 - Pepsi Shootout (Eugene, Ore.)

## Penn State

**PSU leads series 3-0**  
H: 2-0 | A: 0-1 | N: 0-0

3/23/04	L, 48-61	H <sup>1</sup>
12/6/11	L, 28-66	A
12/12/12	L, 41-60	H

1 - NCAA Championships (Blacksburg, Va.)

## Pittsburgh

**Virginia Tech leads series 6-2**  
H: 4-0 | A: 2-1 | N: 0-1

2/19/80	L, 54-76	A
11/30/96	L, 63-72	N <sup>1</sup>
2/11/01	W, 86-50	W
12/5/01	W, 83-64	A
11/5/03	W, 61-53	H
1/21/04	W, 67-57	A
2/28/04	W, 85-55	H
2/20/14	W, 69-62	H

1 - Hawaiian Airlines Wahine Classic (Honolulu, Hawaii)

## Prairie View A&M

**Virginia Tech leads series 1-0**  
H: 0-0 | A: 0-0 | N: 1-0

11/24/07	W, 74-66	N <sup>1</sup>
----------	----------	----------------

1 - Junkaroo Jam (Freeport, Bahamas)

## Presbyterian

**Virginia Tech leads series 3-0**  
H: 3-0 | A: 0-0 | N: 0-0

1/5/09	W, 64-31	H
11/12/10	W, 59-52	H
11/30/13	W, 55-33	H

## Providence

**Virginia Tech leads series 5-1**  
H: 3-0 | A: 2-1 | N: 0-0

2/3/01	W, 65-54	A
2/21/01	L, 71-64	H
2/13/02	L, 61-67	H
2/1/03	W, 80-56	H
1/4/04	W, 64-34	H
2/21/04	W, 77-56	A

## Purdue

**Purdue leads series 1-0**  
H: 0-0 | A: 0-1 | N: 0-0

3/23/03	L, 62-80	A <sup>1</sup>
---------	----------	----------------

1 - NCAA Tournament (West Lafayette, Ind.)

## Queens (N.Y.)

**Virginia Tech leads series 1-0**  
H: 0-0 | A: 1-0 | N: 0-0

12/27/81	W, 100-51	N <sup>1</sup>
----------	-----------	----------------

1 - Queens College Tournament (Flushing, N.Y.)

## Radford

**Virginia Tech leads series 23-9**  
H: 12-4 | A: 11-5 | N: 1-0

1/12/77	L, 50-60	A
1/24/78	L, 52-73	H
2/20/78	L, 68-81	A
2/14/79	L, 60-66	H
2/23/80	W, 63-62	A
11/28/81	W, 81-63	H
12/9/82	W, 73-63	A
2/27/85	W, 71-64	H
2/18/86	L, 81-86	H
12/6/86	W, 64-55	H <sup>1</sup>
2/10/88	W, 77-74	A
3/1/89	W, 71-59	H
2/28/90	W, 66-54	A
2/21/91	W, 87-49	H
2/12/92	L, 72-75	H
1/20/93	W, 81-68	H
2/1/94	W, 72-63	A
12/1/94	W, 72-42	H
11/29/95	L, 64-81	H
12/11/96	L, 83-84	H
12/10/97	W, 84-67	H
11/22/98	W, 86-52	H
1/2/00	W, 66-42	A
12/9/00	W, 71-45	H
12/12/01	W, 80-46	A
12/31/02	W, 78-56	H
12/7/05	W, 58-52	A
11/10/06	L, 60-67	H
11/18/08	W, 78-54	H
11/25/09	W, 78-51	A
12/21/10	W, 68-54	H
12/21/13	W, 82-33	A

1 - Converse Christmas Classic (Blacksburg, Va.)

## Randolph-Macon

**Virginia Tech leads series 1-0**  
H: 1-0 | A: 0-0 | N: 0-0

1/30/86	W, 76-64	H
---------	----------	---

## Rhode Island

**Virginia Tech leads series 4-2**  
H: 2-1 | A: 1-1 | N: 1-0

2/10/96	L, 63-68	H
2/1/97	L, 58-69	A
12/1/98	W, 84-60	H
2/14/99	W, 64-62	H
1/6/00	W, 81-38	H
3/3/00	W, 68-37	N <sup>1</sup>

1 - Atlantic 10 Conference Tournament (Philadelphia, Pa.)

## Richmond

**Richmond leads series 6-5**  
H: 3-2 | A: 2-4 | N: 0-0

12/5/87	W, 70-58	H
1/4/89	L, 54-79	A
12/30/89	L, 58-66	A <sup>1</sup>
2/20/96	L, 55-64	H
12/19/96	L, 76-82	A
12/2/00	W, 77-74	A
11/15/01	W, 76-62	H
2/2/05	W, 79-63	H
12/4/05	W, 54-47	H
12/5/12	L, 51-65	A
11/27/13	56-64	H

1 - Dole Pineapple Classic (Richmond, Va.)

## Roanoke College

**Virginia Tech leads series 3-0**  
H: 1-0 | A: 2-0 | N: 0-0

2/15/77	W, 71-68	H
2/28/78	W, 76-56	A
2/20/82	W, 100-67	A

## Robert Morris

**Virginia Tech leads series 2-1**  
H: 1-1 | A: 0-0 | N: 1-0

12/21/07	W, 76-67	N <sup>1</sup>
12/11/10	L, 52-66	H
12/29/13	W, 70-64	H

1 - Tulane Tournament (New Orleans, La.)

## Rutgers

**Rutgers leads series 4-2**  
H: 2-0 | A: 0-4 | N: 0-0

12/6/00	L, 53-61	A
2/26/02	W, 70-63	H
3/2/02	L, 43-44	A <sup>1</sup>
1/22/03	W, 66-64 OT	H
2/26/03	L, 43-67	A
1/7/04	L, 43-56	A

1 - BIG EAST Tournament (Piscataway, N.J.)

## Savannah State

**Virginia Tech leads series 1-0**  
H: 1-0 | A: 0-0 | N: 0-0

2/11/10	W, 68-41	H
---------	----------	---

## Seton Hall

**Virginia Tech leads series 5-0**  
H: 2-0 | A: 3-0 | N: 0-0

2/24/01	W, 52-46	A
2/17/02	W, 74-52	H
2/4/03	W, 55-46	A
2/3/04	W, 64-40	H
2/18/04	W, 48-42	A

## Siena

**Siena leads series 1-0**  
H: 0-1 | A: 0-0 | N: 0-0

12/30/97	L, 64-69	H <sup>1</sup>
----------	----------	----------------

1 - Diamond Club Classic (Blacksburg, Va.)

## SMU

3/4/03	W, 69-53	A
3/2/04	W, 69-38	H
12/20/09	L, 62-75	A <sup>2</sup>

1 - Queens College Holiday Classic (Flushing, N.Y.)  
2 - Roger I. White Invitational (Evanston, Ill.)  
3 - St. John's-Chartwells Holiday Classic (Queens, N.Y.)

### St. Joseph's (Pa.)

#### Virginia Tech leads series 5-3

H: 1-1 | A: 2-2 | N: 2-0

3/16/95	W, 62-52	N <sup>1</sup>
2/3/96	L, 50-57	A
1/12/97	L, 44-75	A
2/12/98	L, 43-58	H
2/26/98	W, 67-62	A <sup>2</sup>
1/22/99	W, 65-56	H
1/23/00	W, 62-53	A
11/28/08	W, 66-63	N <sup>3</sup>

1 - NCAA Tournament (Storrs, Conn.)  
2 - Atlantic 10 Conference Tournament (Philadelphia, Pa.)  
3 - Vanderbilt Thanksgiving Tournament (Nashville, Tenn.)

### St. Louis

#### Series tied 1-1

H: 0-0 | A: 0-0 | N: 1-1

12/18/79	W, 71-60	N <sup>1</sup>
2/6/81	L, 65-72	N <sup>2</sup>

1 - Metro Holiday Tournament (Tallahassee, Fla.)  
2 - Metro Conference Tournament (New Orleans, La.)

### St. Mary's (Calif.)

#### Series tied 1-1

H: 0-0 | A: 1-1 | N: 0-0

11/27/97	W, 68-59	A <sup>1</sup>
11/25/11	L, 47-60	A <sup>1</sup>

1 - St. Mary's Thanksgiving Classic (Moraga, Calif.)

### St. Peter's (N.J.)

#### Virginia Tech leads series 1-0

H: 1-0 | A: 0-1 | N: 0-0

3/13/99	W, 73-48	H <sup>1</sup>
---------	----------	----------------

1 - NCAA Tournament (Blacksburg, Va.)

### Stetson

#### Stetson leads series 1-0

H: 0-0 | A: 0-1 | N: 0-0

11/24/95	L, 77-83	A
----------	----------	---

### Syracuse

#### Virginia Tech leads series 4-3

H: 2-0 | A: 2-3 | N: 0-0

11/27/88	L, 75-76	OT	A <sup>1</sup>
1/31/01	W, 48-46	A	H
1/5/02	W, 62-56	H	A
1/23/02	L, 59-75	A	H
1/4/03	W, 73-63	H	A
1/31/04	W, 75-60	A	A
2/6/14	L, 48-73	A	A

1 - Carrier Classic (Syracuse, N.Y.)

### Temple

#### Virginia Tech leads series 4-2

H: 2-0 | A: 2-1 | N: 0-1

12/28/82	L, 83-85	ZOT	N <sup>1</sup>
2/12/96	W, 86-49	H	A
1/10/97	L, 61-79	A	H
2/14/98	W, 69-51	A	H
2/24/99	W, 89-69	H	A
1/21/00	W, 59-54	A	A

1 - Queens College Holiday Classic (Flushing, N.Y.)

### Tennessee

#### UT leads series 7-0

H: 0-3 | A: 0-3 | N: 0-1

1/4/83	L, 47-56	H
1/10/84	L, 63-77	A
11/28/89	L, 55-81	A
12/3/90	L, 54-64	H
12/10/94	L, 51-88	A
2/22/95	L, 33-66	H
3/20/99	L, 52-68	N <sup>1</sup>

1 - NCAA Tournament (Greensboro, N.C.)

### Tennessee Tech

#### Series tied 1-1

H: 0-0 | A: 0-1 | N: 1-0

11/23/84	L, 79-94	A <sup>1</sup>
11/25/06	W, 87-52	N <sup>2</sup>

1 - Tennessee Tech Classic (Cookeville, Tenn.)  
2 - Pepperdine Tournament (Malibu, Calif.)

### Texas A&M Corpus Christi

#### Virginia Tech leads series 1-0

H: 1-0 | A: 0-0 | N: 0-0

12/29/05	W, 76-64	H <sup>1</sup>
----------	----------	----------------

1 - Lady Luck Classic (Blacksburg, Va.)

### Texas San Antonio

#### Virginia Tech leads series 1-0

H: 0-0 | A: 0-0 | N: 1-0

12/20/07	W, 84-59	N <sup>1</sup>
----------	----------	----------------

1 - Tulane Tournament (New Orleans, La.)

### Texas Tech

#### Series tied 2-2

H: 0-0 | A: 0-1 | N: 2-1

12/21/94	L, 47-68	N <sup>1</sup>	
3/18/01	L, 52-73	A <sup>2</sup>	
12/19/04	W, 71-70	OT	N <sup>3</sup>
12/20/05	W, 69-62	N <sup>4</sup>	

1 - San Juan Shootout (San Juan, P.R.)  
2 - NCAA Tournament (Lubbock, Texas)  
3 - Duel in the Desert (Las Vegas, Nev.)  
4 - Caribbean Classic (Cancun, Mexico)

### Towson

#### Virginia Tech leads series 1-0

H: 1-0 | A: 0-0 | N: 0-0

12/29/90	W, 92-61	H <sup>1</sup>
----------	----------	----------------

1 - Diamond Club Classic (Blacksburg, Va.)

### Tulane

#### Virginia Tech leads series 9-8

H: 6-1 | A: 2-6 | N: 1-1

1/29/82	L, 64-72	N <sup>1</sup>	
2/25/82	W, 62-52	N <sup>2</sup>	
2/25/84	L, 59-64	A	
1/10/85	W, 104-64	H	
1/13/86	L, 77-89	OT	A
1/20/90	W, 82-59	H	
3/3/90	W, 70-53	A	
1/14/91	W, 64-54	A	
2/11/91	W, 67-41	H	
2/1/92	L, 56-59	A	
2/29/92	L, 43-63	H	
1/16/93	W, 80-57	H	
2/15/93	L, 65-79	A	
1/15/94	L, 64-75	A	
2/26/94	W, 71-65	H	
1/27/95	L, 62-72	A	
2/12/95	W, 77-65	H	

1 - Cincinnati, Ohio  
2 - Metro Conference Tournament (Memphis, Tenn.)

### UAB

#### Virginia Tech leads series 2-1

H: 1-0 | A: 0-1 | N: 1-0

12/21/06	L, 59-70	A	
12/2/07	W, 77-71	H	
12/19/09	W, 68-66	OT	N <sup>1</sup>

1 - St. John's-Chartwells Holiday Classic (Queens, N.Y.)

### UCF

#### UCF leads series 1-0

H: 0-0 | A: 0-1 | N: 0-0

12/18/11	L, 32-41	A
----------	----------	---

### UMass

#### UMass leads series 5-4

H: 1-3 | A: 2-1 | N: 1-1

12/28/86	W, 86-63	N <sup>1</sup>	
1/18/96	L, 47-65	A	
3/2/96	L, 42-64	H <sup>2</sup>	
1/29/97	L, 52-54	H	
1/4/98	L, 56-58	H	
3/2/98	W, 66-64	OT	A <sup>3</sup>
2/12/99	W, 67-51	A	
2/13/00	W, 66-45	H	
3/4/00	L, 54-58	N <sup>4</sup>	

1 - Texaco/Wildcat Tournament (Villanova, Pa.)  
2 - Atlantic 10 Conference Tournament (Blacksburg, Va.)  
3 - Atlantic 10 Conference Tournament (Amherst, Mass.)  
4 - Atlantic 10 Conference Tournament (Philadelphia, Pa.)

### UMBC

#### Virginia Tech leads series 3-0

H: 3-0 | A: 0-0 | N: 0-0

12/29/97	W, 89-36	H <sup>1</sup>
1/3/10	W, 74-44	H
12/29/11	W, 57-52	H <sup>2</sup>

1 - Diamond Club Classic (Blacksburg, Va.)  
2 - Hilton Garden Inn Hokie Classic (Blacksburg, Va.)

### UNC Asheville

#### Virginia Tech leads series 1-0

H: 1-0 | A: 0-0 | N: 0-0

12/28/00	W, 85-47	H <sup>1</sup>
----------	----------	----------------

1 - Lady Luck Classic (Blacksburg, Va.)

### UNCG

#### Virginia Tech leads series 7-1

H: 5-0 | A: 1-1 | N: 1-0

12/30/91	W, 84-65	H <sup>1</sup>
1/6/93	L, 54-63	A
11/21/96	W, 89-86	H
12/4/97	W, 88-74	A
3/13/02	W, 51-45	H <sup>2</sup>
11/22/02	W, 54-46	H
1/10/07	W, 56-45	A
11/14/08	W, 59-53	H

1 - Diamond Club Classic (Blacksburg, Va.)  
2 - WNIT (Blacksburg, Va.)

### USC Upstate

#### Virginia Tech lead series 2-0

H: 2-0 | A: 0-0 | N: 0-0

2/2/09	W, 68-62	OT	H
12/15/13	W, 65-61	H	

### UT Martin

#### Virginia Tech leads series 1-0

H: 1-0 | A: 0-0 | N: 0-0

12/28/02	W, 87-55	H <sup>1</sup>
----------	----------	----------------

1 - Lady Luck Classic (Blacksburg, Va.)

### Valparaiso

#### Virginia Tech leads series 1-0

H: 0-0 | A: 0-0 | N: 1-0

11/19/04	W, 64-57	N <sup>1</sup>
----------	----------	----------------

1 - Subway Basketball Classic (Minneapolis, Minn.)

### Vanderbilt

#### Vanderbilt leads series 1-2

H: 0-0 | A: 0-0 | N: 0-1

11/29/91	L, 63-78	N <sup>1</sup>
11/29/08	L, 43-72	A <sup>2</sup>
12/30/10	W, 74-68	H <sup>3</sup>

1 - Coors Classic (Boulder, Colo.)  
2 - Vanderbilt Thanksgiving Tournament (Nashville, Tenn.)  
3 - Hilton Garden Inn Classic (Blacksburg, Va.)

### Vermont

#### Virginia Tech leads series 1-0

H: 1-0 | A: 0-0 | N: 0-0

3/20/02	W, 76-48	H <sup>1</sup>
---------	----------	----------------

1 - WNIT (Blacksburg, Va.)

### Villanova

#### Villanova leads series 4-3

H: 2-1 | A: 0-2 | N: 1-1

11/29/97	L, 46-55	N <sup>1</sup>
1/23/01	W, 65-59	H
3/4/01	W, 73-67	N <sup>2</sup>
2/23/02	L, 64-76	A
1/7/03	L, 60-62	A
2/22/03	L, 61-71	H
1/14/04	W, 63-50	H

1 - St. Mary's Thanksgiving Tipoff Classic (Moraga, Calif.)  
2 - BIG EAST Conference Tournament (Storrs, Conn.)

### Virginia

#### Virginia leads series 43-8

H: 4-16 | A: 3-20 | N: 1-7

12/9/76	L, 52-54	A	
2/24/77	L, 58-67	H	
1/9/78	L, 39-54	A	
3/3/78	L, 38-58	N <sup>1</sup>	
1/17/79	L, 58-64	H	
1/14/80	L, 39-48	N <sup>2</sup>	
1/3/81	L, 43-58	N <sup>3</sup>	
3/7/81	L, 41-49	N <sup>4</sup>	
2/6/82	W, 63-56	N <sup>5</sup>	
1/8/83	L, 66-70	N <sup>6</sup>	
1/4/84	L, 70-88	A	
1/16/85	L, 62-74	A	
12/10/85	L, 58-87	N <sup>7</sup>	
12/9/86	L, 43-73	A	
12/8/87	L, 57-74	H	
11/29/88	L, 73-75	A	
1/3/90	L, 77-79	H	
11/28/90	L, 44-93	A	
12/8/92	L, 59-93	H	
12/8/93	L, 66-78	H	
1/13/95	W, 69-62	H	
12/6/95	L, 38-80	A	
2/6/97	L, 41-90	H	
11/25/97	L, 49-64	A	
11/30/98	W, 81-65	H	
12/20/99	L, 62-67	A	
11/30/00	W, 57-56	H	
11/29/01	L, 58-60	H	
12/3/02	W, 72-56	H	
11/23/03	W, 63-62	A	
1/28/05	L, 67-70	H	
2/13/05	L, 58-61	A	
1/16/06	L, 59-78	H	
2/2/06	W, 65-54	A	
1/22/07	W, 60-58	A	
2/15/07	L, 76-79	H	
1/13/08	L, 57-70	A	
2/17/08	L, 53-62	H	
1/21/09	L, 69-75	H	
2/8/09	L, 61-69	N <sup>8</sup>	
3/5/09	L, 57-66	N <sup>9</sup>	
1/18/10	L, 56-70	H	
2/28/10	L, 46-55	A	
1/23/11	L, 37-72	H	
2/27/11	L, 71-73	OT	A
1/12/12	L, 39-52	H	
2/19/12	L, 40-66	H	
1/3/13	L, 48-52	A	
2/10/13	L, 47-50	H	
1/9/14	L, 60-67	H	
2/16/14	L, 64-80	A	

1 - Virginia State Tournament (Norfolk, Va.)  
2 - Richmond, Va.  
3 - Roanoke, Va.  
4 - Virginia State Tournament (Harrisburg, Va.)  
5 - ACC Tournament (Greensboro, N.C.)

### Washington State

#### Virginia Tech leads series 1-0

H: 0-0 | A: 0-0 | N: 1-0

11/30/02	W, 72-50	N <sup>1</sup>
----------	----------	----------------

1 - FIU Thanksgiving Classic (Miami, Fla.)

### West Virginia

#### Virginia Tech leads series 11-5

H: 4-1 | A: 4-3 | N: 3-1

2/22/78	L, 72-75	A
2/21/79	W, 73-61	H
2/20/80	W, 71-	

# ALL-TIME SERIES

Opponent	Record	Streak		Last Meeting
Air Force	1-0	Won 1	W	75-70 Nov. 27, 1991
Akron	2-0	Won 2	W	80-59 Dec. 28, 1998
Alabama	2-0	Won 2	W	72-59 Dec. 4, 2004
Alcorn State	1-0	Won 1	W	87-44 Dec. 29, 2010
American	1-1	Won 1	W	92-57 Dec. 4, 1981
Appalachian State	12-2	Won 4	W	71-68 Nov. 14, 2012
Auburn	1-5	Lost 1	#L	73-81 Mar. 22, 2007
Boston College	11-10	Won 1	W	70-63 OT Feb. 2, 2014
Bradley	2-0	Won 2	W	76-62 Jan. 12, 1994
Bridgewater	2-1	Won 1	W	70-58 Dec. 6, 1978
Bucknell	1-0	Won 1	W	87-49 Nov. 17, 2013
Campbell	1-0	Won 1	W	70-59 Dec. 30, 1995
Carson Newman	1-0	Won 1	W	71-56 Dec. 19, 1980
Charleston	9-3	Won 8	W	77-50 Feb. 17, 1989
Charlotte	13-11	Lost 2	L	65-71 OT Nov. 16, 2011
Chattanooga	3-0	Won 3	W	64-45 Dec. 28, 2011
Cincinnati	12-11	Lost 1	L	55-66 Feb. 23, 1991
Clemson	8-9	Lost 1	L	56-69 Mar. 5, 2014
Colgate	2-0	Won 2	W	94-50 Dec. 30, 1987
Colorado State	1-0	Won 1	W	73-69 Dec. 19, 1993
Connecticut	1-10	Lost 9	L	56-79 Mar. 21, 2006
Cornell	1-0	Won 1	W	73-50 Dec. 29, 1996
Dartmouth	1-0	Won 1	W	80-73 OT Jan. 20, 2008
Davidson	1-0	Won 1	W	87-62 Dec. 30, 2004
Dayton	11-2	Won 1	W	68-63 Feb. 27, 2000
Delaware	2-0	Won 2	W	74-61 Dec. 20, 1985
Delaware State	1-0	Won 1	W	66-50 Nov. 18, 2006
DePaul	1-1	Lost 1	^L	78-79 Mar. 20, 2005
Detroit	1-1	Won 1	W	71-57 Dec. 29, 2006
Denver	2-0	Won 2	W	56-40 Nov. 25, 2005
Drexel	1-0	Won 1	W	92-41 Dec. 29, 1992
Duke	2-22	Lost 20	L	70-74 Jan. 19, 2014
Duquesne	8-3	Won 6	W	66-52 Dec. 29, 2002
East Carolina	4-2	Won 3	W	72-46 Dec. 30, 2007
East Tennessee State	9-7	Won 4	W	78-64 Dec. 18, 2006
Eastern Illinois	0-1	Lost 1	L	65-70 Nov. 24, 1990
Elon	2-0	Won 2	W	73-66 Nov. 18, 2010
Emory & Henry	3-0	Won 3	W	75-59 Feb. 25, 1978
Evansville	1-0	Won 1	W	79-59 Nov. 29, 2005
Florida	1-2	Won 1	W	71-59 Nov. 14, 2013
Florida Gulf Coast	0-3	Lost 3	L	56-63 Dec. 16, 2012
Florida International	0-1	Lost 1	L	70-79 Nov. 29, 2002
Florida State	10-22	Lost 1	L	54-70 Jan. 26, 2014
Fordham	8-0	Won 8	W	80-67 Jan. 6, 2005
Furman	3-0	Won 3	W	82-49 Dec. 29, 2007
Gardner-Webb	2-0	Won 2	W	76-39 Dec. 28, 2001
George Mason	5-2	Won 3	W	70-41 Nov. 19, 2009
George Washington	11-10	Won 3	W	50-31 Nov. 25, 2012
Georgetown	4-2	Won 1	W	56-47 Mar. 6, 2004
Georgia	0-3	Lost 3	L	60-65 Nov. 17, 1999
Georgia Southern	1-0	Won 1	W	84-61 Dec. 20, 1983
Georgia State	1-0	Won 1	W	80-56 Mar. 16, 2000
Georgia Tech	5-7	Lost 1	L	52-73 Jan. 23, 2014
Hampton	4-1	Lost 1	L	60-70 Jan. 1, 2014
High Point	2-0	Won 2	W	103-64 Nov. 11, 2007
Hofstra	1-0	Won 1	W	77-72 OT Nov. 23, 2013
Houston	1-2	Lost 1	#L	72-77 2OT Mar. 23, 2002
Howard	4-0	Won 4	W	84-32 Nov. 9, 2013
Illinois	0-1	Lost 1	L	66-68 Nov. 30, 1991
Indiana	0-1	Lost 1	L	65-71 Dec. 4, 2013
Iona	1-0	Won 1	W	50-49 Jan. 3, 1997
Iowa	1-2	Lost 2	L	47-58 Nov. 30, 2011
Iowa State	1-1	Lost 1	L	69-75 Nov. 24, 2006
IUPUI	0-1	Lost 1	L	52-64 Dec. 19, 2008
James Madison	22-13	Lost 1	L	59-66 Nov. 22, 2009
Kentucky	1-1	Won 1	W	76-66 Feb. 19, 1989
La Salle	7-4	Won 6	W	64-57 Feb. 24, 2000
Lafayette	1-0	Won 1	W	66-44 Dec. 29, 2008
Lamar	0-1	Lost 1	L	54-71 Nov. 23, 1990
Lenoir-Rhyne	0-1	Lost 1	L	73-87 Feb. 1, 1979
Liberty	14-1	Lost 1	L	43-45 Dec. 30, 2008
Longwood	8-1	Won 7	W	73-58 Dec. 1, 2012
Louisville	17-15	Won 4	W	68-60 Feb. 26, 1995
Loyola (Md.)	1-0	Won 1	W	58-55 Dec. 30, 1996
LSU	1-2	Lost 2	L	40-70 Nov. 14, 2006
Maine	1-0	Won 1	W	79-68 Dec. 29, 2000
Marshall	8-1	Won 8	W	84-78 Dec. 30, 1992
Maryland	6-9	Lost 2	L	48-87 Mar. 2, 2014
Memphis	8-11	Won 7	W	77-73 Feb. 2, 1991
Mercer	2-0	Won 2	W	117-84 Feb. 16, 1987
Miami	6-12	Lost 6	L	62-64 Jan. 12, 2014
Miami (Ohio)	1-0	Won 1	W	77-60 Nov. 21, 2003
Michigan	0-2	Lost 2	L	51-71 Dec. 3, 2009
Michigan State	3-1	Won 1	W	72-66 Dec. 7, 2013
Minnesota	1-3	Lost 2	L	64-65 Nov. 26, 2011
Mississippi	0-2	Lost 2	L	57-60 Dec. 29, 1987
Mississippi State	4-1	Won 4	W	63-56 Nov. 29, 2003
Missouri	1-0	Won 1	^W	82-51 Mar. 19, 2006
Missouri State	0-1	Lost 1	L	45-61 Nov. 17, 1994

Opponent	Record	Streak		Last Meeting
Morehead State	6-0	Won 6	W	77-64 Feb. 3, 2007
Mount St. Mary's	1-0	Won 1	W	44-42 Dec. 9, 2009
N.C. State	0-14	Lost 14	L	71-72 OT Feb. 9, 2014
NJIT	1-0	Won 1	W	67-51 Dec. 29, 2009
Norfolk State	4-3	Won 4	W	73-37 Jan. 12, 1981
North Carolina	4-16	Won 1	W	50-47 Feb. 24, 2014
North Carolina A&T	2-0	Won 2	W	58-39 Dec. 27, 2012
North Carolina Central	3-0	Won 3	W	70-52 Dec. 11, 2011
Northern Arizona	0-1	Lost 1	L	50-80 Dec. 19, 1995
Northwestern	1-1	Lost 1	L	64-70 Dec. 20, 1986
Northwestern State (La.)	1-0	Won 1	W	71-46 Nov. 24, 2001
Notre Dame	1-6	Lost 2	L	48-74 Jan. 30, 2014
Ohio	1-3	Lost 1	L	66-67 OT Nov. 28, 1994
Oklahoma State	1-0	Won 1	W	83-77 Dec. 20, 1994
Old Dominion	8-20	Won 1	W	73-61 Nov. 11, 2013
Oregon	0-1	Lost 1	L	53-73 Nov. 27, 1999
Penn State	0-3	Lost 3	L	41-60 Dec. 12, 2012
Pittsburgh	6-2	Won 6	W	69-62 Feb. 20, 2014
Prairie View A&M	1-0	Won 1	W	74-66 Nov. 24, 2007
Presbyterian	3-0	Won 3	W	55-33 Nov. 30, 2013
Providence	5-1	Won 3	W	77-56 Feb. 21, 2004
Purdue	0-1	Lost 1	^L	62-80 Mar. 23, 2003
Queens College	1-0	Won 1	W	100-51 Dec. 27, 1981
Radford	23-9	Won 4	W	82-33 Dec. 21, 2013
Randolph-Macon	1-0	Won 1	W	76-64 Jan. 30, 1986
Rhode Island	4-2	Won 4	W	68-37 Mar. 3, 2000
Richmond	5-6	Lost 2	L	56-64 Nov. 27, 2013
Roanoke College	3-0	Won 3	W	100-67 Feb. 20, 1982
Robert Morris	2-1	Won 1	W	70-74 Dec. 29, 2013
Rutgers	2-4	Lost 2	L	43-56 Jan. 7, 2004
Savannah State	1-0	Won 1	W	68-41 Feb. 11, 2010
Seton Hall	5-0	Won 5	W	48-42 Feb. 18, 2004
Siena	0-1	Lost 1	L	64-69 Dec. 30, 1997
SMU	1-1	Lost 1	L	56-63 Dec. 20, 2008
South Carolina	6-15	Lost 1	L	51-66 Feb. 16, 1991
South Florida	8-1	Won 2	W	85-69 Feb. 19, 1995
Southern California	0-1	Lost 1	L	64-65 Nov. 23, 2007
Southern Miss	12-18	Won 1	W	105-40 Dec. 28, 2004
Southern Utah	1-0	Won 1	W	63-55 Nov. 26, 1999
St. Bonaventure	5-1	Won 4	W	73-56 Feb. 17, 2000
St. Francis (Pa.)	1-0	Won 1	W	77-62 Dec. 12, 2004
St. John's	4-3	Lost 1	L	62-75 Dec. 20, 2009
St. Joseph's (Pa.)	5-3	Won 4	W	66-63 Nov. 28, 2008
St. Louis	1-1	Lost 1	L	65-72 Feb. 6, 1981
St. Mary's (Calif.)	1-1	Lost 1	L	47-60 Nov. 25, 2011
St. Peter's (N.J.)	1-0	Won 1	^W	73-48 Mar. 13, 1999
Stetson	0-1	Lost 1	L	77-83 Nov. 24, 1995
Syracuse	4-3	Lost 1	L	48-73 Feb. 6, 2014
Temple	4-2	Won 3	W	59-54 Jan. 21, 2000
Tennessee	0-7	Lost 7	^L	52-68 Mar. 20, 1999
Tennessee Tech	1-1	Won 1	W	87-52 Nov. 25, 2006
Texas A&M-Corpus Christi	1-0	Won 1	W	76-64 Dec. 29, 2005
Texas-San Antonio	1-0	Won 1	W	84-59 Dec., 20, 2007
Texas Tech	2-2	Won 2	W	69-62 Dec. 20, 2005
Towson	1-0	Won 1	W	92-61 Dec. 29, 1990
Tulane	9-8	Won 1	W	77-65 Feb. 12, 1995
UAB	2-1	Won 2	W	68-66 OT Dec. 19, 2009
UCF	0-1	Lost 1	L	32-41 Dec. 18, 2011
UMass	4-5	Lost 1	L	54-58 Mar. 4, 2000
UMBC	3-0	Won 3	W	57-52 Dec. 29, 2011
UNC Asheville	1-0	Won 1	W	85-47 Dec. 28, 2000
UNCG	7-1	Won 6	W	59-53 Nov. 14, 2008
USC Upstate	2-0	Won 2	W	65-61 Dec. 15, 2013
UT-Martin	1-0	Won 1	W	87-55 Dec. 28, 2002
Valparaiso	1-0	Won 1	W	64-57 Nov. 19, 2004
Vanderbilt	1-2	Won 1	W	74-68 Dec. 30, 2010
Vermont	1-0	Won 1	#W	76-48 Mar. 20, 2002
Villanova	3-4	Won 1	W	63-50 Jan. 14, 2004
Virginia	8-43	Lost 16	L	64-80 Feb. 16, 2014
Virginia Commonwealth	17-9	Won 1	W	63-61 OT Nov. 21, 2010
Virginia State	2-3	Won 2	W	62-45 Dec. 11, 1980
Virginia Union	2-3	Lost 2	L	51-55 Feb. 21, 1981
Wake Forest	10-12	Lost 1	L	64-65 Feb. 13, 2014
Washington State	1-0	Won 1	W	72-50 Nov. 30, 2002
West Virginia	11-5	Won 1	W	60-56 Nov. 13, 2006
West Virginia State	1-0	Won 1	W	93-40 Nov. 25, 1989
West Virginia Wesleyan	2-0	Won 2	W	100-46 Nov. 18, 1980
Western Carolina	3-0	Won 3	#W	74-64 Mar. 17, 2007
Western Michigan	2-0	Won 2	W	69-65 Dec. 19, 2005
William & Mary	12-3	Lost 1	L	59-78 Nov. 21, 2011
Wingate	1-0	Won 1	W	58-43 Dec. 1, 1992
Winston-Salem State	2-0	Won 2	W	67-43 Nov. 14, 2007
Winthrop	3-0	Won 3	W	53-48 Dec. 5, 2010
Wisconsin	2-1	Won 1	W	47-38 Nov. 28, 2012
Wofford	2-0	Won 2	W	93-53 Nov. 14, 2010
Xavier	2-9	Lost 3	L	46-68 Feb. 10, 2000
Yale	1-0	Won 1	W	95-66 Jan. 9, 1982
Youngstown State	0-1	Lost 1	L	81-92 Jan. 18, 1992

^NCAA Tournament game - #WNIT game



# ALL-TIME ROSTER

WOMEN'S BASKETBALL BECAME A VARSITY SPORT AT VIRGINIA TECH STARTING WITH THE 1976-77 SEASON.

All players listed appeared in at least one game during their career.

Name . . . . .	Years Played	Name . . . . .	Years Played	Name . . . . .	Years Played
Kim Albany . . . . .	1978-82	Kelly Drinka . . . . .	1995-98	Nicole Jones . . . . .	1998-02
Maria Albertsson . . . . .	1997-99	Utahya Drye . . . . .	2006-10	Cyndi Justice . . . . .	1987-91
Britney Anderson . . . . .	2003-07	Rayna DuBose . . . . .	2001-05	Denise Kayajian . . . . .	1986-88
Jackie Ansley . . . . .	1981-84	Marybeth Duffy . . . . .	1981-82	Gail Kelley . . . . .	1976-79
Robin Armistead . . . . .	1976-77	Tammie Edwards . . . . .	1980-83	Angie Kelly . . . . .	1982-86
Taylor Ayers . . . . .	2009-12	Kim Ennet . . . . .	1979-80	Alex Kiss-Rusk . . . . .	2012-13
Michelle Bain . . . . .	1984-88	Lauren Evans . . . . .	2012-14	Ieva Kublina . . . . .	2000-04
Sherry Banks . . . . .	1993-97	Nia Evans . . . . .	2010-14	Pauline Landes . . . . .	1978-81
Andrea Barbour . . . . .	2007-08	Alyssa Fenyn . . . . .	2009-13	Cynthia Lee . . . . .	1992-96
Elizabeth Basham . . . . .	2007-11	Megan Finnerty . . . . .	2002-06	Robin Lee . . . . .	1981-85
Mary Beth Bergmann . . . . .	1987-91	Helena Flannagan . . . . .	1977-79	Lisa Leftwich . . . . .	1991-95
Sandy Berry . . . . .	1978-81	Brandy Fowler . . . . .	2002-04	A.J. Lemaitre . . . . .	2005-09
Thea Bertola . . . . .	1976-77	Judy Fowler . . . . .	1990-94	Missy Lemons . . . . .	1996-00
Lindsey Biggs . . . . .	2006-10	Jeni Garber . . . . .	1988-91	Brittany Lewis . . . . .	2008-09
Kelly Bradley . . . . .	1976-78	Karen Garbis . . . . .	1976-79	Amy Lingenfelder . . . . .	2001-03
Noreen Brennan . . . . .	1981-85	Kerri Gardin . . . . .	2002-06	Emily Lipton . . . . .	1999-03
Eleanor Brentnall . . . . .	2006-08	Terri Garland . . . . .	1992-96	Alexis Lloyd . . . . .	2012-13
Taiqua Brittingham . . . . .	1981-85	Erin Gibson . . . . .	2001-05	Lakeisha Logan . . . . .	2006-10
Latisia Brown . . . . .	1988-92	Mary Gilligan . . . . .	1979-80	Sue Logsdon . . . . .	1990-94
Stacy Brown . . . . .	1993-97	Brittany Gordon . . . . .	2007-11	Renee Maitland . . . . .	1994-98
Peg Bunger . . . . .	1976-79	Angie Gray . . . . .	1992-96	Christie Marrone . . . . .	2004-05
Kristin Burke . . . . .	1995-97	Stephanie Green . . . . .	1985-89	Carrie Mason . . . . .	2002-06
Kelley Burrier . . . . .	1992-93	Shani Grey . . . . .	2006-10	Serafina Maulupe . . . . .	2013-14
Amy Byrne . . . . .	1986-90	Maggie Griesser . . . . .	2002-03	Elizabeth McCullough . . . . .	1989-91
Taijah Campbell . . . . .	2012-	Lisa Griffith . . . . .	1989-93	Sonya Melton . . . . .	1994-95
Stephanie Carter . . . . .	1991-95	Lisa Guarneri . . . . .	2000-02	Sandy Michel . . . . .	1988-90
Regina Chepalis . . . . .	1978-80	Porchia Hadley . . . . .	2009-14	Tracy Miller . . . . .	1980-85
Dawn Chriss . . . . .	2002-06	Amber Hall . . . . .	2005-09	Brittany Montgomery . . . . .	2010-12
Maryann Clary . . . . .	1978-79	Cathy Hall . . . . .	1976-79	Karen Moore . . . . .	1976-77
Sandy Collins . . . . .	1981-82	Larryqua Hall . . . . .	2011-13	Barb Morris . . . . .	1976-78
Kelsey Conyers . . . . .	2011-	Lisa Haney . . . . .	1984-88	Suzanne Mott . . . . .	1984-88
Brittany Cook . . . . .	2004-08	Kathy Hanover . . . . .	1979-83	Vionca Murray . . . . .	2006-07
Donna Cooper . . . . .	1978-79	Shanel Harrison . . . . .	2008-11	Tara Nahodil . . . . .	2013-
Kirby Copeland . . . . .	2003-07	Laura Haskins . . . . .	2005-09	Rachel Nichols . . . . .	2011-13
Janice Cornelius . . . . .	1980-83	Sarah Hicks . . . . .	1998-02	Sandra Nichols . . . . .	1981-83
Maureen Corrigan . . . . .	1980-82	Sarah Hillyer . . . . .	1989-90	Lynette Nolley . . . . .	1994-98
Debbie Cox . . . . .	1977-78	Samantha Hill . . . . .	2013-	Kacy O'Brien . . . . .	2001-02
Allison Craig . . . . .	1991-92	LaTorri Hines-Allen . . . . .	2010-12	Katie O'Connor . . . . .	1995-99
Sonya Dalton . . . . .	1979-81	Michelle (Hollister)		Christi Osborne . . . . .	1991-95
Nikki Davis . . . . .	2008-11	Houseright . . . . .	1994-96, 97-99	Jamie Osborne . . . . .	1985-88
Renee Dennis . . . . .	1983-87	Meg Hunter . . . . .	1996-99	Jill Otey . . . . .	1976-77
Nare Diawara . . . . .	2003-07	Donna Hylton . . . . .	1976-78	Lorrie Owen . . . . .	1982-85
Angela Donnell . . . . .	1991-95	Roshana Jackson . . . . .	2004-06	Gia Owens . . . . .	1979-80
Maureen Donovan . . . . .	1983-87	Shavena Jamierison . . . . .	1987-91	Mollie Owings . . . . .	1998-02
		Pam Johnson . . . . .	1983-84	Vanessa Panousis . . . . .	2013-
				Sandy Parrish . . . . .	1978-79
				Susan Pellicoro . . . . .	1980-84
				Maddison Penn . . . . .	2013-14
				Fran Pfister . . . . .	1981-83
				Lorrie Poland . . . . .	1977-78
				Lisa Price . . . . .	1977-79
				Lisa Rainis . . . . .	1985-86
				Fran Recchia . . . . .	2001-05
				Abby Redick . . . . .	2009-11
				Joanna Rieder . . . . .	1995-96
				Jenny Root . . . . .	1991-95
				Caroline Sadler . . . . .	1979-81
				Missy Sallade . . . . .	1986-90
				Wendy Sanders . . . . .	1986-88
				Kerry Sarver . . . . .	2011-13
				Erica Scott . . . . .	1989-91
				Joely Scott . . . . .	1989-92
				Kim Seaver . . . . .	1996-00
				Davina Simmons . . . . .	2000-04
				Benita Smith . . . . .	1985-89
				Dayna Sonovick . . . . .	1987-89, 90-92
				Sis Spriggs . . . . .	1978-81
				Chrystal Starling . . . . .	1998-03
				Debbie Stovall . . . . .	1977-78
				Christina Strother . . . . .	1999-02
				Monet Tellier . . . . .	2010-14
				Debbie Thomas . . . . .	1976-77
				Phyllis Tonkin . . . . .	1988-92
				Uju Ugoka . . . . .	2012-14
				Joyce Waddy . . . . .	1983-87
				Mimi Walters . . . . .	1978-80
				Linda Walther . . . . .	1976-78
				Dana Walvius . . . . .	1985-90
				Susan Walvius . . . . .	1982-86
				Amy Wetzel . . . . .	1996-01
				Kyani White . . . . .	2010-11
				Julie Williams . . . . .	1979-81
				Katrina Williams . . . . .	1999-00
				Tere Williams . . . . .	1997-01
				Aerial Wilson . . . . .	2009-13
				Lisa Witherspoon . . . . .	1995-99
				Debra Wolf . . . . .	1977-78
				Tammi Wyche . . . . .	1979-80
				Hannah Young . . . . .	2012-

## VIRGINIA TECH SPORTS HALL OF FAME

IEVA KUBLINA MOST RECENTLY ENTERED THE HALL OF FAME IN 2014



Nine women's basketball players have been selected to the Virginia Tech Sports Hall of Fame. Top Row (l-r) Renee Dennis, Amy Byrne, Robin Lee; Middle Row (l-r) Christi Osborne, Jenny Root, Lisa Witherspoon; Bottom Row (l-r) Tere Williams, Amy Wetzel Doolan and Ieva Kublina.

- Renee Dennis** is Tech's all-time leading scorer (1,791) and was inducted in 1997.
- Amy Byrne** holds the record for most points in a season (561) and was enshrined in 2001.
- Robin Lee** is 11th on the all-time scoring list and was inducted into the Hall of Fame on Nov. 25, 2005.
- Christi Osborne** was inducted in 2006 after an outstanding career which saw her score 1,500 career points.
- Jenny Root** became the fifth women's basketball inductee on Sept. 25, 2007. Root is fourth on the career scoring list with 1,582.
- Lisa Witherspoon** is the Hokies' all-time assists leader with 635 and was enshrined on Nov. 20, 2009.
- Tere Williams**, the Hokies' all-time leader in rebounds and the first Tech women's basketball player to be selected in the WNBA Draft. She was inducted on Oct. 7, 2011.
- Amy Wetzel Doolan**, excelled on the basketball court and in the classroom, while helping the Hokies to 92 victories and four postseason appearances. She was inducted in 2012.
- Ieva Kublina**, whose stellar career helped the women's basketball program to four consecutive postseason appearance. She ranks third all-time in scoring and second in rebounding.

# HONOR ROLL

## COSIDA ACADEMIC ALL-AMERICAN

Christi Osborne	first team, 1995
	second team, 1994
Brittany Cook	third team, 2008
Laura Haskins	third team, 2009

## COSIDA DISTRICT III ACADEMIC ALL-AMERICAN

Amy Byrne	1989
Christi Osborne	1993, 1994, 1995
Maria Albertsson	1998, 1999
Amy Wetzel	1999, 2000
Sarah Hicks	2002
Erin Gibson	2004, 2005
Ieva Kublina	2004
Carrie Mason	2005, 2006
Brittany Cook	2008
Laura Haskins	2008, 2009

## RAWLINGS SCHOLARSHIP AWARD

Christi Osborne	1995
-----------------	------

## ASSOCIATED PRESS ALL-AMERICAN

Tere Williams	honorable mention, 1999
Lisa Witherspoon	honorable mention, 1999

## KODAK ALL-AMERICAN

Jenny Root	honorable mention, 1995
------------	-------------------------

## WOMENSCOLLEGEHOOPS.COM

### ALL-AMERICAN FRESHMAN

Carrie Mason	honorable mention, 2003
--------------	-------------------------

## WOMEN'S BASKETBALL NEWS SERVICE

Freshman All-American	
Tere Williams	third team, 1998

## ATLANTIC COAST CONFERENCE HONORS

*Virginia Tech became a member of the ACC in 2004*

### All-ACC

Kerri Gardin	honorable mention, 2005
Kerri Gardin	third team, 2006
Kirby Copeland	honorable mention, 2007
Brittany Cook	second team, 2008
Utahya Drye	honorable mention, 2009
Uju Ugoka	second team, 2014

## ACC ALL-FRESHMAN TEAM

Andrea Barbour	2008
----------------	------

## BIG EAST CONFERENCE HONORS

Virginia Tech was a member of the BIG EAST from 2000-2004

## BIG EAST MOST IMPROVED PLAYER

Ieva Kublina	2002
--------------	------

## ALL-BIG EAST CONFERENCE

Ieva Kublina	first team, 2003
	second team, 2004
	second team, 2002
Sarah Hicks	third team, 2002
Tere Williams	second team, 2001

## BIG EAST ALL-ROOKIE TEAM

Carrie Mason	2003
--------------	------

## ATLANTIC 10 CONFERENCE HONORS

Virginia Tech was a member of the Atlantic 10 from 1995-2000

## ATLANTIC 10 DEFENSIVE PLAYER OF THE YEAR

Lisa Witherspoon	1999
Amy Wetzel	2000

## ATLANTIC 10 MOST IMPROVED PLAYER

Reneé Maitland	1997
Katie O'Connor	1999
Atlantic 10 Sixth Player of the Year	
Michelle (Hollister) Houseright	1999

## ATLANTIC 10 CO-ROOKIE OF THE YEAR

Tere Williams	1998
---------------	------

## ALL-ATLANTIC 10 CONFERENCE

Michelle (Hollister) Houseright	second team, 1996
Chrystal Starling	third team, 2000
Tere Williams	first team, 2000
	first team, 1999
	second team, 1998
Amy Wetzel	second team, 2000
	second team, 1999
Lisa Witherspoon	second team, 1999

## ATLANTIC 10 ALL-CHAMPIONSHIP TEAM

Michelle (Hollister) Houseright	1998
Tere Williams	1998
Amy Wetzel	1999

## ATLANTIC 10 ALL-ROOKIE TEAM

Katie O'Connor	1996
Kim Seaver	1997
Tere Williams	1998
Nicole Jones	1999
Chrystal Starling	2000

## METRO CONFERENCE HONORS

Virginia Tech was a member of the Metro from 1981 to 1995

## METRO CONFERENCE PLAYER OF THE YEAR

Jenny Root	1995
------------	------

## ALL-METRO CONFERENCE

Taiqua Brittingham	first team, 1984
Renee Dennis	first team, 1986, 87
Susan Walvius	first team, 1986
Angie Kelly	second team, 1986
Maureen Donovan	second team, 1987
Michelle Bain	second team, 1988
Amy Byrne	first team, 1980
	second team, 1989
Missy Sallade	second team, 1989, 90
Jeni Garber	second team, 1991
Lisa Griffith	second team, 1992
Christi Osborne	second team, 1993, 94, 95
Jenny Root	first team, 1994, 95
	second team, 1993


## METRO CONFERENCE ALL-TOURNAMENT

Taiqua Brittingham	1984
Renee Dennis	1987
Jeni Garber	1989
Sue Logsdon	1994
Christi Osborne	1992, 93, 94 (MVP)

## METRO CONFERENCE ALL-ROOKIE TEAM

Jeni Garber	1989
Sue Logsdon	1991
Christi Osborne	1992

**THIS IS  
TECH**





# ABOUT VIRGINIA TECH

Dedicated to its motto, *Ut Prosim* (That I May Serve), Virginia Tech takes a hands-on, engaging approach to education, preparing scholars to be leaders in their fields and communities. As the commonwealth's most comprehensive university and its leading research institution, Virginia Tech offers 225 undergraduate and graduate degree programs to more than 31,000 students and manages a research portfolio of more than \$494 million. The university fulfills its land-grant mission of transforming knowledge to practice through technological leadership and by fueling economic growth and job creation locally, regionally and across Virginia.

## LEARNING

Virginia Tech's challenging academic standards and hands-on, minds-on teaching philosophy attract high-achieving students. More degree programs are available through the university's eight colleges (Agriculture and Life Sciences, Architecture and Urban Studies, Engineering, Liberal Arts and Human Sciences, Natural Resources and Environment, Pamplin College of Business, Science, and Virginia-Maryland Regional College of Veterinary Medicine) and Graduate School than at any other university in the commonwealth. Some 93 percent of all departments offer e-learning courses.

## DISCOVERY

The university's groundbreaking research transforms lives and communities. Virginia Tech ranks in the top 40 research universities in the United States, and with more than 100 research centers and seven university-wide research institutes, the university also consistently ranks among the top institutions in industry-supported research. Tech's nationally and internationally recognized faculty and motivated students are involved in thousands of research projects in fields ranging from biotechnology to materials, from the environment and energy to food and human health, and from transportation to computing information. The university also boasts an award-winning research park that is home to more than 140 companies.

## ENGAGEMENT

As part of Virginia Tech's outreach mission and in adherence to its motto, the university serves and engages the citizens of the commonwealth, the nation and the world. The university is involved in a multitude of economic and community development projects. It manages more than \$92 million in funded economic development projects in 30 countries and encourages faculty members to develop global course content and study-abroad opportunities for students. Virginia Cooperative Extension, operated jointly by Virginia Tech and Virginia State University, has been helping people improve their economic, cultural and social well-being for nearly a century.





## AT A GLANCE

- Located in Blacksburg, Virginia
- Eight colleges and graduate school
- 65 bachelor's degree programs
- 160 master's and doctoral degree programs
- 31,000 full-time students
- 16:1 student-faculty ratio
- Main campus includes more than 135 buildings, 2,600 acres, and an airport
- Computing and communications complex for worldwide information access
- Ranked 40th in university research in the United States
- Has adjacent corporate research center

## INTERESTING FACTS & FIGURES

Virginia Tech is consistently recognized for its value and the quality of its programs. These rankings represent a few of the broader measures of excellence that the university garners.

- In March 2014, U.S. News & World Report again ranks Virginia Tech's engineering graduate program among nation's best (21)
- U.S. News ranks master of information technology degree program No. 2 in nation
- Virginia Tech among 150 Best Value Colleges on The Princeton Review's 2014 list
- Kiplinger's Personal Finance names Virginia Tech to list of best values in public education for 2014
- Virginia Tech climbs National Science Foundation research rankings, remains No. 1 research university in Virginia
- Virginia Tech is among the top 100 schools in PayScale.com's comparison of earnings for graduates
- Virginia-Maryland Regional College of Veterinary Medicine cited among most affordable veterinary schools (September 2013) by Veterinary Information Network
- Virginia Tech's interior design program ranked in the top five nationally for 2014 by DesignIntelligence
- Alumni Factor survey ranks Virginia Tech among top schools in alumni loyalty, enthusiasm, and success



Timothy D. Sands  
University President



Whit Babcock  
Director of Athletics

# DEPARTMENT DIRECTORY

## VIRGINIA TECH ATHLETICS

- Jamerson Athletics Center
- Cassell Coliseum
- Merryman Center
- West Side Lane Stadium
- Hahn Hurst Basketball Practice Center
- Blacksburg, VA 24061
- All phone numbers are area code 540



Directory  
updated  
October 1, 2014

### EXECUTIVE STAFF

Whit Babcock . . . . .	Director of Athletics . . . . .	231-3977
Desiree Reed-Francois . . . . .	Executive Associate Director of Athletics . . . . .	231-6600
Sharon McCloskey . . . . .	Senior Associate Athletics Director/Senior Woman Administrator . . . . .	231-8137
Tom Gabbard . . . . .	Associate Athletics Director for Facilities & Operations . . . . .	231-1828
Chris Helms . . . . .	Associate Athletics Director for Administration & Sports Programs . . . . .	231-3869
Tim Parker . . . . .	Associate Athletics Director for Compliance & Governance . . . . .	231-2937
Lisa Rudd . . . . .	Associate Athletics Director for Finance & Administration . . . . .	231-6553
Reyna Gilbert-Lowry . . . . .	Associate Athletics Director for Student-Athlete Development . . . . .	231-3956
Carmela Smith . . . . .	Assistant to the Athletics Director . . . . .	231-3977
Kevin Jones . . . . .	Special Assistant to the Athletics Director . . . . .	231-7478

### ADMINISTRATIVE SUPPORT

Maryanne Baffi . . . . .	Administrative Assistant, Olympic Sports (Baseball, Softball, Women's Soccer) . . . . .	231-3671
Jean Ann Bailey . . . . .	Administrative Assistant, Marketing and Promotions . . . . .	231-2371
Erin Couch . . . . .	Administrative Assistant, Olympic Sports (Men's Soccer, M/W Track & XC, Women's Golf) . . . . .	231-5037
Vickie Graham . . . . .	Receptionist . . . . .	231-9984
Lisa Maddox . . . . .	Administrative Assistant, Olympic Sports (M/W Tennis, M/W Swimming & Diving) . . . . .	231-9415
Penny Martin . . . . .	Administrative Coordinator to SWA and External Affairs . . . . .	231-8137
Theresa Repass . . . . .	Coordinator, Sports Medicine . . . . .	231-7741
Alison Whittaker . . . . .	Administrative Assistant, Olympic Sports (Lacrosse, Volleyball, Wrestling) . . . . .	231-3719
Shelby Smith . . . . .	Administrative Assistant, Facilities & Operations (Golf) . . . . .	231-6265
Sandy Weber . . . . .	Office Manager, Sports Medicine . . . . .	231-7741
Joyce Wynn . . . . .	Administrative Assistant, Athletic Performance . . . . .	231-3540

### ATHLETIC FUND . . . . . 231-6618

Lu Merritt . . . . .	Senior Director of Development for Intercollegiate Athletics	
Steve Adams . . . . .	Associate Director of Development for Intercollegiate Athletics . . . . .	231-8479
Diana Adkins . . . . .	Alumni Program Coordinator . . . . .	231-8481
Angelique Baldwin . . . . .	Fiscal Technician . . . . .	231-5503
Brandy Barrow . . . . .	Fiscal Technician . . . . .	231-0484
Terry Bolt . . . . .	Director of Development for Special Gifts and the Athletic Annual Fund . . . . .	231-3994
Jane Broadwater . . . . .	Executive Secretary . . . . .	231-6618
Scott Davis . . . . .	Associate Director of Development for Intercollegiate Athletics . . . . .	231-1936
David Everett . . . . .	Director of Major Gifts for Intercollegiate Athletics . . . . .	231-8480
Ben Hill . . . . .	Associate Director of Development for Intercollegiate Athletics . . . . .	231-3082
Scott Hughes . . . . .	Annual Giving Officer . . . . .	231-8482
Dana Partin . . . . .	Fiscal Technician . . . . .	231-5013
Shendale Simpson . . . . .	Gift Accounting Manager . . . . .	231-5851

### ATHLETIC PERFORMANCE

Mike Gentry . . . . .	Associate Athletics Director for Athletic Performance . . . . .	231-2984
Gary Bennett, Ph.D. . . . .	Sport Psychologist . . . . .	231-2556
Brandon Dillard . . . . .	Associate Director, Strength & Conditioning for Basketball Programs . . . . .	231-5665
Megan Evans . . . . .	Assistant Director, Strength & Conditioning for Olympic Sports . . . . .	231-7386
Jarrett Ferguson . . . . .	Senior Director, Strength & Conditioning for Football . . . . .	231-8207
David Jackson . . . . .	Senior Director, Strength & Conditioning for Basketball Programs . . . . .	231-7857
Terry Mitchell . . . . .	Senior Director, Strength & Conditioning for Olympic Sports . . . . .	231-7386
Keith Short . . . . .	Associate Director, Strength & Conditioning for Football . . . . .	231-8207
Ryan Shuman . . . . .	Assistant Director, Strength & Conditioning for Olympic Sports . . . . .	231-1407
Jennie Zabinsky . . . . .	Senior Director, Sports Nutrition . . . . .	231-9910
Joyce Wynn . . . . .	Administrative Assistant . . . . .	231-3540

### ATHLETICS COMMUNICATIONS . . . . . 231-6726

Dave Smith . . . . .	Associate Athletics Director for Communications	
Bill Dyer . . . . .	Associate Director . . . . .	231-8852
April Goode . . . . .	Director of Social Communications . . . . .	231-8823
Bryan "BJ" Johnston . . . . .	Director of Content Strategy . . . . .	231-3387
Marc Mullen . . . . .	Assistant Director, Inside Hokie Sports . . . . .	231-1894
Rachel Perreault . . . . .	Assistant Director . . . . .	231-2228
Jimmy Robertson . . . . .	Associate Director/Editor, Inside Hokie Sports . . . . .	231-4134
Donna Smith . . . . .	Administrative Assistant . . . . .	231-6726

### BASEBALL . . . . . 231-3671

Pat Mason . . . . .	Head Coach	
Mike Kunigonis . . . . .	Associate Head Coach . . . . .	231-3098
Robert Woodard . . . . .	Assistant Coach . . . . .	231-0398
Austin Hartsook . . . . .	Operations Director . . . . .	231-9976

### BASKETBALL (MEN'S) . . . . . 231-6725

Buzz Williams . . . . .	Head Coach	
Isaac Chew . . . . .	Assistant Coach . . . . .	231-9980

## ATHLETICS EXECUTIVE STAFF



**Whit Babcock**  
Director of Athletics



**Desiree Reed-Francois**  
Executive Associate  
Director of Athletics



**Sharon McCloskey**  
Senior Associate  
Director of Athletics/  
SWA



**Tom Gabbard**  
Associate Director of  
Athletics for Internal  
Affairs



**Reyna Gilbert-Lowry**  
Associate Director  
of Athletics for  
Student-Athlete  
Development



**Chris Helms**  
Associate Director of  
Athletics for Olympic  
Sports



**Tim Parker**  
Associate Director  
of Athletics for  
Compliance &  
Governance



**Lisa Rudd**  
Associate Director  
of Athletics for  
Financial Affairs

### BASKETBALL (MEN'S) continued

Steve Roccaforte . . . . .	Assistant Coach . . . . .	231-9981
Jamie McNeilly . . . . .	Assistant Coach . . . . .	231-4412
Jeff Reynolds . . . . .	Director, Operations . . . . .	231-6864
Devin Johnson . . . . .	Director, Player Personnel . . . . .	231-3459
Steve Thomas . . . . .	Director, Student-Athlete Development . . . . .	231-6725
Lyle Wolf . . . . .	Assistant to Head Coach . . . . .	231-3081
Cara Jacobson . . . . .	Administrative Assistant . . . . .	231-6725

### BASKETBALL (WOMEN'S) . . . . . 231-4998

Dennis Wolff . . . . .	Head Coach	
Bett Shelby . . . . .	Assistant Coach . . . . .	231-5542
Morgan Valley . . . . .	Assistant Coach . . . . .	231-9062
Jermaine Woods . . . . .	Assistant Coach . . . . .	231-6786
Bill Old . . . . .	Director, Operations . . . . .	231-7629
Brittany Morris . . . . .	Video Coordinator . . . . .	231-2918
LaTanya Collins . . . . .	Assistant to the Head Coach/ Dir. of Student-Athlete Development . . . . .	231-2918
Dianne Santolla . . . . .	Administrative Assistant . . . . .	231-4998

### BUSINESS OFFICE

Lisa Rudd . . . . .	Associate A.D., Finance & Administration	231-6553
Stuart Cochran . . . . .	Associate Director, Admin. Services . . . . .	231-6351
Michelle Collins . . . . .	Senior Director, Finance . . . . .	231-6590
Duane French . . . . .	Coordinator, Finance . . . . .	231-9200
Pam Linkous . . . . .	Senior Director of Human Resources . . . . .	231-3142
Kellie Shaver . . . . .	Coordinator, Travel . . . . .	231-7116
Gary Steck . . . . .	Associate Director, Finance . . . . .	231-2196

### CENTERPLATE CONCESSIONS

Doug Dodson . . . . .		231-3279
-----------------------	--	----------

### COMPLIANCE

Tim Parker . . . . .	Associate A.D., Finance & Administration	231-2937
Derek Gwinn . . . . .	Assistant A.D. for Compliance . . . . .	231-2696
Bridget Brugger-McSorley . . . . .	Director, Compliance and Athletics Title IX . . . . .	231-4776
Heather LaFon . . . . .	Director of Compliance . . . . .	231-0644
Darla Chudzik . . . . .	Coordinator, Compliance & Admissions . . . . .	231-5497

### EQUIPMENT SERVICES . . . . . 231-6203

Eric Cross . . . . .	Director . . . . .	231-6203
Erik Lewis . . . . .	Assistant Director, Football . . . . .	231-8680
Lester Karlin . . . . .	Assistant Director . . . . .	231-9967
Shawn Fizer . . . . .	Assistant Director . . . . .	231-4696
Reuben Moguel . . . . .	Assistant Director . . . . .	231-0995

### FACILITIES, GAME OPERATIONS AND GROUNDS

Eric Bremner . . . . .	Assistant Director, Fields . . . . .	231-2840
Tyler Brewer . . . . .	Assistant Director, Fields . . . . .	231-6067
Jerry Cheynet . . . . .	Coordinator, Operations . . . . .	231-6067
Greig Denny . . . . .	Director, Burrows-Burleson Tennis Center/ Field House . . . . .	231-5908
Jessica Hartman . . . . .	Assistant Manager, Burrows-Burleson Tennis Center . . . . .	231-5908

Derek Lester . . . . .	Assistant Director, Fields . . . . .	231-6067
Andy McReynolds . . . . .	Assistant Director, Fields . . . . .	231-6067
Pete Pool . . . . .	Director, Stadium & Fields . . . . .	231-6067
Emerson Pulliam . . . . .	Assistant Director, Fields . . . . .	231-6067
Kent Sheets . . . . .	Associate Director, Facilities . . . . .	231-2199
James Torgersen . . . . .	Director, Facilities . . . . .	231-7584
Ronnie Turpin . . . . .	Assistant Director, Stadium & Fields . . . . .	231-6067
Casey Underwood . . . . .	Assistant Athletics Director, Outside Facilities	231-6067
Don Vaughn . . . . .	Coordinator, Operations . . . . .	231-8284
Cara Walters . . . . .	Assistant Athletics Director, Operations . . . . .	231-9963

### FOOTBALL

Frank Beamer . . . . .	Head Coach . . . . .	231-4132
Coaching Staff . . . . .		231-6368
Shane Beamer, Cornell Brown, Bud Foster, Torrian Gray, Scot Loeffler, Stacy Searels, Aaron Moorehead, Bryan Stinespring, Charley Wiles		
John Ballein . . . . .	Senior Associate A.D., Football Operations . . . . .	231-9988
Chuck Cantor . . . . .	Director of Player Personnel . . . . .	231-4592
Bruce Garnes . . . . .	Senior Director, Football Operations . . . . .	231-9991
Thomas Guerry . . . . .	Director, High School Relations . . . . .	231-0306
Tom Booth . . . . .	Director, Coaching Video & Technology . . . . .	231-9990
Diana Clark . . . . .	Executive Secretary to Head Coach . . . . .	231-4132
Lisa Marie . . . . .	Administrative Assistant . . . . .	231-6368
Kristie Verniel . . . . .	Administrative Assistant . . . . .	231-9991

### GOLF (MEN'S)

Jay Hardwick . . . . .	Head Coach . . . . .	231-6435
Brian Sharp . . . . .	Associate Head Coach . . . . .	231-6435

### GOLF (WOMEN'S)

Carol Robertson . . . . .	Head Coach . . . . .	231-4757
Russell Abbott . . . . .	Assistant Coach . . . . .	231-4757

### HOKIEVISION

Scott Bradshaw . . . . .	Associate Director, Engineering . . . . .	231-9804
Chris Bullard . . . . .	Associate Director, Creative Services . . . . .	231-9990
Megan Caligiuri . . . . .	Associate Director, Game Presentation . . . . .	231-9535
Jed Castro . . . . .	Associate Director, Big Screens . . . . .	231-7202
Brian Walls . . . . .	Associate Director, Broadcast Ops . . . . .	231-7866

### HOUSEKEEPING

Connie Amos . . . . .	Cassell/Jamerson/Merryman . . . . .	231-2199
Kelly Cahill . . . . .	Stadium Coordinator . . . . .	231-6067
Kathy Carter . . . . .	Cassell/Jamerson/Merryman . . . . .	231-2199
Donna Cooper . . . . .	Stadium . . . . .	231-6067
Tree Dove . . . . .	Coordinator, Cassell/Jamerson/Merryman . . . . .	231-2199
Sandra Duncan . . . . .	Stadium Coordinator . . . . .	231-6067
Paul Farrier . . . . .	Cassell/Jamerson/Merryman . . . . .	231-6067
Chester Handy . . . . .	Cassell/Jamerson/Merryman . . . . .	231-2199
Eddie Mataj . . . . .	Stadium . . . . .	231-6067
Lisa Reed . . . . .	Stadium . . . . .	231-6067
Delores Rose . . . . .	Cassell/Jamerson/Merryman . . . . .	231-2199
Pandoria Ross . . . . .	Cassell/Jamerson/Merryman . . . . .	231-2199
Susan Slade . . . . .	Cassell/Jamerson/Merryman . . . . .	231-2199

# DEPARTMENT DIRECTORY

## IMG COLLEGE . . . . . 961-7604

Brandon Forbis . . . . . General Manager  
 Kyle Winchester . . . . . Associate General Manager  
 Mike Sage . . . . . Senior Account Executive  
 Eric Yopp . . . . . Senior Account Executive  
 Chris Saccoccia . . . . . Partner Services Coordinator  
 Bill Roth . . . . . Director of Broadcast Operations  
 Andrew Allegretta . . . . . Assistant Director of Broadcasting  
 Mike Burnop . . . . . Broadcast Commentator/  
 New River Office Supply . . . . . 552-6611

## INFORMATION SYSTEMS

Tommy Regan . . . . . Senior Director . . . . . 231-7539  
 Chris Mayer . . . . . Assistant Director . . . . . 231-9361  
 Tim Roberts . . . . . Coordinator, SAASS and Ticket Office IT. 231-9954

## LACROSSE (WOMEN'S)

Megan Burkner . . . . . Head Coach . . . . . 231-9454  
 Kim Kolarik . . . . . Assistant Coach . . . . . 231-8285  
 Mallory Poole . . . . . Assistant Coach . . . . . 231-2776

## MARKETING & PROMOTIONS . . . . . 231-2371

Jeremy Wells . . . . . Assistant Athletics Director  
 for Marketing & Promotions . . . . . 231-2515  
 Lauren Belisle . . . . . Director of Marketing & Promotions . . . . . 231-3236  
 Grant Duncan . . . . . Associate Director . . . . . 231-2038  
 JC Whidden . . . . . Assistant Director . . . . . 231-8783  
 Evan Massengill . . . . . Marketing & Promotions Assistant . . . . . 231-9275  
 Jean Ann Bailey . . . . . Administrative Assistant . . . . . 231-2371

## MONOGRAM CLUB/FAN ENGAGEMENT

Carly Northup . . . . . Assistant Athletics Director  
 for External Engagement . . . . . 231-0451

## PUBLICATIONS

Anne Panella . . . . . Publications Director . . . . . 231-7684  
 Dave Knachel . . . . . Director, Photography. . . . . 231-1838  
 Damian Salas . . . . . Senior Director, Internet Services/Web . . . . . 231-8816  
 John Sours . . . . . Assistant Director, Graphic/Web Design . . . . . 231-6329  
 Stacey Wells . . . . . Assistant Director, Graphic/Web Design . . . . . 231-6756

## SOCCER (MEN'S) . . . . . 231-7143

Mike Brizendine . . . . . Head Coach  
 Patrick McSorley . . . . . Assistant Coach  
 Jeff Kinney . . . . . Assistant Coach

## SOCCER (WOMEN'S)

Chugger Adair . . . . . Head Coach . . . . . 231-6660  
 Erin Lycan . . . . . Assistant Coach . . . . . 231-6859  
 Andrew Kopp . . . . . Assistant Coach . . . . . 231-6660

## SOFTBALL

Scot Thomas . . . . . Head Coach . . . . . 231-2720  
 Angela O'Brien . . . . . Assistant Coach . . . . . 231-3063  
 Justin Miller . . . . . Assistant Coach . . . . . 231-1804  
 Whitney Davis . . . . . Director of Operations . . . . . 231-1804

## SPIRIT (CHEER, DANCE, HOKIEBIRD MASCOT)

Perren Young . . . . . Spirit Coach . . . . . 231-5744  
 HokieBird Information  
 Jessica Curtis . . . . . Assistant Dance Coach

## SPORTS MEDICINE/ATHLETIC TRAINING . . . . . 231-7741

Mike Goforth . . . . . Associate A.D. for Sports Medicine . . . . . 231-7742  
 Anne Bryan . . . . . Director, Athletic Training . . . . . 231-2711  
 Sean Collins . . . . . Director, Athletic Training . . . . . 231-6410  
 Keith Doolan . . . . . Senior Director, Athletic Training. . . . . 231-2187  
 Dave Dietter . . . . . Director, Athletic Training . . . . . 231-7269  
 Ernest Eugene . . . . . Assistant A.D. for Sports Medicine . . . . . 231-4071  
 Brett Griesemer . . . . . Director, Athletic Training . . . . . 231-2526  
 Jimmy Lawrence . . . . . Director, Athletic Training . . . . . 231-5690  
 Freddy Purnell . . . . . Director, Athletic Training . . . . . 231-2284  
 Greg Beato, D.O. . . . . Physician . . . . . 231-5983  
 Gunnar Brolinson, D.O. . . . . Physician . . . . . 231-5983

Mark Rogers, D.O., M.A. . . . . Physician . . . . . 231-4000  
 Brad McCrady, D.O. . . . . Physician . . . . . 231-5983  
 Greg Tilley, D.C. . . . . Chiropractor . . . . . 951-1183

## STUDENT-ATHLETE DEVELOPMENT

Reyna Gilbert-Lowry . . . . . Associate Athletics Director  
 . . . . . for Student-Athlete Development . . . . . 231-3956  
 Danny White . . . . . Assistant A.D. for Student-Athlete  
 . . . . . Development . . . . . 231-1252  
 Natalie Forbes . . . . . Coordinator for Student-Athlete Development. 231-7661

## STUDENT-ATHLETE ACADEMIC SUPPORT SERVICES

Matt Mayotte . . . . . Director of Student Athlete  
 Academic Support Services . . . . . 231-6165  
 Katie Ammons Cross . . . . . Interim Director . . . . . 231-2245  
 Sarah Armstrong . . . . . Associate Director . . . . . 231-9094  
 Cory Byrd . . . . . Assistant Director/Tutor Coordinator . . . . . 231-2243  
 Tim Moore . . . . . Assistant Director . . . . . 231-1415  
 Mike Swanhart . . . . . Assistant Director . . . . . 231-0481  
 Nick Vaccaro . . . . . Assistant Director . . . . . 231-9986  
 Emily Clinkhammer . . . . . Learning Specialist . . . . . 231-1934  
 Vacant . . . . . Learning Specialist . . . . . 231-0476  
 Ryndee Ruch . . . . . Intern . . . . . 231-1931  
 Terrie Repass . . . . . Administrative Assistant . . . . . 231-6165

## SWIMMING & DIVING (MEN'S & WOMEN'S)

Ned Skinner . . . . . Director of Men's and Women's Swimming  
 and Diving Program. . . . . 231-5086  
 Ron Piemonte . . . . . Head Men's and Women's Diving Coach. . . . . 231-3301  
 Sarah Stockwell . . . . . Assistant Coach . . . . . 231-4768  
 Reed Robelot . . . . . Assistant Coach  
 Aaron Bell . . . . . Assistant Coach

## TENNIS (MEN'S)

Jim Thompson . . . . . Head Coach . . . . . 231-4589  
 Stephen Huss . . . . . Assistant Coach . . . . . 231-4845

## TENNIS (WOMEN'S)

Terry Ann Zawacki-Woods . . . . . Head Coach . . . . . 231-9971  
 Freddy Gomez . . . . . Assistant Coach . . . . . 231-6504

## TICKET OFFICE . . . . . 231-6731

Sandy Smith . . . . . Assistant A.D. for Ticketing Services  
 Stephen Medley . . . . . Associate Director  
 Nancy Rodriguez . . . . . Assistant Director  
 Corey Pelot . . . . . Assistant Director  
 Chris Bales . . . . . Assistant Director  
 Julie Carter . . . . . Ticket Office Assistant  
 George Daniels . . . . . Ticket Office Assistant  
 Sara Davis . . . . . Ticket Office Assistant  
 IMG Learfield Ticket Solutions . . . . . 231-9048  
 Brad Drummond  
 Cory Darnell

## TRACK & FIELD AND CROSS COUNTRY (MEN'S & WOMEN'S)

Dave Cianelli . . . . . Director of Track & Field  
 and Cross Country . . . . . 231-3094  
 Greg Jack . . . . . Associate Head Coach,  
 Men's Track & Field . . . . . 231-2154  
 Charles Foster . . . . . Assistant Coach, Track & Field . . . . . 231-9977  
 Eric Johannigmeier . . . . . Ass't Cross Country & Distance Coach . . . . . 231-5537  
 Ben Thomas . . . . . Cross Country and Distance Coach . . . . . 231-9978  
 Paul Zalewski . . . . . Assistant Track & Field Coach/  
 Technical Director . . . . . 231-6929

## VOLLEYBALL (WOMEN'S) . . . . . 231-3719

Chris Riley . . . . . Head Coach  
 Shelbylynn Adair . . . . . Assistant Coach  
 Jen Malcom . . . . . Assistant Coach

## WRESTLING

Kevin Dresser . . . . . Head Coach . . . . . 231-1135  
 Tony Robie . . . . . Associate Head Coach. . . . . 231-3185  
 David Hoffman . . . . . Assistant Head Coach . . . . . 231-1119



# STUDENT-ATHLETE ACADEMIC

## SUPPORT SERVICES

### PROVIDING THE TOOLS NEEDED FOR SUCCESS IN THE CLASSROOM

Student-Athlete Academic Support Services (SAASS) is committed to providing a comprehensive academic and personal development program with counseling and advising for student-athletes, offering academic counseling to ensure students receive a complete system of support consistent with university and NCAA policies.

Student-athletes have access to the department's spacious facilities, located in the West Side of Lane Stadium. Opened during the 2006-07 academic year, the SAASS suite, located in the Quillen Family Academic Center, features 18 private tutor rooms, a state-of-the-art classroom, a 36-station computer lab with printer access, a conference room, three quiet areas for reading and studying and a reference library. The office is available between classes, after practice and in the evenings. Hours of operation are flexible and may be tailored to maximize the student-athlete's limited time. The collection of SAASS programs housed in Lane Stadium guarantees that all student-athletes achieve success during their time at Virginia Tech.

### MATT MAYOTTE

#### DIRECTOR OF STUDENT-ATHLETE ACADEMIC SUPPORT SERVICES

**Responsibilities:** Mayotte serves as the director of Student-Athlete Academic Support Services (SAASS), where he oversees an office comprised of two associate directors, four assistant directors, two learning specialists, an intern and a secretary. This group of professionals services the academic needs of all student-athletes.

**Joined VT Athletics Staff:** 2014

**Education:** Troy University, 2005 (B.S. in sport and fitness management); Troy University, 2006 (master's in athletics administration).

**Prior to Virginia Tech:** Before he arrived in Blacksburg, Mayotte served as the director of student-athlete services at Troy University in Troy, Alabama, where he took over the director role in 2006 after serving as a staff assistant in SAS.

**Personal:** A native of Plainville, Connecticut, Mayotte and his wife, Jennifer, currently reside in Blacksburg. The couple has a daughter, Kate. In his spare time, Mayotte enjoys spending time with his family, sports, music, and outdoor recreation.



## SAASS STAFF



**Katie Cross**  
Senior Associate Director



**Sarah Armstrong**  
Associate Director




**Cory Byrd**  
Assistant Director



**Tim Moore**  
Assistant Director



**Mike Swanhart**  
Assistant Director



**Nick Vaccaro**  
Assistant Director



**Robyn Jones**  
Learning Specialist



**Terrie Repass**  
Administrative Assistant

## ACADEMIC SERVICES

### ATHLETIC TRANSITIONS

**Freshman student-athletes** – An optional course designed to ease the transition from high school to college.

### ORIENTATION

**Freshman and transfer student-athletes** – SAASS schedules team and individual sessions to acclimate new students to Virginia Tech.

### TUTORING

**All student-athletes** – Individual and group tutoring appointments are available on-site.

### ACADEMIC PROGRESS

**All student-athletes** – Professors send academic progress reports to his/her athletic advisors twice a semester.

### SAASS COMPUTER LAB

**All student-athletes** – The lab features computer and printer access conveniently located in Lane Stadium.

### ACADEMIC RECOGNITION

**Qualified student-athletes** – SAASS recognizes each student-athlete with a GPA of 3.0 and above at the end of each semester on the Athletic Director's Honor Roll.

### STUDY HALL

**Freshman student-athletes and upperclassmen with a GPA below the team requirement** – Study Hall is mandatory for all freshmen, transfers and currently enrolled students with an overall GPA below 2.30.

### ADVISING/COUNSELING

**All student-athletes** – SAASS works closely with each student's academic advisor within the college of their major.

### ACADEMIC AND ATHLETIC ELIGIBILITY

**All student-athletes** – The department monitors each student-athlete's academic record to ensure that they are making progress toward their degree.

*For more information, visit the website: [saass.vt.edu](http://saass.vt.edu)*

# OFFICE OF STUDENT-ATHLETE DEVELOPMENT

## FOCUSING ON PERSONAL DEVELOPMENT

At Virginia Tech, student-athletes don't just play sports. With help from the Office of Student-Athlete Development, Hokie student-athletes work outside the athletic venue to develop into responsible adults who are assets to their communities.

Led by the Virginia Tech Student-Athlete Advisory Committee, Hokie student-athletes volunteered countless hours in the local community last year. In addition, almost 400 Virginia Tech student-athletes and support group members earned a 3.00 grade-point average during one or both semesters, while achieving great success within athletics as well.

Inspired by the NCAA Student-Athlete Affairs commitment areas, the Office of Student-Athlete Development creates programs designed to enhance student-athletes in five areas: athletic excellence, academic excellence, personal and leadership development, community outreach and career development. In 2006, the program was recognized as a Division I-A "Program of Excellence" for establishing student welfare as the cornerstone of its operating principles.

### STUDENT-ATHLETE ADVISORY COMMITTEE

The Student-Athlete Advisory Committee (SAAC) is a committee made up of student-athletes assembled to provide insight on the student-athlete experience. It also offers input on the rules, regulations and policies that affect student-athletes' lives on NCAA member institution campuses. Two members of each sports team serve on SAAC each academic year.

### PERSONAL DEVELOPMENT

The Office of Student-Athlete Development aims to help student-athletes lead balanced lifestyles, encouraging emotional well-being, personal growth and decision-making skills. Each team is required to attend two personal development programs during the year to educate student-athletes.

### CAREER DEVELOPMENT

Virginia Tech student-athletes go through their collegiate athletic experiences with the understanding that they will need to secure a job upon graduation. The Office of Student-Athlete Development works to enhance student-athlete career development by collaborating with the Virginia Tech Career Services Office. Student-athletes also receive assistance in learning about majors and minors, preparing for career fairs, and obtaining postgraduate scholarships and internships.

### ACADEMIC EXCELLENCE

The Office of Student-Athlete Development is also responsible for nominating student-athletes for academic honors and awards. Athletes are nominated for on-campus, Atlantic Coast Conference and national awards. Student-athletes with a 3.0 GPA are rewarded and honored on the Athletic Director's Honor Roll. In 2013-14, 378 student-athletes and 153 members of support groups were named to this prestigious list, which

was a large increase from the 395 who were honored during 2012-13.

### COMMUNITY OUTREACH

Virginia Tech student-athletes are now involved more than ever in the local community. In conjunction with the mission of the Office of Student-Athlete Development and the *Ut Prosim* motto, student-athletes are encouraged to volunteer throughout their college experience. Each team partners with a local community organization and volunteers time at community-wide events. Along with large volunteer efforts, student-athletes engage in community support with visits to local hospitals and elementary and middle schools. Community organizations can also request Tech student-athletes to attend local outreach events. Involvement in this program helps maintain and improve the positive relationship between student-athletes and the surrounding community.

The Hokies continued a long tradition of giving back to the surrounding communities in 2013-14, participating in several events throughout the year.

Tech played a large role in the annual Montgomery County Christmas Store in 2013 as the Hokies traveled to Christiansburg to volunteer their time, assisting families with their shopping and restocking shelves when items ran low. In addition to helping out at the store, the Hokies hosted a game in which fans were encouraged to bring new toys to donate to the store.

The women's team hosted several games during the course of last season that gave back to the community including their annual Military Appreciation game as well as a game that welcomed the local branch of Special Olympics of Virginia to Cassell Coliseum.

On a national level, the Hokies invited local Girl Scout troops to come for a game in recognition of National Women in Sports Day. Tech also competed in their annual Play4Kay initiative, which honors former NC State Head Coach Kay Yow, who lost her long battle with breast cancer. The Hokies wear pink in the game to help raise awareness and funds for breast cancer research.

During the summer months, the coaching staff gave back as they participated in the Chilln4Charity initiative that swept around the country. The proceeds from the event also benefitted the Kay Yow Cancer Fund.



### REYNA GILBERT-LOWRY

#### ASSOCIATE ATHLETICS DIRECTOR FOR STUDENT-ATHLETE DEVELOPMENT

**Responsibilities:** Recently promoted to associate athletics director, Gilbert-Lowry develops programs geared to enhance student-athletes' personal development, career awareness and community service endeavors. This includes coordinating each team's philanthropic projects, working with the Student-Athlete Advisory Committee and nominating student-athletes for academic awards. Her staff plans the annual Athletics Director Honors Breakfast and the All Sports Banquet.

**Joined VT Staff:** 2008; seventh year.

**Prior to Virginia Tech:** Before joining the Hokies, Gilbert-Lowry served as the compliance coordinator and CHAMPS/Life Skills coordinator at Nova Southeastern University in Ft. Lauderdale, Fla. In 2005, she was also the coordinator of athletic academic services. Prior to NSU, Gilbert-Lowry served as an academic advisor at the University of Central Florida.

**Education:** Northern Illinois University, 2001 (psychology), where she lettered four years on the women's gymnastics team and was named MVP her senior year; Ball State University, 2004, earning a master's in sport and exercise psychology, and a minor in counseling.

**Personal:** A native of Orlando, Fla., Gilbert-Lowry lives in Christiansburg with her husband, Spencer, and their daughter, Brooklyn.



**Danny White**  
Assistant Athletics  
Director for Student-  
Athlete Development



**Johanna Smith**  
Assistant Director,  
Career Services/  
Career Services  
Liaison for Athletics

# ATHLETIC PERFORMANCE


## HELPING STUDENT-ATHLETES GET BIGGER, FASTER, STRONGER

Having a top-flight strength and conditioning program is one of the most important aspects of a successful college basketball program. Long before players ever step on a court in competition, the truly successful ones have dedicated themselves to the long hours of preparation it takes to be the best. The Virginia Tech strength and conditioning program is perfectly suited to develop successful student-athletes. And with the increased space in the Hahn Hurst Basketball Practice Center, this has proven even more so for the Hokies in the past two years.

Under the direction of assistant athletics director for athletic performance Mike Gentry, the Virginia Tech strength and conditioning program is among the best in the nation, helping to make the women's basketball program one of the best as well. Brandon Dillard is the strength and conditioning coach for the women's team under the supervision of the director for basketball programs, David Jackson. The results of hard work by the staff and the student-athletes have paid huge dividends as the Hokies have continually shown improvement in this area.



Brandon Dillard



The Hahn Hurst strength facility

The women's basketball team trains in the 4,000-square foot strength and conditioning center in the Hahn Hurst Basketball Practice Center. This dedicated weight room facility features free-weight equipment, a full line of Hammer Strength equipment, and four platforms. With this facility, Hokie basketball players do not need to split time between

different weight rooms; everything needed to build a winner is under one roof.

Tech also has the use of a 10-by-40-yard sand pit located outdoors and adjacent to the weight room in the Merryman Center. This pit is used for resistive running drills to improve speed. The Hokies also have the practice fields for use in running drills.

### DR. MIKE GENTRY

#### ASSOCIATE ATHLETICS DIRECTOR FOR ATHLETIC PERFORMANCE

**Responsibilities:** As associate athletics director for athletic performance, Gentry's duties include overseeing the strength and conditioning training of athletes in 22 varsity sports at Virginia Tech, and he is directly involved in training the football team. Gentry also supervises the sports nutrition and sport psychology programs.

**Joined VT Staff:** 1987; 28th season.

**Record at Virginia Tech:** Gentry was inducted into the USA Strength and Conditioning Coaches Hall of Fame in 2010. He was named the second-annual Samson Strength & Conditioning Coach of the Year in the March 2005 issue of American Football Monthly.

In May 2003, Gentry was honored by the Collegiate Strength and Conditioning Coaches when he was named a Master Strength and Conditioning Coach. Gentry was one of only 36 coaches in the country to have received the CSCC's highest award when he was honored. In 1995 and 1996, Gentry was recognized by the National Strength and Conditioning Association as a finalist for the National Strength and Conditioning Professional of the Year.

**Prior to Virginia Tech:** Gentry worked as an assistant strength coach at UNC and as the head strength and conditioning coach at East Carolina University prior to coming to Virginia Tech in February 1987.

**Education:** Western Carolina, 1979 (physical education); UNC Chapel Hill, 1981 (master's degree); Virginia Tech, 1999 (doctorate; curriculum and instruction with emphasis in motor behavior).

**Family:** Gentry has a son, Roy Christopher (Bo), a former member of the Hokie football team from 2008-2011. Gentry is married to the former Wendy Ann Williams.



# ATHLETIC PERFORMANCE

## SPORT PSYCHOLOGY

The Virginia Tech Athletics Department contracts with the Thomas E. Cook Counseling Center to provide psychological services for its student-athletes through the Sport Psychology Office. Dr. Gary Bennett coordinates the sport psychology department, which offers psychological and performance enhancement services for student-athletes. The mission of the sport psychology office is to promote student-athlete learning and development. Consistent with the university's mission to "educate the whole person," the Sport Psychology Program promotes the academic, intellectual, social, emotional, athletic, and personal development of student-athletes.

On average, Bennett conducts over 50 individual sessions per week and meets weekly with teams as the need arises.

The response to the sport psychology program has been positive. The student-athletes are very receptive to the services offered by the doctors. The sport psychology office reaches out to student-athletes who may not have considered going to the counseling service that is offered to all students at Virginia Tech.



**DR. GARY BENNETT**

**SPORT PSYCHOLOGIST**

**Responsibilities:** Bennett meets with student-athletes on an individual basis for personal counseling and to discuss the mental aspects of the game. He also works on team building, communication and performance enhancement. Bennett has taught and supervised pre-doctoral level interns.

**Joined VT Athletics Staff:** 2000 (full time since 2007); 15th year.

**Record at Virginia Tech:** Bennett began working at Virginia Tech in 1995 at the Cook Counseling Center. Now, as the sport psychologist, he also serves on the committees for nutrition, performance and substance abuse; and the planning committee for the "Summit for Student-Athlete Success" events. He also works with various teams in the area of performance enhancement.

**Education:** Centre (Ky.) College, 1981, B.A. English, where he played baseball; University of Kentucky, 1988, master's in rehabilitation counseling; UK, 1995, Ph.D. in counseling psychology.

**Of Note:** Bennett is licensed as a clinical psychologist and has additional training in sport psychology. He is certified as a sport psychology consultant by the Association of Applied Sport Psychology and is a member of Division 47 (exercise and sport psychology) of the American Psychology Association.

**Personal:** Bennett lives in Blacksburg and enjoys playing golf and basketball, as well as hiking and skiing, in his spare time.

## SPORTS NUTRITION

Eating healthy and making food functional for athletic performance are important aspects of a Virginia Tech student-athlete's life, and that's why the athletics department implemented the sports nutrition program in July of 2002. Jennie Zabinsky is the department's director of sports nutrition.

The sports nutrition program offers a wide variety of services that aim to enhance the performance of each student-athlete. Services include individual assessments, team talks, body composition analysis using the Bod Pod, grocery store tours, supplement management and education, disordered eating counseling, travel meal arrangements, and basketball training table menu planning and management. Zabinsky works closely with coaches, team physicians, athletic trainers, strength coaches and the sport psychologist to address any performance concerns. She directs the nutrition and performance committee that meets monthly to discuss student-athletes of concern.

The sports nutrition staff manages two facilities, the Nutrition Oasis and Fueling Station, that provide athletes fuel in between workouts, classes and meals. Each facility provides recovery beverages, Gatorade products, smoothies, and a variety of high performance snack options as well as nutrition education resources.



**JENNIE ZABINSKY, MAEd, RD**

**SPORTS NUTRITIONIST**

**Responsibilities:** Zabinsky is responsible for all nutrition and performance related concerns for varsity student-athletes including individual counseling, team talks, body composition analysis using the Bod Pod, recovery nutrition plans, grocery store tours, training table menu planning, travel meal arrangements, managing the Nutrition Oasis and Fueling Stations, and supplement education.

**Joined VT Staff:** 2011; fourth year.

**At Virginia Tech:** Zabinsky worked as the sports nutrition graduate assistant under former director Amy Freel, before being hired as director. She directs the nutrition and performance committee.

**Education:** Roanoke College, 2005 (B.A., in sociology) while competing in basketball for four years; Virginia Tech, 2009 (B.S., in human nutrition, foods and exercise: dietetics option); Virginia Tech, 2010 (dietetic internship); Virginia Tech, 2013 (master of arts in education).

**Of Note:** Zabinsky is in her fourth year as director. She is a member of the Collegiate and Professional Sports Dietitians Association (CPSDA) and Academy of Nutrition and Dietetics.

**Family:** A native of Centreville, Va., Zabinsky and her husband Sam live in Christiansburg.

# NUTRITION OASIS

## USING WHOLE FOODS TO ENHANCE PERFORMANCE AND HEALTH

The Nutrition Oasis serves as a resource room, providing fuel for athletes before, during, and after training. It includes access to protein and carbohydrate recovery drinks, Gatorade, fresh fruit, and bagels for all Olympic sport athletes. A new and improved Oasis opened during the summer of 2013 and includes a much larger space to accommodate a full-service smoothie bar, nutrition education area, food prep and storage space, an additional sports nutrition office, and room for small catered events. This space allows the sports nutrition program to continue to improve how it serves Virginia Tech student-athletes from a food and nutrition standpoint.



# SPORTS MEDICINE

## PROVIDING EXPERIENCED, PROFESSIONAL CARE

The Sports Medicine Department at Virginia Tech is constantly evolving to incorporate new ideas utilizing state-of-the-art resources for the betterment of all Hokie student-athletes. Under the leadership of Associate Athletics Director for Sports Medicine Mike Goforth, the department is constantly improving and developing new strategies to provide the most current and comprehensive care.

The team of certified athletic trainers, orthopaedic surgeons, Board Certified primary care physicians, chiropractors, physical therapists, sport psychologists, nutritionists, massage therapists and orthotists are available on site to manage the health care needs of Tech athletes. The staff continually looks for ways to enhance the services provided for its athletes as evidenced by its participation in local and national projects pertaining to related topics such as concussion management, prevention of antibiotic resistant types of staph infection (MRSA), high ankle sprains and collegiate health care management strategies. Research is considered instrumental to the sports medicine department. The department has participated in several projects with the engineering department and school of education, respectively.

Tech is in its 11th full year in the 4,300-square-foot Eddie Ferrell Memorial Training Room, which consolidated the training rooms that existed in the Merryman Center and Cassell Coliseum. The facility gives the training staff a centralized area to care for the needs of all Virginia Tech student-athletes. There is top-of-the-line equipment and a unique style of architecture, developed by Glenn Reynolds, AIA and Larry Perry as the consulting engineer.

Reynolds helped Tech spearhead another expansion project that doubled the size of the existing training room and united the entire

medical staff, putting both the athletic trainers and doctors under one roof. Construction was completed in 2014 to convert the current training room into a functional rehabilitation space for preventative and post injury care, while also adding doctor's offices adjacent to a new treatment area.

Tech has more than 10,000 square feet dedicated to sports medicine, placing it in the top five percent nationally. The training room also has offices for the staff, dozens of training tables, two cold tubs, whirlpools, an underwater treadmill, a Biodex System 3 and various other pieces of rehabilitation equipment and treatment modalities.

The Hahn Hurst Basketball Practice Center contains a fully-equipped training room. This area features two examination rooms, a taping area and hot and cold immersion tubs. A state-of-the-art Alter G rehab machine also is located in this area. The sports medicine staff can handle all aspects of treatment and rehabilitation of injuries from this room. Team physical therapist Erin Gibson works directly out of this facility in support of the basketball programs.

In addition, a training room has been constructed in Rector Field House for teams utilizing the facility, and the Gordon Family Mobile Sports Medicine Unit is a portable training room that can be transported to various venues.

Athletes have many options to help prevent or protect them from injuries. The sports medicine staff takes great pride in treating athletes year-round. Special attention is paid to offseason activity. The staff will analyze past injury data from each participant and construct a preventative program.

A vital part of student-athlete medical services is access to the LewisGale Hospital at Montgomery's SWVA Center for Orthopaedics and various specialty services offered through

HCA Southwest Virginia and its affiliated hospitals.

"We are privileged to have access to the finest physicians and services that HCA has at its disposal," Goforth said. "It is comforting knowing that our local hospital has the best care available in this region of the country for our student-athletes."

Physical therapists Chris Rogers, Erin Gibson and Katie Rogers play a large role in the overall program developed to return an injured athlete to 100 percent. Team chiropractor, Dr. Greg Tilley, provides Tech athletes with specialized treatment for spine-related conditions and plays a huge role in performance enhancement through various chiropractic techniques.

"As certified athletic trainers, for us to have the resources of folks like Erin Gibson, Chris Rogers, Mario Travis, Katie Rogers, Greg Tilley and Gary Bennett is a tremendous asset," Goforth said. "The knowledge and skills that they bring are invaluable."

Team orthopaedic surgeons Dr. Marc Siegel and Dr. James Farmer bring a wealth of experience and skill to assist when athletes need orthopaedic consultation for certain types of sports-related injuries. Both surgeons bring a unique skill set and have an excellent bedside manner that ensures that athletes and parents alike are comfortable and confident whenever surgery may be indicated.

Over the past 15 years, Tech has developed the reputation for producing top-level certified athletic trainers. Graduates are now employed in positions across the country at various levels of the profession.



**Brad McCrady, D.O.**  
Team Physician



### MIKE GOFORTH ASSOCIATE ATHLETICS DIRECTOR FOR SPORTS MEDICINE

**Responsibilities:** As associate athletics director for sports medicine, Goforth oversees healthcare needs of all student-athletes and organizes all trainers and doctors while supervising all other services Tech offers.

**Joined VT Staff:** 1998; 16th year.

**Prior to Virginia Tech:** Goforth came to Tech from the Hamilton Medical Center/Bradley Wellness Center in Dalton, Ga., where he was the director of wellness and sports medicine. He has an extensive background in sports medicine, working at East Tennessee State University, William Fleming High School, Tusculum College, Greene County Sports Medicine/Industrial Cooperative and Pioneer Sports Medicine/Physical Therapy Clinic. He also has numerous opportunities to consult on program development throughout the country.

**Education:** East Tennessee State University, 1991, physical education; Virginia Tech, 1995, master's in sport management.

**Family:** Goforth and his wife, Tracy, a teacher at Blacksburg Middle School, have two sons – Ethan, 17, and Luke, 13.

# PLAYERS IN THE PROS

**UJU UGOKA**  
Vassalli 2G

**MONET TELLIER**  
Artego Bydgoszcz

## UJU UGOKA

6-1, Forward • Lagos, Nigeria

- Signed to play for Vassalli 2G in the top division in the Italian league for the 2014-15 season
- Averaged 18.4 points and 9.6 rebounds during her senior campaign at Virginia Tech, ranking eighth in the ACC in scoring and third in rebounding
- Set the Tech single-season record with 16 double-doubles during her final year
- Tied the longest streak of double-doubles in program history with six consecutive
- Set the single-season field goals made record with 213, breaking the previous record that was set by Renee Dennis in 1986-87

## MONET TELLIER

5-11, Guard • Charlotte, North Carolina

- Signed to play for Artego Bydgoszcz in Poland for the 2014-15 season
- Wrapped up her Tech career ranking in the top-10 in the Hokies' record books in points, scoring average, field goals made, three-pointers made, free throws made, assists and minutes played
- Tops the Tech career-record list against ACC opponents in points, field goals made, free throws made, rebounds, steals, games played and minutes
- Became just the 23rd player in Tech history to top the 1,000 career-points mark and just the eighth to accomplish the feat as a junior

**ALYSSA FENYN**  
MBK Ruzomberok

## ALYSSA FENYN

6-0, Guard • Newark, New York

- Played in the EuroLeague for MBK Ruzomberok in Slovakia during the 2013-14 season
- Helped the team to the silver medal at the EuroCup divisional tournament
- Averaged 17.5 points, 8.5 rebounds and 2.0 assists
- Set the Virginia Tech record for ACC games played, started and league minutes
- Finished her Tech career with 950 points

## KERRI GARDIN

6-1, Forward • Morganton, North Carolina

- Drafted 34th overall in the 2006 WNBA Draft by the Chicago Sky
- Signed by the Connecticut Sun in 2008 as a free agent
- Started in 15 games, helping the Sun to a 21-13 record
- Most recently played in the WNBA for the Washington Mystics
- Also played in FIBA EuroLeague
- Played most recently in the EuroLeagues for Elizabeth-Basket in the Ukraine in 2014

## IEVA KUBLINA

6-4, Forward/Center • Riga, Latvia

- Drafted in the third-round of the 2004 WNBA Draft by Indiana
- Competed with the Latvian National Team at the 2008 Olympics
- Has been playing in the FIBA EuroLeague Women since 2005
- Most recently was a member of Fenerbahce Istanbul
- Ranked in the Tech career record books in the top-10 in points, field goals made, scoring average, three-pointers made, free throws made, rebounds, rebound average, blocked shots (record holder), and free throw percentage

**IEVA KUBLINA**  
Fenerbahce Istanbul

**KERRI GARDIN**  
Connecticut Sun



# HARDWOOD CLUB

The Hokie Hardwood Club, formerly known as the Diamond Club, has been in existence for more than 20 years. The mission of the Hokie Hardwood Club is to increase public awareness of the Virginia Tech women's basketball program, to raise the level of community support for all aspects of the program and to provide the level of spirit and resources required for a program of national prominence. The club conducts fundraisers during the year in support of the women's basketball program. Fundraising efforts helped with some of the team's expenses on its summer trip to Europe in 2000, as well as the trip to Australia the summer of 2004, the 2008 trip to Greece and Italy and the 2014 trip to Italy. Members of the Hokie Hardwood Club travel to several away games each season.



*With the help of the Hardwood Club, the women's basketball team travelled to Italy in 2014.*



*The Hokie Hardwood Club enjoys several social events with the team throughout the year including the annual Welcome Back Dessert Social.*



*The Hokie Hardwood Club hosts an annual auction in the winter to raise money to help support the Virginia Tech women's basketball team.*







Exciting **VIDEOS** of all aspects of Tech sports and Hokie Nation!



Virginia Tech's **OFFICIAL WEBSITE** is your one-stop source for information about Hokie varsity sports



Connect with Hokie fans and Virginia Tech Athletics via our **FACEBOOK**, **INSTAGRAM** and **TWITTER** pages

<http://www.facebook.com/hokiesports>  
<https://twitter.com/hokiesports>  
[https://twitter.com/VT\\_WBAll](https://twitter.com/VT_WBAll)  
<http://instagram.com/VTHokieWBB>

# KEEPING UP WITH THE HOKIES

ACCESS ALL OF THESE CONNECTIONS AT **hokiesports.com**



A **MONTHLY MAGAZINE** for continuing coverage of the Hokies' varsity sports



A **FREE, WEEKLY ONLINE PUBLICATION** featuring quick updates about athletics at Virginia Tech

## HOKIES Xtra

All Virginia Tech Athletics radio broadcasts and television programs are available exclusively online via **HokiesXtra**, on **hokiesports.com**.

**YOUR LEGACY IS ON THE LINE.  
YOUR POWERS ARE ABOUT TO FACE  
THE ULTIMATE TEST.  
YOUR FATE RESTS IN YOUR HANDS:  
COME HOME WITH THE TITLE, OR BE  
LOST TO HISTORY.  
BECOME IMMORTAL.**



**NIKE.COM/BASKETBALL**

# REACHING OUT

## HOKIES IN THE COMMUNITY



The Virginia Tech women's basketball team continues its tradition of giving back to Blacksburg and the surrounding communities.

In December, the women's basketball team was active with the Montgomery County Christmas Store. Fans were encouraged to bring donations to games during December and the Hokies assisted the store with set-up and helped families with their holiday shopping.

Tech hosted both the Special Olympics and Military Appreciation Day during the month of January, and in February the Hokies held a day for Girl Scouts and their families to attend a game.

The Hokies are always active in the Play4Kay initiative which honors former NC State head coach Kay Yow, who lost her long battle with breast cancer. Tech wears pink in an annual game to help raise awareness and funds for breast cancer research.



# BLACKSBURG, VA

## A GREAT PLACE TO SPEND FOUR YEARS OR A LIFETIME!

One of America's best college towns, Blacksburg is a perfect setting for a great university like Virginia Tech.

Located in Southwest Virginia on a plateau between the Blue Ridge and Alleghany mountains, Blacksburg combines the laid-back lifestyle of a small town with the amenities one would expect to find around a major center of higher education. Together, the town and university have worked hard to create a progressive community that ranks among the nation's elite living environments. Virginia Tech and the Town of Blacksburg gained national and international attention by creating the world's first "electronic village." Businesses and industries have been drawn by the potential of the quaint town.

Established in 1798 by John and William Black, the town is surrounded by scenic mountain views that accentuate the area. Since its founding, Blacksburg has grown to become the largest town in Virginia. The nearly 43,000 residents (including students) enjoy a close proximity to a variety of recreation areas such as the Blue Ridge Parkway, Appalachian Trail, Claytor Lake and the New River. The region features a moderate climate and four distinct seasons. Blacksburg's location (adjacent to major interstate highways) provides convenient access to most points in the southern and eastern parts of the country.

More information on Blacksburg can be found on the town's web site, [www.blacksburg.gov](http://www.blacksburg.gov).



# 2014-15 VIRGINIA TECH WOMEN'S BASKETBALL

HANNAH YOUNG



VANESSA PANOUSIS



## 2014-2015 SCHEDULE

		Exhibition		
Nov. 10	Mon.	<b>WASHINGTON &amp; LEE</b>		7 p.m.
14	Fri.	at George Mason		5 p.m.
16	Sun.	<b>MARYLAND-EASTERN SHORE</b>		Noon
18	Tue.	<b>NORFOLK STATE</b>		7 p.m.
23	Sun.	at Providence		1 p.m.
25	Tue.	<b>OLD DOMINION</b>		7 p.m.
29	Sat.	<b>EAST TENNESSEE STATE</b>		5 p.m.
Dec. 1	Mon.	at Florida (SEC Network)		9 p.m.
<b>ACC/Big Ten Challenge</b>				
4	Thu.	<b>NORTHWESTERN</b>		7 p.m.
6	Sat.	<b>LONGWOOD</b>		2 p.m.
10	Wed.	<b>NORTH CAROLINA CENTRAL</b>		7 p.m.
14	Sun.	<b>WESTERN CAROLINA</b>		Noon
21	Sun.	<b>RADFORD</b>		1 p.m.
30	Tue.	<b>HOFSTRA</b>		7 p.m.
Jan. 2	Fri.	at Clemson		7 p.m.
4	Sun.	<b>VIRGINIA</b>		2 p.m.
8	Thu.	at NC State		7 p.m.
11	Sun.	<b>MIAMI</b>		2 p.m.
15	Thu.	at Duke		6:30 p.m.
18	Sun.	<b>FLORIDA STATE</b>		2 p.m.
23	Fri.	<b>WAKE FOREST (RSN/FOX)</b>		7 p.m.
29	Thu.	<b>NOTRE DAME (ESPN3)</b>		7 p.m.
Feb. 1	Sun.	at Georgia Tech		2 p.m.
5	Thu.	at Miami		7 p.m.
8	Sun.	<b>NORTH CAROLINA (RSN/FOX)</b>		1 p.m.
12	Thu.	at Pittsburgh		7 p.m.
15	Sun.	<b>SYRACUSE</b>		2 p.m.
19	Thu.	<b>LOUISVILLE</b>		7 p.m.
22	Sun.	at Virginia		1 p.m.
Mar. 1	Sun.	at Boston College		1 p.m.
4-8	Wed.-Sun.	ACC Tournament Greensboro, N.C.		

Home games (listed in **BOLD CAPS**) are held in Cassell Coliseum.  
Times (EST) are subject to change.  
RSN - Regional Sports Network

TAJAH CAMPBELL



SAMANTHA HILL



TARA NAHODIL



KELSEY CONYERS



# HOKIES