

VIRGINIA TECH WOMEN'S BASKETBALL 2012-2013



VIRGINIA TECH

A UNIVERSITY INVENTING THE FUTURE

Dedicated to its motto, *Ut Prosim* (That I May Serve), Virginia Tech takes a hands-on, engaging approach to education, preparing scholars to be leaders in their fields and communities. As the commonwealth's most comprehensive university and its leading research institution, Virginia Tech offers 215 undergraduate and graduate degree programs to more than 30,000 students and manages a research portfolio of \$450 million. The university fulfills its land-grant mission of transforming knowledge to practice through technological leadership and by fueling economic growth and job creation locally, regionally, and across Virginia.



BLACKSBURG, VA

A GREAT PLACE TO SPEND FOUR YEARS OR A LIFETIME!

One of America's best college towns, Blacksburg is a perfect setting for a great university like Virginia Tech.

Located in Southwest Virginia on a plateau between the Blue Ridge and Alleghany Mountains, Blacksburg combines the laid-back lifestyle of a small town with the amenities one would expect to find around a major center of higher education. Together, the town and university have worked hard to create a progressive community that ranks among the nation's elite living environments.

Virginia Tech and the Town of Blacksburg gained national and international attention by creating the world's first "electronic village." Businesses and industries have been drawn by the potential of the quaint town.

Established in 1798 by John and William Black, the town is surrounded by scenic mountain views that accentuate the area. Since its founding, Blacksburg has grown to become the largest town in Virginia. The nearly 43,000 residents (including students) enjoy a close proximity to a variety of

recreation areas such as the Blue Ridge Parkway, Appalachian Trail, Claytor Lake and the New River. The region features a moderate climate and four distinct seasons. Blacksburg's location (adjacent to major interstate highways) provides convenient access to most points in the southern and eastern parts of the country.

More information on Blacksburg can be found on the town's web site, www.blacksburg.va.us.



TABLE OF CONTENTS

INTRODUCTION

| | |
|---------------------------------------|-----|
| Hahn Hurst Basketball Practice Center | 2 |
| Athletic Complex | 4 |
| Cassell Coliseum | 6 |
| ACC Play | 7 |
| Quick Facts | 8 |
| 2012-13 Schedule | OBC |

THE TEAM

| | |
|--------------------------------|----|
| Kerry Sarver | 10 |
| Aerial Wilson | 11 |
| Rachel Nichols | 12 |
| Alyssa Fenyn | 13 |
| Nia Evans | 14 |
| Porschia Hadley | 15 |
| Larryqua Hall | 16 |
| Monet Tellier | 17 |
| Kelsey Conyers | 18 |
| Lauren Evans | 19 |
| Uju Ugoka | 19 |
| Alex Kiss-Rusk | 20 |
| Taijah Campbell | 20 |
| Alexis Lloyd | 21 |
| Student Managers/Support Staff | 21 |
| 2012-13 Roster | 22 |
| 2012-13 TV/Radio Roster | 21 |

COACHES & STAFF

| | |
|--|----|
| Head Coach Dennis Wolff | 24 |
| Assistant Coach Billi Godsey | 25 |
| Assistant Coach Chantelle Anderson | 25 |
| Assistant Coach Thomas Joyce | 26 |
| Director of Basketball Operations Bill Old | 26 |

2010-11 IN REVIEW

| | |
|-------------------------|----|
| Season Notes | 28 |
| Season Statistics | 29 |
| Season Results | 30 |
| Game-by-Game Comparison | 31 |
| Points-Rebounds-Assists | 32 |

HISTORY & RECORDS

| | |
|----------------------------|----|
| Hokie Hoops History | 34 |
| Postseason Appearances | 36 |
| Big Victories for Tech | 38 |
| Milestone Wins | 40 |
| Conference Timeline | 41 |
| Individual Records | 42 |
| Team Records | 43 |
| Miscellaneous Team Records | 43 |
| Single Game Highs | 44 |
| Records by Class | 45 |
| Year-by-Year Leaders | 46 |
| Tech's Top Ten | 48 |

| | |
|--------------------------------|----|
| 1,000 Point Club | 50 |
| All-Time Best in the Cassell | 53 |
| Year-by-Year Results | 54 |
| All-Time Series Records | 58 |
| Year-by-Year vs. All Opponents | 59 |
| Letterwinners | 63 |
| Tech Hall of Fame Members | 63 |
| Honor Roll | 64 |

THE UNIVERSITY

| | |
|----------------------------------|----|
| President Charles Steger | 66 |
| Principles of Community | 66 |
| Director of Athletics Jim Weaver | 67 |
| Athletics Management Staff | 68 |
| Athletics Communications Staff | 69 |
| Athletics Communications Staff | 69 |
| Athletics Department Directory | 69 |
| Hardwood Club | 78 |

STUDENT-ATHLETE SUPPORT

| | |
|---|----|
| Student-Athlete Academic Support Services | 72 |
| Athletics Office of Student Life | 73 |
| Athletic Performance | 74 |
| Sports Medicine | 76 |
| Women's Basketball Alumnae | 77 |
| Athletics Communications Staff | 69 |
| Keeping Up With the Hokies | 79 |

HAHN HURST BASKETBALL PRACTICE CENTER

Virginia Tech is able to claim perhaps the finest practice facility in major college basketball. The Hahn Hurst Basketball Practice Center affords the Hokies every imaginable convenience needed to build an elite college basketball program.

Since moving into the center in August 2009, this \$21 million facility has given the Hokies the "Wow!" factor so needed to compete at the highest level. The 49,000 foot building, which ties together modern, state-of-the-art amenities with the architectural integrity of the beautiful Virginia Tech campus, is a shining beacon to the commitment the university has made to basketball.

From the moment you walk through the front doors, you are engulfed with the magnitude of this beautiful facility. The two-story front lobby is a testament to the history and future promise of the Virginia Tech basketball program. From the large graphics to the various memorabilia, this area is awash with images of the greatest players in Hokie history.

The main feature of the building is the two-

court, 16,609-square-foot practice gym. Spacious and convenient, the gym is equipped with a soft-wall that can be lowered to divide the courts to allow both the women's and men's team to practice at the same time. The courts are exact replicas of the main court in Cassell Coliseum, allowing the team to practice on the same surface on which it will play.

The office suites on the second floor features large offices for the assistants, a conference room and a huge office for the head coach. A view of the practice courts is available from the head coach's office, the large reception area and the connecting balcony.

Behind a secured entrance, the facility offers every imaginable feature needed to build a program. The spacious weight room has the full range of free weights, machines, treadmills, ellipticals and other equipment – all with a panoramic view of the practice courts.

Adjacent to the weight room is the modern, fully-equipped training room. This area features

two examination rooms, a taping area and hot and cold immersion tubs. A state-of-the-art Alter G rehab machine also inhabits this area. The sports medicine staff can handle all aspects of treatment and rehabilitation of injuries from this room.

Across the hall is the equipment room, completely stocked with the finest gear offered by Nike. This area also opens out into the parking lot, where the team begins its travel just steps from the locker room.

Speaking of the locker room, the Hokies boast the finest around. The fully-appointed lounge area is outfitted with a sound system, 62" flat screen television, refrigerator and computer workstations. The complex also features a classroom with video and dry-erase boards, perfect for various forms of instructions and team meetings. The locker room itself is spacious, with video screens and large individual lockers with extra storage space.

Immediately behind the practice gym is a large patio area. This area is used for social events and tailgating functions.







The Hokies settled into their \$21 million, 49,000 square-foot practice facility in August, 2009. The building boasts two practice gyms, a 3,000 square-foot basketball weight room, training rooms, lounges, coaches offices, film rooms and locker rooms.



TECH'S ATHLETIC COMPLEX

ONE OF THE NATION'S BEST







CASSELL COLISEUM






"Cassell Coliseum is one of the toughest places for a visiting team to play in the country. Hokie basketball fans have shown true support throughout the team's existence."

- Head Coach,
Dennis Wolff



TECH'S HOME COURT ADVANTAGE



2

KERRY SARVER

G • 5-5 • Sr. • 1L

Leesburg, Va. • Loudoun County

AT-A-GLANCE

PERSONAL

FULL NAME

Kerry Elizabeth Sarver

BIRTHDAY

February 26, 1991

MAJOR

Communications

CAREER HIGHS

POINTS

N/A

REBOUNDS1 (3x) last at Wake Forest -
2/26/12**ASSISTS**

1 (2x) last vs. Virginia - 2/19/12

BLOCKS

N/A

STEALS

N/A

FIELD GOALS

N/A

FIELD GOAL ATT.

4 at Wake Forest - 2/26/12

3-POINT FIELD GOALS

N/A

3-POINT FIELD GOAL ATT.

2 at Wake Forest - 2/26/12

FREE THROWS

N/A

FREE THROW ATT.

1 vs. Duke - 1/15/12

MINUTES PLAYED

5 at Wake Forest - 2/26/12

JUNIOR (2011-12)

Appeared in 11 games ... Recorded first collegiate rebound against NC Central ... Tallied first assist at Florida Gulf Coast.

PRIOR TO VIRGINIA TECH

Set a school season and career record at Loudoun County High School in assists with 184 and 399, respectively ... Played for coach Kevin Reed and helped the team to a Virginia State AA Div. 4 Championship in 2009 ... In 2006, the team was state semi-finalists ... two-time regional champions (2006, 2009) ... Two time district champions (2006, 2008) ... Also competed in tennis and volleyball.

PERSONAL

Kerry Elizabeth Sarver ... Born 2/26/91 in Falls Church, Va. ... Daughter of Dave and Jane Sarver ... Has two sisters, Amy and Allison ... Enrolled in communications.



SARVER'S CAREER TOTALS • OVERALL

| Year | GP | GS | Min | Avg | FG | FGA | Pct | 3pt FGs | | | FT | FTA | Pct | Rebounds | | | PF | FO | A | TO | Blk | Stl | Pts | Avg | |
|---------|----|----|-----|-----|----|-----|------|---------|-----|------|----|-----|------|----------|-----|-----|-----|----|---|----|-----|-----|-----|-----|-----|
| | | | | | | | | FG | FGA | Pct | | | | Off | Def | Tot | | | | | | | | | Avg |
| 2011-12 | 11 | 0 | 23 | 2.1 | 0 | 10 | .000 | 0 | 5 | .000 | 0 | 1 | .000 | 0 | 3 | 3 | 0.3 | 1 | 0 | 2 | 4 | 0 | 0 | 0 | 0.0 |
| TOTAL | 11 | 0 | 23 | 2.1 | 0 | 10 | .000 | 0 | 5 | .000 | 0 | 1 | .000 | 0 | 3 | 3 | 0.3 | 1 | 0 | 2 | 4 | 0 | 0 | 0 | 0.0 |


SARVER'S CAREER TOTALS • ACC ONLY

| Year | GP | GS | Min | Avg | FG | FGA | Pct | 3pt FGs | | | FT | FTA | Pct | Rebounds | | | PF | FO | A | TO | Blk | Stl | Pts | Avg | |
|---------|----|----|-----|-----|----|-----|------|---------|-----|------|----|-----|------|----------|-----|-----|-----|----|---|----|-----|-----|-----|-----|-----|
| | | | | | | | | FG | FGA | Pct | | | | Off | Def | Tot | | | | | | | | | Avg |
| 2011-12 | 8 | 0 | 20 | 2.5 | 0 | 9 | .000 | 0 | 4 | .000 | 0 | 1 | .000 | 0 | 2 | 2 | 0.3 | 1 | 0 | 1 | 3 | 0 | 0 | 0 | 0.0 |
| TOTAL | 8 | 0 | 20 | 2.5 | 0 | 9 | .000 | 0 | 4 | .000 | 0 | 1 | .000 | 0 | 2 | 2 | 0.3 | 1 | 0 | 1 | 3 | 0 | 0 | 0 | 0.0 |

3

AERIEL WILSON

G • 5-8 • Sr. • 3L
Cocoa, Fla. • Rockledge



AT-A-GLANCE

PERSONAL

FULL NAME

Ariel Monae' Wilson

BIRTHDAY

April 26, 1991

MAJOR

Human Development

CAREER HIGHS

POINTS

24 at Clemson - 1/2/12

REBOUNDS

6 (3x) last vs. Virginia - 2/19/12

ASSISTS

8 vs. Alcorn State - 12/29/10

BLOCKS

1 (3x) last at Duke - 2/15/12

STEALS

5 (2x) last at Wake Forest - 1/13/11

FIELD GOALS

9 vs. Boston College - 2/13/12

FIELD GOAL ATT.

27 at Duke - 2/15/12

3-POINT FIELD GOALS

4 vs. Clemson - 2/3/12

3-POINT FIELD GOAL ATT.

15 vs. Clemson - 2/3/12

FREE THROWS

8 at Clemson - 1/2/12

FREE THROW ATT.

12 at Clemson - 1/2/12

MINUTES PLAYED

45 vs. Clemson - 2/3/12

... Had 20 points, three rebounds and four assists against Wake Forest in the ACC Tournament.

SOPHOMORE (2010-11)

Played in all 30 games with five starts ... Tossed in 11 points and tied a career-high with four assists against No. 20 Iowa in the Caribbean Challenge ... Set another career-high with 14 points at Minnesota in the ACC/Big Ten Challenge ... Tied a career-high five steals against Radford ... Had a career-high eight assists versus Alcorn State in the Hilton Garden Hokie Classic ... Had nine points and tied a career high with five steals in first collegiate start at Wake Forest ... Tied a career high with two treys against Wake Forest ... Scored eight points with five rebounds and three steals versus NC State.

FRESHMAN (2009-10)

Played in 25 games ... Scored six points with three rebounds and two assists in collegiate debut against Longwood ... Had a then career-high nine points against NC Central ... Tossed in eight points, including a trey, at No. 25 Georgia Tech ... Handed out a career-high four assists against George Mason ... Scored five points versus Boston College in the ACC Tournament.

JUNIOR (2011-12)

Appeared in all 30 games with 29 starts and averaged a team-high 35.6 minutes per game ... Second on the team in scoring with 12.1 points per game ... Hit double-digits 18 games, including four games with 20 or more points ... Scored double-digit points in 10 of the Hokies final 11 games of the season, including three games of 20 or more points ... Second in assists with 87 ... Tallied 18 points along with four rebounds and four assists at Iowa in the Big Ten/ACC Challenge ... Scored a career-high 24 points at Clemson ... Had 15 points at No. 11 Miami ... Tallied 15 points and three steals in the Hokies win against No. 8 Maryland ... Notched 16 points and three assists at Florida State ... Scored 22 points against Boston College ... Followed that up with 19 points, three rebounds, two assists, two steals and a block at No. 5 Duke ... Had 13 points, six rebounds and two steals versus Virginia ... Scored 21 points and recorded three steals against No. 17 Georgia Tech

PRIOR TO VIRGINIA TECH

Named the Florida 4A Player of the Year after leading the state in scoring for all divisions, averaging 31.2 points per game for coach James Brown at Rockledge High School ... A finalist for 2009 Florida's Miss Basketball ... Scored 2,209 career points ... Was second in the state in scoring her junior season ... As a junior, scored 33 points with nine steals, six rebounds and five assists in the semifinals of the Florida State Tournament.

PERSONAL

Aerial Monae' Wilson ... Born 4/26/91 in Cocoa, Florida ... Right-handed ... Daughter of Latice Wilson ... Has one sister, KK and one brother, Zay ... Enrolled in human development.

WILSON'S CAREER TOTALS • OVERALL

| Year | GP | GS | Min | Avg | FG | FGA | Pct | 3pt FGs | | | FT | FTA | Pct | Off | Rebounds | | | | PF | FO | A | TO | Blk | Stl | Pts | Avg |
|---------|----|----|------|------|-----|-----|------|---------|-----|------|----|-----|------|-----|----------|-----|-----|-----|----|-----|-----|----|-----|-----|------|-----|
| | | | | | | | | FG | FGA | Pct | | | | | Def | Tot | Avg | | | | | | | | | |
| 2009-10 | 25 | 0 | 256 | 10.2 | 21 | 70 | .300 | 4 | 18 | .222 | 17 | 26 | .654 | 8 | 9 | 17 | 0.7 | 27 | 0 | 15 | 33 | 0 | 6 | 63 | 2.5 | |
| 2010-11 | 30 | 5 | 567 | 18.9 | 54 | 169 | .320 | 11 | 46 | .239 | 27 | 50 | .540 | 14 | 33 | 47 | 1.6 | 39 | 0 | 52 | 60 | 0 | 31 | 146 | 4.9 | |
| 2011-12 | 30 | 29 | 1068 | 35.6 | 139 | 408 | .341 | 35 | 127 | .276 | 49 | 85 | .576 | 16 | 56 | 72 | 2.4 | 83 | 1 | 87 | 91 | 3 | 41 | 362 | 12.1 | |
| TOTAL | 85 | 34 | 1891 | 22.2 | 214 | 647 | .331 | 50 | 191 | .262 | 93 | 161 | .578 | 38 | 98 | 136 | 1.6 | 149 | 1 | 154 | 184 | 3 | 78 | 571 | 6.7 | |

WILSON'S CAREER TOTALS • ACC ONLY

| Year | GP | GS | Min | Avg | FG | FGA | Pct | 3pt FGs | | | FT | FTA | Pct | Off | Rebounds | | | | PF | FO | A | TO | Blk | Stl | Pts | Avg |
|---------|----|----|-----|------|-----|-----|------|---------|-----|------|----|-----|------|-----|----------|-----|-----|----|----|----|----|----|-----|-----|------|-----|
| | | | | | | | | FG | FGA | Pct | | | | | Def | Tot | Avg | | | | | | | | | |
| 2009-10 | 11 | 0 | 104 | 9.5 | 7 | 24 | .292 | 1 | 4 | .250 | 4 | 6 | .667 | 2 | 3 | 5 | 0.5 | 9 | 0 | 3 | 14 | 0 | 0 | 19 | 1.7 | |
| 2010-11 | 14 | 4 | 270 | 19.3 | 22 | 73 | .301 | 5 | 25 | .200 | 2 | 8 | .250 | 9 | 14 | 23 | 1.6 | 18 | 0 | 16 | 26 | 0 | 15 | 51 | 3.6 | |
| 2011-12 | 16 | 16 | 566 | 35.4 | 80 | 244 | .328 | 23 | 83 | .277 | 25 | 45 | .556 | 8 | 24 | 32 | 2.0 | 47 | 1 | 34 | 38 | 2 | 25 | 208 | 13.0 | |
| TOTAL | 41 | 20 | 940 | 22.9 | 109 | 341 | .320 | 29 | 112 | .259 | 31 | 59 | .525 | 19 | 41 | 60 | 1.5 | 74 | 1 | 53 | 78 | 2 | 40 | 278 | 6.8 | |

12

RACHEL NICHOLS

G • 5-10 • Sr. • 1L
 Richmond, Va. • Mills E. Godwin

AT-A-GLANCE

PERSONAL

FULL NAME

Rachel Juliet Nichols

BIRTHDAY

April 28, 1991

MAJOR

Mechanical Engineering

CAREER HIGHS

POINTS

2 vs. NC Central - 12/11/11

REBOUNDS

1 (3x) last at Florida State - 2/5/12

ASSISTS

N/A

BLOCKS

N/A

STEALS

N/A

FIELD GOALS

1 vs. NC Central - 12/11/11

FIELD GOAL ATT.

1 (3x) last at Wake Forest - 2/26/12

3-POINT FIELD GOALS

N/A

3-POINT FIELD GOAL ATT.

1 at Wake Forest - 2/26/12

FREE THROWS

N/A

FREE THROW ATT.

N/A

MINUTES PLAYED

3 at Miami - 1/23/12

JUNIOR (2011-12)

Appeared in 10 games for the Hokies ... Scored her first collegiate points against NC Central ... Had first collegiate rebound against No. 7 Duke.

PRIOR TO VIRGINIA TECH

Played at Mills E. Godwin High School under coaches, Louise Foley and Mark Seidenberg ... Helped team to back-to-back district titles in 2008 and 2009 ... Had a record of 51-6 during career ... Recorded 192 rebounds during senior season ... Also competed in field hockey and lacrosse.

PERSONAL

Rachel Juliet Nichols ... Born 4/28/91 in Richmond, Va. ... Daughter of Jim and Monica Nichols ... Has two sisters, Heather and Mackenzie ... Enrolled in mechanical engineering with a minor in biology.



NICHOLS' CAREER TOTALS • OVERALL

| Year | GP | GS | Min | Avg | FG | FGA | Pct | 3pt FGs | | | FT | FTA | Pct | Rebounds | | | PF | FO | A | TO | Blk | Stl | Pts | Avg | |
|---------|----|----|-----|-----|----|-----|------|---------|-----|------|----|-----|------|----------|-----|-----|-----|----|---|----|-----|-----|-----|-----|-----|
| | | | | | | | | FG | FGA | Pct | | | | Off | Def | Tot | | | | | | | | | Avg |
| 2011-12 | 10 | 0 | 17 | 1.7 | 1 | 3 | .333 | 0 | 1 | .000 | 0 | 0 | .000 | 1 | 2 | 3 | 0.3 | 1 | 0 | 0 | 1 | 0 | 0 | 2 | 0.2 |
| TOTAL | 10 | 0 | 17 | 1.7 | 1 | 3 | .333 | 0 | 1 | .000 | 0 | 0 | .000 | 1 | 2 | 3 | 0.3 | 1 | 0 | 0 | 1 | 0 | 0 | 2 | 0.2 |

NICHOLS' CAREER TOTALS • ACC ONLY

| Year | GP | GS | Min | Avg | FG | FGA | Pct | 3pt FGs | | | FT | FTA | Pct | Rebounds | | | PF | FO | A | TO | Blk | Stl | Pts | Avg | |
|---------|----|----|-----|-----|----|-----|------|---------|-----|------|----|-----|------|----------|-----|-----|-----|----|---|----|-----|-----|-----|-----|-----|
| | | | | | | | | FG | FGA | Pct | | | | Off | Def | Tot | | | | | | | | | Avg |
| 2011-12 | 9 | 0 | 15 | 1.7 | 0 | 2 | .000 | 0 | 1 | .000 | 0 | 0 | .000 | 1 | 2 | 3 | 0.3 | 1 | 0 | 0 | 1 | 0 | 0 | 0 | 0.0 |
| TOTAL | 9 | 0 | 15 | 1.7 | 0 | 2 | .000 | 0 | 1 | .000 | 0 | 0 | .000 | 1 | 2 | 3 | 0.3 | 1 | 0 | 0 | 1 | 0 | 0 | 0 | 0.0 |

13

ALYSSA FENYN

G • 6-0 • Sr. • 3L
Newark, N.Y. • Newark



AT-A-GLANCE

PERSONAL

FULL NAME

Alyssa Fenyn

BIRTHDAY

February 23, 1991

MAJOR

Business Marketing

CAREER HIGHS

POINTS

17 (3x) last vs. Virginia - 2/27/11

REBOUNDS

11 at George Washington - 11/19/11

ASSISTS

8 vs. Wofford - 11/14/10

BLOCKS

2 (2x) last at Penn State - 12/6/11

STEALS

6 vs. NC Central - 12/11/11

FIELD GOALS

6 (6x) last vs. Cincinnati - 12/28/11

FIELD GOAL ATT.

15 at UCF - 12/18/11

3-POINT FIELD GOALS

3 (2x) last vs. NC Central - 12/11/11

3-POINT FIELD GOAL ATT.

8 (2x) last vs. NC Central - 12/11/11

FREE THROWS

7 at George Washington - 11/19/11

FREE THROW ATT.

10 (2x) last at George Washington - 11/19/11

MINUTES PLAYED

44 vs. Charlotte - 11/16/11

JUNIOR (2011-12)

Started all 30 games for the Hokies ... Led Tech in assists with 88 and in steals with 49 ... Was second in rebounding, averaging 4.7 per game ... Ranked sixth in the ACC in Assist/Turnover ratio in league games ... Was third on the team in scoring with 7.8 points per game ... Scored 10 or more points 11 times during the season ... Had a season-best 15 points at Old Dominion ... Recorded her second career double-double with 11 points and 11 rebounds while grabbing three steals at George Washington, setting a career-high in rebounds ... Credited with 15 points, eight rebounds, three assists and a career-high six steals versus NC Central ... Tallied 11 points, three assists and two steals versus No. 7 Duke ... Recorded seven points, seven rebounds, four assists and three steals in Tech's win at No. 8 Maryland ... Notched 13 points, five assists and three steals versus No. 17 Georgia Tech ... Had seven points and five assists in the ACC Tournament against Wake Forest.

SOPHOMORE (2010-11)

Saw action in all 30 games with 26 starts ... Scored 10 points and set career highs of eight assists and five steals versus Wofford ... Scored 12 points with seven rebounds at Minnesota in ACC/Big Ten Challenge ... Scored 15 points against Robert Morris including a career-high two treys ... Had first career double-double with 10 points and a career-high 10 rebounds at William & Mary ... Pulled down eight rebounds against Radford ... Scored 14 points, all in the second half, against Vanderbilt in the Hilton Garden Hokie Classic Championship game ... Scored nine points versus No. 3 Duke ... Led team with 12 points at Virginia ... Had a career-high 17 points versus No. 25 Georgia Tech ... Tossed in 11 points at No. 15/14 North Carolina ... Tied career high with 17 points against Wake Forest ... ied career high again with 17 points against Virginia.

FRESHMAN (2009-10)

Played in 30 games with 22 starts ... Named to the St. John's-Chartwells All-tournament team ... Third on the team in scoring and fourth in rebounds ... Impressive collegiate debut with 15 points, six

rebounds and two steals against Longwood ... Set a then career high with nine rebounds versus UAB ... Credited with a then career-high five assists versus No. 10 North Carolina ... ACC Women's Basketball All-Academic team ... ACC Academic Honor Roll.

PRIOR TO VIRGINIA TECH

Ranked as the No. 103 prospect nationally by Blue Star Basketball ... A three-time All-State first-team performer for coach Diane Kirnie at Newark High School where she led her team to the 2009 New York State Championship ... Named state tournament Most Valuable Player after scoring 29 points with 10 rebounds and four steals in the title game ... Also named Region MVP ... A varsity starter since the eighth grade and holds the school record with 2,499 career points ... Surpassed the 1,000-point mark during her sophomore season ... Two-time Street and Smith's Sporting News Honorable Mention All-American ... 2008-09 McDonald's All-American nominee ... Versatile athlete who holds the school's women's soccer record for points, goals and assists.

PERSONAL

Alyssa Fenyn ... Born 2/23/91 in Canandaigua, N.Y. ... Right-handed ... Daughter of Ed and Mary Ann Fenyn ... Has one brother, Adrian and one sister, Ashley ... Earned two letters in high school lacrosse ... Enrolled in business marketing.

FENYN'S CAREER TOTALS • OVERALL

| Year | GP | GS | Min | Avg | FG | FGA | Pct | 3pt FGs | | | FT | FTA | Pct | Off | Def | Rebounds | | | PF | FO | A | TO | Blk | Stl | Pts | Avg |
|---------|----|----|------|------|-----|-----|------|---------|-----|------|-----|-----|------|-----|-----|----------|-----|-----|----|-----|-----|----|-----|-----|-----|-----|
| | | | | | | | | FG | FGA | Pct | | | | | | Tot | Avg | | | | | | | | | |
| 2009-10 | 30 | 22 | 734 | 24.5 | 90 | 226 | .398 | 1 | 15 | .067 | 44 | 79 | .557 | 51 | 78 | 129 | 4.3 | 51 | 0 | 48 | 51 | 5 | 29 | 225 | 7.5 | |
| 2010-11 | 30 | 26 | 842 | 28.1 | 104 | 244 | .426 | 20 | 66 | .303 | 53 | 73 | .726 | 33 | 76 | 109 | 3.6 | 35 | 0 | 67 | 74 | 4 | 35 | 281 | 9.4 | |
| 2011-12 | 30 | 30 | 1062 | 35.4 | 84 | 247 | .340 | 30 | 104 | .288 | 35 | 56 | .625 | 52 | 88 | 140 | 4.7 | 46 | 1 | 88 | 65 | 7 | 49 | 233 | 7.8 | |
| TOTAL | 90 | 78 | 2638 | 29.3 | 278 | 717 | .388 | 51 | 185 | .276 | 132 | 208 | .635 | 136 | 242 | 378 | 4.2 | 132 | 1 | 203 | 190 | 16 | 113 | 739 | 8.2 | |

FENYN'S CAREER TOTALS • ACC ONLY

| Year | GP | GS | Min | Avg | FG | FGA | Pct | 3pt FGs | | | FT | FTA | Pct | Off | Def | Rebounds | | | PF | FO | A | TO | Blk | Stl | Pts | Avg |
|---------|----|----|------|------|-----|-----|------|---------|-----|------|----|-----|------|-----|-----|----------|-----|----|----|-----|-----|----|-----|-----|------|-----|
| | | | | | | | | FG | FGA | Pct | | | | | | Tot | Avg | | | | | | | | | |
| 2009-10 | 14 | 8 | 324 | 23.1 | 30 | 92 | .326 | 0 | 7 | .000 | 18 | 29 | .621 | 16 | 26 | 42 | 3.0 | 25 | 0 | 26 | 25 | 4 | 14 | 78 | 5.6 | |
| 2010-11 | 14 | 13 | 408 | 29.1 | 47 | 113 | .416 | 13 | 38 | .342 | 33 | 39 | .846 | 10 | 31 | 41 | 2.9 | 17 | 0 | 31 | 40 | 2 | 11 | 140 | 10.0 | |
| 2011-12 | 16 | 16 | 549 | 34.3 | 36 | 118 | .305 | 12 | 50 | .240 | 19 | 29 | .655 | 26 | 41 | 67 | 4.2 | 24 | 0 | 52 | 35 | 2 | 24 | 103 | 6.4 | |
| TOTAL | 44 | 37 | 1281 | 29.1 | 113 | 323 | .350 | 25 | 95 | .263 | 70 | 97 | .722 | 52 | 98 | 150 | 3.4 | 66 | 0 | 109 | 100 | 8 | 49 | 321 | 7.3 | |

20

NIA EVANS

F • 6-0 • Jr. • 2L
Decatur, Ga. • Redan



AT-A-GLANCE

PERSONAL

FULL NAME

Nia T. Evans

BIRTHDAY

January 3, 1992

MAJOR

Human Development

CAREER HIGHS

POINTS

16 vs. Radford - 12/21/10

REBOUNDS

12 vs. Radford - 12/21/10

ASSISTS

3 at Old Dominion - 11/11/11

BLOCKS

3 (3x) last at Old Dominion - 11/11/11

STEALS

3 (3x) last vs. Wake Forest - 3/1/12

FIELD GOALS

7 vs. Radford - 12/21/10

FIELD GOAL ATT.

13 vs. Radford - 12/21/10

3-POINT FIELD GOALS

N/A

3-POINT FIELD GOAL ATT.

N/A

FREE THROWS

5 at William & Mary - 12/18/10

FREE THROW ATT.

10 at William & Mary - 12/18/10

MINUTES PLAYED

29 vs. Presbyterian - 11/12/10

SOPHOMORE (2011-12)

Appeared in 14 games with two starts ... Saw limited action while battling an injury much of the season ... Came off the bench to score a season-high 12 points against Wake Forest in the ACC Tournament ... Also had three steals against the Demon Deacons ... Pulled down six rebounds against Cincinnati while scoring four points and picking up two blocks and two steals ... Had a team season-high three blocks at Old Dominion.

FRESHMAN (2010-11)

Played in 30 games with 12 starts ... Scored a game-high 14 points in collegiate debut versus Presbyterian ... Had seven points, six rebounds, two steals and a block versus Elon ... Tallied 11 points with seven rebounds and two steals versus Winthrop ... Pulled down eight rebounds at William & Mary ... Recorded first career double-double with career highs of 16 points and 12 rebounds against Radford ... Credited with three blocks at Charlotte ... Scored 10 points and tied career high with three blocks against Longwood.

PRIOR TO VIRGINIA TECH

A McDonald's All-America nominee ... Rated as the No. 97 prospect nationally and No. 19 among forwards following her junior season ... She averaged 13.3 points, 9.8 rebounds, 1.9 steals and 1.9 blocks as a senior at Redan High School, where she led her team to a 58-1 record combined record her junior and senior seasons ... Helped Redan to the 2009 5A State Championship ... Played in both the Georgia North-South All-star and Georgia-Florida All-star games ... Scored over 1,100 points and pulled down over 750 rebounds in her career ... Selected to the 2010 Jackie Bradford All-Metro team ... Was the Crescent Bank Invitational MVP ... A first-team All-Region and a second-team All-State selection as a junior.

PERSONAL

Nia T. Evans ... Born 1/3/92 in Wilmington, N.C. ... Right-handed ... Daughter of Warren and Treba Evans ... Enrolled in human development.

EVAN'S CAREER TOTALS • OVERALL

| Year | GP | GS | Min | Avg | FG | FGA | Pct | 3pt FGs | | | FT | FTA | Pct | Off | Rebounds | | | PF | FO | A | TO | Blk | Stl | Pts | Avg |
|---------|----|----|-----|------|----|-----|------|---------|-----|------|----|-----|------|-----|----------|-----|-----|-----|----|----|----|-----|-----|-----|-----|
| | | | | | | | | FG | FGA | Pct | | | | | Def | Tot | Avg | | | | | | | | |
| 2010-11 | 30 | 12 | 465 | 15.5 | 58 | 122 | .475 | 0 | 0 | .000 | 25 | 40 | .625 | 50 | 45 | 95 | 3.2 | 82 | 3 | 12 | 47 | 18 | 21 | 141 | 4.7 |
| 2011-12 | 14 | 2 | 215 | 15.4 | 20 | 48 | .417 | 0 | 0 | .000 | 11 | 17 | .647 | 14 | 16 | 30 | 2.1 | 30 | 1 | 5 | 21 | 11 | 10 | 51 | 3.6 |
| TOTAL | 44 | 14 | 680 | 15.5 | 78 | 170 | .459 | 0 | 0 | .000 | 36 | 57 | .632 | 64 | 61 | 125 | 2.8 | 112 | 4 | 17 | 68 | 29 | 31 | 192 | 4.4 |

EVAN'S CAREER TOTALS • ACC ONLY

| Year | GP | GS | Min | Avg | FG | FGA | Pct | 3pt FGs | | | FT | FTA | Pct | Off | Rebounds | | | PF | FO | A | TO | Blk | Stl | Pts | Avg |
|---------|----|----|-----|------|----|-----|------|---------|-----|------|----|-----|------|-----|----------|-----|-----|----|----|---|----|-----|-----|-----|-----|
| | | | | | | | | FG | FGA | Pct | | | | | Def | Tot | Avg | | | | | | | | |
| 2010-11 | 14 | 3 | 180 | 12.9 | 14 | 37 | .378 | 0 | 0 | .000 | 9 | 10 | .900 | 15 | 16 | 31 | 2.2 | 36 | 1 | 5 | 24 | 3 | 6 | 37 | 2.6 |
| 2011-12 | 3 | 0 | 40 | 13.3 | 4 | 8 | .500 | 0 | 0 | .000 | 0 | 0 | .000 | 1 | 4 | 5 | 1.7 | 7 | 0 | 0 | 5 | 2 | 2 | 8 | 2.7 |
| TOTAL | 17 | 3 | 220 | 12.9 | 18 | 45 | .400 | 0 | 0 | .000 | 9 | 10 | .900 | 16 | 20 | 36 | 2.1 | 43 | 1 | 5 | 29 | 5 | 8 | 45 | 2.6 |

22

PORSCHIA HADLEY

F/C • 6-3 • r-Jr. • 2L
Montezuma, Ga. • Macon County



AT-A-GLANCE

PERSONAL

FULL NAME

Porschia Jemeese Hadley

BIRTHDAY

March 2, 1991

MAJOR

Psychology

CAREER HIGHS

POINTS

18 at Florida State - 2/5/12

REBOUNDS

10 vs. N.C. Central - 12/6/09

ASSISTS

3 (2x) last vs. Georgia Tech - 2/23/12

BLOCKS

4 vs. North Carolina - 1/14/10

STEALS

3 vs. Clemson - 2/3/12

FIELD GOALS

9 at Florida State - 2/5/12

FIELD GOAL ATT.

9 at Florida State - 2/5/12

3-POINT FIELD GOALS

N/A

3-POINT FIELD GOAL ATT.

1 at Wake Forest - 2/26/12

FREE THROWS

5 vs. VCU - 11/21/10

FREE THROW ATT.

7 vs. VCU - 11/21/10

MINUTES PLAYED

43 vs. Clemson - 2/3/12

R-SOPHOMORE (2011-12)

Played in 30 games, starting in 26 ... Recorded 10 points at George Washington ... Added eight points while tallying two steals at Clemson ... Had six points, six rebounds, a steal and a block at Virginia ... Credited with eight points, six rebounds and a steal against No. 24 North Carolina ... Scored 14 points and pulled down six rebounds in the Hokies win at No. 7 Maryland ... Tossed in 10 points, pulled down six rebounds and grabbed three steals versus Clemson ... Had a career-high 18 points at Florida State ... Tallied 11 points versus No. 19 Georgia Tech.

SOPHOMORE (2010-11)

Suffered an ACL tear in her right knee during Dec. 9 practice and missed the remainder of the season ... Pulled down four rebounds in season-opening win versus Presbyterian ... Had four points and five rebounds against Wofford ... Scored four points with three rebounds, two blocks and a steal versus Elon ... Had nine points, six rebounds and two blocks against VCU ... Scored nine points with seven rebounds and two blocks versus Florida Gulf Coast in the Caribbean Challenge ... Pulled down eight rebounds against No. 20 Iowa in the Caribbean Challenge.

FRESHMAN (2009-10)

Played in 28 games ... Scored a career-high 15 points at No. 10 Florida State ... Credited with a career-high 10 rebounds and tallied 15 points versus North Carolina Central ... Collected four blocks against No. 10 North Carolina ... Had first collegiate double-double versus North Carolina Central.

PRIOR TO VIRGINIA TECH

Averaged 17 points and 14 rebounds during her senior season for coach Charlotte Nicholson at Macon County High School ... Rated as the No. 52 prospect nationally by Blue Star Basketball ... A four-time Georgia AA All-State first-team selection ... A Street & Smith's Sporting News Honorable Mention All-American ... Four-time Atlanta Journal-Constitution All-State selection ... Pulled down a record-setting 33 rebounds in one game during her junior season ... Played AAU for the Georgia Metros.

PERSONAL

Porschia Jemeese Hadley ... Born 3/2/91 in Marietta, Ga. ... Left-handed ... Daughter of Kathy Hadley ... Enrolled in psychology.

HADLEY'S CAREER TOTALS • OVERALL

| Year | GP | GS | Min | Avg | FG | FGA | Pct | 3pt FGs | | | FT | FTA | Pct | Off | Rebounds | | | | Blk | Stl | Pts | Avg | | | |
|---------|----|----|------|------|-----|-----|------|---------|-----|------|----|-----|------|-----|----------|-----|-----|-----|-----|-----|-----|-----|----|-----|-----|
| | | | | | | | | FG | FGA | Pct | | | | | Def | Tot | Avg | PF | | | | | FO | A | TO |
| 2009-10 | 28 | 0 | 350 | 12.5 | 52 | 105 | .495 | 0 | 0 | .000 | 19 | 31 | .613 | 28 | 53 | 81 | 2.9 | 35 | 0 | 4 | 25 | 15 | 3 | 123 | 4.4 |
| 2010-11 | 8 | 6 | 133 | 16.6 | 10 | 35 | .286 | 0 | 0 | .000 | 12 | 17 | .706 | 14 | 25 | 39 | 4.9 | 15 | 0 | 1 | 12 | 8 | 1 | 32 | 4.0 |
| 2011-12 | 30 | 26 | 763 | 25.4 | 71 | 189 | .376 | 0 | 1 | .000 | 27 | 40 | .675 | 48 | 69 | 117 | 3.9 | 81 | 3 | 10 | 31 | 15 | 21 | 169 | 5.6 |
| TOTAL | 66 | 32 | 1246 | 18.9 | 133 | 329 | .404 | 0 | 1 | .000 | 58 | 88 | .659 | 90 | 147 | 237 | 3.6 | 131 | 3 | 15 | 68 | 38 | 25 | 324 | 4.9 |

HADLEY'S CAREER TOTALS • ACC ONLY

| Year | GP | GS | Min | Avg | FG | FGA | Pct | 3pt FGs | | | FT | FTA | Pct | Off | Rebounds | | | | Blk | Stl | Pts | Avg | | | |
|---------|----|----|-----|------|----|-----|------|---------|-----|------|----|-----|------|-----|----------|-----|-----|----|-----|-----|-----|-----|----|-----|-----|
| | | | | | | | | FG | FGA | Pct | | | | | Def | Tot | Avg | PF | | | | | FO | A | TO |
| 2009-10 | 12 | 0 | 151 | 12.6 | 18 | 38 | .474 | 0 | 0 | .000 | 6 | 8 | .750 | 8 | 14 | 22 | 1.8 | 12 | 0 | 3 | 6 | 9 | 0 | 42 | 3.5 |
| 2011-12 | 16 | 16 | 481 | 30.1 | 47 | 118 | .398 | 0 | 1 | .000 | 16 | 23 | .696 | 30 | 31 | 61 | 3.8 | 47 | 2 | 7 | 22 | 8 | 13 | 110 | 6.9 |
| TOTAL | 28 | 16 | 632 | 22.6 | 65 | 156 | .417 | 0 | 1 | .000 | 22 | 31 | .710 | 38 | 45 | 83 | 3.0 | 59 | 2 | 10 | 28 | 17 | 13 | 152 | 5.4 |

23

LARRYQUA HALL

G • 5-10 • So. • 1L
Marietta, Ga. • Hillgrove



AT-A-GLANCE

PERSONAL

FULL NAME

Larryqua Monae Hall

BIRTHDAY

July 24, 1993

MAJOR

Psychology

CAREER HIGHS

POINTS

10 at Wake Forest - 2/26/12

REBOUNDS

11 vs. UMBC - 12/29/11

ASSISTS

3 (2x) last vs. Cincinnati -
12/28/11

BLOCKS

1 (5X) last vs. North Carolina -
1/19/12

STEALS

5 vs. N.C. Central - 12/11/11

FIELD GOALS

3 (3x) last at Wake Forest -
2/26/12

FIELD GOAL ATT.

7 (2x) last vs. North Carolina -
1/19/12

3-POINT FIELD GOALS

1 (5x) last vs. Florida State -
1/8/12

3-POINT FIELD GOAL ATT.

3 vs. N.C. Central - 12/11/11

FREE THROWS

4 at Wake Forest - 2/26/12

FREE THROW ATT.

5 at Wake Forest - 2/26/12

MINUTES PLAYED

30 at Iowa - 11/30/11

FRESHMAN (2011-12)

Appeared in 26 games with two starts as a freshman ... Credited with seven points, four rebounds and two steals against Minnesota ... Recorded eight rebounds, two points, three assists and three steals at Iowa in the Big Ten/ACC Challenge ... Set a career-high five steals against NC Central while adding eight points and pulling down seven rebounds ... Had a career-best 11 rebounds versus UMBC ... Notched four rebounds, four points a block and three steals versus North Carolina ... Had 10 points at Wake Forest to set a career-high.

PRIOR TO VIRGINIA TECH

Scored 1,442 career points at Hillgrove High School

for coach Sheryl Fowler, where she was a First team All-Region 7 AAAA selection as both a junior and senior ... Named 2010-11 Marietta Journal Player of the Year ... Had 1,035 career points after three years to become only the second player, and the first junior, in Hillgrove High history to reach the milestone ... Had 788 career rebounds with 392 steals, 117 assists and 79 blocks ... Led team to 2011 State Elite Eight and to the 2010 State Sweet Sixteen.

PERSONAL

Larryqua Monae Hall ... Born 7/24/93 in Marietta, Ga. ... right-handed ... Daughter of Tomeka Hall ... Enrolled in psychology.

HALL'S CAREER TOTALS • OVERALL

| Year | GP | GS | Min | Avg | FG | FGA | Pct | 3pt FGs | | | FT | FTA | Pct | Off | Rebounds | | | | PF | FO | A | TO | Blk | Stl | Pts | Avg |
|---------|----|----|-----|------|----|-----|------|---------|-----|------|----|-----|------|-----|----------|-----|-----|----|----|----|----|----|-----|-----|-----|-----|
| | | | | | | | | FG | FGA | Pct | | | | | Def | Tot | Avg | | | | | | | | | |
| 2011-12 | 26 | 2 | 390 | 15.0 | 26 | 80 | .325 | 5 | 21 | .238 | 14 | 28 | .500 | 44 | 33 | 77 | 3.0 | 45 | 1 | 11 | 30 | 5 | 32 | 71 | 2.7 | |
| TOTAL | 26 | 2 | 390 | 15.0 | 26 | 80 | .325 | 5 | 21 | .238 | 14 | 28 | .500 | 44 | 33 | 77 | 3.0 | 45 | 1 | 11 | 30 | 5 | 32 | 71 | 2.7 | |


HALL'S CAREER TOTALS • ACC ONLY

| Year | GP | GS | Min | Avg | FG | FGA | Pct | 3pt FGs | | | FT | FTA | Pct | Off | Rebounds | | | | PF | FO | A | TO | Blk | Stl | Pts | Avg |
|---------|----|----|-----|------|----|-----|------|---------|-----|------|----|-----|------|-----|----------|-----|-----|----|----|----|----|----|-----|-----|-----|-----|
| | | | | | | | | FG | FGA | Pct | | | | | Def | Tot | Avg | | | | | | | | | |
| 2011-12 | 16 | 0 | 213 | 13.3 | 12 | 42 | .286 | 2 | 12 | .167 | 10 | 18 | .556 | 20 | 14 | 34 | 2.1 | 30 | 1 | 3 | 18 | 3 | 17 | 36 | 2.3 | |
| TOTAL | 16 | 0 | 213 | 13.3 | 12 | 42 | .286 | 2 | 12 | .167 | 10 | 18 | .556 | 20 | 14 | 34 | 2.1 | 30 | 1 | 3 | 18 | 3 | 17 | 36 | 2.3 | |

31

MONET TELLIER

G • 5-11 • Jr. • 2L
Charlotte, N.C. • East Mecklenberg



AT-A-GLANCE

PERSONAL

FULL NAME

Monet Tellier

BIRTHDAY

November 27, 1992

MAJOR

Human Development

CAREER HIGHS

POINTS

31 (2x) last at Maryland - 1/26/12

REBOUNDS

10 (3x) last at Wake Forest - 1/13/11

ASSISTS

7 at George Washington - 11/19/11

BLOCKS

2 (3x) last vs. Wake Forest - 3/1/12

STEALS

4 (2x) last at St. Mary's - 11/26/11

FIELD GOALS

13 vs. William & Mary - 11/21/11

FIELD GOAL ATT.

24 (2x) last vs. N.C. State - 1/29/12

3-POINT FIELD GOALS

5 at Maryland - 1/26/12

3-POINT FIELD GOAL ATT.

13 vs. Clemson - 2/3/12

FREE THROWS

10 at Maryland - 1/26/12

FREE THROW ATT.

14 vs. UMBC - 12/29/11

MINUTES PLAYED

40 (2x) last at Virginia - 1/12/12

SOPHOMORE (2011-12)

Appeared in all 30 games with 28 starts ... Named ACC Player of the Week on Jan. 30, 2012 ... Earned All-Tournament honors at the SMC Concord Hilton Tournament hosted by St. Mary's ... Led team in scoring, averaging 13.7 per game and ranked 10th in the ACC ... Scored in double digits 21 times during the season, including 20 or more points three times and 30 or more twice ... Had 29 points, a career-high nine rebounds, four assists and three steals at Old Dominion ... Hit a career-high 31 points against William & Mary, shooting a career-best 13 field goals ... Followed that up with 23 points at St. Mary's ... Had 18 points at No. 11 Miami ... Tallied 18 points against Minnesota and 16 points at Iowa ... Recorded a career-high tying 31 points, five rebounds, three assists, two steals and a block in the Hokies' win at No. 8 Maryland while shooting 10-of-11 from the free throw line ... Tallied 13 points, nine rebounds and a block against Clemson ... Credited with 23 points, five rebounds, two blocks and a steal against Wake Forest in the ACC Tournament.

FRESHMAN (2010-11)

Played in all 30 games with 16 starts ... Named ACC Rookie of the Week on Dec. 20 ... Hilton Garden Hokie Classic Most Valuable Player ... Tallied six points with four rebounds, two steals and one block in collegiate debut against Presbyterian ... Had five points, three rebounds, three assists and two steals against Florida Gulf Coast in the Caribbean Challenge ... Scored six points with four rebounds, four assists and two steals against Robert Morris ... Had first collegiate double-double with 14 points and 10 rebounds at William & Mary ... Scored 17 points with a career-high four steals against Radford ... Tossed in 12 points versus Alcorn State in the Hilton Garden Hokie Classic ... Had a career-high 23 points against Vanderbilt in the Hilton Garden Hokie Classic Championship game ... Recorded second career double-double with 13 points and 10 rebounds at Charlotte ... Scored 11 points against No. 24/19 Florida State ... Had third career double-double

at Wake Forest with 11 points and 10 rebounds ... Pulled down seven rebounds against No. 3 Duke ... Tied a career high with 23 points, including 21 in the second half, versus NC State ... Scored 17 straight points in the second half against the Wolfpack ... Had nine points at No. 15/17 Maryland.

PRIOR TO VIRGINIA TECH

Rated as the No. 54 prospect nationally and No. 14 among shooting guards as a junior ... Four-time All-Southwestern Conference selection ... Two-time member of All-District 9 team ... NCBCA 2010 State Player of the Year ... Averaged 17.6 points, 10 rebounds and 4.4 steals last season for coach Bradyn Monismith at East Mecklenburg High School ... Led team to a 28-3 record ... East Mecklenburg's all-time career scoring, rebounding and steals leader ... Led team to two conference and two sectional titles in her career ... Was a member of the National Adidas Candace Parker team that traveled to Japan in Summer 2009.

PERSONAL

Monet Tellier ... Born 11/27/92 in Willimantic, Conn. ... Right-handed ... Daughter of Amy Tellier ... Enrolled in human development.

TELLIER'S CAREER TOTALS • OVERALL

| Year | GP | GS | Min | Avg | FG | FGA | Pct | 3pt FGs | | | FT | FTA | Pct | Off | Rebounds | | | | PF | FO | A | TO | Blk | Stl | Pts | Avg |
|---------|----|----|------|------|-----|-----|------|---------|-----|------|-----|-----|------|-----|----------|-----|-----|-----|----|-----|-----|----|-----|-----|------|-----|
| | | | | | | | | FG | FGA | Pct | | | | | Def | Tot | Avg | | | | | | | | | |
| 2010-11 | 30 | 16 | 759 | 25.3 | 88 | 231 | .381 | 13 | 41 | .317 | 51 | 84 | .607 | 40 | 84 | 124 | 4.1 | 40 | 0 | 52 | 102 | 7 | 41 | 240 | 8.0 | |
| 2011-12 | 30 | 28 | 1024 | 34.1 | 141 | 427 | .330 | 43 | 149 | .289 | 87 | 126 | .690 | 42 | 93 | 135 | 4.5 | 74 | 2 | 73 | 117 | 12 | 46 | 412 | 13.7 | |
| TOTAL | 60 | 44 | 1783 | 29.7 | 229 | 658 | .348 | 56 | 190 | .295 | 138 | 210 | .657 | 82 | 177 | 259 | 4.3 | 114 | 2 | 125 | 219 | 19 | 87 | 652 | 10.9 | |

TELLIER'S CAREER TOTALS • ACC ONLY

| Year | GP | GS | Min | Avg | FG | FGA | Pct | 3pt FGs | | | FT | FTA | Pct | Off | Rebounds | | | | PF | FO | A | TO | Blk | Stl | Pts | Avg |
|---------|----|----|-----|------|----|-----|------|---------|-----|------|----|-----|------|-----|----------|-----|-----|----|----|----|-----|----|-----|-----|------|-----|
| | | | | | | | | FG | FGA | Pct | | | | | Def | Tot | Avg | | | | | | | | | |
| 2010-11 | 14 | 7 | 354 | 25.3 | 30 | 104 | .288 | 4 | 19 | .211 | 27 | 50 | .540 | 23 | 35 | 58 | 4.1 | 18 | 0 | 18 | 46 | 0 | 17 | 91 | 6.5 | |
| 2011-12 | 16 | 15 | 557 | 34.8 | 69 | 236 | .292 | 24 | 106 | .226 | 42 | 58 | .724 | 23 | 45 | 68 | 4.3 | 35 | 1 | 36 | 58 | 5 | 23 | 204 | 12.8 | |
| TOTAL | 30 | 22 | 911 | 30.4 | 99 | 340 | .291 | 28 | 125 | .224 | 69 | 108 | .639 | 46 | 80 | 126 | 4.2 | 53 | 1 | 54 | 104 | 5 | 40 | 295 | 9.8 | |

33

KELSEY CONYERS

G • 5-9 • So. • 1L
 Chesterfield, Va. • Cosby



AT-A-GLANCE

PERSONAL

FULL NAME

Kelsey Rayner Conyers

BIRTHDAY

December 19, 1992

MAJOR

Human Nutrition, Food and Exercise

CAREER HIGHS

POINTS

5 vs. Minnesota - 11/26/11

REBOUNDS

4 (2x) last at Duke - 2/15/12

ASSISTS

2 vs. Clemson - 2/3/12

BLOCKS

1 at Wake Forest - 2/26/12

STEALS

4 at UCF - 12/18/11

FIELD GOALS

2 (2x) last at UCF - 12/18/11

FIELD GOAL ATT.

4 (3x) last at Miami - 1/23/12

3-POINT FIELD GOALS

1 (3x) last at Miami - 1/23/12

3-POINT FIELD GOAL ATT.

2 (4x) last at Miami - 1/23/12

FREE THROWS

2 vs. UMBC - 12/29/11

FREE THROW ATT.

4 vs. UMBC - 12/29/11

MINUTES PLAYED

24 (2x) last vs. Duke - 1/15/12

FRESHMAN (2011-12)

Appeared in 29 games with two starts ... Had a career-high five points against Minnesota ... Pulled down a season-best four rebounds two times versus UMBC and No. 5 Duke ... Had four points and four steals at UCF ... Played a season-high 24 minutes against No. 7 Duke.

PRIOR TO VIRGINIA TECH

Named first team All-District, second team All-Region and first team All-Metro in 2011 while playing at Cosby High School for coach Rachel

Mead ... Earned second team All-District in 2010 ... Helped team to regular season district and regional titles in 2009, 2010 and 2011 ... Also competed in volleyball and soccer.

PERSONAL

Kelsey Rayner Conyers ... Born 12/19/92 in Richmond, Va. ... Daughter of R.J. and Andrea Conyers ... Has one brother, Brent and a sister, Madi ... Enrolled in human nutrition, food and exercise.

CONYERS' CAREER TOTALS • OVERALL

| Year | GP | GS | Min | Avg | FG | FGA | Pct | 3pt FGs | | | FT | FTA | Pct | Rebounds | | | PF | FO | A | TO | Blk | Stl | Pts | Avg | |
|---------|----|----|-----|------|----|-----|------|---------|-----|------|----|-----|------|----------|-----|-----|-----|----|---|----|-----|-----|-----|-----|-----|
| | | | | | | | | FG | FGA | Pct | | | | Off | Def | Tot | | | | | | | | | Avg |
| 2011-12 | 29 | 2 | 319 | 11.0 | 7 | 37 | .189 | 3 | 18 | .167 | 4 | 15 | .267 | 15 | 17 | 32 | 1.1 | 28 | 0 | 12 | 21 | 1 | 14 | 21 | 0.7 |
| TOTAL | 29 | 2 | 319 | 11.0 | 7 | 37 | .189 | 3 | 18 | .167 | 4 | 15 | .267 | 15 | 17 | 32 | 1.1 | 28 | 0 | 12 | 21 | 1 | 14 | 21 | 0.7 |

CONYERS' CAREER TOTALS • ACC ONLY

| Year | GP | GS | Min | Avg | FG | FGA | Pct | 3pt FGs | | | FT | FTA | Pct | Rebounds | | | PF | FO | A | TO | Blk | Stl | Pts | Avg | |
|---------|----|----|-----|------|----|-----|------|---------|-----|------|----|-----|------|----------|-----|-----|-----|----|---|----|-----|-----|-----|-----|-----|
| | | | | | | | | FG | FGA | Pct | | | | Off | Def | Tot | | | | | | | | | Avg |
| 2011-12 | 15 | 1 | 166 | 11.1 | 2 | 18 | .111 | 1 | 9 | .111 | 1 | 4 | .250 | 7 | 10 | 17 | 1.1 | 15 | 0 | 5 | 12 | 1 | 5 | 6 | 0.4 |
| TOTAL | 15 | 1 | 166 | 11.1 | 2 | 18 | .111 | 1 | 9 | .111 | 1 | 4 | .250 | 7 | 10 | 17 | 1.1 | 15 | 0 | 5 | 12 | 1 | 5 | 6 | 0.4 |

10

LAUREN EVANS

G • 6-0 • Fr. • HS
Phoenix, Ariz. • Hamilton

AT-A-GLANCE

PERSONAL

FULL NAME

Lauren Ranee Evans

BIRTHDAY

December 2, 1993

MAJOR

Business Management

PRIOR TO VIRGINIA TECH

Listed as a four-star recruit by ESPN HoopGurlz and was ranked the No. 40 guard in the country ... Four-year varsity letterwinner at Hamilton High School ... Named the Player of the Year in 2012 ... Earned Defensive Player of the Year honors in 2010, 2011 and 2012 ... Played club ball for Cal Storm Team Taurasi where she competed at the 2010 and 2011 Nike Nationals ... Was invited to the Nike Skills Academy as a freshman, sophomore and junior.

PERSONAL

Lauren Ranee Evans ... Born 12/2/93 in Phoenix, Ariz. ... Daughter of Greg and Roxane Evans ... Has two brothers, Ryan and Zachary ... Brother Ryan plays basketball at Wisconsin, father and uncle David were wrestlers at Minnesota; cousin, Glenn Love played football at UCLA and cousin, Quinn Evans played football at Stanford ... Enrolled in business management.



14

UJU UGOKA

F • 6-1 • Jr. • JC
Lagos, Nigeria • Gulf Coast State

AT-A-GLANCE

PERSONAL

FULL NAME

Uju Nkiru Ugoka

BIRTHDAY

May 24, 1993

MAJOR

Sociology

PRIOR TO VIRGINIA TECH

Played at Gulf Coast State and named the Conference Player of the Year, earned first team NJCCA All-America honors and was a top-3 finalist for National JUCO Player of the Year ... Averaged 17 points, nine rebounds and 1.8 steals per game ... Also competed at Grayson County College as a

freshman, earning Conference Player of the Year honors as well as first team NJCCA All-America ... Was a silver medalist in the U18 African qualifiers.

PERSONAL

Uju Nkiru Ugoka ... Born 5/24/93 in Lagos, Nigeria ... Enrolled in sociology.



10

ALEX KISS-RUSK

F • 6-4 • Fr. • HS
Montreal, Quebec. • Phillips Academy (Mass.)

AT-A-GLANCE

PERSONAL

FULL NAME

Alexandria Elizabeth Kiss-Rusk

BIRTHDAY

December 27, 1993

MAJOR

University Studies

PRIOR TO VIRGINIA TECH

A three-star recruit named by ESPN HoopGurlz ... A three year letterwinner at Phillips Academy in Andover, Mass. ... Played for the U17 Canadian National Team at the FIBA World Championships in France and was selected for the Canada Senior Women's Basketball team to compete at the 2011 Pan-Am Games.

PERSONAL

Alexandria Elizabeth Kiss-Rusk ... Born 12/27/93 in Montreal, Quebec ... Daughter of Annette Kiss and Richard Rusk ... Has three brothers, Zack, Jed and Beau ... Enrolled in University Studies.



24

TAIJAH CAMPBELL

F • 6-3 • Fr. • HS
Ontario, Canada • Pickering

AT-A-GLANCE

PERSONAL

FULL NAME

Taijah Danielle Campbell

BIRTHDAY

February 2, 1994

MAJOR


Psychology

PRIOR TO VIRGINIA TECH

A three-star recruit named by ESPN HoopGurlz ... Played for Pickering High School ... Helped team to the Lake Ontario Secondary Schools Association Championship for three seasons ... Named Defensive and League All-Star ... Also competed for the Canadian National Team for the 2011 Pan-Am Games and has been a member of the U18 Canadian National Team ... Was a National Champion with the U17 Team Ontario and participated in the All-Canada Classic.


PERSONAL

Taijah Dannielle Campbell ... Born 2/2/94 in Scarborough, Ontario ... Daughter of Claudia Nembhard ... Has three siblings, Jorden, Nathan and Zane ... Enrolled in psychology.



32 ALEXIS LLOYD

G • 5-9 • Fr. • HS
Chicago, Ill. • Whitney Young



AT-A-GLANCE

PERSONAL

FULL NAME

Alexis Alexandria Lloyd

BIRTHDAY

January 3, 1994

MAJOR

Psychology

PRIOR TO VIRGINIA TECH

A four star, top-100 recruit by ESPN HoopGurlz ... Ranked No. 81 overall and the No. 31 guard ... Three year letterwinner from Whitney Young High School that finished No. 3 in the country last season ... Helped team to an undefeated record and the 4A state title ... Earned 4A All-State Honorable Mention ... Named Best Defender.

PERSONAL

Alexis Alexandria Lloyd ... Born 1/3/94 in Chicago, Ill. ... Daughter of Clifton and Khadija Lloyd ... has two brothers, Curtis and Tre and a sister, Aliya ... Enrolled in psychology.

SUPPORT STAFF



Andrew Allegretta
Assistant Director of
Broadcasting, IMG College



Eric Cross
Assistant Equipment
Manager



Katie Ammons Cross
Associate Director, Student-
Athlete Academic Support
Services



Grant Duncan
Assistant Director, Marketing
& Promotions



David Jackson
Director of Strength &
Conditioning for Basketball
Programs



Dianne Santolla
Administrative Assistant,
Women's Basketball



Kent Sheets
Facilities Manager (Cassell)



James Torgersen
Facilities Manager



Don Vaughn
Game Operations Assistant

2012-13 ROSTER

NUMERICAL ROSTER

| No. | Name | Pos. | Ht. | Cl.-Exp. | Hometown/Previous School |
|-----|-----------------|------|------|----------|---|
| 2 | Kerry Sarver | G | 5-5 | Sr.-1L | Leesburg, Va./Loudoun County |
| 3 | Aerial Wilson | G | 5-8 | Sr.-3L | Cocoa, Fla./Rockledge |
| 10 | Lauren Evans | G | 6-0 | Fr.-HS | Phoenix, Ariz./Hamilton |
| 12 | Rachel Nichols | G | 5-10 | Sr.-1L | Richmond, Va./Mills E. Godwin |
| 13 | Alyssa Fenyn | G | 6-0 | Sr.-3L | Newark, N.Y./Newark |
| 14 | Uju Ugoka | F | 6-1 | Jr.-JC | Lagos, Nigeria/Gulf Coast State |
| 20 | Nia Evans | F | 6-0 | Jr.-2L | Decatur, Ga./Redan |
| 21 | Alex Kiss-Rusk | F | 6-4 | Fr.-HS | Montreal, Quebec/Phillips Academy (Mass.) |
| 22 | Porschia Hadley | F/C | 6-3 | r-Jr.-2L | Montezuma, Ga./Macon County |
| 23 | Larryqua Hall | G | 5-10 | So.-1L | Marietta, Ga./Hillgrove |
| 24 | Taijah Campbell | F | 6-3 | Fr.-HS | Ontario, Canada/Pickering |
| 31 | Monet Tellier | G | 5-11 | Jr.-2L | Charlotte, N.C./East Mecklenburg |
| 32 | Alexis Lloyd | G | 5-9 | Fr.-HS | Chicago, Ill./Whitney Young |
| 33 | Kelsey Conyers | G | 5-9 | So.-1L | Chesterfield, Va./Cosby |

ALPHABETICAL ROSTER

| No. | Name | Pos. | Ht. | Cl.-Exp. | Hometown/High School |
|-----|-----------------|------|------|----------|---|
| 24 | Taijah Campbell | F | 6-3 | Fr.-HS | Ontario, Canada/Pickering |
| 33 | Kelsey Conyers | G | 5-9 | So.-1L | Chesterfield, Va./Cosby |
| 10 | Lauren Evans | G | 6-0 | Fr.-HS | Phoenix, Ariz./Hamilton |
| 20 | Nia Evans | F | 6-0 | Jr.-2L | Decatur, Ga./Redan |
| 13 | Alyssa Fenyn | G | 6-0 | Sr.-3L | Newark, N.Y./Newark |
| 22 | Porschia Hadley | F/C | 6-3 | r-Jr.-2L | Montezuma, Ga./Macon County |
| 23 | Larryqua Hall | G | 5-10 | So.-1L | Marietta, Ga./Hillgrove |
| 21 | Alex Kiss-Rusk | F | 6-4 | Fr.-HS | Montreal, Quebec/Phillips Academy (Mass.) |
| 32 | Alexis Lloyd | G | 5-9 | Fr.-HS | Chicago, Ill./Whitney Young |
| 12 | Rachel Nichols | G | 5-10 | Sr.-1L | Richmond, Va./Mills E. Godwin |
| 2 | Kerry Sarver | G | 5-5 | Sr.-1L | Leesburg, Va./Loudoun County |
| 31 | Monet Tellier | G | 5-11 | Jr.-2L | Charlotte, N.C./East Mecklenburg |
| 14 | Uju Ugoka | F | 6-1 | Jr.-JC | Lagos, Nigeria/Gulf Coast State |
| 3 | Aerial Wilson | G | 5-8 | Sr.-3L | Cocoa, Fla./Rockledge |

COACHING STAFF

Head Coach: Dennis Wolff (Connecticut, 1978) Second Year

Assistant Coach: Billi Godsey (Hofstra, 2003)

Assistant Coach: Chantelle Anderson (Vanderbilt, 2003)

Assistant Coach: Thomas Joyce (Boston College, 2000)

Director of Basketball Operations: Bill Old (Randolph-Macon, 1994)

SUPPORT STAFF

Athletic Trainer: Amy Kunigonis

Strength & Conditioning Coach: Brandon Dillard

Video Coordinator: Lisa Strack

Athletics Communications: April Goode

Administrative Assistant: Dianne Santolla

PRONUNCIATION GUIDE

| | | | |
|-----------------|---------------------|--------------------|------------|
| Taijah Campbell | Tay-juh | Dennis Wolff | Wolf |
| Alyssa Fenyn | Uh-liss-uh Fuh-nine | Billi Godsey | Billy |
| Porschia Hadley | Pour-shuh | Chantelle Anderson | Shaun-tell |
| Larryqua Hall | Luh-ree-qwa | | |
| Monet Tellier | Moe-nay Tell-ee-ur | | |
| Uju Ugoka | OO-ju OO-go-ka | | |

TV/RADIO ROSTER



2 • KERRY SARVER
G • 5-5 • Sr.-1L
Leesburg, Va.



3 • AERIAL WILSON
G • 5-8 • Sr.-3L
Cocoa, Fla.



10 • LAUREN EVANS
G • 6-0 • Fr.-HS
Phoenix, Ariz.



12 • RACHEL NICHOLS
G • 5-10 • Sr.-1L
Richmond, Va.



13 • ALYSSA FENYN
G • 6-0 • Sr.-3L
Newark, N.Y.



14 • UJU UGOKA
F • 6-1 • Jr.-JC
Lagos, Nigeria



20 • NIA EVANS
F • 6-0 • Jr.-2L
Decatur, Ga.



21 • ALEX KISS-RUSK
F • 6-4 • Fr.-HS
Montreal, Quebec



22 • PORSCHIA HADLEY
F/C • 6-3 • r-Jr.-2L
Montezuma, Ga.



23 • LARRYQUA HALL
G • 5-10 • So.-1L
Marietta, Ga.



24 • TAIJAH CAMPBELL
F • 6-3 • Fr.-HS
Ontario, Canada



31 • MONET TELLIER
G • 5-11 • Jr.-2L
Charlotte, N.C.



32 • ALEXIS LLOYD
G • 5-9 • Fr.-HS
Chicago, Ill.



33 • KELSEY CONYERS
G • 5-9 • So.-1L
Chesterfield, Va.



DENNIS WOLFF
Head Coach
Second Season



BILLI GODSEY
Assistant Coach
Second Season



CHANTELLE ANDERSON
Assistant Coach
Second Season



THOMAS JOYCE
Assistant Coach
Second Season



BILL OLD
Director of Basketball
Operations
Second Season

Head Coach DENNIS WOLFF

Second Season
Connecticut, 1978



Dennis Wolff was named the sixth head women's basketball coach at Virginia Tech on March 22, 2011.

In his inaugural season with the Hokies, Wolff guided Virginia Tech to an improved ACC record that featured a milestone win over then-ranked No. 8 Maryland. Tech's win over the 2012 ACC Champion Terrapins marked the first time in over a decade that the Hokies have defeated a team ranked eighth or better and just the third time in team history.

Prior to accepting the women's head coaching position, Wolff served one season as the director of men's basketball operations and assistant to the head coach for the Virginia Tech men's basketball program. He assisted the head coach in the day-to-day operations of the basketball program and also took on additional duties to better reflect a change in NCAA rules governing the operations position.

Before coming to Virginia Tech, Wolff served as the head men's basketball coach at Boston University from 1994-2009. Under Wolff's guidance, the Terriers won three straight conference titles (2002-2004) and made four consecutive postseason appearances (2002-05) for the first time in school history. He was a three-time America East Coach of the Year and a two-time NABC District 1 Coach of the Year selection.

"I am very excited that Dennis Wolff has accepted our offer to become the head women's basketball coach at Virginia Tech," said Tech Director of Athletics Jim Weaver. "Coach Wolff has a great history of successful head coaching experience, and I have had the opportunity to get to know and observe him during this academic year. I believe he fits very nicely into the Virginia Tech athletics family and that he will return our women's program to the winning ways of recent years."

Wolff was 247-197 (.556) in 15 years at BU, and is the school's all-time leader in victories. Including two years at Connecticut College in the early 1980s, Wolff is 284-238 in 18 years as a head coach.

Wolff arrived at BU following a four-year (1990-94) stint as an assistant coach under head coach Jeff Jones at the University of Virginia. Prior to his tenure at Virginia, Wolff spent four years (1985-89) as an assistant coach at Wake Forest and one year (1989-90) at Southern Methodist University.

Wolff began his coaching career at Trinity College, a Division III school in Hartford, Conn., where he served as an assistant from 1978-80. At the age of 25, he was named the head coach at Connecticut College and guided the Camels to a two-year mark of 30-18, including a successful 16-8 record in 1980-81, his first year as a head coach. In 1982, he began his first of three years as an assistant coach at St. Bonaventure.

Wolff has been involved in the USO Operation Hardwood in Iraq and the USO Operation Hoop Talk in Afghanistan for several years.

A 1978 graduate of the University of Connecticut, Wolff was a two-year letterman under head coaches Dee Rowe and Dom Perno after transferring from Louisiana State University in 1975. A native of New York City, Wolff was a standout guard for Holy Cross High School. In recognition of his scholastic efforts, Wolff has since been inducted into the Holy Cross Athletic Hall of Fame.

Wolff and his wife JoAnn have three children: Nicole, Matt, and Michael. Nicole, the 2002 McDonald's National Player of the Year, played basketball at the University of Connecticut. Matt played basketball at Boston University and Michael plays ice hockey for Brown.

THE WOLFF FILE

HEAD COACH EXPERIENCE

| | | |
|---------------------------------|-------|--------------|
| —at Connecticut College (Men's) | _____ | 30-18 (2) |
| at Boston University (Men's) | _____ | 247-197 (15) |
| at Virginia Tech | _____ | 7-23 (1) |
| Career | _____ | 284-238 (18) |

EDUCATION

| | | |
|--------------|-------|------|
| —Connecticut | _____ | 1978 |
|--------------|-------|------|

CAREER COACHING RECORDS

| | | |
|-----------------------------|-------|-------|
| —1981 - Connecticut College | _____ | 16-8 |
| 1982 - Connecticut College | _____ | 14-10 |
| 1995 - Boston University | _____ | 15-16 |
| 1996 - Boston University | _____ | 18-11 |
| 1997 - Boston University | _____ | 25-5 |
| 1998 - Boston University | _____ | 19-11 |
| 1999 - Boston University | _____ | 9-18 |
| 2000 - Boston University | _____ | 7-22 |
| 2001 - Boston University | _____ | 14-14 |
| 2002 - Boston University | _____ | 22-10 |
| 2003 - Boston University | _____ | 20-11 |
| 2004 - Boston University | _____ | 23-6 |
| 2005 - Boston University | _____ | 20-9 |
| 2006 - Boston University | _____ | 12-16 |
| 2007 - Boston University | _____ | 12-18 |
| 2008 - Boston University | _____ | 14-17 |
| 2009 - Boston University | _____ | 17-13 |
| 2011 - Virginia Tech | _____ | 7-23 |



BILLI GODSEY

Assistant Coach
Second Season
Hofstra, 2003

Billi Godsey enters her second season as an assistant coach with the Hokies.

Prior to Tech, Godsey served as an assistant coach and recruiting coordinator at UMBC since August 2008 after spending two seasons as an assistant at Molloy College in New York. The Retrievers were 20-12 last season, won the America East regular-season title and earned a berth in the WNIT.

“After speaking to many grass roots basketball people, Billi’s name kept coming up as a hard worker and rising star in the business which only added to the tremendous impression she made on me in the interview,” said Wolff.

Godsey helped guide Molloy to its first-ever East Coast Conference title and a berth in the NCAA Division II Tournament in 2008. The Lady Lions posted a 34-26 overall record in her two seasons on the bench.

Godsey also has an administrative background, as well, as she also served as associate director of athletics, senior women’s administrator and compliance officer at Molloy and previously was an associate commissioner for operations and senior women’s administrator for the East Coast Conference, where she worked for two years.

The Cheverly, Md. native attended Archbishop Carroll High School and was a four-year letterwinner at Hofstra, where she played in 79 games and made 28 starts from 1999-2003. She earned a bachelor’s degree from Hofstra in psychology in May 2003 and a master’s degree in psychology from Adelphi University in November 2005.



CHANTELLE ANDERSON

Assistant Coach
Second Season
Vanderbilt, 2003

Chantelle Anderson enters her second season as an assistant coach at Virginia Tech.

Anderson, a former NCAA Division I standout and player in the Women’s National Basketball Association (WNBA), previously served as an assistant coach at Palm Beach Atlantic where her responsibilities included on-court coaching, practice sessions, recruiting, travel and camps.

Anderson played six seasons in the WNBA and overseas while suiting up for the Sacramento Monarchs, San Antonio Silverstars, and the Atlanta Dream after being chosen as the second overall selection by the Monarchs in the 2003 WNBA Draft. While overseas, she took the court in countries such as France, Russia, Hungary, Lebanon and Turkey.

Before embarking on her professional career, Anderson was a four-year standout and three-time All-American at Vanderbilt University where she built a collegiate career into the all-time leading scorer in Lady Commodores history by tallying over 2,600 points.

In 2009, Anderson became the youngest member of the Vanderbilt Hall of Fame as part of the inaugural class of inductees. Anderson had her jersey retired on Feb. 13, 2011, joining Wendy Scholtens as the only two women’s players to have their jerseys retired.

“After meeting Chantelle, I became totally convinced that all of her varied experiences and talent more than made up for her limited coaching background,” said Wolff. “Her enthusiasm and personality will enable her to connect immediately with our players and prospects.”



THOMAS JOYCE

Assistant Coach
Second Season
Boston College, 2000

Thomas Joyce enters his second season as an assistant coach at Virginia Tech.

“Thomas and I have had a long relationship and I have always thought of him as a very bright coach and as an aggressive recruiter,” said Wolff. “I am excited about his hiring and look forward to his helping us move forward.”

Prior to Tech Joyce completed his two seasons on the Bucknell men’s basketball staff as the manager of basketball operations. A 2000 graduate of Boston College, Joyce served in a similar role at Boston University prior to his arrival at Bucknell.

Joyce transferred to Boston College in 1997 from Norwich, where he started all 52 games during a two-year span and was elected the team’s captain in his sophomore campaign. Following graduation, Joyce got his start in the coaching ranks at Worcester Polytechnic Institute in Worcester, Mass., serving as an assistant coach for two seasons (2001-03). His recruiting efforts at WPI helped take a program that had lost 30 consecutive games prior to his appointment to winning four-straight NEWMAC championships and earning three NCAA tournament bids.

After WPI, Joyce moved on to St. Anselm College in Manchester, N.H., where he was the top assistant and head recruiting coordinator for four seasons. During his tenure, the Hawks won back-to-back Northeast 10 conference championships (2003-04, 2004-05), earning the conference’s automatic NCAA bid each year. In 2004-05, the squad finished 21st in the final Division II national rankings.

Joyce is a 2000 graduate of Boston College with a bachelor’s degree in from the Carroll School of Mangement with a concentration in Finance.



BILL OLD

Director of Basketball Operations
Second Season
Randolph Macon, 1994

Bill Old enters his second season as a member of the Virginia Tech women’s basketball staff this season as director of women’s basketball operations, after serving for three years as finanacial projects manager/ assistant business manager in the Virginia Tech Athletics Department.

“Being able to complete our staff with someone with Bill Old’s experience is a great thing for our program,” said Virginia Tech head coach Dennis Wolff. “Bill’s knowledge of Virginia Tech, plus his basketball background, makes him a very valuable addition to the staff.”

Old served as the Virgina Tech men’s basketball director of operations for one season. Prior to arriving in Blacksburg, he held the same position with the South Carolina men’s basketball program under head coach Dave Odom. In both positions, Old assisted in all areas of the program, including planning travel, administrative responsibilities and film exchange.

Prior to joining South Carolina, Old was an assistant coach at Hampton University for two years, participating in the NCAA Tournament both seasons with the Pirates. Old was an assistant basketball coach for the International Basketball League’s Richmond Rhythm for one season (1999-2000) under head coach Ralph Sampson. He assisted Sampson in player development, scouting and leadership of the professional minor league basketball team.

From 1997-99, Old served as assistant coach at James Madison under head coach Sherman Dillard. Old began his career at Wake Forest (1994-97), where he was an administrative assistant to Odom for three seasons, participating in the NCAA Tournament each year.

A native of Charlottesville, Va., Old grew up on the campus of Virginia Military Institute and earned his bachelor of arts degree in business and economics from Randolph-Macon in 1994. He and his wife Hollee, a registered nurse, live in Blacksburg.



YEAR IN REVIEW

A LOOK BACK AT THE 2011-12 SEASON

2011-12 SEASON NOTES

HOT SHOOTING

The Hokies had their best shooting performance of the season in the ACC Tournament against Wake Forest. Tech knocked down 47.4 percent (27-of-57) from the field. The Hokies were also 8-of-18 from the behind the arch, for a 44.4 percent clip. Virginia Tech also turned in a solid shooting performance against No. 17/19 Georgia Tech. Virginia Tech connected on 46.2 percent from the field on 24-of-52 from the field.

ON A ROLL

AERIAL WILSON recorded nine consecutive double-digit scoring games. The streak began with Miami on Jan. 23 and the ninth game came against Georgia Tech on Feb. 23. During the span, the Hokies faced four ranked teams.

OFFENSIVE BOARDS

In a four game span (Maryland, NC State, Clemson and Florida State), the Hokies pulled down 81 offensive rebounds to thier opponents' 52 offensive boards. Tech grabbed a season-high 28 offensive boards against Clemson.

I'LL TAKE THAT

In the same four game span, the Hokies forced 20.8 turnovers per game while turning the ball over just 10.3 times per game.

IN THE RECORD BOOKS

Tech recorded just its third win all-time against a team ranked in the top-8 when the Hokies defeated No. 8/7 Maryland, 75-69 on Jan. 26. The other two wins were in 1998 against No. 6 Duke and in 1985 against No. 5 Old Dominion. **MONET TELLIER** matched her career-high with 31 points.

TAKING CHARITY

The Hokies had one of their best performances of the season from the free throw line against Miami on Jan. 23. Tech shot 80 percent on 16-of-20.

OFF TO A STRONG START

With the win against Boston College, the Hokies improved to 2-0 in the ACC. Tech is off to its best start in the ACC as this marks the first time the Hokies have started conference play with a 2-0 record since joining the league in 2004-05.

ACC TIP-OFF

The Hokies got the ACC season off to a strong start, picking up a 55-33 win over Clemson on Jan. 2. Tech jumped out to an early 32-3 lead in the first half. The Lady Tigers closed the gap to 16 in the second half, but the Hokies responded with a 9-0 run to seal the win. **AERIAL WILSON** tallied a game and career-high 24 points.

CLASSIC WIN

Tech defeated UMBC 57-52 on the second day of the Hilton Garden Inn Hokie Classic. **MONET TELLIER** had 18 points. **LARRYQUA HALL** pulled down a game and career-high 11 rebounds for the Hokies.

HOME SWEET HOME

Tech picked up its first home win of the season

on Dec. 11 with a 70-58 win over NC Central in Cassell Coliseum.

BIG TEN/ACC CHALLENGE

AERIAL WILSON led the Hokies against the Hawkeyes, tying a career-high 18 points. In addition, she handed out four assists and grabbed four boards. **MONET TELLIER** added 16 points for Tech in a hard fought, 58-47 loss in Iowa City, Iowa. Freshman **LARRYQUA HALL** pulled down a career-high eight rebounds and **LATORRI HINES-ALLEN** also grabbed eight boards for the Hokies.

BIG TEN/VIRGINIA TECH CHALLENGE??

The Hokies played three straight games against teams from the Big Ten, starting with Minnesota at the SMC Concord Hilton Tournament. In the stretch, Tech faced Iowa in the Big Ten/ACC Challenge, followed by Penn State in a road game.

ALL-TOURNAMENT HONORS

MONET TELLIER picked up All-Tournament honors at the SMC Concord Hilton Tournament hosted by St. Mary's in Moraga, Calif. The sophomore guard averaged 20.5 points, pulled down 11 rebounds, dished out six assists and grabbed seven steals in the two game span.

OFF THE BENCH

Freshman **LARRYQUA HALL** came into the Minnesota game and played 22 minutes, scoring seven points, grabbing four rebounds and picking up two steals.

HITTING 30

Sophomore guard **MONET TELLIER** hit a new career-high with 31 points on Nov. 21 against William & Mary. She hit 13-of-22 from the field, including 2-of-4 from three point range and went 3-of-5 from the line.

DOUBLE-DOUBLE TIME

Junior guard **ALYSSA FENYN** posted her first double-double of the season with 11 points and 11 rebounds against George Washington on Nov. 19.

BACK-TO-BACK CAREER GAMES

After setting a career scoring high in the opening game of the season, junior **AERIAL WILSON** put up another career-high in the second game, scoring 18 points against Charlotte on Nov. 16.

STRONG START

MONET TELLIER knocked down 29 points in the Hokies' season opening, 77-65 win over Old Dominion on Nov. 11. Tellier posted 20 of her 29 in the first half. In the final minutes of the game, Tellier went 3-of-4 from the free throw line and sank a jumper to help Tech hold off the Monarchs' late run.

OPENING SUCCESS

The Hokies defeated Old Dominion, 77-65 on Friday, Nov. 11 in the season opener. With the win, Tech improved to 28-8 all-time in season starts.

VIRGINIA TECH'S 2011-12 RECORD WHEN:

| | |
|---|------|
| Virginia Tech wins the tip | 4-7 |
| Opponent wins the tip | 3-16 |
| Virginia Tech scores first | 5-5 |
| Opponent scores first | 2-18 |
| Leading at halftime | 5-3 |
| Trailing at halftime | 2-20 |
| Playing at home | 2-11 |
| Playing on the road | 5-10 |
| Playing at a neutral site | 0-2 |
| In overtime games | 0-1 |
| Games are decided by 5 or fewer points | 2-3 |
| Decided by 6-10 points | 2-4 |
| Decided by 11-15 points | 1-5 |
| Decided by 16-20 points | 1-3 |
| Decided by 20+ points | 1-8 |
| Virginia Tech scores 59 or fewer points | 4-17 |
| Scores 60-69 points | 0-5 |
| Scores 70-79 points | 3-1 |
| Scores 80-89 points | |
| Scores 90+ points | |
| Opponent scores 59 or fewer points | 5-5 |
| Scores 60-69 points | 2-11 |
| Scores 70-79 points | 0-6 |
| Scores 80-89 points | 0-1 |
| Scores 90+ points | |
| Virginia Tech has more rebounds | 3-5 |
| Opponent has more rebounds | 4-14 |
| Even on rebounds | 0-4 |
| Virginia Tech shoots more than 50% from the field | |
| Shoots 40-50% | 4-6 |
| Shoots 30-39.9% | 3-8 |
| Shoots less than 30% | 0-9 |
| Opponent shoots more than 50% from the field | 1-4 |
| Shoots 40-50% | 1-11 |
| Shoots 30-39.9% | 3-7 |
| Shoots less than 30% | 2-1 |
| Virginia Tech shoots more than 50% from 3 | 1-1 |
| Shoots 40-50% | 1-4 |
| Shoots 30-39.9% | 1-3 |
| Shoots less than 30% | 4-15 |
| Opponent shoots more than 50% from 3 | 1-3 |
| Shoots 40-50% | 2-8 |
| Shoots 30-39.9% | 0-5 |
| Shoots less than 30% | 4-7 |
| Virginia Tech shoots at least 80% from the line | 0-3 |
| Shoots 70-79.9% | 1-3 |
| Shoots 60-69.9% | 3-5 |
| Shoots less than 60% | 3-12 |
| Opponent shoots at least 80% from the line | 1-5 |
| Shoots 70-79.9% | 1-11 |
| Shoots 60-69.9% | 2-1 |
| Shoots less than 60% | 3-6 |
| Virginia Tech has fewer than 10 assists | 2-9 |
| Has 10-15 assists | 3-14 |
| Has 16+ assists | 2-0 |
| Opponent has fewer than 10 assists | 1-6 |
| Has 10-15 assists | 6-14 |
| Has 16+ assists | 0-3 |
| Virginia Tech commits fewer than 10 turnovers | 2-1 |
| Commits 10-15 | 3-8 |
| Commits 16+ | 2-14 |
| Opponent commits fewer than 10 turnovers | 0-1 |
| Commits 10-15 | 2-10 |
| Commits 16+ | 5-12 |
| Virginia Tech has at least 10 steals | 3-5 |
| Has fewer than 10 steals | 4-18 |
| Opponent has at least 10 steals | 0-8 |
| Has fewer than 10 steals | 7-15 |
| Playing on Monday | 1-3 |
| Tuesday | 0-1 |
| Wednesday | 0-5 |
| Thursday | 3-4 |
| Friday | 1-2 |
| Saturday | 1-1 |
| Sunday | 1-7 |
| Playing in November | 2-5 |
| December | 2-4 |
| January | 3-6 |
| February | 0-7 |
| March | 0-1 |
| Wearing white | 2-11 |
| Maroon | 5-6 |
| Orange | 0-5 |
| White/Pink | 0-2 |

2011-12 SEASON STATISTICS

OVERALL STATISTICS - RECORD: 7-23

| ## | Player | GP | GS | Min | Avg | TOTAL | | | 3-PTS | | | REBOUNDS | | | PF | FO | A | TO | Blk | Stl | Pts | Avg | | | | | |
|----|----------------------|----|----|------|------|-------|-----|------|-------|-----|------|----------|-----|------|------|-----|-----|------|------|-----|-----|-----|-----|-----|-----|------|------|
| | | | | | | FG | FGA | Pct | 3FG | FGA | Pct | FT | FTA | Pct | | | | | | | | | Off | Def | Tot | Avg | |
| 31 | Monet Tellier | 30 | 28 | 1024 | 34.1 | 141 | 427 | .330 | 43 | 149 | .289 | 87 | 126 | .690 | 42 | 93 | 135 | 4.5 | 74 | 2 | 73 | 117 | 12 | 46 | 412 | 13.7 | |
| 03 | Aerial Wilson | 30 | 29 | 1068 | 35.6 | 139 | 408 | .341 | 35 | 127 | .276 | 49 | 85 | .576 | 16 | 56 | 72 | 2.4 | 83 | 1 | 87 | 91 | 3 | 41 | 362 | 12.1 | |
| 13 | Alyssa Fenyn | 30 | 30 | 1062 | 35.4 | 84 | 247 | .340 | 30 | 104 | .288 | 35 | 56 | .625 | 52 | 88 | 140 | 4.7 | 46 | 1 | 88 | 65 | 7 | 49 | 233 | 7.8 | |
| 22 | Porschia Hadley | 30 | 26 | 763 | 25.4 | 71 | 189 | .376 | 0 | 1 | .000 | 27 | 40 | .675 | 48 | 69 | 117 | 3.9 | 81 | 3 | 10 | 31 | 15 | 21 | 169 | 5.6 | |
| 43 | LaTorri Hines-Allen | 30 | 26 | 800 | 26.7 | 70 | 200 | .350 | 0 | 0 | .000 | 25 | 56 | .446 | 93 | 114 | 207 | 6.9 | 73 | 0 | 25 | 41 | 12 | 17 | 165 | 5.5 | |
| 20 | Nia Evans | 14 | 2 | 215 | 15.4 | 20 | 48 | .417 | 0 | 0 | .000 | 11 | 17 | .647 | 14 | 16 | 30 | 2.1 | 30 | 1 | 5 | 21 | 11 | 10 | 51 | 3.6 | |
| 23 | Larryqua Hall | 26 | 2 | 390 | 15.0 | 26 | 80 | .325 | 5 | 21 | .238 | 14 | 28 | .500 | 44 | 33 | 77 | 3.0 | 45 | 1 | 11 | 30 | 5 | 32 | 71 | 2.7 | |
| 21 | Brittini Montgomery | 25 | 5 | 286 | 11.4 | 21 | 42 | .500 | 0 | 0 | .000 | 9 | 15 | .600 | 22 | 45 | 67 | 2.7 | 50 | 2 | 5 | 21 | 7 | 4 | 51 | 2.0 | |
| 32 | Taylor Ayers | 7 | 0 | 83 | 11.9 | 6 | 13 | .462 | 0 | 0 | .000 | 2 | 4 | .500 | 1 | 14 | 15 | 2.1 | 8 | 0 | 1 | 9 | 3 | 3 | 14 | 2.0 | |
| 33 | Kelsey Conyers | 29 | 2 | 319 | 11.0 | 7 | 37 | .189 | 3 | 18 | .167 | 4 | 15 | .267 | 15 | 17 | 32 | 1.1 | 28 | 0 | 12 | 21 | 1 | 14 | 21 | 0.7 | |
| 12 | Rachel Nichols | 10 | 0 | 17 | 1.7 | 1 | 3 | .333 | 0 | 1 | .000 | 0 | 0 | .000 | 1 | 2 | 3 | 0.3 | 1 | 0 | 0 | 1 | 0 | 0 | 2 | 0.2 | |
| 02 | Kerry Sarver | 11 | 0 | 23 | 2.1 | 0 | 10 | .000 | 0 | 5 | .000 | 0 | 1 | .000 | 0 | 3 | 3 | 0.3 | 1 | 0 | 2 | 4 | 0 | 0 | 0 | 0.0 | |
| TM | TEAM | | | | | | | | | | | | | | 64 | 63 | 127 | 4.2 | 0 | | | 15 | | | 0 | | |
| | Virginia Tech Totals | 30 | | | | | 586 | 1704 | .344 | 116 | 426 | .272 | 263 | 443 | .594 | 412 | 613 | 1025 | 34.2 | 520 | 11 | 319 | 467 | 76 | 237 | 1551 | 51.7 |
| | Opponent Totals | 30 | | | | | 629 | 1516 | .415 | 145 | 395 | .367 | 467 | 678 | .689 | 376 | 787 | 1163 | 38.8 | 444 | - | 357 | 509 | 106 | 230 | 1870 | 62.3 |

| SCORE BY PERIODS: | 1st | 2nd | OT | Total |
|-------------------|-----|-----|----|-------|
| Virginia Tech | 734 | 807 | 10 | 1551 |
| Opponents | 926 | 924 | 20 | 1870 |

| DEADBALL REBOUNDS: | OFF | DEF | TOTAL |
|--------------------|-----|-----|-------|
| Virginia Tech | 87 | 8 | 95 |
| Opponents | 101 | 12 | 113 |

ACC STATISTICS - RECORD: 3-13

| ## | Player | GP | GS | Min | Avg | TOTAL | | | 3-PTS | | | REBOUNDS | | | PF | FO | A | TO | Blk | Stl | Pts | Avg | | | | | |
|----|----------------------|----|----|-----|------|-------|-----|------|-------|-----|------|----------|-----|------|------|-----|-----|-----|------|-----|-----|-----|-----|-----|-----|------|------|
| | | | | | | FG | FGA | Pct | 3FG | FGA | Pct | FT | FTA | Pct | | | | | | | | | Off | Def | Tot | Avg | |
| 03 | Aerial Wilson | 16 | 16 | 566 | 35.4 | 80 | 244 | .328 | 23 | 83 | .277 | 25 | 45 | .556 | 8 | 24 | 32 | 2.0 | 47 | 1 | 34 | 38 | 2 | 25 | 208 | 13.0 | |
| 31 | Monet Tellier | 16 | 15 | 557 | 34.8 | 69 | 236 | .292 | 24 | 106 | .226 | 42 | 58 | .724 | 23 | 45 | 68 | 4.3 | 35 | 1 | 36 | 58 | 5 | 23 | 204 | 12.8 | |
| 22 | Porschia Hadley | 16 | 16 | 481 | 30.1 | 47 | 118 | .398 | 0 | 1 | .000 | 16 | 23 | .696 | 30 | 31 | 61 | 3.8 | 47 | 2 | 7 | 22 | 8 | 13 | 110 | 6.9 | |
| 13 | Alyssa Fenyn | 16 | 16 | 549 | 34.3 | 36 | 118 | .305 | 12 | 50 | .240 | 19 | 29 | .655 | 26 | 41 | 67 | 4.2 | 24 | 0 | 52 | 35 | 2 | 24 | 103 | 6.4 | |
| 43 | LaTorri Hines-Allen | 16 | 15 | 454 | 28.4 | 33 | 101 | .327 | 0 | 0 | .000 | 17 | 31 | .548 | 53 | 62 | 115 | 7.2 | 43 | 0 | 13 | 23 | 4 | 10 | 83 | 5.2 | |
| 20 | Nia Evans | 3 | 0 | 40 | 13.3 | 4 | 8 | .500 | 0 | 0 | .000 | 0 | 0 | .000 | 1 | 4 | 5 | 1.7 | 7 | 0 | 0 | 5 | 2 | 2 | 8 | 2.7 | |
| 23 | Larryqua Hall | 16 | 0 | 213 | 13.3 | 12 | 42 | .286 | 2 | 12 | .167 | 10 | 18 | .556 | 20 | 14 | 34 | 2.1 | 30 | 1 | 3 | 18 | 3 | 17 | 36 | 2.3 | |
| 21 | Brittini Montgomery | 12 | 1 | 164 | 13.7 | 10 | 23 | .435 | 0 | 0 | .000 | 2 | 6 | .333 | 14 | 23 | 37 | 3.1 | 22 | 1 | 2 | 13 | 6 | 1 | 22 | 1.8 | |
| 33 | Kelsey Conyers | 15 | 1 | 166 | 11.1 | 2 | 18 | .111 | 1 | 9 | .111 | 1 | 4 | .250 | 7 | 10 | 17 | 1.1 | 15 | 0 | 5 | 12 | 1 | 5 | 6 | 0.4 | |
| 02 | Kerry Sarver | 8 | 0 | 20 | 2.5 | 0 | 9 | .000 | 0 | 4 | .000 | 0 | 1 | .000 | 0 | 2 | 2 | 0.3 | 1 | 0 | 1 | 3 | 0 | 0 | 0 | 0.0 | |
| 12 | Rachel Nichols | 9 | 0 | 15 | 1.7 | 0 | 2 | .000 | 0 | 1 | .000 | 0 | 0 | .000 | 1 | 2 | 3 | 0.3 | 1 | 0 | 0 | 1 | 0 | 0 | 0 | 0.0 | |
| TM | TEAM | | | | | | | | | | | | | | 35 | 37 | 72 | 4.5 | 0 | | | 11 | | | 0 | | |
| | Virginia Tech Totals | 16 | | | | | 293 | 919 | .319 | 62 | 266 | .233 | 132 | 215 | .614 | 218 | 295 | 513 | 32.1 | 272 | 6 | 153 | 239 | 33 | 120 | 780 | 48.8 |
| | Opponent Totals | 16 | | | | | 336 | 794 | .423 | 68 | 188 | .362 | 259 | 361 | .717 | 208 | 442 | 650 | 40.6 | 231 | - | 182 | 289 | 65 | 112 | 999 | 62.4 |

| SCORE BY PERIODS: | 1st | 2nd | OT | Total |
|-------------------|-----|-----|----|-------|
| Virginia Tech | 363 | 413 | 4 | 780 |
| Opponents | 498 | 493 | 8 | 999 |

| DEADBALL REBOUNDS: | OFF | DEF | TOTAL |
|--------------------|-----|-----|-------|
| Virginia Tech | 42 | 6 | 48 |
| Opponents | 51 | 7 | 58 |

2011-12 SEASON RESULTS

| Opponent | Date | Score | WL | POINTS | REBOUNDS | ASSISTS | STEALS | BLOCKED SHOTS |
|-----------------------|----------|-------|-----|-----------------------------------|--|---|--|---|
| at Old Dominion | 11/11/11 | 77-65 | W | 29-Monet Tellier | 9-Monet Tellier | 4-Monet Tellier Alyssa Fenyn Aerial Wilson | 3-Aerial Wilson Monet Tellier | 3-Nia Evans |
| CHARLOTTE | 11/16/11 | 65-71 | LOT | 18-Aerial Wilson | 9-Alyssa Fenyn | 7-Aerial Wilson | 3-Alyssa Fenyn | 1-Porschia Hadley Monet Tellier LaTorri Hines-Allen Taylor Ayers |
| at George Washington | 11/19/11 | 55-48 | W | 11-Alyssa Fenyn | 11-Alyssa Fenyn | 7-Monet Tellier | 3-LaTorri Hines-Allen Alyssa Fenyn | 1-Alyssa Fenyn Aerial Wilson Nia Evans |
| WILLIAM & MARY | 11/21/11 | 59-78 | L | 31-Monet Tellier | 5-Taylor Ayers Porschia Hadley Alyssa Fenyn Monet Tellier | 5-Aerial Wilson | 3-Monet Tellier | 2-Porschia Hadley |
| at Saint Mary's (CA) | 11/25/11 | 47-60 | L | 23-Monet Tellier | 6-Aerial Wilson | 7-Aerial Wilson | 4-Monet Tellier | 2-Taylor Ayers Monet Tellier |
| vs Minnesota | 11/26/11 | 64-65 | L | 18-Monet Tellier | 7-Monet Tellier | 5-Monet Tellier | 3-Aerial Wilson Monet Tellier | None |
| at Iowa | 11/30/11 | 47-58 | L | 18-Aerial Wilson | 8-LaTorri Hines-Allen Larryqua Hall | 4-Aerial Wilson | 4-Alyssa Fenyn | 1-LaTorri Hines-Allen |
| at Penn State | 12/6/11 | 28-66 | L | 10-Aerial Wilson | 12-LaTorri Hines-Allen | 4-Aerial Wilson | 2-Monet Tellier | 2-Porschia Hadley Alyssa Fenyn |
| NC CENTRAL | 12/11/11 | 70-52 | W | 15-Alyssa Fenyn | 10-LaTorri Hines-Allen | 5-Aerial Wilson Monet Tellier | 6-Alyssa Fenyn | 2-Nia Evans |
| at UCF | 12/18/11 | 32-41 | L | 10-Alyssa Fenyn | 8-LaTorri Hines-Allen | 3-Alyssa Fenyn | 4-Kelsey Conyers | 1-Larryqua Hall Monet Tellier |
| at Florida Gulf Coast | 12/21/11 | 41-69 | L | 15-Aerial Wilson | 6-Porschia Hadley | 2-Aerial Wilson Monet Tellier LaTorri Hines-Allen | 2-Alyssa Fenyn | None |
| CINCINNATI | 12/28/11 | 55-66 | L | 14-Monet Tellier | 12-LaTorri Hines-Allen | 5-Aerial Wilson | 2-Nia Evans | 2-LaTorri Hines-Allen Nia Evans |
| UMBC | 12/29/11 | 57-52 | W | 18-Monet Tellier | 11-Larryqua Hall | 2-LaTorri Hines-Allen Alyssa Fenyn Monet Tellier | 1-Kelsey Conyers Larryqua Hall Brittini Montgomery Porschia Hadley Alyssa Fenyn Monet Tellier | 2-LaTorri Hines-Allen |
| at Clemson | 01/02/12 | 55-33 | W | 24-Aerial Wilson | 10-LaTorri Hines-Allen | 5-Alyssa Fenyn | 4-LaTorri Hines-Allen | 1-Brittini Montgomery |
| at Boston College | 1-5-12 | 38-35 | W | 15-Monet Tellier | 8-LaTorri Hines-Allen | 4-Monet Tellier | 3-Monet Tellier | 1-LaTorri Hines-Allen Brittini Montgomery |
| FLORIDA STATE | 01/08/12 | 40-75 | L | 17-LaTorri Hines-Allen | 3-Monet Tellier Larryqua Hall | 5-Aerial Wilson | 2-Alyssa Fenyn Larryqua Hall | 2-Porschia Hadley |
| at Virginia | 1/12/12 | 39-52 | L | 14-Aerial Wilson | 6-Porschia Hadley | 5-Alyssa Fenyn | 3-Alyssa Fenyn | 1-Larryqua Hall Monet Tellier Porschia Hadley |
| DUKE | 01/15/12 | 34-61 | L | 11-Alyssa Fenyn | 6-Monet Tellier | 4-Aerial Wilson | 2-Larryqua Hall Alyssa Fenyn | 1-Alyssa Fenyn |
| NORTH CAROLINA | 01/19/12 | 37-56 | L | 16-Monet Tellier | 10-LaTorri Hines-Allen | 3-Porschia Hadley | 3-Larryqua Hall | 2-LaTorri Hines-Allen |
| at Miami | 01-23-12 | 48-79 | L | 18-Monet Tellier | 6-Alyssa Fenyn LaTorri Hines-Allen | 2-Aerial Wilson Alyssa Fenyn | 3-Aerial Wilson | None |
| at Maryland | 01/26/12 | 75-69 | W | 31-Monet Tellier | 9-LaTorri Hines-Allen | 4-Alyssa Fenyn | 3-Alyssa Fenyn Aerial Wilson | 1-Monet Tellier |
| NC STATE | 01/29/12 | 53-65 | L | 16-Aerial Wilson Monet Tellier | 13-LaTorri Hines-Allen | 3-Aerial Wilson | 2-Aerial Wilson Larryqua Hall | 1-Brittini Montgomery Porschia Hadley |
| CLEMSON | 02/03/12 | 51-55 | LOT | 14-Aerial Wilson | 16-LaTorri Hines-Allen | 4-Alyssa Fenyn | 3-Porschia Hadley | 1-Brittini Montgomery Aerial Wilson Monet Tellier |
| at Florida State | 02/05/12 | 60-78 | L | 18-Porschia Hadley | 6-Alyssa Fenyn | 5-Monet Tellier | 2-Monet Tellier LaTorri Hines-Allen | 1-Porschia Hadley |
| BOSTON COLLEGE | 02/13/12 | 60-64 | L | 22-Aerial Wilson | 8-LaTorri Hines-Allen | 6-Alyssa Fenyn | 2-Aerial Wilson Monet Tellier | 2-Porschia Hadley |
| at Duke | 2-15-12 | 45-67 | L | 19-Aerial Wilson | 10-LaTorri Hines-Allen | 5-Alyssa Fenyn | 2-Aerial Wilson | 2-Brittini Montgomery |
| VIRGINIA | 02/19/12 | 40-66 | L | 13-Aerial Wilson | 6-Porschia Hadley Aerial Wilson | 2-Monet Tellier Alyssa Fenyn | 2-Aerial Wilson | 1-Monet Tellier |
| GEORGIA TECH | 02/23/12 | 66-76 | L | 21-Aerial Wilson | 6-LaTorri Hines-Allen | 5-Alyssa Fenyn | 3-Aerial Wilson Monet Tellier Alyssa Fenyn | 2-Nia Evans |
| at Wake Forest | 02/26/12 | 39-68 | L | 14-Alyssa Fenyn | 5-Alyssa Fenyn Larryqua Hall | 2-Monet Tellier Alyssa Fenyn | 2-Alyssa Fenyn | 1-Monet Tellier Kelsey Conyers |
| vs Wake Forest | 03/01/12 | 74-80 | L | 23-Monet Tellier | 8-LaTorri Hines-Allen | 5-Alyssa Fenyn | 3-Nia Evans | 2-Monet Tellier |

GAME-BY-GAME COMPARISON

| Opponent | Date | Score | W/L | SCORING | | | | TOTAL | | | 3-PTRS | | | REBOUNDS | | | | | | | | | |
|---|----------|-------|-----|---------|-----|----|-----|-------|-----|------|--------|-----|------|----------|-----|------|------|-----|----|----|-----|-----|-------|
| | | | | 1st | 2nd | OT | Mar | FG | FGA | Pct | FG | FGA | Pct | FT | FTA | Pct. | Reb. | Mar | A | TO | Blk | Stl | Fouls |
| VIRGINIA TECH at Old Dominion | 11/11/11 | 77-65 | W | 47 | 30 | | +12 | 29 | 63 | .460 | 7 | 12 | .583 | 12 | 18 | .667 | 36 | -6 | 17 | 13 | 5 | 10 | 19 |
| VIRGINIA TECH vs. Charlotte | 11/16/11 | 71-65 | L | 26 | 33 | 6 | -6 | 24 | 70 | .343 | 2 | 11 | .182 | 15 | 19 | .789 | 42 | - | 12 | 14 | 4 | 7 | 25 |
| VIRGINIA TECH at George Washington | 11/19/11 | 55-48 | W | 19 | 36 | | +7 | 18 | 43 | .419 | 0 | 7 | .000 | 19 | 30 | .633 | 38 | +7 | 14 | 17 | 3 | 8 | 20 |
| VIRGINIA TECH vs. William & Mary | 11/21/11 | 78-59 | L | 24 | 35 | | -19 | 25 | 58 | .431 | 5 | 10 | .500 | 4 | 12 | .333 | 31 | -10 | 14 | 13 | 3 | 5 | 13 |
| VIRGINIA TECH at St. Mary's | 11/25/11 | 60-47 | L | 26 | 21 | | -13 | 19 | 43 | .442 | 3 | 6 | .500 | 6 | 7 | .857 | 27 | -7 | 13 | 26 | 4 | 11 | 20 |
| VIRGINIA TECH vs. Minnesota (Moraga, Calif.) | 11/26/11 | 65-64 | L | 34 | 30 | | -1 | 22 | 50 | .440 | 8 | 18 | .444 | 12 | 21 | .571 | 31 | - | 12 | 17 | - | 11 | 16 |
| VIRGINIA TECH at Iowa | 11/30/11 | 58-47 | L | 23 | 24 | | -11 | 18 | 57 | .316 | 3 | 8 | .375 | 8 | 13 | .615 | 38 | -9 | 10 | 15 | 1 | 9 | 19 |
| VIRGINIA TECH at #17/18 Penn State | 12/6/11 | 28-66 | L | 15 | 13 | | -38 | 12 | 51 | .235 | 3 | 12 | .250 | 1 | 4 | .250 | 31 | -8 | 6 | 23 | 5 | 7 | 19 |
| VIRGINIA TECH vs. NC Central | 12/11/11 | 70-52 | W | 36 | 34 | | +18 | 29 | 68 | .426 | 4 | 21 | .190 | 8 | 19 | .421 | 38 | +12 | 16 | 13 | 3 | 16 | 13 |
| VIRGINIA TECH at UCF | 12/19/11 | 32-41 | L | 13 | 19 | | -9 | 13 | 57 | .228 | 1 | 13 | .077 | 5 | 11 | .455 | 44 | -3 | 8 | 16 | 2 | 10 | 23 |
| VIRGINIA TECH at Florida Gulf Coast | 12/21/11 | 41-69 | L | 21 | 20 | | -28 | 18 | 51 | .353 | 1 | 3 | .333 | 4 | 9 | .444 | 41 | +9 | 8 | 19 | 0 | 3 | 10 |
| VIRGINIA TECH vs. Cincinnati | 12/28/11 | 55-66 | L | 21 | 34 | | -11 | 21 | 59 | .356 | 4 | 10 | .400 | 9 | 14 | .643 | 36 | -3 | 14 | 16 | 6 | 7 | 23 |
| VIRGINIA TECH vs. UMBC | 12/29/11 | 57-52 | W | 32 | 25 | | +5 | 18 | 58 | .310 | 5 | 11 | .455 | 16 | 32 | .500 | 44 | +10 | 9 | 7 | 3 | 6 | 7 |
| VIRGINIA TECH at Clemson* | 1/2/12 | 55-33 | W | 34 | 21 | | +22 | 20 | 50 | .400 | 3 | 11 | .273 | 12 | 19 | .632 | 32 | -5 | 13 | 14 | 1 | 16 | 19 |
| VIRGINIA TECH at Boston College* | 1/5/12 | 38-35 | W | 22 | 16 | | +3 | 17 | 50 | .340 | 4 | 14 | .286 | 0 | 4 | .000 | 27 | -13 | 12 | 16 | 2 | 5 | 12 |
| VIRGINIA TECH vs. Florida State* | 1/8/12 | 40-75 | L | 14 | 26 | | -35 | 17 | 53 | .321 | 1 | 11 | .091 | 5 | 11 | .455 | 19 | -26 | 11 | 19 | 5 | 6 | 19 |
| VIRGINIA TECH at Virginia* | 1/12/12 | 39-52 | L | 22 | 17 | | -13 | 16 | 50 | .320 | 5 | 21 | .238 | 2 | 4 | .500 | 35 | - | 11 | 20 | 3 | 6 | 10 |
| VIRGINIA TECH vs. Duke* | 1/15/12 | 34-61 | L | 16 | 18 | | -27 | 14 | 49 | .286 | 2 | 12 | .167 | 4 | 7 | .571 | 26 | -18 | 10 | 20 | 1 | 8 | 16 |
| VIRGINIA TECH vs. North Carolina* | 1/15/12 | 37-56 | L | 21 | 16 | | -19 | 14 | 56 | .250 | 5 | 19 | .263 | 4 | 10 | .400 | 33 | -12 | 8 | 17 | 3 | 7 | 15 |
| VIRGINIA TECH at Miami* | 1/23/12 | 48-79 | L | 18 | 30 | | -31 | 15 | 55 | .273 | 2 | 18 | .111 | 16 | 20 | .800 | 36 | - | 5 | 22 | 0 | 11 | 26 |
| VIRGINIA TECH at Maryland* | 1/26/12 | 75-69 | W | 31 | 44 | | +6 | 24 | 64 | .375 | 6 | 18 | .333 | 21 | 29 | .724 | 35 | -1 | 9 | 7 | 1 | 9 | 20 |
| VIRGINIA TECH vs. NC State* | 1/29/12 | 53-65 | L | 19 | 34 | | -12 | 20 | 70 | .286 | 4 | 18 | .222 | 9 | 11 | .818 | 41 | +1 | 5 | 11 | 2 | 6 | 19 |
| VIRGINIA TECH vs. Clemson* | 2/3/12 | 51-55 | L | 26 | 21 | 4 | -4 | 27 | 79 | .215 | 6 | 33 | .182 | 11 | 18 | .611 | 51 | +4 | 10 | 15 | 3 | 8 | 17 |
| VIRGINIA TECH at Florida State* | 2/5/12 | 60-78 | L | 28 | 32 | | -18 | 25 | 65 | .385 | 4 | 15 | .267 | 6 | 11 | .545 | 23 | -26 | 10 | 8 | 1 | 6 | 18 |
| VIRGINIA TECH vs. Boston College* | 2/13/12 | 60-64 | L | 29 | 31 | | -4 | 25 | 60 | .417 | 5 | 17 | .294 | 5 | 12 | .417 | 34 | +4 | 14 | 12 | 2 | 5 | 13 |
| VIRGINIA TECH at Duke* | 2/15/12 | 45-67 | L | 26 | 19 | | -22 | 18 | 58 | .310 | 6 | 23 | .261 | 3 | 4 | .750 | 35 | -10 | 8 | 18 | 4 | 4 | 20 |
| VIRGINIA TECH vs. Virginia* | 2/22/12 | 40-66 | L | 16 | 24 | | -26 | 13 | 53 | .245 | 5 | 13 | .385 | 9 | 15 | .600 | 29 | -10 | 8 | 11 | 1 | 5 | 19 |
| VIRGINIA TECH vs. Georgia Tech* | 2/23/12 | 66-76 | L | 24 | 42 | | -10 | 24 | 52 | .462 | 2 | 11 | .182 | 16 | 28 | .571 | 24 | -11 | 13 | 12 | 2 | 13 | 17 |
| VIRGINIA TECH at Wake Forest* | 2/26/12 | 39-68 | L | 17 | 22 | | -29 | 14 | 55 | .255 | 2 | 12 | .167 | 9 | 12 | .750 | 33 | -14 | 6 | 17 | 2 | 5 | 12 |
| VIRGINIA TECH vs. Wake Forest | 3/1/12 | 74-80 | L | 34 | 40 | | -6 | 27 | 57 | .474 | 8 | 18 | .444 | 12 | 19 | .632 | 35 | +7 | 13 | 19 | 4 | 7 | 21 |


2011-12 POINTS-REBOUNDS-ASSISTS

| Opponent | Date | Score | WL | 02 | | 03 | | 12 | | 13 | | 20 | | 21 | | 22 | | 23 | | 31 | |
|-----------------------|----------|-------|-----|--------|--------|---------|---------|--------|------------|--------|--------|---------|--|----|--|----|--|----|--|----|--|
| | | | | SARVER | WILSON | NICHOLS | FENYNN | EVANS | MONTGOMERY | HADLEY | HALL | TELLIER | | | | | | | | | |
| at Old Dominion | 11/11/11 | 77-65 | W | DNP | 16-2-4 | DNP | 15-2-4 | 8-4-3 | 0-0-0 | 4-2-1 | DNP | 29-9-4 | | | | | | | | | |
| CHARLOTTE | 11/16/11 | 65-71 | LOT | DNP | 18-3-7 | DNP | 11-9-3 | 6-2-0 | 0-1-0 | 6-3-0 | DNP | 10-1-1 | | | | | | | | | |
| at George Washington | 11/19/11 | 55-48 | W | DNP | 7-5-3 | DNP | 11-11-1 | 2-1-0 | 9-3-0 | 10-2-0 | DNP | 5-7-7 | | | | | | | | | |
| WILLIAM & MARY | 11/21/11 | 59-78 | L | DNP | 7-4-5 | DNP | 12-5-4 | 0-1-0 | 3-2-0 | 2-5-0 | DNP | 31-5-4 | | | | | | | | | |
| at Saint Mary's (CA) | 11/25/11 | 47-60 | L | DNP | 6-6-7 | DNP | 6-4-4 | DNP | 4-3-0 | 6-2-0 | 0-1-0 | 23-4-1 | | | | | | | | | |
| vs Minnesota | 11/26/11 | 64-65 | L | DNP | 13-4-2 | DNP | 11-4-4 | DNP | 6-6-1 | 4-6-0 | 7-4-0 | 18-7-5 | | | | | | | | | |
| at Iowa | 11/30/11 | 47-58 | L | DNP | 18-4-4 | DNP | 5-6-0 | DNP | 0-3-0 | 0-3-0 | 2-8-3 | 16-3-2 | | | | | | | | | |
| at Penn State | 12/06/11 | 28-66 | L | 0-0-0 | 10-2-4 | DNP | 3-7-0 | 0-1-1 | 0-2-0 | 2-4-0 | 5-0-0 | 4-1-1 | | | | | | | | | |
| NC CENTRAL | 12/11/11 | 70-52 | W | 0-1-0 | 6-1-5 | 2-0-0 | 15-8-3 | 8-0-1 | 0-0-0 | 9-3-0 | 8-7-1 | 8-5-5 | | | | | | | | | |
| at UCF | 12/18/11 | 32-41 | L | DNP | 4-2-0 | DNP | 10-4-3 | 0-2-0 | 3-3-0 | 3-4-2 | 2-6-0 | 0-5-0 | | | | | | | | | |
| at Florida Gulf Coast | 12/21/11 | 41-69 | L | 0-0-1 | 15-3-2 | DNP | 2-4-0 | 0-3-0 | 4-5-1 | 4-6-0 | 2-2-0 | 9-5-2 | | | | | | | | | |
| CINCINNATI | 12/28/11 | 55-66 | L | DNP | 7-0-5 | DNP | 13-1-3 | 4-6-0 | 0-1-0 | 4-6-0 | 0-1-3 | 14-4-2 | | | | | | | | | |
| UMBC | 12/29/11 | 57-52 | W | DNP | 7-1-1 | DNP | 9-5-2 | 3-1-0 | 0-1-1 | 4-5-0 | 5-11-0 | 18-6-2 | | | | | | | | | |
| at Clemson | 01/02/12 | 55-33 | W | 0-0-0 | 24-4-3 | 0-0-0 | 3-1-5 | DNP | 0-4-1 | 8-2-0 | 0-0-1 | 12-6-2 | | | | | | | | | |
| at Boston College | 01/05/12 | 38-35 | W | DNP | 4-1-2 | DNP | 6-2-2 | DNP | 4-5-0 | 2-3-0 | 3-1-0 | 15-1-4 | | | | | | | | | |
| FLORIDA STATE | 01/08/12 | 40-75 | L | 0-0-0 | 4-2-5 | 0-0-0 | 8-1-3 | DNP | 2-1-1 | 2-1-0 | 3-3-1 | 4-3-0 | | | | | | | | | |
| at Virginia | 01/12/12 | 39-52 | L | DNP | 14-3-1 | DNP | 7-5-5 | DNP | 0-2-0 | 6-6-0 | 2-4-0 | 10-3-4 | | | | | | | | | |
| DUKE | 01/15/12 | 34-61 | L | 0-1-0 | 2-1-4 | 0-1-0 | 11-2-3 | DNP | DNP | 6-4-0 | 0-4-0 | 9-6-3 | | | | | | | | | |
| NORTH CAROLINA | 01/19/12 | 37-56 | L | 0-0-0 | 7-2-1 | 0-0-0 | 0-3-1 | DNP | DNP | 8-6-3 | 4-4-1 | 16-4-1 | | | | | | | | | |
| at Miami | 01/23/12 | 48-79 | L | 0-0-0 | 15-3-2 | 0-1-0 | 1-6-2 | DNP | 0-1-0 | 0-3-0 | 2-2-0 | 18-4-1 | | | | | | | | | |
| at Maryland | 01/26/12 | 75-69 | W | DNP | 15-0-2 | DNP | 7-7-4 | DNP | 0-1-0 | 14-6-0 | 2-1-0 | 31-5-3 | | | | | | | | | |
| NC STATE | 01/29/12 | 53-65 | L | DNP | 16-0-3 | DNP | 6-7-2 | DNP | 4-6-0 | 4-2-0 | 1-3-0 | 16-5-0 | | | | | | | | | |
| CLEMSON | 02/03/12 | 51-55 | LOT | DNP | 14-1-2 | DNP | 4-7-4 | DNP | 3-6-0 | 10-6-0 | 2-2-0 | 13-9-1 | | | | | | | | | |
| at Florida State | 02/05/12 | 60-78 | L | 0-0-0 | 16-0-3 | 0-1-0 | 1-6-1 | DNP | 0-1-0 | 18-3-0 | 0-2-0 | 17-3-5 | | | | | | | | | |
| BOSTON COLLEGE | 02/13/12 | 60-64 | L | DNP | 22-2-2 | DNP | 8-5-6 | DNP | 4-5-0 | 10-5-0 | 0-0-0 | 11-6-4 | | | | | | | | | |
| at Duke | 02/15/12 | 45-67 | L | DNP | 19-3-2 | 0-0-0 | 5-5-5 | DNP | 4-5-0 | 4-2-0 | 2-2-0 | 6-4-0 | | | | | | | | | |
| VIRGINIA | 02/19/12 | 40-66 | L | 0-0-1 | 13-6-1 | 0-0-0 | 9-2-2 | 2-2-0 | 1-0-0 | 5-6-1 | 5-1-0 | 3-2-2 | | | | | | | | | |
| GEORGIA TECH | 02/23/12 | 66-76 | L | DNP | 21-1-0 | DNP | 13-3-5 | 6-3-0 | DNP | 11-2-3 | 0-0-0 | 12-3-4 | | | | | | | | | |
| at Wake Forest | 02/26/12 | 39-68 | L | 0-1-0 | 2-3-1 | 0-0-0 | 14-5-2 | 0-0-0 | DNP | 2-4-0 | 10-5-0 | 11-4-2 | | | | | | | | | |
| vs Wake Forest | 03/01/12 | 74-80 | L | DNP | 20-3-4 | DNP | 7-3-5 | 12-4-0 | DNP | 1-5-0 | 4-3-1 | 23-5-1 | | | | | | | | | |



Alyssa Fenyn

| Opponent | Date | Score | WL | 32 | | 33 | | 43 | |
|-----------------------|----------|-------|-----|-------|---------|-------------|--|----|--|
| | | | | AYERS | CONYERS | HINES-ALLEN | | | |
| at Old Dominion | 11/11/11 | 77-65 | W | 0-3-0 | 0-0-1 | 5-5-0 | | | |
| CHARLOTTE | 11/16/11 | 65-71 | LOT | 4-4-0 | 0-2-0 | 10-7-1 | | | |
| at George Washington | 11/19/11 | 55-48 | W | 6-0-1 | 1-3-0 | 4-4-2 | | | |
| WILLIAM & MARY | 11/21/11 | 59-78 | L | 2-5-0 | 0-0-1 | 2-3-0 | | | |
| at Saint Mary's (CA) | 11/25/11 | 47-60 | L | 2-3-0 | 0-0-0 | 0-4-1 | | | |
| vs Minnesota | 11/26/11 | 64-65 | L | 0-0-0 | 5-0-0 | 0-0-0 | | | |
| at Iowa | 11/30/11 | 47-58 | L | 0-0-0 | 0-1-1 | 6-8-0 | | | |
| at Penn State | 12/06/11 | 28-66 | L | DNP | 0-0-0 | 4-12-0 | | | |
| NC CENTRAL | 12/11/11 | 70-52 | W | DNP | 0-1-1 | 14-10-0 | | | |
| at UCF | 12/18/11 | 32-41 | L | DNP | 4-0-1 | 6-8-2 | | | |
| at Florida Gulf Coast | 12/21/11 | 41-69 | L | DNP | 3-2-0 | 2-4-2 | | | |
| CINCINNATI | 12/28/11 | 55-66 | L | DNP | 0-2-1 | 13-12-0 | | | |
| UMBC | 12/29/11 | 57-52 | W | DNP | 2-4-1 | 9-7-2 | | | |
| at Clemson | 01/02/12 | 55-33 | W | DNP | 0-2-0 | 8-10-1 | | | |
| at Boston College | 01/05/12 | 38-35 | W | DNP | 0-0-1 | 4-8-3 | | | |
| FLORIDA STATE | 01/08/12 | 40-75 | L | DNP | 0-0-0 | 17-1-1 | | | |
| at Virginia | 01/12/12 | 39-52 | L | DNP | 0-2-1 | 0-5-0 | | | |
| DUKE | 01/15/12 | 34-61 | L | DNP | 0-1-0 | 6-2-0 | | | |
| NORTH CAROLINA | 01/19/12 | 37-56 | L | DNP | 2-2-0 | 0-10-1 | | | |
| at Miami | 01/23/12 | 48-79 | L | DNP | 3-2-0 | 9-6-0 | | | |
| at Maryland | 01/26/12 | 75-69 | W | DNP | 1-0-0 | 5-9-0 | | | |
| NC STATE | 01/29/12 | 53-65 | L | DNP | 0-0-0 | 6-13-0 | | | |
| CLEMSON | 02/03/12 | 51-55 | LOT | DNP | 0-1-2 | 5-16-1 | | | |
| at Florida State | 02/05/12 | 60-78 | L | DNP | 0-0-0 | 8-2-1 | | | |
| BOSTON COLLEGE | 02/13/12 | 60-64 | L | DNP | 0-1-1 | 5-8-1 | | | |
| at Duke | 02/15/12 | 45-67 | L | DNP | 0-4-0 | 5-10-1 | | | |
| VIRGINIA | 02/19/12 | 40-66 | L | DNP | 0-1-0 | 2-5-1 | | | |
| GEORGIA TECH | 02/23/12 | 66-76 | L | DNP | DNP | 3-6-1 | | | |
| at Wake Forest | 02/26/12 | 39-68 | L | DNP | 0-1-0 | 0-4-1 | | | |
| vs Wake Forest | 03/01/12 | 74-80 | L | DNP | 0-0-0 | 7-8-2 | | | |



*Amy Wetzel
Doolan was
inducted into
the Virginia
Tech Sports
Hall of Fame in
an on-campus
ceremony on
Sept. 7, 2012.*



HISTORY & RECORDS

VIRGINIA TECH HAS A LONG,
PROUD TRADITION OF SUCCESS

HOKIE HOOPS HISTORY

FROM A HUMBLE BEGINNING MORE THAN 30 YEARS AGO, VIRGINIA TECH WOMEN'S BASKETBALL HAS DEVELOPED INTO ONE OF THE NATION'S TOP COLLEGE PROGRAMS

THE BEGINNINGS

Women's basketball at Virginia Tech began in 1970 as a club sport under the direction of coach Ganna Roberts. John Ristroph coached the squad during the 1972-73 season. In 1973, Joe Sgro, a professor at Tech, took over the team until 1976 when John Wetzel was named head coach. The team gained full varsity status beginning with the 1976-77 season.

TECH'S VARSITY COACHES

The Hokies' first varsity coach was former Tech player and former assistant coach of the NBA's Portland Trail Blazers, John Wetzel. He played on the men's team from 1963-66 and then went on to play pro ball with the Lakers, Suns and Hawks before coming back to Tech to finish his education and coach the women's squad. In his first and only season, his team recorded a 7-9 record.

Taking over for Wetzel in 1977 was Carolyn Owen, whose team registered an 8-16 mark. In 1978, Carol Alfano came on the scene and, in just her second season, guided the Tech women to their first winning record. Alfano coached the Hokies for 19 seasons guiding them to the program's first NCAA appearances in 1994 and 1995.

Bonnie Henrickson became the Hokies' fourth head coach in 1997 and led Tech to five NCAA Tournament and two WNIT bids in her seven seasons.

Beth Dunkenberger became head coach in 2004 and guided Tech to the postseason three times while at the helm. The Hokies received bids to the NCAA Tournament in 2005 and 2006 and advanced to the WNIT Third Round in 2007.

Dennis Wolff was named Tech's seventh varsity head coach on March 22, 2011.

FIRST SCHOLARSHIP PLAYERS

The first women's basketball player to earn any kind of scholarship was Helena Flannagan in 1977, when she received partial aid. Kim Albany (1978-82), who was recruited by Owen, was Tech's first full scholarship player. Also in 1978, Sis Spriggs received a full grant, and partials went to Donna Cooper, Pauline Landis and Sandy Berry.

RETIRED JERSEY

Renee Dennis' No. 44 jersey was retired at the conclusion of her career in 1987. Dennis, from Bridgeport, Conn., is one of only 14 athletes in Tech athletic history to have his or her jersey retired. She was the first female athlete to



Renee Dennis is Tech's all-time leading scorer with 1,791 points.

receive that honor and one of only three so far in Hokie history.

The others to have their jerseys retired are head football coach Frank Beamer, football players Cornell Brown, Carroll Dale, Jake Grove, Frank Loria, Jim Pyne, Bruce Smith and Michael Vick, men's basketball stars Dell Curry, Vernell "Bimbo" Coles, Allan Bristow and Ace Custis, baseball coach Chuck Hartman, baseball player Johnny Oates and volleyball standout Lisa Pikalek.

PROFESSIONAL PLAYERS

Dennis played professionally in Australia, where she was her division's Player of the Year in 1989-90. Wendy Sanders played professionally in Belgium.

Tere Williams became the first Hokie to be selected in the WNBA Draft, when she was picked in the third round by the Phoenix Mercury. Ieva Kublina was drafted in the third round (31st overall) in the 2004 draft by the Indiana Fever.

At the conclusion of the 2005-06 season, the Hokies' Kerri Gardin was selected in the third round (34th overall) of the WNBA Draft by the Chicago Sky.

Nare Diawara was drafted in the third round (30th overall) of the 2007 WNBA Draft by the San Antonio Silver Stars.

Gardin, who played overseas following her collegiate career, became the first Tech player to play and start in a WNBA regular season game in 2008 as a member of the Connecticut Sun.

Ieva Kublina played in Hungary, Gardin in Israel and Lindsay Biggs and Utahya Drye both played professionally in Europe. Kublina competed in the 2008 Summer Olympics in Beijing, China, and Diawara led her Malian National Team to the 20th African Nations Championship in Dakar, Senegal. However, Diawara missed the Olympics due to injury.

ACADEMIC EXCELLENCE

Christi Osborne was named to the CoSIDA Academic All-America first team in 1994-95 and was a second-team member in 1993-94. Brittany Cook was selected to the third team in 2008 as was Laura Haskins in 2009. Several Hokies have been named to the CoSIDA District III Academic All-America team, including Amy Byrne (1988-89), Christi Osborne (1992-93, 1993-94, 1994-95), Maria Albertsson (1997-98, 1998-99), Amy Wetzel (1998-99, 1999-00), Sarah Hicks (2001-02), Erin Gibson (2003-04, 2004-05), Ieva Kublina (2003-04), Carrie Mason (2004-05, 2005-06), Brittany Cook (2007-08) and Laura Haskins (2007-08, 2008-09). Osborne also was a recipient of the Rawlings Scholarship Award (1994-95). Haskins was selected as the first winner of the Kay Yow Award as the ACC Women's Basketball Scholar Athlete of the Year.

BEST OF THE METRO

The Virginia Tech women's basketball team won two championships as a member of the Metro Conference. Tech won the 1994 Metro Conference Tournament by knocking off Virginia Commonwealth, UNC Charlotte and Southern Miss in succession. The Hokies captured the 1995 Metro regular-season championship with a 10-2 league record.

ATLANTIC 10 CHAMPS

The Hokies captured the Atlantic-10 Conference Tournament championship in 1998 with a thrilling 66-64 overtime win over host Massachusetts. Virginia Tech won the Atlantic-10 regular-season title in 1998-99 with a 15-1 league record.

NATIONAL HONORS

Williams and Lisa Witherspoon were named as honorable mentions to the 1999 Associated Press All-America teams. In 1995, Jenny

Root was an honorable mention selection to the Kodak All-America team. The Women's Basketball News Service named Tere Williams to the 1998 Freshman All-America third team. In 2008, Brittany Cook was a third-team selection to the ESPN The Magazine All-America team.

ALL-ATLANTIC COAST CONFERENCE

Utahya Drye was a 2010 honorable mention All-ACC selection after leading the Hokies in scoring. Kerri Gardin represented Virginia Tech on the All-Atlantic Coast Conference team, earning honorable mention honors during the 2004-05 season. Gardin averaged a double-double against the rest of the league, with 12.2 points per game during ACC play, while pulling down 10.1 rebounds a contest. Both were team-highs during the conference slate.

Gardin again earned all-conference honors during the 2005-06 season. She was second on the team in scoring with 12.4 points per game, and she led the league in rebounds per contest, pulling down 10.0 per game.

Kirby Copeland was an honorable mention selection for the 2006-07 season. Copeland led the team in scoring (15.0), assists (146) and steals (68).

Brittany Cook, after leading the ACC in scoring, was named to the 2007-08 all-conference second team.

ALL-BIG EAST CONFERENCE

Williams was the first Hokie to be selected for All-BIG EAST honors after being named to the all-conference second team following the 2000-01 season. Ieva Kublina was selected as the 2001-02 BIG EAST Most Improved Player

and was named to the all-conference second team. Sarah Hicks was a member of the 2001-02 all-conference third team. Kublina became the first Tech player to be named to the All-BIG EAST first team in 2002-03, and Carrie Mason was named to the 2003 BIG EAST All-Rookie team. Kublina was selected to the 2004 All-BIG EAST second team.

ALL-ATLANTIC 10 CONFERENCE

The Hokies were well represented on the All-Atlantic 10 Conference teams during their five years in the league. Michelle Houseright was the first Virginia Tech player named to the All-Atlantic 10 team in 1996 as a second-team selection and Lisa Witherspoon was a second-team pick in 1999. Other Hokies named to the team include Tere Williams, a first-team selection in 1999 and 2000 and a second-team member in 1998; Wetzel, a second-team choice in 1999 and 2000; and Chrystal Starling, a member of the third team in 2000.

ALL-METRO CONFERENCE

In 14 seasons as a Metro Conference member, Virginia Tech placed 12 players on the all-conference team, including Jenny Root, who was honored as the 1994-95 Metro Player of the Year. Hokies named to the first team include Taiqua Brittingham (1984), Renee Dennis (1986, '87), Susan Walvius (1986), Amy Byrne (1989) and Root (1994, '95). Second-team selections include Angie Kelly (1986), Maureen Donovan (1987), Michelle Bain (1988), Amy Byrne (1989), Missy Sallade (1989, '90), Jeni Garber (1991), Lisa Griffith (1992), Christi Osborne (1993, '94, '95) and Root (1993).

TOURNAMENT STARS

Virginia Tech players have left their mark in postseason play through the years. Ieva Kublina was named to the 2003 BIG EAST All-Tournament team and to the 2002 WNIT All-Tournament team. Tere Williams (1998) and Amy Wetzel (1999) were named to the All-Atlantic 10 Tournament team, as was Michelle Houseright (1998). Christi Osborne was a three-time member of the All-Metro Tournament team (1992, '93, '94) and was selected as the 1994 Most Valuable Player. Two-time All-Metro tournament members include Taiqua Brittingham (1983-84), Renee Dennis (1986-87), Jeni Garber (1988-89) and Sue Logsdon (1993-94).

FRESHMAN PHENOMS

Freshmen have made an immediate impact on the women's basketball program through the years. Andrea Barbour was a member of the 2007-08 ACC All-Freshman team, and Carrie Mason was named as a 2002-03 honorable mention selection to the WomensCollegeHoops.com All-American Freshman team and was a member of the BIG EAST All-Rookie Team. Williams was named




Jenny Root was the 1995 Metro Conference Player of the Year.

to the 1998 Women's Basketball News Service Freshman All-American third team as well as being named Atlantic 10 Co-Rookie of the Year. Virginia Tech placed one player on the Atlantic 10 All-Rookie team in each of its five seasons in the league. Three Hokies, Garber (1988-89), Logsdon (1990-91) and Osborne (1991-92), were named to the Metro Conference All-Rookie team.


1,000-POINT CLUB

Twenty-two Virginia Tech women's basketball players have reached the 1,000-point plateau, with the most recent being Utahya Drye, who joined the club during the 2009-10 season. Renee Dennis, Tech's all-time leading scorer, totaled 1,791 points during her Tech career. Other Hokies who have reached the 1,000-point plateau are: Tere Williams (1,750), Ieva Kublina (1,647), Jenny Root (1,582), Christi Osborne (1,500), Amy Wetzel (1,444), Carrie Mason (1,369), Chrystal Starling (1,340), Amy Byrne (1,291), Utahya Drye (1,166), Susan Walvius (1,161), Robin Lee (1,147), Dawn Chriss (1,121), Erin Gibson (1,117), Michelle Houseright (1,112), Kirby Copeland (1,094), Sarah Hicks (1,092), Angie Kelly (1,092), Michelle Bain (1,068), Kerri Gardin (1,061), Lisa Griffith (1,033) and Brittany Cook (1,006).



Utahya Drye became the 22nd member of the 1,000-point club last season.

POSTSEASON APPEARANCES



Tere Williams and the Hokies won a first round game in the 2001 NCAA Tournament before losing to Texas Tech in Lubbock, Texas.

1994 NCAA

• Virginia Tech had a 24-5 record and captured the Metro Conference Tournament title to advance to the Hokies' first NCAA Tournament. Tech was seeded eighth in the East Region and played host to Auburn in a first-round game at Cassell Coliseum. Auburn, on the strength of 24 points and 12 rebounds from Danielette Coleman, defeated the Hokies, 60-51. Tech guard Christi Osborne led the Hokies with 22 points and seven rebounds.

1995 NCAA

• Tech kept up its success by claiming the Metro Conference regular-season championship with a 21-8 record. The Hokies, again seeded eighth in the East Region, faced St. Joseph's in the first round at the University of Connecticut's Gampel Pavilion. The Hokies downed the Hawks, 62-52, behind 18 points from Christi Osborne. The Hokies' second-round opponent, UConn, ended up as the 1995 NCAA champion. Guard Jennifer Rizzotti burned the Hokies for 20 points as the Huskies advanced, 91-45.

1998 NCAA

• With former Tech assistant coach Bonnie Henrickson back in Blacksburg as the head coach, the Hokies posted their third trip to the NCAA Tournament in five years. Tech traveled to Gainesville, Fla., as the No. 11 seed in the

NCAA West Region. The Hokies, behind a record-breaking performance from guard Amy Wetzel, surprised sixth-seeded Wisconsin, which was ranked No. 23 at the time, 75-64. Wetzel set a Tech record and tied an NCAA West Region free throw mark by converting 16 free throws for a career-high 28 points. The Hokies, however, would bow out after round two as host Florida, ranked No. 12, won 89-57. Wetzel again led all scorers with 24 points.

1999 NCAA

• The Hokies used the 1999 season to establish themselves as one of the nation's elite programs. Henrickson led Tech to a school-record 28-3 finish, including a 15-1 Atlantic 10 mark. Cassell Coliseum was the site for NCAA First- and Second- Round games. The Hokies dispatched Saint Peter's, 73-48, before defeating Auburn, 76-61, to earn the program's first Sweet 16 appearance. Tech traveled to Greensboro, N.C., to face second-ranked Tennessee in the NCAA East Regional. Behind 27 points from National Player of the Year Chamique Holdsclaw, the Volunteers eliminated Tech, 68-52, to advance.

2000 WNIT

• Virginia Tech posted its third consecutive 20-win season under Henrickson. The Hokies posted a 20-11 record and made their first

appearance in the Women's National Invitational Tournament. Cassell Coliseum was the site of the first-round matchup against Georgia State. The Hokies used a 12-3 run midway through the second half to break open a close contest and went on to win, 80-56. Maryland was the WNIT Sweet 16 opponent two days later, and the two teams battled into overtime. The Terrapins used a 10-2 run in the last 3:11 of the extra session to eliminate the Hokies, 68-60.

2001 NCAA

• Tech received an at-large bid to the NCAA Midwest Regional as a No. 7 seed. The Hokies had compiled a 21-8 record entering the tournament in their first season in the BIG EAST Conference. Tech finished fourth in the league with an 11-5 record and advanced to the tournament semifinals before being eliminated by eventual national champion, Notre Dame.

Tech's fourth consecutive postseason appearance, and third invitation to the NCAA Tournament in the past four seasons, began with a resounding 77-57 victory over Denver in the first round in Lubbock, Texas. Chrystal Starling led five Hokies in double figures with 20 points as Tech shot 55.3 percent from the field. In the second round, Tech faced Texas Tech on the Lady Raiders' home floor in front of 12,161. The Hokies played a great first half and took a 25-18 lead into the locker room at the intermission. The Lady Raiders, however, exploded in the second half, shooting 63.0 percent and scoring 55 points to defeat the Hokies, 73-52.

2002 WNIT

• Virginia Tech received an invitation to the WNIT, which marked the Hokies' second venture to the tournament and their most successful to date.

The Hokies compiled an 18-10 record entering the WNIT after posting a 15-2 record at one point in the season, the second-best start to a season in the program's history. The two losses were by a total of three points.

Tech's four-game WNIT run, all in the Cassell, opened with a tight 51-45 win over UNC Greensboro.

The second-round contest was a renewal of the rivalry with former A-10 opponent George Washington. Trailing 32-27 at the half, Tech played one of its best halves of the year to win, 68-52.

Vermont was the Hokies' quarterfinal opponent, with the night belonging to senior Sarah Hicks who had 22 points, including four treys. Kublina added 13 points and nine boards as Tech won, 76-48.

Tech's run in the tournament ended in a thrilling 77-72 overtime loss to Houston in front of 5,409 Hokie faithful. Kublina erupted for a career-high 32 points, which was the fourth-

highest single-game total by a Tech player. For her efforts, Kublina was named to the all-tournament team.

2003 NCAA


- Tech made its sixth consecutive postseason appearance following a 21-9 regular season. The Hokies, who lost in the BIG EAST Tournament semifinals to eventual national champion Connecticut, were seeded seventh in the East Regional in West Lafayette, Ind. Freshman Carrie Mason hit a running layup with 1.1 seconds remaining to give Tech a 61-59 win over Georgia Tech. Ieva Kublina led the way with 18 points, followed by Chrystal Starling's 15-point effort. In the second round, the Hokies faced No. 10 Purdue on the Boilermakers home floor. Despite shooting 54.9 percent from the field, Tech fell, 80-62, as the Boilermakers nailed eight three-point shots and forced 20 turnovers.

2004 NCAA

- Tech made its seventh consecutive postseason appearance and seventh NCAA Tournament appearance in the past 11 years following a 22-8 regular season in its final season as a member of the BIG EAST Conference. The Hokies, who lost in the BIG EAST Tournament quarterfinals to eventual national champion Connecticut, were seeded eighth in the East Regional and hosted the first two rounds in Cassell Coliseum. Ieva Kublina scored 26 points to lead the hot-shooting Hokies to an 89-76 first-round win over Iowa.



Ieva Kublina led Tech with 26 points against Iowa in the 2004 NCAA tournament



The Hokies thank their fans following a win over Missouri in the 2006 College Park, Pa., NCAA Regional

Tech built a 40-27 halftime lead by connecting on 51.7 percent from the field and shot a sizzling 67 percent (20-30) in the second half. In addition to Kublina's outburst, Carrie Mason followed with 19 points, including two treys.

The Hokies matched up with the region's top seed and fifth-ranked Penn State in the second round. After leading, 28-25, at the half, Tech saw the Lady Lions put together a 27-5 outburst in the second half to eliminate the Hokies, 61-48, before 7,128 fans, the eighth-largest crowd for a women's contest in Blacksburg. Mason and Kublina again led the way with 16 and 15 points, respectively.

2005 NCAA

- Virginia Tech made its eighth consecutive postseason appearance and eighth NCAA Tournament in the past 12 seasons, following a 17-10 regular season. The Hokies, who lost to Wake Forest in the ACC Tournament, received an at-large bid as the No. 12 seed in the College Park, Md., Regional. Dawn Chriss netted 20 points, but Tech could not overcome a 17-point first-half deficit, falling, 79-78, in front of 3,745 fans to No. 16 DePaul. In addition to Chriss' 20, Kirby Copeland, Erin Gibson and Kerri Garden all reached double figures.

2006 NCAA

- Virginia Tech made its ninth consecutive postseason appearance and ninth NCAA Tournament appearance in the past 13 seasons following a 19-10 regular season. The Hokies posted their first-ever ACC Tournament win, defeating Wake Forest, before falling to Duke in the quarterfinals. Tech earned an at-large bid as the No. 7 seed in the University Park, Pa., Regional.

The Hokies had five players in double figures in the opening round, helping them knock off No. 10 seed Missouri, 82-51. Tech then fell to the No. 2 seed, Connecticut Huskies, 79-56. Dawn Chriss and Kerri Gardin each posted a team-high 16 points while Carrie Mason chipped in 13.

2007 WNIT

- Virginia Tech made it 10 in a row in the postseason with a bid to the WNIT following an 18-15 regular season. After receiving a first-round bye, Tech hosted Western Carolina and used a strong defensive performance in the second half to pull away to a 74-64 victory. A career-high 24 points from Britney Anderson proved not to be enough as the Hokies fell at home to Auburn, 81-74, in the third round.

BIG VICTORIES FOR TECH

VIRGINIA TECH'S WINS OVER NATIONALLY RANKED TEAMS

- In 1984, Tech shocked No. 20 North Carolina, 74-73, behind Renee Dennis' 17 points.

- In 1984, the Hokies defeated No. 16 Louisiana State, 86-77, in the Marriott-Converse Christmas Classic in Blacksburg.


- One of the biggest wins in Tech women's basketball history came in 1985 when Tech upset No. 5 Old Dominion, 73-72. It was the first win over the Lady Monarchs in 11 games.

- In 1987, the Hokies upended 16th-ranked James Madison, 63-61, behind a 16-point, 13-rebound performance from freshman Amy Byrne.

- In the middle of what was then the longest winning streak in school history, the Hokies upset No. 13 South Carolina in 1987 in Blacksburg, 63-59. Amy Byrne led the Hokies with 16 points and 12 rebounds.

- Virginia Tech upset No. 18 Southern Mississippi, 60-59, in a Cassell Coliseum barn-burner on Feb. 28, 1994. Guard Lisa Leftwich, who led Tech with 18 points, hit a key finger roll with 42 seconds remaining.

- In one of the biggest games in the program's history, Tech defeated No. 19 Southern Mississippi in the final of the 1994 Metro Conference Tournament, 83-76. The win gave Tech its first Metro Tournament title and sent the Hokies to the NCAA Tournament for the first time in their history.



The Hokies upset No. 24 Wisconsin, 75-64, in the 1998 NCAA First Round



The Hokies celebrate a 1998 win over No. 6 Duke at Cameron Indoor Stadium.

- The Hokies knocked off No. 9 Virginia, 69-62, in Cassell Coliseum on Jan. 13, 1995. The win propelled Virginia Tech into the national rankings for the first time. Christi Osborne, Angela Donnell, Jenny Root and Terri Garland all scored in double figures for the Hokies.

- Tech downed No. 24 Wisconsin, 75-64, in the first round of the 1998 NCAA Regional in Gainesville, Fla. Guard Amy Wetzel converted a school-record 16-of-17 free-throw attempts and scored 28 points to pace the Hokies.

- The Hokies traveled to “Tobacco Road” on Nov. 17, 1998, to knock off sixth-ranked and eventual national runner-up Duke, 72-70, at Cameron Indoor Stadium. An injured Kim Seaver came off the bench to lead Tech with 14 points and nine rebounds.

- Tech defeated in-state rival and 17th-ranked Virginia, 81-65, on Nov. 30, 1998, at Cassell Coliseum. Tere Williams recorded her second straight double-double of the season with 21 points and 10 rebounds.

- On Nov. 30, 2000, Amy Wetzel hit a running 10-footer off the glass with 3.7 seconds remaining to give the Hokies a 57-56 win over 17th-ranked Virginia. The win marked the second consecutive time the Hokies had beaten the Cavaliers in Cassell Coliseum.

- Virginia Tech used a 13-0 run over the final five minutes to pick up a come-from-behind 65-59 win over No. 24 Villanova on Jan. 23, 2001. Tere Williams led Tech with 22 points followed by Amy Wetzel with 18.

- The Hokies made an impressive debut in the BIG EAST Tournament on March 4, 2001, as they knocked off 23rd-ranked Villanova for the second time during the 2000-01 season with a 73-67 win in the tournament quarterfinals in Storrs, Conn. Chrystal Starling came off the bench to lead Tech with 21 points, while Williams chipped in with 20.

- On Nov. 19, 2001, Tech used a stingy defense and clutch free-throw shooting in the closing seconds to defeat No. 16 Old Dominion, 68-62. The Hokies held the Monarchs to only 37.7 percent from the field. Chrystal Starling led Tech with 20 points, while Sarah Hicks added 14.

- The Hokies put together one of their best performances of the season on Jan. 9, 2002, with a 72-53 win over 24th-ranked Boston College. Tech shot a sizzling 59.1 percent from the field while holding the Eagles to only 31.1 percent. Ieva Kublina led the way with 19 points, 11 rebounds and five blocks, while Chrystal Starling also contributed 19 points.

- Chrystal Starling, second in career free-throw and field-goal percentage, came through in the clutch on Jan. 22, 2003, in Tech’s 66-64 overtime win over No. 23 Rutgers. She was



Amy Wetzel hits the game-winner over No. 17 UVa in 2000.

fouled with 1.2 seconds remaining in overtime, and the senior calmly drained both free throws for the victory. Starling led Tech with 21 points, 16 of which came in the second half and overtime.

- The Hokies used long-range shooting to pull off a 74-70 overtime victory against 23rd-ranked Boston College on March 9, 2003, in the BIG EAST quarterfinals. After forcing the extra period with some clutch free-throw shooting, Tech nailed three treys in the extra session to seal the win. Kublina registered 20 points, including two three-point baskets, while Starling added 18, and Dawn Chriss chipped in with 14 points.

- Tech proved there is a first time for everything as the Hokies defeated 24th-ranked Virginia, 63-62, on Nov. 23, 2003, for their first win in Charlottesville as a varsity team. The Hokies survived a furious Cavalier rally in the second half after leading by as many as 14 points. UVa had two game-winning attempts in the final five seconds that missed their mark and gave Tech its historic win. Carrie Mason led the way with 18 points, including three treys.

- Virginia Tech jumped out to an early 27-9 lead and never looked back in a 63-50 win over No. 19/24 Villanova on Jan. 14, 2004. Tech dominated the boards, holding a commanding

39-24 advantage, and shot 51.1 percent from the field. Kerri Gardin and Dawn Chriss led a balanced attack with 14 and 12 points, respectively.

- Tech placed five players in double figures while cruising to a 80-64 win over 24th-ranked Boston College on Jan. 24, 2004. After trailing, 33-31, at the half, the Hokies exploded for 49 second-half points, securing the win. Ieva Kublina led the way with 17 points, followed by Carrie Mason with 16. Erin Gibson and sophomore Dawn Chriss had 14 each, and Kerri Gardin added 13.

- The Hokies stunned No. 12 Texas Tech in Las Vegas, 71-70, in overtime on Dec. 19, 2004. After trailing by eight in the first half, Tech tallied 41 points in the second half and shot 60 percent in overtime for the victory. Carrie Mason had 12 points, while Erin Gibson and Nare Diawara each hit for 11.

- Tech closed out its final regular-season away game with an 87-79 upset of No. 22/23 Maryland on Feb. 24, 2005. The Hokies connected on 54 percent of their attempts in the game, while holding the Terps to 46 percent from the floor. Tech netted 48 points in the first half en route to a nine-point halftime lead. Kerri Gardin posted a double-double with 19 points and 12 rebounds, while Dawn Chriss also tallied a team-high 19 points in the win.

- On Jan. 8, 2006, the 25th-ranked Virginia Tech Hokies upended No. 19 Boston College, 67-62, in Blacksburg, Va. The Hokies rallied in the second half, outscoring their counterparts by 11 in the final 20 minutes for the win. Tech’s defense stymied the Eagles, forcing them into 30 turnovers in the first ACC match-up of former BIG EAST foes.

- The 79-64 upset win on Jan. 14, 2010, over No. 10 North Carolina was an evening full of highlights for the Virginia Tech women’s basketball program. The victory was Tech’s first win over a nationally-ranked opponent since a Jan. 8, 2006, home victory over No. 19 Boston College. The win also marked the first triumph over a top-10 opponent since Tech pulled off a 72-70 win on Nov. 15, 1998 at No. 6 Duke. Additionally, the victory was only the second-ever in Cassell Coliseum against a top-10 team with the other occurring on Jan. 13, 1995, in a 69-62 win over No. 9 Virginia.

- Tech traveled to No. 8 Maryland on Jan. 25, 2012. The Terrapins held the 34-31 advantage at halftime, but the underdog Hokies outscored Maryland 44-35 in the second period to pull off the upset on the road. The win marked just the third win in program history over a team ranked eighth or higher. The last win Tech had over a top-8 team was over ten years earlier when the Hokies defeated No. 6 Duke in 1998. Monet Tellier scored 31 points, hitting five three pointers and went 10-of-11 from the free throw line.

MILESTONE WINS

Virginia Tech's 250th win was one of the biggest in its history, as the Hokies knocked off Southern Mississippi in the final game of the 1994 Metro Conference Tournament to earn the program's first bid to the NCAA Tournament.



FIRST VARSITY WIN

The Virginia Tech women's basketball team earned its first win as a varsity sport by defeating Bridgewater College, 59-55, on Dec. 14, 1976. The Hokies, who overcame a five-point deficit, outscored the Eagles by nine points down the stretch to clinch the win. Sophomore Gail Kelley led the way with 17 points, followed by Karen Garbis' 13.

50TH WIN

Tech's 50th win came on Jan. 28, 1981, against James Madison. Sis Spriggs was one of three Hokies in double figures with 15 points as Tech downed the Dukes, 66-58. Also in double figures were Tammie Edwards with 13 and Maureen Corrigan, who had 10 points as well as 10 rebounds.

100TH WIN

The Hokies hit the century mark by upsetting nationally ranked North Carolina, 74-73, in a thriller at Roanoke, Va., on Dec. 1, 1984. Tech was paced by Renee Dennis' 17-point performance, but a number of players shined in the upset victory. Susan Walvius, a 6-2 center, added 16 points and five rebounds, guard Angie Kelly chipped in 15 points and guard Maureen Donovan contributed seven points and six rebounds.

150TH WIN

Tech registered win No. 150 on Jan. 16, 1988, when it squeaked past Louisville in Blacksburg, 68-67. Keying the victory was center Michelle Bain, who tallied 19 points and nine rebounds, while forward Wendy Sanders pumped in 16 points. Point guard Denise Kayajian had a career-high (at the time) eight assists to go along with nine points against the Lady Cardinals.

200TH WIN

Tech won its 200th game on Dec. 30, 1991, in the final of the 1991 Diamond Club Classic when it downed UNC Greensboro, 84-65, in Cassell Coliseum. Phyllis Tonkin scored 20 points and grabbed nine rebounds to lead the Tech women. Lisa Griffith kicked in 17 points, while Dayna Sonovick had nine rebounds and six assists.

250TH WIN

The Hokies won their 250th career game on March 9, 1994, by knocking off 19th-ranked Southern Mississippi, 83-76, in the final of the 1994 Metro Conference Tournament in Biloxi, Miss. Southern Miss was the tournament's top seed. Christi Osborne led the way with 19 points, while Sue Logsdon had 18. Lisa Leftwich pitched in with 17, and Jenny Root contributed 14.

300TH WIN

Tech posted its 300th win in the program's history on Jan. 2, 1998, in an 84-60 win over Rhode Island in the Hokies' 1997-98 conference opener. The Cassell Coliseum crowd witnessed an outstanding performance from guard Amy Wetzel, who finished with 14 points and three steals. The win also marked Bonnie Henrickson's first Atlantic-10 Conference win as a head coach.

350TH WIN

Tech picked up win No. 350 on Jan. 6, 2000, when it coasted to an 81-38 win over Rhode Island. The victory also was Tech's 200th in Cassell Coliseum. The Hokies opened the game on a 12-0 run and cruised to a 42-16 halftime lead. The Hokies placed five players in double figures led by Nicole Jones, Kim Seaver, Chrystal Starling and Tere Williams with 12 points each. Tech outrebounded the Rams, 44-24, and blocked seven shots in the victory.

400TH WIN

The Hokies recorded win No. 400 on Jan. 19, 2002, with a 69-50 win over St. John's. Tech jumped out to a 39-20 halftime lead and cruised to the victory behind 16 points from Chrystal Starling along with Nicole Jones' 12 points and Sarah Hicks' 11. The Hokies held the Red Storm to only 30.8 percent from the field, while shooting a sizzling 64.0 percent in the first half.

450TH WIN

Win No. 450 on March 6, 2004, did not come easy as Tech found itself trailing Georgetown, 40-28, early in the second half of the 2004 BIG EAST Championship first-round contest. The Hokies cut the deficit to six points, 43-37, then ripped off 17 unanswered points and went on to a 56-47 victory. Tech outscored Georgetown, 28-7, over the final 14 minutes of the contest. Carrie Mason and Kerri Gardin led the comeback with 14 points each.

500TH WIN

The Hokies received strong performances from center Nare Diawara and forward Brittany Cook to defeat UNC Greensboro, 56-45, and record the 500th victory in the program's history on Jan. 10, 2007. Diawara recorded a double-double with 18 points and 12 rebounds, while Cook contributed 12 points and seven rebounds.

550TH WIN

Sophomore Shanel Harrison tallied 20 points to led the Hokies to win No. 550 on senior night in a 70-69 win over Clemson. Senior Lindsay Biggs and Utahya Drye scored the final 10 points for Tech down the stretch to preserve the victory. Drye finished her final home game with 13 points while Biggs chipped in 10.

CONFERENCE TIMELINE

- Feb. 25-26, 1921 - Tech, under the leadership of athletics director C.P. "Sally" Miles, joined the Southern Intercollegiate Conference as a charter member. Other members included Alabama, Alabama Polytechnic Institute (Auburn), Clemson, Georgia, Georgia School of Technology (Georgia Tech), Kentucky, Maryland, Mississippi Agricultural and Mechanical College (Mississippi State), North Carolina, North Carolina State, Tennessee, Virginia and Washington and Lee. In 1922, Louisiana State, Mississippi, South Carolina, Vanderbilt and Tulane joined the conference.

- December 1923 - The name of the conference was officially changed to the Southern Conference. Also, conference officials added the University of the South to the conference. The following year, VMI joined the conference, and in 1929, Duke joined.

- 1932 - It was agreed that the 13 southern-most members should form a separate conference. The Southeastern Conference, thus, was formed with Alabama, Auburn, Florida, Georgia, Georgia Tech, Kentucky, LSU, Mississippi, Mississippi State, Sewanee, Tennessee, Tulane and Vanderbilt as the members.

- 1953 - Seven colleges withdrew to form the Atlantic Coast Conference: Clemson, Duke, North Carolina, North Carolina State, Maryland, South Carolina and Wake Forest College.

- June 1965 - Tech withdrew from the Southern Conference.

- July 1965-May 1978 - Tech competed as an independent in virtually every varsity sport.

- May 1978 - Tech ended its 13-year status as a major independent by accepting a bid to join the Metropolitan Collegiate Athletic Conference (a.k.a. the Metro) for all sports except football.

The Hokies joined Cincinnati, Florida State, Louisville, Memphis State, St. Louis and Tulane in the Metro, which was founded in 1975.

- Feb. 5, 1991 - After 26 years as a football independent, Tech officially accepted a bid to join the newly-created BIG EAST Football Conference. Tech joined Miami, Syracuse, Boston College, Pittsburgh, West Virginia, Temple and Rutgers as charter members of the conference.

- January 1995 - Five Metro members - UNC Charlotte, Tulane, Louisville, Southern Miss and South Florida - voted Tech and

Virginia Commonwealth out of the league. At the time, those schools were planning a merger with other Midwestern schools (hence, the birth of Conference USA), and the Hokies and Rams were not interested in such a merger. As a result, those five league members decided to vote them out of the league.

- Feb. 3, 1995 - Tech, VCU and the Metro agreed to a \$2.27 million settlement which the Hokies and Rams split. A portion of conference revenue was going to be withheld from the two schools, but this settlement put an end to the issue.

- Two weeks later, 1995 - Tech joined the Atlantic 10 Conference for all sports except football, which was in the BIG EAST, and wrestling, which was in the Colonial. (Tech wrestling later began competition in the Eastern Wrestling League in 1997).

- June 24, 1999 - Tech received a proposal from the BIG EAST Conference, inviting the school to join the conference for all sports.

- July 20, 1999 - Tech submitted a counterproposal, addressing financial issues that the school had with the original proposal. BIG EAST athletic directors addressed those concerns at the athletics directors' meetings in mid-July and submitted the proposal to each school's respective president for a vote.

- Aug. 24, 1999 - Tech and the BIG EAST announced that the Hokies would join the conference for all sports beginning in 2001-02.

"Virginia Tech is thrilled to become a full member of the BIG EAST Conference and looks forward to its academic and athletic associations with the entire conference membership," Tech president Paul Torgersen said.

- November 2, 1999 - BIG EAST Conference presidents voted to advance Virginia Tech's participation as a full member to July 1, 2000.

- June 18, 2003 - In a surprise move, presidents of Atlantic Coast Conference schools privately dropped a plan to invite Miami, Boston College and Syracuse and instead voted on inviting Virginia Tech and Miami. This came after five



Jim Weaver shakes hands with ACC Commissioner John Swofford as Virginia Tech is officially introduced as the 10th member of the Atlantic Coast Conference.

weeks of negotiations with the other three schools for ACC invitations.

- June 19, 2003 - Responding to speculation that Virginia Tech had been invited to join the ACC, the university issued a release stating that no offer had been extended officially or unofficially.

- June 24, 2003 - Presidents of Atlantic Coast Conference schools held a teleconference and voted to begin the official process of offering invitations to Virginia Tech and Miami.

- June 25, 2003 - Atlantic Coast Conference officials made an official site visit to Virginia Tech, which the Hokies passed with flying colors. This was the final step before an official invitation could be extended.

- June 27, 2003 - Virginia Tech President Charles Steger announced that the Hokies had officially accepted the ACC's invitation to join the conference.

"Today we have received the formal offer of membership, which we will accept," Steger said. "We know that this affiliation will be good for our students, athletes, fans and communities for many years to come."

- July 1, 2003 - Virginia Tech and Miami were officially introduced as the 10th and 11th members of the Atlantic Coast Conference at a press conference in Greensboro, N.C.

"I'm excited for our fans and our constituency," athletics director Jim Weaver said. "This membership is something that the fan base and alumni and friends of Virginia Tech have wanted for a long time. It's home for us. We've had prior relationships with these institutions for many years and this is something our fans are excited about. I'm happy for them, for our coaches and for our student-athletes."

- July 1, 2004 - The Hokies officially joined the ACC on July 1, 2004, and began play in the 2004-05 academic year in all sports.

INDIVIDUAL RECORDS

MOST POINTS

Game _____ 36 - Brittany Cook at Miami, 2/11/08
 Season _____ 561 - Amy Byrne, 1989-90
 ACC Game _____ 36 - Brittany Cook at Miami, 2/11/08
 ACC Season _____ 250 - Brittany Cook, 2007-08
 ACC Tourn. Game _____ 21 - Utahya Drye vs. Virginia, 3/5/09

HIGHEST SCORING AVERAGE

Season _____ 20.0 - Amy Byrne, 1989-90
 ACC Season _____ 17.9 - Brittany Cook, 2007-08

MOST FIELD GOAL ATTEMPTS

Game _____ 30 - Renee Dennis, vs. Memphis State, 2/7/87
 Season _____ 472 - Renee Dennis, 1986-87
 ACC Game _____ 25 - Andrea Barbour vs Maryland, 2/4/08
 ACC Season _____ 200 - Kirby Copeland, 2006-07
 ACC Tourn. Game _____ 20 - Kirby Copeland vs. Boston College, 3/1/07

MOST FIELD GOALS MADE

Game _____ 15 - Brittany Cook at Miami, 2/11/08
 Season _____ 212 - Renee Dennis, 1986-87
 ACC Game _____ 15 - Brittany Cook at Miami, 2/11/08
 ACC Season _____ 97 - Brittany Cook, 2007-08
 ACC Tourn. Game _____ 9 - Dawn Chriss vs. Wake Forest, 3/4/05
 vs. Wake Forest, 3/2/06

MOST 3-POINT FIELD GOAL ATTEMPTS

Game _____ 15 - Jeni Garber vs. South Carolina 2/16/91
 Sarah Hicks vs. Duke, 12/08/99
 Season _____ 224 - Jeni Garber, 1990-91
 ACC Game _____ 12 - Lindsay Biggs at North Carolina, 2/5/09
 ACC Season _____ 111 - Lindsay Biggs, 2008-09
 ACC Tourn. Game _____ 7 - Carrie Mason vs. Wake Forest, 3/2/06

MOST 3-POINT FIELD GOALS MADE

Game _____ 8 - Jeni Garber vs. South Carolina, 2/16/91
 Season _____ 71 - Lindsay Biggs, 2008-09
 ACC Game _____ 7 - Lindsay Biggs at Maryland, 1/18/09
 ACC Season _____ 38 - Lindsay Biggs, 2008-09
 ACC Tourn. Game _____ 3, Carrie Mason vs. Wake Forest, 3/2/06
 Nikki Davis vs. Georgia Tech, 3/3/11

MOST CONSECUTIVE GAMES SCORING A 3-POINTER

Career _____ 18 - Jeni Garber, 1988-91
 ACC Career _____ 10 - Carrie Mason, 2004-05 & 2005-06

BEST FIELD-GOAL PERCENTAGE

Game (min. 9 att.) _____ 1.000 (9-9) - Amy Byrne vs. Kentucky, 2/19/89
 1.000 (9-9) - Nicole Jones vs. Fordham, 1/2/99
 Season (min. 200 att.) _____ 60.2 (192-319) - Tere Williams, 1998-99
 ACC Game (min. 5 made) _____ 100.0 (5-5), Megan Finnerty vs. Wake Forest, 1/31/05
 Shani Grey at North Carolina, 2/5/09
 ACC Season (min. 150 att.) _____ 50.9 (84-165), Britney Anderson, 2004-05
 ACC Tourn. Game (min. 10 att.) _____ 75.0 (9-12) Dawn Chriss vs. Wake Forest, 3/2/05

MOST FREE THROWS ATTEMPTED

Game _____ 18 - Nikki Davis at Miami, 1/24/10
 Season _____ 203 - Amy Byrne, 1989-90
 Amy Wetzel, 1998-99
 ACC Game _____ 18 - Nikki Davis at Miami, 1/24/10
 ACC Season _____ 63 - Dawn Chriss, 2004-05
 ACC Tourn. Game _____ 9 - Nare Diawara vs. Boston College, 3/1/07
 vs. North Carolina, 3/2/07

MOST FREE THROWS MADE

Game _____ 16 - Amy Wetzel vs. Wisconsin, 3/14/98
 Season _____ 153 - Amy Wetzel, 1998-99
 ACC Game _____ 14 - Nikki Davis at Miami, 1/24/10
 ACC Season _____ 50 - Dawn Chriss, 2004-05
 Nare Diawara, 2006-07
 ACC Tourn. Game _____ 9 - Nare Diawara vs. North Carolina, 3/2/07

BEST FREE-THROW PERCENTAGE

Game (min. 10 made) _____ 1.000 (13-13) Sue Logsdon vs. William & Mary, 1/2/91
 (11-11) Christi Osborne vs. Va. Commonwealth, 2/1/94
 Season _____ .889 (72-81), Sue Logsdon, 1990-91
 ACC Game (min 9 made) _____ 1.000 (9-9) Brittany Cook at Wake Forest, 2/7/08
 ACC Season _____ 89.3 (25-28), Brittany Cook, 2006-07
 ACC Tourn. Game (min. 9 made) _____ 1.000 (9-9) Nare Diawara
 vs. North Carolina, 3/2/07

MOST CONSECUTIVE FREE THROWS MADE

Season _____ 38 - Christi Osborne, 1993-94
 ACC Season _____ 19 - Brittany Cook, 2006-07

MOST REBOUNDS

Game _____ 21 - Karen Garbis vs. James Madison, 2/16/78
 Nicole Jones vs. Hampton, 12/29/99
 Kerri Gardin vs. Virginia, 2/13/05
 Season _____ 289 - Kerri Gardin, 2005-06
 ACC Game _____ 21 - Kerri Gardin vs. Virginia, 2/13/05
 ACC Season _____ 141 - Kerri Gardin 2004-05
 ACC Tourn. Game _____ 15 - Kerri Gardin vs. Duke, 3/3/06

BEST REBOUNDING AVERAGE

Season _____ 10.0 - Kerri Gardin, 2005-06
 ACC Season _____ 10.1 - Kerri Gardin, 2004-05

MOST STEALS

Game _____ 9 - Taiqua Brittingham vs. Northwestern, 12/22/83
 Season _____ 86 - Lisa Witherspoon, 1998-99
 ACC Game _____ 7 - Kerri Gardin vs. Duke, 2/6/06
 ACC Season _____ 36 - Kerri Gardin, 2005-06
 Nikki Davis, 2008-09
 ACC Tourn. Game _____ 6 - Kirby Copeland vs. Duke, 3/3/06

MOST ASSISTS

Game _____ 13 - Lisa Leftwich vs. Virginia Commonwealth, 2/8/92
 Lisa Witherspoon vs. Dayton, 1/4/99; and vs. Xavier, 2/28/99
 Season _____ 246 - Lisa Witherspoon, 1998-99
 ACC Game _____ 11 - Nikki Davis vs. North Carolina, 1/14/10
 ACC Season _____ 62 - Laura Haskins, 2008-09
 ACC Tourn. Game _____ 6 - Kirby Copeland vs. North Carolina, 3/2/07

MOST BLOCKED SHOTS

Game _____ 9 - Susan Walvius vs. Florida State, 1/4/86
 vs. Virginia, 12/10/85 and vs. Marshall, 2/12/85
 Season _____ 93 - Susan Walvius, 1985-86
 ACC Game _____ 6 - Eleanor Brentnall vs. North Carolina, 1/10/08
 ACC Season _____ 23 - Nare Diawara, 2006-07
 ACC Tourn. Game _____ 2 - Nare Diawara vs. Boston College, 3/1/07
 Amber Hall vs. Boston College, 3/6/08
 Eleanor Brentnall vs. Boston College, 3/6/08
 Brittany Gordon vs. Boston College, 3/4/10
 Taylor Ayers vs. Georgia Tech, 3/3/11
 Shanel Harrison vs. Georgia Tech, 3/3/11

MOST MINUTES PLAYED

Game _____ 54 - Amy Wetzel vs. Dayton, 2/27/99 (3 OT)
 Katie O'Connor vs. Dayton, 2/27/99, (3 OT)
 Season _____ 1,110 - Carrie Mason, 2003-04
 ACC Game _____ 50 - Carrie Mason vs. Florida State, 2/19/05, (3OT)
 ACC Season _____ 495 - Brittany Cook, 2007-08
 ACC Tourn. Game _____ 39 - Utahya Drye vs. Virginia, 3/5/09

CONSECUTIVE DOUBLE-FIGURE SCORING GAMES

Season _____ 28 - Amy Byrne, 1989-90
 Career _____ 38 - Amy Byrne
 ACC Season _____ 8 - Brittany Cook, 2007-08
 ACC Career _____ 8 - Brittany Cook, 2007-08

INDIVIDUAL CAREER RECORDS

Most Points _____ 1,791, Renee Dennis, 115 games, 1983-87
 Best Scoring Average _____ 15.6, Renee Dennis, 115 games, 1983-87
 Most Field Goals Attempted _____ 1,461, Renee Dennis, 115 games, 1983-87
 Most Field Goals Made _____ 694, Tere Williams, 118 games, 1997-01
 Best Field-Goal Percentage _____ .550, Tere Williams, 118 games, 1997-01
 Most Free Throw Attempts _____ 638, Renee Dennis, 115 games, 1983-87
 Most Free Throws Made _____ 489, Amy Wetzel, 129 games, 1996-01
 Best Free-Throw Percentage _____ .829, Christi Osborne, 117 games, 1991-95
 Most Rebounds _____ 853, Tere Williams, 118 games, 1997-01
 Best Rebounding Average _____ 7.2, Tere Williams, 118 games, 1997-01
 Most Assists _____ 635, Lisa Witherspoon, 112 games, 1996-99
 Most Steals _____ 252, Taiqua Brittingham, 105 games, 1981-85
 Most Blocked Shots _____ 257, Ieva Kublina, 126 games, 2000-04
 Most Games Played _____ 129, Amy Wetzel, 1996-01
 Most Games Started _____ 121, Carrie Mason, 2002-06
 Most Minutes Played _____ 4,179, Carrie Mason, 2002-06

TEAM RECORDS

MOST POINTS

Game _____ 117 vs. Mercer, 2/16/87
 Season _____ 2,293 - 30 games, 1983-84
 ACC Game _____ 90 vs. Miami, 2/27/05
 ACC Season _____ 1,044 - 14 games, 2004-05
 ACC Tourn. Game _____ 73 vs. Wake Forest, 3/2/06

MOST POINTS, BOTH TEAMS

Game _____ 201 - VT 117 vs. Mercer 84, 2/16/87
 201 - VT 103 vs. Dayton 98, 1/18/97
 ACC Game _____ 177 - VT 83 at Florida State 94, 2/19/05
 ACC Tourn. Game _____ 150 - VT 60 vs. North Carolina 90, 3/2/07

MOST POINTS, HOME FLOOR

Game _____ 105 vs. Cincinnati, 2/10/84
 _____ vs. Southern Mississippi, 12/28/04
 ACC Game _____ 90 vs. Miami, 2/27/05

MOST POINTS, OPPONENT'S FLOOR

Game _____ 117 vs. Mercer, 2/16/87
 ACC Game _____ 87 at Maryland, 2/24/05

MOST POINTS, ONE HALF

Game _____ 67 (2nd) at Charleston, 12/14/84
 ACC Game _____ 50 (2nd) vs. Virginia 2/15/07
 _____ (2nd) vs. Wake Forest, 2/22/09
 ACC Tourn. Game _____ 44 (2nd) vs. Georgia Tech, 3/3/11

FEWEST POINTS, ONE HALF

Game _____ 12 (1st) vs. Virginia, 1/9/78
 _____ (1st) vs. Mount St. Mary's, 12/9/09
 ACC Game _____ 14 (1st) vs. Florida State, 1/8/12
 ACC Tourn. Game _____ 14 (1st) vs. Georgia Tech, 3/3/11

FEWEST POINTS, BOTH TEAMS

Game _____ 73 - VT 32 at UCF 41, 12/18/11
 VT 38 at Boston College 35, 1/5/12
 ACC Game _____ 73 - VT 38 at Boston College 35, 1/5/12
 ACC Tourn. Game _____ 104 - VT 47 vs. Boston College 57, 3/6/08

LARGEST VICTORY MARGIN

Game _____ 65 vs. Southern Mississippi (105-40), 12/28/04
 ACC Game _____ 45 vs. Miami (90-45), 2/27/05
 ACC Tourn. Game _____ 13 vs. Wake Forest (73-60), 3/2/06

WORST DEFEAT

Game _____ 60 vs. Old Dominion (48-108), 1/27/78
 ACC Game _____ 50 at Duke (40-90), 2/20/11
 ACC Tourn. Game _____ 30 vs. North Carolina (60-90), 3/2/07

MOST POINTS IN A LOSS

Game _____ 90 vs. Clemson, 12/29/84
 ACC Game _____ 83 at Florida State, 2/19/05 (94-83, 3OT)
 ACC Tourn. Game _____ 60 vs. North Carolina, 3/2/07

FEWEST POINTS SCORED

Game _____ 28 at Penn State, 12/6/11
 ACC Game _____ 34 at Duke, 1/15/12
 ACC Tourn. Game _____ 47 vs. Boston College, 3/6/08

FEWEST POINTS ALLOWED

Game _____ 31 vs. Presbyterian, 1/05/09
 ACC Game _____ 33 at Clemson, 1/2/12
 ACC Tourn. Game _____ 54 vs. Boston College, 3/1/07

MOST POINTS ALLOWED

Game _____ 108 vs. Old Dominion, 1/27/78
 ACC Game _____ 102 at North Carolina, 1/04/07
 ACC Tourn. Game _____ 90 vs. North Carolina, 3/2/07

MOST FIELD GOALS MADE

Game _____ 51 vs. Mercer, 2/16/87
 Season _____ 928 - 29 games, 1984-85
 ACC Game _____ 36 at Miami OT, 2/11/08
 ACC Season _____ 390 - 29 games, 2004-05
 ACC Tourn. Game _____ 32 vs. Wake Forest, 3/2/06

MOST FIELD GOALS ATTEMPTED

Game _____ 94 vs. Appalachian State, 11/17/79
 Season _____ 2,009 - 30 games, 1983-84
 ACC Game _____ 88 at Florida State, 2/19/05
 ACC Season _____ 919 - 16 games, 2011-12
 ACC Tourn. Game _____ 67 vs. Wake Forest, 3/4/05

BEST FIELD-GOAL PERCENTAGE

Game _____ 66.1 (37-56) at Appalachian State, 11/28/87
 Season _____ 47.8 (771-1614) - 31 games, 1999-00
 ACC Game _____ 65.2 (30-46) vs. Wake Forest, 2/22/09
 ACC Season _____ 44.3 (280-636) - 14 games, 2002-05
 ACC Tourn. Game _____ 52.5 (32-61), vs. Wake Forest, 3/2/06

MOST THREE-POINT FIELD GOALS MADE

Game _____ 12, vs. Southern Mississippi, 2/13/93
 Season _____ 140 - 32 games, 2001-02
 ACC Game _____ 9 at Maryland, 1/18/09
 ACC Season _____ 62 - 16 games, 2011-12
 ACC Tourn. Game _____ 6 vs. Georgia Tech, 3/3/11

MOST THREE-POINT FIELD GOAL ATTEMPTS

Game _____ 33 vs. Clemson, 2/3/12
 Season _____ 426 - 30 games, 2011-12
 ACC Game _____ 33 vs. Clemson, 2/3/12
 ACC Season _____ 266 - 16 games, 2011-12
 ACC Tourn. Game _____ 13 vs. Georgia Tech, 3/3/11

MOST 3-POINT FIELD GOALS MADE, BOTH TEAMS

Game _____ 22 VT at Maryland, 1/18/09
 ACC Game _____ 22 VT at Maryland, 1/18/09
 ACC Tourn. Game _____ 15, Tech (6) vs. Georgia Tech (9), 3/3/11

MOST 3-POINT FIELD GOAL ATTEMPTS, BOTH TEAMS

Game _____ 50 at Florida Gulf Coast, 12/21/11
 ACC Game _____ 48 at Maryland, 1/18/09
 ACC Tourn. Game _____ 34 vs. Georgia Tech, 3/3/11

MOST FREE THROWS MADE

Game _____ 43 vs. Yale, 1/9/82
 Season _____ 521 - 30 games, 1993-94
 ACC Game _____ 25 vs. North Carolina, 2/17/06
 ACC Season _____ 215 - 14 games, 2004-05'
 ACC Tourn. Game _____ 16 vs. Wake Forest, 3/4/05
 _____ vs. Virginia, 3/5/09

MOST FREE THROWS ATTEMPTED

Game _____ 58 vs. Yale, 1/9/82
 Season _____ 754 - 28 games, 1981-82
 ACC Game _____ 33 at Miami, 1/24/10
 ACC Season _____ 304 - 14 games, 2004-05
 ACC Tourn. Game _____ 25 vs. Virginia, 3/5/09

BEST FREE-THROW PERCENTAGE

Game (min. 10 att.) _____ 1.000 (10-10) vs. Virginia, 2/17/08
 _____ (15-15) vs. William & Mary, 2/4/78
 Season _____ .736 - 30 games, 2007-08
 ACC Game _____ 1.00 (10-10) vs. Virginia, 2/17/08
 ACC Season _____ .737 (182-247) - 14 games, 2006-07
 ACC Tourn. Game _____ .875 (14-16) vs. North Carolina, 3/2/07

MOST REBOUNDS

Game _____ 75 vs. Liberty, 1/8/90
 Season _____ 1,331 - 34 games, 2006-07
 ACC Game _____ 53 at Florida State, 2/19/05
 ACC Season _____ 545 - 14 games, 2004-05
 ACC Tourn. Game _____ 51 vs. Wake Forest, 3/4/05

HIGHEST REBOUNDING AVERAGE

Season _____ 47.6 - 24 games, 1979-80
 ACC Season _____ 37.6 - 14 games, 2006-07

ASSISTS

Game _____ 38 at Mercer, 2/16/87
 Season _____ 492 - 31 games, 1998-99
 ACC Game _____ 25 at Miami, 2/11/08
 ACC Season _____ 214 - 14 games, 2004-05
 ACC Tourn. Game _____ 15 vs. Wake Forest, 3-2-06

BLOCKS

Game _____ 14 vs. East Tennessee State, 12/21/92
 Season _____ 161 - 32 games, 2001-02
 _____ 31 games, 2003-04
 ACC Game _____ 10 vs. Florida State, 1/24/05
 ACC Season _____ 72 - 14 games, 2004-05
 ACC Tourn. Game _____ 6 vs. Boston College, 3/6/08
 _____ vs. Boston College, 3/4/10

STEALS

Game _____ 23 at Florida State, 12/17/79
 Season _____ 324 - 31 games, 2005-06
 ACC Game _____ 17 at North Carolina, 2/11/05
 _____ vs. Clemson, 2/9/06
 _____ vs. Maryland, 2/4/08
 ACC Season _____ 155 - 14 games, 2005-06
 ACC Tourn. Game _____ 11 vs. Duke, 3/3/06


MISCELLANEOUS RECORDS

| | | | |
|---|--|---|----------------------------|
| Tech's All-Time Varsity Record _____ | 568-476 (36 years) | Highest Scoring Average _____ | 78.3, 29 games, 1984-85 |
| Cassell Coliseum Record _____ | 329-155 (67.9 percent) | Lowest Defensive Average _____ | 56.0, 31 games, 2003-04 |
| Consecutive Home Court Wins _____ | 25, 1992-94 | Highest Won-Lost Percentage _____ | .903, 28-3, 1998-99 |
| Record in Metro Conference Tournament _____ | 13-17 | Lowest Won-Lost Percentage _____ | .233, 7-23, 2011-12 |
| Record in Atlantic 10 Conference Tournament _____ | 8-4 | Most Consecutive Winning Seasons.. _____ | 10, 1997-98/2006-07 |
| Record in BIG EAST Conference Tournament _____ | 4-4 | Most Metro Conference Wins (reg. season) _____ | 10, 1994-95 |
| Record in ACC Tournament _____ | 2-7 | Most Atlantic 10 Conference Wins (reg. season) _____ | 15, 1998-99 |
| Largest Margin of Victory at Home _____ | 65 vs. Southern Mississippi (105-40), 12-28-2004 | Most BIG EAST Conference Wins (reg. season) _____ | 11, 2001-02 |
| Worst Defeat at Home _____ | 108-48, Old Dominion, 1977-78 | Most ACC Wins (reg. season) _____ | 6, 2004-05/2005-06/2006-07 |
| Worst Defeat on the Road _____ | 90-40, Duke, 2010-11 | Most Consecutive Metro Wins (reg. season) _____ | 6, 1994-95 |
| Most Games Played _____ | 34, 2006-07 | Most Consecutive Atlantic 10 Wins (reg. season) _____ | 8, 1998-99 |
| Most Wins _____ | 28, 1998-99 | Most Consecutive BIG EAST Wins (reg. season) _____ | 6, 2001-02 |
| Most Losses _____ | 23, 2011-12 | Most Consecutive ACC Wins (reg. season) _____ | 3, 2006-07 |
| Fewest Wins _____ | 7, 1976-77 & 2011-12 | Most Consecutive Metro Losses (reg. season) _____ | 6, 1987-88 |
| Fewest Losses _____ | 3, 1998-99 | Most Consecutive Atlantic 10 Losses (reg. season) _____ | 5, 1996-97 |
| Longest Winning Streak _____ | 18, 1998-99 | Most Consecutive BIG EAST Losses (reg. season) _____ | 3, 2001-02, 2002-03 |
| Longest Losing Streak _____ | 10, 2010-11 | Most Consecutive ACC Losses (reg. season) _____ | 9, 2007-08/2010-11 |

SINGLE-GAME HIGHS



Brittany Cook (above) and Renee Dennis (left) hold Tech's top two single-game scoring highs with 36 and 34 points, respectively.



Kerri Gardin (left) grabbed 21 rebounds in 2005 at home against Virginia to tie the Hokies' record held by Nicole Jones (above) and Karen Garbis.

POINTS (VIRGINIA TECH)

- 36 Brittany Cook at Miami OT, 2/11/08
- 34 Renee Dennis vs. Memphis State, 2/7/87
- 33 Dawn Chriss at Florida State, 2/19/05
- Michelle (Hollister) Houseright vs. Fordham, 3/1/96
- Renee Dennis vs. Florida State, 1/3/87
- 32 Ieva Kublina vs. Houston, 3/23/02
- Jenny Root vs. Morehead State, 2/25/93
- 31 Monet Tellier at Maryland, 1/26/12
- Monet Tellier vs. William & Mary, 11/21/11
- Joyce Waddy vs. Mercer, 2/22/86
- 30 Utahya Drye vs. USC Upstate, 2/2/09
- Dayna Sonovick vs. ETSU, 12/4/91
- Renee Dennis vs. North Carolina, 12/4/85
- 29 Nikki Davis at Miami, 1/24/10
- Andrea Barbour vs. Liberty, 11/19/07
- Ieva Kublina at Miami, 2/20/02
- Michelle (Hollister) Houseright vs. LaSalle, 1/25/96
- Jenny Root vs. Radford, 2/12/92
- Amy Byrne vs. Radford, 2/28/90
- Michelle Bain vs. Florida State, 2/20/88
- Susan Walvius vs. Mercer, 2/22/86
- Susan Walvius vs. Virginia, 12/10/85
- Robin Lee vs. Florida State, 1/16/82
- 28 Brittany Cook vs. Robert Morris, 12/21/07
- Kirby Copeland vs. Morehead State, 2/3/07
- Kirby Copeland vs. Iowa State, 11/24/06
- Sarah Hicks at Louisiana State, 11/25/01
- Amy Wetzel vs. Xavier, 2/28/99
- Amy Wetzel vs. Wisconsin, 3/14/98
- Michelle (Hollister) Houseright vs. George Washington, 2/27/96
- Jeni Garber vs. Memphis State, 3/9/89

REBOUNDS (VIRGINIA TECH)

- 21 Kerri Gardin vs. Virginia, 2/13/05
- Nicole Jones vs. Hampton, 12/29/99
- Karen Garbis vs. James Madison, 2/16/78
- 19 Tammie Edwards vs. Detroit, 12/28/81
- Debbie Stovall vs. Emory and Henry, 12/9/77
- 18 Joyce Waddy vs. Louisville, 2/23/87
- Susan Walvius vs. Florida State, 1/4/86
- Peg Bunger vs. West Virginia, 2/22/78
- Peg Bunger vs. Va. Commonwealth, 2/17/78
- 17 Kerri Gardin vs. SMU, 11/26/05
- Ieva Kublina vs. Villanova, 2/22/03
- Michelle (Hollister) Houseright vs. JMU, 12/21/97
- Tammie Edwards vs. N.C. State, 12/6/82

POINTS (OPPONENT)

- 41 Bev Smith (Morehead State), 2/25/93
- Stephanie Howard (Radford), 2/10/88
- 39 Keisha Johnson (Tulane), 1/15/94
- Janet Knight (Clemson), 12/29/84
- 38 Korie Hlede (Duquesne), 1/27/98
- 37 Beth Hunt (South Carolina), 2/5/90
- 36 Cheryl Cook (Cincinnati), 1/28/84
- Karen Pelphrey (Marshall), 11/29/82
- 35 Tamara James (Miami), 2/6/05
- Kelly Hoover (Va. Commonwealth), 3/2/87
- Christi Hester (Dayton), 1/18/97
- 34 Heather Burge (Virginia), 12/8/92
- Bev Burnette (Florida State), 2/20/88
- Cheryl Cook (Cincinnati), 1/26/85
- Karen Stephens (Temple), 12/28/82
- Susan Highfill (Roanoke), 2/15/77
- 33 Katie Beck (ETSU), 1/21/86
- Caroline Mast (Ohio Univ.), 11/24/84
- 32 Chandi Jones (Houston), 3/23/02
- Daphne Hawkins (Virginia), 12/8/87

REBOUNDS (OPPONENT)

- 22 DeShawne Blocker (ETSU), 1/2/94
- 21 Glenda Stokes (Florida State), 1/16/82
- Anne Donovan (Old Dominion), 3/6/81
- Pam Miklasevich (Pittsburgh), 2/19/80
- 20 Kristin Wilson (Charlotte), 2/24/86
- 19 Wilhelmina Smith (Southern Miss), 2/24/84
- Anne Donovan (Old Dominion), 12/20/82
- Paula Bennett (Charlotte), 1/26/80

RECORDS BY CLASS

FRESHMAN YEAR

| | | | |
|--------------------|------|----------------|---------|
| Points | 427 | Kim Seaver | 1996-97 |
| Scoring Average | 15.0 | Andrea Barbour | 2007-08 |
| FG Made | 182 | Kim Seaver | 1996-97 |
| FG Attempted | 365 | Andrea Barbour | 2007-08 |
| FG Percentage | .604 | Nicole Jones | 1998-99 |
| 3PT FG Made | 53 | Sarah Hillyer | 1989-90 |
| 3PT FG Attempted | 138 | Sarah Hillyer | 1989-90 |
| 3PT FG Percentage | .408 | Carrie Mason | 2002-03 |
| FT Made | 112 | Amy Wetzel | 1997-98 |
| FT Attempted | 140 | Amy Wetzel | 1997-98 |
| FT Percentage | .889 | Sue Logsdon | 1990-91 |
| Rebounds | 237 | Tere Williams | 1997-98 |
| Rebounding Average | 7.6 | Tere Williams | 1997-98 |
| Assists | 106 | Carrie Mason | 2002-03 |
| Steals | 57 | Sonya Dalton | 1979-80 |
| | 57 | Amy Wetzel | 1997-98 |
| Blocks | 35 | Ieva Kublina | 2000-01 |

SOPHOMORE YEAR



| | | | |
|--------------------|------|--------------------|---------|
| Points | 498 | Ieva Kublina | 2001-02 |
| Scoring Average | 17.3 | Michelle Hollister | 1995-96 |
| FG Made | 198 | Ieva Kublina | 2001-02 |
| FG Attempted | 427 | Monet Tellier | 2011-12 |
| FG Percentage | .602 | Tere Williams | 1998-99 |
| 3PT FG Made | 51 | Carrie Mason | 2003-04 |
| 3PT FG Attempted | 149 | Monet Tellier | 2011-12 |
| 3PT FG Percentage | .487 | Dayna Sonovick | 1988-89 |
| FT Made | 153 | Amy Wetzel | 1998-99 |
| FT Attempted | 203 | Amy Wetzel | 1998-99 |
| FT Percentage | .837 | Dawn Chriss | 2003-04 |
| Rebounds | 249 | Ieva Kublina | 2001-02 |
| Rebounding Average | 9.1 | Michelle Hollister | 1995-96 |
| Assists | 124 | Lisa Witherspoon | 1996-97 |
| Steals | 70 | Sandy Berry | 1978-79 |
| Blocks | 86 | Ieva Kublina | 2001-02 |

JUNIOR YEAR



| | | | |
|--------------------|------|--------------------|---------|
| Points | 538 | Renee Dennis | 1985-86 |
| Scoring Average | 19.9 | Renee Dennis | 1985-86 |
| FG Made | 201 | Renee Dennis | 1985-86 |
| FG Attempted | 445 | Renee Dennis | 1985-86 |
| FG Percentage | .595 | Terre Williams | 1999-00 |
| 3PT FG Made | 71 | Lindsay Biggs | 2008-09 |
| 3PT FG Attempted | 194 | Lindsay Biggs | 2008-09 |
| 3PT FG Percentage | .460 | Sue Logsdon | 1992-93 |
| FT Made | 136 | Renee Dennis | 1985-86 |
| FT Attempted | 202 | Renee Dennis | 1985-86 |
| FT Percentage | .874 | Christi Osborne | 1993-94 |
| Rebounds | 275 | Tammie Edwards | 1981-82 |
| Rebounding Average | 9.8 | Tammie Edwards | 1981-82 |
| Assists | 219 | Lisa Witherspoon | 1997-98 |
| Steals | 78 | Taiqua Brittingham | 1983-84 |
| Blocks | 73 | Susan Walvius | 1984-85 |

SENIOR YEAR

| | | | |
|--------------------|------|-------------------|---------|
| Points | 561 | Amy Byrne | 1989-90 |
| Scoring Average | 20.0 | Amy Byrne | 1989-90 |
| FG Made | 212 | Renee Dennis | 1986-87 |
| FG Attempted | 472 | Renee Dennis | 1986-87 |
| FG Percentage | .564 | Michelle Bain | 1987-88 |
| 3PT FG Made | 70 | Jeni Garber | 1990-91 |
| 3PT FG Attempted | 224 | Jeni Garber | 1990-91 |
| 3PT FG Percentage | .400 | Sarah Hicks | 2001-02 |
| FT Made | 151 | Amy Byrne | 1989-90 |
| FT Attempted | 203 | Amy Byrne | 1989-90 |
| FT Percentage | .863 | Chrystal Starling | 2002-03 |
| Rebounds | 274 | Nare Diawara | 2006-07 |
| Rebounding Average | 10.0 | Kerri Gardin | 2005-06 |
| Assists | 246 | Lisa Witherspoon | 1998-99 |
| Steals | 86 | Lisa Witherspoon | 1998-99 |
| Blocks | 93 | Susan Walvius | 1985-86 |



YEAR-BY-YEAR LEADERS



SCORING AVERAGE

| | | |
|-------|---------------------------------|------|
| 76-77 | Kelly Bradley | 13.0 |
| 77-78 | Karen Garbis | 12.6 |
| 78-79 | Karen Garbis | 12.1 |
| 79-80 | Julie Williams | 12.4 |
| 80-81 | Maureen Corrigan | 11.7 |
| 81-82 | Robin Lee | 12.5 |
| 82-83 | Tammie Edwards | 11.0 |
| 83-84 | Taiqua Brittingham | 13.3 |
| 84-85 | Renee Dennis | 14.2 |
| 85-86 | Renee Dennis | 19.9 |
| 86-87 | Renee Dennis | 19.2 |
| 87-88 | Michelle Bain | 16.8 |
| 88-89 | Amy Byrne | 15.0 |
| 89-90 | Amy Byrne | 20.0 |
| 90-91 | Jeni Garber | 13.6 |
| 91-92 | Lisa Griffith | 12.3 |
| 92-93 | Jenny Root | 14.9 |
| 93-94 | Christi Osborne | 14.5 |
| 94-95 | Jenny Root | 16.5 |
| 95-96 | Michelle (Hollister) Houseright | 17.3 |
| 96-97 | Kim Seaver | 13.8 |
| 97-98 | Tere Williams | 13.4 |
| 98-99 | Tere Williams | 15.6 |
| 99-00 | Tere Williams | 15.2 |
| 00-01 | Tere Williams | 15.2 |
| 01-02 | Ieva Kublina | 15.6 |
| 02-03 | Ieva Kublina | 15.0 |
| 03-04 | Ieva Kublina | 13.7 |
| 04-05 | Erin Gibson | 11.3 |
| 05-06 | Dawn Chriss | 13.2 |
| 06-07 | Kirby Copeland | 15.0 |
| 07-08 | Brittany Cook | 17.9 |
| 08-09 | Utahya Drye | 14.3 |
| 09-10 | Utahya Drye | 11.3 |
| 10-11 | Shanel Harrison | 12.2 |
| 11-12 | Monet Tellier | 13.7 |

POINTS

| | | |
|-------|----------------|-----|
| 76-77 | Kelly Bradley | 208 |
| 77-78 | Peg Bunger | 288 |
| 78-79 | Karen Garbis | 291 |
| 79-80 | Julie Williams | 359 |

| | | |
|-------|---------------------------------|-----|
| 80-81 | Maureen Corrigan | 350 |
| 81-82 | Robin Lee | 350 |
| 82-83 | Tammie Edwards | 275 |
| 83-84 | Taiqua Brittingham | 387 |
| 84-85 | Renee Dennis | 412 |
| 85-86 | Renee Dennis | 538 |
| 86-87 | Renee Dennis | 558 |
| 87-88 | Michelle Bain | 471 |
| 88-89 | Amy Byrne | 435 |
| 89-90 | Amy Byrne | 561 |
| 90-91 | Jeni Garber | 367 |
| 91-92 | Lisa Griffith | 333 |
| 92-93 | Jenny Root | 416 |
| 93-94 | Christi Osborne | 434 |
| 94-95 | Jenny Root | 510 |
| 95-96 | Michelle (Hollister) Houseright | 467 |
| 96-97 | Kim Seaver | 427 |
| 97-98 | Tere Williams | 414 |
| 98-99 | Tere Williams | 468 |
| 99-00 | Tere Williams | 411 |
| 00-01 | Tere Williams | 457 |
| 01-02 | Ieva Kublina | 498 |
| 02-03 | Ieva Kublina | 481 |
| 03-04 | Ieva Kublina | 426 |
| 04-05 | Erin Gibson | 328 |
| 05-06 | Kerri Gardin | 333 |
| 06-07 | Kirby Copeland | 479 |
| 07-08 | Brittany Cook | 537 |
| 08-09 | Utahya Drye | 430 |
| 09-10 | Utahya Drye | 340 |
| 10-11 | Shanel Harrison | 354 |
| 11-12 | Monet Tellier | 412 |

REBOUNDING AVERAGE

| | | |
|-------|-----------------------------|-----|
| 76-77 | Karen Garbis | 7.4 |
| 77-78 | Karen Garbis | 8.1 |
| 78-79 | Sandy Berry | 7.3 |
| 79-80 | Julie Williams | 7.8 |
| 80-81 | Maureen Corrigan | 5.7 |
| 81-82 | Tammie Edwards | 9.8 |
| 82-83 | Tammie Edwards | 8.6 |
| 83-84 | Robin Lee | 5.7 |
| 84-85 | Renee Dennis; Susan Walvius | 7.4 |

| | | |
|-------|---------------------------------|------|
| 85-86 | Susan Walvius | 9.7 |
| 86-87 | Renee Dennis | 7.1 |
| 87-88 | Michelle Bain | 7.7 |
| 88-89 | Missy Sallade | 8.7 |
| 89-90 | Missy Sallade | 8.5 |
| 90-91 | Dayna Sonovick | 5.8 |
| 91-92 | Angela Donnell | 5.3 |
| 92-93 | Jenny Root | 8.0 |
| 93-94 | Jenny Root | 7.3 |
| 94-95 | Jenny Root | 8.2 |
| 95-96 | Michelle (Hollister) Houseright | 9.1 |
| 96-97 | Renee Maitland | 6.2 |
| 97-98 | Tere Williams | 7.6 |
| 98-99 | Tere Williams | 7.4 |
| 99-00 | Tere Williams | 8.1 |
| 00-01 | Tere Williams | 5.9 |
| 01-02 | Ieva Kublina | 7.8 |
| 02-03 | Ieva Kublina | 7.4 |
| 03-04 | Erin Gibson | 6.9 |
| 04-05 | Kerri Gardin | 8.0 |
| 05-06 | Kerri Gardin | 10.0 |
| 06-07 | Nare Diawara | 8.1 |
| 07-08 | Brittany Cook | 6.4 |
| 08-09 | Utahya Drye | 6.5 |
| 09-10 | Utahya Drye | 6.6 |
| 10-11 | Shanel Harrison | 5.5 |
| 11-12 | LaTorri Hines-Allen | 6.9 |

REBOUNDS

| | | |
|-------|------------------|-----|
| 76-77 | Karen Garbis | 96 |
| 77-78 | Peg Bunger | 184 |
| 78-79 | Sandy Berry | 176 |
| 79-80 | Julie Williams | 227 |
| 80-81 | Maureen Corrigan | 172 |
| 81-82 | Tammie Edwards | 275 |
| 82-83 | Tammie Edwards | 215 |
| 83-84 | Robin Lee | 171 |
| 84-85 | Renee Dennis | 215 |
| 85-86 | Susan Walvius | 272 |
| 86-87 | Renee Dennis | 205 |
| 87-88 | Michelle Bain | 215 |
| 88-89 | Missy Sallade | 252 |
| 89-90 | Missy Sallade | 237 |

| | | |
|-------|---------------------------------|-----|
| 90-91 | Dayna Sonovick | 157 |
| 91-92 | Angela Donnell | 147 |
| 92-93 | Jenny Root | 224 |
| 93-94 | Jenny Root | 218 |
| 94-95 | Jenny Root | 253 |
| 95-96 | Michelle (Hollister) Houseright | 245 |
| 96-97 | Reneé Maitland | 191 |
| 97-98 | Tere Williams | 237 |
| 98-99 | Tere Williams | 221 |
| 99-00 | Tere Williams | 218 |
| 00-01 | Tere Williams | 177 |
| 01-02 | Ieva Kublina | 249 |
| 02-03 | Ieva Kublina | 238 |
| 03-04 | Erin Gibson | 215 |
| 04-05 | Kerri Gardin | 232 |
| 05-06 | Kerri Gardin | 289 |
| 06-07 | Nare Diawara | 274 |
| 07-08 | Brittany Cook | 191 |
| 08-09 | Utahya Drye | 195 |
| 09-10 | Utahya Drye | 197 |
| 10-11 | Shanel Harrison | 159 |
| 11-12 | LaTorri Hines-Allen | 207 |

FIELD GOALS MADE

| | | |
|-------|---------------------------------|-----|
| 76-77 | Kelly Bradley | 94 |
| 77-78 | Karen Garbis | 125 |
| 78-79 | Karen Garbis | 146 |
| 79-80 | Julie Williams | 167 |
| 80-81 | Maureen Corrigan | 120 |
| 81-82 | Kathy Hanover | 132 |
| 82-83 | Kathy Hanover | 109 |
| 83-84 | Taiqua Brittingham | 164 |
| 84-85 | Susan Walvius | 175 |
| 85-86 | Susan Walvius | 202 |
| 86-87 | Renee Dennis | 212 |
| 87-88 | Michelle Bain | 204 |
| 88-89 | Amy Byrne | 163 |
| 89-90 | Amy Byrne | 205 |
| 90-91 | Dayna Sonovick | 135 |
| 91-92 | Lisa Griffith | 132 |
| 92-93 | Jenny Root | 163 |
| 93-94 | Jenny Root | 165 |
| 94-95 | Jenny Root | 204 |
| 95-96 | Michelle (Hollister) Houseright | 177 |
| 96-97 | Kim Seaver | 182 |
| 97-98 | Tere Williams | 170 |
| 98-99 | Tere Williams | 192 |
| 99-00 | Tere Williams | 156 |
| 00-01 | Tere Williams | 176 |
| 01-02 | Ieva Kublina | 198 |
| 02-03 | Ieva Kublina | 173 |
| 03-04 | Ieva Kublina | 155 |
| 04-05 | Kerri Gardin | 128 |
| 05-06 | Dawn Chriss | 164 |
| 06-07 | Kirby Copeland | 191 |
| 07-08 | Brittany Cook | 206 |
| 08-09 | Utahya Drye | 176 |
| 09-10 | Utahya Drye | 134 |
| 10-11 | Shanel Harrison | 135 |
| 11-12 | Monet Tellier | 141 |

FIELD GOAL PERCENTAGE

| | | |
|-------|--------------------|------|
| 76-77 | Kelly Bradley | .461 |
| 77-78 | Peg Bunger | .466 |
| 78-79 | Peg Bunger | .496 |
| 79-80 | Julie Williams | .474 |
| 80-81 | Julie Williams | .490 |
| 81-82 | Taiqua Brittingham | .525 |
| 82-83 | Taiqua Brittingham | .460 |
| 83-84 | Taiqua Brittingham | .529 |
| 84-85 | Joyce Waddy | .538 |
| 85-86 | Joyce Waddy | .508 |
| 86-87 | Michelle Bain | .526 |
| 87-88 | Michelle Bain | .564 |
| 88-89 | Missy Sallade | .573 |
| 89-90 | Amy Byrne | .498 |
| 90-91 | Lisa Griffith | .469 |
| 91-92 | Lisa Griffith | .500 |
| 92-93 | Jenny Root | .580 |

| | | |
|-------|---------------------------------|------|
| 93-94 | Jenny Root | .511 |
| 94-95 | Jenny Root | .533 |
| 95-96 | Michelle (Hollister) Houseright | .492 |
| 96-97 | Kim Seaver | .517 |
| 97-98 | Tere Williams | .538 |
| 98-99 | Tere Williams | .602 |
| 99-00 | Tere Williams | .595 |
| 00-01 | Tere Williams | .481 |
| 01-02 | Ieva Kublina | .473 |
| 02-03 | Erin Gibson | .474 |
| 03-04 | Erin Gibson | .485 |
| 04-05 | Britney Anderson | .509 |
| 05-06 | Dawn Chriss | .503 |
| 06-07 | Nare Diawara | .495 |
| 07-08 | Brittany Cook | .502 |
| 08-09 | Utahya Drye | .467 |
| 09-10 | Utahya Drye | .473 |
| 10-11 | Alyssa Fenyn | .426 |
| 11-12 | Porschia Hadley | .376 |

3-PT FIELD GOALS MADE

| | | |
|-------|------------------|----|
| 87-88 | Lisa Haney | 29 |
| 88-89 | Jeni Garber | 57 |
| 89-90 | Sarah Hillyer | 53 |
| 90-91 | Jeni Garber | 70 |
| 91-92 | Dayna Sonovick | 28 |
| 92-93 | Lisa Griffith | 31 |
| 93-94 | Sue Logsdon | 25 |
| 94-95 | Christi Osborne | 23 |
| 95-96 | Sherry Banks | 28 |
| 96-97 | Reneé Maitland | 36 |
| 97-98 | Maria Albertsson | 20 |
| 98-99 | Maria Albertsson | 31 |
| 99-00 | Sarah Hicks | 36 |
| 00-01 | Sarah Hicks | 42 |
| 01-02 | Sarah Hicks | 64 |
| 02-03 | Carrie Mason | 42 |
| 03-04 | Carrie Mason | 51 |
| 04-05 | Carrie Mason | 45 |
| 05-06 | Carrie Mason | 62 |
| 06-07 | Lindsay Biggs | 28 |
| 07-08 | Lindsay Biggs | 32 |
| 08-09 | Lindsay Biggs | 71 |
| 09-10 | Lindsay Biggs | 57 |
| 10-11 | Shanel Harrison | 27 |
| 11-12 | Monet Tellier | 43 |

FREE THROWS MADE

| | | |
|-------|---------------------------------|-----|
| 76-77 | Karen Garbis | 37 |
| 77-78 | Karen Garbis | 68 |
| 78-79 | Sis Spriggs | 51 |
| 79-80 | Sandy Berry | 58 |
| 80-81 | Maureen Corrigan | 110 |
| 81-82 | Tammie Edwards | 100 |
| 82-83 | Tammie Edwards | 73 |
| 83-84 | Robin Lee | 79 |
| 84-85 | Renee Dennis | 86 |
| 85-86 | Renee Dennis | 136 |
| 86-87 | Renee Dennis | 134 |
| 87-88 | Michelle Bain | 63 |
| 88-89 | Missy Sallade | 124 |
| 89-90 | Amy Byrne | 151 |
| 90-91 | Lisa Griffith | 74 |
| 91-92 | Jenny Root | 50 |
| 92-93 | Jenny Root | 90 |
| 93-94 | Christi Osborne | 97 |
| 94-95 | Jenny Root | 102 |
| 95-96 | Michelle (Hollister) Houseright | 107 |
| 96-97 | Kim Seaver | 63 |
| 97-98 | Amy Wetzel | 112 |
| 98-99 | Amy Wetzel | 153 |
| 99-00 | Amy Wetzel | 101 |
| 00-01 | Tere Williams | 104 |
| 01-02 | Chrystal Starling | 104 |
| 02-03 | Ieva Kublina | 112 |
| 03-04 | Ieva Kublina | 95 |
| 04-05 | Dawn Chriss | 81 |
| 05-06 | Dawn Chriss | 77 |
| 06-07 | Nare Diawara | 115 |

| | | |
|-------|-----------------|----|
| 07-08 | Brittany Cook | 95 |
| 08-09 | Utahya Drye | 75 |
| 09-10 | Utahya Drye | 69 |
| 10-11 | Shanel Harrison | 57 |
| 11-12 | Monet Tellier | 87 |


FREE THROW PERCENTAGE (Minimum of 2 attempts per game)

| | | |
|-------|--------------------|------|
| 76-77 | Thea Bertoia | .656 |
| 77-78 | Karen Garbis | .648 |
| 78-79 | Pauline Landes | .606 |
| 79-80 | Sandy Berry | .763 |
| 80-81 | Maureen Corrigan | .775 |
| 81-82 | Maureen Corrigan | .737 |
| 82-83 | Taiqua Brittingham | .660 |
| 83-84 | Robin Lee | .760 |
| 84-85 | Robin Lee | .720 |
| 88-89 | Amy Byrne | .820 |
| 89-90 | Amy Byrne | .744 |
| 90-91 | Sue Logsdon | .889 |
| 91-92 | Jenny Root | .714 |
| 92-93 | Lisa Griffith | .836 |
| 93-94 | Christi Osborne | .874 |
| 94-95 | Christi Osborne | .816 |
| 95-96 | Terri Garland | .779 |
| 96-97 | Katie O'Connor | .820 |
| 97-98 | Kelly Drinka | .870 |
| 98-99 | Amy Wetzel | .754 |
| 99-00 | Tere Williams | .811 |
| 00-01 | Chrystal Starling | .869 |
| 01-02 | Chrystal Starling | .806 |
| 02-03 | Chrystal Starling | .863 |
| 03-04 | Dawn Chriss | .837 |
| 04-05 | Carrie Mason | .831 |
| 05-06 | Carrie Mason | .810 |
| 06-07 | Nare Diawara | .723 |
| 07-08 | Brittany Cook | .766 |
| 08-09 | Utahya Drye | .735 |
| 09-10 | Utahya Drye | .711 |
| 10-11 | Alyssa Fenyn | .726 |
| 11-12 | Monet Tellier | .690 |

ASSISTS

| | | |
|-------|--------------------|-----|
| 76-77 | not recorded | |
| 77-78 | Gail Kelly | 46 |
| 78-79 | Sandy Berry | 120 |
| 79-80 | Sandy Berry | 139 |
| 80-81 | Sandy Berry | 125 |
| 81-82 | Jackie Ansley | 94 |
| 82-83 | Jackie Ansley | 94 |
| 83-84 | Jackie Ansley | 115 |
| 84-85 | Taiqua Brittingham | 114 |
| 85-86 | Maureen Donovan | 164 |
| 86-87 | Maureen Donovan | 143 |
| 87-88 | Denise Kayajian | 97 |
| 88-89 | Stephanie Green | 108 |
| 89-90 | Sandy Michel | 83 |
| 90-91 | Jeni Garber | 108 |
| 91-92 | Phyllis Tonkin | 97 |
| 92-93 | Lisa Leftwich | 100 |
| 93-94 | Lisa Leftwich | 110 |
| 94-95 | Terri Garland | 116 |
| 95-96 | Terri Garland | 102 |
| 96-97 | Lisa Witherspoon | 124 |
| 97-98 | Lisa Witherspoon | 219 |
| 98-99 | Lisa Witherspoon | 246 |
| 99-00 | Amy Wetzel | 152 |
| 00-01 | Amy Wetzel | 86 |
| 01-02 | Lisa Guarneri | 127 |
| 02-03 | Carrie Mason | 106 |
| 03-04 | Kerri Gardin | 90 |
| 04-05 | Carrie Mason | 98 |
| 05-06 | Kirby Copeland | 87 |
| 06-07 | Kirby Copeland | 146 |
| 07-08 | Laura Haskins | 133 |
| 08-09 | Laura Haskins | 138 |
| 09-10 | Nikki Davis | 116 |
| 10-11 | Nikki Davis | 140 |
| 11-12 | Alyssa Fenyn | 88 |

TECH'S TOP TEN THE HOKIES' TOP TEN PERFORMANCES



Renee
Dennis

POINTS (CAREER)

| | | |
|-------|------------------------------|------|
| 83-87 | Renee Dennis, 115 games | 1791 |
| 97-01 | Tere Williams, 118 games | 1750 |
| 00-04 | Ieva Kublina, 126 games | 1647 |
| 91-95 | Jenny Root, 117 games | 1582 |
| 91-95 | Christi Osborne, 117 games | 1500 |
| 96-01 | Amy Wetzel, 129 games | 1444 |
| 02-06 | Carrie Mason, 123 games | 1369 |
| 99-03 | Chrystal Starling, 121 games | 1340 |
| 86-90 | Amy Byrne, 113 games | 1291 |
| 06-10 | Utahya Drye, 124 games | 1166 |

POINTS (SEASON)

| | | |
|-------|-------------------------------|-----|
| 89-90 | Amy Byrne, Sr., 28 games | 561 |
| 86-87 | Renee Dennis, Sr., 29 games | 558 |
| 85-86 | Renee Dennis, Jr., 27 games | 538 |
| 07-08 | Brittany Cook, Jr., 30 games | 537 |
| 94-95 | Jenny Root, Sr., 31 games | 510 |
| 01-02 | Ieva Kublina, So., 32 games | 498 |
| 02-03 | Ieva Kublina, Jr., 32 games | 481 |
| 06-07 | Kirby Copeland, Sr., 34 games | 479 |
| 85-86 | Susan Walvius, Sr., 28 games | 475 |
| 87-88 | Michelle Bain, Sr., 28 games | 471 |

SCORING AVERAGE (CAREER)

| | | |
|-------|------------------------------|------|
| 83-87 | Renee Dennis, 115 games | 15.6 |
| 97-01 | Tere Williams, 118 games | 14.8 |
| 91-95 | Jenny Root, 117 games | 13.5 |
| 00-04 | Ieva Kublina, 126 games | 13.1 |
| 91-95 | Christi Osborne, 117 games | 12.8 |
| 88-91 | Jeni Garber, 56 games | 12.6 |
| 86-90 | Amy Byrne, 113 games | 11.4 |
| 96-01 | Amy Wetzel, 129 games | 11.2 |
| 02-06 | Carrie Mason, 123 games | 11.1 |
| 99-03 | Chrystal Starling, 121 games | 11.1 |
| 86-87 | Susan Walvius, 105 games | 11.1 |

SCORING AVERAGE (SEASON)

| | | |
|-------|--|------|
| 89-90 | Amy Byrne, Sr., 28 games | 20.0 |
| 85-86 | Renee Dennis, Jr., 27 games | 19.9 |
| 86-87 | Renee Dennis, Sr., 29 games | 19.2 |
| 95-96 | Michelle (Hollister) Houseright, So., 27 games | 17.3 |
| 07-08 | Brittany Cook, Jr., 30 games | 17.9 |
| 85-86 | Susan Walvius, Sr., 28 games | 17.0 |
| 87-88 | Michelle Bain, Sr., 28 games | 16.8 |
| 94-95 | Jenny Root, Sr., 31 games | 16.5 |

| | | |
|-------|------------------------------|------|
| 01-02 | Ieva Kublina, So., 32 games | 15.6 |
| 98-99 | Tere Williams, So., 31 games | 15.6 |

FIELD GOALS MADE (CAREER)

| | | |
|-------|------------------------------|-----|
| 97-01 | Tere Williams, 118 games | 694 |
| 83-87 | Renee Dennis, 115 games | 680 |
| 91-95 | Jenny Root, 117 games | 626 |
| 00-04 | Ieva Kublina, 126 games | 613 |
| 91-95 | Christi Osborne, 117 games | 581 |
| 82-86 | Susan Walvius, 105 games | 505 |
| 86-90 | Amy Byrne, 113 games | 479 |
| 06-10 | Utahya Drye, 124 games | 472 |
| 99-03 | Chrystal Starling, 121 games | 462 |
| 82-86 | Angie Kelly, 104 games | 451 |

FIELD GOALS MADE (SEASON)

| | | |
|-------|-------------------------------|-----|
| 86-87 | Renee Dennis, Sr., 29 games | 212 |
| 07-08 | Brittany Cook, Jr., 30 games | 206 |
| 89-90 | Amy Byrne, Sr., 28 games | 205 |
| 94-95 | Jenny Root, Sr., 31 games | 204 |
| 87-88 | Michelle Bain, Sr., 28 games | 204 |
| 85-86 | Susan Walvius, Sr., 28 games | 202 |
| 85-86 | Renee Dennis, Jr., 27 games | 201 |
| 01-02 | Ieva Kublina, So., 32 games | 198 |
| 98-99 | Tere Williams, So., 31 games | 192 |
| 06-07 | Kirby Copeland, Sr., 34 games | 191 |

THREE-POINT FG MADE (CAREER)

| | | |
|-------|------------------------------|-----|
| 02-06 | Carrie Mason, 123 games | 200 |
| 06-10 | Lindsay Biggs, 123 games | 188 |
| 97-02 | Sarah Hicks, 119 games | 157 |
| 88-91 | Jeni Garber, 56 games | 127 |
| 87-92 | Dayna Sonovick, 85 games | 84 |
| 00-04 | Ieva Kublina, 126 games | 77 |
| 91-95 | Christi Osborne, 117 games | 71 |
| 96-01 | Amy Wetzel, 129 games | 67 |
| 05-08 | Brittany Cook, 94 games | 65 |
| 99-03 | Chrystal Starling, 121 games | 65 |

FIELD-GOAL PERCENTAGE (CAREER)

(Minimum 3 made per game)

| | | | |
|-------|--|------------|------|
| 97-01 | Tere Williams, 118 games | (694-1263) | .550 |
| 91-95 | Jenny Root, 117 games | (626-1163) | .538 |
| 86-90 | Missy Sallade, 108 games | (328-630) | .521 |
| 84-88 | Michelle Bain, 110 games | (447-851) | .511 |
| 81-85 | Taiqua Brittingham, 105 games | (383-751) | .510 |
| 02-06 | Dawn Chriss, 116 games | (424-858) | .494 |
| 82-86 | Susan Walvius, 105 games | (505-1046) | .483 |
| 79-81 | Julie Williams, 58 games | (269-560) | .480 |
| 05-08 | Brittany Cook, 94 games | (393-822) | .478 |
| 01-05 | Erin Gibson, 123 games | (439-926) | .474 |
| 86-90 | Amy Byrne, 113 games | (479-1021) | .470 |
| 89-93 | Lisa Griffith, 102 games | (389-832) | .467 |
| 95-99 | Michelle (Hollister) Houseright, 115 games | (426-912) | .467 |

FIELD-GOAL PERCENTAGE (SEASON)

(Minimum 4 made per game)

| | | | |
|-------|-----------------------------------|-----------|------|
| 98-99 | Tere Williams, So., 31 games | (192-319) | .602 |
| 99-00 | Tere Williams, Jr., 27 games | (156-262) | .595 |
| 92-93 | Jenny Root, So., 28 games | (163-281) | .580 |
| 88-89 | Missy Sallade, Jr., 29 games | (138-241) | .573 |
| 87-88 | Michelle Bain, Sr., 28 games | (204-362) | .564 |
| 97-98 | Tere Williams, Fr., 31 games | (170-316) | .538 |
| 94-95 | Jenny Root, Sr., 31 games | (204-383) | .533 |
| 83-84 | Taiqua Brittingham, Jr., 29 games | (164-310) | .529 |
| 86-87 | Michelle Bain, Jr., 29 games | (131-249) | .526 |
| 84-85 | Renee Dennis, So., 29 games | (163-313) | .521 |

THREE-POINT FG MADE (SEASON)

| | | |
|-------|------------------------------|----|
| 08-09 | Lindsay Biggs, Jr., 30 games | 71 |
| 90-91 | Jeni Garber, Sr., 27 games | 70 |
| 01-02 | Sarah Hicks, Sr., 32 games | 64 |
| 05-06 | Carrie Mason, Sr., 31 games | 62 |
| 09-10 | Lindsay Biggs, Sr., 30 games | 57 |
| 88-89 | Jeni Garber, Jr., 29 games | 57 |
| 03-04 | Carrie Mason, So., 31 games | 51 |
| 89-90 | Sarah Hillyer, Fr., 28 games | 53 |
| 04-05 | Carrie Mason, Jr., 29 games | 45 |
| 02-03 | Carrie Mason, Fr., 32 games | 42 |
| 00-01 | Sarah Hicks, Jr., 31 games | 42 |

FREE THROWS MADE (CAREER)

| | | |
|-------|------------------------------|-----|
| 96-01 | Amy Wetzel, 129 games | 489 |
| 83-87 | Renee Dennis, 115 games | 431 |
| 97-01 | Tere Williams, 118 games | 361 |
| 99-03 | Chrystal Starling, 121 games | 351 |
| 00-04 | Ieva Kublina, 126 games | 344 |
| 86-90 | Amy Byrne, 113 games | 333 |
| 91-95 | Jenny Root, 117 games | 329 |
| 02-06 | Carrie Mason, 123 games | 293 |
| 81-85 | Robin Lee, 112 games | 289 |
| 86-90 | Missy Sallade, 108 games | 270 |

FREE THROWS MADE (SEASON)

| | | |
|-------|---------------------------------|-----|
| 98-99 | Amy Wetzel, So., 31 games | 153 |
| 89-90 | Amy Byrne, Sr., 28 games | 151 |
| 85-86 | Renee Dennis, Jr., 27 games | 136 |
| 86-87 | Renee Dennis, Sr., 29 games | 134 |
| 88-89 | Missy Sallade, Jr., 29 games | 124 |
| 06-07 | Nare Diawara, Sr., 34 games | 115 |
| 02-03 | Ieva Kublina, Jr., 32 games | 112 |
| 97-98 | Amy Wetzel, r-Fr., 31 games | 112 |
| 80-81 | Maureen Corrigan, Jr., 30 games | 110 |
| 88-89 | Amy Byrne, Jr., 29 games | 109 |



Tere
Williams

REBOUNDS (CAREER)

| | | |
|-------|---------------------------|-----|
| 97-01 | Tere Williams, 118 games | 853 |
| 00-04 | Ieva Kublina, 126 games | 845 |
| 91-95 | Jenny Root, 117 games | 815 |
| 83-87 | Renee Dennis, 115 games | 792 |
| 02-06 | Kerri Gardin, 116 games | 784 |
| 01-05 | Erin Gibson, 123 games | 752 |
| 79-83 | Tammie Edwards, 107 games | 748 |
| 06-10 | Utahya Drye, 124 games | 645 |
| 82-86 | Susan Walvius, 105 games | 644 |
| 84-88 | Michelle Bain, 110 games | 619 |

REBOUNDS (SEASON)

| | | |
|-------|-----------------------------------|-----|
| 05-06 | Kerri Gardin, Sr., 29 games | 289 |
| 81-82 | Tammie Edwards, Jr., 28 games | 275 |
| 06-07 | Nare Diawara, Sr., 34 games | 274 |
| 85-86 | Susan Walvius, Sr., 28 games | 272 |
| 94-95 | Jenny Root, Sr., 31 games | 253 |
| 88-89 | Missy Sallade, Jr., 29 games | 252 |
| 01-02 | Ieva Kublina, So., 32 games | 249 |
| 95-96 | Michelle Hollister, So., 27 games | 245 |
| 02-03 | Ieva Kublina, Jr., 32 games | 238 |
| 89-90 | Missy Sallade, Sr., 28 games | 237 |
| 97-98 | Tere Williams, Fr., 31 games | 237 |

REBOUNDING AVERAGE (CAREER)

| | | |
|-------|---------------------------|-----|
| 97-01 | Tere Williams, 118 games | 7.2 |
| 91-95 | Jenny Root, 117 games | 7.0 |
| 76-79 | Karen Garbis, 62 games | 7.0 |
| 79-83 | Tammie Edwards, 107 games | 7.0 |
| 83-87 | Renee Dennis, 115 games | 6.9 |
| 00-04 | Ieva Kublina, 126 games | 6.7 |
| 02-06 | Kerri Gardin, 119 games | 6.6 |
| 79-81 | Julie Williams, 58 games | 6.3 |
| 01-05 | Erin Gibson, 94 games | 6.1 |
| 82-86 | Susan Walvius, 105 games | 6.1 |

REBOUNDING AVERAGE (SEASON)

| | | |
|-------|--|------|
| 05-06 | Kerri Gardin, Sr., 29 games | 10.0 |
| 81-82 | Tammie Edwards, Jr., 28 games | 9.8 |
| 85-86 | Susan Walvius, Sr., 28 games | 9.7 |
| 95-96 | Michelle (Hollister) Houseright, So., 27 games | 9.1 |
| 88-89 | Missy Sallade, Jr., 29 games | 8.7 |
| 82-83 | Tammie Edwards, Sr., 25 games | 8.6 |
| 89-90 | Missy Sallade, Sr., 28 games | 8.5 |
| 99-00 | Tere Williams, Jr., 27 games | 8.4 |
| 85-86 | Renee Dennis, Jr., 27 games | 8.3 |
| 94-95 | Jenny Root, Sr., 31 games | 8.2 |

BLOCKED SHOTS (CAREER)

| | | |
|-------|--------------------------|-----|
| 00-04 | Ieva Kublina, 126 games | 256 |
| 82-86 | Susan Walvius, 105 games | 204 |
| 91-95 | Jenny Root, 117 games | 133 |
| 84-88 | Michelle Bain, 110 games | 109 |
| 01-05 | Erin Gibson, 94 games | 108 |
| 96-00 | Kim Seaver, 85 games | 106 |
| 07-08 | Amber Hall, 89 games | 96 |
| 02-06 | Kerri Gardin, 119 games | 91 |
| 03-07 | Nare Diawara, 90 games | 88 |
| 79-81 | Julie Williams, 82 games | 82 |

BLOCKED SHOTS (SEASON)

| | | |
|-------|-------------------------------|----|
| 85-86 | Susan Walvius, Sr., 28 games | 93 |
| 01-02 | Ieva Kublina, So., 32 games | 86 |
| 84-85 | Susan Walvius, Jr., 28 games | 73 |
| 03-04 | Ieva Kublina, Sr., 31 games | 73 |
| 02-03 | Ieva Kublina, Jr., 32 games | 62 |
| 96-97 | Kim Seaver, Fr., 31 games | 54 |
| 07-08 | Amber Hall, Jr., 30 games | 53 |
| 06-07 | Nare Diawara, Sr., 34 games | 53 |
| 96-97 | Meg Hunter, Fr., 31 games | 49 |
| 79-80 | Julie Williams, Fr., 29 games | 43 |
| 86-87 | Michelle Bain, Jr., 29 games | 43 |
| 04-05 | Erin Gibson, Sr., 29 games | 43 |



Lisa Witherspoon

ASSISTS (Career)

| | | |
|-------|-----------------------------|-----|
| 96-99 | Lisa Witherspoon, 112 games | 635 |
| 83-87 | Maureen Donovan, 115 games | 410 |
| 96-01 | Amy Wetzel, 129 games | 399 |
| 05-09 | Laura Haskins, 123 games | 389 |
| 78-81 | Sandy Berry, 83 games | 384 |
| 91-95 | Lisa Leftwich, 111 games | 371 |
| 92-96 | Terri Garland, 114 games | 369 |
| 02-06 | Carrie Mason, 123 games | 364 |
| 88-92 | Phyllis Tonkin, 100 games | 319 |
| 08-11 | Nikki Davis, 80 games | 318 |

ASSISTS (Season)

| | | |
|-------|---------------------------------|-----|
| 98-99 | Lisa Witherspoon, Sr., 30 games | 246 |
| 97-98 | Lisa Witherspoon, Jr., 31 games | 219 |
| 85-86 | Maureen Donovan, Jr., 28 games | 164 |
| 99-00 | Amy Wetzel, Jr., 31 games | 152 |
| 06-07 | Kirby Copeland, Sr., 34 games | 146 |
| 86-87 | Maureen Donovan, Sr., 29 games | 143 |
| 10-11 | Nikki Davis, Sr., 30 games | 140 |
| 79-80 | Sandy Berry, Jr., 29 games | 139 |
| 08-09 | Laura Haskins, Sr., 30 games | 138 |
| 07-08 | Laura Haskins, Jr., 30 games | 133 |

STEALS (CAREER)

| | | |
|-------|-------------------------------|-----|
| 81-85 | Taiqua Brittingham, 105 games | 252 |
| 96-01 | Amy Wetzel, 129 games | 235 |
| 96-99 | Lisa Witherspoon, 112 games | 219 |
| 03-07 | Kirby Copeland, 118 games | 190 |
| 05-09 | Laura Haskins, 123 games | 175 |
| 78-81 | Sandy Berry, 83 games | 175 |
| 02-06 | Carrie Mason, 123 games | 173 |
| 02-06 | Dawn Chriss, 116 games | 164 |
| 91-95 | Lisa Leftwich, 111 games | 161 |
| 02-06 | Kerri Gardin, 119 games | 157 |
| 81-84 | Jackie Ansley, 83 games | 157 |

STEALS (SEASON)

| | | |
|-------|-----------------------------------|----|
| 98-99 | Lisa Witherspoon, Sr., 30 games | 86 |
| 83-84 | Taiqua Brittingham, Jr., 29 games | 78 |
| 96-97 | René Maitland, Jr., 31 games | 77 |
| 78-79 | Sandy Berry, So., 24 games | 70 |
| 06-07 | Kirby Copeland, Sr., 34 games | 68 |
| 83-84 | Jackie Ansley, Sr., 30 games | 68 |
| 10-11 | Nikki Davis, Sr., 30 games | 67 |
| 84-85 | Taiqua Brittingham, Sr., 23 games | 66 |
| 82-83 | Taiqua Brittingham, So., 25 games | 62 |
| 97-98 | Lisa Witherspoon, Jr., 31 games | 62 |

FREE-THROW PERCENTAGE (CAREER)

(Minimum 1.5 made per game)

| | | | |
|-------|------------------------------|-----------|------|
| 91-95 | Christi Osborne, 117 games | (267-322) | .829 |
| 99-03 | Chrystal Starling, 121 games | (351-425) | .826 |
| 02-06 | Carrie Mason, 123 games | (293-366) | .801 |
| 90-94 | Sue Logsdon, 105 games | (203-257) | .790 |
| 89-93 | Lisa Griffith, 102 games | (191-247) | .773 |
| 00-04 | Ieva Kublina, 126 games | (344-447) | .770 |
| 80-82 | Maureen Corrigan, 55 games | (166-218) | .761 |
| 86-90 | Amy Byrne, 113 games | (333-438) | .760 |
| 96-99 | Katie O'Connor, 120 games | (216-286) | .755 |
| 02-06 | Dawn Chriss, 116 games | (268-358) | .749 |

FREE-THROW PERCENTAGE (SEASON)

(Min. 60 attempts)

| | | | |
|-------|----------------------------------|-----------|------|
| 90-91 | Sue Logsdon, Fr., 27 games | (72-81) | .889 |
| 93-94 | Christi Osborne, Jr., 30 games | (97-111) | .874 |
| 00-01 | Chrystal Starling, So., 31 games | (93-107) | .869 |
| 02-03 | Chrystal Starling, Sr., 27 games | (88-102) | .863 |
| 92-93 | Lisa Griffith, Sr., 28 games | (62-74) | .838 |
| 03-04 | Dawn Chriss, So., 31 games | (87-104) | .837 |
| 04-05 | Carrie Mason, Jr., 29 games | (64-77) | .831 |
| 90-91 | Lisa Griffith, So., 27 games | (74-89) | .831 |
| 03-04 | Ieva Kublina, Sr., 31 games | (95-115) | .826 |
| 88-89 | Amy Byrne, Jr., 29 games | (109-133) | .820 |



Sue Logsdon

THE 1,000-POINT CLUB

RENEE DENNIS • 1,791

| Year | G/GS | Min. | FG-FGA | Pct. | 3P-3PA | Pct. | FT-FTA | Pct. | Reb. | Avg. | A | TO | BS | ST | Pts. | Avg. |
|---------|--------|-------|-----------|------|--------|------|---------|------|------|------|----|-----|----|----|-------|------|
| 1983-84 | 30/2 | 618 | 104-231 | .450 | ----- | --- | 75-115 | .647 | 148 | 4.9 | 9 | 50 | 5 | 11 | 283 | 9.4 |
| 1984-85 | 29/25 | 789 | 163-313 | .521 | ----- | --- | 86-138 | .623 | 215 | 7.4 | 11 | 73 | 8 | 21 | 412 | 14.2 |
| 1985-86 | 27/27 | 956 | 201-445 | .452 | ----- | --- | 136-202 | .673 | 224 | 8.3 | 25 | 98 | 4 | 22 | 538 | 19.9 |
| 1986-87 | 29/29 | 1,001 | 212-472 | .449 | ----- | --- | 134-182 | .736 | 205 | 7.1 | 46 | 100 | 1 | 22 | 558 | 19.2 |
| Total | 115/83 | 3,364 | 680-1,461 | .465 | ----- | --- | 431-638 | .676 | 792 | 6.9 | 91 | 321 | 18 | 76 | 1,791 | 15.6 |

TERE WILLIAMS • 1,750

| Year | G/GS | Min. | FG-FGA | Pct. | 3P-3PA | Pct. | FT-FTA | Pct. | Reb. | Avg. | A | TO | BS | ST | Pts. | Avg. |
|---------|---------|-------|-----------|------|--------|------|---------|------|------|------|----|-----|----|-----|-------|------|
| 1997-98 | 31/28 | 776 | 170-316 | .538 | 0-0 | .000 | 74-124 | .597 | 239 | 7.6 | 16 | 82 | 16 | 38 | 414 | 13.4 |
| 1998-99 | 30/29 | 822 | 192-319 | .604 | 0-0 | .000 | 84-113 | .750 | 221 | 7.5 | 27 | 66 | 22 | 29 | 468 | 15.6 |
| 1999-00 | 27/25 | 807 | 156a-262 | .595 | 0-1 | .000 | 99-122 | .811 | 218 | 8.4 | 19 | 76 | 14 | 32 | 411 | 15.1 |
| 2000-01 | 30/30 | 814 | 176-366 | .481 | 1-15 | .067 | 104-136 | .764 | 177 | 5.9 | 30 | 78 | 16 | 26 | 457 | 15.2 |
| Total | 118/112 | 3,219 | 694-1,263 | .550 | 1-16 | .063 | 361-495 | .729 | 853 | 7.2 | 92 | 305 | 67 | 123 | 1,750 | 14.8 |

IEVA KUBLINA • 1,647

| Year | G/GS | Min | FG-FGA | Pct. | 3P-3PA | Pct. | FT-FTA | Pct. | Reb. | Avg. | A | TO | BS | ST | Pts. | Avg. |
|---------|--------|-------|-----------|------|--------|------|---------|------|------|------|-----|-----|-----|----|-------|------|
| 2000-01 | 31/3 | 642 | 87-199 | .437 | 13-38 | .342 | 55-85 | .647 | 154 | 5.0 | 15 | 46 | 35 | 11 | 242 | 7.8 |
| 2001-02 | 32/32 | 976 | 198-419 | .473 | 20-53 | .377 | 82-107 | .766 | 249 | 7.8 | 30 | 74 | 86 | 23 | 498 | 15.6 |
| 2002-03 | 32/32 | 1,046 | 173-383 | .452 | 23-65 | .354 | 112-140 | .800 | 238 | 7.4 | 44 | 81 | 62 | 30 | 481 | 15.0 |
| 2003-04 | 31/31 | 999 | 155-374 | .414 | 21-78 | .269 | 95-115 | .826 | 204 | 6.6 | 26 | 72 | 73 | 23 | 426 | 13.7 |
| Totals | 126/98 | 3,663 | 613-1,375 | .446 | 77-234 | .329 | 344-447 | .770 | 845 | 6.7 | 115 | 273 | 256 | 87 | 1,647 | 13.1 |

JENNY ROOT • 1,582

| Year | G/GS | Min. | FG-FGA | Pct. | 3P-3PA | Pct. | FT-FTA | Pct. | Reb. | Avg. | A | TO | BS | ST | Pts. | Avg. |
|---------|--------|-------|-----------|------|--------|-------|---------|------|------|------|----|-----|-----|----|-------|------|
| 1991-92 | 28/1 | 527 | 94-176 | .534 | 1-2 | 1.000 | 50-70 | .714 | 120 | 4.3 | 12 | 38 | 27 | 14 | 239 | 8.5 |
| 1992-93 | 28/25 | 777 | 163-281 | .580 | 0-0 | .000 | 90-123 | .732 | 224 | 8.0 | 22 | 58 | 39 | 20 | 416 | 14.9 |
| 1993-94 | 30/30 | 924 | 165-323 | .511 | 0-0 | .000 | 87-136 | .640 | 218 | 7.3 | 21 | 46 | 30 | 26 | 417 | 13.9 |
| 1994-95 | 31/31 | 962 | 204-383 | .533 | 0-0 | .000 | 102-157 | .650 | 253 | 8.2 | 29 | 74 | 37 | 27 | 510 | 16.5 |
| Total | 117/87 | 3,190 | 626-1,163 | .538 | 1-2 | 1.000 | 329-486 | .677 | 815 | 7.0 | 85 | 216 | 133 | 87 | 1,582 | 13.5 |

CHRISTI OSBORNE • 1,500


| Year | G/GS | Min | FG-FGA | Pct. | 3P-3PA | Pct. | FT-FTA | Pct. | Reb. | Avg. | A | TO | BS | ST | Pts. | Avg. |
|---------|---------|-------|-----------|------|--------|------|---------|------|------|------|-----|-----|----|----|-------|------|
| 1991-92 | 28/20 | 880 | 120-271 | .443 | 9-26 | .333 | 37-45 | .822 | 144 | 5.1 | 66 | 79 | 15 | 24 | 286 | 10.2 |
| 1992-93 | 28/28 | 917 | 149-335 | .445 | 24-60 | .400 | 62-79 | .785 | 142 | 5.1 | 92 | 73 | 14 | 30 | 384 | 13.7 |
| 1993-94 | 30/30 | 1,000 | 161-373 | .432 | 15-51 | .294 | 97-111 | .874 | 138 | 4.6 | 78 | 72 | 8 | 18 | 434 | 14.5 |
| 1994-95 | 31/31 | 1,054 | 151-365 | .414 | 23-78 | .295 | 71-87 | .816 | 142 | 4.6 | 80 | 71 | 17 | 24 | 396 | 12.8 |
| Total | 117/109 | 3,851 | 581-1,344 | .432 | 71-215 | .329 | 267-322 | .829 | 566 | 4.8 | 316 | 295 | 54 | 96 | 1,500 | 12.8 |

AMY WETZEL • 1,444

| Year | G/GS | Min | FG-FGA | Pct. | 3P-3PA | Pct. | FT-FTA | Pct. | Reb. | Avg. | A | TO | BS | ST | Pts. | Avg. |
|---------|---------|-------|-----------|------|--------|------|---------|------|------|------|-----|-----|----|-----|-------|------|
| 1996-97 | 6/1 | 180 | 18-43 | .419 | 7-19 | .368 | 28-34 | .824 | 23 | 3.8 | 10 | 10 | 2 | 17 | 71 | 11.8 |
| 1997-98 | 31/27 | 908 | 106-235 | .451 | 6-43 | .140 | 112-140 | .800 | 126 | 4.1 | 67 | 81 | 6 | 57 | 330 | 10.6 |
| 1998-99 | 30/29 | 1,032 | 127-307 | .414 | 25-65 | .385 | 153-203 | .754 | 167 | 5.6 | 84 | 92 | 3 | 55 | 432 | 14.6 |
| 1999-00 | 31/31 | 1,059 | 105-242 | .434 | 14-44 | .318 | 101-138 | .732 | 140 | 4.5 | 152 | 110 | 7 | 57 | 325 | 10.5 |
| 2000-01 | 31/31 | 950 | 88-206 | .427 | 15-37 | .405 | 95-120 | .792 | 109 | 3.5 | 86 | 76 | 1 | 49 | 286 | 9.2 |
| Total | 129/119 | 4,129 | 444-1,033 | .430 | 67-208 | .322 | 489-635 | .770 | 565 | 4.4 | 399 | 369 | 19 | 235 | 1,444 | 11.2 |

CARRIE MASON • 1,369

| Year | G/GS | Min | FG-FGA | Pct. | 3P-3PA | Pct. | FT-FTA | Pct. | Reb. | Avg. | A | TO | BS | ST | Pts. | Avg. |
|---------|---------|-------|-----------|------|---------|------|---------|------|------|------|-----|-----|----|-----|-------|------|
| 2002-03 | 32/30 | 1,108 | 107-229 | .467 | 42-103 | .408 | 82-106 | .774 | 108 | 3.4 | 106 | 101 | 4 | 26 | 338 | 10.6 |
| 2003-04 | 31/31 | 1,100 | 114-272 | .419 | 51-129 | .395 | 79-99 | .798 | 91 | 2.9 | 84 | 86 | 4 | 58 | 358 | 11.5 |
| 2004-05 | 29/29 | 955 | 97-245 | .396 | 45-108 | .417 | 64-77 | .831 | 80 | 2.8 | 98 | 93 | 12 | 30 | 303 | 10.4 |
| 2005-06 | 31/31 | 1,016 | 120-260 | .462 | 62-140 | .443 | 68-84 | .810 | 59 | 1.9 | 76 | 80 | 3 | 59 | 370 | 11.9 |
| Totals | 123/121 | 4,179 | 438-1,006 | .435 | 200-480 | .417 | 293-366 | .801 | 338 | 2.7 | 364 | 360 | 23 | 173 | 1,369 | 11.1 |



Renee Dennis



Tere Williams



Ieva Kublina




Jenny Root



Christi Osborne



Amy Wetzel



Carrie Mason

CRYSTAL STARLING • 1,340

| Year | G/GS | Min | FG-FGA | Pct. | 3P-3PA | Pct. | FT-FTA | Pct. | Reb. | Avg. | A | TO | BS | ST | Pts. | Avg. |
|---------|--------|-------|-----------|------|--------|------|---------|------|------|------|-----|-----|----|-----|-------|------|
| 1999-00 | 31/23 | 890 | 132-288 | .458 | 13-29 | .448 | 66-87 | .759 | 119 | 3.8 | 77 | 104 | 9 | 44 | 343 | 11.1 |
| 2000-01 | 31/1 | 764 | 108-254 | .425 | 15-50 | .300 | 93-107 | .869 | 136 | 4.4 | 49 | 83 | 14 | 27 | 324 | 10.5 |
| 2001-02 | 32/18 | 805 | 119-270 | .441 | 22-68 | .324 | 104-129 | .806 | 97 | 3.0 | 50 | 60 | 6 | 33 | 364 | 11.4 |
| 2002-03 | 27/16 | 730 | 103-263 | .392 | 15-63 | .238 | 88-102 | .863 | 105 | 3.9 | 45 | 78 | 2 | 25 | 309 | 11.4 |
| Totals | 121/58 | 3,189 | 462-1,075 | .429 | 65-210 | .310 | 351-425 | .826 | 457 | 3.8 | 221 | 325 | 31 | 129 | 1,340 | 11.1 |

AMY BYRNE • 1,291

| Year | G/GS | Min | FG-FGA | Pct. | 3P-3PA | Pct. | FT-FTA | Pct. | Reb. | Avg. | A | TO | BS | ST | Pts. | Avg. |
|---------|--------|-------|-----------|------|--------|------|---------|------|------|------|----|-----|----|----|-------|------|
| 1986-87 | 28/0 | 306 | 38-108 | .352 | ----- | ---- | 46-60 | .767 | 83 | 3.0 | 11 | 29 | 4 | 11 | 122 | 4.4 |
| 1987-88 | 28/1 | 490 | 73-177 | .412 | 0-2 | .000 | 27-42 | .643 | 116 | 4.1 | 16 | 27 | 5 | 13 | 173 | 6.2 |
| 1988-89 | 29/29 | 882 | 163-324 | .503 | 0-0 | .000 | 109-133 | .820 | 217 | 7.5 | 19 | 69 | 6 | 23 | 435 | 15.0 |
| 1989-90 | 28/28 | 894 | 205-412 | .498 | 0-1 | .000 | 151-203 | .744 | 202 | 7.2 | 26 | 66 | 2 | 26 | 561 | 20.0 |
| Total | 113/58 | 2,572 | 479-1,021 | .469 | 0-3 | .000 | 333-438 | .760 | 618 | 5.5 | 72 | 191 | 17 | 73 | 1,291 | 11.4 |

UTAHYA DRYE • 1,166

| Year | G/GS | Min | FG-FGA | Pct. | 3P-3PA | Pct. | FT-FTA | Pct. | Reb. | Avg. | A | TO | BS | ST | Pts. | Avg. |
|---------|--------|-------|-----------|------|--------|------|---------|------|------|------|-----|-----|----|-----|-------|------|
| 2006-07 | 24/2 | 428 | 43-101 | .426 | 0-2 | .000 | 21-31 | .677 | 70 | 2.1 | 22 | 46 | 1 | 24 | 107 | 3.1 |
| 2007-08 | 30/30 | 985 | 119-259 | .459 | 4-15 | .267 | 47-67 | .701 | 183 | 6.1 | 64 | 103 | 9 | 41 | 289 | 9.6 |
| 2008-09 | 30/30 | 1037 | 176-377 | .467 | 3-15 | .200 | 75-102 | .735 | 195 | 6.5 | 53 | 102 | 9 | 48 | 430 | 14.3 |
| 2009-10 | 30/30 | 970 | 134-283 | .473 | 3-7 | .429 | 69-97 | .711 | 197 | 6.6 | 83 | 108 | 9 | 40 | 340 | 11.3 |
| Total | 124/92 | 3,420 | 472-1,020 | .463 | 10-39 | .256 | 212-297 | .714 | 645 | 5.2 | 222 | 359 | 28 | 153 | 1,166 | 9.4 |

SUSAN WALVIUS • 1,161

| Year | G/GS | Min | FG-FGA | Pct. | 3P-3PA | Pct. | FT-FTA | Pct. | Reb. | Avg. | A | TO | BS | ST | Pts. | Avg. |
|---------|--------|-------|-----------|------|--------|------|---------|------|------|------|----|-----|-----|----|-------|------|
| 1982-83 | 24/0 | 300 | 63-144 | .436 | ----- | ---- | 13-16 | .813 | 77 | 3.2 | 6 | 25 | 17 | 8 | 139 | 5.8 |
| 1983-84 | 25/1 | 317 | 65-143 | .454 | ----- | ---- | 26-36 | .722 | 87 | 3.5 | 6 | 20 | 21 | 5 | 156 | 6.2 |
| 1984-85 | 28/26 | 753 | 175-352 | .497 | ----- | ---- | 41-62 | .661 | 208 | 7.4 | 17 | 58 | 73 | 27 | 391 | 14.0 |
| 1985-86 | 28/28 | 884 | 202-407 | .496 | ----- | ---- | 71-97 | .732 | 272 | 9.7 | 25 | 41 | 93 | 26 | 475 | 17.0 |
| Total | 105/55 | 2,254 | 505-1,046 | .483 | ----- | ---- | 151-211 | .716 | 644 | 6.1 | 54 | 144 | 204 | 66 | 1,161 | 11.1 |

ROBIN LEE • 1,147

| Year | G/GS | Min | FG-FGA | Pct. | 3P-3PA | Pct. | FT-FTA | Pct. | Reb. | Avg. | A | TO | BS | ST | Pts. | Avg. |
|---------|---------|-------|-----------|------|--------|------|---------|------|------|------|----|-----|----|----|-------|------|
| 1981-82 | 28/26 | 757 | 126-309 | .408 | ----- | ---- | 98-135 | .726 | 126 | 4.5 | 23 | 83 | 13 | 27 | 350 | 12.5 |
| 1982-83 | 25/24 | 640 | 95-255 | .373 | ----- | ---- | 44-74 | .595 | 101 | 4.0 | 34 | 63 | 9 | 17 | 234 | 9.4 |
| 1983-84 | 30/30 | 744 | 105-265 | .396 | ----- | ---- | 79-104 | .760 | 172 | 5.7 | 64 | 88 | 20 | 20 | 289 | 9.6 |
| 1984-85 | 29/26 | 639 | 108-233 | .464 | ----- | ---- | 58-74 | .784 | 97 | 3.3 | 58 | 82 | 8 | 26 | 274 | 9.4 |
| Total | 112/106 | 2,780 | 434-1,062 | .409 | ----- | ---- | 279-387 | .721 | 496 | 4.4 | 79 | 316 | 50 | 90 | 1,147 | 10.2 |

DAWN CHRISS • 1,121

| Year | G/GS | Min | FG-FGA | Pct. | 3P-3PA | Pct. | FT-FTA | Pct. | Reb. | Avg. | A | TO | BS | ST | Pts. | Avg. |
|---------|--------|-------|---------|------|--------|------|---------|------|------|------|-----|-----|----|-----|-------|------|
| 2002-03 | 25/0 | 235 | 28-54 | .519 | 0-0 | .000 | 23-32 | .719 | 44 | 1.8 | 21 | 17 | 3 | 14 | 79 | 3.2 |
| 2003-04 | 31/31 | 943 | 114-237 | .481 | 1-3 | .333 | 87-104 | .837 | 146 | 4.7 | 72 | 81 | 28 | 44 | 316 | 10.2 |
| 2004-05 | 29/29 | 789 | 118-241 | .490 | 1-8 | .125 | 81-112 | .723 | 123 | 4.2 | 62 | 55 | 14 | 49 | 318 | 11.0 |
| 2005-06 | 31/31 | 908 | 164-326 | .503 | 3-14 | .214 | 77-110 | .700 | 139 | 4.5 | 65 | 77 | 16 | 57 | 408 | 13.2 |
| Totals | 116/91 | 2,875 | 424-858 | .494 | 5-25 | .200 | 268-358 | .749 | 452 | 3.9 | 220 | 230 | 61 | 164 | 1,121 | 9.7 |

ERIN GIBSON • 1,117

| Year | G/GS | Min | FG-FGA | Pct. | 3P-3PA | Pct. | FT-FTA | Pct. | Reb. | Avg. | A | TO | BS | ST | Pts. | Avg. |
|---------|--------|-------|---------|------|--------|------|---------|------|------|------|----|-----|-----|----|-------|------|
| 2001-02 | 32/0 | 533 | 84-168 | .500 | 0-0 | .000 | 34-59 | .576 | 148 | 4.6 | 9 | 52 | 26 | 22 | 202 | 6.3 |
| 2002-03 | 31/30 | 916 | 118-249 | .474 | 0-1 | .000 | 64-126 | .508 | 216 | 7.0 | 30 | 66 | 29 | 28 | 300 | 9.7 |
| 2003-04 | 31/30 | 956 | 111-229 | .485 | 0-0 | .000 | 65-108 | .602 | 215 | 6.9 | 24 | 64 | 24 | 13 | 287 | 9.3 |
| 2004-05 | 29/29 | 858 | 126-280 | .450 | 0-1 | .000 | 76-122 | .623 | 173 | 6.0 | 32 | 60 | 43 | 29 | 328 | 11.3 |
| Total | 123/89 | 3,263 | 439-926 | .474 | 0-2 | .000 | 239-415 | .576 | 752 | 6.1 | 95 | 242 | 122 | 92 | 1,117 | 9.1 |

MICHELLE (HOLLISTER) HOUSERIGHT • 1,112

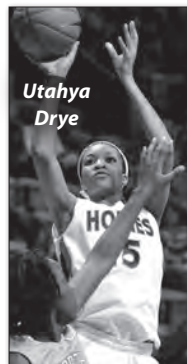
| Year | G/GS | Min | FG-FGA | Pct. | 3P-3PA | Pct. | FT-FTA | Pct. | Reb. | Avg. | A | TO | BS | ST | Pts. | Avg. |
|---------|--------------|-------|---------|------|--------|------|---------|------|------|------|-----|-----|----|-----|-------|------|
| 1994-95 | 28/0 | 255 | 23-92 | .250 | 2-13 | .154 | 18-26 | .692 | 59 | 2.1 | 16 | 34 | 11 | 15 | 66 | 2.4 |
| 1995-96 | 27/26 | 816 | 177-360 | .492 | 6-19 | .316 | 107-172 | .622 | 245 | 9.1 | 24 | 76 | 23 | 53 | 467 | 17.3 |
| 1996-97 | Did not play | | | | | | | | | | | | | | | |
| 1997-98 | 29/6 | 652 | 108-217 | .498 | 0-0 | .000 | 60-94 | .638 | 165 | 5.7 | 35 | 64 | 12 | 27 | 276 | 9.5 |
| 1998-99 | 31/11 | 669 | 118-243 | .486 | 1-2 | .500 | 66-88 | .750 | 140 | 4.5 | 30 | 47 | 7 | 46 | 303 | 9.8 |
| Total | 115/43 | 2,392 | 426-912 | .467 | 9-34 | .265 | 251-380 | .661 | 609 | 5.3 | 105 | 221 | 53 | 141 | 1,112 | 9.7 |



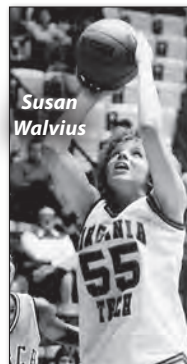
Crystal Starling



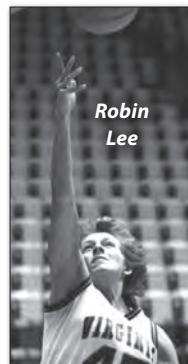
Amy Byrne



Utahya Drye




Susan Walvius



Robin Lee



Dawn Chriss



Erin Gibson

THE 1,000-POINT CLUB CONTINUED

KIRBY COPELAND • 1,094

| Year | G/GS | MP | FGM-Att | Pct. | 3PTM-Att | Pct. | FT-Att | Pct. | Reb. | Avg. | A | TO | BS | ST | Pts. | Avg. |
|---------|--------|------|----------|------|----------|------|---------|------|------|------|-----|-----|----|-----|------|------|
| 2003-04 | 30/0 | 346 | 38-97 | .392 | 0-0 | .000 | 24-39 | .615 | 70 | 2.3 | 29 | 56 | 3 | 26 | 100 | 3.3 |
| 2004-05 | 26/13 | 508 | 75-208 | .361 | 0-7 | .000 | 72-101 | .713 | 101 | 3.9 | 55 | 69 | 2 | 38 | 222 | 8.5 |
| 2005-06 | 30/29 | 768 | 114-291 | .392 | 2-15 | .133 | 63-103 | .612 | 100 | 3.3 | 87 | 92 | 3 | 58 | 293 | 9.8 |
| 2006-07 | 32/32 | 1002 | 191-447 | .428 | 18-69 | .261 | 79-124 | .637 | 118 | 3.7 | 146 | 125 | 6 | 68 | 479 | 15.0 |
| Totals | 118/74 | 2624 | 418-1042 | .401 | 20-91 | .220 | 238-367 | .649 | 389 | 3.3 | 317 | 342 | 14 | 190 | 1094 | 9.3 |

SARAH HICKS • 1,092

| Year | G/GS | Min | FG-FGA | Pct. | 3P-3PA | Pct. | FT-FTA | Pct. | Reb. | Avg. | A | TO | BS | ST | Pts. | Avg. |
|---------|--------------|-------|---------|------|---------|------|---------|------|------|------|-----|-----|----|----|-------|------|
| 1997-98 | 25/0 | 232 | 37-80 | .463 | 15-40 | .375 | 17-26 | .654 | 39 | 1.6 | 19 | 25 | 2 | 3 | 106 | 4.6 |
| 1998-99 | (redshirted) | | | | | | | | | | | | | | | |
| 1999-00 | 31/22 | 908 | 114-287 | .397 | 36-140 | .257 | 36-52 | .692 | 144 | 4.6 | 78 | 70 | 11 | 18 | 300 | 9.7 |
| 2000-01 | 31/31 | 895 | 107-246 | .435 | 42-108 | .389 | 44-59 | .746 | 164 | 5.3 | 84 | 60 | 6 | 29 | 300 | 9.7 |
| 2001-02 | 32/32 | 1,101 | 133-309 | .430 | 64-160 | .400 | 56-76 | .737 | 168 | 5.3 | 112 | 81 | 13 | 11 | 386 | 12.1 |
| Totals | 119/85 | 3,136 | 391-922 | .424 | 157-448 | .350 | 153-213 | .718 | 515 | 4.3 | 293 | 236 | 32 | 61 | 1,092 | 9.2 |

ANGIE KELLY • 1,092

| Year | G/GS | Min | FG-FGA | Pct. | 3P-3PA | Pct. | FT-FTA | Pct. | Reb. | Avg. | A | TO | BS | ST | Pts. | Avg. |
|---------|--------|-------|-----------|------|--------|------|---------|------|------|------|-----|-----|----|-----|-------|------|
| 1982-83 | 22/0 | 215 | 40-105 | .381 | ----- | ---- | 24-32 | .750 | 31 | 1.4 | 19 | 23 | 0 | 11 | 104 | 4.7 |
| 1983-84 | 29/3 | 599 | 128-264 | .485 | ----- | ---- | 59-83 | .711 | 76 | 2.6 | 36 | 63 | 2 | 41 | 315 | 10.9 |
| 1984-85 | 29/26 | 639 | 130-303 | .429 | ----- | ---- | 55-76 | .724 | 77 | 2.7 | 88 | 80 | 4 | 57 | 315 | 10.9 |
| 1985-86 | 24/24 | 791 | 153-348 | .440 | ----- | ---- | 52-66 | .788 | 93 | 3.8 | 65 | 69 | 3 | 31 | 358 | 14.9 |
| Total | 104/53 | 2,244 | 451-1,020 | .442 | ----- | ---- | 190-257 | .739 | 277 | 2.6 | 208 | 235 | 9 | 140 | 1,092 | 10.5 |

MICHELLE BAIN • 1,068

| Year | G/GS | Min | FG-FGA | Pct. | 3P-3PA | Pct. | FT-FTA | Pct. | Reb. | Avg. | A | TO | BS | ST | Pts. | Avg. |
|---------|--------|-------|---------|------|--------|------|---------|------|------|------|----|-----|-----|----|-------|------|
| 1984-85 | 25/0 | 198 | 39-77 | .506 | ----- | ---- | 18-34 | .529 | 63 | 2.5 | 1 | 26 | 12 | 7 | 96 | 3.8 |
| 1985-86 | 28/6 | 480 | 73-163 | .448 | ----- | ---- | 44-77 | .571 | 145 | 5.2 | 7 | 55 | 27 | 12 | 190 | 6.8 |
| 1986-87 | 29/28 | 695 | 131-249 | .526 | ----- | ---- | 49-92 | .533 | 195 | 6.7 | 14 | 72 | 43 | 21 | 311 | 10.7 |
| 1987-88 | 28/27 | 766 | 204-362 | .564 | 0-0 | .000 | 63-113 | .558 | 215 | 7.7 | 11 | 69 | 27 | 19 | 471 | 16.8 |
| Total | 110/61 | 2,139 | 447-851 | .525 | 0-0 | .000 | 174-316 | .556 | 618 | 5.6 | 33 | 222 | 109 | 59 | 1,068 | 9.7 |

KERRI GARDIN • 1,061


| Year | G/GS | Min | FG-FGA | Pct. | 3P-3PA | Pct. | FT-FTA | Pct. | Reb. | Avg. | A | TO | BS | ST | Pts. | Avg. |
|---------|--------|-------|-----------|------|--------|------|---------|------|------|------|-----|-----|----|-----|-------|------|
| 2002-03 | 30/5 | 546 | 53-132 | .402 | 0-0 | .000 | 24-38 | .632 | 96 | 3.2 | 52 | 59 | 20 | 24 | 130 | 4.4 |
| 2003-04 | 31/29 | 799 | 88-256 | .344 | 2-6 | .333 | 64-95 | .674 | 167 | 5.4 | 90 | 91 | 17 | 36 | 242 | 7.8 |
| 2004-05 | 29/20 | 750 | 128-285 | .449 | 7-29 | .241 | 59-96 | .615 | 232 | 8.0 | 48 | 60 | 29 | 39 | 322 | 11.1 |
| 2005-06 | 29/27 | 822 | 150-333 | .450 | 6-17 | .353 | 61-103 | .592 | 289 | 10.0 | 69 | 70 | 25 | 58 | 367 | 12.7 |
| Totals | 119/81 | 2,917 | 419-1,006 | .417 | 15-52 | .288 | 208-332 | .627 | 784 | 6.6 | 259 | 280 | 91 | 157 | 1,061 | 8.9 |

LISA GRIFFITH • 1,033

| Year | G/GS | Min | FG-FGA | Pct. | 3P-3PA | Pct. | FT-FTA | Pct. | Reb. | Avg. | A | TO | BS | ST | Pts. | Avg. |
|---------|--------|-------|---------|------|--------|------|---------|------|------|------|----|-----|----|----|-------|------|
| 1989-90 | 20/0 | 118 | 14-45 | .311 | 0-0 | .000 | 12-19 | .632 | 36 | 1.8 | 3 | 6 | 4 | 1 | 40 | 2.0 |
| 1990-91 | 27/26 | 708 | 119-254 | .469 | 7-18 | .389 | 74-89 | .831 | 137 | 5.1 | 17 | 39 | 21 | 17 | 319 | 11.8 |
| 1991-92 | 27/27 | 659 | 132-264 | .500 | 26-58 | .448 | 43-65 | .662 | 130 | 4.8 | 20 | 49 | 18 | 16 | 333 | 12.3 |
| 1992-93 | 28/28 | 725 | 124-269 | .461 | 31-82 | .378 | 62-74 | .838 | 177 | 6.3 | 22 | 57 | 34 | 26 | 341 | 12.2 |
| Total | 102/81 | 2,210 | 389-832 | .468 | 64-158 | .405 | 191-247 | .773 | 480 | 4.7 | 62 | 151 | 77 | 60 | 1,033 | 10.1 |

BRITTANY COOK • 1,006

| Year | G/GS | MP | FGM-Att | Pct. | 3PTM-Att | Pct. | FTM-Att | Pct. | Reb. | Avg. | A | TO | Blk | ST | TP | Avg. |
|---------|---------------------|------|---------|------|----------|------|---------|------|------|------|-----|-----|-----|-----|------|------|
| 2004-06 | DNP -- Knee surgery | | | | | | | | | | | | | | | |
| 2005-06 | 30/0 | 384 | 42-114 | .368 | 15-57 | .263 | 13-29 | .448 | 56 | 1.9 | 23 | 28 | 6 | 18 | 112 | 3.7 |
| 2006-07 | 34/25 | 939 | 145-298 | .487 | 20-69 | .290 | 47-62 | .758 | 166 | 4.9 | 74 | 88 | 10 | 42 | 357 | 10.5 |
| 2007-08 | 30/30 | 1014 | 206-410 | .502 | 30-84 | .357 | 95-124 | .766 | 191 | 6.4 | 76 | 134 | 12 | 49 | 537 | 17.9 |
| Totals | 94/55 | 2337 | 393-822 | .478 | 65-210 | .310 | 155-215 | .721 | 413 | 4.4 | 173 | 250 | 28 | 109 | 1006 | 10.7 |



ALL-TIME BEST PERFORMANCES



| INDIVIDUAL (VIRGINIA TECH) | | INDIVIDUAL (OPPONENT) | | | |
|----------------------------|-----|--|---------------|-----|--|
| FG made | 14 | Renee Dennis vs. Florida State (1/3/87) & vs. Memphis State (2/7/87) | FG made | 16 | Heather Burge, Virginia (12/8/92) |
| FG att. | 30 | Renee Dennis vs. Memphis State (2/7/87) | FG att. | 36 | Vivian Greene, Norfolk State (1/15/77) |
| 3-pt. FG made | 6 | Sarah Hillyer vs. Florida State (2/3/90) | 3-pt. FG made | 6 | Janine Aldridge, William & Mary (11/21/11) |
| | 6 | Jeni Garber vs. West Virginia (12/20/90) | | 6 | Amy Watson, UT Martin (12/28/02) |
| 3-pt. FG att. | 15 | Sarah Hicks vs. Duke (12/8/99) | 3-pt. FG att. | 15 | Rachelle Racht, Fordham (3/1/96) |
| FT made | 15 | Robin Lee vs. Florida State (1/16/82) | | 15 | Ali Ford, Elon (11/18/10) |
| FT att. | 17 | Robin Lee vs. Florida State (1/16/82) | FT made | 15 | Krystal Garrison, Longwood (1/25/09) |
| Points | 34 | Renee Dennis vs. Memphis State (2/7/87) | | 15 | Paula Dolan, Charleston (12/19/81) |
| Off. Reb. | 11 | Utahya Drye vs. USC Upstate (2/2/09) | | 15 | Lisa Allison, Campbell vs. Drexel (12/30/92) |
| Def. Reb. | 15 | Kerri Gardin vs. Virginia (2/13/05) | FT att. | 19 | Angela Crosby, App. St. vs. W&M (12/29/93) |
| Tot. Reb. | 21 | Kerri Gardin vs. Virginia (2/13/05) | Points | 34 | Paula Dolan, Charleston (12/19/81) |
| | 21 | Nicole Jones vs. Hampton (12/29/99) | | 34 | Heather Burge, Virginia (12/8/92) |
| Assists | 13 | Lisa Leftwich vs. VCU (2/8/92) | | | Bev Burnett, Florida State (2/20/88) |
| | 13 | Lisa Witherspoon vs. Dayton (1/4/99) | Off. Reb. | 10 | Susan Highfill, Roanoke College (2/15/77) |
| Turnovers | 13 | Sherry Banks vs. George Washington (1/21/97) | Def. Reb. | 15 | Avery Warley, Liberty (12/30/08) |
| Blocks | 9 | Susan Walvius vs. Florida State (1/4/86) | Tot. Reb. | 23 | Carolin Dehn-Duhr, JMU (12/10/88) |
| Steals | 9 | Taiqua Brittingham vs. Northwestern (12/22/83) | Assists | 11 | Jenette Reed, Marshall vs. Campbell (12/29/92) |
| | | | | 11 | Sharnee Zoll, Virginia (2/17/08) |
| | | | | | Jasmine Young, ECU vs. Georgetown (12/29/07) |
| | | | | | Jayne Chikos, Elon vs. Hampton (12/30/01) |
| | | | | | Jaymee Wappes, BGU vs. Hampton (12/30/99) |
| | | | | | Corey Hewitt, Loyola, Md. vs. S.C. (12/29/96) |
| | | | | | Jan Cameron, UT-Chattanooga (1/8/94) |
| | | | | | Angela Jackson, Old Dominion (12/21/89) |
| | | | Turnovers | 14 | Karin Vadelund, G. Washington (12/4/88) |
| | | | Blocks | 11 | Svetlana Pankratova, VCU (2/12/94) |
| | | | Steals | 9 | Laine Selwyn, Pittsburgh (12/21/89) |
| TEAM (VIRGINIA TECH) | | TEAM (OPPONENT) | | | |
| Points | 105 | vs. Cincinnati (2/10/84) | Points | 108 | Old Dominion (1/27/78) |
| | | vs. Southern Mississippi (12/28/04) | FG made | 45 | Old Dominion (1/27/78) |
| FG made | 44 | vs. West Virginia Wesleyan (11/18/80) | FG att. | 91 | Cincinnati (2/10/84) |
| FG att. | 94 | vs. Appalachian State (11/17/79) | 3-pt. FG made | 14 | Connecticut (2/7/01) |
| 3-pt. FG made | 10 | vs. Radford (2/21/91) and (12/11/96) | 3-pt. FG att. | 28 | USC Upstate (2/2/09) |
| 3-pt. FG att. | 26 | vs. Syracuse (1/4/03) | | | Connecticut (2/7/01) |
| FT made | 43 | vs. Yale (1/9/82) | FT made | 32 | Radford (1/20/93) |
| FT att. | 58 | vs. Yale (1/9/82) | FT att. | 43 | Florida State (1/3/87) |
| Off. Reb. | 43 | vs. Liberty (1/8/90) | | 43 | Radford (12/6/86) |
| Def. Reb. | 43 | vs. Longwood (2/10/11) | Off. Reb. | 29 | North Carolina (1/14/10) |
| | | vs. Gardner-Webb (1/2/93) | Def. Reb. | 39 | Maryland (2/4/08) |
| Tot. Reb. | 75 | vs. Liberty (1/8/90) | Tot. Reb. | 62 | Virginia Union (2/9/78) |
| Assists | 28 | vs. Florida State (2/20/88) | Assists | 24 | Connecticut (2/7/01) |
| | | vs. Tulane (1/10/85) | Turnovers | 47 | Radford (11/28/81) |
| Turnovers | 38 | vs. East Tennessee State (12/10/77) | | | Appalachian State (11/17/79) |
| Blocks | 14 | vs. East Tennessee State (12/21/93) | Blocks | 13 | Virginia Commonwealth (2/12/94) |
| Steals | 19 | vs. Charleston (12/5/86) | Steals | 22 | Virginia (12/8/87) |

YEAR-BY-YEAR RESULTS



Virginia Tech's first varsity women's basketball team competed in 1976-77.

1976-77

Coach: John Wetzel
Record: 7-9

| | | | |
|---------|--------------------------------|---|-------|
| Dec. 4 | Virginia State | L | 42-46 |
| Dec. 9 | at Virginia | L | 52-54 |
| Dec. 14 | at Bridgewater | W | 59-55 |
| Jan. 5 | at East Tennessee State | L | 58-71 |
| Jan. 12 | at Radford | L | 50-60 |
| Jan. 15 | Norfolk State | L | 55-68 |
| Jan. 18 | Emory & Henry | W | 49-48 |
| Jan. 25 | Longwood | W | 59-47 |
| Jan. 28 | at William & Mary | W | 57-47 |
| Feb. 2 | at Old Dominion | L | 39-82 |
| Feb. 3 | at VCU | W | 53-43 |
| Feb. 15 | Roanoke | W | 71-68 |
| Feb. 19 | James Madison | W | 56-46 |
| Feb. 24 | Virginia | L | 58-67 |
| Mar. 3 | vs. James Madison ¹ | L | 37-47 |
| Mar. 4 | vs. Norfolk State ¹ | L | 49-56 |

1 - Virginia State Tournament - Norfolk, Va.

1977-78

Coach: Carolyn Owen
Record: 8-16

| | | | |
|---------|------------------------------------|---|--------|
| Dec. 7 | Bridgewater | L | 65-77 |
| Dec. 9 | Emory & Henry | W | 61-52 |
| Dec. 10 | East Tennessee State | L | 57-78 |
| Dec. 19 | vs. George Washington ¹ | W | 65-57 |
| Dec. 20 | vs. William & Mary ¹ | L | 65-80 |
| Jan. 9 | at Virginia | L | 39-54 |
| Jan. 16 | Morris Harvey | L | 78-81 |
| Jan. 20 | at Virginia State | L | 55-81 |
| Jan. 21 | at Norfolk State | L | 68-86 |
| Jan. 24 | Radford | L | 52-73 |
| Jan. 27 | #7 Old Dominion | L | 48-108 |
| Feb. 3 | VCU | W | 87-45 |
| Feb. 4 | William & Mary | W | 65-57 |
| Feb. 7 | at Longwood | L | 59-68 |
| Feb. 9 | Virginia Union | W | 73-68 |
| Feb. 16 | at James Madison | L | 47-66 |
| Feb. 17 | at VCU | W | 75-47 |
| Feb. 20 | at Radford | L | 68-81 |
| Feb. 22 | at West Virginia | L | 72-75 |
| Feb. 25 | at Emory & Henry | W | 75-59 |
| Feb. 27 | at East Tennessee State | L | 64-74 |
| Feb. 28 | at Roanoke | W | 76-56 |
| Mar. 2 | at Old Dominion ² | L | 53-83 |
| Mar. 3 | vs. Virginia ² | L | 38-58 |

1 - VCU Christmas Tournament - Richmond, Va.
2 - Virginia State Tournament - Norfolk, Va.

1978-79

Coach: Carol Alfano
Record: 9-15

| | | | |
|---------|------------------------|---|-------|
| Nov. 28 | at Marshall | L | 67-70 |
| Nov. 29 | at Morris Harvey | L | 69-82 |
| Dec. 6 | at Bridgewater | W | 70-58 |
| Dec. 9 | Wake Forest | L | 65-75 |
| Jan. 12 | Norfolk State | W | 83-62 |
| Jan. 13 | Charlotte | L | 65-67 |
| Jan. 17 | Virginia | L | 58-64 |
| Jan. 22 | West Virginia Wesleyan | W | 83-78 |
| Jan. 23 | Virginia State | L | 67-69 |
| Jan. 26 | at George Washington | L | 65-76 |
| Jan. 27 | at Virginia Union | L | 59-73 |
| Jan. 30 | James Madison | W | 57-49 |

| | | | |
|---------|----------------------------|---|-------|
| Feb. 1 | Lenoir-Rhyne | L | 73-87 |
| Feb. 2 | American | L | 72-73 |
| Feb. 8 | at Old Dominion | L | 47-91 |
| Feb. 9 | at Georgetown | L | 57-62 |
| Feb. 14 | Radford | L | 60-66 |
| Feb. 15 | Longwood | W | 81-55 |
| Feb. 21 | West Virginia | W | 73-61 |
| Feb. 23 | at William & Mary | W | 64-59 |
| Feb. 24 | at VCU | L | 56-69 |
| Mar. 1 | James Madison ¹ | L | 64-66 |
| Mar. 2 | VCU ¹ | W | 75-54 |
| Mar. 3 | Norfolk State ¹ | W | 70-53 |

1 - Virginia State Tournament - Blacksburg, Va.

1979-80

Coach: Carol Alfano
Record: 17-12

| | | | |
|---------|-----------------------------------|---|-------|
| Nov. 17 | Appalachian State | W | 78-55 |
| Nov. 20 | at East Tennessee State | W | 75-63 |
| Nov. 28 | at North Carolina | L | 73-82 |
| Dec. 1 | VCU | W | 87-66 |
| Dec. 8 | at South Carolina | L | 68-86 |
| Dec. 17 | at Florida State ¹ | L | 57-67 |
| Dec. 18 | vs. St. Louis ¹ | W | 71-60 |
| Dec. 19 | vs. Cincinnati ¹ | L | 58-66 |
| Jan. 4 | George Washington | L | 53-57 |
| Jan. 6 | East Carolina | L | 58-75 |
| Jan. 8 | William & Mary | W | 60-56 |
| Jan. 10 | Marshall | W | 70-57 |
| Jan. 14 | vs. Virginia ² | L | 38-48 |
| Jan. 18 | at Norfolk State | W | 65-61 |
| Jan. 21 | Virginia Union | W | 71-62 |
| Jan. 23 | at Virginia State | W | 63-50 |
| Jan. 26 | Charlotte | L | 61-66 |
| Jan. 29 | at James Madison | W | 62-55 |
| Feb. 1 | Winthrop ³ | W | 60-54 |
| Feb. 2 | East Tennessee State ³ | W | 65-54 |
| Feb. 5 | Old Dominion | L | 52-78 |
| Feb. 9 | at Florida State | W | 77-54 |
| Feb. 11 | Charleston WV | W | 66-59 |
| Feb. 15 | at Longwood | W | 75-58 |
| Feb. 19 | at Pittsburgh | L | 54-76 |
| Feb. 20 | at West Virginia | W | 71-67 |
| Feb. 23 | at Radford | W | 63-62 |
| Feb. 24 | Cincinnati | L | 53-54 |
| Feb. 27 | Virginia Union ⁴ | L | 52-63 |

1 - Metro Tournament - Tallahassee, Fla.

2 - in Richmond, Va.

3 - Virginia Tech Invitational - Blacksburg, Va.

4 - Virginia State Tournament - Blacksburg, Va.

1980-81

Coach: Carol Alfano
Record: 13-17

| | | | |
|---------|--------------------------------------|---|--------|
| Nov. 18 | West Virginia Wesleyan | W | 100-46 |
| Nov. 23 | at East Carolina | L | 65-70 |
| Nov. 24 | at N.C. State | L | 68-94 |
| Nov. 29 | William & Mary | W | 65-63 |
| Dec. 1 | South Carolina | F | 42-78 |
| Dec. 5 | vs. Delaware ¹ | W | 75-54 |
| Dec. 6 | at George Washington ¹ | L | 54-57 |
| Dec. 11 | Virginia State | W | 62-45 |
| Dec. 13 | vs. West Virginia ² | W | 74-67 |
| Dec. 19 | vs. Carson-Newman ³ | W | 71-56 |
| Dec. 20 | at East Tennessee State ³ | L | 50-88 |
| Dec. 29 | vs. Georgia ⁴ | L | 50-65 |
| Jan. 3 | vs. Virginia ⁵ | L | 43-58 |

| | | | |
|---------|----------------------------------|---|-------|
| Jan. 10 | Louisville | L | 72-89 |
| Jan. 12 | Norfolk State | W | 73-37 |
| Jan. 14 | at Charlotte | L | 67-69 |
| Jan. 17 | at Cincinnati | L | 58-78 |
| Jan. 24 | Duke | W | 65-55 |
| Jan. 28 | James Madison | W | 66-58 |
| Feb. 2 | East Tennessee State | W | 62-56 |
| Feb. 5 | vs. Louisville ⁶ | L | 64-81 |
| Feb. 6 | vs. St. Louis ⁶ | L | 65-72 |
| Feb. 14 | at Charleston WV | L | 58-60 |
| Feb. 16 | at Marshall | W | 79-61 |
| Feb. 21 | at Appalachian State | L | 58-64 |
| Feb. 23 | at Virginia Union | L | 51-55 |
| Mar. 3 | at #3 Old Dominion | L | 39-85 |
| Mar. 6 | at James Madison ⁷ | W | 71-65 |
| Mar. 7 | vs. #6 Old Dominion ⁷ | L | 54-65 |
| Mar. 8 | vs. Virginia ⁷ | L | 41-49 |

1 - George Washington Tournament - Washington, D.C.

2 - in Charleston, W. Va.

3 - ETSU Christmas Tournament - Johnson City, Tenn.

4 - in Harrison, Tenn.

5 - in Roanoke, Va.

6 - Metro Tournament - New Orleans, La.

7 - Virginia State Tournament - Harrisonburg, Va.

1981-82

Coach: Carol Alfano

Record: 16-12; Metro: 0-5

| | | | |
|---------|---------------------------------------|---|--------|
| Nov. 24 | at William & Mary | W | 89-58 |
| Nov. 28 | Radford | W | 81-63 |
| Dec. 4 | vs. American ¹ | W | 92-57 |
| Dec. 5 | at George Washington ¹ | W | 73-54 |
| Dec. 7 | Old Dominion | L | 45-82 |
| Dec. 11 | at Duke | L | 58-71 |
| Dec. 19 | Charleston WV | W | 88-74 |
| Dec. 27 | vs. Queens ² | W | 100-51 |
| Dec. 28 | vs. Detroit Mercy ² | L | 47-65 |
| Dec. 29 | vs. DePaul ² | W | 62-61 |
| Jan. 2 | vs. West Virginia ³ (2 OT) | L | 81-82 |
| Jan. 6 | Appalachian State | W | 64-57 |
| Jan. 9 | Yale | W | 95-66 |
| Jan. 12 | at East Tennessee State | L | 60-80 |
| Jan. 16 | Florida State [*] | L | 82-93 |
| Jan. 18 | Marshall | W | 71-52 |
| Jan. 22 | Louisville [*] | L | 68-72 |
| Jan. 25 | #5 N.C. State | L | 47-48 |
| Jan. 29 | vs. Tulane ^{*4} | L | 64-72 |
| Jan. 31 | at Cincinnati [*] | L | 81-86 |
| Feb. 3 | Memphis [*] | L | 68-77 |
| Feb. 6 | vs. Virginia ³ | W | 63-56 |
| Feb. 10 | at James Madison | W | 85-74 |
| Feb. 13 | North Carolina | W | 76-74 |
| Feb. 16 | Liberty | W | 77-44 |
| Feb. 20 | Roanoke | W | 100-67 |
| Feb. 25 | vs. Tulane ⁵ | W | 62-52 |
| Feb. 26 | at Memphis ⁵ | L | 59-83 |

1 - Belaire Classic - Washington, D.C.

2 - Queens College Tournament - Flushing, N.Y.

3 - in Roanoke, Va.

4 - in Cincinnati, Ohio

5 - Metro Tournament - Memphis, Tenn.

1982-83

Coach: Carol Alfano

Record: 13-12; Metro: 2-3

| | | | |
|---------|----------------------|---|-------|
| Nov. 29 | at Marshall | W | 73-69 |
| Dec. 1 | East Tennessee State | W | 64-63 |
| Dec. 6 | at #12 N.C. State | L | 63-79 |

| | | | |
|---------|--------------------------------|---|--------|
| Dec. 9 | at Radford | W | 73-63 |
| Dec. 11 | Howard | W | 78-54 |
| Dec. 18 | at Charleston WV | W | 81-64 |
| Dec. 20 | at Old Dominion | L | 53-84 |
| Dec. 27 | vs. St. John's ¹ | L | 60-64 |
| Dec. 28 | vs. Temple ¹ (2 OT) | L | 83-85 |
| Jan. 4 | #11 Tennessee | L | 47-55 |
| Jan. 8 | at Virginia | L | 66-70 |
| Jan. 15 | at West Virginia | L | 66-71 |
| Jan. 17 | at Appalachian State | W | 92-79 |
| Jan. 22 | at Memphis [*] | L | 60-78 |
| Jan. 29 | Cincinnati [*] | W | 86-63 |
| Jan. 31 | Louisville [*] | W | 68-61 |
| Feb. 5 | VCU | W | 81-57 |
| Feb. 8 | at Charlotte | W | 66-60 |
| Feb. 11 | at Cincinnati [*] | L | 58-81 |
| Feb. 13 | at Louisville [*] | L | 54-63 |
| Feb. 16 | James Madison | W | 57-47 |
| Feb. 19 | Morehead State | W | 61-60 |
| Feb. 21 | at #20 North Carolina | L | 83-100 |
| Feb. 28 | at Liberty | W | 78-74 |
| Mar. 6 | vs. Memphis ² | L | 64-72 |

1 - Queens College Holiday Classic - Flushing, N.Y.

2 - Metro Tournament - Louisville, Ky.

1983-84

Coach: Carol Alfano

Record: 15-15; Metro: 4-6

| | | | |
|---------|---------------------------------|---|--------|
| Nov. 26 | Charleston WV | W | 101-85 |
| Nov. 29 | at East Tennessee State | L | 60-67 |
| Dec. 10 | at Howard | W | 89-65 |
| Dec. 17 | Marshall | W | 76-64 |
| Dec. 20 | Georgia Southern ¹ | W | 84-61 |
| Dec. 21 | Mississippi State ¹ | L | 87-89 |
| Dec. 22 | Northwestern ¹ | W | 85-77 |
| Dec. 30 | vs. North Carolina ² | L | 52-73 |
| Dec. 31 | vs. #13 N.C. State ² | L | 63-74 |
| Jan. 4 | vs. Virginia ³ | L | 70-88 |
| Jan. 7 | Appalachian State | W | 95-76 |
| Jan. 10 | at #8 Tennessee | L | 63-77 |
| Jan. 13 | West Virginia | W | 73-62 |
| Jan. 16 | at Morehead State | W | 75-62 |
| Jan. 21 | Memphis [*] | L | 62-74 |
| Jan. 28 | at Cincinnati [*] | W | 92-86 |
| Jan. 30 | at Louisville [*] | L | 72-81 |
| Feb. 4 | Florida State [*] | W | 68-63 |
| Feb. 6 | Louisville [*] | W | 93-61 |
| Feb. 10 | Cincinnati [*] | W | 101-93 |
| Feb. 13 | at VCU | W | 81-63 |
| Feb. 18 | at South Carolina [*] | L | 74-89 |
| Feb. 21 | at James Madison | L | 59-72 |
| Feb. 24 | at Southern Miss. [*] | L | 75-91 |
| Feb. 26 | at Tulane [*] | L | 59-64 |
| Mar. 1 | #5 Old Dominion | L | 67-100 |
| Mar. 3 | South Carolina [*] | L | 70-80 |
| Mar. 5 | vs. Southern Miss. ⁴ | W | 94-86 |
| Mar. 6 | vs. Louisville ⁴ | L | 60-63 |
| Mar. 7 | vs. South Carolina ⁴ | W | 89-76 |

1 - Marriott-Converse Christmas Classic - Blacksburg, Va.

2 - Dogwood Classic - Fayetteville, N.C.

3 - in Roanoke, Va.

4 - Metro Tournament - Cincinnati, Ohio

1984-85

Coach: Carol Alfano

Record: 16-13; Metro: 4-6

| | | | |
|---------|----------------------------------|---|--------|
| Nov. 23 | at Tennessee Tech ¹ | L | 79-94 |
| Nov. 24 | vs. Ohio ¹ | L | 77-79 |
| Nov. 28 | East Tennessee State | W | 74-51 |
| Dec. 1 | vs. North Carolina ² | W | 74-73 |
| Dec. 14 | at Charleston WV | W | 109-81 |
| Dec. 17 | UT-Chattanooga ³ | W | 75-59 |
| Dec. 18 | #19 Auburn ³ | L | 60-75 |
| Dec. 19 | #16 Louisiana State ³ | W | 86-77 |
| Dec. 29 | at Clemson | L | 90-101 |
| Jan. 6 | at Florida State [*] | L | 77-85 |
| Jan. 10 | Tulane [*] | W | 104-64 |
| Jan. 12 | Southern Miss. [*] | L | 73-93 |
| Jan. 16 | at #15 Virginia | L | 62-74 |
| Jan. 18 | at Mississippi State | W | 72-66 |
| Jan. 19 | at Memphis [*] | L | 72-77 |
| Jan. 21 | James Madison | W | 73-62 |
| Jan. 26 | at Cincinnati [*] | L | 79-90 |
| Jan. 28 | at Louisville [*] | W | 79-74 |
| Jan. 30 | #02 Old Dominion | L | 76-86 |
| Feb. 2 | South Carolina [*] | W | 59-58 |
| Feb. 7 | Cincinnati [*] | W | 86-74 |
| Feb. 10 | Louisville [*] | L | 68-70 |
| Feb. 12 | at Marshall | W | 85-74 |
| Feb. 15 | at Appalachian State | W | 79-75 |
| Feb. 21 | at South Carolina [*] | L | 72-76 |

| | | | |
|---|--------------------------------|---|-------|
| Feb. 25 | VCU | W | 90-57 |
| Feb. 27 | Radford | W | 71-64 |
| Mar. 3 | vs. Florida State ⁴ | W | 86-65 |
| Mar. 4 | vs. Memphis ⁴ | L | 85-93 |
| 1 - Tennessee Tech Classic - Cookeville, Tenn. | | | |
| 2 - in Salem, Va. | | | |
| 3 - Marriott-Converse Christmas Classic - Blacksburg, Va. | | | |
| 4 - Metro Tournament - Hattiesburg, Miss. | | | |

1985-86

Coach: Carol Alfano
Record: 13-15; Metro: 4-6

| | | | |
|---|---------------------------------|--------|-------|
| Nov. 23 | Charlotte | W | 92-65 |
| Nov. 27 | Clemson | L | 76-77 |
| Nov. 30 | at #5 Old Dominion | W | 73-72 |
| Dec. 4 | at #19 North Carolina | L | 73-75 |
| Dec. 10 | vs. #7 Virginia ¹ | L | 58-87 |
| Dec. 14 | Marshall | W | 91-71 |
| Dec. 20 | Delaware ² | W | 74-61 |
| Dec. 21 | Charleston WV ² | W | 84-68 |
| Dec. 22 | #10 Auburn ² | L | 62-83 |
| Jan. 4 | Florida State* | W | 73-68 |
| Jan. 6 | Memphis* | L | 78-89 |
| Jan. 11 | at Southern Miss.* | W | 89-79 |
| Jan. 13 | at Tulane* | (OT) L | 77-89 |
| Jan. 15 | Appalachian State | W | 90-74 |
| Jan. 21 | at East Tennessee State | L | 56-74 |
| Jan. 25 | Louisville* | W | 89-75 |
| Jan. 27 | Cincinnati* | W | 81-71 |
| Jan. 30 | Randolph-Macon | W | 76-64 |
| Feb. 1 | South Carolina* | L | 83-92 |
| Feb. 5 | at James Madison | L | 59-81 |
| Feb. 8 | at Cincinnati* | L | 68-86 |
| Feb. 10 | at Louisville* | L | 76-91 |
| Feb. 15 | at South Carolina* | L | 53-69 |
| Feb. 18 | at Radford | L | 81-86 |
| Feb. 22 | Mercer | W | 98-67 |
| Feb. 24 | at Charlotte | L | 62-71 |
| Mar. 1 | vs. Southern Miss. ³ | W | 86-76 |
| Mar. 2 | at South Carolina ³ | L | 54-67 |
| 1 - in Roanoke, Va. | | | |
| 2 - Marriott-Converse Christmas Classic - Blacksburg, Va. | | | |
| 3 - Metro Tournament in Columbia, S.C. | | | |

1986-87

Coach: Carol Alfano
Record: 15-14; Metro: 7-5

| | | | |
|---------|----------------------------------|--------|--------|
| Nov. 28 | vs. #15 Mississippi ¹ | L | 59-78 |
| Nov. 29 | vs. Connecticut ¹ | L | 69-71 |
| Dec. 5 | Charleston WV ² | W | 76-52 |
| Dec. 6 | Radford ² | W | 64-55 |
| Dec. 9 | at #8 Virginia | L | 43-73 |
| Dec. 13 | at George Mason | W | 80-64 |
| Dec. 19 | at Old Dominion ³ | L | 54-76 |
| Dec. 20 | vs. Northwestern ³ | L | 64-70 |
| Dec. 28 | vs. #11 Georgia ⁴ | L | 56-80 |
| Dec. 29 | vs. Massachusetts ⁴ | W | 86-63 |
| Jan. 3 | Florida State* | W | 91-78 |
| Jan. 5 | South Carolina* | L | 52-60 |
| Jan. 7 | William & Mary | W | 56-50 |
| Jan. 10 | at Memphis* | L | 59-84 |
| Jan. 12 | at Southern Miss.* | W | 77-50 |
| Jan. 15 | #16 James Madison | W | 63-61 |
| Jan. 24 | at Cincinnati* | W | 85-55 |
| Jan. 26 | at Louisville* | L | 66-71 |
| Jan. 31 | at Florida State* | L | 65-70 |
| Feb. 2 | at South Carolina* | W | 69-65 |
| Feb. 7 | Memphis* | L | 81-82 |
| Feb. 9 | Southern Miss.* | W | 76-65 |
| Feb. 14 | at #3 Auburn | L | 53-81 |
| Feb. 16 | at Mercer | W | 117-84 |
| Feb. 21 | Cincinnati* | (OT) W | 77-68 |
| Feb. 23 | Louisville* | W | 78-73 |
| Mar. 2 | at VCU | L | 74-85 |
| Mar. 5 | Florida State ³ | W | 68-67 |
| Mar. 6 | South Carolina ³ | L | 55-59 |

1 - Lady Sunshine Classic - Orlando, Fla.
2 - Converse Christmas Classic - Blacksburg, Va.
3 - Old Dominion Classic - Norfolk, Va.
4 - Texaco/Wildcat Tournament - Villanova, Pa.
5 - Metro Tournament - Blacksburg, Va.

1987-88

Coach: Carol Alfano
Record: 12-16; Metro: 4-8

| | | | |
|---------|-----------------------------------|---|-------|
| Nov. 27 | vs. Morehead State ¹ | W | 59-52 |
| Nov. 28 | at Appalachian State ¹ | W | 79-71 |
| Dec. 5 | Richmond | W | 70-58 |
| Dec. 8 | #6 Virginia | L | 57-74 |
| Dec. 12 | at George Washington | L | 55-71 |
| Dec. 18 | at William & Mary | W | 58-51 |
| Dec. 29 | vs. #7 Mississippi ² | L | 57-60 |
| Dec. 30 | vs. Colgate ² | W | 94-50 |
| Jan. 2 | VCU | W | 75-74 |
| Jan. 9 | at Southern Miss.* | L | 75-78 |
| Jan. 11 | at Memphis* | W | 73-61 |
| Jan. 16 | Louisville* | W | 68-67 |

| | | | |
|---------|---------------------------------|---|-------|
| Jan. 18 | Cincinnati* | L | 47-50 |
| Jan. 20 | Old Dominion | L | 56-77 |
| Jan. 23 | at Charleston WV | W | 67-65 |
| Jan. 25 | at #20 James Madison | L | 39-79 |
| Jan. 30 | at Florida State* | W | 59-61 |
| Feb. 1 | at South Carolina* | L | 44-75 |
| Feb. 4 | Charlotte | L | 55-69 |
| Feb. 6 | Southern Miss.* | L | 68-79 |
| Feb. 8 | Memphis* | L | 84-89 |
| Feb. 10 | at Radford | W | 77-74 |
| Feb. 13 | at Cincinnati* | L | 62-74 |
| Feb. 15 | at Louisville* | W | 62-59 |
| Feb. 20 | Florida State* | W | 97-81 |
| Feb. 29 | at Kentucky | L | 79-80 |
| Mar. 5 | South Carolina* | L | 69-73 |
| Mar. 10 | vs. Southern Miss. ³ | L | 60-73 |

1 - Appalachian State/Sheraton Classic - Boone, N.C.
2 - St. Peter's Tournament - Jersey City, N.J.
3 - Metro Tournament - Tallahassee, Fla.

1988-89

Coach: Carol Alfano
Record: 16-13; Metro: 7-5

| | | | |
|---------|---------------------------------|--------|-------|
| Nov. 26 | vs. Bradley ¹ | W | 75-57 |
| Nov. 27 | at Syracuse ¹ | (OT) L | 74-76 |
| Nov. 29 | at #10 Virginia | L | 73-75 |
| Dec. 4 | George Washington | W | 51-35 |
| Dec. 10 | James Madison | L | 49-72 |
| Dec. 17 | at Old Dominion | L | 63-68 |
| Dec. 19 | at VCU | (OT) L | 76-88 |
| Dec. 29 | vs. Houston ² | L | 69-80 |
| Dec. 30 | vs. Connecticut ² | W | 65-63 |
| Jan. 4 | at Richmond | L | 54-79 |
| Jan. 9 | Cincinnati* | W | 52-49 |
| Jan. 14 | at Memphis* | W | 75-62 |
| Jan. 16 | at Southern Miss.* | L | 73-82 |
| Jan. 21 | Florida State* | W | 68-67 |
| Jan. 23 | George Mason | W | 67-49 |
| Jan. 28 | at Florida State* | L | 66-69 |
| Jan. 30 | at South Carolina* | L | 52-86 |
| Feb. 4 | at Louisville* | W | 73-62 |
| Feb. 6 | at Cincinnati* | W | 50-66 |
| Feb. 11 | Memphis* | W | 74-55 |
| Feb. 13 | Southern Miss.* | L | 64-72 |
| Feb. 17 | Charleston WV | W | 77-50 |
| Feb. 19 | Kentucky | W | 75-66 |
| Feb. 21 | at Charlotte | W | 78-57 |
| Feb. 25 | South Carolina* | W | 63-59 |
| Mar. 1 | Radford | W | 71-59 |
| Mar. 4 | Louisville* | W | 65-57 |
| Mar. 9 | at Memphis ³ | W | 78-63 |
| Mar. 10 | vs. Southern Miss. ³ | L | 62-70 |

1 - Carrier Classic - Syracuse, N.Y.
2 - Cardinal Classic - Stanford, Calif.
3 - Metro Tournament - Memphis, Tenn.

1989-90

Coach: Carol Alfano
Record: 14-14; Metro: 8-6

| | | | |
|---------|---------------------------------|---|-------|
| Nov. 25 | West Virginia State | W | 93-40 |
| Nov. 28 | at #1 Tennessee | L | 55-81 |
| Dec. 1 | vs. St John's ¹ | L | 67-78 |
| Dec. 2 | vs. Ohio ¹ | L | 55-62 |
| Dec. 6 | at George Mason | L | 54-69 |
| Dec. 21 | #23 Old Dominion | L | 72-84 |
| Dec. 29 | vs. Boston College ² | W | 74-65 |
| Dec. 30 | at Richmond ² | L | 58-66 |
| Jan. 3 | #10 Virginia | L | 77-79 |
| Jan. 6 | Florida State* | L | 64-68 |
| Jan. 8 | Liberty | W | 80-54 |
| Jan. 13 | at Memphis* | W | 69-68 |
| Jan. 15 | at Southern Miss.* | L | 63-85 |
| Jan. 20 | Tulane* | W | 82-59 |
| Jan. 23 | VCU | W | 64-52 |

| | | | |
|---------|-----------------------------|--------|-------|
| Jan. 27 | at Cincinnati* | W | 56-42 |
| Jan. 29 | at Louisville* | W | 65-54 |
| Feb. 3 | at Florida State* | L | 52-69 |
| Feb. 5 | at South Carolina* | L | 47-72 |
| Feb. 10 | Memphis* | W | 77-59 |
| Feb. 12 | Southern Miss.* | L | 53-62 |
| Feb. 17 | James Madison | (OT) W | 53-50 |
| Feb. 21 | South Carolina* | L | 59-67 |
| Feb. 24 | Cincinnati* | W | 72-59 |
| Feb. 26 | Louisville* | W | 81-62 |
| Feb. 28 | at Radford | W | 66-54 |
| Mar. 3 | at Tulane* | W | 70-53 |
| Mar. 8 | vs. Louisville ³ | L | 60-85 |

1 - Roger I. White Invitational - Evanston, Ill.
2 - Dole Pineapple Classic - Richmond, Va.
3 - Metro Tournament - Cincinnati, Ohio

1990-91

Coach: Carol Alfano
Record: 12-15; Metro: 8-6

| | | | |
|---------|-----------------------------------|---|-------|
| Nov. 23 | vs. Lamar ¹ | L | 54-71 |
| Nov. 24 | vs. Eastern Illinois ¹ | L | 66-70 |
| Nov. 28 | at #1 Virginia | L | 44-93 |
| Dec. 3 | #6 Tennessee | L | 54-64 |
| Dec. 8 | at Old Dominion | L | 69-80 |
| Dec. 20 | West Virginia | L | 80-84 |
| Dec. 29 | Towson State ² | W | 92-61 |
| Dec. 30 | George Mason ² | L | 56-57 |
| Jan. 2 | William & Mary | W | 75-60 |
| Jan. 5 | at Memphis* | W | 71-65 |
| Jan. 7 | Florida State* | L | 64-78 |
| Jan. 12 | at Southern Miss.* | L | 67-79 |
| Jan. 14 | at Tulane* | W | 64-54 |
| Jan. 19 | South Carolina* | W | 69-67 |
| Jan. 21 | James Madison | L | 48-64 |
| Jan. 26 | at Cincinnati* | W | 74-59 |
| Jan. 28 | at Louisville* | L | 61-78 |
| Feb. 2 | Memphis* | W | 77-73 |
| Feb. 4 | at Liberty | W | 77-56 |
| Feb. 7 | Southern Miss.* | W | 75-64 |
| Feb. 11 | Tulane* | W | 67-41 |
| Feb. 16 | at South Carolina* | L | 51-66 |
| Feb. 18 | at Florida State* | L | 53-76 |
| Feb. 21 | Radford | W | 87-49 |
| Feb. 23 | Cincinnati* | W | 55-52 |
| Feb. 27 | at Louisville* | L | 57-70 |
| Mar. 4 | vs. Southern Miss. ³ | L | 71-91 |

1 - Florida International - Miami, Fla.

2 - Diamond Club Classic - Blacksburg, Va.

3 - Metro Tournament - Louisville, Ky.

1991-92

Coach: Carol Alfano
Record: 10-18; Metro: 3-9

| | | | |
|---------|--------------------------------|---|-------|
| Nov. 27 | at Air Force | W | 75-70 |
| Nov. 29 | vs. #6 Vanderbilt ¹ | L | 63-78 |
| Nov. 30 | vs. Illinois ¹ | L | 66-68 |
| Dec. 4 | at East Tennessee State | W | 93-86 |
| Dec. 7 | Old Dominion | L | 55-71 |
| Dec. 19 | at North Carolina | L | 62-76 |
| Dec. 29 | Akron ² | W | 78-60 |
| Dec. 30 | UNC Greensboro ² | W | 84-65 |
| Jan. 4 | at VCU* | L | 66-74 |
| Jan. 6 | at William & Mary | W | 62-42 |
| Jan. 12 | at Youngstown State | L | 81-92 |
| Jan. 18 | Charlotte* | L | 53-75 |
| Jan. 20 | South Florida* | W | 74-59 |
| Jan. 25 | at Dayton | L | 71-75 |
| Jan. 27 | at Louisville* | L | 44-93 |
| Feb. 1 | at Tulane* | L | 56-59 |
| Feb. 3 | at Southern Miss.* | L | 55-86 |

| | | | |
|---------|---------------------------------|---|-------|
| Feb. 8 | VCU* | L | 57-59 |
| Feb. 10 | Dayton | W | 71-55 |
| Feb. 12 | at Radford | L | 72-75 |
| Feb. 15 | at South Florida* | W | 67-64 |
| Feb. 17 | at James Madison | L | 62-75 |
| Feb. 24 | Louisville* | L | 56-75 |
| Feb. 29 | Tulane* | L | 43-63 |
| Mar. 2 | Southern Miss.* | W | 64-62 |
| Mar. 7 | at Charlotte* | L | 57-86 |
| Mar. 11 | vs. Charlotte ³ | W | 67-61 |
| Mar. 12 | vs. Southern Miss. ³ | L | 63-76 |

1 - Coors Classic - Boulder, Colo.

2 - Diamond Club Classic - Blacksburg, Va.

3 - Metro Tournament - Louisville, Ky.

1992-93

Coach: Carol Alfano
Record: 20-8; Metro: 8-4

| | | | |
|---------|--------------------------------|--------|-------|
| Dec. 1 | Wingate | W | 58-43 |
| Dec. 4 | vs. East Carolina ¹ | W | 86-72 |
| Dec. 5 | at Duke ¹ | L | 63-85 |
| Dec. 8 | #6 Virginia | L | 59-93 |
| Dec. 19 | at Old Dominion | W | 76-63 |
| Dec. 21 | East Tennessee State | W | 91-59 |
| Dec. 29 | Drexel ² | W | 92-41 |
| Dec. 30 | Marshall ² | W | 84-78 |
| Jan. 2 | Gardner-Webb | W | 89-59 |
| Jan. 6 | at UNC Greensboro | L | 54-63 |
| Jan. 9 | VCU* | W | 70-67 |
| Jan. 11 | at Western Carolina | W | 74-48 |
| Jan. 16 | Tulane* | W | 80-57 |
| Jan. 18 | Southern Miss.* | W | 85-70 |
| Jan. 20 | Radford | W | 81-68 |
| Jan. 25 | at Louisville* | W | 79-75 |
| Jan. 30 | at South Florida* | (OT) W | 85-83 |
| Feb. 1 | at Charlotte* | L | 44-81 |
| Feb. 9 | James Madison | W | 81-60 |
| Feb. 13 | at Southern Miss.* | L | 80-89 |
| Feb. 15 | at Tulane* | L | 65-79 |
| Feb. 20 | South Florida* | W | 82-62 |
| Feb. 22 | Louisville* | W | 82-61 |
| Feb. 25 | at Morehead State | W | 94-88 |
| Mar. 1 | at VCU* | L | 69-71 |
| Mar. 4 | Charlotte* | W | 76-70 |
| Mar. 10 | vs. South Florida ³ | W | 74-50 |
| Mar. 11 | at Louisville ³ | L | 73-92 |

1 - Duke Classic - Durham, N.C.

2 - Diamond Club Classic - Blacksburg, Va.

3 - Metro Tournament - Louisville, Ky.

1993-94

Coach: Carol Alfano
Record: 24-6; Metro: 9-3

| | | | |
|---------|------------------------------------|---|--------|
| Dec. 1 | Western Carolina | W | 102-43 |
| Dec. 4 | Ohio | W | 75-60 |
| Dec. 8 | at #8 Virginia | L | 66-78 |
| Dec. 18 | vs. Mississippi State ¹ | W | 76-61 |
| Dec. 19 | vs. Colorado State ¹ | W | 73-69 |
| Dec. 29 | Colgate ² | W | 90-68 |
| Dec. 30 | Appalachian State ² | W | 77-76 |
| Jan. 2 | at East Tennessee State | W | 77-71 |
| Jan. 6 | Morehead State | W | 86-52 |
| Jan. 8 | UT-Chattanooga | W | 79-73 |
| Jan. 10 | South Florida* | W | 72-59 |
| Jan. 12 | Bradley | W | 76-52 |
| Jan. 15 | at Tulane* | L | 64-75 |
| Jan. 17 | at Southern Miss.* | L | 62-93 |
| Jan. 20 | at Tennessee | L | 51-88 |
| Jan. 25 | at James Madison | W | 74-60 |
| Jan. 28 | Louisville* | W | 72-54 |
| Feb. 1 | at Radford | W | 72-63 |
| Feb. 3 | Charlotte* | W | 65-53 |

The 1993-94 team won the Metro Conference Tournament and was the first Tech team to go to the NCAA Tournament.



YEAR-BY-YEAR RESULTS CONTINUED

| | | | |
|---------|-------------------------------------|---|-------|
| Feb. 8 | at Louisville * | W | 57-53 |
| Feb. 12 | VCU * | W | 64-54 |
| Feb. 19 | at South Florida * | L | 64-77 |
| Feb. 22 | at VCU * | W | 65-49 |
| Feb. 26 | Tulane * | W | 71-65 |
| Feb. 28 | #19 Southern Miss. * | W | 60-50 |
| Mar. 3 | at Charlotte * | W | 60-37 |
| Mar. 8 | vs. VCU ³ | W | 61-46 |
| Mar. 9 | vs. Charlotte ³ | W | 63-55 |
| Mar. 10 | vs. #19 Southern Miss. ³ | W | 83-76 |
| Mar. 16 | Auburn ⁴ | L | 51-60 |

1 - Pepperdine Tournament - Malibu, Calif.
 2 - Diamond Club Classic - Blacksburg, Va.
 3 - Metro Tournament - Louisville, Ky.
 4 - NCAA Tournament - Blacksburg, Va.

1994-95

Coach: Carol Alfano

Record: 22-9; Metro: 10-2

| | | | |
|---------|-----------------------------------|-------|-------|
| Nov. 15 | at Maryland ¹ | W | 68-53 |
| Nov. 17 | at SW Missouri State ² | L | 45-61 |
| Nov. 28 | at Ohio (OT) L | 66-67 | |
| Dec. 1 | Radford | W | 72-42 |
| Dec. 3 | at UT-Chattanooga | W | 64-45 |
| Dec. 6 | Winthrop | W | 65-45 |
| Dec. 19 | vs. Michigan State ³ | W | 63-61 |
| Dec. 20 | vs. Oklahoma State ³ | W | 83-77 |
| Dec. 21 | vs. Texas Tech ³ | L | 47-68 |
| Dec. 29 | Furman ⁴ | W | 73-61 |
| Dec. 30 | #4 North Carolina ⁴ | L | 52-57 |
| Jan. 2 | at William & Mary | W | 72-53 |
| Jan. 6 | at Louisville * | W | 56-54 |
| Jan. 8 | at VCU * | W | 54-51 |
| Jan. 13 | #9 Virginia | W | 69-62 |
| Jan. 15 | South Florida * | W | 72-52 |
| Jan. 20 | Charlotte * | W | 68-55 |
| Jan. 23 | James Madison | W | 68-54 |
| Jan. 27 | at Tulane * | L | 62-72 |
| Jan. 29 | at Southern Miss. * | L | 66-75 |
| Feb. 3 | at Charlotte * | W | 63-54 |
| Feb. 10 | Southern Miss. * | W | 64-63 |
| Feb. 12 | Tulane * | W | 77-65 |
| Feb. 17 | VCU * | W | 81-63 |
| Feb. 19 | at South Florida * | W | 85-69 |
| Feb. 22 | #2 Tennessee | L | 33-66 |
| Feb. 26 | Louisville * | W | 68-60 |
| Mar. 1 | at West Virginia | W | 82-66 |
| Mar. 9 | vs. Southern Miss. ⁵ | L | 66-67 |
| Mar. 16 | vs. St. Joseph's ⁶ | W | 62-52 |
| Mar. 18 | at #1 Connecticut ⁶ | L | 45-91 |

1 - Preseason WNIT - College Park, Md.
 2 - Preseason WNIT - Springfield, Mo.
 3 - San Juan Shootout - San Juan, P.R.
 4 - Diamond Club Classic - Blacksburg, Va.
 5 - Metro Tournament - Louisville, Ky.
 6 - NCAA Tournament - Storrs, Conn.

1995-96

Coach: Carol Alfano

Record: 11-17; Atlantic 10: 8-8

| | | | |
|---------|----------------------------------|-------|-------|
| Nov. 24 | at Stetson | L | 77-83 |
| Nov. 29 | at Radford | L | 64-81 |
| Dec. 6 | at #5 Virginia | L | 38-80 |
| Dec. 9 | VCU | L | 54-57 |
| Dec. 19 | at Northern Arizona ¹ | L | 50-80 |
| Dec. 20 | vs. Florida ¹ | L | 48-65 |
| Dec. 29 | Hampton ² | W | 84-66 |
| Dec. 30 | Campbell ² | W | 70-59 |
| Jan. 3 | at Fordham * | W | 75-59 |
| Jan. 11 | at James Madison | L | 58-75 |
| Jan. 13 | at George Washington * | L | 58-79 |
| Jan. 18 | at Massachusetts * | L | 47-65 |
| Jan. 20 | at Duquesne * | L | 68-73 |
| Jan. 25 | La Salle * | W | 70-65 |
| Jan. 28 | Xavier OH * (OT) W | 87-82 | |
| Feb. 1 | at La Salle * | L | 53-77 |
| Feb. 3 | at St. Joseph's * | L | 50-57 |
| Feb. 7 | Duquesne * | W | 65-56 |
| Feb. 10 | Rhode Island * | L | 63-68 |
| Feb. 12 | Temple * | W | 86-49 |
| Feb. 15 | at Dayton * | W | 66-59 |
| Feb. 17 | at Xavier OH * | L | 70-83 |
| Feb. 20 | Richmond | L | 55-64 |
| Feb. 22 | St Bonaventure * | W | 75-68 |
| Feb. 24 | Dayton * | W | 79-59 |
| Feb. 27 | George Washington * (OT) L | 60-64 | |
| Mar. 1 | Fordham ³ (2 OT) W | 90-78 | |
| Mar. 2 | Massachusetts ³ | L | 42-64 |

1 - Woodlands Plaza Classic - Flagstaff, Ariz.
 2 - Diamond Club Classic - Blacksburg, Va.
 3 - Atlantic 10 Tournament - Blacksburg, Va.

1996-97

Coach: Carol Alfano

Record: 10-21; Atlantic 10: 4-12

| | | | |
|---------|----------------------------------|--------|-------|
| Nov. 21 | UNC Greensboro | W | 89-86 |
| Nov. 29 | vs. Michigan ¹ | L | 63-79 |
| Nov. 30 | vs. Pittsburgh ¹ | L | 63-72 |
| Dec. 1 | vs. Houston ¹ | W | 69-66 |
| Dec. 5 | James Madison | L | 54-56 |
| Dec. 11 | Radford | L | 83-84 |
| Dec. 19 | at Richmond | L | 76-82 |
| Dec. 29 | vs. Cornell ² | W | 73-50 |
| Dec. 30 | vs. Loyola (Md.) ² | W | 58-55 |
| Jan. 3 | Iona | W | 50-49 |
| Jan. 6 | at George Washington * | L | 57-83 |
| Jan. 8 | at Appalachian State | L | 58-67 |
| Jan. 10 | at Temple * | L | 61-79 |
| Jan. 12 | St. Joseph's * | L | 44-75 |
| Jan. 16 | at Xavier * (OT) L | 62-73 | |
| Jan. 18 | at Dayton * (2 OT) W | 103-98 | |
| Jan. 21 | George Washington * | L | 44-82 |
| Jan. 23 | at La Salle * | L | 40-69 |
| Jan. 25 | at Duquesne * | L | 67-84 |
| Jan. 29 | Massachusetts * | L | 52-54 |
| Feb. 1 | at Rhode Island * | L | 58-69 |
| Feb. 3 | Fordham * | W | 63-61 |
| Feb. 6 | #8 Virginia | L | 41-90 |
| Feb. 9 | at St. Bonaventure * | L | 63-75 |
| Feb. 13 | Dayton * | W | 84-65 |
| Feb. 15 | Xavier * | L | 54-65 |
| Feb. 17 | at VCU | L | 60-65 |
| Feb. 20 | Duquesne * | W | 70-62 |
| Feb. 22 | La Salle * | L | 54-67 |
| Feb. 25 | vs. St. Bonaventure ³ | W | 83-78 |
| Feb. 27 | vs. La Salle ⁴ | L | 66-81 |

1 - Hawaiian Airlines Wahine Classic - Honolulu, Hawaii
 2 - Diamond Club Classic - Blacksburg, Va.
 3 - Atlantic 10 Tournament - St. Bonaventure, N.Y.
 4 - Atlantic 10 Tournament - Philadelphia, Pa.

1997-98

Coach: Bonnie Henrickson

Record: 22-10; Atlantic 10: 11-5

| | | | |
|---------|---------------------------------------|-------|-------|
| Nov. 21 | East Carolina | W | 68-39 |
| Nov. 25 | at #12 Virginia | L | 49-64 |
| Nov. 28 | vs. St. Mary's ¹ | W | 68-59 |
| Nov. 29 | vs. Villanova ¹ | L | 46-55 |
| Dec. 2 | Appalachian State | W | 65-49 |
| Dec. 4 | at UNC Greensboro | W | 88-74 |
| Dec. 10 | at Radford | W | 84-67 |
| Dec. 21 | at James Madison | L | 70-77 |
| Dec. 29 | UMBC | W | 89-36 |
| Dec. 30 | Siena | L | 64-69 |
| Jan. 2 | Rhode Island * | W | 84-60 |
| Jan. 4 | Massachusetts * | L | 56-58 |
| Jan. 8 | at Xavier * | L | 74-83 |
| Jan. 10 | at Dayton * | W | 75-64 |
| Jan. 13 | La Salle * | W | 65-57 |
| Jan. 17 | at George Washington * | W | 64-57 |
| Jan. 24 | St. Bonaventure * | W | 84-73 |
| Jan. 27 | at Duquesne * | L | 86-99 |
| Jan. 29 | George Washington * | W | 67-55 |
| Feb. 1 | at La Salle * | W | 67-55 |
| Feb. 5 | Dayton * | W | 68-66 |
| Feb. 9 | Xavier * | L | 68-69 |
| Feb. 12 | at St. Joseph's * | L | 43-58 |
| Feb. 14 | at Temple * | W | 69-51 |
| Feb. 19 | Duquesne * | W | 79-78 |
| Feb. 21 | at Fordham * | W | 59-44 |
| Feb. 24 | Fordham ² | W | 79-40 |
| Feb. 26 | vs. St. Joseph's ³ | W | 67-62 |
| Mar. 1 | vs. George Washington ⁴ | W | 73-72 |
| Mar. 2 | vs. Massachusetts ¹ (OT) W | 66-64 | |
| Mar. 14 | vs. #24 Wisconsin ⁵ | W | 75-64 |
| Mar. 16 | vs. #12 Florida ⁵ | L | 57-89 |

1 - St. Mary's Thanksgiving Tipoff Classic - Moraga, Calif.
 2 - Atlantic 10 Tournament - Blacksburg, Va.
 3 - Atlantic 10 Tournament - Philadelphia, Pa.
 4 - Atlantic 10 Tournament - Amherst, Mass.
 5 - NCAA Tournament - Gainesville, Fla.

1998-99

Coach: Bonnie Henrickson

Record: 28-3; Atlantic 10: 15-1

| | | | |
|---------|----------------------|---|-------|
| Nov. 13 | at Liberty | W | 69-55 |
| Nov. 15 | at Duke | W | 72-70 |
| Nov. 22 | Radford | W | 86-52 |
| Nov. 24 | James Madison | W | 72-54 |
| Nov. 30 | #18 Virginia | W | 81-65 |
| Dec. 3 | at Appalachian State | W | 69-60 |

| | | | |
|---------|----------------------------------|-------|-------|
| Dec. 9 | East Carolina | W | 77-45 |
| Dec. 12 | Duquesne * | W | 67-60 |
| Dec. 21 | George Mason | W | 66-57 |
| Dec. 28 | Akron ¹ | W | 80-59 |
| Dec. 29 | Mississippi State ¹ | W | 73-52 |
| Jan. 2 | Fordham * | W | 78-61 |
| Jan. 4 | Dayton * | W | 76-59 |
| Jan. 8 | at Duquesne * | W | 80-69 |
| Jan. 10 | George Washington * | W | 74-65 |
| Jan. 15 | at St. Bonaventure * | W | 87-64 |
| Jan. 22 | St. Joseph's * | W | 65-56 |
| Jan. 24 | Temple * | W | 89-69 |
| Jan. 29 | at Xavier * | L | 67-71 |
| Jan. 31 | at Dayton * | W | 68-60 |
| Feb. 5 | Xavier * | W | 61-60 |
| Feb. 7 | La Salle * | W | 70-57 |
| Feb. 12 | at Massachusetts * | W | 67-51 |
| Feb. 14 | at Rhode Island * | W | 64-62 |
| Feb. 18 | at La Salle * | W | 70-57 |
| Feb. 21 | George Washington * | W | 66-64 |
| Feb. 27 | vs. Dayton ² (3 OT) W | 73-72 | |
| Feb. 28 | vs. Xavier ² | L | 79-86 |
| Mar. 13 | vs. Saint Peter's ³ | W | 73-48 |
| Mar. 15 | vs. Auburn ³ | W | 76-61 |
| Mar. 20 | vs. #2 Tennessee ⁴ | L | 52-68 |

1 - Diamond Club Classic - Blacksburg, Va.
 2 - Atlantic 10 Tournament - Philadelphia, Pa.
 3 - NCAA Tournament - Blacksburg, Va.
 4 - NCAA Tournament - Greensboro, N.C.

1999-00

Coach: Bonnie Henrickson

Record: 20-11; Atlantic 10: 12-6

| | | | |
|---------|----------------------------------|-------|-------|
| Nov. 15 | Liberty | W | 60-45 |
| Nov. 17 | #5 Georgia ¹ | L | 60-65 |
| Nov. 26 | vs. Southern Utah ² | W | 63-55 |
| Nov. 27 | at #14 Oregon ² | L | 53-73 |
| Nov. 30 | Appalachian State | W | 75-55 |
| Dec. 2 | at James Madison | W | 66-50 |
| Dec. 5 | Duquesne * | W | 78-42 |
| Dec. 8 | #18 Duke | L | 61-70 |
| Dec. 20 | at Virginia | L | 62-67 |
| Dec. 29 | Hampton ³ | W | 93-61 |
| Dec. 30 | Charlotte ³ | W | 72-61 |
| Jan. 2 | at Radford | W | 66-42 |
| Jan. 6 | Rhode Island * | W | 81-38 |
| Jan. 9 | George Washington * | L | 64-76 |
| Jan. 16 | at La Salle * | W | 76-57 |
| Jan. 21 | at Temple * | W | 59-54 |
| Jan. 23 | at St. Joseph's * | W | 62-53 |
| Jan. 28 | Dayton * | L | 65-69 |
| Jan. 30 | Xavier * | L | 60-64 |
| Feb. 2 | at George Washington * | L | 58-73 |
| Feb. 6 | at Fordham * | W | 75-52 |
| Feb. 10 | at Xavier * | L | 46-68 |
| Feb. 13 | Massachusetts * | W | 66-45 |
| Feb. 17 | St. Bonaventure * | W | 73-56 |
| Feb. 20 | at Duquesne * | W | 68-56 |
| Feb. 24 | La Salle * | W | 64-57 |
| Feb. 27 | at Dayton * | W | 68-63 |
| Mar. 3 | vs. Rhode Island * ⁴ | W | 68-37 |
| Mar. 4 | vs. Massachusetts * ⁴ | L | 54-58 |
| Mar. 16 | Georgia State ⁵ | W | 80-56 |
| Mar. 18 | Maryland ⁵ (OT) L | 60-68 | |

1 - Preseason WNIT - Blacksburg, Va.
 2 - Pepsi Shootout - Eugene, Ore.
 3 - Virginia Lottery-Hokie Hardwood Classic - Blacksburg, Va.
 4 - Atlantic 10 Tournament - Philadelphia, Pa.
 5 - WNIT - Blacksburg, Va.

2000-01

Coach: Bonnie Henrickson

Record: 22-9; BIG EAST: 11-5

| | | | |
|---------|---------------------------------|---|-------|
| Nov. 17 | Liberty | W | 72-51 |
| Nov. 21 | James Madison | W | 78-60 |
| Nov. 25 | vs. Michigan State ¹ | W | 50-36 |
| Nov. 26 | at Florida State ¹ | L | 57-77 |
| Nov. 30 | #17 Virginia | W | 57-56 |
| Dec. 2 | at Richmond | W | 77-74 |
| Dec. 6 | at #7 Rutgers * | L | 53-61 |
| Dec. 9 | Radford | W | 71-45 |
| Dec. 18 | at Clemson | L | 59-80 |
| Dec. 21 | at Old Dominion | W | 69-57 |
| Dec. 28 | UNC Asheville ² | W | 85-47 |
| Dec. 29 | Maine ² | W | 79-68 |
| Jan. 3 | #3 Notre Dame * | L | 64-75 |
| Jan. 7 | Miami * | W | 64-51 |
| Jan. 13 | at #3 Notre Dame * | L | 55-75 |

| | | | |
|---------|---------------------------------|-------|-------|
| Jan. 17 | at Boston College * | W | 64-52 |
| Jan. 20 | Georgetown * | W | 79-50 |
| Jan. 23 | Villanova * | W | 65-59 |
| Jan. 31 | at Syracuse * | W | 48-46 |
| Feb. 3 | Providence * | W | 65-54 |
| Feb. 7 | #3 Connecticut * | L | 38-90 |
| Feb. 11 | Pittsburgh * | W | 86-50 |
| Feb. 14 | at West Virginia * | W | 92-53 |
| Feb. 18 | Boston College * (OT) L | 59-65 | |
| Feb. 21 | Providence * | W | 71-64 |
| Feb. 24 | at Seton Hall * | W | 52-46 |
| Feb. 27 | at St. John's * | W | 62-54 |
| Mar. 4 | vs. #21 Villanova ³ | W | 73-67 |
| Mar. 5 | vs. #1 Notre Dame ³ | L | 49-67 |
| Mar. 16 | vs. Denver ⁴ | W | 77-57 |
| Mar. 18 | vs. #12 Texas Tech ⁴ | L | 52-73 |

1 - Tallahassee Democrat Classic - Tallahassee, Fla.
 2 - Lady Luck Classic - Blacksburg, Va.
 3 - BIG EAST Tournament - Storrs, Conn.
 4 - NCAA Tournament - Lubbock, Texas

2001-02

Coach: Bonnie Henrickson

Record: 21-11; BIG EAST: 9-7

| | | | |
|-----------|-----------------------------|---|-------|
| Nov. 15 | Richmond | W | 76-62 |
| Nov. 19 | #16 Old Dominion | W | 68-62 |
| Nov. 24 | vs. N.W. State ¹ | W | 71-46 |
| Nov. 25 | at #19 LSU | L | 65-66 |
| Nov. 29 | at Virginia | L | 58-60 |
| Dec. 5 | at Pittsburgh * | W | 83-64 |
| Dec. 8 | at Liberty | W | 56-40 |
| Dec. 12 | at Radford | W | 80-46 |
| Dec. 21 | at James Madison | W | 70-47 |
| Dec. 28 | Gardner-Webb ² | W | 76-39 |
| Dec. 29 | Hampton ² | W | 83-43 |
| Jan. 3 | Clemson | W | 68-58 |
| Jan. 5 | Syracuse * | W | 62-56 |
| Jan. 9 | Boston College * | W | 73-52 |
| Jan. 12 | at Georgetown * | W | 71-64 |
| Jan. 16 | West Virginia * | W | 67-62 |
| Jan. 19 | St. John's * | W | 69-50 |
| Jan. 23 | at Syracuse * | L | 59-75 |
| Jan. 26 | at Notre Dame * | L | 57-64 |
| Jan. 29 | #1 Connecticut * | L | 50-59 |
| Feb. 5 | Miami * | W | 72-60 |
| Feb. 10 | at #1 Connecticut * | L | 42-77 |
| Feb. 13 | at Providence * | L | 61-67 |
| Feb. 17</ | | | |

| | | | |
|---------|--------------------------------------|---|-------|
| Feb. 26 | at #23 Rutgers * | L | 43-67 |
| Mar. 1 | West Virginia * | W | 76-64 |
| Mar. 4 | at St. John's * | W | 69-53 |
| Mar. 8 | vs. West Virginia ³ | W | 66-60 |
| Mar. 9 | vs. Boston College ³ (OT) | W | 74-70 |
| Mar. 10 | vs. #1 Connecticut ³ | L | 54-71 |
| Mar. 22 | vs. Georgia Tech ⁴ | W | 61-59 |
| Mar. 24 | vs. #10 Purdue ⁴ | L | 62-80 |

1 - FIU Thanksgiving Classic - Miami, Fla.
2 - Lady Luck Classic - Blacksburg, Va.
3 - BIG EAST Tournament - Piscataway, N.J.
4 - NCAA Tournament - West Lafayette, Ind.

2003-04

Coach: Bonnie Henrickson

Record: 23-8; BIG EAST: 10-6

| | | | |
|---------|------------------------------------|---|-------|
| Nov. 21 | Miami (Ohio) | W | 77-60 |
| Nov. 23 | at #24 Virginia | W | 63-62 |
| Nov. 28 | vs. Iowa State ¹ | W | 67-57 |
| Nov. 29 | vs. Mississippi State ¹ | W | 63-56 |
| Dec. 3 | Old Dominion | W | 79-72 |
| Dec. 7 | at Alabama | W | 68-51 |
| Dec. 13 | Maryland | W | 63-43 |
| Dec. 21 | at James Madison | W | 60-53 |
| Dec. 28 | Furman ² | W | 83-70 |
| Dec. 29 | Wake Forest ² | W | 70-59 |
| Jan. 2 | Liberty | W | 52-45 |
| Jan. 4 | Providence * | W | 64-34 |
| Jan. 7 | at Rutgers * | L | 43-56 |
| Jan. 10 | at Notre Dame * | L | 40-53 |
| Jan. 14 | #19 Villanova * | W | 63-50 |
| Jan. 17 | at Georgetown * | L | 50-70 |
| Jan. 21 | at Pittsburgh * | W | 67-57 |
| Jan. 24 | #24 Boston College * | W | 80-64 |
| Jan. 27 | #4 Connecticut * | L | 50-68 |
| Jan. 31 | at Syracuse * | W | 75-60 |
| Feb. 3 | Seton Hall * | W | 64-40 |
| Feb. 10 | at West Virginia * | L | 66-69 |
| Feb. 14 | Miami * | L | 56-65 |
| Feb. 18 | at Seton Hall * | W | 48-42 |
| Feb. 21 | at Providence * | W | 77-56 |
| Feb. 28 | Pittsburgh * | W | 85-55 |
| Mar. 2 | St. John's * | W | 69-38 |
| Mar. 6 | vs. Georgetown ³ | W | 56-47 |
| Mar. 7 | vs. #4 Connecticut ³ | L | 34-48 |
| Mar. 21 | Iowa ⁴ | W | 89-76 |
| Mar. 23 | #5 Penn State ⁴ | L | 48-61 |

1 - Virgin Islands Paradise Jam - St. Thomas, V.I.
2 - Lady Luck Classic - Blacksburg, Va.
3 - BIG EAST Championships - Hartford, Conn.
4 - NCAA Championships - Blacksburg, Va.

2004-05

Coach: Beth Dunkenberger

Record: 17-12; Atlantic Coast: 6-8

| | | | |
|---------|--------------------------------------|----------|--------|
| Nov. 19 | vs. Valparaiso ¹ | W | 64-57 |
| Nov. 20 | at #14 Minnesota ¹ | L | 56-70 |
| Nov. 23 | at James Madison | W | 80-67 |
| Nov. 27 | at Old Dominion | L | 56-87 |
| Dec. 4 | Alabama | W | 72-59 |
| Dec. 7 | at Liberty | W | 66-55 |
| Dec. 12 | St. Francis (Pa.) | W | 77-62 |
| Dec. 18 | vs. Western Michigan ² | W | 72-57 |
| Dec. 19 | vs. #12 Texas Tech ² (OT) | W | 71-70 |
| Dec. 28 | Southern Miss. ³ | W | 105-40 |
| Dec. 30 | Davidson ³ | W | 87-62 |
| Jan. 2 | #17 Maryland * | W | 77-67 |
| Jan. 6 | Fordham | W | 80-67 |
| Jan. 9 | at #2 Duke * | L | 67-88 |
| Jan. 17 | N.C. State * | (OT) L | 75-76 |
| Jan. 20 | at Clemson * | W | 81-66 |
| Jan. 24 | #21 Florida State * | (2 OT) L | 78-81 |
| Jan. 28 | at Virginia * | L | 67-70 |
| Jan. 31 | Wake Forest * | W | 74-64 |
| Feb. 2 | Richmond | W | 79-63 |
| Feb. 6 | at Miami * | L | 67-78 |
| Feb. 11 | at #8 North Carolina * | L | 67-93 |
| Feb. 13 | Virginia * | L | 58-61 |
| Feb. 16 | Georgia Tech * | W | 73-48 |
| Feb. 19 | at #25 Florida State * (3 OT) | L | 83-94 |
| Feb. 24 | at #23 Maryland * | W | 87-79 |
| Feb. 27 | Miami * | W | 90-45 |
| Mar. 4 | vs. Wake Forest ⁴ | L | 56-61 |
| Mar. 20 | vs. #16 DePaul ⁵ | L | 78-79 |

1 - Subway Basketball Classic - Minneapolis, Minn.
2 - Duel In The Desert - Las Vegas, Nev.
3 - Lady Luck Classic - Blacksburg, Va.
4 - ACC Tournament - Greensboro, N.C.
5 - NCAA Championships - College Park, Md.

2005-06

Coach: Beth Dunkenberger

Record: 21-10; Atlantic Coast: 6-8

| | | | |
|---------|------------------------------------|--------|-------|
| Nov. 20 | James Madison | W | 86-71 |
| Nov. 22 | Old Dominion | W | 76-69 |
| Nov. 25 | vs. Denver ¹ | W | 56-40 |
| Nov. 26 | at Southern Methodist ¹ | W | 87-61 |
| Nov. 29 | Evansville | W | 79-59 |
| Dec. 4 | at Richmond | W | 54-47 |
| Dec. 7 | at Radford | W | 58-52 |
| Dec. 10 | Liberty | W | 70-60 |
| Dec. 19 | vs. Western Michigan ² | W | 69-65 |
| Dec. 20 | vs. Texas Tech ² | W | 69-62 |
| Dec. 28 | vs. Longwood ³ | W | 89-70 |
| Dec. 29 | vs. Texas A&M CC ³ | W | 76-64 |
| Jan. 2 | at NC State * | L | 44-65 |
| Jan. 4 | High Point | W | 91-52 |
| Jan. 8 | #19 Boston College * | W | 67-62 |
| Jan. 16 | Virginia * | L | 59-78 |
| Jan. 19 | at Wake Forest * | (OT) L | 71-77 |
| Jan. 23 | #6 Maryland * | L | 62-68 |
| Jan. 29 | at Miami * | L | 62-77 |
| Feb. 2 | at Virginia * | W | 65-54 |
| Feb. 6 | #2 Duke * | L | 62-73 |
| Feb. 9 | Clemson * | W | 82-70 |
| Feb. 13 | at Florida State * | W | 76-69 |
| Feb. 17 | #3 North Carolina * | L | 75-84 |
| Feb. 19 | at Georgia Tech * | W | 70-54 |
| Feb. 22 | at #1 Duke * | L | 51-93 |
| Feb. 26 | Wake Forest * | W | 76-42 |
| Mar. 2 | vs. Wake Forest ⁴ | W | 73-60 |
| Mar. 3 | vs. #2 Duke ⁴ | L | 56-69 |
| Mar. 19 | vs. Missouri ⁵ | W | 82-51 |
| Mar. 21 | vs. #8 Connecticut ⁵ | L | 56-79 |

1 - SMU Tournament - Dallas, Texas
2 - Caribbean Classic - Cancun, Mexico
3 - Lady Luck Classic - Blacksburg, Va.
4 - ACC Championships - Greensboro, N.C.
5 - NCAA Championships - University Park, Pa.

2006-07

Coach: Beth Dunkenberger

Record: 19-15; Atlantic Coast: 6-8

| | | | |
|---------|--------------------------------------|---|--------|
| Nov. 10 | Radford | L | 60-67 |
| Nov. 12 | vs. Howard ¹ | W | 97-78 |
| Nov. 13 | vs. West Virginia ¹ | W | 60-56 |
| Nov. 14 | at #10 LSU ¹ | L | 40-70 |
| Nov. 18 | Delaware State | W | 66-50 |
| Nov. 24 | vs. Iowa State ² | L | 69-75 |
| Nov. 25 | vs. Tennessee Tech ² | W | 87-52 |
| Nov. 28 | William & Mary | L | 41-64 |
| Dec. 2 | Charlotte | W | 80-68 |
| Dec. 5 | at Liberty | W | 55-52 |
| Dec. 18 | East Tennessee State | W | 78-64 |
| Dec. 21 | at UAB | L | 59-70 |
| Dec. 28 | Winston-Salem State ³ | W | 43-33 |
| Dec. 29 | Detroit ³ | W | 71-57 |
| Jan. 2 | Wake Forest * | W | 74-54 |
| Jan. 4 | at #2 North Carolina * | L | 68-102 |
| Jan. 7 | #3 Duke * | L | 54-86 |
| Jan. 10 | vs. UNC Greensboro | W | 56-45 |
| Jan. 15 | Florida State * | L | 60-70 |
| Jan. 18 | at Wake Forest * | W | 74-34 |
| Jan. 22 | at Virginia * | W | 60-58 |
| Jan. 25 | Miami * | W | 78-71 |
| Jan. 29 | at #1 Duke * | L | 65-75 |
| Feb. 3 | Morehead State | W | 77-64 |
| Feb. 5 | Georgia Tech * | W | 73-68 |
| Feb. 8 | at #6 Maryland * | L | 58-68 |
| Feb. 11 | at Clemson * | L | 69-73 |
| Feb. 15 | Virginia * | L | 76-79 |
| Feb. 18 | NC State * | L | 63-68 |
| Feb. 23 | at Boston College * | W | 67-52 |
| Mar. 1 | vs. Boston College ⁴ (OT) | W | 60-54 |
| Mar. 2 | vs. #4 North Carolina ⁴ | L | 60-90 |
| Mar. 17 | Western Carolina ⁵ | W | 74-64 |
| Mar. 22 | Auburn ⁵ | L | 73-81 |

1 - Basketball Travelers Classic - Baton Rouge, La.
2 - Pepperdine Thanksgiving Tournament - Malibu, Calif.
3 - Lady Luck Classic - Blacksburg, Va.
4 - ACC Championships - Greensboro, N.C.
5 - WNIT - Blacksburg, Va.

2007-08

Coach: Beth Dunkenberger

Record: 15-15; Atlantic Coast: 2-12

| | | | |
|---------|-----------------------------------|---|--------|
| Nov. 11 | High Point | W | 103-64 |
| Nov. 14 | Winston-Salem State | W | 67-43 |
| Nov. 19 | Liberty | W | 73-68 |
| Nov. 23 | vs. USC ¹ | L | 64-65 |
| Nov. 24 | vs. Prairie View A&M ¹ | W | 74-66 |

| | | | |
|---------|------------------------------------|--------|-------|
| Nov. 27 | Wofford | W | 75-60 |
| Nov. 30 | Minnesota ² | W | 68-62 |
| Dec. 2 | UAB | W | 77-71 |
| Dec. 5 | NC A&T | W | 85-56 |
| Dec. 16 | at Charlotte | L | 55-76 |
| Dec. 20 | vs. Texas-San Antonio ³ | W | 84-59 |
| Dec. 21 | vs. Robert Morris ³ | W | 76-67 |
| Dec. 29 | Furman ⁴ | W | 82-49 |
| Dec. 30 | East Carolina ⁴ | W | 72-46 |
| Jan. 3 | Boston College * | L | 53-63 |
| Jan. 6 | at Florida State * | L | 63-67 |
| Jan. 10 | #3 North Carolina * | L | 59-79 |
| Jan. 13 | at Virginia * | L | 59-70 |
| Jan. 17 | Clemson * | L | 73-84 |
| Jan. 20 | Dartmouth | (OT) W | 80-73 |
| Jan. 25 | at NC State * | L | 50-60 |
| Feb. 1 | at #9 Duke * | L | 50-85 |
| Feb. 4 | #4 Maryland * | (OT) L | 71-74 |
| Feb. 7 | at Wake Forest * | L | 50-67 |
| Feb. 11 | at Miami * | (OT) W | 81-73 |
| Feb. 17 | Virginia * | L | 53-62 |
| Feb. 22 | #12 Duke * | L | 60-72 |
| Feb. 29 | at Georgia Tech * | L | 43-76 |
| Mar. 2 | Wake Forest * | W | 61-56 |
| Mar. 6 | vs. Boston College ⁵ | L | 47-57 |

1 - Junkanoo Jam - Freeport, Grand Bahamas
2 - Big Ten/ACC Challenge - Blacksburg, Va.
3 - Tulane DoubleTree Classic - New Orleans, La.
4 - Hokie Hardwood Classic - Blacksburg, Va.
5 - ACC Championships - Greensboro, N.C.

2008-09

Coach: Beth Dunkenberger

Record: 12-18; Atlantic Coast: 2-12

| | | | |
|---------|--------------------------------|--------|-------|
| Nov. 14 | UNC Greensboro | W | 59-53 |
| Nov. 18 | Radford | W | 78-54 |
| Nov. 20 | North Carolina Central | W | 81-45 |
| Nov. 23 | at George Mason | W | 69-52 |
| Nov. 28 | vs. St. Joseph's ¹ | W | 66-63 |
| Nov. 29 | at #17 Vanderbilt ¹ | L | 43-72 |
| Dec. 4 | at Wisconsin ² | L | 52-61 |
| Dec. 14 | James Madison | (OT) W | 72-70 |
| Dec. 19 | vs. IUPUI ³ | L | 52-64 |
| Dec. 20 | vs. SMU ³ | L | 56-63 |
| Dec. 29 | Lafayette ⁴ | W | 66-44 |
| Dec. 30 | Liberty ⁴ | L | 43-45 |
| Jan. 5 | Presbyterian | W | 64-31 |
| Jan. 8 | Florida State * | L | 63-67 |
| Jan. 11 | at Boston College * | L | 62-73 |
| Jan. 16 | #4 Duke * | L | 52-57 |
| Jan. 18 | at #12 Maryland * | L | 79-96 |
| Jan. 21 | #16 Virginia * | L | 69-75 |
| Jan. 25 | Longwood | W | 73-57 |
| Jan. 28 | at Clemson * | W | 65-61 |
| Feb. 1 | NC State * | L | 46-57 |
| Feb. 2 | USC Upstate | (OT) W | 68-62 |
| Feb. 5 | at #8 North Carolina * | L | 77-93 |
| Feb. 8 | at #17 Virginia * | L | 61-69 |
| Feb. 12 | Miami * | L | 56-59 |
| Feb. 15 | at Wake Forest * | L | 44-66 |
| Feb. 19 | at #7 Duke * | L | 46-62 |
| Feb. 22 | Wake Forest * | W | 79-55 |
| Feb. 26 | Georgia Tech * | (OT) L | 68-73 |
| Mar. 5 | vs. #24 Virginia ⁵ | L | 57-66 |

1 - Vanderbilt Thanksgiving Tourn. - Nashville, Tenn.
2 - ACC/Big Ten Challenge - Madison, Wisc.
3 - South Padre Is. Shootout - South Padre Is., Texas
4 - Hokie Hardwood Classic - Blacksburg, Va.
5 - ACC Championships - Greensboro, N.C.

2009-10

Coach: Beth Dunkenberger

Record: 15-15 Atlantic Coast: 4-10

| | | | |
|---------|----------------------------|--------|-------|
| Nov. 13 | Longwood | W | 77-55 |
| Nov. 16 | at VCU | L | 58-72 |
| Nov. 19 | George Mason | W | 70-41 |
| Nov. 22 | at James Madison | L | 59-66 |
| Nov. 25 | at Radford | W | 78-51 |
| Nov. 28 | Elon | W | 82-46 |
| Dec. 3 | Michigan ¹ | L | 51-71 |
| Dec. 6 | North Carolina Central | W | 85-44 |
| Dec. 9 | Mount St. Mary's | W | 44-42 |
| Dec. 19 | vs. UAB ² | (OT) W | 68-66 |
| Dec. 20 | at St. John's ² | L | 62-75 |
| Dec. 29 | NJIT ³ | W | 67-51 |
| Dec. 30 | Charlotte ³ | W | 65-54 |
| Jan. 3 | UMBC | W | 74-44 |
| Jan. 7 | at Wake Forest * | L | 63-66 |
| Jan. 14 | #10 North Carolina * | W | 79-64 |
| Jan. 18 | #25 Virginia * | L | 56-70 |
| Jan. 21 | at #6 Duke * | L | 38-69 |
| Jan. 24 | at Miami * | W | 73-69 |
| Jan. 28 | Maryland * | L | 44-60 |

| | | | |
|---------|---------------------------------|---|-------|
| Jan. 31 | at #25 Georgia Tech * | L | 47-61 |
| Feb. 5 | Wake Forest * | L | 51-58 |
| Feb. 7 | at NC State * | L | 57-70 |
| Feb. 11 | Savannah State | W | 68-41 |
| Feb. 14 | #8 Duke * | L | 53-65 |
| Feb. 18 | at #10 Florida State * | L | 68-78 |
| Feb. 21 | Boston College * | W | 69-64 |
| Feb. 25 | Clemson * | W | 70-69 |
| Feb. 28 | at #18 Virginia * | L | 45-55 |
| Mar. 4 | vs. Boston College ⁴ | L | 57-66 |

1 - Big Ten/ACC Challenge - Blacksburg, Va.
2 - St. John's-Chartwells Holiday Classic - Queens, N.Y.
3 - Hilton Garden Classic - Blacksburg, Va.
4 - ACC Championships - Greensboro, N.C.

2010-11

Coach: Beth Dunkenberger

Record: 11-19 Atlantic Coast: 1-13

| | | | |
|---------|-------------------------------------|--------|-------|
| Nov. 12 | Presbyterian | W | 59-52 |
| Nov. 14 | Wofford | W | 93-53 |
| Nov. 18 | Elon | W | 73-66 |
| Nov. 21 | VCU | (OT) W | 63-61 |
| Nov. 25 | vs. Florida Gulf Coast ¹ | L | 65-73 |
| Nov. 26 | vs. #20 Iowa ¹ | L | 43-72 |
| Dec. 2 | at Minnesota ² | L | 58-63 |
| Dec. 5 | Winthrop | W | 53-48 |
| Dec. 11 | Robert Morris | L | 52-66 |
| Dec. 18 | at William & Mary | (OT) W | 94-78 |
| Dec. 21 | Radford | W | 68-54 |
| Dec. 29 | Alcorn State ³ | W | 87-44 |
| Dec. 30 | Vanderbilt ³ | W | 74-68 |
| Jan. 2 | at Charlotte | L | 58-60 |
| Jan. 7 | #24 Florida State * | L | 48-79 |
| Jan. 9 | Miami * | L | 56-69 |
| Jan. 13 | at Wake Forest * | L | 54-62 |
| Jan. 16 | #3 Duke * | L | 43-57 |
| Jan. 23 | at Virginia * | L | 37-72 |
| Jan. 27 | #25 Georgia Tech * | L | 57-78 |
| Jan. 30 | at #15 North Carolina * | L | 51-76 |
| Feb. 3 | at Boston College * | L | 71-76 |
| Feb. 6 | Wake Forest * | L | 56-60 |
| Feb. 10 | Longwood | W | 62-54 |
| Feb. 14 | at Clemson * | W | 68-56 |
| Feb. 17 | NC State * | L | 66-81 |
| Feb. 20 | at #7 Duke * | L | 40-90 |
| Feb. 24 | at #15 Maryland * | L | 48-61 |
| Feb. 27 | Virginia * | (OT) L | 71-73 |
| Mar. 3 | vs. Georgia Tech ⁴ | L | 58-81 |

1 - Caribbean Challenge - Cancun, Mexico
2 - Big Ten/ACC Challenge - Blacksburg, Va.
3 - Hilton Garden Hokie Classic - Blacksburg, Va.
4 - ACC Championships - Greensboro, N.C.

ALL-TIME SERIES

| Opponent | Record | Streak | Last Meeting | |
|---------------------------|--------------|----------------|-------------------|----------------------|
| Air Force | 1-0 | Won 1 | W 75-70 | Nov. 27, 1991 |
| Akron | 2-0 | Won 2 | W 80-59 | Dec. 28, 1998 |
| Alabama | 2-0 | Won 2 | W 72-59 | Dec. 4, 2004 |
| Alcorn State | 1-0 | Won 1 | W 87-44 | Dec. 29, 2010 |
| American | 1-1 | Won 1 | W 92-57 | Dec. 4, 1981 |
| Appalachian State | 11-2 | Won 3 | W 75-55 | Nov. 30, 1999 |
| Auburn | 1-5 | Lost 1 | #L 73-81 | Mar. 22, 2007 |
| Boston College | 10-8 | Lost 1 | L 60-64 | Feb. 13, 2012 |
| Bradley | 2-0 | Won 2 | W 76-62 | Jan. 12, 1994 |
| Bridgewater | 2-1 | Won 1 | W 70-58 | Dec. 6, 1978 |
| Campbell | 1-0 | Won 1 | W 70-59 | Dec. 30, 1995 |
| Carson Newman | 1-0 | Won 1 | W 71-56 | Dec. 19, 1980 |
| Charleston | 9-3 | Won 8 | W 77-50 | Feb. 17, 1989 |
| Charlotte | 13-11 | Lost 2 | L 65-71 OT | Nov. 16, 2011 |
| Chattanooga | 3-0 | Won 3 | W 64-45 | Dec. 28, 2011 |
| Cincinnati | 12-11 | Lost 1 | L 55-66 | Feb. 23, 1991 |
| Clemson | 7-6 | Lost 1 | L 51-55 OT | Feb. 3, 2012 |
| Colgate | 2-0 | Won 2 | W 94-50 | Dec. 30, 1987 |
| Colorado State | 1-0 | Won 1 | W 73-69 | Dec. 19, 1993 |
| Connecticut | 1-10 | Lost 9 | L 56-79 | Mar. 21, 2006 |
| Cornell | 1-0 | Won 1 | W 73-50 | Dec. 29, 1996 |
| Dartmouth | 1-0 | Won 1 | W 80-73 OT | Jan. 20, 2008 |
| Davidson | 1-0 | Won 1 | W 87-62 | Dec. 30, 2004 |
| Dayton | 11-2 | Won 1 | W 68-63 | Feb. 27, 2000 |
| Delaware | 2-0 | Won 2 | W 74-61 | Dec. 20, 1985 |
| Delaware State | 1-0 | Won 1 | W 66-50 | Nov. 18, 2006 |
| DePaul | 1-1 | Lost 1 | ^L 78-79 | Mar. 20, 2005 |
| Detroit | 1-1 | Won 1 | W 71-57 | Dec. 29, 2006 |
| Denver | 2-0 | Won 2 | W 56-40 | Nov. 25, 2005 |
| Drexel | 1-0 | Won 1 | W 92-41 | Dec. 29, 1992 |
| Duke | 2-19 | Lost 17 | L 45-67 | Feb. 15, 2012 |
| Duquesne | 8-3 | Won 6 | W 66-52 | Dec. 29, 2002 |
| East Carolina | 4-2 | Won 3 | W 72-46 | Dec. 30, 2007 |
| East Tennessee State | 9-7 | Won 4 | W 78-64 | Dec. 18, 2006 |
| Eastern Illinois | 0-1 | Lost 1 | L 65-70 | Nov. 24, 1990 |
| Elon | 2-0 | Won 2 | W 73-66 | Nov. 18, 2010 |
| Emory & Henry | 3-0 | Won 3 | W 75-59 | Feb. 25, 1978 |
| Evansville | 1-0 | Won 1 | W 79-59 | Nov. 29, 2005 |
| Florida | 0-2 | Lost 2 | ^L 57-89 | Mar. 16, 1998 |
| Florida Gulf Coast | 0-2 | Lost 2 | L 41-69 | Dec. 21, 2011 |
| Florida International | 0-1 | Lost 1 | L 70-79 | Nov. 29, 2002 |
| Florida State | 9-20 | Lost 7 | L 60-78 | Feb. 5, 2012 |
| Fordham | 8-0 | Won 8 | W 80-67 | Jan. 6, 2005 |
| Furman | 3-0 | Won 3 | W 82-49 | Dec. 29, 2007 |
| Gardner-Webb | 2-0 | Won 2 | W 76-39 | Dec. 28, 2001 |
| George Mason | 5-2 | Won 3 | W 70-41 | Nov. 19, 2009 |
| George Washington | 10-10 | Won 2 | W 55-48 | Nov. 19, 2011 |
| Georgetown | 4-2 | Won 1 | W 56-47 | Mar. 6, 2004 |
| Georgia | 0-3 | Lost 3 | L 60-65 | Nov. 17, 1999 |
| Georgia Southern | 1-0 | Won 1 | W 84-61 | Dec. 20, 1983 |
| Georgia State | 1-0 | Won 1 | W 80-56 | Mar. 16, 2000 |
| Georgia Tech | 4-6 | Lost 6 | L 66-76 | Feb. 23, 2012 |
| Hampton | 3-0 | Won 3 | W 83-43 | Dec. 29, 2001 |
| High Point | 2-0 | Won 2 | W 103-64 | Nov. 11, 2007 |
| Houston | 1-2 | Lost 1 | #L 72-77 2OT | Mar. 23, 2002 |
| Howard | 3-0 | Won 3 | W 97-78 | Nov. 12, 2006 |
| Illinois | 0-1 | Lost 1 | L 66-68 | Nov. 30, 1991 |
| Iona | 1-0 | Won 1 | W 50-49 | Jan. 3, 1997 |
| Iowa | 1-2 | Lost 2 | L 47-58 | Nov. 30, 2011 |
| Iowa State | 1-1 | Lost 1 | L 69-75 | Nov. 24, 2006 |
| IUPUI | 0-1 | Lost 1 | L 52-64 | Dec. 19, 2008 |
| James Madison | 22-13 | Lost 1 | L 59-66 | Nov. 22, 2009 |
| Kentucky | 1-1 | Won 1 | W 76-66 | Feb. 19, 1989 |
| La Salle | 7-4 | Won 6 | W 64-57 | Feb. 24, 2000 |
| Lafayette | 1-0 | Won 1 | W 66-44 | Dec. 29, 2008 |
| Lamar | 0-1 | Lost 1 | L 54-71 | Nov. 23, 1990 |
| Lenoir-Rhyne | 0-1 | Lost 1 | L 73-87 | Feb. 1, 1979 |
| Liberty | 14-1 | Lost 1 | L 43-45 | Dec. 30, 2008 |
| Longwood | 7-1 | Won 6 | W 62-54 | Feb. 10, 2011 |
| Louisville | 17-15 | Won 4 | W 68-60 | Feb. 26, 1995 |
| Loyola (Md.) | 1-0 | Won 1 | W 58-55 | Dec. 30, 1996 |
| LSU | 1-2 | Lost 2 | L 40-70 | Nov. 14, 2006 |
| Maine | 1-0 | Won 1 | W 79-68 | Dec. 29, 2000 |
| Marshall | 8-1 | Won 8 | W 84-78 | Dec. 30, 1992 |
| Maryland | 6-7 | Won 1 | W 75-69 | Jan. 26, 2012 |
| Memphis | 8-11 | Won 7 | W 77-73 | Feb. 2, 1991 |
| Mercer | 2-0 | Won 2 | W 117-84 | Feb. 16, 1987 |
| Miami | 6-8 | Lost 2 | L 48-79 | Jan. 23, 2012 |
| Miami (Ohio) | 1-0 | Won 1 | W 77-60 | Nov. 21, 2003 |
| Michigan | 0-2 | Lost 2 | L 51-71 | Dec. 3, 2009 |
| Michigan State | 2-0 | Won 2 | W 50-36 | Nov. 25, 2000 |
| Minnesota | 1-3 | Lost 2 | L 64-65 | Nov. 26, 2011 |
| Mississippi | 0-2 | Lost 2 | L 57-60 | Dec. 29, 1987 |
| Mississippi State | 4-1 | Won 4 | W 63-56 | Nov. 29, 2003 |
| Missouri | 1-0 | Won 1 | ^W 82-51 | Mar. 19, 2006 |
| Missouri State | 0-1 | Lost 1 | L 45-61 | Nov. 17, 1994 |
| Morehead State | 6-0 | Won 6 | W 77-64 | Feb. 3, 2007 |
| Mount St. Mary's | 1-0 | Won 1 | W 44-42 | Dec. 9, 2009 |

| Opponent | Record | Streak | Last Meeting | |
|-------------------------------|-------------|----------------|----------------|----------------------|
| N.C. State | 0-12 | Lost 12 | L 53-65 | Jan. 29, 2012 |
| NJIT | 1-0 | Won 1 | W 67-51 | Dec. 29, 2009 |
| Norfolk State | 4-3 | Won 4 | W 73-37 | Jan. 12, 1981 |
| North Carolina | 3-14 | Lost 2 | L 37-56 | Jan. 19, 2012 |
| North Carolina A&T | 1-0 | Won 1 | W 85-56 | Dec. 5, 2007 |
| North Carolina Central | 3-0 | Won 3 | W 70-52 | Dec. 11, 2011 |
| Northern Arizona | 0-1 | Lost 1 | L 50-80 | Dec. 19, 1995 |
| Northwestern | 1-1 | Lost 1 | L 64-70 | Dec. 20, 1986 |
| Northwestern State (La.) | 1-0 | Won 1 | W 71-46 | Nov. 24, 2001 |
| Notre Dame | 1-5 | Lost 1 | L 40-53 | Jan. 10, 2004 |
| Ohio | 1-3 | Lost 1 | L 66-67 OT | Nov. 28, 1994 |
| Oklahoma State | 1-0 | Won 1 | W 83-77 | Dec. 20, 1994 |
| Old Dominion | 7-19 | Won 2 | W 77-65 | Nov. 11, 2012 |
| Oregon | 0-1 | Lost 1 | L 53-73 | Nov. 27, 1999 |
| Penn State | 0-2 | Lost 2 | L 28-66 | Dec. 6, 2011 |
| Pittsburgh | 5-2 | Won 5 | W 85-55 | Feb. 28, 2004 |
| Prairie View A&M | 1-0 | Won 1 | W 74-66 | Nov. 24, 2007 |
| Presbyterian | 2-0 | Won 2 | W 59-52 | Nov. 12, 2010 |
| Providence | 5-1 | Won 3 | W 77-56 | Feb. 21, 2004 |
| Purdue | 0-1 | Lost 1 | ^L 62-80 | Mar. 23, 2003 |
| Queens College | 1-0 | Won 1 | W 100-51 | Dec. 27, 1981 |
| Radford | 22-9 | Won 3 | W 68-54 | Dec. 21, 2010 |
| Randolph-Macon | 1-0 | Won 1 | W 76-64 | Jan. 30, 1986 |
| Rhode Island | 4-2 | Won 4 | W 68-37 | Mar. 3, 2000 |
| Richmond | 5-4 | Won 4 | W 54-47 | Dec. 4, 2005 |
| Roanoke College | 3-0 | Won 3 | W 100-67 | Feb. 20, 1982 |
| Robert Morris | 1-1 | Lost 1 | L 52-66 | Dec. 11, 2010 |
| Rutgers | 2-4 | Lost 2 | L 43-56 | Jan. 7, 2004 |
| Savannah State | 1-0 | Won 1 | W 68-41 | Feb. 11, 2010 |
| Seton Hall | 5-0 | Won 5 | W 48-42 | Feb. 18, 2004 |
| Siena | 0-1 | Lost 1 | L 64-69 | Dec. 30, 1997 |
| SMU | 1-1 | Lost 1 | L 56-63 | Dec. 20, 2008 |
| South Carolina | 6-15 | Lost 1 | L 51-66 | Feb. 16, 1991 |
| South Florida | 8-1 | Won 2 | W 85-69 | Feb. 19, 1995 |
| Southern California | 0-1 | Lost 1 | L 64-65 | Nov. 23, 2007 |
| Southern Miss | 12-18 | Won 1 | W 105-40 | Dec. 28, 2004 |
| Southern Utah | 1-0 | Won 1 | W 63-55 | Nov. 26, 1999 |
| St. Bonaventure | 5-1 | Won 4 | W 73-56 | Feb. 17, 2000 |
| St. Francis (Pa.) | 1-0 | Won 1 | W 77-62 | Dec. 12, 2004 |
| St. John's | 4-3 | Lost 1 | L 62-75 | Dec. 20, 2009 |
| St. Joseph's (Pa.) | 5-3 | Won 4 | W 66-63 | Nov. 28, 2008 |
| St. Louis | 1-1 | Lost 1 | L 65-72 | Feb. 6, 1981 |
| St. Mary's (Calif.) | 1-1 | Lost 1 | L 47-60 | Nov. 25, 2011 |
| St. Peter's (N.J.) | 1-0 | Won 1 | ^W 73-48 | Mar. 13, 1999 |
| Stetson | 0-1 | Lost 1 | L 77-83 | Nov. 24, 1995 |
| Syracuse | 4-2 | Won 2 | W 75-60 | Jan. 31, 2004 |
| Temple | 4-2 | Won 3 | W 59-54 | Jan. 21, 2000 |
| Tennessee | 0-7 | Lost 7 | ^L 52-68 | Mar. 20, 1999 |
| Tennessee Tech | 1-1 | Won 1 | W 87-52 | Nov. 25, 2006 |
| Texas A&M-Corpus Christi | 1-0 | Won 1 | W 76-64 | Dec. 29, 2005 |
| Texas-San Antonio | 1-0 | Won 1 | W 84-59 | Dec. 20, 2007 |
| Texas Tech | 2-2 | Won 2 | W 69-62 | Dec. 20, 2005 |
| Towson | 1-0 | Won 1 | W 92-61 | Dec. 29, 1990 |
| Tulane | 9-8 | Won 1 | W 77-65 | Feb. 12, 1995 |
| UAB | 2-1 | Won 2 | W 68-66 OT | Dec. 19, 2009 |
| UCF | 0-1 | Lost 1 | L 32-41 | Dec. 18, 2011 |
| UMass | 4-5 | Lost 1 | L 54-58 | Mar. 4, 2000 |
| UMBC | 3-0 | Won 3 | W 57-52 | Dec. 29, 2011 |
| UNC Asheville | 1-0 | Won 1 | W 85-47 | Dec. 28, 2000 |
| UNCG | 7-1 | Won 6 | W 59-53 | Nov. 14, 2008 |
| USC Upstate | 1-0 | Won 1 | W 68-62 OT | Feb. 2, 2009 |
| UT-Martin | 1-0 | Won 1 | W 87-55 | Dec. 28, 2002 |
| Valparaiso | 1-0 | Won 1 | W 64-57 | Nov. 19, 2004 |
| Vanderbilt | 1-2 | Won 1 | W 74-68 | Dec. 30, 2010 |
| Vermont | 1-0 | Won 1 | #W 76-48 | Mar. 20, 2002 |
| Villanova | 3-4 | Won 1 | W 63-50 | Jan. 14, 2004 |
| Virginia | 8-39 | Lost 12 | L 40-66 | Feb. 19, 2012 |
| Virginia Commonwealth | 17-9 | Won 1 | W 63-61 OT | Nov. 21, 2010 |
| Virginia State | 2-3 | Won 2 | W 62-45 | Dec. 11, 1980 |
| Virginia Union | 2-3 | Lost 2 | L 51-55 | Feb. 21, 1981 |
| Wake Forest | 8-11 | Lost 6 | L 74-80 | Mar. 1, 2012 |
| Washington State | 1-0 | Won 1 | W 72-50 | Nov. 30, 2002 |
| West Virginia | 11-5 | Won 1 | W 60-56 | Nov. 13, 2006 |
| West Virginia State | 1-0 | Won 1 | W 93-40 | Nov. 25, 1989 |
| West Virginia Wesleyan | 2-0 | Won 2 | W 100-46 | Nov. 18, 1980 |
| Western Carolina | 3-0 | Won 3 | #W 74-64 | Mar. 17, 2007 |
| Western Michigan | 2-0 | Won 2 | W 69-65 | Dec. 19, 2005 |
| William & Mary | 12-3 | Lost 1 | L 59-78 | Nov. 21, 2011 |
| Wingate | 1-0 | Won 1 | W 58-43 | Dec. 1, 1992 |
| Winston-Salem State | 2-0 | Won 2 | W 67-43 | Nov. 14, 2007 |
| Winthrop | 3-0 | Won 3 | W 53-48 | Dec. 5, 2010 |
| Wisconsin | 1-1 | Lost 1 | L 52-61 | Dec. 4, 2008 |
| Wofford | 2-0 | Won 2 | W 93-53 | Nov. 14, 2010 |
| Xavier | 2-9 | Lost 3 | L 46-68 | Feb. 10, 2000 |
| Yale | 1-0 | Won 1 | W 95-66 | Jan. 9, 1982 |
| Youngstown State | 0-1 | Lost 1 | L 81-92 | Jan. 18, 1992 |

2012-13 opponents in **Bold** - ^NCAA Tournament game - #WNIT game

YEAR-BY-YEAR

VS. ALL OPPONENTS

Air Force
Virginia Tech leads series 1-0
H: 0-0 | A: 1-0 | N: 0-0

| | | |
|----------|----------|---|
| 11/27/91 | W, 75-70 | A |
|----------|----------|---|

Akron
Virginia Tech leads series 2-0
H: 2-0 | A: 0-0 | N: 0-0

| | | |
|----------|----------|---|
| 12/21/91 | W, 78-60 | H |
| 12/28/98 | W, 80-59 | H |

Alabama
Virginia Tech leads series 2-0
H: 1-0 | A: 1-0 | N: 0-0

| | | |
|---------|----------|---|
| 12/7/03 | W, 68-51 | A |
| 12/4/04 | W, 72-59 | H |

Alcorn State
Virginia Tech leads series 1-0
H: 1-0 | A: 0-0 | N: 0-0

| | | |
|----------|----------|---|
| 12/29/10 | W, 87-44 | H |
|----------|----------|---|

American
Series tied 1-1
H: 0-1 | A: 0-1 | N: 0-0

| | | |
|---------|----------|---|
| 2/2/79 | L, 72-73 | H |
| 12/4/81 | W, 92-57 | A |

Appalachian State
Virginia Tech leads series 11-2
H: 7-0 | A: 4-2 | N: 0-0

| | | |
|----------|----------|---|
| 11/17/79 | W, 78-55 | H |
| 2/19/81 | L, 58-64 | A |
| 1/6/82 | W, 64-57 | H |
| 1/17/83 | W, 92-79 | A |
| 1/7/84 | W, 95-76 | H |
| 2/15/85 | W, 79-75 | A |
| 1/15/86 | W, 90-74 | H |
| 11/28/87 | W, 79-71 | A |
| 12/30/93 | W, 77-76 | H |
| 1/8/97 | L, 58-67 | A |
| 12/2/97 | W, 65-49 | H |
| 12/3/98 | W, 69-60 | A |
| 11/30/99 | W, 75-55 | H |

Auburn
Auburn leads series 1-5
H: 0-4 | A: 0-1 | N: 0-0

| | | |
|----------|----------|----------------|
| 12/18/84 | L, 60-75 | H ¹ |
| 12/22/85 | L, 62-83 | H ¹ |
| 2/14/87 | L, 53-81 | A |
| 3/16/94 | L, 51-60 | H ² |
| 3/15/99 | W, 76-61 | H ² |
| 3/22/07 | L, 73-81 | H ³ |

1 - Marriott-Converse Christmas Classic (Blacksburg, Va.)
2 - NCAA Tournament (Blacksburg, Va.)
3 - WNIT (Blacksburg, Va.)

Boston College
Virginia Tech leads series 10-8
H: 4-3 | A: 3-3 | N: 3-2

| | | |
|----------|----------|-------------------|
| 12/29/89 | W, 74-65 | N ¹ |
| 1/17/01 | W, 64-52 | A |
| 2/18/01 | L, 59-65 | OT H |
| 1/9/02 | W, 73-52 | H |
| 2/16/03 | L, 47-65 | A |
| 3/9/03 | W, 74-70 | OT N ² |
| 1/24/04 | W, 80-64 | H |
| 1/8/06 | W, 67-62 | H |
| 2/23/07 | W, 67-52 | A |
| 3/1/07 | W, 60-54 | OT N ³ |
| 1/3/08 | L, 53-63 | H |
| 3/6/08 | L, 47-57 | N ³ |
| 1/11/09 | L, 62-73 | A |
| 2/21/10 | W, 69-64 | H |
| 3/4/10 | L, 57-66 | N ³ |
| 2/3/11 | L, 71-76 | A |
| 1/5/12 | W, 38-35 | A |
| 2/3/12 | L, 60-64 | H |

1 - Dole Pineapple Classic (Richmond, Va.)
2 - BIG EAST Tournament (Piscataway, N.J.)
3 - ACC Tournament (Greensboro, N.C.)

Bradley
Virginia Tech leads series 2-0
H: 1-0 | A: 0-0 | N: 1-0

| | | |
|----------|----------|----------------|
| 11/26/88 | W, 75-57 | N ¹ |
| 1/12/94 | W, 76-52 | H |

1 - Carrier Classic (Syracuse, N.Y.)

Bridgewater
Virginia Tech leads series 2-1
H: 0-1 | A: 2-0 | N: 0-0

| | | |
|----------|----------|---|
| 12/14/76 | W, 59-55 | A |
| 12/7/77 | L, 65-77 | H |
| 12/6/78 | W, 70-58 | A |

Campbell
Virginia Tech leads series 1-0
H: 0-0 | A: 0-0 | N: 1-0

| | | |
|----------|----------|----------------|
| 12/30/95 | W, 70-59 | H ¹ |
|----------|----------|----------------|

1 - Diamond Club Classic (Blacksburg, Va.)

Carson Newman
Virginia Tech leads series 1-0
H: 0-0 | A: 0-0 | N: 1-0

| | | |
|----------|----------|----------------|
| 12/19/80 | W, 71-56 | N ¹ |
|----------|----------|----------------|

1 - ETSU Christmas Tournament (Johnson City, Tenn.)

Charleston (W.Va.)
Virginia Tech leads series 9-3
H: 1-0 | A: 1-0 | N: 0-0

| | | |
|----------|-----------|----------------|
| 1/16/78 | L, 78-81 | H |
| 11/29/78 | L, 69-82 | A |
| 2/11/80 | W, 66-59 | H |
| 2/14/81 | L, 58-60 | A |
| 12/19/81 | W, 88-74 | H |
| 12/18/82 | W, 81-64 | A |
| 11/26/83 | W, 101-85 | H |
| 12/14/84 | W, 109-81 | A |
| 12/21/85 | W, 84-68 | H ¹ |
| 12/5/86 | W, 76-52 | H ¹ |
| 1/23/88 | W, 67-65 | A |
| 2/17/89 | W, 77-50 | H |

1 - Converse Christmas Classic (Blacksburg, Va.)

Charlotte
Virginia Tech leads series 13-11
H: 7-5 | A: 4-6 | N: 2-0

| | | |
|----------|----------|----------------|
| 1/13/79 | L, 65-67 | H |
| 1/26/80 | L, 61-66 | H |
| 1/14/81 | L, 67-69 | A |
| 2/8/83 | W, 66-60 | A |
| 11/23/85 | W, 92-65 | H |
| 2/24/86 | L, 62-71 | A |
| 2/4/88 | L, 55-69 | H |
| 2/21/89 | W, 78-57 | A |
| 1/18/92 | L, 53-75 | H |
| 3/7/92 | L, 57-86 | A |
| 3/11/92 | W, 67-61 | N ¹ |
| 2/1/93 | L, 44-81 | A |
| 3/4/93 | W, 76-70 | H |
| 2/3/94 | W, 65-53 | H |
| 3/3/94 | W, 60-37 | A |
| 3/9/94 | W, 63-55 | N ¹ |
| 1/20/95 | W, 68-55 | H |
| 2/3/95 | W, 63-54 | A |
| 12/30/99 | W, 72-61 | H ² |
| 12/2/06 | W, 80-69 | H |
| 12/16/07 | L, 55-76 | A |
| 12/30/09 | W, 56-54 | H ² |
| 1/2/11 | L, 58-60 | A |
| 11/16/11 | L, 65-71 | OT H |

1 - Metro Conference Tournament (Louisville, Ky.)
2 - Virginia Lottery-Hokie Hardwood Classic (Blacksburg, Va.)
3 - Hilton Garden Classic (Blacksburg, Va.)

Chattanooga
Virginia Tech leads series 3-0
H: 2-0 | A: 1-0 | N: 1-0

| | | |
|----------|----------|----------------|
| 12/17/84 | W, 75-59 | H ¹ |
| 1/8/94 | W, 79-73 | H |
| 12/3/94 | W, 64-45 | A |

1 - Marriott-Converse Christmas Classic (Blacksburg, Va.)

Cincinnati
Virginia Tech leads series 12-11
H: 8-3 | A: 4-7 | N: 0-1

| | | |
|----------|-----------|----------------|
| 12/19/79 | L, 58-66 | N ¹ |
| 2/24/80 | L, 53-54 | H |
| 1/17/81 | L, 58-78 | A |
| 1/31/82 | L, 81-86 | A |
| 1/29/83 | W, 86-63 | H |
| 2/11/83 | L, 58-81 | A |
| 1/28/84 | W, 92-86 | A |
| 2/10/84 | W, 105-93 | H |
| 1/26/85 | L, 79-90 | A |
| 2/7/85 | W, 86-74 | H |
| 1/27/86 | W, 81-71 | H |
| 2/8/86 | L, 68-86 | A |
| 1/24/87 | W, 85-55 | A |
| 2/21/87 | W, 77-68 | OT H |
| 1/18/88 | L, 47-50 | H |
| 2/13/88 | L, 62-74 | A |
| 1/9/89 | W, 52-49 | H |
| 2/6/89 | L, 50-66 | A |
| 1/27/90 | W, 56-42 | A |
| 2/24/90 | W, 72-59 | H |
| 1/26/91 | W, 74-59 | A |
| 2/23/91 | W, 55-52 | H |
| 12/28/11 | L, 55-66 | H ² |

1 - Metro Conference Tournament (Tallahassee, Fla.)
2 - Hilton Garden Inn Hokie Classic (Blacksburg, Va.)

Clemson
Virginia Tech leads series 7-6
H: 3-3 | A: 4-3 | N: 0-0

| | | |
|----------|-----------|------|
| 12/29/84 | L, 90-101 | A |
| 11/27/85 | L, 76-77 | H |
| 12/18/00 | L, 59-80 | A |
| 1/3/02 | W, 68-58 | H |
| 1/20/05 | W, 81-66 | A |
| 2/9/06 | W, 82-70 | H |
| 2/11/07 | L, 69-73 | A |
| 1/17/08 | L, 73-84 | H |
| 1/28/09 | W, 65-61 | A |
| 2/25/10 | W, 70-69 | H |
| 2/14/11 | W, 68-56 | A |
| 1/2/12 | W, 55-33 | A |
| 2/3/12 | L, 51-55 | OT H |

Colgate
Virginia Tech leads series 2-0
H: 1-0 | A: 0-0 | N: 1-0

| | | |
|----------|----------|----------------|
| 12/30/87 | W, 94-50 | N ¹ |
| 12/29/93 | W, 90-68 | H ² |

1 - St. Peter's Tournament (Jersey City, N.J.)
2 - Diamond Club Classic (Blacksburg, Va.)

Colorado State
Virginia Tech leads series 1-0
H: 0-0 | A: 0-0 | N: 1-0

| | | |
|----------|----------|----------------|
| 12/19/93 | W, 73-69 | N ¹ |
|----------|----------|----------------|

1 - Pepperdine Tournament (Malibu, Calif.)

Connecticut
UConn leads series 1-10
H: 0-3 | A: 0-3 | N: 1-4

| | | |
|----------|----------|----------------|
| 11/29/86 | L, 69-71 | N ¹ |
| 12/30/88 | W, 65-63 | N ² |
| 3/18/95 | L, 45-91 | A ³ |
| 2/7/01 | L, 38-90 | H |
| 1/29/02 | L, 50-59 | H |
| 2/10/02 | L, 42-77 | A |
| 1/12/03 | L, 57-69 | A |
| 3/10/03 | L, 54-71 | N ⁴ |
| 1/27/04 | L, 50-68 | H |
| 3/7/04 | L, 34-48 | N ⁵ |
| 3/21/06 | L, 56079 | N ⁶ |

1 - Lady Sunshine Classic (Orlando, Fla.)
2 - Cardinal Classic (Stanford, Calif.)
3 - NCAA Tournament (Storrs, Conn.)
4 - BIG EAST Tournament (Piscataway, N.J.)
5 - BIG EAST Championships (Hartford, Conn.)
6 - NCAA Championships (University Park, Pa.)

Cornell
Virginia Tech leads series 1-0
H: 1-0 | A: 0-0 | N: 0-0

| | | |
|----------|----------|----------------|
| 12/29/96 | W, 73-50 | H ¹ |
|----------|----------|----------------|

1 - Diamond Club Classic (Blacksburg, Va.)

Dartmouth
Virginia Tech leads series 1-0
H: 1-0 | A: 0-0 | N: 0-0

| | | |
|---------|----------|------|
| 1/20/08 | W, 80-73 | OT H |
|---------|----------|------|

Davidson
Virginia Tech leads series 1-0
H: 1-0 | A: 0-0 | N: 0-0

| | | |
|----------|----------|----------------|
| 12/30/04 | W, 87-62 | H ¹ |
|----------|----------|----------------|

1 - Lady Luck Classic (Blacksburg, Va.)

Dayton
Virginia Tech leads series 11-2
H: 5-1 | A: 5-1 | N: 1-0

| | | |
|---------|-----------|--------------------|
| 1/25/92 | L, 71-75 | A |
| 2/10/92 | W, 71-55 | H |
| 2/15/96 | W, 66-59 | A |
| 2/24/96 | W, 79-59 | H |
| 1/18/97 | W, 103-98 | 2OT A |
| 2/13/97 | W, 84-65 | H |
| 1/10/98 | W, 76-64 | A |
| 2/5/98 | W, 68-66 | H |
| 1/4/99 | W, 76-59 | H |
| 1/31/99 | W, 68-60 | A |
| 2/27/99 | W, 73-72 | 3OT N ¹ |
| 2/28/00 | L, 65-69 | H |
| 2/27/00 | W, 68-63 | A |

1 - Atlantic 10 Conference Tournament (Philadelphia, Pa.)

Delaware
Virginia Tech leads series 2-0
H: 1-0 | A: 0-0 | N: 1-0

| | | |
|----------|----------|----------------|
| 12/5/80 | W, 75-54 | N ¹ |
| 12/20/85 | W, 74-61 | H ² |

1 - George Washington Tournament (Washington, D.C.)
2 - Marriott-Converse Christmas Classic (Blacksburg, Va.)

Delaware State
Virginia Tech leads series 1-0
H: 1-0 | A: 0-0 | N: 0-0

| | | |
|----------|----------|---|
| 11/18/06 | W, 66-50 | H |
|----------|----------|---|

Denver
Virginia Tech leads series 2-0
H: 0-0 | A: 0-0 | N: 2-0

| | | |
|----------|----------|----------------|
| 3/16/01 | W, 77-57 | N ¹ |
| 11/25/05 | W, 56-40 | N ² |

1 - NCAA Tournament (Lubbock, Texas)
2 - Southern Methodist Tournament (Dallas, Texas)

DePaul
Series tied 1-1
H: 0-0 | A: 0-0 | N: 1-1

| | | |
|----------|----------|----------------|
| 12/29/81 | W, 62-61 | N ¹ |
| 3/20/05 | L, 78-79 | N ² |

1 - Queens College Tournament (Flushing, N.Y.)
2 - NCAA Championships (College Park, Md.)

Detroit
Series Tied 1-1
H: 1-0 | A: 0-1 | N: 0-1

| | | |
|----------|----------|----------------|
| 12/28/81 | L, 47-65 | N ¹ |
| 12/29/06 | W, 71-57 | H ² |

1 - Queens College Tournament (Flushing, N.Y.)
2 - Lady Luck Classic (Blacksburg, Va.)

Drexel
Virginia Tech leads series 1-0
H: 1-0 | A: 0-0 | N: 0-0

| | | |
|----------|----------|----------------|
| 12/29/92 | W, 92-41 | H ¹ |
|----------|----------|----------------|

1 - Diamond Club Classic (Blacksburg, Va.)

Duke
Duke leads series 19-2
H: 1-8 | A: 1-10 | N: 0-1

| | | |
|----------|----------|----------------|
| 1/24/81 | W, 65-55 | H |
| 12/11/81 | L, 58-71 | A |
| 12/5/92 | L, 63-85 | A ¹ |
| 11/17/98 | W, 72-70 | A |
| 12/8/99 | L, 61-70 | H |
| 1/9/05 | L, 67-88 | A |
| 2/6/06 | L, 62-73 | H |
| 2/22/06 | L, 51-93 | A |
| 3/3/06 | L, 56-69 | N ² |
| 1/7/07 | L, 54-86 | H |
| 1/29/07 | L, 65-75 | A |
| 2/1/08 | L, 50-85 | A |
| 2/22/08 | L, 60-72 | H |
| 1/16/09 | L, 52-57 | H |
| 2/19/09 | L, 46-62 | A |
| 1/21/10 | L, 38-69 | A |
| 2/14/10 | L, 53-65 | H |
| 1/16/11 | L, 43-57 | H |
| 2/20/11 | L, 40-90 | A |
| 1/15/12 | L, 34-61 | H |
| 2/15/12 | L, 45-67 | A |

1 - Duke Classic (Durham, N.C.)
2 - ACC Tournament (Greensboro, N.C.)

Duquesne
Virginia Tech leads series 8-3
H: 6-0 | A: 2-3 | N: 0-0

| | | |
|----------|----------|----------------|
| 1/20/96 | L, 68-73 | A |
| 2/7/96 | W, 65-56 | H |
| 1/25/97 | L, 67-84 | A |
| 2/20/97 | W, 70-62 | H |
| 1/27/98 | L, 86-99 | A |
| 2/19/98 | W, 79-78 | H |
| 12/12/98 | W, 67-60 | H |
| 1/8/99 | W, 80-69 | A |
| 12/5/99 | W, 78-42 | H |
| 2/20/00 | W, 68-56 | A |
| 12/29/02 | W, 66-52 | H ¹ |

1 - Lady Luck Classic (Blacksburg, Va.)

East Carolina
Virginia Tech leads series 4-2
H: 2-1 | A: 1-1 | N: 1-0

| | | |
|----------|----------|----------------|
| 1/6/80 | L, 58-75 | H |
| 11/23/80 | L, 65-70 | H |
| 12/4/92 | W, 86-72 | N ¹ |
| 11/21/97 | W, 68-39 | H |
| 12/9/98 | W, 77-45 | A |
| 12/30/07 | W, 72-46 | H ² |

1 - Duke Classic (Durham, N.C.)
2 - Virginia Tech Classic (Blacksburg, Va.)

East Tennessee State
Virginia Tech leads series 9-7
H: 6-1 | A: 3-6 | N: 0-0

| | | |
|----------|----------|----------------|
| 1/5/77 | L, 58-71 | A |
| 12/10/77 | L, 57-78 | H |
| 2/27/78 | L, 64-75 | A |
| 11/20/79 | W, 75-63 | A |
| 2/2/80 | W, 65-54 | H ¹ |
| 12/20/80 | L, 50-88 | A |

| Fordham | |
|--|-----------------------------|
| Virginia Tech leads series 8-0 H: 5-0 A: 3-0 N: 0-0 | |
| 1/3/96 | W, 75-59 A |
| 3/1/96 | W, 90-78 2OT H ¹ |
| 2/3/97 | W, 63-61 H |
| 2/21/98 | W, 59-44 A |
| 2/24/98 | W, 79-40 H ¹ |
| 1/2/99 | W, 78-61 H |
| 2/6/00 | W, 75-52 A |
| 1/6/05 | W, 80-67 H |
| 1 - Atlantic 10 Conference Tournament (Blacksburg, Va.) | |

| Furman | |
|--|-------------------------|
| Virginia Tech leads series 3-0 H: 3-0 A: 0-0 N: 0-0 | |
| 12/29/94 | W, 73-61 H ¹ |
| 12/28/03 | W, 83-70 H ² |
| 12/29/07 | W, 82-49 H ³ |
| 1 - Diamond Club Classic (Blacksburg, Va.) | |
| 2 - Lady Luck Classic (Blacksburg, Va.) | |
| 3 - Virginia Tech Classic (Blacksburg, Va.) | |

| Gardner-Webb | |
|--|-------------------------|
| Virginia Tech leads series 2-0 H: 2-0 A: 0-0 N: 0-0 | |
| 1/2/93 | W, 89-59 H |
| 12/28/01 | W, 76-39 H ¹ |
| 1 - Lady Luck Classic (Blacksburg, Va.) | |

| George Mason | |
|--|-------------------------|
| Virginia Tech leads series 5-2 H: 2-1 A: 3-1 N: 0-0 | |
| 12/13/86 | W, 80-64 A |
| 1/23/89 | W, 67-49 H |
| 12/6/89 | L, 54-69 A |
| 12/30/90 | L, 56-57 H ¹ |
| 12/21/98 | W, 66-57 A |
| 11/23/08 | W, 69-52 A |
| 11/19/09 | W, 70-41 H |
| 1 - Diamond Club Classic (Blacksburg, Va.) | |

| George Washington | |
|--|-------------------------|
| Series tied 10-10 H: 4-4 A: 4-6 N: 2-0 | |
| 12/19/77 | W, 65-57 N ¹ |
| 1/26/79 | L, 65-76 A |
| 1/4/80 | L, 53-57 H |
| 12/6/80 | L, 54-57 A ² |
| 12/5/81 | W, 73-54 A ³ |
| 12/12/87 | L, 55-71 A |
| 12/4/88 | W, 51-35 H |
| 1/13/96 | L, 58-79 A |
| 2/27/96 | L, 60-64 OT H |
| 1/6/97 | L, 57-83 A |
| 1/21/97 | L, 44-82 H |
| 1/17/98 | W, 64-57 A |
| 1/29/98 | W, 67-55 H |
| 3/1/98 | W, 73-72 N ⁴ |
| 1/10/99 | W, 74-65 A |
| 2/21/99 | W, 66-64 H |
| 1/9/00 | L, 64-76 H |
| 2/2/00 | L, 58-73 A |
| 3/16/02 | W, 68-52 H ⁵ |
| 11/19/11 | W, 55-48 A |
| 1 - VCU Christmas Tournament (Richmond, Va.) | |
| 2 - George Washington Tournament (Washington, D.C.) | |
| 3 - Belaire Classic (Washington, D.C.) | |
| 4 - Atlantic 10 Conference Tournament (Amherst, Mass.) | |
| 5 - WNIT (Blacksburg, Va.) | |

| Georgetown | |
|--|-------------------------|
| Virginia Tech leads series 4-2 H: 2-0 A: 1-2 N: 1-0 | |
| 2/9/79 | L, 57-62 A |
| 1/20/01 | W, 79-50 H |
| 1/12/02 | W, 71-64 A |
| 2/12/03 | W, 78-46 H |
| 1/17/04 | L, 50-70 A |
| 3/6/04 | W, 56-47 N ¹ |
| 1 - BIG EAST Championships (Hartford, Conn.) | |

| Georgia | |
|--|-------------------------|
| UGA leads series 3-0 H: 0-1 A: 0-0 N: 0-2 | |
| 12/29/80 | L, 50-65 N |
| 12/27/86 | L, 56-80 N ¹ |
| 11/17/99 | L, 60-65 H ² |
| 1 - Texaco/Wildcat Tournament (Villanova, Pa.) | |
| 2 - Preseason WNIT (Blacksburg, Va.) | |

| Georgia Southern | |
|--|-------------------------|
| Virginia Tech leads series 1-0 H: 1-0 A: 0-0 N: 0-0 | |
| 12/20/83 | W, 84-61 H ¹ |
| 1 - Marriott-Converse Christmas Classic (Blacksburg, Va.) | |

| Georgia State | |
|--|-------------------------|
| Virginia Tech leads series 1-0 H: 1-0 A: 0-0 N: 0-0 | |
| 3/16/00 | W, 80-56 H ¹ |
| 1 - WNIT (Blacksburg, Va.) | |

| Georgia Tech | |
|---|-------------------------|
| Georgia Tech leads series 6-4 H: 2-3 A: 1-3 N: 1-0 | |
| 3/22/03 | W, 61-59 N ¹ |
| 2/16/05 | W, 73-48 H |
| 2/19/06 | W, 70-54 A |
| 2/5/07 | W, 73-68 H |
| 2/29/08 | L, 43-76 A |
| 2/26/09 | L, 68-73 OT H |
| 1/31/10 | L, 47-61 A |
| 1/27/11 | L, 57-78 H |
| 3/3/11 | L, 58-81 N ² |
| 2/23/12 | L, 66-76 H |
| 1 - NCAA Tournament (West Lafayette, Ind.) | |
| 2 - ACC Tournament (Greensboro, N.C.) | |

| Hampton | |
|---|-------------------------|
| Virginia Tech leads series 3-0 H: 3-0 A: 0-0 N: 0-0 | |
| 12/29/95 | W, 84-66 H ¹ |
| 12/29/99 | W, 93-61 H ² |
| 12/29/01 | W, 83-43 H ³ |
| 1 - Diamond Club Classic (Blacksburg, Va.) | |
| 2 - Virginia Lottery-Hokie Hardwood Classic (Blacksburg, Va.) | |
| 3 - Lady Luck Classic (Blacksburg, Va.) | |

| High Point | |
|--|-------------|
| Virginia Tech leads series 2-0 H: 2-0 A: 0-0 N: 0-0 | |
| 1/4/06 | W, 91-52 H |
| 11/11/07 | W, 103-64 H |

| Houston | |
|---|-----------------------------|
| Houston leads series 2-1 H: 0-1 A: 0-0 N: 1-1 | |
| 12/29/88 | L, 69-80 N ¹ |
| 12/1/96 | W, 69-66 N ² |
| 3/23/02 | L, 72-77 2OT H ³ |
| 1 - Cardinal Classic (Stanford, Calif.) | |
| 2 - Hawaiian Airlines Wahine Classic (Honolulu, Hawaii) | |
| 3 - WNIT (Blacksburg, Va.) | |

| Howard | |
|--|-------------------------|
| Virginia Tech leads series 3-0 H: 1-0 A: 1-0 N: 1-0 | |
| 12/11/82 | W, 78-54 H |
| 12/10/83 | W, 89-65 A |
| 11/12/06 | W, 97-78 N ¹ |
| 1 - Basketball Travelers Classic (Baton Rouge, La.) | |

| Illinois | |
|---|--|
| Illinois leads series 1-0 H: 0-0 A: 0-0 N: 0-1 | |
| 11/30/91 | L, 66-68 N ¹ 1 - Coors Classic (Boulder, Colo.) |

| Iona | |
|--|------------|
| Virginia Tech leads series 1-0 H: 1-0 A: 0-0 N: 0-0 | |
| 1/3/97 | W, 50-49 H |

| Iowa | |
|---|-------------------------|
| Iowa leads series 1-2 H: 1-0 A: 0-1 N: 0-1 | |
| 3/21/04 | W, 89-76 H ¹ |
| 11/26/10 | L, 43-72 N ² |
| 11/30/11 | L, 47-58 A ³ |
| 1 - NCAA Championships (Blacksburg, Va.) | |
| 2 - Caribbean Challenge (Cancun, Mexico) | |
| 3 - Big Ten/ACC Challenge (Iowa City, Iowa) | |

| Iowa State | |
|--|-------------------------|
| Series tied 1-1 H: 0-0 A: 0-0 N: 1-1 | |
| 11/28/03 | W, 67-57 N ¹ |
| 11/24/06 | L, 69-75 N ² |
| 1 - Virgin Islands Paradise Jam (St. Thomas, V.I.) | |
| 2 - Pepperdine Tournament (Malibu, Calif.) | |

| IUPUI | |
|---|-------------------------|
| IUPUI leads series 1-0 H: 0-0 A: 0-0 N: 0-1 | |
| 12/19/08 | L, 52-64 N ¹ |
| 1 - South Padre Island Shootout (South Padre Island, Texas) | |

| James Madison | |
|---|-------------------------|
| Virginia Tech leads series 22-13 H: 13-4 A: 9-8 N: 0-1 | |
| 2/19/77 | W, 56-46 H |
| 3/3/77 | L, 37-47 N ¹ |
| 1/26/78 | L, 47-65 A |
| 1/30/79 | W, 57-49 H |
| 3/1/79 | L, 64-66 H ² |
| 1/29/80 | W, 62-55 A |
| 1/28/81 | W, 66-58 H |
| 3/3/81 | W, 71-65 A ³ |
| 2/10/82 | W, 85-74 A |
| 2/16/83 | W, 57-47 H |
| 2/21/84 | L, 59-72 A |
| 1/21/85 | W, 73-62 H |
| 2/5/86 | L, 59-81 A |
| 1/15/87 | W, 63-61 H |

| | |
|---|---------------|
| 1/25/88 | L, 39-79 A |
| 12/10/88 | L, 49-72 H |
| 2/17/90 | W, 53-50 OT A |
| 1/21/91 | L, 48-64 H |
| 2/17/92 | L, 62-75 A |
| 2/9/93 | W, 81-60 H |
| 1/25/94 | W, 74-60 A |
| 1/23/95 | W, 68-54 H |
| 1/11/96 | L, 58-75 A |
| 12/5/96 | L, 54-56 H |
| 12/21/97 | L, 70-77 H |
| 11/24/98 | W, 72-54 H |
| 12/2/99 | W, 66-50 A |
| 11/21/00 | W, 78-60 H |
| 12/21/01 | W, 70-47 A |
| 12/7/02 | W, 77-73 OT H |
| 12/21/03 | W, 60-53 A |
| 11/23/04 | W, 80-67 A |
| 11/20/05 | W, 86-71 H |
| 12/14/08 | W, 72-70 OT H |
| 11/22/09 | L, 59-66 A |
| 1 - Virginia State Tournament (Norfolk, Va.) | |
| 2 - Virginia State Tournament (Blacksburg, Va.) | |
| 3 - Virginia State Tournament (Harrisonburg, Va.) | |

| Kentucky | |
|---|------------|
| Series tied 1-1 H: 1-0 A: 0-1 N: 0-0 | |
| 2/29/88 | L, 79-80 A |
| 2/19/89 | W, 75-66 H |

| LaSalle | |
|--|-------------------------|
| Virginia Tech leads series 7-4 H: 4-1 A: 3-3 N: 0-0 | |
| 2/25/96 | W, 70-65 H |
| 2/1/96 | L, 53-77 A |
| 1/23/97 | L, 40-69 A |
| 2/22/97 | L, 54-67 H |
| 2/17/97 | L, 66-81 A ¹ |
| 1/23/98 | W, 65-57 H |
| 2/1/98 | W, 67-55 A |
| 2/7/99 | W, 62-35 H |
| 2/18/99 | W, 70-57 A |
| 1/16/00 | W, 76-57 A |
| 2/24/00 | W, 64-57 H |
| 1 - Atlantic 10 Conference Tournament (Philadelphia, Pa.) | |

| Lafayette | |
|--|-------------------------|
| Virginia Tech leads series 1-0 H: 1-0 A: 0-0 N: 0-0 | |
| 12/29/08 | W, 66-44 H ¹ |
| 1 - Hokie Hardwood Classic (Blacksburg, Va.) | |

| Lamar | |
|--|-------------------------|
| Lamar leads series 1-0 H: 0-0 A: 0-0 N: 0-1 | |
| 11/23/90 | L, 54-71 N ¹ |
| 1 - Florida International Tournament (Miami, Fla.) | |

| Lenoir-Rhyne | |
|--|--|
| LRU leads series 1-0 H: 0-1 A: 0-0 N: 0-0 | |
| 2/1/79 | L, 73-87 H ¹ 1 - Virginia Tech Invitational (Blacksburg, Va.) |

| Liberty | |
|---|-------------------------|
| Virginia Tech leads series 14-1 H: 7-1 A: 7-0 N: 1-0 | |
| 2/16/82 | W, 77-44 H |
| 2/28/83 | W, 78-74 A |
| 1/8/90 | W, 80-54 H |
| 2/4/91 | W, 77-56 A |
| 11/13/98 | W, 69-55 H |
| 11/15/99 | W, 60-45 H |
| 11/17/00 | W, 72-51 H |
| 12/8/01 | W, 56-40 H |
| 12/14/02 | W, 53-50 A |
| 1/2/04 | W, 52-45 H |
| 12/7/04 | W, 66-55 A |
| 12/10/05 | W, 70-60 H |
| 12/5/06 | W, 55-52 A |
| 11/19/06 | W, 73-68 H |
| 12/30/08 | L, 43-45 H ¹ |
| 1 - Hokie Hardwood Classic (Blacksburg, Va.) | |

| Longwood | |
|--|-------------------------|
| Virginia Tech leads series 7-1 H: 6-0 A: 1-1 N: 0-0 | |
| 1/25/77 | W, 58-47 H |
| 2/7/78 | L, 59-68 A |
| 2/15/79 | W, 81-55 H |
| 2/15/80 | W, 75-58 H |
| 12/28/05 | W, 89-70 H ¹ |
| 1/25/09 | W, 73-57 H |
| 11/13/09 | W, 77-55 H |
| 2/10/11 | W, 62-54 H |
| 1 - Lady Luck Classic (Blacksburg, Va.) | |

| Louisville | |
|---|------------|
| Virginia Tech leads series 17-15 H: 10-5 A: 7-7 N: 0-3 | |
| 1/10/81 | L, 72-89 H |

| | |
|--|-------------------------|
| 2/5/81 | L, 64-81 N ¹ |
| 1/22/82 | L, 68-72 H |
| 1/31/83 | W, 68-61 H |
| 2/13/83 | L, 54-63 A |
| 1/30/84 | L, 72-81 A |
| 2/6/84 | W, 93-61 H |
| 3/6/84 | L, 60-63 N ² |
| 1/28/85 | W, 79-74 A |
| 2/10/85 | L, 68-70 H |
| 1/25/86 | W, 89-75 H |
| 2/10/86 | L, 76-91 A |
| 1/26/87 | L, 66-71 A |
| 2/23/87 | W, 78-73 H |
| 1/16/88 | W, 68-67 H |
| 2/15/88 | W, 62-59 A |
| 2/4/89 | W, 73-62 A |
| 3/4/89 | W, 65-57 H |
| 1/29/90 | W, 65-54 A |
| 2/26/90 | W, 81-62 H |
| 3/8/90 | L, 60-85 N ² |
| 1/28/91 | L, 61-78 A |
| 2/27/91 | L, 57-70 H |
| 1/27/92 | L, 44-93 A |
| 2/24/92 | L, 56-76 H |
| 1/25/93 | W, 79-75 A |
| 2/22/93 | W, 82-61 H |
| 3/11/93 | L, 73-92 A ³ |
| 1/28/94 | W, 72-54 H |
| 2/7/94 | W, 57-53 A |
| 1/6/95 | W, 56-54 A |
| 2/26/95 | W, 68-60 H |
| 1 - Metro Conference Tournament (New Orleans, La.) | |
| 2 - Metro Conference Tournament (Cincinnati, Ohio) | |
| 3 - Metro Conference Tournament (Louisville, Ky.) | |

| Loyola (Md.) | |
|--|-------------------------|
| Virginia Tech leads series 1-0 H: 1-0 A: 0-0 N: 0-0 | |
| 12/30/96 | W, 58-55 H ¹ |
| 1 - Diamond Club Classic (Blacksburg, Va.) | |

| LSU | |
|---|-------------------------|
| LSU leads series 1-2 H: 1-0 A: 0-2 N: 0-0 | |
| 12/19/84 | W, 86-77 H ¹ |
| 11/25/01 | L, 65-66 A ² |
| 11/14/06 | L, 40-70 A ³ |
| 1 - Marriott-Converse Christmas Classic (Blacksburg, Va.) | |
| 2 - Crawfish Classic (Baton Rouge, La.) | |
| 3 - Basketball Travelers Classic (Baton Rouge, La.) | |

| Maine | |
|--|-------------------------|
| Virginia Tech leads series 1-0 H: 1-0 A: 0-0 N: 0-0 | |
| 12/29/00 | W, 79-68 H ¹ |
| 1 - Lady Luck Classic (Blacksburg, Va.) | |

| Marshall | |
|--|------------|
| Virginia Tech leads series 8-1 H: 5-0 A: 3-1 N: 0-0 | |
| 11/28/78 | L, 67-70 A |
| 1/10/89 | W, 70-57 H |
| 2/16/81 | W, 79-61 A |
| 1/18/82 | W, 71-52 H |
| 11/29/82 | W, 73-69 A |
| | |

| Missouri State | | |
|--|----------|----------------|
| MSU leads series 1-0 H: 0-0 A: 0-1 N: 0-0 | | |
| 11/17/94 | L, 45-61 | A ¹ |
| 1 - Preseason WNIT (Springfield, Mo.) | | |
| Morehead State | | |
| Virginia Tech leads series 6-0 H: 3-0 A: 2-0 N: 1-0 | | |
| 2/19/83 | W, 61-60 | H |
| 1/16/84 | W, 75-62 | A |
| 11/27/87 | W, 59-52 | N ¹ |
| 2/25/93 | W, 94-88 | A |
| 1/6/94 | W, 86-52 | H |
| 2/3/07 | W, 77-64 | H |
| 1 - Appalachian State/Sheraton Classic (Boone, N.C.) | | |

| Mount St. Mary's | | |
|--|----------|---|
| Virginia Tech leads series 1-0 H: 1-0 A: 0-0 N: 0-0 | | |
| 12/9/09 | W, 44-42 | H |

| N.C. State | | |
|--|-------------|----------------|
| NCSU leads series 12-0 H: 0-6 A: 0-5 N: 0-1 | | |
| 11/24/80 | L, 68-94 | A |
| 1/25/82 | L, 47-48 | H |
| 12/6/82 | L, 63-79 | A |
| 12/31/83 | L, 63-64 | N ¹ |
| 1/17/05 | L, 75-76 OT | H |
| 1/2/06 | L, 44-65 | A |
| 2/18/07 | L, 63-68 | H |
| 1/25/08 | L, 50-60 | A |
| 2/1/09 | L, 46-57 | H |
| 2/7/10 | L, 57-70 | A |
| 2/17/11 | L, 65-81 | H |
| 1/29/12 | L, 53-65 | H |
| 1 - Dogwood Classic (Fayetteville, N.C.) | | |

| NJIT | | |
|--|----------|----------------|
| Virginia Tech leads series 1-0 H: 1-0 A: 0-0 N: 0-0 | | |
| 12/29/09 | W, 67-51 | H ¹ |
| 1 - Hilton Garden Inn Classic (Blacksburg, Va.) | | |

| Norfolk State | | |
|---|----------|----------------|
| Virginia Tech leads series 4-3 H: 3-1 A: 1-2 N: 0-0 | | |
| 1/15/77 | L, 55-58 | H |
| 3/4/77 | L, 49-56 | A ¹ |
| 1/21/78 | L, 68-86 | A |
| 1/12/79 | W, 83-62 | H |
| 3/3/79 | W, 70-53 | H ² |
| 1/18/80 | W, 65-61 | A |
| 1/12/81 | W, 73-37 | H |
| 1 - Virginia State Tournament (Norfolk, Va.) 2 - Virginia State Tournament (Blacksburg, Va.) | | |

| North Carolina | | |
|---|-----------|----------------|
| UNC leads series 14-3 H: 2-4 A: 0-8 N: 1-2 | | |
| 11/28/79 | L, 73-82 | A |
| 2/13/82 | W, 76-74 | H |
| 2/21/83 | L, 83-100 | A |
| 12/30/83 | L, 52-74 | N ¹ |
| 12/1/84 | W, 74-73 | N ² |
| 12/4/85 | L, 73-75 | A |
| 12/19/91 | L, 62-76 | A |
| 12/30/94 | L, 52-57 | H ³ |
| 2/11/05 | L, 67-93 | A |
| 2/17/06 | L, 75-84 | H |
| 1/4/07 | L, 68-102 | A |
| 3/2/07 | L, 60-90 | N ⁴ |
| 1/10/08 | L, 59-79 | H |
| 2/5/09 | L, 77-93 | A |
| 1/14/10 | W, 79-64 | H |
| 1/30/11 | L, 51-76 | A |
| 1/19/12 | L, 37-56 | H |
| 1 - Dogwood Classic (Fayetteville, N.C.) 2 - Salem, Va. 3 - Diamond Club Classic (Blacksburg, Va.) 4 - ACC Tournament (Greensboro, N.C.) | | |

| North Carolina A&T | | |
|--|----------|---|
| Virginia Tech leads series 1-0 H: 1-0 A: 0-0 N: 0-0 | | |
| 12/5/07 | W, 85-56 | H |

| North Carolina Central | | |
|--|----------|---|
| Virginia Tech leads series 3-0 H: 3-0 A: 0-0 N: 0-0 | | |
| 11/20/08 | W, 81-45 | H |
| 12/6/09 | W, 85-44 | H |
| 12/11/11 | W, 70-52 | H |

| Northern Arizona | | |
|--|----------|----------------|
| NAU leads series 1-0 H: 0-0 A: 0-1 N: 0-0 | | |
| 12/19/95 | L, 50-80 | A ² |
| 1 - Woodlands Plaza Classic (Flagstaff, Ariz.) | | |

| Northwestern | | |
|--|----------|----------------|
| Series tied 1-1 H: 1-0 A: 0-0 N: 0-1 | | |
| 12/22/83 | W, 85-77 | H ¹ |
| 12/20/86 | L, 64-70 | N ² |
| 1 - Marriott-Converse Christmas Classic (Blacksburg, Va.) 2 - Old Dominion Classic (Norfolk, Va.) | | |

| Northwestern State (La.) | | |
|--|----------|----------------|
| Virginia Tech leads series 1-0 H: 0-0 A: 0-0 N: 1-0 | | |
| 11/24/01 | W, 71-46 | N ¹ |
| 1 - Crawfish Classic (Baton Rouge, La.) | | |

| Notre Dame | | |
|---|----------|----------------|
| Notre Dame leads series 5-1 H: 1-1 A: 0-3 N: 0-1 | | |
| 1/3/01 | L, 64-75 | H |
| 1/13/01 | L, 55-75 | A |
| 3/5/01 | L, 49-67 | N ¹ |
| 1/26/02 | L, 57-64 | A |
| 2/9/03 | W, 53-50 | H |
| 1/10/04 | L, 40-53 | L |
| 1 - BIG EAST Tournament (Storrs, Conn.) | | |

| Ohio | | |
|--|-------------|----------------|
| Ohio leads series 3-1 H: 1-0 A: 0-1 N: 0-2 | | |
| 11/24/84 | L, 77-79 | N ¹ |
| 12/2/89 | L, 55-62 | N ² |
| 12/4/93 | W, 75-60 | H |
| 11/28/94 | L, 66-67 OT | A |
| 1 - Tennessee Tech Classic (Cookeville, Tenn.) 2 - Roger I. White Invitational (Evanston, Ill.) | | |

| Oklahoma State | | |
|--|----------|----------------|
| Virginia Tech leads series 1-0 H: 0-0 A: 0-0 N: 1-0 | | |
| 12/20/94 | W, 83-77 | N ¹ |
| 1 - San Juan Shootout (San Juan, P.R.) | | |

| Old Dominion | | |
|--|-----------|----------------|
| ODU leads series 19-7 H: 3-8 A: 4-10 N: 0-1 | | |
| 2/2/77 | L, 39-82 | A |
| 1/27/78 | L, 48-108 | H |
| 3/2/78 | L, 53-83 | A ¹ |
| 2/8/79 | L, 47-91 | A |
| 2/5/80 | L, 52-78 | H |
| 2/23/81 | L, 39-85 | A |
| 3/6/81 | L, 54-65 | N ² |
| 12/7/81 | L, 45-82 | H |
| 12/20/82 | L, 53-84 | A |
| 3/1/84 | L, 67-100 | H |
| 1/30/85 | L, 76-86 | H |
| 11/30/85 | W, 73-72 | A |
| 12/19/86 | L, 54-76 | A ³ |
| 1/20/88 | L, 56-77 | H |
| 12/17/88 | L, 63-68 | A |
| 12/21/89 | L, 72-84 | H |
| 12/8/90 | L, 69-80 | A |
| 12/7/91 | L, 55-71 | H |
| 12/19/92 | W, 76-63 | A |
| 12/21/00 | W, 69-57 | A |
| 11/19/01 | W, 68-62 | H |
| 12/21/02 | L, 49-63 | A |
| 12/3/03 | W, 79-72 | H |
| 11/27/04 | L, 56-87 | A |
| 11/22/05 | W, 76-69 | H |
| 11/11/11 | W, 77-65 | A |
| 1 - Virginia State Tournament (Norfolk, Va.) 2 - Virginia State Tournament (Harrisonburg, Va.) 3 - Old Dominion Classic (Norfolk, Va.) | | |

| Oregon | | |
|--|----------|----------------|
| Oregon leads series 1-0 H: 0-0 A: 0-1 N: 0-0 | | |
| 11/27/99 | L, 53-73 | A ¹ |
| 1 - Pepsi Shootout (Eugene, Ore.) | | |
| Penn State | | |
| PSU leads series 2-0 H: 0-1 A: 0-1 N: 0-0 | | |
| 3/23/04 | L, 48-61 | H ¹ |
| 12/6/11 | L, 28-66 | A |
| 1 - NCAA Championships (Blacksburg, Va.) | | |
| Pittsburgh | | |
| Virginia Tech leads series 5-2 H: 3-0 A: 2-1 N: 0-1 | | |
| 2/19/80 | L, 54-76 | A |
| 11/30/96 | L, 63-72 | N ¹ |
| 2/11/01 | W, 86-50 | W |
| 12/5/01 | W, 83-64 | A |
| 1/15/03 | W, 61-53 | H |
| 1/21/04 | W, 67-57 | A |
| 2/28/04 | W, 85-55 | H |
| 1 - Hawaiian Airlines Wahine Classic (Honolulu, Hawaii) | | |

| Prairie View A&M | | |
|--|--|--|
| Virginia Tech leads series 1-0 H: 0-0 A: 0-0 N: 1-0 | | |

| 11/24/07 | W, 74-66 | N ¹ |
|--|----------|----------------|
| 1 - Junkaroo Jam (Freeport, Bahamas) | | |
| Presbyterian | | |
| Virginia Tech leads series 2-0 H: 2-0 A: 0-0 N: 0-0 | | |
| 1/5/09 | W, 64-31 | H |
| 11/12/10 | W, 59-52 | H |

| Providence | | |
|--|----------|---|
| Virginia Tech leads series 5-1 H: 3-0 A: 2-1 N: 0-0 | | |
| 2/3/01 | W, 65-54 | A |
| 2/21/01 | W, 71-64 | H |
| 2/13/02 | L, 61-67 | A |
| 2/1/03 | W, 80-56 | H |
| 1/4/04 | W, 64-34 | H |
| 2/21/04 | W, 77-56 | A |

| Purdue | | |
|---|----------|----------------|
| Purdue leads series 1-0 H: 0-0 A: 0-1 N: 0-0 | | |
| 3/23/03 | L, 62-80 | A ¹ |
| 1 - NCAA Tournament (West Lafayette, Ind.) | | |

| Queens (N.Y.) | | |
|--|-----------|----------------|
| Virginia Tech leads series 1-0 H: 0-0 A: 1-0 N: 0-0 | | |
| 12/27/81 | W, 100-51 | A ¹ |
| 1 - Queens College Tournament (Flushing, N.Y.) | | |

| Radford | | |
|---|----------|----------------|
| Virginia Tech leads series 22-9 H: 12-4 A: 10-5 N: 1-0 | | |
| 1/12/77 | L, 50-60 | A |
| 1/24/78 | L, 52-73 | H |
| 2/20/78 | L, 68-81 | A |
| 2/14/79 | L, 60-66 | H |
| 2/23/80 | W, 63-62 | A |
| 11/28/81 | W, 81-63 | H |
| 12/9/82 | W, 73-63 | H |
| 2/27/85 | W, 71-64 | H |
| 2/18/86 | L, 81-86 | A |
| 12/6/86 | W, 64-55 | H ¹ |
| 2/10/88 | W, 77-74 | A |
| 3/1/89 | W, 71-59 | H |
| 2/28/90 | W, 66-54 | A |
| 2/21/91 | W, 87-49 | H |
| 2/12/92 | L, 72-75 | A |
| 1/20/93 | W, 81-68 | H |
| 2/1/94 | W, 72-63 | A |
| 12/1/94 | W, 72-42 | H |
| 11/29/95 | L, 64-81 | A |
| 12/11/96 | L, 83-84 | H |
| 12/10/97 | W, 84-67 | A |
| 11/22/98 | W, 86-52 | H |
| 1/2/00 | W, 66-42 | A |
| 12/9/00 | W, 71-45 | H |
| 12/12/01 | W, 80-46 | A |
| 12/31/02 | W, 78-56 | H |
| 12/7/05 | W, 58-52 | A |
| 11/10/06 | L, 60-67 | H |
| 11/18/08 | W, 78-54 | H |
| 11/25/09 | W, 78-51 | A |
| 12/21/10 | W, 68-54 | H |
| 1 - Converse Christmas Classic (Blacksburg, Va.) | | |

| South Carolina | | |
|---|----------|----------------|
| USC leads series 15-6 H: 4-6 A: 1-9 N: 1-0 | | |
| 12/8/79 | L, 68-86 | A |
| 12/1/80 | L, 42-78 | H |
| 2/18/84 | L, 74-89 | A |
| 3/3/84 | L, 70-80 | H |
| 3/7/84 | W, 89-76 | N ¹ |
| 2/2/85 | W, 59-58 | H |
| 2/21/85 | L, 72-76 | A |
| 11/8/86 | L, 83-92 | H |
| 2/15/86 | L, 53-69 | A |
| 3/2/86 | L, 54-67 | A ² |
| 1/5/87 | L, 52-60 | H |
| 2/2/87 | W, 69-65 | A |
| 3/6/87 | L, 55-59 | H ³ |
| 2/1/88 | L, 44-75 | A |
| 3/5/88 | L, 69-73 | H |
| 1/30/89 | L, 52-86 | A |
| 2/25/89 | W, 63-59 | H |
| 2/5/90 | L, 47-72 | A |
| 2/21/90 | L, 59-67 | H |
| 1/19/91 | W, 69-67 | H |
| 2/16/91 | L, 51-66 | A |
| 1 - Metro Conference Tournament (Blacksburg, Va.) 2 - Metro Conference Tournament (Columbia, S.C.) 3 - Metro Conference Tournament (Cincinnati, Ohio) | | |

| South Florida | | |
|--|-------------|----------------|
| Virginia Tech leads series 8-1 H: 4-0 A: 3-1 N: 1-0 | | |
| 1/20/92 | W, 74-59 | H |
| 2/15/92 | W, 67-64 | A |
| 1/30/93 | W, 85-83 OT | A |
| 2/20/93 | W, 82-62 | H |
| 3/10/93 | W, 74-50 | N ¹ |
| 1/10/94 | W, 72-59 | H |
| 1/29/94 | L, 64-77 | A |
| 1/15/95 | W, 72-52 | H |
| 2/19/95 | W, 85-69 | A |
| 1 - Metro Conference Tournament (Louisville, Ky.) | | |

| Southern California | | |
|---|----------|----------------|
| Southern Cal leads series 1-0 H: 0-0 A: 0-0 N: 0-1 | | |
| 11/23/07 | L, 64-65 | N ¹ |
| 1 - Junkaroo Jam (Freeport, Bahamas) | | |

| Richmond | | |
|--|----------|----------------|
| Virginia Tech leads series 5-4 H: 3-1 A: 2-3 N: 0-0 | | |
| 12/5/87 | W, 70-58 | H |
| 1/4/89 | L, 54-79 | A |
| 12/30/89 | L, 58-66 | A ¹ |
| 2/20/96 | L, 55-64 | H |
| 12/19/96 | L, 76-82 | A |
| 12/2/00 | W, 77-74 | A |
| 11/15/01 | W, 76-62 | H |
| 2/2/05 | W, 79-63 | H |
| 12/4/05 | W, 54-47 | A |
| 1 - Duke Pineapple Classic (Richmond, Va.) | | |

| Roanoke College | | |
|--|-----------|---|
| Virginia Tech leads series 3-0 H: 1-0 A: 2-0 N: 0-0 | | |
| 2/15/77 | W, 71-68 | H |
| 2/28/78 | W, 76-56 | A |
| 2/20/82 | W, 100-67 | A |

| Robert Morris | | |
|---|----------|----------------|
| Series tied 1-1 H: 0-1 A: 0-0 N: 1-0 | | |
| 12/21/07 | W, 76-67 | N ¹ |
| 12/11/10 | L, 52-66 | H |
| 1 - Tulane Tournament (New Orleans, La.) | | |

| Rutgers | | |
|--|----------|----------------|
| Rutgers leads series 4-2 H: 2-0 A: 0-4 N: 0-0 | | |
| 12/6/00 | L, 53-61 | A |
| 2/26/02 | W, 70-63 | H |
| 3/2/02 | L, 43-44 | A ¹ |
| 1/22/03 | W, 66-64 | |

| St. Mary's (Calif.) | | |
|--|----------|----------------|
| Series tied 1-1 | | |
| H: 0-0 A: 1-1 N: 0-0 | | |
| 11/27/97 | W, 68-59 | A ¹ |
| 11/25/11 | L, 47-60 | A ¹ |
| 1 - St. Mary's Thanksgiving Classic (Moraga, Calif.) | | |

| St. Peter's (N.J.) | | |
|---------------------------------------|----------|----------------|
| Virginia Tech leads series 1-0 | | |
| H: 1-0 A: 0-1 N: 0-0 | | |
| 3/13/99 | W, 73-48 | H ¹ |
| 1 - NCAA Tournament (Blacksburg, Va.) | | |

| Stetson | | |
|--------------------------|----------|---|
| Stetson leads series 1-0 | | |
| H: 0-0 A: 0-1 N: 0-0 | | |
| 11/24/95 | L, 77-83 | A |

| Syracuse | | |
|--------------------------------------|----------|-------------------|
| Virginia Tech leads series 4-2 | | |
| H: 2-0 A: 2-2 N: 0-0 | | |
| 11/27/88 | L, 75-76 | OT A ¹ |
| 1/31/01 | W, 48-46 | A |
| 1/5/02 | W, 62-56 | H |
| 1/23/02 | L, 59-75 | A |
| 1/4/03 | W, 73-63 | H |
| 1/31/04 | W, 75-60 | A |
| 1 - Carrier Classic (Syracuse, N.Y.) | | |

| Temple | | |
|---|----------|--------------------|
| Virginia Tech leads series 4-2 | | |
| H: 2-0 A: 2-1 N: 0-1 | | |
| 12/28/82 | L, 83-85 | 2OT N ¹ |
| 2/12/96 | W, 86-49 | H |
| 1/10/97 | L, 61-79 | A |
| 2/14/98 | W, 69-51 | A |
| 2/24/99 | W, 89-69 | H |
| 1/21/00 | W, 59-54 | A |
| 1 - Queens College Holiday Classic (Flushing, N.Y.) | | |

| Tennessee | | |
|--|----------|----------------|
| UT leads series 7-0 | | |
| H: 0-3 A: 0-3 N: 0-1 | | |
| 1/4/83 | L, 47-56 | H |
| 1/10/84 | L, 63-77 | A |
| 11/28/89 | L, 55-81 | A |
| 12/3/90 | L, 54-64 | H |
| 1/20/94 | L, 51-88 | A |
| 2/22/95 | L, 33-66 | H |
| 3/20/99 | L, 52-68 | N ¹ |
| 1 - NCAA Tournament (Greensboro, N.C.) | | |

| Tennessee Tech | | |
|--|----------|----------------|
| Series tied 1-1 | | |
| H: 0-0 A: 0-1 N: 1-0 | | |
| 11/23/84 | L, 79-94 | A ¹ |
| 11/25/06 | W, 87-52 | N ² |
| 1 - Tennessee Tech Classic (Cookeville, Tenn.) | | |
| 2 - Pepperdine Tournament (Malibu, Calif.) | | |

| Texas A&M Corpus Christi | | |
|---|----------|----------------|
| Virginia Tech leads series 1-0 | | |
| H: 1-0 A: 0-0 N: 0-0 | | |
| 12/29/05 | W, 76-64 | H ¹ |
| 1 - Lady Luck Classic (Blacksburg, Va.) | | |

| Texas San Antonio | | |
|--|----------|----------------|
| Virginia Tech leads series 1-0 | | |
| H: 0-0 A: 0-0 N: 1-0 | | |
| 12/20/07 | W, 84-59 | N ¹ |
| 1 - Tulane Tournament (New Orleans, La.) | | |

| Texas Tech | | |
|--|----------|-------------------|
| Series tied 2-2 | | |
| H: 0-0 A: 0-1 N: 2-1 | | |
| 12/21/94 | L, 47-68 | N ¹ |
| 3/18/01 | L, 52-73 | A ² |
| 12/19/04 | W, 71-70 | OT N ² |
| 12/20/05 | W, 69-62 | N ⁴ |
| 1 - San Juan Shootout (San Juan, P.R.) | | |
| 2 - NCAA Tournament (Lubbock, Texas) | | |
| 3 - Duel in the Desert (Las Vegas, Nev.) | | |
| 4 - Caribbean Classic (Cancun, Mexico) | | |

| Towson | | |
|--|----------|----------------|
| Virginia Tech leads series 1-0 | | |
| H: 1-0 A: 0-0 N: 0-0 | | |
| 12/29/90 | W, 92-61 | H ¹ |
| 1 - Diamond Club Classic (Blacksburg, Va.) | | |

| Tulane | | |
|--------------------------------|-----------|----------------|
| Virginia Tech leads series 9-8 | | |
| H: 6-1 A: 2-6 N: 1-1 | | |
| 1/29/82 | L, 64-72 | N ¹ |
| 2/25/82 | W, 62-52 | N ² |
| 2/25/84 | L, 59-64 | A |
| 1/10/85 | W, 104-64 | H |
| 1/13/86 | L, 77-89 | OT A |

| | | |
|--|----------|---|
| 1/20/90 | W, 82-59 | H |
| 3/3/90 | W, 70-53 | A |
| 1/14/91 | W, 64-54 | A |
| 2/11/91 | W, 67-41 | H |
| 2/1/92 | L, 56-59 | A |
| 2/29/92 | L, 43-63 | H |
| 1/16/93 | W, 80-57 | H |
| 2/15/93 | L, 65-79 | A |
| 1/15/94 | L, 64-75 | A |
| 2/26/94 | W, 71-65 | H |
| 1/27/95 | L, 62-72 | A |
| 2/12/95 | W, 77-65 | H |
| 1 - Cincinnati, Ohio | | |
| 2 - Metro Conference Tournament (Memphis, Tenn.) | | |

| UAB | | |
|--|----------|-------------------|
| Virginia Tech leads series 2-1 | | |
| H: 1-0 A: 0-1 N: 1-0 | | |
| 12/21/06 | L, 59-70 | A |
| 12/2/07 | W, 77-71 | H |
| 12/19/09 | W, 68-66 | OT N ¹ |
| 1 - St. John's-Chartwells Holiday Classic (Queens, N.Y.) | | |

| UCF | | |
|--------------------------|----------|---|
| UCF leads series 1-0 | | |
| H: 0-0 A: 0-1 N: 0-0 | | |
| 12/18/11 | L, 32-41 | A |

| UMass | | |
|---|----------|-------------------|
| UMass leads series 5-4 | | |
| H: 1-3 A: 2-1 N: 1-1 | | |
| 12/28/86 | W, 86-63 | N ¹ |
| 1/18/96 | L, 47-65 | A |
| 3/2/96 | L, 62-64 | H ² |
| 1/29/97 | L, 52-54 | H |
| 1/4/98 | L, 56-58 | H |
| 3/2/98 | W, 66-64 | OT A ³ |
| 2/12/99 | W, 67-51 | A |
| 2/13/00 | W, 66-45 | H |
| 3/4/00 | L, 54-58 | N ⁴ |
| 1 - Texaco/Wildcat Tournament (Villanova, Pa.) | | |
| 2 - Atlantic 10 Conference Tournament (Blacksburg, Va.) | | |
| 3 - Atlantic 10 Conference Tournament (Amherst, Mass.) | | |
| 4 - Atlantic 10 Conference Tournament (Philadelphia, Pa.) | | |

| UMBC | | |
|---|----------|----------------|
| Virginia Tech leads series 3-0 | | |
| H: 3-0 A: 0-0 N: 0-0 | | |
| 12/29/97 | W, 89-36 | H ¹ |
| 1/3/10 | W, 74-44 | H |
| 12/29/11 | W, 57-52 | H ² |
| 1 - Diamond Club Classic (Blacksburg, Va.) | | |
| 2 - Hilton Garden Inn Hokie Classic (Blacksburg, Va.) | | |

| UNC Asheville | | |
|---|----------|----------------|
| Virginia Tech leads series 1-0 | | |
| H: 1-0 A: 0-0 N: 0-0 | | |
| 12/28/00 | W, 85-47 | H ¹ |
| 1 - Lady Luck Classic (Blacksburg, Va.) | | |

| UNCG | | |
|--|----------|----------------|
| Virginia Tech leads series 7-1 | | |
| H: 5-0 A: 1-1 N: 1-0 | | |
| 12/30/91 | W, 84-65 | H ¹ |
| 1/6/93 | L, 54-63 | A |
| 11/21/96 | W, 89-86 | H |
| 12/4/97 | W, 88-74 | A |
| 3/13/02 | W, 51-45 | H ² |
| 11/22/02 | W, 54-46 | H |
| 1/10/07 | W, 56-45 | A |
| 11/14/08 | W, 59-53 | H |
| 1 - Diamond Club Classic (Blacksburg, Va.) | | |
| 2 - WNIT (Blacksburg, Va.) | | |

| USC Upstate | | |
|-------------------------------|----------|------|
| Virginia Tech lead series 1-0 | | |
| H: 1-0 A: 0-0 N: 0-0 | | |
| 2/2/09 | W, 68-62 | OT H |

| UT Martin | | |
|---|----------|----------------|
| Virginia Tech leads series 1-0 | | |
| H: 1-0 A: 0-0 N: 0-0 | | |
| 12/28/02 | W, 87-55 | H ¹ |
| 1 - Lady Luck Classic (Blacksburg, Va.) | | |

| Valparaiso | | |
|--|----------|----------------|
| Virginia Tech leads series 1-0 | | |
| H: 0-0 A: 0-0 N: 1-0 | | |
| 11/19/04 | W, 64-57 | N ¹ |
| 1 - Subway Basketball Classic (Minneapolis, Minn.) | | |

| Vanderbilt | | |
|-----------------------------|--|--|
| Vanderbilt leads series 1-2 | | |

| | | |
|---|----------|----------------|
| H: 0-0 A: 0-0 N: 0-1 | | |
| 11/29/91 | L, 63-78 | N ¹ |
| 11/29/08 | L, 43-72 | A ² |
| 12/30/10 | W, 74-68 | H ³ |
| 1 - Coors Classic (Boulder, Colo.) | | |
| 2 - Vanderbilt Thanksgiving Tournament (Nashville, Tenn.) | | |
| 3 - Hilton Garden Inn Classic (Blacksburg, Va.) | | |

| Vermont | | |
|--------------------------------|----------|----------------|
| Virginia Tech leads series 1-0 | | |
| H: 1-0 A: 0-0 N: 0-0 | | |
| 3/20/02 | W, 76-48 | H ¹ |
| 1 - WNIT (Blacksburg, Va.) | | |

| Villanova | | |
|---|----------|----------------|
| Villanova leads series 4-3 | | |
| H: 2-1 A: 0-2 N: 1-1 | | |
| 11/29/97 | L, 46-55 | N ¹ |
| 1/23/01 | W, 65-59 | H |
| 3/4/01 | W, 73-67 | N ² |
| 2/23/02 | L, 64-76 | A |
| 1/7/03 | L, 60-62 | A |
| 2/22/03 | L, 61-71 | H |
| 1/14/04 | W, 63-50 | H |
| 1 - St. Mary's Thanksgiving Tipoff Classic (Moraga, Calif.) | | |
| 2 - BIG EAST Conference Tournament (Storrs, Conn.) | | |

| Virginia | | |
|---|----------|----------------|
| Virginia leads series 39-8 | | |
| H: 4-14 A: 3-18 N: 1-7 | | |
| 12/9/76 | L, 52-54 | A |
| 2/24/77 | L, 58-67 | H |
| 1/9/78 | L, 39-54 | A |
| 3/3/78 | L, 38-58 | N ¹ |
| 1/17/79 | L, 58-64 | H |
| 1/14/80 | L, 39-48 | N ² |
| 1/3/81 | L, 43-58 | H |
| 3/7/81 | L, 41-49 | N ⁴ |
| 2/6/82 | W, 63-56 | N ³ |
| 1/8/83 | L, 66-70 | A |
| 1/4/84 | L, 70-88 | N ³ |
| 1/16/85 | L, 62-74 | A |
| 12/10/85 | L, 58-87 | N ³ |
| 12/9/86 | L, 43-73 | A |
| 12/8/87 | L, 57-74 | H |
| 11/29/88 | L, 73-75 | A |
| 1/3/90 | L, 77-79 | H |
| 11/28/90 | L, 44-93 | A |
| 12/8/92 | L, 59-93 | H |
| 12/8/93 | L, 66-78 | A |
| 1/13/95 | W, 69-62 | H |
| 12/6/95 | L, 38-80 | A |
| 2/6/97 | L, 41-90 | H |
| 11/25/97 | L, 49-64 | A |
| 11/30/98 | W, 81-65 | H |
| 12/20/99 | L, 62-67 | A |
| 11/30/00 | W, 57-56 | H |
| 11/29/01 | L, 58-60 | A |
| 12/3/02 | W, 72-56 | H |
| 11/23/03 | W, 63-62 | A |
| 1/28/05 | L, 67-70 | A |
| 2/13/05 | L, 58-61 | H |
| 1/16/06 | L, 59-78 | H |
| 2/2/06 | W, 65-54 | A |
| 1/22/07 | W, 60-58 | A |
| 2/15/07 | L, 76-79 | H |
| 1/13/08 | L, 57-70 | A |
| 2/17/08 | L, 53-62 | H |
| 1/21/09 | L, 69-75 | H |
| 2/8/09 | L, 61-69 | A |
| 3/5/09 | L, 57-66 | N ⁵ |
| 1/18/10 | L, 56-70 | H |
| 2/28/10 | L, 46-55 | A |
| 1/23/11 | L, 37-72 | A |
| 2/27/11 | L, 71-73 | OT H |
| 1/12/12 | L, 39-52 | A |
| 2/19/12 | L, 40-66 | H |
| 1 - Virginia State Tournament (Norfolk, Va.) | | |
| 2 - Richmond, Va. | | |
| 3 - Roanoke, Va. | | |
| 4 - Virginia State Tournament (Harrisonburg, Va.) | | |
| 5 - ACC Tournament (Greensboro, N.C.) | | |

| Washington State | | |
|--|----------|----------------|
| Virginia Tech leads series 1-0 | | |
| H: 0-0 A: 0-0 N: 1-0 | | |
| 11/30/02 | W, 72-50 | N ¹ |
| 1 - FIU Thanksgiving Classic (Miami, Fla.) | | |

| West Virginia | | |
|---|----------|--------------------|
| Virginia Tech leads series 11-5 | | |
| H: 4-1 A: 4-3 N: 3-1 | | |
| 2/22/78 | L, 72-75 | A |
| 2/21/79 | W, 73-61 | H |
| 2/20/80 | W, 71-67 | H |
| 12/13/80 | W, 74-67 | N ¹ |
| 1/2/82 | L, 81-82 | 2OT N ² |
| 1/15/83 | L, 66-71 | A |
| 1/13/84 | W, 73-62 | H |
| 12/20/90 | L, 80-84 | H |
| 3/1/95 | W, 82-66 | A |
| 2/14/01 | W, 92-53 | A |
| 1/16/02 | W, 67-62 | H |
| 1/18/03 | W, 55-48 | A |
| 3/1/03 | W, 76-64 | H |
| 3/8/03 | W, 66-60 | N ³ |
| 2/10/04 | L, 66-69 | A |
| 11/13/06 | W, 60-56 | N ⁴ |
| 1 - Charleston, W.Va. | | |
| 2 - Roanoke, Va. | | |
| 3 - BIG EAST Conference Tournament (Piscataway, N.J.) | | |
| 4 - Basketball Travelers Classic (Baton Rouge, La.) | | |

| Virginia Commonwealth | | |
|---------------------------------|----------|----------------|
| Virginia Tech leads series 17-9 | | |
| H: 11-2 A: 5-7 N: 1-0 | | |
| 2/3/77 | W, 53-43 | A |
| 2/3/78 | W, 87-45 | H |
| 2/17/78 | W, 75-47 | A |
| 2/24/79 | L, 56-69 | A |
| 3/2/79 | W, 75-54 | H ¹ |
| 12/11/79 | W, 87-66 | H |
| 2/5/83 | W, 81-57 | H |
| 2/13/84 | W, 81-63 | A |
| 2/25/85 | W, 90-57 | H |
| 3/2/87 | L, 74-85 | A |
| 1/2/88 | W, 75-74 | H |
| 12/19/88 | L, 76-88 | OT A |

| | | |
|---------|----------|----------------|
| 1/23/90 | W, 64-52 | H |
| 1/4/92 | L, 66-74 | A |
| 2/8/92 | L, 57-59 | H |
| 1/9/93 | W, 70-67 | H |
| 3/1/93 | L, 69-71 | A |
| 2/12/94 | W, 64-54 | H |
| 2/22/94 | W, 65-49 | A |
| 3/8/94 | W, 61-46 | N ² |
| 1/8/95 | W, 54-51 | A |
| 2/17/95 | W, 81-63 | |

LETTERWINNERS

WOMEN'S BASKETBALL BECAME A VARSITY SPORT AT VIRGINIA TECH STARTING WITH THE 1976-77 SEASON.

Following is a list of the Hokies' all-time letterwinners:

| Name | Years Played |
|--------------------|--------------|
| Kim Albany | 1978-82 |
| Maria Albertsson | 1998-99 |
| Britney Anderson | 2003-07 |
| Jackie Ansley | 1981-84 |
| Taylor Ayers | 2009-11 |
| Michelle Bain | 1984-88 |
| Sherry Banks | 1994-97 |
| Elizabeth Basham | 2007-11 |
| Mary Beth Bergmann | 1987-91 |
| Sandy Berry | 1978-81 |
| Thea Bertola | 1976-77 |
| Lindsey Biggs | 2006-10 |
| Kelly Bradley | 1977-79 |
| Noreen Brennan | 1981-85 |
| Eleanor Brentnall | 2006-07 |
| Taiqua Brittingham | 1981-85 |
| Latisia Brown | 1988-92 |
| Stacy Brown | 1993-96 |
| Peg Bunger | 1976-79 |
| Kristin Burke | 1996-97 |
| Kelley Burrier | 1992-93 |
| Amy Byrne | 1986-90 |
| Stephanie Carter | 1991-95 |
| Dawn Chriss | 2002-06 |
| Kelsey Conyers | 2011- |
| Brittany Cook | 2004-08 |
| Kirby Copeland | 2003-07 |
| Maureen Corrigan | 1980-82 |
| Sonya Dalton | 1979-80 |
| Nikki Davis | 2008-11 |
| Renee Dennis | 1983-87 |
| Nare Diawara | 2003-07 |

| | |
|----------------------|----------------|
| Angela Donnell | 1991-95 |
| Maureen Donovan | 1983-87 |
| Kelly Drinka | 1996-99 |
| Utahya Drye | 2006-10 |
| Rayna DuBose | 2001-05 |
| Tammie Edwards | 1979-83 |
| Nia Evans | 2010- |
| Alyssa Fenyn | 2009- |
| Megan Finnerty | 2002-06 |
| Brandy Fowler | 2002-04 |
| Judy Fowler | 1991-93 |
| Jeni Garber | 1988-91 |
| Karen Garbis | 1976-79 |
| Kerri Gardin | 2002-06 |
| Terri Garland | 1992-95 |
| Erin Gibson | 2001-05 |
| Mary Gilligan | 1979-80 |
| Brittany Gordon | 2007-11 |
| Angie Gray | 1992-95 |
| Shani Grey | 2007-2010 |
| Stephanie Green | 1985-89 |
| Lisa Griffith | 1989-93 |
| Lisa Guarneri | 2000-02 |
| Porchia Hadley | 2009- |
| Amber Hall | 2005-09 |
| Cathy Hall | 1976-78 |
| Larryqua Hall | 2011- |
| Lisa Haney | 1984-88 |
| Kathy Hanover | 1979-83 |
| Shanel Harrison | 2008- |
| Laura Haskins | 2005-09 |
| Sarah Hicks | 1998-02 |
| Sarah Hillyer | 1989-90 |
| LaTorri Hines-Allen | 2010-12 |
| Michelle (Hollister) | |
| Houseright | 1995-96, 98-99 |

| | |
|---------------------|---------|
| Meg Hunter | 1997-98 |
| Donna Hylton | 1976-79 |
| Roshana Jackson | 2004-06 |
| Shavena Jamieron | 1987-91 |
| Nicole Jones | 1999-02 |
| Cyndi Justice | 1987-91 |
| Denise Kayajian | 1986-88 |
| Angie Kelly | 1982-86 |
| Gail Kelly | 1976-78 |
| Ieva Kublina | 2000-04 |
| A.J. Lemaitre | 2005-08 |
| Brittany Lewis | 2008-09 |
| Pauline Landes | 1978-81 |
| Cynthia Lee | 1992-95 |
| Robin Lee | 1981-85 |
| Lisa Leftwich | 1991-95 |
| Missy Lemons | 1997-00 |
| Amy Lingenfelder | 2001-02 |
| Emily Lipton | 1999-03 |
| Lakeisha Logan | 2006-10 |
| Sue Logsdon | 1990-94 |
| Renee Maitland | 1995-98 |
| Christie Marrone | 2004-05 |
| Carrie Mason | 2002-06 |
| Candy Michel | 1988-90 |
| Tracy Miller | 1980-85 |
| Brittany Montgomery | 2010-12 |
| Barb Morris | 1976-78 |
| Suzanne Mott | 1984-88 |
| Vionca Murray | 2006-07 |
| Rachel Nichols | 2011- |
| Sandra Nichols | 1981-83 |
| Lynette Nolley | 1995-98 |
| Katie O'Connor | 1996-99 |
| Christi Osborne | 1991-95 |
| Jamie Osborne | 1985-88 |

| | |
|--------------------|----------------|
| Mollie Owings | 1999-02 |
| Susan Pellicoro | 1980-84 |
| Fran Pfister | 1981-83 |
| Lisa Price | 1977-80 |
| Fran Recchia | 2001-05 |
| Abby Redick | 2009-11 |
| Jenny Root | 1991-95 |
| Caroline Sadler | 1979-81 |
| Missy Sallade | 1986-90 |
| Wendy Sanders | 1986-88 |
| Kerry Sarver | 2011- |
| Erica Scott | 1989-91 |
| Joely Scott | 1989-92 |
| Kim Seaver | 1996-00 |
| Davina Simmons | 2000-04 |
| Benita Smith | 1985-89 |
| Dayna Sonovick | 1987-89, 91-92 |
| Sis Spriggs | 1978-81 |
| Chrystal Starling | 1999-03 |
| Debbie Stovall | 1977-78 |
| Christina Strother | 1999-01 |
| Monet Tellier | 2010- |
| Debbie Thomas | 1976-77 |
| Phyllis Tonkin | 1988-92 |
| Joyce Waddy | 1983-87 |
| Linda Walther | 1976-78 |
| Susan Walvius | 1982-86 |
| Dana Walvius | 1986-90 |
| Amy Wetzel | 1998-01 |
| Kyani White | 2010-11 |
| Julie Williams | 1979-81 |
| Katrina Williams | 1999-00 |
| Tere Williams | 1997-01 |
| Aerial Wilson | 2009- |
| Lisa Witherspoon | 1996-99 |

VIRGINIA TECH SPORTS HALL OF FAME

AMY WETZEL DOOLAN MOST RECENTLY ENTERED THE HALL OF FAME IN 2012



Renee Dennis is Tech's all-time leading scorer (1,791) and was inducted in 1997.

Amy Byrne holds the record for most points in a season (561) and was enshrined in 2001.

Robin Lee is 11th on the all-time scoring list and was inducted into the Hall of Fame on Nov. 25, 2005.

Christi Osborne was inducted in 2006 after an outstanding career which saw her score 1,500 career points.



Jenny Root became the fifth women's basketball inductee on Sept. 25, 2007. Root is fourth on the career scoring list with 1,582.

Lisa Witherspoon is the Hokies' all-time assists leader with 635 and was enshrined on Nov. 20, 2009.

Tere Williams, the Hokies' all-time leader in rebounds and the first Tech women's basketball player to be selected in the WNBA Draft. She was inducted on Oct. 7, 2011.

Eight women's basketball players have been selected to the Virginia Tech Sports Hall of Fame. Top row (l-r) Renee Dennis, Amy Byrne, Robin Lee, Christi Osborne; (bottom row, l-r) Jenny Root, Lisa Witherspoon, Tere Williams and Amy Wetzel Doolan.

Amy Wetzel Doolan, a two-time GTE District III Academic All-American, graduated from the Edward Via College of Osteopathic Medicine in 2007. She was inducted on Sept. 7, 2012.

HONOR ROLL

COSIDA ACADEMIC ALL-AMERICAN

| | |
|-----------------|---------------------------------------|
| Christi Osborne | first team, 1995 second team, 1994 |
| Brittany Cook | third team, 2008 |
| Laura Haskins | third team, 2009 |

COSIDA DISTRICT III ACADEMIC ALL-AMERICAN

| | |
|------------------|------------------|
| Amy Byrne | 1989 |
| Christi Osborne | 1993, 1994, 1995 |
| Maria Albertsson | 1998, 1999 |
| Amy Wetzel | 1999, 2000 |
| Sarah Hicks | 2002 |
| Erin Gibson | 2004, 2005 |
| Ieva Kublina | 2004 |
| Carrie Mason | 2005, 2006 |
| Brittany Cook | 2008 |
| Laura Haskins | 2008, 2009 |

RAWLINGS SCHOLARSHIP AWARD

| | |
|-----------------|------|
| Christi Osborne | 1995 |
|-----------------|------|

ASSOCIATED PRESS ALL-AMERICAN

| | |
|------------------|-------------------------|
| Tere Williams | honorable mention, 1999 |
| Lisa Witherspoon | honorable mention, 1999 |

KODAK ALL-AMERICAN

| | |
|------------|-------------------------|
| Jenny Root | honorable mention, 1995 |
|------------|-------------------------|

WOMENSCOLLEGEHOOPS.COM ALL-AMERICAN FRESHMAN

| | |
|--------------|-------------------------|
| Carrie Mason | honorable mention, 2003 |
|--------------|-------------------------|

WOMEN'S BASKETBALL NEWS SERVICE FRESHMAN ALL-AMERICAN

| | |
|---------------|------------------|
| Tere Williams | third team, 1998 |
|---------------|------------------|

ATLANTIC COAST CONFERENCE HONORS

Virginia Tech became a member of the ACC in 2004

ALL-ACC

| | |
|----------------|-------------------------|
| Kerri Gardin | honorable mention, 2005 |
| Kerri Gardin | third team, 2006 |
| Kirby Copeland | honorable mention, 2007 |
| Brittany Cook | second team, 2008 |
| Utahya Drye | honorable mention, 2009 |

ACC ALL-FRESHMAN TEAM

| | |
|----------------|------|
| Andrea Barbour | 2008 |
|----------------|------|

BIG EAST CONFERENCE HONORS

Virginia Tech was a member of the BIG EAST from 2000-2004

BIG EAST MOST IMPROVED PLAYER

| | |
|--------------|------|
| Ieva Kublina | 2002 |
|--------------|------|

ALL-BIG EAST CONFERENCE

| | |
|---------------|--|
| Ieva Kublina | first team, 2003 second team, 2004 second team, 2002 |
| Sarah Hicks | third team, 2002 |
| Tere Williams | second team, 2001 |

BIG EAST ALL-ROOKIE TEAM

| | |
|--------------|------|
| Carrie Mason | 2003 |
|--------------|------|

ATLANTIC 10 CONFERENCE HONORS

Virginia Tech was a member of the Atlantic 10 from 1995-2000

ATLANTIC 10 DEFENSIVE PLAYER OF THE YEAR

| | |
|------------------|------|
| Lisa Witherspoon | 1999 |
| Amy Wetzel | 2000 |

ATLANTIC 10 MOST IMPROVED PLAYER

| | |
|----------------|------|
| Reneé Maitland | 1997 |
| Katie O'Connor | 1999 |

ATLANTIC 10 SIXTH PLAYER OF THE YEAR

| | |
|---------------------------------|------|
| Michelle (Hollister) Houseright | 1999 |
|---------------------------------|------|

ATLANTIC 10 CO-ROOKIE OF THE YEAR

| | |
|---------------|------|
| Tere Williams | 1998 |
|---------------|------|

ALL-ATLANTIC 10 CONFERENCE

| | |
|---------------------------------|---|
| Michelle (Hollister) Houseright | second team, 1996 |
| Chrystal Starling | third team, 2000 |
| Tere Williams | first team, 2000 first team, 1999 second team, 1998 |
| Amy Wetzel | second team, 2000 second team, 1999 second team, 1999 |
| Lisa Witherspoon | second team, 1999 |

ATLANTIC 10 ALL-CHAMPIONSHIP TEAM

| | |
|---------------------------------|------|
| Michelle (Hollister) Houseright | 1998 |
| Tere Williams | 1998 |
| Amy Wetzel | 1999 |

ATLANTIC 10 ALL-ROOKIE TEAM

| | |
|-------------------|------|
| Katie O'Connor | 1996 |
| Kim Seaver | 1997 |
| Tere Williams | 1998 |
| Nicole Jones | 1999 |
| Chrystal Starling | 2000 |

METRO CONFERENCE HONORS

Virginia Tech was a member of the Metro from 1981 to 1995

METRO CONFERENCE PLAYER OF THE YEAR

| | |
|------------|------|
| Jenny Root | 1995 |
|------------|------|

ALL-METRO CONFERENCE

| | |
|--------------------|---|
| Taiqua Brittingham | first team, 1984 |
| Renee Dennis | first team, 1986, 87 |
| Susan Walvius | first team, 1986 |
| Angie Kelly | second team, 1986 |
| Maureen Donovan | second team, 1987 |
| Michelle Bain | second team, 1988 |
| Amy Byrne | first team, 1980 second team, 1989 |
| Missy Sallade | second team, 1989, 90 |
| Jeni Garber | second team, 1991 |
| Lisa Griffith | second team, 1992 |
| Christi Osborne | second team, 1993, 94, 95 |
| Jenny Root | first team, 1994, 95 second team, 1993 |

METRO CONFERENCE ALL-TOURNAMENT

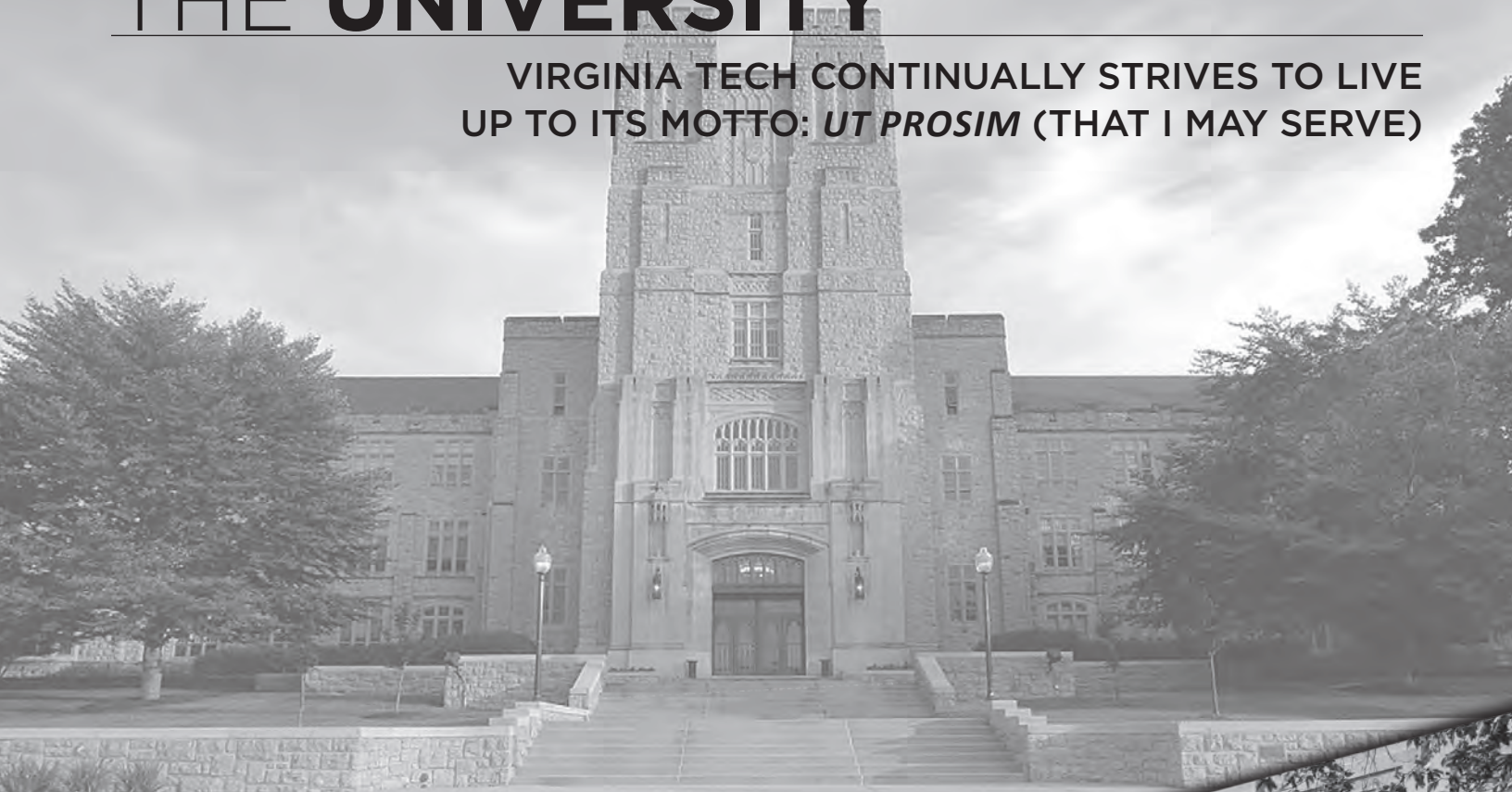
| | |
|--------------------|--------------------|
| Taiqua Brittingham | 1984 |
| Renee Dennis | 1987 |
| Jeni Garber | 1989 |
| Sue Logsdon | 1994 |
| Christi Osborne | 1992, 93, 94 (MVP) |

METRO CONFERENCE ALL-ROOKIE TEAM

| | |
|-----------------|------|
| Jeni Garber | 1989 |
| Sue Logsdon | 1991 |
| Christi Osborne | 1992 |

THE UNIVERSITY

VIRGINIA TECH CONTINUALLY STRIVES TO LIVE UP TO ITS MOTTO: *UT PROSIM* (THAT I MAY SERVE)



CHARLES STEGER UNIVERSITY PRESIDENT

Now in his thirteenth year as President of Virginia Tech, Dr. Charles Steger is pursuing the course he laid out to establish Virginia Tech among the nation's premier research institutions. Steger has provided visionary leadership in the creation and implementation of a bold vision and strategic plan, with a demand for quality across all aspects of the academic enterprise. Among the highlights of his presidency to date are the university's adoption of the Principles of Community (2005) and the Virginia Tech Climate Action Commitment (2009). In the minds of many, Steger will best be remembered for making the impossible a reality. He will be forever credited with negotiating Virginia Tech's entrance into the Atlantic Coast Conference in 2004 – a 50-year dream-come-true for Hokie fans. He is currently the Chairman of the Bowl Championship Series (BCS) Presidential Oversight Committee.

One of the most exciting new initiatives to become reality was the completion of the new 144,000-square-foot Virginia Tech Research Center-Arlington (VTRC-A) in 2011 to enhance the university's presence in the National Capital Region and ability to compete for major research grants and contracts.

In addition, the Virginia Tech Carilion Research Institute is fully operational in a new 152,000-square-foot building in Roanoke. VTCRI is now the hub for the world-wide interactive functional brain imaging network.

Another initiative on the horizon is the new Center for the Arts that will open in the fall of 2013. This 130,000-square-foot facility will feature a 1,300-seat performance hall, visual art galleries, and innovative creative technology lab spaces. At the intersection of North Main Street and Alumni Mall, its location symbolizes the university's commitment to the arts and its importance to the university and the broader community.

Since Steger became president, the university has added over 2.4 million square feet of space, mostly in new construction. This surpasses all growth that occurred over the entire period between 1872 and 1960.



During his tenure, the university's annual research expenditures have increased more than 300 percent, now topping \$450 million. According to the National Science Foundation (NSF), Virginia Tech is the only Virginia university to rank in the top 50 out of 679 universities in the nation in sponsored research.

A hallmark of Steger's administration is his commitment to the students. With his leadership, the university has reaffirmed its core mission of undergraduate education. The university is dedicated to fostering a research-intensive environment that offers students an opportunity to learn the scientific process while enhancing their critical-thinking skills. Recognizing that graduates will be entering a global economy, Virginia Tech initiated a comprehensive International Strategic Plan and has doubled the number of students participating in international education opportunities.

In 2010, Steger was selected as a recipient of the Michael P. Malone International Leadership Award, sponsored by the Association of Public and Land-grant Universities. During his presidency, five international centers have been established around the globe, and another

is being developed in India. While dean of CAUS, Steger was the driving force behind the establishment of Virginia Tech's Center for European Studies and Architecture in Switzerland, which has hosted hundreds of study abroad students from departments across the university.

In 2011, the university successfully completed an aggressive fundraising campaign to "invent the future," surpassing the \$1 billion goal by more than \$100 million. These funds provide the university with a margin of excellence for its academic agenda. Private support from Virginia Tech's alumni and friends continues to play an essential role in this university community.

Steger received his Bachelor of Architecture degree, Master of Architecture degree, and Ph.D. in Environmental Science and Engineering from Virginia Tech. His passion for teaching led him to leave a career in the private sector as a professional architect and planner to return to Virginia Tech to teach in the College of Architecture and Urban Studies (CAUS). When he became Dean in 1981 at the age of 33, he was the youngest architecture dean in the nation. After 12 years in that role, he was appointed Vice President for Development and University Relations (1993-2000) before being named President in 2000.

Steger is a Fellow in the American Institute of Architects (AIA) and holds the William C. Noland Award and the Distinguished Achievement Award from the Virginia Society AIA. The New Century Technology Council awarded him its 2004 Compass Award for visionary thinking and leadership in the field of information technology.

Credited with calm leadership during a very difficult period, President Steger led the university through an extended recovery period in the aftermath of the April 2007 tragedy.

In 2009, President Steger received the Chief Executive Leadership Award from the Council for the Advancement and Support of Education (CASE) District III for outstanding leadership and service in support of education.

PRINCIPLES OF COMMUNITY

Virginia Tech is a public land-grant university, committed to teaching and learning, research and outreach to the commonwealth of Virginia, the nation and the world community. Learning from the experiences that shape Virginia Tech as an institution, we acknowledge those aspects of our legacy that reflected bias and exclusion.

Therefore, we adopt and practice the following principles as fundamental to our ongoing efforts to increase access and inclusion and to create a community that nurtures learning and growth for all of its members:

We affirm the inherent dignity and value of every person and strive to maintain a climate for work and learning based on mutual respect and understanding.

We affirm the right of each person to express thoughts and opinions freely. We encourage open expression within a climate of civility, sensitivity and mutual respect.

We affirm the value of human diversity because it enriches our lives and the university. We acknowledge and respect our differences while affirming our common humanity.

We reject all forms of prejudice and discrimination, including those based on age, color, disability, gender, national origin, political affiliation, race, religion, sexual orientation and veteran status. We take individual and collective responsibility for helping to eliminate bias and discrimination and for increasing our own understanding of these issues through education, training and interaction with others.

We pledge our collective commitment to these principles in the spirit of the Virginia Tech motto of *Ut Prosim* (That I May Serve).

JIM WEAVER

DIRECTOR OF ATHLETICS

James C. Weaver, whose innovative ideas and work as a reformer have made him one of college athletics' most popular administrators, is the director of athletics at Virginia Tech.

Weaver, 67, was appointed on Sept. 24, 1997, and has been a tireless leader on behalf of Tech athletics. His efforts were recognized in 2009 when he accepted the prestigious John L. Toner Award, which is presented annually by the National Football Foundation & College Hall of Fame. The award is given to a director of athletics who has demonstrated superior administrative abilities and shown outstanding dedication to college athletics, particularly college football.

In his 15 years on the job at Tech, Weaver has taken steps to place increased emphasis on projects benefiting student-athletes. Under his leadership, the athletics department entered into a comprehensive agreement with NIKE beginning in 2007-08 that provides uniforms, clothing and equipment for all Virginia Tech varsity teams over an eight-year period. He created a comprehensive awards program for letterwinners and has initiated and funded an annual awards banquet. The Monogram Club was revitalized in 1998 and provides several benefits to former Hokie athletes, trainers and managers.

A top personal priority for Weaver is the continuing improvement of Tech's facilities. Progress is evident in a number of new facilities now in use or currently under construction.

A new football locker room and lounge has been constructed adjacent to Jamerson Athletic Center. The three-story building was completed in 2010 and features a spacious locker room for players and coaches, as well as a lounge on the second floor and a wrestling facility on the third floor. The vacated space in Jamerson has been renovated to provide expanded weight training, sports medicine and locker room facilities for Olympic sport teams.

Plans for a new indoor football practice facility have been approved. This project calls for a regulation-sized AstroTurf surface in a field house conveniently located near the outdoor football practice field. This will allow the indoor track to stay up year-round in Rector Field House.

The remodeling of Lane Stadium's west side was completed in time for Tech's 2006 home opener. It involved the construction of additional new luxury suites, a new President's area, four private club seating areas, a ticket office, athletic fund offices, a memorabilia area and a new student academic services area.

Tech's basketball staffs and teams moved into their new practice facility in 2009. The \$20 million building boasts two practice gyms, a 3,000 square-foot basketball weight room, coaches' offices, film rooms and locker rooms.

Weaver presided over Tech's move into the Atlantic Coast Conference in 2004-05, when Virginia Tech and Miami were officially introduced as the 10th and 11th members of the ACC, effective July 1, 2004.

Weaver renegotiated Tech's multimedia rights contract with IMG College, creating an agreement which went into effect in 2008-09 and extends for 10 years to provide enhanced revenue for the athletics department. In the Fall of 2000, Weaver arranged a joint venture with IMG to commit \$2 million to purchase new scoreboards, upgrade sound systems, install an L.E.D. video display screen at Lane Stadium (which was enlarged for the 2005 season) and place two wall-mount L.E.D. video screens in Cassell Coliseum.


Weaver came to Tech from Western Michigan University where he was director of athletics from January 1996 until he came to Blacksburg. Prior to that, he was AD for three and a half years at UNLV, where he reconstructed a troubled athletic department.

Weaver says that various schools' interest in him as a reformer through the years can be traced to Penn State.

It was with the Nittany Lions' football team that Weaver first made a name for himself in athletics. He was a center and linebacker on Penn State teams coached by the legendary Rip Engle and Joe Paterno. A native of Harrisburg, Pa., Weaver was recruited to Penn State by Engle.

Weaver graduated from Penn State in 1967 with a bachelor's in psychology and rehabilitation education. He received a master's in college counselor education, also from Penn State, in 1968.

Weaver started a coaching career as an assistant at Penn State for six seasons. During that time, the Lions played in five bowl games



– the Cotton, Gator, Sugar and Orange (twice).


He later was the offensive coordinator at Iowa State and head coach for one season at Villanova in 1974. He also spent five years as an assistant professor at Clarion State and three years as director of franchise sales at Athletic Attic.

Prior to landing the athletic director's job at UNLV, Weaver spent nine years at the University of Florida. He was a strong force at Florida in the field of compliance and concluded his time there as associate athletics director.

Weaver drew rave reviews at UNLV for his fund-raising expertise. He generated nearly \$15 million in his time there and built a new athletic complex.

While at Western Michigan, Weaver announced creation of a \$7 million football center, stabilized fluctuating revenues and installed a CHAMPS Life Skills program.

Weaver and his wife Traci have four sons – Josh, Paul, Cole and Craig.



Weaver poses with his wife Traci and four sons – (l-r) Paul, Josh, Craig and Cole – after being presented the Toner Award in 2009.

ATHLETICS ADMINISTRATION

MANAGEMENT STAFF



Sharon McCloskey
Senior Associate A.D./Senior
Woman Administrator



Tim East
Associate A.D. for
External Affairs



Tom Gabbard
Associate A.D. for
Internal Affairs



Chris Helms
Associate A.D. for
Olympic Sports



Jon Jaudon
Associate A.D. for Administration



John Ballein
Associate A.D. for
Football Operations



Mike Gentry
Associate A.D. for
Athletic Performance



Mike Goforth
Associate A.D. for
Sports Medicine



Tim Parker
Associate A.D. for Compliance



Lisa Rudd
Associate A.D. for Financial Affairs



Reyna Gilbert-Lowry
Assistant A.D. for
Student Life



Jermaine Holmes
Director of Student-Athlete
Academic Support Services



Pam Linkous
Director of Human Resources
and NCAA Initiatives



Lu Merritt
Director of Development for
Intercollegiate Athletics



Dave Smith
Assistant A.D. for Athletics
Communications



Sandy Smith
Assistant A.D. for Ticketing Services



Cara Walters
Game Operations Manager



Jeremy Wells
Assistant A.D. for Marketing &
Promotions



Russ Whitenack
Director of the Monogram Club

DEPARTMENT DIRECTORY



VIRGINIA TECH ATHLETICS

- Jamerson Athletics Center
- Cassell Coliseum
- Merryman Center
- West Side Lane Stadium
- Hahn Hurst Basketball Practice Center
- Blacksburg, VA 24061
- All phone numbers are area code 540

ADMINISTRATION

| | | |
|---------------------------|--|----------|
| Jim Weaver | Director of Athletics..... | 231-3977 |
| Sharon McCloskey | Senior Associate Director of Athletics/Senior Woman Administrator..... | 231-8137 |
| Tim East | Associate Director of Athletics for External Affairs..... | 231-6600 |
| Tom Gabbard..... | Associate Director of Athletics for Internal Affairs..... | 231-1828 |
| Chris Helms | Associate Director of Athletics for Olympic Sports..... | 231-3869 |
| Jon Jaudon | Associate Director of Athletics for Administration..... | 231-1830 |
| John Ballein..... | Associate Athletics Director for Football Operations..... | 231-9988 |
| Tim Parker..... | Associate Director of Athletics for Compliance..... | 231-2937 |
| Mike Gentry..... | Associate Director of Athletics for Athletic Performance | 231-2984 |
| Reyna Gilbert-Lowry | Assistant Director of Athletics for Student Life..... | 231-3956 |
| Mike Goforth..... | Associate Director of Athletics for Sports Medicine | 231-7742 |
| Lisa Rudd..... | Associate Director of Athletics for Financial Affairs | 231-6553 |
| Dave Smith | Assistant Athletics Director for Communications..... | 231-9965 |
| Sandy Smith..... | Assistant Athletics Director for Ticketing Services..... | 231-6731 |
| Jeremy Wells | Assistant Athletics Director for Marketing & Promotions | 231-2515 |
| Pam Linkous..... | Director of Human Resources and NCAA Initiatives..... | 231-3142 |

ADMINISTRATIVE SUPPORT

| | | |
|------------------------|--|----------|
| Maryanne Baffi..... | Administrative Assistant (Baseball, Softball, Wrestling) | 231-3671 |
| Jean Ann Bailey | Administrative Assistant, Marketing and Promotions | 231-2371 |
| Vickie Graham | Receptionist | 231-9984 |
| Lisa Maddox..... | Administrative Assistant, Olympic Sports | 231-9415 |
| Penny Martin | Administrative Assistant to SWA and External Affairs..... | 231-8137 |
| Theresa Repass | Sports Medicine Clerk | |
| Alison Whittaker | Administrative Assistant, Olympic Sports | 231-5037 |
| Vacant..... | Administrative Assistant, Olympic Sports | 231-6351 |
| Carmela Smith..... | Administrative Assistant to the Athletics Director | 231-3977 |
| Shelby Smith..... | Internal Affairs, Golf..... | 231-6265 |
| Sandy Weber..... | Office Manager, Sports Medicine/Athletic Performance | 231-7741 |
| Joyce Wynn | Administrative Assistant, Administration | 231-5497 |

ATHLETIC FUND 231-6618

| | | |
|-----------------------|--|----------|
| Lu Merritt | Director of Development for Intercollegiate Athletics | |
| John Moody | Senior Assistant to the Director of Development, Intercollegiate Athletics | |
| Diana Adkins..... | Alumni Program Coordinator | 231-8481 |
| Brandy Barrow..... | Fiscal Technician | 231-0484 |
| Terry Bolt | Director of Development for Special Gifts and the Athletic Annual Fund | |
| Jane Broadwater..... | Executive Secretary | |
| Scott Davis..... | Associate Director of Development | 231-1936 |
| David Everett | Director of Major Gifts for Intercollegiate Athletics | |
| Sharon Linkous | Accountant | 231-5851 |
| Dana Partin..... | Fiscal Assistant..... | 231-5013 |
| Brian Thornburg | Associate Director of Development | |

ATHLETIC PERFORMANCE

| | | |
|--------------------------|--|----------|
| Mike Gentry..... | Associate Director of Athletics for Athletic Performance | 231-2984 |
| Gary Bennett, Ph.D. | Sport Psychologist | 231-2556 |
| Megan Evans | Strength & Conditioning Coordinator for Olympic Sports..... | 231-7386 |
| Ryan Shuman | Strength & Conditioning Coordinator for Olympic Sports..... | 231-1407 |
| Jennie Schafer | Director of Sports Nutrition..... | 231-9910 |
| Jarrett Ferguson | Director of Strength & Conditioning for Football..... | 231-8207 |
| David Jackson..... | Director of Strength & Conditioning for Basketball Programs..... | 231-7857 |
| Terry Mitchell..... | Director of Strength & Conditioning for Olympic Sports..... | 231-7386 |
| Keith Short..... | Strength & Conditioning Coordinator for Football | 231-8207 |
| Brandon Dillard..... | Coordinator for Basketball Programs | |

ATHLETICS COMMUNICATIONS



DAVE SMITH
Assistant A.D.
for Athletics
Communications



BILL DYER
Associate Director



APRIL GOODE
Associate Director
Women's Basketball
Email: a.goode@vt.edu



BRYAN JOHNSTON
Associate Director



MARC MULLEN
Assistant Director



RACHEL PERREAULT
Assistant Director



JIMMY ROBERTSON
Editor, Inside Hokie
Sports



JOSH MITCHELL
Post-graduate Intern



KELLY SHUMAN
Post-graduate Intern



DONNA SMITH
Administrative
Assistant



ANNE PANELLA
Publications Director



DAVE KNACHEL
Photography
Coordinator



DAMIAN SALAS
Webmaster



**MARY FRANCES
CZARSTY**
Graphic/Web Designer



STACEY WELLS
Graphic/Web Designer

ATHLETICS COMMUNICATIONS.....231-6726

| | | |
|---------------------------|---|----------|
| Dave Smith | Assistant Athletics Director for Communications | |
| Anne Panella | Publications Director | 231-7684 |
| Bill Dyer..... | Associate Director..... | 231-8852 |
| April Goode..... | Associate Director..... | 231-8823 |
| Bryan "BJ" Johnston..... | Associate Director..... | 231-3387 |
| Dave Knachel..... | Photography Coordinator..... | 231-1838 |
| Marc Mullen | Assistant Director, Inside Hokie Sports | 231-1894 |
| Rachel Perreault..... | Assistant Director..... | 231-2228 |
| Jimmy Robertson..... | Editor, Inside Hokie Sports..... | 231-4134 |
| Damian Salas | Director, Internet Services/Webmaster..... | 231-8816 |
| Mary Francis Czarsty | Graphic Designer/Web Designer..... | 231-6756 |
| Stacey Wells..... | Graphic Designer/Web Designer..... | 231-6329 |
| Donna Smith..... | Administrative Assistant..... | 231-6726 |

BASEBALL.....231-3671

| | | |
|----------------------|---------------------------|----------|
| Pete Hughes..... | Head Coach | |
| Mike Kunigonis | Assistant Coach | 231-3098 |
| Pat Mason | Associate Head Coach..... | 231-9976 |

BASKETBALL (MEN'S)231-6725

| | | |
|-----------------------|---|----------|
| James Johnson..... | Head Coach | |
| Kurt Kanaskie..... | Assistant Coach | |
| Mark Byington..... | Assistant Coach | |
| Ramon Williams | Assistant Coach | |
| Andrew Moore | Director of Men's Basketball Operations | 231-4412 |
| Winston Curry | Video Coordinator | 231-9978 |
| Sharon Spradlin | Administrative Assistant..... | 231-6725 |

BASKETBALL (WOMEN'S)231-4998

| | | |
|--------------------------|---|----------|
| Dennis Wolff..... | Head Coach | |
| Chantelle Anderson | Assistant Coach | |
| Billi Godsey..... | Assistant Coach | |
| Tom Joyce | Assistant Coach | |
| Bill Old | Dir. of Women's Basketball Operations | 231-7629 |
| Dianne Santolla | Administrative Assistant..... | 231-4998 |

BUSINESS OFFICE

| | | |
|-----------------------|---|----------|
| Lisa Rudd..... | Associate A.D., Financial Affairs | 231-6553 |
| Michelle Collins..... | Business Manager | 231-6590 |
| Gary Steck..... | Assistant Business Manager..... | 231-2196 |
| Jeannie Lafon | Financial Services Specialist..... | 231-9200 |
| Darla Chudzik | Administrative Services Manager | 231-7116 |
| Stuart Cochran | Travel Coordinator | 231-6351 |

CENTERPLATE CONCESSIONS

| | | |
|------------------|--|----------|
| Doug Dodson..... | | 231-3279 |
|------------------|--|----------|

COMPLIANCE

| | | |
|------------------------------|-------------------------------------|----------|
| Tim Parker..... | Associate A.D. for Compliance | 231-2937 |
| Vacant..... | Assistant A.D. for Compliance | 231-2696 |
| Heather LaFon..... | Director of Compliance..... | 231-0644 |
| Vickie Sarfo-Kantanka..... | Assistant Director, Compliance..... | 231-8645 |
| Bridget Brugger-McSorley.... | Assistant Director, Compliance..... | 231-4776 |

EQUIPMENT.....231-9967

| | | |
|---------------------|----------------------------------|----------|
| Lester Karlin | Director of Equipment Services | |
| Eric Cross | Assistant Equipment Manager..... | 231-6203 |
| Shawn Fizer | Assistant Equipment Manager..... | 231-4696 |
| Reuben Moguel | Assistant Equipment Manager..... | 231-0995 |

FACILITIES, GAME OPERATIONS AND GROUNDS

| | | |
|-----------------------|---|----------|
| Eric Bremner..... | Landscape/Horticulture Manager | 231-2840 |
| Jerry Cheynet | Game Operations Coordinator | 231-6067 |
| Greig Denny..... | Director, Burrows-Burleson Tennis Center/ Field House..... | 231-5908 |
| Jessica Hartman..... | Assistant Manager, Burrows-Burleson Tennis Center..... | 231-5908 |
| Tyler Brewer | Fields Coordinator (Baseball)..... | 231-6067 |
| Andy McReynolds..... | Fields Coordinator | 231-6067 |
| Buford Meredith | Grounds Coordinator | 231-6067 |
| Pete Pool | Facilities Coordinator (Stadium)..... | 231-6067 |
| Emerson Pulliam..... | Fields Coordinator | 231-6067 |
| Kent Sheets | Facilities Manager | 231-2199 |

FACILITIES, GAME OPERATIONS AND GROUNDS (continued)

| | | |
|-----------------------|-------------------------------------|----------|
| James Torgersen..... | Facilities Manager | 231-7584 |
| Ronnie Turpin | Maintenance Supervisor | 231-6067 |
| Casey Underwood | Director of Outside Facilities..... | 231-6067 |
| Don Vaughn | Game Operations Assistant..... | 231-8284 |
| Cara Walters | Game Operations Manager..... | 231-9963 |

FOOTBALL

| | | |
|---|--|----------|
| Frank Beamer..... | Head Coach..... | 231-4132 |
| Coaching Staff..... | | 231-6368 |
| Shane Beamer, Cornell Brown, Bud Foster, Torrian Gray, Curt Newsome, Mike O'Cain, Kevin Sherman, Bryan Stinespring, Charley Wiles | | |
| Billy Hite..... | Assistant to Head Coach/Senior Advisor | |
| Jim Cavanaugh..... | Director of Recruiting and High School Relations | |
| John Ballein..... | Associate A.D. for Football Operations..... | 231-9988 |
| Bruce Garnes..... | Deputy Director of Football Operations..... | 231-9991 |
| Diana Clark..... | Executive Secretary to Head Coach..... | 231-4132 |
| Lisa Marie..... | Administrative Assistant..... | 231-6368 |
| Kristie Verniel..... | Administrative Assistant..... | 231-9991 |

GOLF (MEN'S)

| | | |
|-------------------|---------------------------|----------|
| Jay Hardwick..... | Head Coach..... | 231-6435 |
| Brian Sharp..... | Associate Head Coach..... | 231-6435 |

HOUSEKEEPING

| | | |
|--------------------|---|----------|
| Connie Amos..... | Cassell/Jamerson/Merryman..... | 231-2199 |
| Kelly Cahill..... | Stadium..... | 231-6067 |
| Kathy Carter..... | Cassell/Jamerson/Merryman..... | 231-2199 |
| Tree Dove..... | Supervisor (Cassell/Jamerson/Merryman)..... | 231-2199 |
| Sandra Duncan..... | Stadium..... | 231-6067 |
| Paul Farrier..... | Cassell/Jamerson/Merryman..... | 231-6067 |
| Chester Handy..... | Cassell/Jamerson/Merryman..... | 231-2199 |
| Clara Kinzie..... | Stadium..... | 231-6067 |
| Eddie Mataj..... | Stadium..... | 231-6067 |
| Delores Rose..... | Cassell/Jamerson/Merryman..... | 231-2199 |
| Pandoria Ross..... | Cassell/Jamerson/Merryman..... | 231-2199 |
| Susan Slade..... | Cassell/Jamerson/Merryman..... | 231-2199 |

INFORMATION SYSTEMS

| | | |
|------------------|--------------------------------------|----------|
| Tommy Regan..... | Director of Information Systems..... | 231-7539 |
| Chris Mayer..... | Computer Technician..... | 231-9361 |

IMG COLLEGE.....961-7604

| | | |
|------------------------|--|----------|
| Steve Barry..... | General Manager | |
| Jeff Schumate..... | Associate General Manager | |
| Jon Zeitz..... | Senior Account Executive | |
| Kyle Winchester..... | Account Executive | |
| Ashleigh Waddle..... | Marketing Assistant | |
| Bill Roth..... | Director of Broadcast Operations | |
| Andrew Allegretta..... | Assistant Director of Broadcasting | |
| Mike Burnop..... | Broadcast Commentator/ New River Office Supply..... | 552-6611 |

LACROSSE (WOMEN'S)

| | | |
|--------------------|----------------------|----------|
| Megan Burkner..... | Head Coach..... | 231-8285 |
| Lindsay Lewis..... | Assistant Coach..... | 231-9454 |
| Sarah Jonson..... | Assistant Coach..... | 231-2776 |

MARKETING & PROMOTIONS

| | | |
|-------------------|--|----------|
| Jeremy Wells..... | Assistant A.D. for Marketing & Promotions..... | 231-2515 |
| Jimmy Skiles..... | Director of Marketing & Promotions..... | 231-3236 |
| Grant Duncan..... | Assistant Director..... | 231-2038 |
| Anna Grandle..... | Assistant..... | 231-8783 |

MONOGRAM CLUB

| | | |
|---------------------|---------------|----------|
| Russ Whitenack..... | Director..... | 231-9156 |
|---------------------|---------------|----------|

SOCCER (MEN'S).....231-7143

| | | |
|-----------------------|-----------------|--|
| Mike Brizendine..... | Head Coach | |
| Patrick McSorley..... | Assistant Coach | |
| Jeff Kinney..... | Assistant Coach | |

SOCCER (WOMEN'S)

| | | |
|--------------------|----------------------|----------|
| Chugger Adair..... | Head Coach..... | 231-6660 |
| Erin Lycan..... | Assistant Coach..... | 231-6859 |
| Andrew Kopp..... | Assistant Coach..... | 231-6660 |

SOFTBALL

| | | |
|-----------------------|---------------------------|----------|
| Scot Thomas..... | Head Coach..... | 231-2720 |
| Al Brauns..... | Associate Head Coach..... | 231-1804 |
| Barbara Sherwood..... | Assistant Coach..... | 231-3063 |

SPIRIT (CHEER, DANCE, HOKIEBIRD MASCOT)

| | | |
|-------------------|----------------------------|----------|
| Rickey Hill..... | Spirit Coach..... | 231-5744 |
| Grant Duncan..... | HokieBird Information..... | 231-2038 |

SPORTS MEDICINE/ATHLETIC TRAINING.....231-7741

| | | |
|-------------------|---|----------|
| Mike Goforth..... | Associate A.D. for Sports Medicine..... | 231-7742 |
| Katie Baer..... | Athletic Trainer..... | 231-2711 |

| | | |
|-----------------------------|-----------------------|----------|
| Sean Collins..... | Athletic Trainer..... | 231-6410 |
| Keith Doolan..... | Athletic Trainer..... | 231-2187 |
| Dave Dietter..... | Athletic Trainer..... | 231-7269 |
| Jimmy Lawrence..... | Athletic Trainer..... | 231-5690 |
| Amy Kunogonis..... | Athletic Trainer..... | 231-9691 |
| Freddy Purnell..... | Athletic Trainer..... | 231-2284 |
| Greg Beato, D.O..... | Physician..... | 231-9983 |
| Gunnar Brolinson, D.O..... | Physician..... | 231-5983 |
| Mark Rogers, D.O., M.A..... | Physician..... | 231-4000 |
| Greg Tilley, D.C..... | Chiropractor..... | 951-1183 |

STUDENT SERVICES

| | | |
|--------------------------|--|----------|
| Reyna Gilbert-Lowry..... | Assistant A.D. for Student Life..... | 231-3956 |
| Danny White..... | Director of Student-Athlete Affairs..... | 231-1252 |

STUDENT-ATHLETE ACADEMIC SUPPORT SERVICES

| | | |
|-------------------------|---|----------|
| Jermaine Holmes..... | Director of Student Athlete Academic Support Services..... | 231-6165 |
| Katie Ammons Cross..... | Associate Director..... | 231-2245 |
| Sarah Armstrong..... | Associate Director..... | 231-9094 |
| Greg Beatty..... | Assistant Director..... | 231-1415 |
| Mike Swanhart..... | Assistant Director..... | 231-0481 |
| Antone Belt..... | Assistant Director..... | 231-2243 |
| Cory Byrd..... | Assistant Director..... | 231-1931 |
| Terrie Repass..... | Administrative Assistant..... | 231-6165 |
| Beth Noteware..... | Learning Specialist..... | 231-0476 |
| Emily Clinkhammer..... | Learning Specialist..... | 231-1934 |
| Vacant..... | Academic/Tutor Coordinator..... | 231-9986 |
| Justin King..... | Intern | |

SWIMMING & DIVING (MEN'S & WOMEN'S)

| | | |
|----------------------|---|----------|
| Ned Skinner..... | Director of Men's and Women's Swimming and Diving Program..... | 231-5086 |
| Ron Piemonte..... | Head Men's and Women's Diving Coach..... | 231-3301 |
| Sarah Stockwell..... | Assistant Coach..... | 231-4768 |
| Reed Robelot..... | Assistant Coach | |
| Aaron Bell..... | Assistant Coach | |

TENNIS (MEN'S)

| | | |
|-------------------|----------------------|----------|
| Jim Thompson..... | Head Coach..... | 231-4589 |
| Stephen Huss..... | Assistant Coach..... | 231-4845 |

TENNIS (WOMEN'S)

| | | |
|------------------------------|----------------------|----------|
| Terry Ann Zawacki-Woods..... | Head Coach..... | 231-9971 |
| Fred Gomez..... | Assistant Coach..... | 231-6504 |

TICKET OFFICE.....231-6731

| | | |
|----------------------|---------------------------------------|--|
| Sandy Smith..... | Assistant A.D. for Ticketing Services | |
| Stephen Medley..... | Associate Ticket Manager | |
| Nancy Rodriguez..... | Assistant Ticket Manager | |
| Corey Pelot..... | Assistant Ticket Manager | |
| Darik Anderson..... | Assistant Ticket Manager | |
| Monna Booth..... | Ticket Office Assistant | |
| Bev Thomas..... | Ticket Office Assistant | |

TRACK & FIELD AND CROSS COUNTRY (MEN'S & WOMEN'S)

| | | |
|---------------------|---|----------|
| Dave Cianelli..... | Director of Track & Field and Cross Country..... | 231-3094 |
| Greg Jack..... | Associate Head Coach, Men's Track & Field..... | 231-2154 |
| Charles Foster..... | Assistant Coach, Track & Field..... | 231-9977 |
| Ben Thomas..... | Cross Country and Distance Coach..... | 231-9978 |
| Stacey Vidt..... | Technical Director..... | 231-6929 |

VIDEOGRAPHY

| | | |
|----------------------|---|----------|
| Kevin Hicks..... | Director of Broadcasting and Visual Media..... | 231-9804 |
| Tom Booth..... | Director of Video..... | 231-9990 |
| Jed Castro..... | Producer..... | 231-9990 |
| Brian Walls..... | Producer..... | 231-9990 |
| Megan Caligiuri..... | Graphic Artist..... | 231-9990 |
| Scotty Fitch..... | Web Content Editor..... | 231-9990 |

VOLLEYBALL (WOMEN'S)

| | | |
|-------------------------|----------------------|----------|
| Chris Riley..... | Head Coach..... | 231-9972 |
| Shelbylynn McBride..... | Assistant Coach..... | 231-1927 |
| Jen Malcom..... | Assistant Coach | |

WRESTLING

| | | |
|--------------------|---------------------------|----------|
| Kevin Dresser..... | Head Coach..... | 231-1135 |
| Tony Robie..... | Associate Head Coach..... | 231-3185 |
| David Hoffman..... | Assistant Head Coach..... | 231-1119 |

ACADEMIC SUPPORT

STUDENT-ATHLETE ACADEMIC SUPPORT SERVICES

Student-Athlete Academic Support Services (SAASS) is committed to providing a comprehensive academic and personal development program with counseling and advising for student-athletes. The office provides the tools needed for success in the classroom consistent with university and NCAA policies.

Student-athletes have access to the department's spacious facilities, located in the West Side of Lane Stadium. Opened during the 2006-07 academic year, the SAASS suite, located in the Quillen Family Academic Center, features 18 private tutor rooms, a state-of-the-art classroom, a 36-station computer lab with printer access, a conference room, three quiet areas for reading and studying and a reference library. The office is available between classes, after practice and in the evenings. Hours of operation are flexible and may be tailored to maximize the student-athlete's limited time. The collection of SAASS programs housed in Lane Stadium guarantees that all student-athletes achieve success during their time at Virginia Tech.

ACADEMIC SERVICES

ATHLETIC TRANSITIONS

Freshman student-athletes – An optional course designed to ease the transition from high school to college.

ORIENTATION

Freshman and transfer student-athletes – SAASS schedules team and individual sessions to acclimate new students to Virginia Tech.

TUTORING

All student-athletes – Individual and group tutoring appointments are available on-site.

ACADEMIC PROGRESS

Freshman and transfer student-athletes – Professors send academic progress reports to his/her athletic advisors twice a semester.

SAASS COMPUTER LAB

All student-athletes – The lab features computer and printer access conveniently located in Lane Stadium.

ACADEMIC RECOGNITION

Qualified student-athletes – SAASS recognizes each student-athlete with a GPA of 3.0 and above at the end of each semester on the Athletic Director's Honor Roll.

STUDY HALL

Freshman student-athletes and upperclassmen with a GPA below the team requirement – Study Hall is mandatory for all freshmen, transfers and currently enrolled students with an overall GPA below 2.30.

ADVISING/COUNSELING

All student-athletes – SAASS works closely with each student's academic advisor within the college of their major.

ACADEMIC AND ATHLETIC ELIGIBILITY

All student-athletes – The department monitors each student-athlete's academic record to ensure that they are making progress toward their degree.

Jermaine Holmes

DIRECTOR OF STUDENT-ATHLETE ACADEMIC SUPPORT SERVICES

Responsibilities: As director, Holmes provides leadership for SAASS and, along with his staff, oversees the development and execution of programs aimed to help Hokie student-athletes balance their academic and athletic demands and achieve success in both areas.

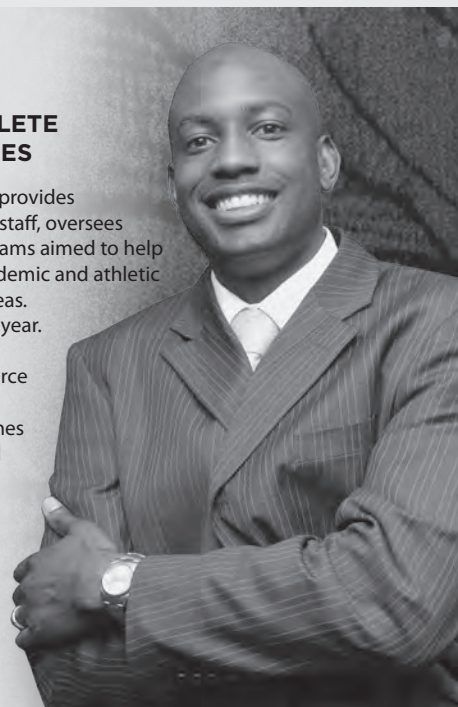
Joined VT Staff: January 2009; fourth year.

Education: B.S. Virginia Tech, 1996 (business); M.S. Virginia Tech, 1998 (resource management).

Of Note: A former Hokie himself, Holmes was a member of the Tech football squad from 1991-1996.

Before Virginia Tech: Holmes served as director of student life at Virginia Tech before taking an athletic academic counselor position at Cal State Fullerton. He then returned to Tech in 2009 after serving as assistant director of Student-Athlete Support Services at The Ohio State University. He started with the Buckeyes in 2004 as an athletic academic counselor and was promoted to assistant director of a support unit that served nearly 1,000 student-athletes. Holmes managed that department's day-to-day activities, office operations, facilities and staff, in addition to overseeing the academic support programs for all student-athletes and serving as the academic counselor for Ohio State's football and track programs.

Family: Holmes and his wife LaTanya reside in Blacksburg with their son Aiden and daughter Ava.



SAASS STAFF



Sarah Armstrong
Associate Director



Cory Byrd
Assistant Director



Katie Cross
Associate Director



Mike Swanhart
Assistant Director



Greg Beatty
Assistant Director (football)



Beth Noteware
Learning Specialist



Antone Belt
Assistant Director



Terrie Repass
Administrative Assistant

Justin King, Intern

For more information, visit the website: saass.vt.edu

At Virginia Tech, student-athletes don't just play sports. With help from the Athletics Office of Student Life, Hokie student-athletes work outside the athletic venue to develop into responsible adults who are assets to their communities.

Led by the Virginia Tech Student-Athlete Advisory Committee, Hokie student-athletes volunteered countless hours in the local community last year. In addition, over 400 Virginia Tech student-athletes earned a 3.00 grade-point average during one or both semesters, while achieving great success within athletics as well.

Inspired by the NCAA Student-Athlete Affairs commitment areas, the Athletics Office of Student Life creates programs designed to enhance student-athletes in five areas: athletic excellence, academic excellence, personal and leadership development, and community outreach and career development. The program has been previously honored for its commitment to serving the good of the student-athletes by the Division I-A Athletic Director's Association as a program of excellence.

STUDENT-ATHLETE ADVISORY COMMITTEE

The Student-Athlete Advisory Committee (SAAC) is a committee made up of student-athletes assembled to provide insight on the student-athlete experience. It also offers input on the rules, regulations and policies that affect student-athletes' lives on NCAA member institution campuses. Two members of each sports team serve on SAAC each academic year.

PERSONAL DEVELOPMENT

The Office of Student Life aims to help student-athletes lead balanced lifestyles, encouraging emotional well-being, personal growth and decision-making skills. Each team is required to attend two personal development programs during the year to educate student-athletes.

CAREER DEVELOPMENT

Virginia Tech student-athletes go through their collegiate athletic experiences with the understanding that they will need to secure a job upon graduation. The Office of Student Life works to enhance student-athlete career development by collaborating with the Virginia

Tech Career Services Office. Student-athletes also receive assistance in learning about majors and minors, preparing for career fairs, and obtaining postgraduate scholarships and internships.

ACADEMIC EXCELLENCE

The Office of Student Life is also responsible for nominating student-athletes for academic honors and awards. Athletes are nominated for on-campus, Atlantic Coast Conference and national awards. Student-athletes with a 3.0 GPA are rewarded and honored on the Athletic Director's Honor Roll. In 2011-12, 401 student-athletes were named to this prestigious list, 39 more than the 362 who were honored during 2010-11.

COMMUNITY OUTREACH

Virginia Tech student-athletes are now involved more than ever in the local community. In conjunction with the mission of the Office of Student Life and the *Ut Prosim* motto, student-athletes are encouraged to volunteer throughout their college experience. Each team partners with a local community organization and volunteers time at community-wide events. Along with large volunteer efforts, student-athletes engage in community support with visits to local hospitals and elementary and middle schools. Community organizations can also request Tech student-athletes to attend local outreach events. Involvement in this program helps maintain and improve the positive relationship between student-athletes and the surrounding community.



Reyna Gilbert-Lowry
ASSISTANT ATHLETICS DIRECTOR
FOR STUDENT LIFE

Responsibilities: As assistant athletics director for student life, Gilbert-Lowry develops programs geared to enhance student-athletes' personal development, career awareness and community service endeavors. This includes coordinating each team's philanthropic projects, working with the Student-Athlete Advisory Committee and nominating student-athletes for academic awards. She also helps plan the annual Athletics Director Honors Breakfast and the All Sports Banquet.

Joined VT Staff: 2008; fifth year.

Prior to Virginia Tech: Before joining the Hokies, Gilbert-Lowry served as the compliance coordinator and CHAMPS/Life Skills coordinator at Nova Southeastern University in Ft. Lauderdale, Fla. In 2005, she was also the coordinator of athletic academic services. Prior to NSU, Gilbert-Lowry served as an academic advisor at the University of Central Florida.

Education: Northern Illinois University, 2001 (psychology), where she lettered four years on the women's gymnastics team and was named MVP her senior year; Ball State University, 2004, earning a master's in sport and exercise psychology, and a minor in counseling.

Personal: A native of Orlando, Fla., Gilbert-Lowry currently lives in Christiansburg with her husband Spencer and their infant daughter, Brooklyn.

SAASS STAFF



Danny White
Director of Student-Athlete
Affairs



Becca Heterick Scott
Assistant Director, Career
Services/Career Coordinator for
Student Athletes

hokiesports.com/studentlife

ATHLETIC PERFORMANCE

HELPING STUDENT-ATHLETES GET BIGGER, FASTER, STRONGER

Having a top-flight strength and conditioning program is one of the most important aspects of a successful college basketball program. Long before players ever step on a court in competition, the truly successful ones have dedicated themselves to the long hours of preparation it takes to be the best. The Virginia Tech strength and conditioning program is perfectly suited to develop successful student-athletes. And with the increased space in the Hahn Hurst Basketball Practice Center, this has proven even more so for the Hokies in the past two years.

Under the direction of assistant athletics director for athletic performance Mike Gentry, the Virginia Tech strength and conditioning program is among the best in the nation, helping to make the women's basketball program one of the best as well. Brandon Dillard is the strength and conditioning coach for the women's team under the supervision of the director for basketball programs, David Jackson. The results of hard work by the staff and the student-athletes have paid huge dividends as the Hokies have continually shown improvement in this area.



Brandon Dillard



The Hahn Hurst strength facility

The women's basketball team trains in the 4,000-square foot strength and conditioning center in the Hahn Hurst Basketball Practice Center. This dedicated weight room facility features free-weight equipment, a full line of Hammer Strength equipment, and four platforms. With this facility, Hokie basketball players do not need to split time between

different weight rooms; everything needed to build a winner is under one roof.

Tech also has the use of a 10-by-40-yard sand pit located outdoors and adjacent to the weight room in the Merryman Center. This pit is used for resistive running drills to improve speed. The Hokies also have the practice fields for use in running drills.

Dr. Mike Gentry

ASSOCIATE ATHLETICS DIRECTOR FOR ATHLETIC PERFORMANCE

Responsibilities: As associate athletics director for athletic performance, Gentry's duties include overseeing the strength and conditioning training of athletes in all 21 varsity sports at Virginia Tech, and he is directly involved in training the football team. Gentry also supervises the sports nutrition and sport psychology programs.

Joined VT Staff: 1987; 26th season.

Record at Virginia Tech: Gentry was inducted into the USA Strength and Conditioning Coaches Hall of Fame in 2010. He was named the second-annual Samson Strength & Conditioning Coach of the Year in the March 2005 issue of American Football Monthly.

In May 2003, Gentry was honored by the Collegiate Strength and Conditioning Coaches when he was named a Master Strength and Conditioning Coach. Gentry is currently one of only 36 coaches in the country to have received the CSCC's highest award. In 1995 and 1996, Gentry was recognized by the National Strength and Conditioning Association as a finalist for the National Strength and Conditioning Professional of the Year.

Prior to Virginia Tech: Gentry worked as an assistant strength coach at UNC and as the head strength and conditioning coach at East Carolina University prior to coming to Virginia Tech in February 1987.

Education: Western Carolina, 1979 (physical education); UNC Chapel Hill, 1981 (master's degree); Virginia Tech, 1999 (doctorate; curriculum and instruction with emphasis in motor behavior).

Family: Gentry has a son, Roy Christopher (Bo), 22, a member of the Hokie football team from 2008-2011. Gentry is married to the former Wendy Ann Williams.

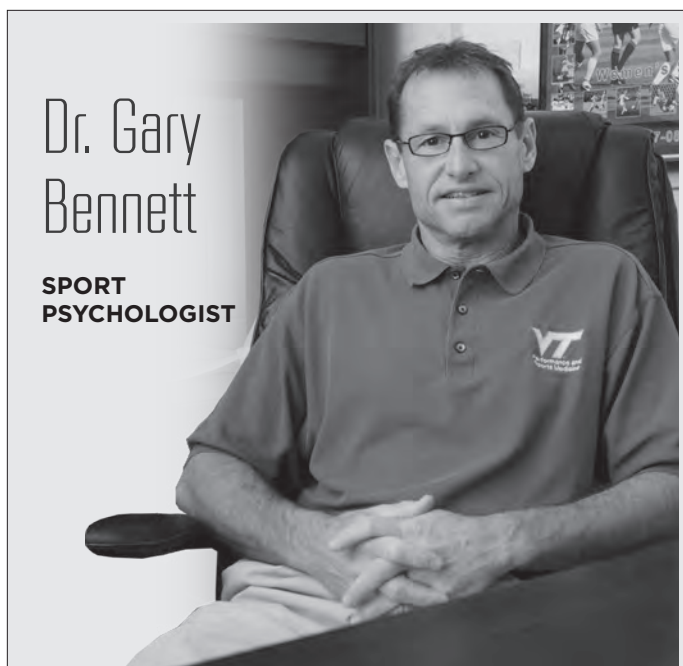


SPORT PSYCHOLOGY

Virginia Tech offers another important service to all of its student-athletes – sport psychology. Dr. Gary Bennett coordinates the sport psychology department, which offers psychological and performance enhancement services for student-athletes. Bennett works to serve the needs of Tech student-athletes. He is also affiliated with the Cook Counseling Center on campus.

The sport psychology department offers an injury group to afford injured athletes the opportunity to meet with a sport psychologist and other injured athletes and talk about the recovery process. On average, Bennett conducts over 50 individual sessions per week and meets weekly with teams as the need arises.

The response to the sport psychology program has been positive. The student-athletes are very receptive to the services offered by the doctors. The sport psychology office reaches out to student-athletes who may not have considered going to the counseling service that is offered to all students at Virginia Tech.



Responsibilities: Bennett meets with student-athletes on an individual basis for personal counseling and to discuss the mental aspects of the game. He also works on team building, communication and performance enhancement. Bennett has taught and supervised pre-doctoral level interns.

Joined VT Athletics Staff: 2000 (full time since 2007); 13th year.

Record at Virginia Tech: Bennett began working at Virginia Tech in 1995 at the Cook Counseling Center. Now, as the sport psychologist, he also serves on the committees for nutrition, performance and substance abuse; and the planning committee for the “Summit for Student-Athlete Success” events. He also works with various teams in the area of performance enhancement.

Education: Centre (Ky.) College, 1981, B.A. English, where he played baseball; University of Kentucky, 1988, master’s in rehabilitation counseling; UK, 1995, Ph.D. in counseling psychology.

Of Note: Bennett is licensed as a clinical psychologist and has additional training in sport psychology. He is certified as a sport psychology consultant by the Association of Applied Sport Psychology and is a member of Division 47 (exercise and sport psychology) of the American Psychology Association.

Personal: Bennett lives in Blacksburg and enjoys playing golf and basketball, as well as hiking and skiing, in his spare time.

SPORTS NUTRITION

Eating healthy and choosing nutritious diets are important aspects of a Virginia Tech student-athlete’s life, and that’s why the athletics department implemented the sports nutrition program in July of 2002. Jennie Schafer is the department’s director of sports nutrition.

The sports nutrition program offers a wide variety of services that aim to enhance the performance of each student-athlete. Services include individual assessments, team talks, body composition analysis using the Bod Pod, grocery store tours, supplement management and education, disordered eating counseling, travel meal arrangements, and football training table menu planning and management. Schafer works closely with coaches, team physicians, athletic trainers, strength coaches and the sport psychologist to address any performance concerns. She directs the nutrition and performance committee that meets monthly to discuss student-athletes of concern.

The sports nutrition staff manages two facilities, the Nutrition Oasis and Fueling Station, that provide athletes fuel in between workouts, classes and meals. Each facility has chocolate milk, lactose-free recovery beverages, Gatorade, fresh fruit, bagels, and nuts along with nutrition handouts and bulletin boards. Gatorade bars and multivitamins are also available in the sports nutrition office.



Responsibilities: Schafer is responsible for all nutrition and performance related concerns for varsity student-athletes including individual counseling, team talks, body composition analysis using the Bod Pod, recovery nutrition plans, grocery store tours, training table menu planning, travel meal arrangements, managing the Nutrition Oasis and Fueling Station, and supplement education.

Joined VT Staff: 2011; 2nd year.

At Virginia Tech: Schafer worked as the sports nutrition graduate assistant under former director Amy Freel, before being hired as director. Directs the nutrition and performance committee.

Education: Roanoke College, 2005 (B.A., in sociology) while competing in basketball for four years; Virginia Tech, 2009 (B.S., in human nutrition, foods and exercise: dietetics option); Virginia Tech, 2010 (dietetic internship); Virginia Tech, 2012 (master of arts in education).

Of Note: Schafer is in her second year as director. She is a member of the Collegiate and Professional Sports Dietitians Association (CPSDA).

Family: A native of Centreville, Va., Schafer currently lives in Christiansburg.

SPORTS MEDICINE

PROVIDING THE HOKIES WITH EXPERIENCED, PROFESSIONAL CARE

The Sports Medicine Department at Virginia Tech is constantly evolving to incorporate new ideas utilizing state-of-the-art resources for the betterment of all Hokie student-athletes. Under the leadership of Associate Athletics Director for Sports Medicine Mike Goforth, the department is constantly improving and developing new strategies to provide the most current and comprehensive care.

Their team of certified athletic trainers, orthopaedic surgeons, Board Certified primary care physicians, chiropractors, physical therapists, sport psychologists, nutritionists, massage therapists and orthotists are available on site to manage the health care needs of Tech athletes. The staff continually looks for ways to enhance the services provided for their athletes as evidenced by its participation in local and national projects pertaining to related topics such as concussion management, prevention of antibiotic resistant types of staph infection (MRSA), high ankle sprains and collegiate health care management strategies. Research is considered instrumental to the sports medicine department. The department has participated in several projects with the engineering department and school of education, respectively.

Tech is entering its ninth full year in the 4,300-square-foot Eddie Ferrell Memorial Training Room, which consolidated the training rooms that existed in the Merryman Center and Cassell Coliseum. The facility gives the training staff a centralized area to care for the needs of all Virginia Tech student-athletes. There is top-

of-the-line equipment and a unique style of architecture, developed by Glenn Reynolds, AIA and Larry Perry as the consulting engineer. In 2010, Reynolds again helped Tech spearhead another 3,000-square-foot expansion of the training room that will be completed by 2013.

The Ferrell Training Room nearly doubled the size of the former Merryman Center facility. Tech now has more than 10,000 square feet dedicated to sports medicine, placing it in the top five percent nationally. The \$10 million Merryman Center includes 2,400 square feet of medical space and a physician's suite. The suite is equipped with a new state-of-the-art X-ray system, a fluoroscopy unit and a minor procedure room. The training room also has offices for the staff, dozens of training tables, two cold tubs, whirlpools, an underwater treadmill, a Biodex System 3 and various other pieces of rehabilitation equipment and treatment modalities.

In addition, a training room has been constructed in Rector Field House to serve the football team when it practices indoors, and the Gordon Family Mobile Sports Medicine Unit is a portable training room that can be transported to various venues.

Athletes have many options to help prevent or protect them from injuries. The sports medicine staff takes great pride in treating athletes year-round. Special attention is paid to offseason activity. The staff will analyze past injury data from each participant and construct a preventative program that is followed over a nine-week period between the end of the

season and the beginning of spring practice. This same procedure is followed during the summer.

A vital part of student-athlete medical services is access to the LewisGale Hospital at Montgomery's SWVA Center for Orthopaedics and various specialty services offered through HCA Southwest Virginia and its affiliated hospitals.

"We are privileged to have access to the finest physicians and services that HCA has at its disposal," Goforth said. "It is comforting knowing that our local hospital has the best care available in this region of the country for our student-athletes."

If physical therapy is needed, student-athletes can be seen in the Ferrell Training Room by physical therapists Chris Rogers and Erin Gibson, both of whom play a large role in the overall program developed to return an injured athlete to 100 percent. Team chiropractor, Dr. Greg Tilley, provides Tech athletes with specialized treatment for spine-related conditions and plays a huge role in performance enhancement through various chiropractic techniques.

"As certified athletic trainers, for us to have

the resources of folks like Erin Gibson, Chris Rogers, Greg Tilley and Gary Bennett is a tremendous asset," Goforth said. "The knowledge and skills that they bring is invaluable."

Team orthopaedic surgeons Dr. Marc Siegel and Dr. James Farmer bring a wealth of experience and skill to assist when athletes need orthopaedic consultation for certain types of sports-related injuries. Both surgeons bring a unique skill set and have an excellent bedside manner that ensures that athletes and parents alike are comfortable and confident whenever surgery may be indicated.

Over the past 13 years, Tech has developed the reputation for producing top-level certified athletic trainers. Graduates are now employed in positions across the country at various levels of the profession.



Amy Doolan, D.O.
Team Physician



Amy Kunigonis
Athletic Trainer



MIKE GOFORTH ASSOCIATE A.D. FOR SPORTS MEDICINE

Responsibilities: As associate athletics director for sports medicine, Goforth oversees healthcare needs of all student-athletes and organizes all trainers and doctors while supervising all other services Tech offers.

Joined VT Staff: 1998; 14th year.

Prior to Virginia Tech: Goforth came to Tech from the Hamilton Medical Center/Bradley Wellness Center in Dalton, Ga., where he was the director of wellness and sports medicine. He has an extensive background in sports medicine, working at East Tennessee State University, William Fleming High School, Tusculum College, Greene County Sports Medicine/Industrial Cooperative and Pioneer Sports Medicine/Physical Therapy Clinic. He also has numerous opportunities to consult on program development throughout the country.

Education: East Tennessee State University, 1991, physical education; Virginia Tech, 1995, master's in sport management.

Family: Goforth and his wife, Tracy, a teacher at Blacksburg Middle School, have two sons – Ethan, 15, and Luke, 11.

VIRGINIA TECH ALUMNAE

Virginia Tech is a public institution with a world-renowned reputation in high-technology fields, such as engineering, architecture and the sciences. The university teaches more than 28,000 students, including 1,500 international students representing 110 countries. Virginia Tech offers more than 70 undergraduate and nearly 150 master's and doctoral degree programs taught by nationally and internationally recognized scholars.

Many Virginia Tech women's basketball players have gone on to have successful careers with both large and small companies. The following are just a few examples of the success obtained by Virginia Tech women's basketball alumni. These former players demonstrate on a daily basis the results of Tech's commitment to excellence for all student-athletes.

| Former Player | Class | Former Player | Class |
|--|--------------|--|--------------|
| Britney Anderson | 2007 | Terri Garland | 1996 |
| Recruiter for M.C. Dean & AAU Girls Basketball Coach | | Fire Fighter, Charlotte, N.C. | |
| Jackie Ansley | 1985 | Erin Gibson | 2005 |
| Owner and CEO Sports Performance Specialist | | Director of Physical Therapy - University PT and VT Athletic Dept. | |
| Cathy Hall Arocho | 1979 | Brittany Gordon | |
| VP of Finance, IT consulting firm | | 9-10th grade English Teacher, | |
| Stephanie Green Ballein | 1989 | Head women's basketball coach - Montrose Christian School | |
| Director of Student-Athlete Support Services/SWA, Radford University | | Angie Gray | |
| Reneé Maitland Banks | 1998 | Brand Manager, Scotts Miracle-Gro Company | |
| Process Engineer, GGB Manufacturing Company | | Lisa Griffith | 1993 |
| Thea Bertola | 1977 | Elementary School Physical Education Instructor | |
| Guidance Counselor, Monticello (Va.) HS/Co-owner, | | Lisa Guarneri Grubb | 2002 |
| Blue Ridge Property Management | | Co-owner Calvary Consulting | |
| Lindsey Biggs | 2010 | Amber Hall | 2009 |
| Sport Leadership Graduate Student and Athletic Department G.A. at VCU | | University of Florida Law Student | |
| Michelle Bain Brink | 1988 | Cathy Hall Raines | |
| Nike Footwear Sales Manager, Europe | | Executive Director Finance at Laureate Education Inc. | |
| Anita Brockette | 1976 | Lisa Haney | 1988 |
| Varsity Basketball Coach, Crozet, Va. | | Math Instructor, Monticello High School | |
| Stacy Brown Rosser | 1997 | Kathy Hanover | 1983 |
| Social Worker in Children's Developmental Services Agency | | Elementary School Physical Education Instructor | |
| Dawn Chriss | 2006 | Laura Haskins | 2009 |
| Quality Improvement Specialist, Foundations for Home and Community, | | University of Virginia Law Student | |
| Assistant JV & Varsity Basketball Coach at Academy of Holy Cross | | Sarah Hicks | 2002 |
| Brittany Cook | 2009 | Strategic Sales Manager, Cars.com | |
| Fourth year medical student, Edward Via Virginia College of Osteopathic Medicine | | Michelle Hollister Houseright | 1999 |
| Kirby Copeland | 2007 | Senior Sales Specialist - Cardiovascular Business, Eli Lilly and Co. Pharmaceuticals | |
| Professional basketball player, France | | Roshana Jackson | 2006 |
| Betty Glover Cornwell* | 1974 | UPS employee | |
| Shipping & Receiving Supervisor, James Madison Bookstore | | Shavena Jamieron | 1991 |
| Maureen Corrigan Murphy | | Military Warrant Officer/Real Estate broker | |
| Senior Director Talent Acquisition - Sallie Mae, Inc. | | Nicole Jones | 2002 |
| Allison Craig | 1992 | Director of Marketing, KETTLER, Inc. | |
| Adjunct English Professor, SUNY-Albany | | Chris Johnson | 1997 |
| Nare Diawara | 2007 | Director of Marketing and Technology, Pegasus Assoc. Lighting | |
| Professional basketball player, France | | Pamela Johnson | 1985 |
| Kelly Drinka | 1999 | Department Manager, Lowe's | |
| FedEx Courier | | Cyndi Justice | 1991 |
| Utahya Drye | 2010 | Assistant Basketball & Volleyball Coach, Bridgewater College | |
| Professional basketball player in Romania | | Dana Walvius Karr | 1990 |
| Angela Donnell | 1995 | Parish nurse and home school mom | |
| Mental Health Social Worker | | Angie Kelly | 1986 |
| Maureen Donovan | 1987 | Teacher/Coach, Washington-Lee High School | |
| Global Marketing Manager, Southco, Inc. | | Sharon Kelly | 1974 |
| Amy Wetzel Doolan | 2001 | Retired FBI Special Agent | |
| Licensed Family Medicine Physician | | Ieva Kublina | 2004 |
| Rayna DuBose | 2007 | Professional basketball player, Russia | |
| Motivational Speaker | | Pauline Landes | 1981 |
| Kathy Duncan | 1980 | Director of Child Care, Douglas County (Colo.) School District | |
| Fine Arts Supervisor, Montgomery County Schools | | Peggy Hall Lee* | 1973 |
| Julie Easter | 1981 | Retired, school nutrition director, | |
| Part-time sales | | Currently works as business development director, Dairy Management Inc. | |
| Angie Gray | 1995 | Robin Lee | 1985 |
| Brand Manager, Scotts Miracle-Gro Company | | Branch Chief/Manager Mental Health Services - Hawaii State Youth | |
| Amy Byrne Feathers | 1990 | Correctional Facility | |
| Freelance Architect | | Lisa Leftwich | 1995 |
| Mary Beth Bergmann Fischer | 1991 | Residential Property Management | |
| Homemaker | | A.J. Lemaitre | 2009 |
| Megan Finnerty | 2007 | Master's candidate in business administration, Virginia Tech | |
| Sales representative, Coca-Cola | | Missy Lemons | 2000 |
| Helena Flannagan | 1979 | Doctor of physical therapy at a private practice | |
| Maintenance manager/scheduler, Consumers Energy | | Emily Lipton Kendall | 2003 |
| Judy Fowler | 1994 | Enrolled EMBA Program at Virginia Tech (Northern Va.) | |
| Physical Education Specialist, Colfax (NC) Elementary | | Sue Logsdon | 1994 |
| Jeni Garber | 1991 | Compliance Coordinator for the Institutional Review Board, | |
| Head Coach, Quincy University | | University of Nebraska Medical Center | |
| Kerri Gardin | 2006 | Carrie Mason Melat | 2006 |
| Professional basketball player, Spain - WNBA Conn. Sun | | Accountant, Joy Global | |

Continued

TECH ALUMNAE

CONTINUED

| Former Player | Class |
|---|-------|
| Candy Michel | 1990 |
| Business Systems Analyst, Bull Moose Tube Co./Third year law student, St. Louis | |
| Jamie Osborne Little | 1988 |
| Homemaker | |
| Suzanne Mott | 1988 |
| Special Education Teacher, Queensbury (N.Y.) High School | |
| Katie O'Connor | 1999 |
| Assistant Basketball Coach, University of Virginia | |
| Sandy Collins Odend'hal | 1982 |
| Homemaker | |
| Noreen Brennan Pecsok | 1985 |
| Division III Basketball Coach, Middlebury College | |
| Jenny Root Price | 1995 |
| Homemaker | |
| Julie Walch Pruitt | 1995 |
| Nurtur Program Coordinator, Duke University School of Medicine | |
| Fran Recchia | 2005 |
| Assistant Women's basketball coach, Tusculum College | |
| Melanie Retzke* | 1973 |
| Senior Business Systems Analyst, PPD | |
| Kim Seaver Robbins | 2000 |
| Fourth grade teacher | |
| Karen Robertson* | 1973 |
| Application Analyst, Carilion Clinic | |
| Eileen Roche | 1982 |
| Assistant Athletic Director of Operations, Stanford women's basketball | |

| Former Player | Class |
|---|-------|
| Louisa Sam* | 1974 |
| Retired | |
| Joely Scott | 1992 |
| Graphic and Web Design | |
| Cindy Smith Rental | |
| Property Manager, Charlottesville, Va. | |
| Taiqua Brittingham Stewart | 1985 |
| Financial Analyst | |
| Suzy Stone | 1986 |
| Realtor | |
| Kim Albany Sutlive | 1982 |
| Part-time K-8 PE instructor | |
| Kristin Burke Thompson | 1995 |
| Naval officer - Fighter pilot | |
| Lynette Nolley Vest | 1998 |
| Homemaker | |
| Christi Osborne Vest | 1995 |
| Homemaker | |
| Joyce Waddy | 1987 |
| Senior Corrections Officer, Va. Department of Corrections | |
| Valerie (Mimi) Walters | 1980 |
| Teacher and Coach, Bryn Mawr School | |
| Linda Walther Cashion | |
| Freelance Accountant | |
| Lisa Witherspoon | 1999 |
| Asst. professor, Univ. of South Florida/Dir. of USF Active Gaming Research Laboratories | |

* Member of the original club team that paved the way for the varsity women's basketball program at Virginia Tech.

HARDWOOD CLUB

The Hokie Hardwood Club, formerly known as the Diamond Club, has been in existence for more than 20 years. The mission of the Hokie Hardwood Club is to increase public awareness of the Virginia Tech women's basketball program, to raise the level of community support for all aspects of the program and to provide the level of spirit and resources required for a program of national prominence. The club conducts fundraisers during the year in support of the women's basketball program. Fundraising efforts helped with some of the team's expenses on its summer trip to Europe in 2000, as well as the trip to Australia the summer of 2004 and the 2008 trip to Greece and Italy. Members of the Hokie Hardwood Club travel to several away games each season.



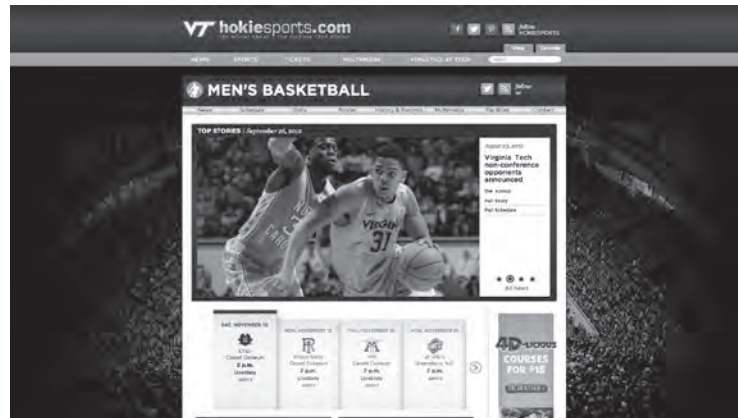
With the help of the Hardwood Club, the women's basketball team travelled to Greece and Italy in 2008.

KEEPING UP WITH THE HOKIES

VISIT

hokiesports.com

Virginia Tech's **OFFICIAL WEBSITE** is your one-stop source for information about all 21 Hokie varsity sports



SUBSCRIBE AT **hokiesports.com**



A **FREE, WEEKLY ONLINE PUBLICATION** featuring quick updates about athletics at Virginia Tech



A **MONTHLY MAGAZINE** for continuing coverage of the Hokies' 21 varsity sports

HOKIES ALL-ACCESS

Hokies **ALL-ACCESS** provides streaming audio & video of Virginia Tech Athletics events, interviews and press conferences.


Link at hokiesports.com



Connect with Hokie fans and Virginia Tech Athletics via **FACEBOOK**, **PINTEREST** and **TWITTER**

<http://facebook.com/hokiesports>
<http://pinterest.com/hokiesports/>
<https://twitter.com/hokiesports>
https://twitter.com/VT_MBBall

GAME ON, WORLD.



THE REVOLUTIONARY
NIKE HYPERDUNK+



NIKEBASKETBALL.COM



HOKIES IN THE COMMUNITY

The Hokies participate in several community service events throughout the year with the two biggest events being special games for “Play4Kay” and “To Write Love on Her Arms” charities.

Play4Kay initiative is an opportunity for women’s basketball coaches and teams around the nation to raise awareness for breast cancer while benefitting the Kay Yow Cancer Fund. The 2012-13 Play4Kay dates are Feb. 8-18. During that time teams and coaches will wear pink gear for games to help raise awareness.

To Write Love on Her Arms is a non-profit movement dedicated to presenting hope and finding help for people struggling with depression, addiction, self-injury and suicide. TWLOHA exists to encourage, inform, inspire and also invest directly into treatment and recovery. The Virginia Tech women’s basketball team, in conjunction with the student-run university chapter here at Tech, have teamed up to spread the word to the fans about this organization. The Hokies will host a game this season to bring awareness to this worthy cause.

Above, the Hokies participate in a University Student Officials Association (USOA) Field Day event in October.





ON THE COVERS:
 (front cover, clockwise from upper left) Aerial Wilson, Monet Tellier and Alyssa Fenyn;
 (back cover) Porschia Hadley (22) and Nia Evans are five players who will provide team leadership for head coach Dennis Wolff's Hokies in 2012-13.

VIRGINIA TECH

2012-2013 SCHEDULE

| | | | |
|------------------------------|-----------|---------------------------------|-----------|
| Nov. 9 | Fri. | OLD DOMINION | 2 p.m. |
| 14 | Wed. | APPALACHIAN STATE | 7 p.m. |
| 18 | Sun. | at Michigan State | 2 p.m. |
| 25 | Sun. | GEORGE WASHINGTON | 3 p.m. |
| <i>ACC/Big Ten Challenge</i> | | | |
| 28 | Wed. | WISCONSIN | 7 p.m. |
| Dec. 1 | Sat. | LONGWOOD | 4:30 p.m. |
| 5 | Wed. | at Richmond | 7 p.m. |
| 12 | Wed. | PENN STATE | 7 p.m. |
| 16 | Sun. | FLORIDA GULF COAST | 2 p.m. |
| 22 | Sat. | WAKE FOREST* | 2 p.m. |
| 28 | Fri. | NORTH CAROLINA A&T | 7 p.m. |
| 30 | Sun. | HAMPTON | 2 p.m. |
| Jan. 3 | Thu. | at Virginia* | 7 p.m. |
| 6 | Sun. | at North Carolina* | 2 p.m. |
| 10 | Thu. | BOSTON COLLEGE* | 7 p.m. |
| 13 | Sun. | MARYLAND* | 2 p.m. |
| 16 | Wed. | at Duke* | 7 p.m. |
| 24 | Thu. | at NC State* | 7 p.m. |
| 27 | Sun. | at Florida State* | 2 p.m. |
| 31 | Thu. | CLEMSON* | 7 p.m. |
| Feb. 3 | Sun. | at Miami* | 2:05 p.m. |
| 8 | Fri. | at Georgia Tech* (RSN) | 8:30 p.m. |
| 10 | Sun. | VIRGINIA* | 2 p.m. |
| 14 | Thu. | DUKE* (ACCDN on YouTube) | 7 p.m. |
| 17 | Sun. | at Clemson* | 1 p.m. |
| 22 | Fri. | NORTH CAROLINA* (RSN) | 8:30 p.m. |
| 24 | Sun. | FLORIDA STATE* | 1 p.m. |
| 28 | Thu. | at Wake Forest* | 6:30 p.m. |
| Mar. 3 | Sun. | MIAMI* | 2 p.m. |
| 7-10 | Thu.-Sun. | 36th Annual ACC Tournament | TBA |

Home games in **BOLD CAPS** - * indicates ACC games
 All times eastern - Dates and times subject to change
 RSN - Fox Sports Net South, ComCast SportsNet, SunSports,
 New England Sports Network

