



## 2017 MATCH NOTES

## 2010 NCAA TOURNAMENT | FIVE ALL-AMERICANS | 18 ALL-ACC

### ALL-ACC SECOND TEAM

JAILA TOLBERT | JUNIOR | RIGHT SIDE HITTER



### ACC ALL-FRESHMAN TEAM

KAITY SMITH | FRESHMAN | OUTSIDE HITTER



### SCHEDULE & RECORD

10-21

THE RECORD	ACC	4-16
	NON-CONFERENCE	6-5
	HOME	3-9
	AWAY	3-10
	NEUTRAL	4-2

### THE SCHEDULE

DATE	OPPONENT (TV)	TIME/RESULTS
Aug. 25	(1) vs. Idaho State (YouTube)	W, 3-2
Aug. 25	(1) vs. South Dakota State (YouTube)	W, 3-0
Aug. 26	(1) at Milwaukee (ESPN3)	W, 3-2
Sep. 1	(2) vs. Ole Miss	L, 3-2
Sep. 1	(2) at Arkansas State (Red Wolves D.N.)	W, 3-1
Sep. 2	(2) vs. SMU	W, 3-0
Sep. 8	(3) at Marshall (CUSA.tv)	L, 3-0
Sep. 9	(3) vs. Maryland	L, 3-0
Sep. 9	(3) vs. Toledo	W, 3-1
Sep. 15	(4) Radford (HokieVision)	L, 3-0
Sep. 16	(4) East Tennessee State (ACCNE)	L, 3-0
Sep. 22	at RV Miami* (ACCNE)	L, 3-1
Sep. 24	at No. 19 Florida State* (ACCNE)	L, 3-1
Sep. 27	at Virginia* (ACCNE)	W, 3-1
Oct. 1	at Pitt* (ACCNE)	L, 3-0
Oct. 6	Louisville* (HokieVision)	L, 3-1
Oct. 8	Notre Dame* (ACCNE)	L, 3-1
Oct. 13	at North Carolina* (ACCNE)	L, 3-1
Oct. 15	at NC State* (ACCNE)	L, 3-1
Oct. 20	Wake Forest* (HokieVision)	W, 3-0
Oct. 22	Duke* (HokieVision)	L, 3-2
Oct. 27	at Syracuse* (ACCNE)	L, 3-0
Oct. 29	at Boston College* (ACCNE)	L, 3-1
Nov. 3	Georgia Tech* (ACCNE)	L, 3-0
Nov. 5	Clemson* (ACCNE)	W, 3-1
Nov. 10	at Notre Dame* (ACCNE)	L, 3-0
Nov. 12	at Louisville* (ACCNE)	L, 3-0
Nov. 17	Florida State* (ACCNE)	L, 3-1
Nov. 19	Miami* (ACCNE)	L, 3-0
Nov. 22	Virginia* (ACCNE)	W, 3-2
Nov. 24	RV Pitt* (ACCNE)	L, 3-0

\* ACC game | All times ET and are subject to change

- 1- Pepsi Panther Invitational
- 2- A-State Invitational
- 3- Thunder Invite
- 4- Hokie Invitational

#	Probable Starters	SP	K	Pct.	A	SA	D	B	P
1	Kaity Smith (OH)	95	309	.182	9	11	190	30	337.0
3	Cara Cunningham (MB)	100	132	.246	4	8	21	81	186.5
4	Jaila Tolbert (RS)	115	318	.331	11	4	75	66	358.5
6	Stacey Christy (MB)	104	160	.291	8	8	29	70	207.0
9	Rhegan Mitchell (S)	113	66	.207	1,122	10	243	34	93.0
14	Ester Talamazzi (OH)	106	290	.137	24	27	229	24	329.0
5	Carol Raffety (L)	115	3	.000	102	32	440	0	35.0

3

More on page 3

- Virginia Tech had three rookies earn ACC Freshman of the Week this fall in Kaity Smith and Ester Talamazzi.

30

More on page 6

- Freshman Kaity Smith had a debut to remember in the season opener, tallying 30 kills - a program first.

65

- Redshirt junior Rhegan Mitchell finished No. 15 in the land for the most assists in a match (vs. Idaho State).

20

More on page 9

- Three Hokies combined for 20 double-doubles this year - Rhegan Mitchell, Kaity Smith, Ester Talamazzi.



#### Virginia Tech Hokies

2017 Record.....10-21, 4-16 ACC  
Starters R/L.....4+Libero/2  
Head Coach.....Jill Wilson  
Record (Years).....10-21 (1st)

#### HOW TO WATCH

##### ACC NETWORK EXTRA

22 matches were on the network this fall




##### HOKIEVISION

Four matches were on the network this fall



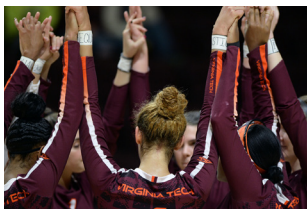
27 of Tech's 31 matches were streamed

### STORYLINES



#### ON AND OFF THE COURT

- With more than 100 families at Carilion Clinic's holiday party on a Friday evening, five Virginia Tech volleyball players took part in a group that volunteered and put on the annual event at St. John's Episcopal Church.
- Numerous kids took part in the action by playing board games and getting their faces painted by some Hokies.



#### BEST WINS

- The Hokies took down Arkansas State (21-12), which made the NIVC Tournament and SMU (21-11), which made it to the new tournament as well.
- In conference play, Tech defeated Clemson, Wake Forest and Virginia twice, garnering a full point in the Commonwealth Clash presented by Virginia529.



#### SENIOR DAY

- For six student-athletes on Nov. 24, marked their final time taking the court inside Cassell Coliseum.
- Three were transfers: Cara Cunningham (Villanova), Kelly Esch (LSU) and Mandy Powers (UNC Asheville).
- The group won seven non-conference tournaments and 58 matches during their time in Blacksburg.

More on page 2

### SOCIAL



@HokiesVB



@HokiesVB



@VT\_VBall



/HokieSports

#### VIRGINIA TECH CONTACT

Lance Dozier

Assistant, Strategic Communications

Phone: (507) 993-1898

Email: lance17@vt.edu



**AVCA Top 25 Final Poll**

Dec. 18 | *Opponents in italics*

Team (1st place)	Points	Record	Last
1 Nebraska (64)	1600	32-4	5
2 Florida	1524	30-2	3
3 Penn State	1479	33-2	1
4 Stanford	1413	30-4	4
5 Texas	1315	27-3	2
6 Kentucky	1275	29-4	6
7 USC	1176	25-10	14
8 Michigan State	1136	24-9	12
9 BYU	1091	30-3	7
10 Minnesota	979	28-6	8
11 Utah	948	24-10	13
12 Wisconsin	903	22-10	11
13 San Diego	766	25-5	9
14 UCLA	739	21-11	17
15 Washington	639	25-8	10
16 Creighton	561	26-7	15
17 Illinois	527	23-11	NR
18 Purdue	492	23-10	16
19 Colorado	443	24-10	NR
20 Missouri	377	22-12	NR
21 Baylor	321	24-7	18
22 Cal Poly	264	27-3	21
23 Wichita State	214	29-4	20
24 Colorado State	170	29-4	23
25 Iowa State	147	22-7	22

**Receiving Votes:** WKU107; Kansas 73; Oregon 58; Pitt 20; UNI 19; Missouri State 12; Miami 5

**Dropped Out:** Kansas 19; Oregon 24; Missouri State 25

**NCAA RPI**

Dec. 18 | *Opponents in italics*

Team	Conference	Record
1 Florida	SEC	30-2
2 Penn State	B1G	33-2
3 Nebraska	B1G	32-4
4 Kentucky	SEC	29-4
5 Stanford	Pac-12	30-4
6 Texas	Big 12	27-3
7 Minnesota	B1G	28-6
8 Washington	Pac-12	25-8
9 USC	Pac-12	25-10
10 Utah	Pac-12	24-10
11 UCLA	Pac-12	21-11
12 Michigan State	B1G	24-9
13 Wisconsin	B1G	22-10
14 Creighton	BIG EAST	26-7
15 BYU	WCC	30-3
16 Iowa State	Big 12	22-7
17 Baylor	Big 12	24-7
18 Colorado	Pac-12	24-10
19 Wichita State	American	29-4
20 Kansas	Big 12	22-8
21 San Diego	WCC	25-5
22 Cal Poly	Big West	27-3
23 Oregon	Pac-12	18-12
24 Illinois	B1G	23-11
25 Purdue	B1G	23-10
26 Louisville	ACC	24-7
27 Missouri	SEC	22-12
28 Pitt	ACC	26-7
29 WKU	C-USA	31-4
30 Colorado State	MWC	29-4

**QUICK FACTS**

University Name .....Virginia Tech  
 Location .....Blacksburg, Va.  
 Founded .....1872  
 Enrollment .....31,224  
 President..... Dr. Timothy Sands  
 Director of Athletics..... Whit Babcock  
 Nickname .....Hokies  
 Mascot .....Hokie Bird  
 Colors..... Chicago Maroon and Burnt Orange  
 Affiliation..... NCAA Division I  
 Conference.....Atlantic Coast

**2017 Key Information**

**RETURNING STARTERS (4 + Libero)**

Stacey Christy	MB
Cara Cunningham	MB
Rhegan Mitchell	S
Carol Raffety	L
Jaila Tolbert	RS

**OTHERS RETURNING (8)**

Melody Caloyannides	OH
Kelly Esch	RS
Briana Lanktree	OH
Abby McKinzie	DS
Rhana Mitchell	DS
Mandy Powers	S
Haley Price	DS
Alex Toben	DS

**NEWCOMERS (5)**

Marisa Cerchio	MB
Kaity Smith	OH
Ester Talamazzi	OH
Kylie Thomas	DS
Kai Young	MB

**STARTERS LOST (2)**

Amanda McKinzie	OH
Lindsey Owens	OH

**2016 INFORMATION, 2017 PREVIEW**

Overall Record ..... 13-18  
 ACC Record .....8-12 (9th)  
 Starters Returning/Lost..... 4 + Libero/2  
 Letterwinners Returning/Lost..... 12/4  
 Returning Redshirts..... 1  
 Newcomers.....5  
 Home Court..... Cassell Coliseum  
 Capacity ..... 9,567

Hit .233 with 25 blocks and two services  
 Team-high 106 blocks, 24 SA, 212.5 points  
 Team-high 570 assists, 10.75 A/set, 1.75 D/set  
 Team-high 481 digs, 20 SA, 51 assists  
 Hit a team-high .301, 223 kills, 83 blocks

Saw time in eight matches as a freshman  
 Posted 69 kills, 29 blocks and 90 points  
 Appeared in 15 matches, tallying 40 kills  
 Played in 16 matches, racking up 56 digs  
 Turned in 52 digs, seven assists in 12 matches  
 Second-most on team with 529 assists  
 Redshirted due to hip surgery  
 Started six matches and tallied 75 digs

Won USAV Nationals, 3x all-conference at Turpin  
 Cincinnati.com Player of the Year, 3x all-state  
 Club team took home U18 National Championship  
 3x all-state/conference, owns kills school record  
 All-conference senior year, captain, ran track

VaSID All-State, over 1,000 digs/kills  
 4x All-ACC, AVCA All-Region, over 1,000 kills

**Numerical Roster**

No.	Name	Pos.	Ht.	Cl.	Hometown
1	Kaity Smith	OH	6'1"	Fr.	Florence, Ky.
3	Cara Cunningham	MB	6'4"	Sr.	Fairfax, Va.
4	Jaila Tolbert	RS	6'1"	Jr.	Minneapolis, Minn.
5	Carol Raffety	L	5'11"	So.	Novato, Calif.
6	Stacey Christy	MB	6'2"	r-Sr.	Hagerstown, Md.
7	Briana Lanktree	OH	5'11"	Sr.	Redono Beach, Calif.
8	Alex Toben	DS	5'8"	Jr.	Virginia Beach, Va.
9	Rhegan Mitchell	S	5'8"	r-Jr.	Peachtree City, Ga.
10	Kylie Thomas	DS	5'7"	Fr.	Sterling, Va.
11	Mandy Powers	S	5'11"	Sr.	Leesburg, Va.
14	Ester Talamazzi	OH	6'0"	Fr.	Campo Ligure, Genoa, Italy
15	Kelly Esch	RS	6'1"	Sr.	Williamsburg, Va.
16	Rhana Mitchell	DS	5'8"	Sr.	Peachtree City, Ga.
18	Haley Price	DS	5'8"	r-So.	Bristol, Tenn.
19	Marisa Cerchio	MB	6'3"	Fr.	Cincinnati, Ohio
20	Abby McKinzie	DS	5'9"	So.	East Leroy, Mich.
21	Melody Caloyannides	OH	6'0"	So.	Reston, Va.
22	Kai Young	MB	5'11"	Fr.	Charlotte, N.C.

**Head Coach:** Jill Wilson (LSU, 2001) 1st Season  
**Associate Head Coach:** John Wasielewski (Penn State, 1990)  
**Assistant Coach:** Thomas Amberg (UCLA, 2012)  
**Director of Operations:** Leah Joseph (Georgia Southern, 2016)

**Pronunciation**

Melody Caloyannides: cal-oh-yahn-EE-dis      Rhana Mitchell: RAIN-uh      Jill Lytle Wilson: LIE-til  
 Marisa Cerchio: SER-ko      Ester Talamazzi: Tal-uh-MAHT-zee  
 Rhegan Mitchell: iike (Ronald) Reagan      Jaila Tolbert: JAY-lah





**2017 Final ACC Standings**

Team	Overall	ACC
1 RV Pitt	26-7 .788	18-2
RV Louisville	24-7 .774	18-2
3 Miami	22-6 .786	15-5
NC State	21-12 .636	15-5
5 Notre Dame	22-10 .688	12-8
Florida State	18-11 .621	12-8
Syracuse	22-14 .611	12-8
8 Duke	19-12 .613	11-9
North Carolina	14-14 .500	11-9
10 Georgia Tech	13-18 .419	8-12
11 Wake Forest	13-19 .406	5-15
<b>12 Virginia Tech</b>	<b>10-21 .323</b>	<b>4-16</b>
13 Boston College	7-23 .233	4-16
14 Virginia	7-24 .226	3-17
15 Clemson	7-25 .219	2-18

**2017 Preseason ACC Coaches' Poll**

1. North Carolina (196 points, 14 1st votes)
2. Florida State (169 points)
3. Pitt (168 points)
4. Notre Dame (149 points)
5. NC State (140 points)
6. Miami (136 points)
7. Duke (118 points)
8. Louisville (104 points)
9. Georgia Tech (99 points)
10. Syracuse (75 points)
11. Wake Forest (69 points)
- 12. Virginia Tech (54 points)**
13. Virginia (50 points)
14. Boston College (28 points)
15. Clemson (20 points)

**2017 ACC Volleyball Individual Awards**

Player of the Year: Olga Strantzali, Sr., OH, Miami

Defensive Player of the Year: Molly Sauer, Jr., L, Louisville

Setter of the Year: Wilma Rivera, Jr., S, Louisville

Freshman of the Year: Taryn Knuth, MB, Florida State

Coach of the Year: Dan Fisher, Pittsburgh

**GREENSBORO, N.C.** – Miami senior outside hitter Olga Strantzali has been selected as the 2017 ACC Player of the Year, and highlights the All-ACC Volleyball Team, announced Monday, Nov. 27.

The awards were decided based on a vote of the league's 15 head coaches, who could not vote for their own student-athletes.

ACC Co-Champion Louisville took home two major awards, as junior libero Molly Sauer was named Defensive Player of the Year, and junior setter Wilma Rivera earned Setter of the Year honors.

Taryn Knuth, Florida State's middle blocker, was named Freshman of the Year. Coach of the Year honors went to ACC Co-Champion Pitt's Dan Fisher.

**LAST TIME OUT**

- The last time out, the Hokies went 1-1 in league play to close the 10th and final week of ACC competition. Tech played host to Virginia and RV Pitt and took down the Cavaliers in a five-set thriller, while losing in three sets to the Panthers.
- Against UVA, freshman Kaity Smith cracked the 20-kill plateau for the third time, as well as scoring four of Tech's last six points in the final frame to lead the Hokies over the Cavaliers for the second time in 2017.
- The Tech-UVA volleyball game was presented by Virginia529, the official college savings plan of Virginia Tech Athletics and the University of Virginia Athletics. The score for the "Commonwealth Clash" finished 3-1 in favor of Virginia Tech at the conclusion of the fall season.
- Tech's defense played lights out at the net, notching a season-high 14 blocks as team. Senior Cara Cunningham led the charge with one solo block and eight block assists and junior Jaila Tolbert tallied one solo block and five block assists.
- Versus the Panthers, the Hokies were led by junior Jaila Tolbert and freshman Kaity Smith, who tallied 11 kills apiece against the Panthers.
- Despite falling in three sets, the Hokies fought with the Panthers, who finished the season atop the ACC standings tied with Louisville, as the match totalled 28 ties and nine lead changes.

**MILESTONES**

- The Virginia Tech freshman kills section in the record book is took a dent this season as outside hitters Ester Talamazzi and Kaity Smith made their mark on the top-10 list.
- The Italy and Kentucky natives passed Rachel Julian (251 kills), Katie Esbrook (263) and Cara Baarendse (280).
- Talamazzi is tied for eighth all-time with 290 kills, while Smith sits sixth with 309.

#	Name	Year	Kills
1.	Lisa Pikalek	1989	499
2.	Taylor Parrish	2006	444
3.	Jennifer Schmidt	1992	368
4.	Sarah Muñoz	2005	356
5.	Lindsey Owens	2013	311
6.	Kaity Smith	2017	309
7.	Felicia Willoughby	2007	303
8.	Annie Spicer	2001	290
	Ester Talamazzi	2017	290
10.	Cara Baarendse	2009	280

- Libero Carol Raffety is finished her sophomore campaign 79 digs away from 1,000 in her career. If she does crack the four-digit number, she would be the 17th Hokie to ever have over 1,000 digs.
- Setter Rhegan Mitchell racked up over 1,000 assists on the year in Tech's clash with Florida State on Nov. 17. It marked the first time in her career that she hit the four-digit plateau. It also marks the first time since 2013 that a Hokie racked up over 1,000 assists (Jordan Fish, 1,381).

**DID YOU KNOW**

- Virginia Tech's volleyball team squared off against North Carolina inside the Dean Smith Center on Oct. 13 in front of a crowd of 19,246.
- The 19,246 fans watching the match was the

- most-ever in an NCAA volleyball match, breaking the previous record of 17,561 on Dec. 19, 2015 between Texas and Nebraska for the championship.
- On Oct. 22 inside Cassell Coliseum, the Hokies took on Duke and played in their longest match of the season - a five-set affair that was two hours and 30 minutes long.
- It was the longest match for Tech since opening weekend against Milwaukee (2:24). Of Tech's 31 matches in 2017, 14 went over the two-hour mark.

**COLLEGE GAMEDAY**

- Virginia Tech's football team took on the Clemson Tigers Sept. 30, a day before the Hokies' volleyball squad headed to Pitt for its match.
- On College GameDay's crew is former Georgia volleyball player Maria Taylor. Taylor, a sideline reporter for ESPN and the SEC Network, stopped by where the Hokies' volleyball team was, next to GameDay's set, and gave the players advice on life on and off the court.
- She later worked the Hokie-Tiger showdown that night, which pulled in 4.7 million viewers, but not before she gave the team a S/O on Twitter.



**SMITH, TALAMAZZI ON PACE**

- Kaity Smith had quite the rookie campaign as the outside hitter sits fifth all-time in Tech history for kills per set by a freshman, passing Lindsey Owens kps mark of 2.85 set in 2013.

#	Name	Year	K/S
1.	Lisa Pikalek	1989	3.78
2.	Taylor Parrish	2006	3.73
3.	Sarah Muñoz	2005	3.46
4.	Annie Spicer	2001	3.30
5.	Kaity Smith	2017	3.25

**THE FIRST ONE IS THE SWEETEST**

- Virginia Tech and first-year head coach Jill Wilson took down rival Virginia, 3-1, on Sept. 27, earning Wilson's first-ever ACC win and the Hokies' first of 2017.
- A few days later, Virginia Tech athletics director Whit Babcock gave Coach Wilson an embroidered volleyball, signifying the first conference win for her, which tasted a little sweeter over an arch rival.
- The two teams compete every year in the Commonwealth Clash and the win gave Tech half a point, its first win of the 2017-18 academic year from the fall sports - made up of men's and women's soccer, football and volleyball.

**SCOOPING IT UP**

- Sophomore Carol Raffety was a force on the defensive end all season for the Hokies, racking up a team-high 440 digs.
- The libero tallied three matches of 20-plus digs, and had a 18-match streak of 10 or more digs.





**LAST TIME THE TEAM...**

Won a match.....	Clemson, 3-1, 11/5/17
Lost a match.....	Miami, 3-0, 11/19/17
Won at home.....	Clemson, 3-1, 11/5/17
Lost at home.....	Miami, 3-0, 11/19/17
Won on the road.....	at Virginia, 3-1, 9/27/17
Lost on the road.....	at Louisville, 3-0, 11/12/17
Won in three sets.....	Wake Forest, 3-0, 10/20/17
Lost in three sets.....	Miami, 3-0, 11/19/17
Won in four sets.....	Clemson, 3-1, 11/5/17
Lost in four sets.....	Florida State, 3-1, 11/17/17
Won in five sets.....	at Milwaukee, 3-2, 8/26/17
Lost in five sets.....	vs. Ole Miss, 3-2, 9/1/17
Beat an ACC team.....	Clemson, 3-1, 11/5/17
Lost to an ACC team.....	Miami, 3-0, 11/19/17
Beat an ACC team at home.....	Clemson, 3-1, 11/5/17
Lost to an ACC team at home.....	Miami, 3-0, 11/19/17
Beat an ACC team on the road.....	at Virginia, 3-1, 9/27/17
Lost to an ACC team on the road.....	at Louisville, 3-0, 11/12/17
Beat a non-conference team.....	vs. Toledo, 3-1, 9/9/17
Lost to a non conference team.....	ETSU, 3-0, 9/16/17
Beat non-conference team at home.....	Radford, 3-1, 9/16/16
Lost to non-conference team at home.....	ETSU, 3-0, 9/16/17
Beat non-conference team on road.....	vs. Toledo, 3-1, 9/9/17
Lost to non-conference team on road.....	vs. Maryland, 3-0, 9/9/17
Beat a ranked team.....	at No. 19 Michigan State, 3-1, 9/4/15
Lost to a ranked team.....	at No. 19 Florida State, 3-1, 9/24/17
Beat an unranked team.....	Clemson, 3-1, 11/5/17
Lost to an unranked team.....	Miami, 3-0, 11/19/17

Started a season 3-0.....	.....2017
Was 10 matches over .500 in a season.....	.....2013 (11 matches over .500 at 12-1)
Had 70 or more kills in a match.....	.....Idaho State, 75, 8/25/17
Had 200 or more attacks in a match.....	.....Chattanooga, 204, 9/19/15
Hit .300 or better in a match.....	.....Wake Forest, .318, 10/20/17
Hit .400 or better in a match.....	.....vs. South Dakota State, .402, 8/25/17
Had 65 or more assists in a match.....	.....Duke, 66, 10/22/17
Had 10 or more aces in a match.....	.....vs. Bowling Green State, 10, 9/12/15
Had 75 or more digs in a match.....	.....at Syracuse, 75, 11/20/16
Had 85 or more digs in a match.....	.....Appalachian State, 85, 8/26/16
Had 10.0 or more blocks in a match.....	.....at Boston College, 12, 10/29/17
Had 20.0 or more blocks in a match.....	.....Virginia, 20, 11/28/15



Virginia Tech's volleyball team went 2-0 against rival Virginia in the Commonwealth Clash, presented by Virginia529, in 2017.

**LAST TIME AN INDIVIDUAL...**

Had 20 or more kills in a match.....	.....Virginia, 21, Kaity Smith, 11/22/17
Had 30 or more kills in a match.....	.....vs. Idaho State, 30, Kaity Smith, 8/25/17
Had 50 or more attacks in a match.....	.....vs. Idaho State, 51, Kaity Smith, 8/25/17
Hit over .500 in a match.....	.....Miami, .800, Cara Cunningham, 11/19/17
Hit over .600 in a match.....	.....Miami, .800, Cara Cunningham, 11/19/17
Hit over .800 in a match.....	.....Miami, .800, Cara Cunningham, 11/19/17
Had 45 or more assists in a match.....	.....Virginia, 49, Rhegan Mitchell, 11/22/17
Had 55 or more assists in a match.....	.....Duke, 55, Rhegan Mitchell, 10/22/17
Had 70 or more assists in a match.....	.....Liberty, 86, Kelli O'Dell, 10/17/00
Had 4 or more aces in a match.....	.....Virginia, 4, Ester Talamazzi, 11/22/17
Had 8 or more aces in a match.....	.....ULM, 8, Annie Spicer, 9/10/04
Had 25 or more digs in a match.....	.....Radford, 27, Carol Raffety, 9/16/16
Had 30 or more digs in a match.....	.....Georgia Tech, 30, Morgan O'Neill, 11/3/12
Had 10 or more blocks in a match.....	.....vs. Ole Miss, 11, Cara Cunningham, 9/9/16
Had 15 or more blocks in a match.....	.....West Virginia, 17, Cheryl Stinson, 10/5/01
Opponent had less than 30 kills in a match.....	.....vs. SDSU, 22, 8/25/17
Two players had 17 or more kills each in a match.....	.....Chattanooga (5 sets) - Amanda McKinzie (17), Kennedy Bryan (17) - 9/19/15

**What's a Hokie?**



The answer leads all the way back to 1896 when Virginia Agricultural and Mechanical College changed its name to Virginia Polytechnic Institute. With the change came the necessity for writing a new cheer and a contest for such a purpose was held by the student body.

Senior O.M. Stull won first prize for his "Hokie" yell which is still used today. Later, when asked if "Hokie" had any special meaning, Stull explained the word was solely the product of his imagination and was used only as an attention-getter for his yell. It soon became a nickname for all Tech teams and for those people loyal to Tech athletics.

The official university school colors - Chicago Maroon and Burnt Orange - also were introduced in 1896. The colors were chosen by a committee because they made a 'unique combination' not worn elsewhere at the time. The official definition of "hokie" is "a loyal Virginia Tech Fan".

**RETURNING NUMBERS**

- To open the 2017 season, Virginia Tech returns almost all of its assists and blocking personnel, but will need a push in the kills department with departing outside hitters Amanda McKinzie and Lindsey Owens.

Returning Kills	Assists	Digs	Blocks	Points
2017	43.1%	96.2%	58.2%	77.0% 49.4%


**NEW ON THE BLOCK**

- The Atlantic Coast Conference entered 2017 with four new head coaches from its 15 member institutions, including Clemson's Michaela Franklin, Louisville's Dani Busboom Kelly, Virginia's Aaron Smith and Virginia Tech's Jill Wilson.
- Of the four in their new campaigns, the Cardinals' Busboom Kelly owned the best winning percentage (.774), followed by the Hokies' Wilson (.323), the Cavaliers' Smith (.226) and the Tigers' Franklin (.219).
- Previously, Busboom Kelly was an assistant coach at Nebraska, Franklin was the associate head coach at Iowa, Wilson was the associate head coach at LSU and Smith was the associate head coach at Virginia, then was promoted by the Cavaliers' athletics director at the time in Craig Littlepage.

Name	Team	Overall	ACC	Home	Away	Neutral
Dani Busboom Kelly	Louisville	24-7	18-2	13-1	9-4	2-2
Jill Wilson	Virginia Tech	10-21	4-16	3-9	4-10	4-2
Aaron Smith	Virginia	7-24	3-17	5-12	2-10	0-2
Michaela Franklin	Clemson	7-25	2-18	5-12	0-12	1-2

**SAME HOME, NEW COURT**

- Virginia Tech Athletics last summer implemented a new design on the playing surface at Cassell Coliseum. The basketball and volleyball court displays three iconic campus spots - Torgerson Bridge, Burruss Hall and War Memorial Chapel.
- In addition to the court redesign, Tech redid the floors at the men's basketball practice facility and volleyball practice gym, at a cost of about \$35,000.



**RECORD WHEN...**

Overall:	10-21
Home:	3-9
Away:	3-10
Neutral:	4-2
Three-set match:	3-11
Four-set match:	4-8
Five-set match:	3-2
Win first set:	4-5
Lose first set:	6-16
Win first two sets:	3-1
Split first two sets:	7-8
Lose first two sets:	0-12
Against top-25 teams:	0-1
Against unranked teams:	10-20
ACC:	4-16
Home:	3-7
Away:	1-9
Three-set match:	1-7
Four-set match:	2-8
Five-set match:	1-1
Win first set:	1-5
Lose first set:	3-12
Win first two sets:	1-1
Split first two sets:	3-7
Lose first two sets:	0-8
Against top-25 teams:	0-1
Against unranked teams:	4-15
Higher hitting % than opponent:	10-0
Lower hitting % than opponent:	0-21
Hit over .400:	1-0
Hit over .300:	4-0
Hit over .200:	4-5
Hit under .200:	1-16
Opponent hits under .200:	6-3
More kills than opponent:	9-4
Fewer kills than opponent:	0-17
Same kills as opponent:	1-0
More service aces than opponent:	5-1
Fewer service aces than opponent:	3-18
Same service aces as opponent:	2-2
More digs than opponent:	8-9
Fewer digs than opponent:	2-11
Same digs as opponent:	0-1
More blocks than opponent:	5-4
Fewer blocks than opponent:	4-17
Same blocks as opponent:	1-0
On Wednesday:	2-0
On Friday:	4-11
On Saturday:	3-2
On Sunday:	1-8
In August:	3-0
In September:	4-7
In October:	1-8
In November:	2-6
Current set winning streak:	-
Current set losing streak:	1
Longest set winning streak:	7
Longest set losing streak:	6
Current match winning streak:	-
Current match losing streak:	1
Current ACC match winning streak:	-
Current ACC match losing streak:	1
Longest match winning streak:	3
Longest match losing streak:	5
Current home winning streak:	1
Current home losing streak:	-
Current home ACC winning streak:	-
Current home ACC losing streak:	1

**INSIDE THE BOX SCORE**

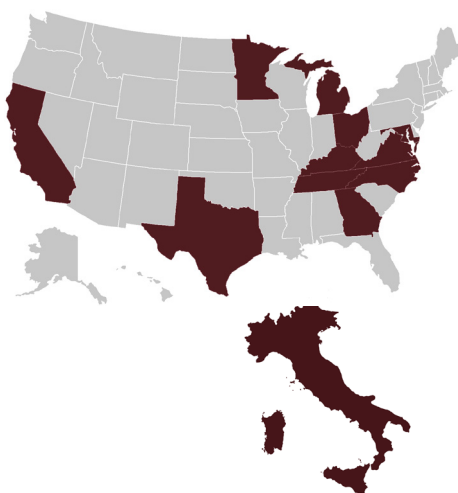
- Despite dropping its first two matches of league action, Virginia Tech did battle with the Hurricanes and Seminoles its first time out.
- Versus Miami (Fla.), the Hokies and Canes combined for 22 ties and 11 lead changes, while against the then-No. 19 Noles, Tech outplayed, at the time, the highest ranked team in the ACC statistically, owning the advantage in three categories - kills (56-51), assists (54-49) and digs (63-56).

**THERE AND BACK**

- During a stretch of the season, freshman Marisa Cerchio was a jack-of-all-trades, playing multiple positions. The Ohio native came in as a middle blocker out of high school, but due to an injured Kaity Smith, switched to outside hitter for a few matches and adapted well, setting career highs in kills and digs.
- Cerchio rose to the occasion against Virginia on Sept. 27, recording a career-high 12 kills, which marked her third match in a row of 10-plus kills - all at outside hitter.
- The 6-foot-3 rookie went back and forth between both spots, before Smith came back in action. Cerchio closed the season strong, posting 15 kills her last two matches combined against Virginia and Pitt.

**WHERE THEY AT**

- Tech has 18 players on the squad who represent nine states and one international country (Italy).
- Virginia is where the most players are from on the team, making up 33 percent.



**DOUBLING DOWN**

- Outside hitter Ester Talamazzi and setter Rhegan Mitchell each tallied double-doubles in Virginia Tech's two matches to kickoff ACC play.
- Talamazzi, a freshman, turned in seven in her first year in Blacksburg, including three straight to begin ACC play. Mitchell posted eight in 2017 and a total of 18 in her storied career.
- Freshman Kaity Smith turned in a double-double three weekends ago versus BC (14 kills, 13 digs), marking her fourth of the season.

**THE SCHEDULE**

- Tech's opponents in 2017: 10 squads posted 20-plus win seasons, eight teams made the NCAA Tournament and 15 finished in the top-100 in RPI.
- None of Tech's opponents finished ranked, but two (Pitt and Miami) finished the year receiving votes in the Top 25.

**RACKING IT UP**

- With trips to the states of Wisconsin, Arkansas and West Virginia for non-conference tournaments, the Hokies racked up over 1,600 miles of travel.
- The closest of the three trips was to Huntington, West Virginia (190 miles), where Tech played on the campus of Conference USA member Marshall.

**STATES/COUNTRY**

- Virginia (6)
- #3 Cara Cunningham
- #8 Alex Toben
- #10 Kylie Thomas
- #11 Mandy Powers
- #15 Kelly Esch
- #21 Melody Caloyannides
- California (2)
- #5 Carol Raffety
- #7 Briana Lanktree
- Georgia (2)
- #9 Rhegan Mitchell
- #16 Rhana Mitchell
- Ky., Md., Mich. Minn., N.C., Ohio, Tenn., Italy (1)
- #1 Kaity Smith (Ky.)
- #4 Jaila Tolbert (Minn.)
- #6 Stacey Christy (Md.)
- #14 Ester Talamazzi (Italy)
- #18 Haley Price (Tenn.)
- #19 Marisa Cerchio (Ohio)
- #20 Abby McKinzie (Mich.)
- #22 Kai Young (N.C.)

**#VenTure**



"The culture is starting to change quite a bit. We've talked a lot about being adventurous, bold and risky - I think that's going to be a big part of our program. Everything that we have thrown at them they have bought in and give the theme #VenTure life. I really appreciate that and it makes me excited for the season because when you have a group that is that open-minded, they are going to be able to take big steps. #VenTure is a daring and risky endeavour, diving into something new to take a step, and that's what is going to be key for them to be able to take the next step for this program." - **Jill Wilson**



**ON THE ROAD AGAIN**

• Tech played its first 13 of 15 matches on the road and hosted its first conference match against Louisville on Oct. 6. The Hokies had the fewest home matches through 15 contests of any team in the ACC.

**BACK-TO-BACK CHAMPS**

• Virginia Tech won its second tournament in a row on Sept. 2, claiming the A-State Invitational. It won the Pepsi Panther Invitational opening weekend.

• Five players were named to an All-Tournament Team in non-conference action - Stacey Christy (Pepsi Panther Invitational), Rhegan Mitchell (Pepsi Panther Invitational, A-State Invitational), Kaity Smith (Pepsi Panther Invitational, Thunder Invite), Ester Talamazzi (A-State Invitational) and Jaila Tolbert (A-State Invitational).

• Of those five players, Tech garnered the MVPs from two of the four tournaments – Mitchell (Pepsi Panther Invitational) and Talamazzi (A-State Invitational).

**ACC FRESHMAN OF THE WEEK - 3**

• Outside hitter Ester Talamazzi followed in fellow teammate Kaity Smith's footsteps, as the freshman earned her first ACC honor on Sept. 4. Smith earned it in Week 1.

• The Italy native racked up 38 kills, 28 digs and four blocks against Ole Miss, A-State and SMU.

• Smith followed Talamazzi's award 10 weeks later

and picked up her second Freshman of the Week, as announced the by the league office Nov. 13.

• The Kentucky native tallied 25 kills, 15 digs and six blocks at Notre Dame and Louisville.

**CAREER HIGHS FOR DAYS**

• The first week of the season was quite the start for returners on the Virginia Tech squad as five players set new career highs at the Pepsi Panther Invitational in Milwaukee.

• Libero Carol Raffety achieved career bests in assists (7) and service aces (4) against Milwaukee.

• Middle blocker Stacey Christy posted a career-high 11 kills in the opener and followed it up in the third match with a new career-high 13 kills. Christy also had a career-high six blocks.

• Middle blocker Cara Cunningham tallied a Virginia Tech career-high 12 kills versus SDSU.

• Right side hitter Jaila Tolbert earned her first-ever ace against SDSU.

• Setter Rhegan Mitchell opened up the season with a career-high 65 assists against Idaho State.

**SOMETHING ABOUT OPENERS**

• Rhegan Mitchell has had her A-game in back-to-back years in the opening match, setting new career highs in the 2016 and 2017 openers.

• She posted 57 kills against Appalachian State on Aug. 26, 2016, and followed it up with 65 versus Idaho State on Aug. 25, 2017.

• The 65-kill performance against Idaho State also included 14 assists, marking her first double-double of the season.

**A DEBUT FOR THE AGES**

• Freshman Kaity Smith placed her self in the record books on Aug. 25 when she led the Hokies to a 3-2 victory over Idaho State.

• Smith's 30 kills against the Bengals did the following in Tech's storied history:

- Most ever in a debut.
- Second freshman in school history to have over 30 kills in a match in their first season. Virginia Tech Sports Hall of Famer Lisa Pikalek racked up 38 against Southern Miss on Nov. 7, 1992.
- Tied for the seventh-most kills in Hokie history.

**RPI INFO**

• The NCAA released the Ratings Percentage Index, its final one, on Nov. 20 - the ninth ranking of the fall.

• The Hokies finished with the No. 188 RPI, which was the 12th best in the ACC topping Virginia (197), Boston College (227) and Clemson (258).

• The ACC has six teams in the top 50, including Louisville (26), Pitt (28), Miami (32), NC State (41), Notre Dame (43) and Florida State (48).

• Among the Power Five, the ACC was tied with the SEC for owning the third-most teams in the top 50 behind the Big Ten (10) and Pac-12 (9). The Big 12 has four teams.

• In 2016, Virginia Tech finished the year with a RPI of 168, the 10th best out of the ACC.

**2017 MATCH-BY-MATCH STARTERS**

Opponent	Date	MB	MB	OH	OH	RS	S	L
Idaho State (W, 3-2)	Aug. 25	Marisa Cerchio	Cara Cunningham	Ester Talamazzi	Kaity Smith	Jaila Tolbert	Rhegan Mitchell	Carol Raffety
SDSU (W, 3-0)	Aug. 25	Stacey Christy	Cara Cunningham	Ester Talamazzi	Kaity Smith	Jaila Tolbert	Rhegan Mitchell	Carol Raffety
Milwaukee (W, 3-2)	Aug. 26	Stacey Christy	Cara Cunningham	Ester Talamazzi	Kaity Smith	Alex Toben	Rhegan Mitchell	Carol Raffety
Ole Miss (L, 3-2)	Sep. 1	Stacey Christy	Cara Cunningham	Ester Talamazzi	Kaity Smith	Abby McKinzie	Rhegan Mitchell	Carol Raffety
Arkansas State (W, 3-1)	Sep. 1	Stacey Christy	Cara Cunningham	Ester Talamazzi	Kaity Smith	Jaila Tolbert	Rhegan Mitchell	Carol Raffety
SMU (W, 3-0)	Sep. 2	Stacey Christy	Cara Cunningham	Ester Talamazzi	Kaity Smith	Jaila Tolbert	Rhegan Mitchell	Carol Raffety
Marshall (L, 3-0)	Sep. 8	Stacey Christy	Cara Cunningham	Ester Talamazzi	Kaity Smith	Jaila Tolbert	Rhegan Mitchell	Carol Raffety
Maryland (L, 3-0)	Sep. 9	Stacey Christy	Marisa Cerchio	Ester Talamazzi	Kaity Smith	Jaila Tolbert	Rhegan Mitchell	Carol Raffety
Toledo (W, 3-1)	Sep. 9	Stacey Christy	Marisa Cerchio	Ester Talamazzi	Kaity Smith	Jaila Tolbert	Mandy Powers	Carol Raffety
Radford (L, 3-0)	Sep. 15	Stacey Christy	Cara Cunningham	Ester Talamazzi	Kelly Esch	Jaila Tolbert	Rhegan Mitchell	Carol Raffety
ETSU (L, 3-0)	Sep. 16	Stacey Christy	Cara Cunningham	Ester Talamazzi	Kelly Esch	Jaila Tolbert	Rhegan Mitchell	Carol Raffety
Miami* (L, 3-1)	Sep. 22	Stacey Christy	Cara Cunningham	Ester Talamazzi	Marisa Cerchio	Jaila Tolbert	Rhegan Mitchell	Carol Raffety
Florida State* (L, 3-1)	Sep. 24	Stacey Christy	Cara Cunningham	Ester Talamazzi	Jaila Tolbert	Abby McKinzie	Rhegan Mitchell	Carol Raffety
Virginia* (W, 3-1)	Sep. 27	Stacey Christy	Cara Cunningham	Ester Talamazzi	Kaity Smith	Jaila Tolbert	Rhegan Mitchell	Carol Raffety
Pitt* (L, 3-0)	Oct. 1	Stacey Christy	Cara Cunningham	Ester Talamazzi	Marisa Cerchio	Jaila Tolbert	Rhegan Mitchell	Carol Raffety
Louisville* (L, 3-1)	Oct. 6	Stacey Christy	Cara Cunningham	Ester Talamazzi	Kaity Smith	Jaila Tolbert	Rhegan Mitchell	Carol Raffety
Notre Dame* (L, 3-1)	Oct. 8	Stacey Christy	Cara Cunningham	Ester Talamazzi	Kaity Smith	Kylie Thomas	Rhegan Mitchell	Carol Raffety
North Carolina* (L, 3-1)	Oct. 13	Stacey Christy	Cara Cunningham	Ester Talamazzi	Kaity Smith	Jaila Tolbert	Rhegan Mitchell	Carol Raffety
NC State* (L, 3-1)	Oct. 15	Stacey Christy	Cara Cunningham	Ester Talamazzi	Kaity Smith	Rhana Mitchell	Rhegan Mitchell	Carol Raffety
Wake Forest* (W, 3-0)	Oct. 20	Stacey Christy	Cara Cunningham	Ester Talamazzi	Kaity Smith	Jaila Tolbert	Rhegan Mitchell	Carol Raffety
Duke* (L, 3-2)	Oct. 22	Stacey Christy	Cara Cunningham	Ester Talamazzi	Kaity Smith	Jaila Tolbert	Rhegan Mitchell	Carol Raffety
Syracuse* (L, 3-0)	Oct. 27	Kai Young	Cara Cunningham	Ester Talamazzi	Kaity Smith	Jaila Tolbert	Rhegan Mitchell	Carol Raffety
Boston College* (L, 3-1)	Oct. 29	Kai Young	Cara Cunningham	Ester Talamazzi	Kaity Smith	Jaila Tolbert	Rhegan Mitchell	Carol Raffety
Georgia Tech* (L, 3-0)	Nov. 3	Stacey Christy	Cara Cunningham	Jaila Tolbert	Kaity Smith	Alex Toben	Rhegan Mitchell	Carol Raffety
Clemson* (W, 3-1)	Nov. 5	Stacey Christy	Cara Cunningham	Marisa Cerchio	Kaity Smith	Jaila Tolbert	Rhegan Mitchell	Carol Raffety
Notre Dame* (L, 3-0)	Nov. 10	Stacey Christy	Cara Cunningham	Marisa Cerchio	Kaity Smith	Jaila Tolbert	Rhegan Mitchell	Carol Raffety
Louisville* (L, 3-0)	Nov. 12	Stacey Christy	Cara Cunningham	Marisa Cerchio	Kaity Smith	Jaila Tolbert	Rhegan Mitchell	Carol Raffety
Florida State* (L, 3-1)	Nov. 17	Stacey Christy	Cara Cunningham	Marisa Cerchio	Kaity Smith	Jaila Tolbert	Rhegan Mitchell	Carol Raffety
Miami* (L, 3-0)	Nov. 19	Stacey Christy	Cara Cunningham	Ester Talamazzi	Kaity Smith	Jaila Tolbert	Rhegan Mitchell	Carol Raffety
Virginia*	Nov. 22	Stacey Christy	Cara Cunningham	Ester Talamazzi	Kaity Smith	Jaila Tolbert	Rhegan Mitchell	Carol Raffety
Pitt*	Nov. 24	Stacey Christy	Cara Cunningham	Ester Talamazzi	Kaity Smith	Kelly Esch	Mandy Powers	Carol Raffety



### ACC RANKS

- Tech finished third in the league for opponent digs, owning a 12.86 average per set, which was its best spot in the ACC team statistics.
- Redshirt junior Rhegan Mitchell was sixth among all ACC players in total assists with 1,122.
- Junior Jaila Tolbert concluded seventh in the conference in hitting percentage (.331), however, she was ranked No. 1 among non-middle blockers.
- Libero Carol Raffety was eighth in the league with 440 digs, averaging 3.83 per set.

### SMITH EARNS PRESEASON AWARD

- Freshman Kaity Smith was included on PrepVolleyball.com's list of Top Impact Freshmen.
- The outside hitter out of Kentucky had a teammate as well who made the list, Keyton Kinley, who was a defensive specialist and libero for Tennessee.

### SMITH GETS MORE RECOGNITION

- Kaity Smith, who already received preseason recognition from PrepVolleyball.com (more on page 7), lived up to the hype opening weekend.
- She was named to the PrepVolleyball.com top-five impact freshman from Week 1, after her incredible weekend in Milwaukee.

### SISTER DUO

- The Mitchells played key roles for Tech this season with Rhegan being the Hokies' starting setter and Rhana held down the back-line defense.
- The redshirt junior and senior both have similar tastes in a few categories, as expected for the twins.
- Their favorite superhero is Spiderman, sport besides volleyball is basketball, TV show is Game of Thrones, midnight snack is chips, website is Amazon and place to shop is Target.

### AVCA ACADEMIC HONOR

- The American Volleyball Coaches Association announced that the Virginia Tech volleyball program earned Team Academic Honors for the 2016-17 season.
- The AVCA honored a record 822 teams this year from both the high school and college ranks.
- The award is given to teams that hold an average 3.30 cumulative team GPA during the academic year on a 4.0 scale or 4.10 on a 5.0 scale.
- The Hokies finished the academic year with a cumulative team grade point average of 3.31.
- A total of 145 Division I schools were honored and Tech is one of six ACC schools to make the list, joining Clemson, Louisville, NC State, Notre Dame and Virginia.

### TOLBERT REPS ACC

- Junior Jaila Tolbert was selected as the ACC's lone Student-Athlete Advisory Committee (SAAC) representative on the National Division I SAAC - Tech's first ever.
- She will vote on proposals regarding welfare for student-athletes - mental health, time demands and more.

### PRO CIRCUIT

- Announced on Aug. 24, alum Amanda McKinzie ('17) signed with VBC Val-de-Travers located in Couvet, Switzerland, to play professional volleyball.
- The outside hitter is the second pro to come out of Tech in the last two years. Kennedy Bryan ('16) plays in Palmi, Italy, for the club Golem Volley.
- McKinzie is just the latest as 12 former Tech volleyball student-athletes have played pro in the last decade.

## 2017 TEAM MATCH-BY-MATCH

Date	Opponent	sp	attack				set			serve				recept			blocking				bhe	points	score
			k	e	ta	pct	a	ta	pct	sa	se	ta	pct	re	ta	pct	dig	bs	ba	be			
Aug 25, 2017	vs Idaho State	5	75	19	143	.392	73	-	-	4	12	-	6	89	.933	58	1	4	2	3.0	1	-	3-2
Aug 25, 2017	vs South Dakota State	3	45	12	82	.402	40	-	-	9	10	-	2	46	.957	27	1	10	1	6.0	0	-	3-0
Aug 26, 2017	at Milwaukee	5	67	21	157	.293	64	-	-	6	10	-	6	96	.938	59	2	18	4	11.0	1	-	3-2
Sep 1, 2017	vs Ole Miss	5	46	25	146	.144	41	-	-	5	13	-	9	90	.900	57	3	16	2	11.0	0	-	2-3
Sep 1, 2017	at Arkansas State	4	52	26	149	.174	50	-	-	1	6	-	2	72	.972	72	5	4	1	7.0	2	-	3-1
Sep 2, 2017	vs SMU	3	50	17	119	.277	48	-	-	3	6	-	3	61	.951	47	3	8	0	7.0	2	-	3-0
Sep 8, 2017	at Marshall	3	38	14	95	.253	35	-	-	2	9	-	5	66	.924	39	1	6	0	4.0	1	-	0-3
Sep 9, 2017	vs Maryland	3	30	13	87	.195	28	-	-	2	2	-	4	63	.937	31	1	2	0	2.0	0	-	0-3
Sep 9, 2017	vs Toledo	4	53	14	115	.339	48	-	-	6	6	-	4	66	.939	62	1	10	1	6.0	0	-	3-1
Sep 15, 2017	RADFORD	3	23	24	104	-.010	21	-	-	5	3	-	6	64	.906	50	1	10	2	6.0	2	-	0-3
Sep 16, 2017	ETSU	3	27	23	111	.036	26	-	-	6	1	-	6	69	.913	49	0	6	0	3.0	2	-	0-3
Sep 22, 2017	at Miami	4	48	26	137	.161	45	-	-	4	11	-	8	87	.908	50	0	10	0	5.0	1	-	1-3
Sep 24, 2017	at Florida State	4	56	29	154	.175	54	-	-	3	5	-	7	92	.924	63	1	6	2	4.0	1	-	1-3
Sep 27, 2017	at Virginia	4	53	13	118	.339	51	-	-	7	9	-	3	66	.955	49	1	12	1	7.0	0	-	3-1
Oct 1, 2017	at Pitt	3	28	25	95	.032	27	-	-	3	3	-	6	67	.910	30	0	14	2	7.0	1	-	0-3
Oct 6, 2017	LOUISVILLE	4	54	30	148	.162	49	-	-	0	5	-	7	90	.922	57	0	2	0	1.0	0	-	1-3
Oct 8, 2017	NOTRE DAME	4	49	30	142	.134	48	-	-	7	7	-	7	91	.923	69	2	12	3	8.0	0	-	1-3
Oct 13, 2017	at North Carolina	4	53	28	135	.185	50	-	-	5	9	-	8	89	.910	50	0	8	0	4.0	0	-	1-3
Oct 15, 2017	at NC State	4	61	30	147	.211	58	-	-	2	7	-	0	95	1.000	50	1	12	1	7.0	0	-	1-3
Oct 20, 2017	WAKE FOREST	3	39	12	85	.318	35	-	-	8	6	-	2	54	.963	36	1	8	0	5.0	1	-	3-0
Oct 22, 2017	DUKE	5	69	27	167	.251	66	-	-	3	5	-	7	106	.934	67	1	12	2	7.0	4	-	2-3
Oct 27, 2017	at Syracuse	3	29	19	103	.097	28	-	-	1	1	-	3	66	.955	39	0	10	2	5.0	0	-	0-3
Oct 29, 2017	at Boston College	4	45	26	143	.133	42	-	-	1	8	-	8	84	.905	62	0	24	2	12.0	2	-	1-3
Nov 03, 2017	GEORGIA TECH	3	38	18	101	.198	36	-	-	3	6	-	6	69	.913	42	1	10	2	6.0	0	-	0-3
Nov 05, 2017	CLEMSON	4	50	20	110	.273	45	-	-	5	5	-	1	56	.982	47	1	12	0	7.0	0	-	3-1
Nov 10, 2017	at Notre Dame	3	29	23	101	.059	27	-	-	1	8	-	4	66	.939	46	0	14	0	7.0	0	-	0-3
Nov 12, 2017	at Louisville	3	36	17	104	.183	34	-	-	1	10	-	3	68	.956	32	1	14	1	8.0	1	-	0-3
Nov 17, 2017	FLORIDA STATE	4	58	28	153	.196	54	-	-	1	10	-	4	91	.956	55	0	16	0	8.0	0	-	1-3
Nov 19, 2017	MIAMI	3	34	16	88	.205	31	-	-	1	6	-	11	66	.833	38	0	4	1	2.0	1	-	0-3
Nov 22, 2017	VIRGINIA	5	63	23	153	.261	56	-	-	8	11	-	5	94	.947	61	3	22	2	14.0	1	-	3-2
Nov 24, 2017	PITT	3	42	19	111	.207	40	-	-	2	5	-	3	67	.955	51	3	6	3	6.0	1	-	0-3
Opponents		115	1440	667	3803	.203	1350	-	-	115	215	-	156	2346	.934	1545	35	322	37	196.0	25	-	-
		115	1487	568	3817	.241	1383	-	-	156	213	-	114	2202	.948	1479	54	423	37	265.5	33	-	-

Sets played: 115  
Kills per set: 12.52  
Assists per set: 11.74

Service aces per set: 1.00  
Digs per set: 13.43  
Blocks per set: 1.70

Ball handling errors per set: 0.22  
Reception errors per set: 1.36



**PROGRAM HISTORY**

First Year	1977
All-Time Record	726-643-3
Conference Champions	(1) 1972, Metro
Tournament Championships	None
NCAA Tournaments	(1) 2010
NIVC Tournaments (0) Steve Lowe Award	1982
Postseason Record	1-1
Best record	(1992) 26-11
Best in NCAAs	(2010) 1-1
Players signed pro	12 since 2006

**CASELL COLISEUM**

Capacity	9,567
Opened	1962
Renovation	2017
Tech Record	368-167 (.688)
Attendance High in 2017	2,361
Winning Seasons	20

**MILESTONES ACCOMPLISHED**

40 Aces	Cara Cunningham, 41
250 Blocks	Cara Cunningham, 269
650 Kills	Jaila Tolbert, 682
900 Digs	Carol Raffety, 921
2,500 Assists	Rhegan Mitchell, 2,608



Jaila Tolbert led the Hokies in two categories in '17, owning the most kills (318) & best hitting percentage (.331)

**2017 OPPONENT MATCH-BY-MATCH**

Date	Opponent	sp	attack				set			serve				recept			blocking				bhe	points	score
			k	e	ta	pct	a	ta	pct	sa	se	ta	pct	re	ta	pct	dig	bs	ba	be			
Aug 25, 2017	vs Idaho State	5	57	17	138	.290	55	-	-	6	10	-	4	95	.958	41	0	20	0	10.0	0	-	3-2
Aug 25, 2017	vs South Dakota State	3	22	14	69	.116	21	-	-	2	3	-	9	63	.857	21	1	8	0	5.0	4	-	3-0
Aug 26, 2017	at Milwaukee	5	64	23	157	.261	60	-	-	6	8	-	6	96	.938	65	1	12	1	7.0	1	-	3-2
Sep 1, 2017	vs Ole Miss	5	56	22	140	.243	54	-	-	9	10	-	5	69	.928	69	4	10	0	9.0	3	-	2-3
Sep 1, 2017	at Arkansas State	4	50	33	165	.103	47	-	-	2	6	-	1	81	.988	65	6	6	1	9.0	0	-	3-1
Sep 2, 2017	vs SMU	3	37	18	107	.178	36	-	-	3	2	-	3	65	.954	48	2	14	1	9.0	3	-	3-0
Sep 8, 2017	at Marshall	3	49	13	110	.327	43	-	-	5	11	-	1	62	.984	38	1	10	0	6.0	3	-	0-3
Sep 9, 2017	vs Maryland	3	52	10	98	.429	48	-	-	4	8	-	2	59	.966	36	4	6	1	7.0	0	-	0-3
Sep 9, 2017	vs Toledo	4	47	22	139	.180	42	-	-	4	14	-	6	88	.932	44	2	16	0	10.0	0	-	3-1
Sep 15, 2017	RADFORD	3	39	21	114	.158	37	-	-	6	9	-	5	58	.914	51	0	4	0	2.0	1	-	0-3
Sep 16, 2017	ETSU	3	40	15	111	.225	37	-	-	6	4	-	6	56	.893	52	2	12	1	8.0	2	-	0-3
Sep 22, 2017	at Miami	4	52	23	129	.225	52	-	-	8	10	-	4	76	.947	52	2	20	1	12.0	1	-	1-3
Sep 24, 2017	at Florida State	4	51	14	134	.276	49	-	-	7	5	-	3	75	.960	56	2	20	3	12.0	0	-	1-3
Sep 27, 2017	at Virginia	4	49	27	135	.163	46	-	-	3	11	-	7	90	.922	44	3	6	4	6.0	1	-	3-1
Oct 1, 2017	at Pitt	3	40	13	89	.303	37	-	-	6	6	-	3	51	.941	35	0	16	0	8.0	0	-	0-3
Oct 6, 2017	LOUISVILLE	4	49	19	136	.221	46	-	-	7	3	-	0	74	1.000	58	1	28	1	15.0	2	-	1-3
Oct 8, 2017	NOTRE DAME	4	50	22	152	.184	45	-	-	7	4	-	7	78	.910	57	0	23	2	11.5	0	-	1-3
Oct 13, 2017	at North Carolina	4	52	15	121	.306	44	-	-	8	7	-	5	74	.932	46	1	15	2	8.5	1	-	1-3
Oct 15, 2017	at NC State	4	62	17	136	.331	59	-	-	0	3	-	2	77	.974	49	4	20	3	14.0	0	-	1-3
Oct 20, 2017	WAKE FOREST	3	39	14	93	.269	35	-	-	2	9	-	8	67	.881	29	0	10	0	5.0	2	-	3-0
Oct 22, 2017	DUKE	5	68	25	169	.254	62	-	-	7	6	-	3	100	.970	57	1	20	0	11.0	1	-	2-3
Oct 27, 2017	at Syracuse	3	50	10	103	.388	45	-	-	3	8	-	1	50	.980	48	1	14	3	8.0	0	-	0-3
Oct 29, 2017	at Boston College	4	48	24	144	.167	46	-	-	8	8	-	1	74	.986	65	2	16	3	10.0	1	-	1-3
Nov 03, 2017	GEORGIA TECH	3	43	18	107	.234	42	-	-	6	4	-	3	59	.949	44	2	6	0	5.0	0	-	0-3
Nov 05, 2017	CLEMSON	4	34	22	111	.108	33	-	-	1	6	-	5	83	.940	32	0	13	2	6.5	2	-	3-1
Nov 10, 2017	at Notre Dame	3	38	12	106	.245	35	-	-	4	7	-	1	43	.977	44	3	18	1	12.0	0	-	0-3
Nov 12, 2017	at Louisville	3	47	15	100	.320	41	-	-	3	7	-	1	52	.981	44	2	8	0	6.0	0	-	0-3
Nov 17, 2017	FLORIDA STATE	4	52	15	133	.278	50	-	-	4	3	-	1	75	.987	55	0	22	1	11.0	4	-	1-3
Nov 19, 2017	MIAMI	3	40	13	93	.290	36	-	-	11	6	-	1	52	.981	31	1	6	0	4.0	0	-	0-3
Nov 22, 2017	VIRGINIA	5	60	25	152	.230	53	-	-	5	6	-	8	92	.913	58	4	8	5	8.0	0	-	3-2
Nov 24, 2017	PITT	3	50	17	126	.262	47	-	-	3	9	-	2	68	.971	45	2	16	1	10.0	1	-	0-3
		115	1487	568	3817	.241	1383	-	-	156	213	-	114	2202	.948	1479	54	423	37	265.5	33	-	-
Virginia Tech		115	1440	667	3803	.203	1350	-	-	115	215	-	156	2346	.934	1545	35	322	37	196.0	25	-	-

Sets played: 115  
 Kills per set: 12.93  
 Assists per set: 12.03

Service aces per set: 1.36  
 Digs per set: 12.86  
 Blocks per set: 2.31

Ball handling errors per set: 0.29  
 Reception errors per set: 0.99







## Jill LYTLE WILSON

- First season at Virginia Tech
- 15th as a coach in Division I
- Produced 15 All-SEC players and '02 ACC Player of the Year
- Averaged 20-plus wins per year at LSU (10 years)

### The Wilson File

#### PERSONAL

BORN: May 6, 1979

HOMETOWN: Richmond, Texas

FAMILY: Husband, Jared

COACHING RECORD AT VIRGINIA TECH: 10-21 (1st year)

CAREER HEAD COACHING RECORD: 10-21 (.323)

#### EDUCATION

LSU - Bachelor of Science - Business Admin., 2001

JOINED TECH STAFF: Jan. 12, 2017

YEARS OF COLLEGIATE HEAD COACHING: 0

YEARS OF COLLEGIATE COACHING: 15

#### COACHING HISTORY

2017- Virginia Tech (Head Coach)

2013-16 LSU (Associate Head Coach)

2007-12 LSU (Assistant Coach)

2006-07 Wake Forest (Assistant Coach)

2002-04 North Carolina (Assistant Coach)

2001-02 Tennessee-Martin (Graduate Assistant)

#### PLAYING HISTORY

1997-00 LSU (outside hitter)

4-year letterwinner and starter

Ranked 6th in the SEC with 23 service aces senior year

Appeared in the 2000 SEC Tournament finals

#### POSTSEASON EXPERIENCE

LSU 2014 (First Round - Eugene, Ore.)

Defeated Oklahoma, Loss to Oregon

2013 (First Round - Seattle, Wash.)

Defeated Michigan, Loss to Washington

2010 (First Round - Norman, Okla.)

Loss to Tulsa

2009 (First Round - Baton Rouge, La.)

Defeated Tulane, Loss to Texas A&M

2008 (First Round - Los Angeles, Calif.)

Loss to UCLA

2007 (First Round - Austin, Texas)

Defeated New Mexico State, Loss to Texas

UNC 2002 (Regionals - Lincoln, Neb.)

Defeated Winthrop, South Carolina at home

Loss to Hawai'i

Jill Lytle Wilson was named the head coach of the Virginia Tech volleyball program on Jan. 12, 2017.

In her first season as the head coach of the Hokies in 2017, Wilson guided Jaila Tolbert to second-team All-ACC after she owned the highest hitting percentage in the conference for non-middle blockers. Tolbert, a right-side hitter, hit more than .300 in 20 matches and earned Virginia Sports Information Directors (VaSID) all-state honors.

Wilson also was key in the development of Kaity Smith, who was named to the ACC All-Freshman Team, as well as the VaSID Freshman of the Year. Smith started the season breaking a school record, putting down 30 kills in her debut – a program first.

Picking up two wins over Virginia in her first season, Wilson contributed to a full point in the Virginia529 Commonwealth Clash. Wilson led Tech to two non-conference tournament titles her opening season, winning the Pepsi Panther Invitational and A-State Invitational. At the A-State Invitational, the Hokies took down Arkansas State and SMU, two teams that won 20-plus matches and earned a bid to the National Invitational Volleyball Championship (NIVC).

Wilson joins the Hokies after an extremely successful run on the bench in LSU where, as the recruiting coordinator, she signed five top-30 recruiting classes according to PrepVolleyball.com. She also helped lead the Tigers to six NCAA Tournament appearances and the 2009 SEC Championship, as well as 25-win seasons in 2007, 2009 and 2010. The Tigers averaged over 20 wins per season during her time on the LSU staff.

"We are excited to welcome Jill and her husband, Jared, to Virginia Tech," Virginia Tech Director of Athletics Whit Babcock said after the announcement of her hiring. "Jill served as an integral component of an LSU program that became a perennial NCAA tournament team during her tenure in the highly-competitive Southeastern Conference. We heard from some of the most respected coaches in the country about Jill's many talents, and their sentiments were very consistent that the school that recruited her away from her alma mater was going to be fortunate to have Jill lead their volleyball program."

Along with her reputation as a staunch recruiter, Lytle Wilson helped produce 15 All-SEC selections, four American Volleyball Coaches Association All-South Region

First Team picks and an AVCA First Team All-American and SEC Player of the Year in middle blocker Brittnee Cooper.

No stranger to the ACC, Wilson was an assistant at North Carolina from 2002-04 before serving as the top assistant at Wake Forest in 2006. She coached two All-Americans, an ACC Player of the Year and helped lead the Tar Heels to the 2002 regular season ACC Championship and an NCAA Sweet Sixteen appearance. With the Demon Deacons, Wilson trained outside and right side hitters along with assisting in recruiting prospective student-athletes and organizing all team travel.

Lytle Wilson broke into coaching in 2001 as a graduate assistant coach at Tennessee-Martin. The Skyhawks finished the campaign with a 24-7 record and won the Ohio Valley Conference regular season championship.

A four-year starter at outside hitter at LSU from 1997-2000, Wilson ranked sixth in the SEC with 23 service aces during her senior campaign that also saw the Tigers appear in the 2000 SEC Tournament finals.

Lytle Wilson exemplified the Virginia Tech spirit of Ut Prosim while she was a student-athlete. She was the Tigers' representative on the women's at-large SEC Good Works Team in 1999-00 and she was named the LSU Student-Athlete Volunteer of the Year in 2000.

The Richmond, Texas, native graduated from LSU with a B.S. in business administration with concentration in pre-law. While at UT-Martin, Wilson pursued graduate studies in health and human performance.











**STACEY CHRISTY**

r-Senior | 6-2  
Middle Blocker | Hagerstown, Md.

High School/Club Team  
Williamsport | Synergy

Masters: Agricultural, Life Sciences

6

**Pepsi Panther Invitational All-Tournament Team**

**AT THE NET**

- Played in 29 matches with 28 starts
- Kicked the year off with 11 kills versus Idaho State
- In the final match of the tournament against Milwaukee, topped her 11 kills with posting 13 for a new career best
- Tallied a career-high four digs in the win over SMU
- Hit over .500 for the second time this season, registering an even .500 against Maryland with seven kills
- Logged four blocks versus Notre Dame, which were all in the second set alone - her highest total in a set this season
- Tied a season-high 13 kills against Duke, hitting .545
- Posted nine kills and her second-highest hitting percentage in ACC play (.467) against Clemson
- Has had three blocks or more her last four matches

**SEASON HIGH**

Kills.....13 (2x)  
Hitting percentage......556 vs. Idaho State (8/25/17)  
Assists.....2 at North Carolina (10/13/17)  
Aces.....2 (2x)  
Digs.....4 (2x)  
Blocks.....6 at Milwaukee (8/25/17)

**CAREER HIGH**

Kills.....13 (2x)  
Hitting percentage......571 vs. Alabama (9/1/16)  
Assists.....4 vs. Notre Dame (10/23/16)  
Aces.....2 (2x)  
Digs.....4 (2x)  
Blocks.....6 at Milwaukee (8/25/17)

**2017 MATCH-BY-MATCH STATS**

Date	Opponent	sg	k	e	ts	pcr	a	ts	pcr	sa	se	ts	pcr	re	ts	pcr	dig	bs	bs	lbe	total	bhe	points	hlt%	score	
Aug 25, 2017	vs Idaho State	-3	11	1	18	.566	0	-	-	2	2	-	-	0	0	.000	2	1	0	1	10	0	-	.392	3-2	
Aug 25, 2017	vs South Dakota State	-3	15	1	11	.364	0	-	-	0	0	-	-	0	0	.000	0	2	1	2	20	0	-	.402	3-0	
Aug 26, 2017	at Milwaukee	-3	13	3	23	.431	0	-	-	0	0	-	-	0	1	1.000	0	2	4	0	60	0	-	.293	3-2	
Sep 1, 2017	vs Ole Miss	-3	8	5	19	.158	0	-	-	0	0	-	-	0	0	.000	1	1	1	1	20	0	-	.144	2-3	
Sep 1, 2017	at Arkansas State	-3	5	2	14	.214	0	-	-	0	1	-	-	0	0	.000	2	0	0	0	0	0	0	-	.174	3-1
Sep 2, 2017	vs SMU	-3	3	1	9	.222	0	-	-	0	1	-	-	0	0	.000	4	1	1	2	0	1	-	.277	3-0	
Sep 8, 2017	at Marshall	-3	2	1	5	.200	0	-	-	0	0	-	-	0	1	1.000	0	0	0	0	0	0	-	.253	0-3	
Sep 9, 2017	vs Maryland	-3	7	1	12	.500	0	-	-	1	0	-	-	0	0	.000	0	1	0	1	10	0	-	.195	0-3	
Sep 9, 2017	vs Toledo	-3	4	2	10	.300	0	-	-	1	1	-	-	0	0	.000	4	1	3	1	40	0	-	.339	3-1	
Sep 15, 2017	RADFORD	-3	4	4	14	.000	0	-	-	2	2	-	-	0	0	.000	1	1	3	0	40	0	-	.010	0-3	
Sep 16, 2017	ETSU	-3	3	2	11	.091	0	-	-	0	1	-	-	0	0	.000	1	0	0	0	0	0	0	-	.036	0-3
Sep 22, 2017	at Miami	-3	5	1	13	.308	1	-	-	1	0	-	-	0	0	.000	2	0	2	0	20	0	-	.161	1-3	
Sep 24, 2017	at Florida State	-4	9	2	17	.412	1	-	-	0	1	-	-	0	0	.000	2	0	3	0	30	0	-	.175	1-3	
Sep 27, 2017	at Virginia	-4	6	1	13	.385	1	-	-	0	1	-	-	0	2	1.000	1	0	2	0	20	0	-	.339	3-1	
Oct 1, 2017	at Pitt	-4	1	0	8	.125	0	-	-	0	1	-	-	0	0	.000	1	0	5	0	50	0	-	.032	0-3	
Oct 6, 2017	LOUISVILLE	-4	8	1	16	.438	0	-	-	0	0	-	-	0	1	1.000	2	0	1	0	10	0	-	.162	1-3	
Oct 8, 2017	NOTRE DAME	-4	3	2	9	.111	0	-	-	0	0	-	-	0	1	1.000	3	0	4	0	40	0	-	.134	1-3	
Oct 13, 2017	at North Carolina	-4	7	3	12	.333	2	-	-	0	0	-	-	0	0	.000	0	0	0	0	0	0	0	-	.189	1-3
Oct 15, 2017	at NC State	-4	9	3	22	.273	1	-	-	0	1	-	-	0	0	.000	0	0	3	0	30	0	-	.211	1-3	
Oct 20, 2017	WAKE FOREST	-3	4	2	11	.162	0	-	-	1	0	-	-	0	0	.000	0	2	0	2	0	0	0	-	.319	3-0
Oct 22, 2017	DUKE	-3	13	1	22	.545	0	-	-	0	1	-	-	0	1	1.000	1	0	4	0	40	0	-	.251	3-3	
Nov 03, 2017	GEORGIA TECH	-3	4	2	9	.222	0	-	-	0	0	-	-	0	0	.000	1	0	3	0	30	0	-	.198	0-3	
Nov 05, 2017	CLEMSON	-4	9	2	15	.467	0	-	-	0	0	-	-	0	0	.000	0	1	3	0	40	0	-	.273	3-1	
Nov 10, 2017	at Notre Dame	-3	4	2	9	.222	0	-	-	0	0	-	-	0	0	.000	0	0	3	0	30	0	-	.099	0-3	
Nov 12, 2017	at Louisville	-3	2	2	12	.000	0	-	-	0	0	-	-	0	0	.000	0	0	4	0	40	0	-	.183	0-3	
Nov 17, 2017	FLORIDA STATE	-3	1	2	10	.100	0	-	-	0	1	-	-	0	0	.000	1	0	3	0	30	0	-	.196	1-3	
Nov 19, 2017	MIAMI	-3	1	2	5	.200	0	-	-	0	1	-	-	0	0	.000	0	1	0	1	10	0	-	.205	0-3	
Nov 22, 2017	VIRGINIA	-3	5	1	8	.500	0	-	-	0	0	-	-	0	0	.000	0	0	3	0	30	0	-	.261	3-2	
Nov 24, 2017	PITT	-3	4	1	13	.273	1	-	-	0	0	-	-	0	0	.000	0	0	1	0	10	0	-	.207	0-3	
			104	160	53	369	.291	8	-	8	14	-	-	0	8	1.000	23	9	32	3	700	1	-			

Sets played: 104  
Kills per set: 1.54  
Service aces per set: 0.08  
Digs per set: 0.78



**BRIANA LANKTREE**

Senior | 5-11  
Outside Hitter | Redondo Beach, Calif.

High School/Club Team  
Redondo Union | Club Troy

Major: Human Development

7

**AT THE NET**

- Logged four starts and saw time in 15 matches in 2016
- Set a career-high eight kills in a 3-0 win at Wake Forest (10/7)
- Hit .313 (7-2-16) with five blocks, a career-high, against Ole Miss (9/9)
- Posted seven kills, a block and an ace in the Hokies' 3-1 victory over Radford (9/16)
- Turned in four kills and a solo block against UMBC (8/27).

**SEASON HIGH**

Kills.....  
Hitting percentage.....  
Assists.....  
Aces.....  
Digs.....  
Blocks.....

**CAREER HIGH**

Kills.....8 at Wake Forest (10/7/16)  
Hitting percentage......667 vs. UMBC (8/27/16)  
Assists.....1 vs. Radford (9/16/16)  
Aces.....1 at Florida State (10/14/16)  
Digs.....3 at Wake Forest (10/7/16)  
Blocks.....5 vs. Ole Miss (9/9/16)

**2017 MATCH-BY-MATCH STATS**





### ALEX TOBEN

Junior | 5-8  
DS | Virginia Beach, Va.

High School/Club Team  
Princess Anne | Coastal VA

Major: Human Development

8

#### AT THE NET

- Played in 16 matches with two starts
- Posted four digs in the win over Idaho State
- Tallied three digs against Milwaukee
- Scooped up a dig in Tech's win over Toledo
- Registered a season-high eight digs in match against Radford
- Logged five kills in match against Florida State
- Had four digs against Syracuse and her first assist since opening weekend
- Registered six starts in the back row in 2016
- Tied a season-high eight digs in match against Notre Dame
- Appeared in 16 matches and 47 sets
- Set new career highs with 75 digs and six starts
- Tallied a career-high 10 digs with two assists at Florida State (10/14)
- Racked up nine digs at Duke (10/9)
- First career kill came in a 3-0 win against Virginia (9/30)
- Had an assist and five digs in a sweep of Clemson (9/23)

#### SEASON HIGH

Kills .....  
Hitting percentage.....  
Assists..... 1 (2x)  
Aces..... 1 at Virginia (9/27/17)  
Digs ..... 8 (2x)  
Blocks.....

#### CAREER HIGH

Kills ..... 1 vs. Virginia (9/30/16)  
Hitting percentage..... 1.00 vs. Virginia (9/30/16)  
Assists..... 2 vs. Georgia Tech (9/25/16)  
Aces ..... 1 vs. Chattanooga (9/19/15)  
Digs ..... 10 at Florida State (10/14/16)  
Blocks.....

#### 2017 MATCH-BY-MATCH STATS

Date	Opponent	sp	k	e	ta	ptc	sa	se	ta	ptc	sa	se	ta	ptc	re	ta	ptc	di	bs	ba	be	total	bhe	points	hlt%	score	
Aug 25, 2017	vs Idaho State	4	0	0	0	.000	1	-	-	0	3	-	-	-	0	9	1,000	4	0	0	0	0	0	0	-	392	3-2
Aug 25, 2017	vs South Dakota State	2	0	0	0	.000	0	-	-	0	0	-	-	-	1	11	909	3	0	0	0	0	0	0	-	402	3-0
Aug 26, 2017	at Milwaukee	*2	0	0	0	.000	0	-	-	0	0	-	-	-	0	4	1,000	3	0	0	0	0	0	0	-	293	3-2
Sep 1, 2017	vs Ole Miss	1	0	0	0	.000	0	-	-	0	0	-	-	-	0	0	0	0	0	0	0	0	0	0	-	144	2-3
Sep 9, 2017	vs Toledo	3	0	0	0	.000	0	-	-	0	0	-	-	-	0	1	1,000	1	0	0	0	0	0	0	-	339	3-1
Sep 15, 2017	RADFORD	3	0	0	0	.000	0	-	-	0	0	-	-	-	1	13	823	8	0	0	0	0	0	0	-	010	0-3
Sep 24, 2017	at Florida State	2	0	0	0	.000	0	-	-	0	0	-	-	-	1	5	900	5	0	0	0	0	0	0	-	175	1-3
Sep 27, 2017	at Virginia	1	0	0	0	.000	0	-	-	1	0	-	-	-	0	0	0	0	0	0	0	0	0	0	-	339	3-1
Oct 1, 2017	at Pitt	1	0	0	0	.000	0	-	-	0	0	-	-	-	0	1	1,000	0	0	0	0	0	0	0	-	032	0-3
Oct 8, 2017	NOTRE DAME	2	0	0	0	.000	0	-	-	0	1	-	-	-	0	10	1,000	8	0	0	0	0	0	0	-	134	1-3
Oct 15, 2017	at NC State	1	0	0	0	.000	0	-	-	0	0	-	-	-	0	0	0	0	0	0	0	0	0	0	-	211	1-3
Oct 22, 2017	DUKE	2	0	0	0	.000	0	-	-	0	0	-	-	-	0	1	1,000	0	0	0	0	0	0	0	-	251	2-3
Oct 27, 2017	at Syracuse	3	0	1	1	-1.000	1	-	-	0	0	-	-	-	0	5	1,000	4	0	0	0	0	0	0	-	007	0-3
Oct 29, 2017	at Boston College	1	0	0	0	.000	0	-	-	0	0	-	-	-	0	2	1,000	0	0	0	0	0	0	0	-	133	1-3
Nov 03, 2017	GEORGIA TECH	*3	0	0	0	.000	0	-	-	0	1	-	-	-	1	6	833	1	0	0	0	0	0	0	-	198	0-3
Nov 10, 2017	at Notre Dame	3	0	0	0	.000	0	-	-	0	0	-	-	-	2	6	867	1	0	0	0	0	0	0	-	059	0-3
Totals		34	0	0	1	-1.000	2	-	-	1	5	-	-	-	6	74	910	33	0	0	0	0	0	0	-		

Sets played: 34  
Kills per set: 0.00  
Assists per set: 0.06

Service aces per set: 0.03  
Digs per set: 1.03  
Blocks per set: 0.00



### RHEGAN MITCHELL

r-Junior | 5-8  
Setter | Peachtree City, Ga.

High School/Club Team  
McIntosh | Tsunami

Major: Human Nutrition, Exercise  
(like Ronald Reagan)

9

- Pepsi Panther Invitational MVP
- Pepsi Panther Invitational All-Tournament Team
- A-State Invitational All-Tournament Team

#### AT THE NET

- Played in all 31 matches, with 29 starts
- Set a career-high 65 assists in the opener against Idaho State
- The mark's tied for 10th in the land for most assists in a match
- Tallied 56 assists and the second-most digs (14) of her career to lead the Hokies over Milwaukee, winning the tourney title
- Dished out 43 assists in the win over SMU, which at the time was tied for the eighth-most in the country in three sets
- Against Florida State, racked up 44 assists and 12 digs
- Had 55 assists, the third-most of the season, against Duke
- Cracked the 1,000 assist-mark this season against FSU
- 2016 All-ACC Academic Team

#### SEASON HIGH

Kills ..... 6 Miami (11/19/17)  
Hitting percentage..... 1.00 vs. Idaho State (8/25/17)  
Assists..... 65 vs. Idaho State (8/25/17)  
Aces ..... 2 Wake Forest (10/20/17)  
Digs ..... 14 (2x)  
Blocks..... 3 (4x)

#### CAREER HIGH

Kills ..... 6 Miami (11/19/17)  
Hitting percentage..... 1.00 vs. Idaho State (8/25/17)  
Assists..... 65 vs. Idaho State (8/25/17)  
Aces ..... 2 at Wake Forest (10/23/15)  
Digs ..... 15 vs. Clemson (10/16/15)  
Blocks ..... 5 vs. Alabama (9/1/16)

#### 2017 MATCH-BY-MATCH STATS

Date	Opponent	sp	k	e	ta	ptc	sa	se	ta	ptc	sa	se	ta	ptc	re	ta	ptc	di	bs	ba	be	total	bhe	points	hlt%	score		
Aug 25, 2017	vs Idaho State	*3	0	0	3	1.000	65	-	-	0	0	-	-	-	0	0	0	0	0	0	0	0	0	0	0	-	402	3-0
Aug 26, 2017	vs South Dakota State	*3	2	1	7	1.43	31	-	-	1	0	-	-	-	0	0	0	0	0	0	0	0	0	0	0	-	293	3-2
Aug 26, 2017	at Milwaukee	*5	3	1	6	333	56	-	-	0	0	-	-	-	0	0	0	0	0	0	0	0	0	0	0	-	144	2-3
Sep 1, 2017	vs Ole Miss	*5	0	0	3	0.000	39	-	-	0	2	-	-	-	0	0	0	0	0	0	0	0	0	0	0	-	339	3-1
Sep 1, 2017	at Arkansas State	*4	3	4	9	111	40	-	-	0	1	-	-	-	0	0	0	0	0	0	0	0	0	0	0	-	175	1-3
Sep 2, 2017	vs SMU	*3	3	1	8	250	43	-	-	1	1	-	-	-	0	0	0	0	0	0	0	0	0	0	0	-	277	3-0
Sep 8, 2017	at Marshall	*3	1	0	4	250	31	-	-	1	2	-	-	-	1	1	0	0	0	0	0	0	0	0	0	-	253	0-3
Sep 9, 2017	vs Maryland	*3	0	0	3	250	14	-	-	0	0	-	-	-	0	0	0	0	0	0	0	0	0	0	0	-	195	0-3
Sep 15, 2017	RADFORD	*3	1	0	7	143	19	-	-	1	0	-	-	-	0	0	0	0	0	0	0	0	0	0	0	-	010	0-3
Sep 15, 2017	vs Wake Forest	*3	0	1	2	500	19	-	-	2	0	-	-	-	0	0	0	0	0	0	0	0	0	0	0	-	036	0-3
Sep 22, 2017	at Miami	*4	0	3	7	429	41	-	-	0	1	-	-	-	0	0	0	0	0	0	0	0	0	0	0	-	161	1-3
Sep 24, 2017	at Florida State	*4	4	2	11	182	44	-	-	0	0	-	-	-	0	0	0	0	0	0	0	0	0	0	0	-	175	1-3
Sep 27, 2017	at Virginia	*4	4	1	12	250	42	-	-	1	1	-	-	-	0	0	0	0	0	0	0	0	0	0	0	-	339	3-1
Oct 1, 2017	at Pitt	*3	1	1	8	000	22	-	-	0	0	-	-	-	0	0	0	0	0	0	0	0	0	0	0	-	032	0-3
Oct 6, 2017	LOUISVILLE	*4	0	1	4	250	46	-	-	0	0	-	-	-	0	0	0	0	0	0	0	0	0	0	0	-	162	1-3
Oct 8, 2017	NOTRE DAME	*4	1	0	4	250	41	-	-	0	1	-	-	-	0	1	0	0	0	0	0	0	0	0	0	-	134	1-3
Oct 13, 2017	at North Carolina	*4	2	1	9	111	43	-	-	1	0	-	-	-	0	0	0	0	0	0	0	0	0	0	0	-	185	1-3
Oct 15, 2017	at NC State	*4	5	1	7	571	48	-	-	0	0	-	-	-	0	0	0	0	0	0	0	0	0	0	0	-	211	1-3
Oct 20, 2017	WAKE FOREST	*3	1	1	4	000	28	-	-	2	0	-	-	-	0	0	0	0	0	0	0	0	0	0	0	-	318	3-0
Oct 22, 2017	DUKE	*5	5	1	12	333	55	-	-	0	0	-	-	-	0	0	0	0	0	0	0	0	0	0	0	-	251	2-3
Oct 27, 2017	at Syracuse	*3	3	0	8	375	24	-	-	1	0	-	-	-	0	0	0	0	0	0	0	0	0	0	0	-	097	0-3
Oct 29, 2017	at Boston College	*4	3	0	10	350	32	-	-	1	2	-	-	-	0	0	0	0	0	0	0	0	0	0	0	-	133	1-3
Nov 03, 2017	GEORGIA TECH	*4	4	1	7	429	30	-	-	0	0	-	-	-	0	0	0	0	0	0	0	0	0	0	0	-	198	0-3
Nov 05, 2017	CLEMSON	*4	2	0	7	286	34	-	-	0	0	-	-	-	0	0	0	0	0	0	0	0	0	0	0	-	273	3-1
Nov 10, 2017	at Notre Dame	*3	0	0	5	000	24	-	-	0	0	-	-	-	0	0	0	0	0	0	0	0	0	0	0	-	059	0-3
Nov 12, 2017	at Louisville	*3	2	1	9	111	30	-	-	0	0	-	-	-	0	0	0	0	0	0	0	0	0	0	0	-	183	0-3
Nov 17, 2017	FLORIDA STATE	*4	6	0	10	600	45	-	-	0	0	-	-	-	0	0	0	0										





**KYLIE THOMAS**

Freshman | 5-7  
DS | Sterling, Va.

High School/Club Team  
Dulles | Potomac Falls

Major: National Security, Foreign Affairs

10



**MANDY POWERS**

Senior | 5-11  
Setter | Leesburg, Va.

High School/Club Team  
Loudoun County | Metro American

Major: Biology

11

**AT THE NET**

- Played in 20 matches, drawing one start
- Debut at the college level came against Ole Miss, where she tallied a service ace and one dig
- Followed it up with her best match of the season, posting a career-high 13 digs and two assists versus Arkansas State
- Tallied eight digs, one ace and an assist against SMU
- Was steady at the Thunder Invite, scooping up six or more digs in the three matches at the tournament
- Tacked on eight digs and two aces in the home opener versus Radford
- Recorded six digs and a service ace versus Virginia
- Logged five digs and a service ace against Miami
- Turned in four digs against Louisville
- Four-year letterwinner at Potomac Falls HS
- Three-time all-state
- Three-time all-conference
- Two-time MVP of the Capitol Hill Classic
- Two-time Player of the Year runner-up
- Holds the school record for career kills and kills in a season

**CAREER/SEASON HIGH**

Kills .....  
Hitting percentage.....  
Assists.....2 (2x)  
Aces.....2 vs. Radford (9/15)  
Digs.....13 at Arkansas State (9/1/17)  
Blocks.....

**2017 MATCH-BY-MATCH STATS**

Date	Opponent	sp	k	e	ta	prct	a	ta	prct	sa	se	ta	prct	re	ta	prct	dis	bl	ba	bb	total	bbs	points	team rank	score
Sep 1, 2017	vs Ole Miss	2	0	0	0.000	0	-	1	0	-	0	0	0.000	1	0	0	0	0	0	0	0	0	-	144	2-3
Sep 1, 2017	at Arkansas State	4	0	0	0.000	2	-	0	0	-	0	0	0.000	13	0	0	0	0	0	0	0	0	-	174	3-1
Sep 2, 2017	vs SMU	3	0	0	0.000	1	-	1	0	-	0	0	0.000	8	0	0	0	0	0	0	0	0	-	277	3-0
Sep 8, 2017	at Marshall	3	0	0	0.000	0	-	0	0	-	0	0	0.000	7	1	0.000	6	0	0	0	0	0	-	253	0-3
Sep 9, 2017	vs Maryland	3	0	0	0.000	0	-	0	0	-	0	0	0.000	19	1	0.000	6	0	0	0	0	0	-	195	0-3
Sep 9, 2017	vs Toledo	4	0	0	0.000	0	-	0	0	-	0	0	0.000	12	1	0.000	7	0	0	0	0	0	-	339	3-1
Sep 15, 2017	RADFORD	3	0	0	0.000	0	-	2	0	-	1	8	875	8	0	0	0	0	0	0	0	0	-	310	0-3
Sep 16, 2017	ETSU	3	0	0	0.000	1	-	1	0	-	1	8	875	6	0	0	0	0	0	0	0	0	-	036	0-3
Sep 22, 2017	at Miami	4	0	0	0.000	0	-	1	1	-	1	12	917	4	0	0	0	0	0	0	0	0	-	161	1-3
Sep 24, 2017	at Florida State	3	0	0	0.000	2	-	1	0	-	1	10	988	5	0	0	0	0	0	0	0	0	-	175	1-3
Sep 27, 2017	at Virginia	4	0	0	0.000	0	-	1	2	-	0	10	1,000	6	0	0	0	0	0	0	0	0	-	339	3-1
Oct 6, 2017	LOUISVILLE	4	0	0	0.000	0	-	0	0	-	0	20	1,000	4	0	0	0	0	0	0	0	0	-	162	1-3
Oct 8, 2017	NOTRE DAME	4	0	0	0.000	0	-	0	0	-	1	5	369	1	0	0	0	0	0	0	0	0	-	154	1-3
Oct 15, 2017	at NC State	1	0	0	0.000	0	-	0	1	-	0	4	1,000	1	0	0	0	0	0	0	0	0	-	211	1-3
Oct 20, 2017	WAKE FOREST	1	0	0	0.000	0	-	0	0	-	0	0	1,000	1	0	0	0	0	0	0	0	0	-	318	3-0
Nov 03, 2017	GEORGIA TECH	1	0	0	0.000	0	-	0	1	-	0	0	0.000	0	0	0	0	0	0	0	0	0	-	198	0-3
Nov 17, 2017	FLORIDA STATE	3	0	0	0.000	0	-	0	0	-	0	0	0.000	0	0	0	0	0	0	0	0	0	-	196	1-3
Nov 19, 2017	MIAMI	1	0	0	0.000	0	-	0	0	-	0	0	0.000	0	0	0	0	0	0	0	0	0	-	205	0-3
Nov 22, 2017	VIRGINIA	4	0	0	0.000	0	-	0	0	-	0	0	0.000	1	0	0	0	0	0	0	0	0	-	261	3-1
Nov 24, 2017	PIIT	1	0	0	0.000	0	-	0	0	-	0	0	0.000	0	0	0	0	0	0	0	0	0	-	207	0-3
Totals		53	0	0	0.000	6	-	8	5	-	5	115	957	78	0	0	0	0	0	0	0	0	-		

Sets played: 53  
Assists per set: 0.11  
Service aces per set: 0.15  
Digs per set: 1.47  
Blocks per set: 0.00

**AT THE NET**

- Played in 10 matches, drawing two starts
- Tallied seven assists and one dig in the win over South Dakota State
- Dished out nine assists and had three digs against Maryland
- Posted a season-high 15 assists in Tech's win over Toledo
- Registered six assists and four digs against ETSU
- Dished out two assists versus Clemson
- Started in 16 of 17 matches she played in last fall
- Ranked second on the team with 529 assists and 8.40 assists per set
- Career-high 48 assists came at Florida State (10/14)
- Hit .375 (4-1-8) with 32 assists, six digs and a career-best three service aces in a sweep of Clemson (9/23)
- Posted 43 assists, nine digs and four blocks vs. UNC (10/28)
- Transferred into Tech in 2016 from UNC-Asheville

**SEASON HIGH**

Kills .....1 (2x)  
Hitting percentage.....1.000 vs. Toledo (9/9/17)  
Assists.....15 vs. Toledo (9/9/17)  
Aces.....  
Digs.....4 (2x)  
Blocks.....1 at Marshall (9/8/17)

**CAREER HIGH**

Kills .....5 (3x)  
Hitting percentage.....1.000 vs. Toledo (9/9/17)  
Assists.....48 at Florida State (10/14/16)  
Aces.....3 vs. Clemson (9/23/16)  
Digs.....12 vs. Radford (9/16/16)  
Blocks.....4 vs. No. 8 North Carolina (10/28/16)

**2017 MATCH-BY-MATCH STATS**

Date	Opponent	sp	k	e	ta	prct	a	ta	prct	sa	se	ta	prct	re	ta	prct	dis	bl	ba	bb	total	bbs	points	team rank	score
Aug 25, 2017	vs South Dakota State	2	0	0	0.000	7	-	0	0	-	0	0	0.000	1	0	0	0	0	0	0	0	0	-	402	3-0
Sep 8, 2017	at Marshall	1	0	0	0.000	2	-	0	0	-	0	0	0.000	1	0	0	1	0	1	0	0	0	-	253	0-3
Sep 9, 2017	vs Maryland	1	1	1	3.000	9	-	0	1	-	0	0	0.000	3	0	0	0	0	0	0	0	0	-	196	0-3
Sep 9, 2017	vs Toledo	2	1	0	1.000	15	-	0	0	-	0	0	1.000	4	0	0	0	0	0	0	0	0	-	339	3-1
Sep 16, 2017	ETSU	2	0	1	2.500	6	-	0	0	-	0	0	0.000	4	0	0	0	0	0	0	0	0	-	036	0-3
Oct 29, 2017	at Boston College	1	0	0	0.000	0	-	0	0	-	0	0	0.000	0	0	0	0	0	0	0	0	0	-	133	1-3
Nov 03, 2017	GEORGIA TECH	1	0	0	0.000	0	-	0	0	-	0	0	0.000	0	0	0	0	0	0	0	0	0	-	198	0-3
Nov 05, 2017	CLEMSON	1	0	0	0.000	2	-	0	0	-	0	0	0.000	1	0	0	0	0	0	0	0	0	-	273	3-1
Nov 10, 2017	at Notre Dame	2	0	0	0.000	1	-	0	0	-	0	0	0.000	0	0	0	0	0	0	0	0	0	-	269	0-3
Nov 24, 2017	PIIT	1	0	0	0.000	0	-	0	0	-	0	0	0.000	0	0	0	0	0	0	0	0	0	-	207	0-3
Totals		14	2	2	8.000	42	-	0	1	-	0	1	1.000	14	0	0	1	0	1	0	0	0	-		

Sets played: 14  
Kills per set: 1.00  
Assists per set: 0.14  
Digs per set: 1.00  
Blocks per set: 0.07













## MELODY CALOYANNIDES

Sophomore | 6-0  
Outside Hitter | Reston, Va.

High School/Club Team  
South Lakes | Dulles

Major: General Engineering  
(Cal-oh-yahn-EE-dis)

# 21

### AT THE NET

- Played in eight matches
- Logged four kills against Georgia Tech, a new career-high, as well as a new season-high of two digs
- Followed that performance with another four kills against Clemson, while setting a new career-high in digs with 11 and blocks (2)
- Scooped up a dig against Radford in the home opener
- Appeared in eight matches with one start in 2016
- Had two kills, two blocks and a dig in her first collegiate match against Ohio (9/16)
- Tallied two blocks at Duke (10/9)
- Posted three digs and a block at Pitt (11/23)
- 2014 All-6A North Region honorable mention
- Three-time all-conference selection at South Lakes HS

### SEASON HIGH

Kills .....4 (2x)  
Hitting percentage.....364 Georgia Tech (10/3/17)  
Assists.....1 (3x)  
Aces.....  
Digs.....11 Clemson (11/5/17)  
Blocks.....2 Clemson (11/5/17)

### CAREER HIGH

Kills .....4 (2x)  
Hitting percentage.....1.00 vs. NC State (10/30/16)  
Assists.....1 (3x)  
Aces.....  
Digs.....11 Clemson (11/5/17)  
Blocks.....2 (3x)

### 2017 MATCH-BY-MATCH STATS

Date	Opponent	sp	k	e	ta	pct	a	ta	pct	sa	se	ta	pct	re	ta	pct	dig	bs	ba	be	total	bhe	points	hlf%	score	
Sep 15, 2017	RADFORD	1	0	0	2	0.000	0	-	-	0	0	0	0.000	0	0	0.000	1	0	0	0	0	0	0	0	-010	0-3
Sep 16, 2017	ETSU	1	0	2	2	1.000	0	-	-	0	0	0	0.000	0	0	0.000	0	0	0	0	0	0	0	0	-036	0-3
Nov 03, 2017	GEORGIA TECH	1	4	0	11	364	1	-	-	0	0	0	0.000	0	6	1000	2	0	0	1	0	0	0	0	-198	0-3
Nov 05, 2017	CLEMSON	4	4	4	12	0.000	1	-	-	0	0	1	0.000	11	0	2	0	2	0	0	0	0	0	0	-273	3-1
Nov 10, 2017	at Notre Dame	2	0	2	2	1.000	0	-	-	0	1	1	0.000	0	8	1000	3	0	0	0	0	0	0	0	-059	0-3
Nov 12, 2017	at Louisville	2	0	1	1	1.000	1	-	-	0	1	1	0.000	3	1	7	857	3	0	0	0	0	0	0	-183	0-3
Nov 17, 2017	FLORIDA STATE	2	0	1	1	1.000	0	-	-	0	0	0	0.000	0	7	1.000	0	0	0	0	0	0	0	0	-196	1-3
Nov 19, 2017	MIAMI	2	0	0	0	0.000	0	-	-	0	0	0	0.000	1	10	300	2	0	0	0	0	0	0	0	-205	0-3
Totals		15	8	10	31	0.65	3	-	-	1	0	3	0.000	22	2	45	954	22	0	2	1	21	0	0	-	

Sets played: 15  
Kills per set: 0.53  
Assists per set: 0.20  
Digs per set: 1.47  
Blocks per set: 0.13



## KAI YOUNG

Freshman | 5-11  
Middle Blocker | Charlotte, N.C.

High School/Club Team  
Charlotte Christian | Carolina Union

Major: University Studies

# 22

### AT THE NET

- Played in 17 matches, drawing two starts
- Tallied two kills and one block in her debut versus Idaho State
- Recorded one block against Arkansas State
- Turned in a kill and a block against Marshall
- Posted the first dig of her career in Tech's win over Toledo
- Registered two career highs versus Notre Dame - four kills and three blocks
- Tallied three blocks versus North Carolina, tying a season high
- Set two career highs with seven kills and seven blocks vs. BC
- Young's seven blocks vs. BC is the most by a Hokie this season
- All-Conference selection as a senior
- Also ran track at Charlotte Christian
- Father played football at Notre Dame and was a 14-year NFL veteran with the San Francisco 49ers
- Mother ran track at Notre Dame

### CAREER/SEASON HIGH

Kills.....7 at Boston College (10/29/17)  
Hitting percentage.....1.00 (3x)  
Assists.....  
Aces.....  
Digs.....1 vs. Toledo (9/9/17)  
Blocks.....7 at Boston College (10/29/17)

### 2017 MATCH-BY-MATCH STATS

Date	Opponent	sp	k	e	ta	pct	a	ta	pct	sa	se	ta	pct	re	ta	pct	dig	bs	ba	be	total	bhe	points	hlf%	score	
Aug 25, 2017	vs South Dakota State	1	2	0	2	1.000	0	-	-	0	0	0	0.000	0	0	0.000	0	0	1	0	1	0	0	0	-422	3-0
Sep 1, 2017	vs Ole Miss	1	0	0	0	0.000	0	-	-	0	0	0	0.000	0	0	0.000	0	0	0	0	0	0	0	0	-144	2-3
Sep 1, 2017	at Arkansas State	2	0	0	1	0.000	0	-	-	0	0	0	0.000	0	0	0.000	0	0	1	0	1	0	0	0	-174	3-1
Sep 8, 2017	at Marshall	3	1	0	1	1.000	0	-	-	0	1	1	0.000	0	0	0.000	0	0	1	0	1	0	0	0	-253	0-3
Sep 9, 2017	vs Maryland	1	0	0	2	0.000	0	-	-	0	0	0	0.000	0	0	0.000	0	0	0	0	0	0	0	0	-195	0-3
Sep 9, 2017	vs Toledo	1	0	1	1	1.000	0	-	-	0	0	0	0.000	1	0	0	0.000	1	0	0	0	0	0	0	-339	3-1
Sep 15, 2017	RADFORD	2	0	0	0	0.000	0	-	-	0	0	0	0.000	0	0	0.000	0	0	0	0	0	0	0	0	-010	0-3
Sep 16, 2017	ETSU	1	0	0	0	0.000	0	-	-	0	0	0	0.000	0	0	0.000	0	0	0	0	0	0	0	0	-036	0-3
Oct 6, 2017	LOUISVILLE	1	0	0	0	0.000	0	-	-	0	0	0	0.000	0	0	0.000	0	0	0	0	0	0	0	0	-162	1-3
Oct 8, 2017	NOTRE DAME	4	4	2	12	1.67	0	-	-	0	0	0	0.000	0	3	1.000	0	1	2	1	3	0	0	0	-134	1-3
Oct 13, 2017	at North Carolina	4	2	3	11	0.91	0	-	-	0	0	0	0.000	0	0	0.000	0	0	3	0	3	0	0	0	-185	1-3
Oct 22, 2017	DUKE	1	0	0	0	0.000	0	-	-	0	0	0	0.000	0	0	0.000	0	0	0	0	0	0	0	0	-251	2-3
Oct 27, 2017	at Syracuse	*3	3	1	7	2.86	0	-	-	0	0	0	0.000	0	1	1.000	0	4	0	4	0	0	0	0	-097	0-3
Oct 29, 2017	at Boston College	*4	7	5	17	1.18	0	-	-	0	0	0	0.000	0	0	0.000	0	0	7	1	7	0	0	0	-133	1-3
Nov 05, 2017	CLEMSON	1	0	1	1	1.000	0	-	-	0	0	0	0.000	0	0	0.000	0	0	0	0	0	0	0	0	-273	3-1
Nov 17, 2017	FLORIDA STATE	3	0	0	2	0.00	0	-	-	0	0	0	0.000	0	0	0.000	0	2	0	2	0	0	0	0	-196	1-3
Nov 19, 2017	MIAMI	1	1	0	1	1.000	0	-	-	0	0	0	0.000	0	0	0.000	0	0	0	0	0	0	0	0	-205	0-3
Totals		34	20	13	58	1.21	0	-	-	0	1	1	0.000	0	4	1.000	1	1	21	2	22	0	0	0	-	

Sets played: 34  
Kills per set: 0.59  
Digs per set: 0.03  
Blocks per set: 0.65



## 2017 NCAA STATS

Statistic	National Rank	Conference Rank	Value	National Leader	Conference	Value	Conference Leader	Value
					Value			
Aces Per Set (334 ranked)	275	11	1.00	UMES	2.00	Miami (FL)	1.71	
Assists Per Set (334 ranked)	182	9	11.74	Fla. Atlantic	14.40	Pittsburgh	13.54	
Blocks Per Set (334 ranked)	269	15	1.70	VCU	3.29	North Carolina	2.82	
Digs Per Set (334 ranked)	279	11	13.43	Valparaiso	20.03	Notre Dame	18.17	
Hitting Percentage (334 ranked)	162	10	0.203	Penn St.	0.339	Pittsburgh	0.271	
Kills Per Set (334 ranked)	179	8	12.52	UNI	15.24	Pittsburgh	14.50	
Match W-L Pctg. (333 ranked)	258	12	0.323	Penn St.	0.943	Pittsburgh	0.788	
Opp Hitting Percentage (334 ranked)	301	13	0.241	VCU	0.130	Notre Dame	0.156	
Team Assists (334 ranked)	155	10	1,350	UNI	1,857	NC State	1,667	
Team Attacks Per Set (334 ranked)	296	14	33.07	Valparaiso	41.62	Notre Dame	39.91	
Team Digs (334 ranked)	242	9	1,545	UNI	2,581	Notre Dame	2,217	
Team Kills (334 ranked)	160	9	1,440	UNI	1,997	NC State	1,768	
Team Service Aces (334 ranked)	263	9	115	UMES	268	Notre Dame	191	
Team Total Attacks (334 ranked)	221	12	3,803	Sacramento St.	5,732	Notre Dame	4,869	
Team Total Blocks (334 ranked)	245	15	196.0	VCU	381.5	Syracuse	357.0	

Statistic	Player	National Rank	Conference Rank	Value	National Leader	Conference	Value	Conference Leader	Value
						Value			
Aces Per Set (150 ranked)					Sien Gallop, Saint Louis	0.67	Natalie Johnson, Notre Dame	0.41	
Assists Per Set (150 ranked)	Rhegan Mitchell	111	6	9.93	Ivone Martinez, Fla. Atlantic	12.81	Kamalani Akeo, Pittsburgh	10.75	
Attacks Per Set (150 ranked)					Lindsey Ruddins, UC Santa Barbara	15.18	Jemma Yeadon, Notre Dame	13.22	
Blocks Per Set (300 ranked)					Rhamat Alhassan, Florida	1.70	Taryn Knuth, Florida St.	1.49	
Digs Per Set (150 ranked)					Kallie Seimet, Bowling Green	6.81	Ryann DeJarld, Notre Dame	6.12	
Hitting Percentage (150 ranked)	Jaila Tolbert	119	7	0.331	Haleigh Washington, Penn St.	0.492	Beth Nordhorn, North Carolina	0.378	
Kills Per Set (150 ranked)					Lindsey Ruddins, UC Santa Barbara	5.84	Olga Strantzali, Miami (FL)	4.53	
Kills SG Highs (0 ranked)									
Points (148 ranked)					Pilar Victoria, Arkansas	705.0	Olga Strantzali, Miami (FL)	568.0	
Points Per Set (150 ranked)					Lindsey Ruddins, UC Santa Barbara	6.46	Olga Strantzali, Miami (FL)	5.16	
Service Aces (135 ranked)					Sien Gallop, Saint Louis	67	Natalie Johnson, Notre Dame	50	
Total Assists (150 ranked)	Rhegan Mitchell	89	6	1,122	Kennedy Kurtz, Sacramento St.	1,611	Kylie Pickrell, NC State	1,301	
Total Attacks (150 ranked)					Emily Thorson, Tulsa	1,710	Jemma Yeadon, Notre Dame	1,533	
Total Blocks (198 ranked)					Faith Dooley, North Dakota	202	Santita Ebangwese, Syracuse	166	
Total Digs (300 ranked)	Carol Raffety	179	7	440	Courtney Pence, Illinois St.	821	Ryann DeJarld, Notre Dame	747	
Total Kills (148 ranked)					Pilar Victoria, Arkansas	634	Olga Strantzali, Miami (FL)	498	
Triple Doubles (12 ranked)					Taylor Smith, Eastern Ill.	10	Holly Carlton, North Carolina	4	





## 2017 BOX SCORES



### Volleyball Box Score The Automated ScoreBook Idaho State vs Virginia Tech (Aug 25, 2017 at Milwaukee, Wis.)



#	Idaho State	Attack					Serve					Block				Pts
		S	K	E	TA	Pct	Ast	SA	SE	RE	Dig	BS	BA	BE	BH	
4	GARRITY, Abby	5	15	4	34	.324	1	1	1	1	8	0	0	0	0	-
5	DANCE, Marissa	5	8	3	22	.227	1	1	2	0	5	0	5	0	0	-
10	HIRST, Chloe	5	19	2	49	.347	2	0	2	1	7	0	1	0	0	-
14	PEHRSON, Brooke	5	7	5	17	.118	1	2	2	0	2	0	4	0	0	-
15	LUNDIN, Makayla	5	2	1	6	.167	49	0	1	0	8	0	4	0	0	-
23	MEEKS, Taylor	5	6	2	10	.400	0	0	0	0	1	0	6	0	0	-
1	PATTEN, Alexis	1	0	0	0	.000	0	0	0	0	0	0	0	0	0	-
7	KECK, Haylie	5	0	0	0	.000	0	2	1	2	10	0	0	0	0	-
9	VAN EVERY, Ashlyn	1	0	0	0	.000	1	0	1	0	0	0	0	0	0	-
22	LEDEZMA, Kayla	1	0	0	0	.000	0	0	0	0	0	0	0	0	0	-
Totals		5	57	17	138	.290	55	6	10	4	41	0	20	0	0	-

**Team Attack By Set**

Set	K	E	TA	Pct
1	15	6	33	.273
2	12	5	33	.212
3	8	3	22	.227
4	15	2	33	.394
5	7	1	17	.353

TOTAL TEAM BLOCKS: 10.0

**SET SCORES**

1	2	3	4	5	Team Records:
Idaho State (2)	25	20	17	25	11 0-1
Virginia Tech (3)	21	25	25	22	15 1-0

#	Virginia Tech	Attack					Serve					Block				Pts
		S	K	E	TA	Pct	Ast	SA	SE	RE	Dig	BS	BA	BE	BH	
1	Kaity Smith	5	30	7	51	.451	0	1	4	2	6	0	0	0	0	-
3	Cara Cunningham	1	1	1	3	.000	0	0	1	0	0	0	0	0	0	-
4	Jaila Tolbert	5	9	4	23	.217	0	0	0	0	2	0	0	0	0	-
9	Rhegan Mitchell	5	3	0	3	1.000	65	0	0	0	9	0	0	2	1	-
14	Ester Talamazzi	5	14	5	30	.300	0	0	0	2	6	0	2	0	0	-
19	Marisa Cerchio	5	7	1	14	.429	0	0	0	0	0	0	2	0	0	-
5	Carol Raffety	5	0	0	1	.000	5	1	1	1	17	0	0	0	0	-
6	Stacey Christy	5	11	1	18	.556	0	2	2	0	2	1	0	0	0	-
8	Alex Toben	4	0	0	0	.000	1	0	3	0	4	0	0	0	0	-
16	Rhana Mitchell	2	0	0	0	.000	1	0	0	1	1	0	0	0	0	-
20	Abby McKinzie	5	0	0	0	.000	1	0	1	0	11	0	0	0	0	-
Team										1						-
Totals		5	75	19	143	.392	73	4	12	6	58	1	4	2	1	-

**Team Attack By Set**

Set	K	E	TA	Pct
1	13	5	33	.242
2	14	5	32	.281
3	21	3	31	.581
4	15	4	29	.379
5	12	2	18	.556

TOTAL TEAM BLOCKS: 3.0

Site: Milwaukee, Wis. (Klotsche Center)  
Date: Aug 25, 2017 Attend: 152 Time: 2:10  
Referees:



### Volleyball Box Score The Automated ScoreBook Virginia Tech vs South Dakota State (Aug 25, 2017 at Milwaukee, Wis.)



#	Virginia Tech	Attack					Serve					Block				Pts
		S	K	E	TA	Pct	Ast	SA	SE	RE	Dig	BS	BA	BE	BH	
1	Kaity Smith	3	11	3	21	.381	0	1	4	0	3	0	0	0	0	-
3	Cara Cunningham	3	12	3	18	.500	0	4	2	0	2	1	2	0	0	-
4	Jaila Tolbert	3	5	2	10	.300	0	2	2	0	1	0	3	0	0	-
6	Stacey Christy	3	5	1	11	.364	0	0	0	0	0	0	0	2	1	-
9	Rhegan Mitchell	3	2	1	7	.143	31	1	0	0	3	0	2	0	0	-
14	Ester Talamazzi	3	8	2	13	.462	1	0	0	0	3	0	0	0	0	-
5	Carol Raffety	3	0	0	0	.000	1	1	2	1	10	0	0	0	0	-
8	Alex Toben	2	0	0	0	.000	0	0	0	1	0	0	0	0	0	-
11	Mandy Powers	2	0	0	0	.000	7	0	0	0	1	0	0	0	0	-
15	Kelly Esch	1	0	0	0	.000	0	0	0	0	0	0	0	0	0	-
16	Rhana Mitchell	3	0	0	0	.000	0	0	0	0	1	0	0	0	0	-
20	Abby McKinzie	3	0	0	0	.000	0	0	0	0	3	0	0	0	0	-
22	Kai Young	1	2	0	2	1.000	0	0	0	0	0	0	1	0	0	-
Totals		3	45	12	82	.402	40	9	10	2	27	1	10	1	0	-

**Team Attack By Set**

Set	K	E	TA	Pct
1	17	3	28	.500
2	12	0	17	.706
3	16	9	37	.189

TOTAL TEAM BLOCKS: 6.0

**SET SCORES**

1	2	3	Team Records:
Virginia Tech (3)	25	25	2-0
South Dakota State (0)	16	12	19 1-1

#	South Dakota State	Attack					Serve					Block				Pts
		S	K	E	TA	Pct	Ast	SA	SE	RE	Dig	BS	BA	BE	BH	
1	Peterson, Sierra	3	6	2	13	.308	1	2	1	5	0	0	3	0	0	-
3	Hennen, Makenzie	3	4	8	19	.211	0	0	1	0	3	1	0	0	1	-
4	Smith, Ashlynn	3	2	2	14	.000	0	0	1	5	2	0	1	0	0	-
6	Smith, Macy	3	3	0	7	.429	0	0	0	0	0	0	1	0	0	-
7	Munger, Mattison	3	2	1	3	.333	17	0	0	0	4	0	0	0	2	-
11	Richardson, Payton	3	2	1	9	.111	0	0	0	0	0	0	0	0	1	-
8	Benson, Ellie	3	0	0	0	.000	1	0	0	1	4	0	0	0	0	-
13	Cutts, Erin	1	1	0	1	1.000	0	0	0	0	0	0	0	0	0	-
14	Jensen, Megan	1	0	0	0	.000	1	0	0	0	1	0	0	0	0	-
16	Armstrong, Brie-Anna	2	2	0	3	.667	0	0	0	0	1	0	0	0	0	-
18	Fay, Maddie	1	0	0	0	.000	1	0	0	0	1	0	0	0	0	-
Team										2						-
Totals		3	22	14	69	.116	21	2	3	9	21	1	8	0	4	-

**Team Attack By Set**

Set	K	E	TA	Pct
1	7	4	23	.130
2	8	4	21	.190
3	7	6	25	.040

TOTAL TEAM BLOCKS: 5.0

Site: Milwaukee, Wis.  
Date: Aug 25, 2017 Attend: 111 Time: 1:11  
Referees: Jim Mومن, Inga Rzeszutko  
Line judges: Melissa Rammmer, Cindi Baumeister



### Volleyball Box Score The Automated ScoreBook Virginia Tech vs Milwaukee (Aug 26, 2017 at Milwaukee, Wis.)



#	Virginia Tech	Attack					Serve					Block				Pts
		S	K	E	TA	Pct	Ast	SA	SE	RE	Dig	BS	BA	BE	BH	
1	Kaity Smith	5	20	7	54	.241	0	1	5	1	8	0	1	0	0	-
3	Cara Cunningham	5	5	1	10	.400	0	0	3	0	2	0	5	1	0	-
6	Stacey Christy	5	13	3	23	.435	0	0	0	0	0	2	4	0	0	-
8	Alex Toben	2	0	0	0	.000	0	0	0	0	3	0	0	0	0	-
9	Rhegan Mitchell	5	3	1	6	.333	56	0	0	0	14	0	0	0	0	-
14	Ester Talamazzi	5	9	5	29	.138	1	1	1	1	6	0	4	2	0	-
4	Jaila Tolbert	5	13	4	25	.360	0	0	0	0	3	4	4	0	1	-
5	Carol Raffety	5	0	0	1	.000	7	4	1	0	14	0	0	0	0	-
15	Kelly Esch	3	4	0	6	.667	0	0	0	1	0	0	1	0	0	-
16	Rhana Mitchell	2	0	0	0	.000	0	0	0	0	3	0	0	0	0	-
19	Marisa Cerchio	2	0	0	3	.000	0	0	0	0	0	0	0	0	0	-
20	Abby McKinzie	4	0	0	0	.000	0	0	0	1	5	0	0	0	0	-
Team										3						-
Totals		5	67	21	157	.293	64	6	10	6	59	2	18	4	1	-

**Team Attack By Set**

Set	K	E	TA	Pct
1	15	6	38	.237
2	15	4	39	.282
3	11	7	32	.125
4	18	3	34	.441
5	8	1	14	.500

TOTAL TEAM BLOCKS: 11.0

**SET SCORES**

1	2	3	4	5	Team Records:
Virginia Tech (3)	23	25	18	25	15 3-0
Milwaukee (2)	25	23	25	21	10 1-2

#	Milwaukee	Attack					Serve					Block				Pts
		S	K	E	TA	Pct	Ast	SA	SE	RE	Dig	BS	BA	BE	BH	
5	MONGAN, Kailynn	5	0	0	0	.000	0	2	4	0	17	0	0	0	0	-
8	DORE, Jenn	5	1	0	6	.167	54	1	0	0	11	0	2	0	0	-
9	KALOUS, Jess	5	13	4	28	.321	0	0	0	0	0	0	1	1	1	-
12	WALLENBERGER, Bridge	5	13	3	21	.476	1	1	1	0	3	0	5	0	0	-
14	WILKS, Kylie	5	9	3	24	.250	0	0	0	2	10	0	0	0	0	-
17	SCHULTZ, Caitlin	5	17	9	51	.157	0	0	0	0	0	1	0	0	0	-
2	MROZCZENSKI, Makenzie	5	9	3	17	.353	0	0	0	0	0	0	4	0	0	-
10	USELDING, Lexie	5	2	1	10	.100	0	1	1	0	6	0	0	0	0	-
11	OLSEN, Mykie	5	0	0	0	.000	5	1	1	3	18	0	0	0	0	-
Team																

2017 BOX SCORES



Volleyball Box Score  
The Automated ScoreBook  
Virginia Tech vs Arkansas State (Sep 01, 2017 at Jonesboro, Arkansas)



#	Virginia Tech	S	Attack				Pct	Ast	Serve			Block				Pts
			K	E	TA	SA			SE	RE	Dig	BS	BA	BE	BH	
1	Kaity Smith	4	16	8	53	.151	1	0	2	1	14	2	0	0	0	-
3	Cara Cunningham	4	5	1	11	.364	0	0	0	0	1	3	1	1	0	-
4	Jaila Tolbert	4	12	6	25	.240	1	0	0	0	4	0	2	0	0	-
6	Stacey Christy	4	5	2	14	.214	0	0	1	0	2	0	0	0	0	-
9	Rhegan Mitchell	4	3	4	9	-.111	40	0	1	0	7	0	0	0	2	-
14	Ester Talamazzi	4	11	5	36	.167	2	0	1	0	8	0	0	0	0	-
5	Carol Raffety	4	0	0	0	.000	4	1	1	0	14	0	0	0	0	-
10	Kylie Thomas	4	0	0	0	.000	2	0	0	0	13	0	0	0	0	-
20	Abby McKinzie	4	0	0	0	.000	0	0	0	0	9	0	0	0	0	-
22	Kai Young	2	0	0	1	.000	0	0	0	0	0	0	1	0	0	-
Team										1						
Totals		4	52	26	149	.174	50	1	6	2	72	5	4	1	2	-

**Team Attack By Set**

Set	K	E	TA	Pct
1	9	6	33	.091
2	15	4	44	.250
3	17	9	40	.200
4	11	7	32	.125

TOTAL TEAM BLOCKS: 7.0

**SET SCORES**      1 2 3 4      **Team Records:**

Virginia Tech (3)	18	25	25	4-1
Arkansas State (1)	25	23	20	2-3

#	Arkansas State	S	Attack				Pct	Ast	Serve			Block				Pts
			K	E	TA	SA			SE	RE	Dig	BS	BA	BE	BH	
2	May, Carlisa	4	22	10	49	.245	0	1	1	0	9	1	0	0	0	-
5	Watkins, Ellie	4	1	0	7	-.143	44	0	0	0	7	0	0	0	0	-
6	Fields, Kenzie	4	1	4	23	-.130	0	0	2	0	15	1	0	0	0	-
11	Uke, Jessica	4	5	2	17	-.176	0	0	0	0	1	2	3	1	0	-
13	Murphy, Anna	3	3	4	10	-.100	0	0	1	0	0	1	0	0	0	-
14	Jones, Drew	4	15	5	42	.238	0	0	1	0	10	0	1	0	0	-
3	Uhlenhake, Peyton	2	2	5	12	-.250	0	0	0	0	0	0	0	0	0	-
8	Phillips, Diane	1	0	0	0	.000	0	0	0	0	0	0	0	0	0	-
10	Ticknor, Tatum	4	0	0	0	.000	3	1	0	1	13	0	0	0	0	-
15	Knight, Nicole	4	0	0	0	.000	0	0	1	0	0	0	0	0	0	-
17	Turner, Madison	2	1	3	5	-.400	0	0	0	0	0	1	0	0	0	-
21	Gill, Ryley	4	0	0	0	.000	0	0	0	0	10	0	0	0	0	-
Totals		4	50	33	165	.103	47	2	6	1	65	6	6	1	0	-

**Team Attack By Set**

Set	K	E	TA	Pct
1	14	8	34	.176
2	16	8	50	.160
3	8	6	39	.051
4	12	11	42	.024

TOTAL TEAM BLOCKS: 9.0

Site: Jonesboro, Arkansas (Convocation Center)  
Date: Sep 01, 2017    Attend: 352    Time: 2:00  
Referees: Rachel Stringer, Keith Hutchinson



Volleyball Box Score  
The Automated ScoreBook  
SMU vs Virginia Tech (Sep 02, 2017 at Jonesboro, Ark.)



#	SMU	S	Attack				Pct	Ast	Serve			Block				Pts
			K	E	TA	SA			SE	RE	Dig	BS	BA	BE	BH	
1	PATTERSON, Kendall	3	3	0	3	1.000	27	0	0	0	5	0	0	0	2	-
8	BRUNSTEIN, Kelly	3	6	3	16	.188	0	0	0	0	1	2	5	1	0	-
9	MILLS, Lauren	3	12	7	37	.135	3	1	2	1	12	0	1	0	0	-
13	NORDMANN, Lexi	2	2	0	5	.400	1	0	0	0	1	0	1	0	0	-
19	LINDEN, Eva	3	4	1	12	.250	1	0	0	0	1	0	3	0	0	-
24	ADAMS, Brittany	3	7	5	27	.074	0	1	0	0	7	0	2	0	0	-
2	WATTS, Montana	3	0	0	0	.000	1	0	0	0	13	0	0	0	0	-
3	DIBONA, Julia	3	0	0	0	.000	0	1	1	0	5	0	0	0	0	-
6	HUGHES, Allison	1	0	0	1	.000	3	0	0	0	0	0	1	0	1	-
21	KENNEDY, Meryn	1	3	2	6	.167	0	0	0	0	3	0	1	0	0	-
Team										1						
Totals		3	37	18	107	.178	36	3	2	3	48	2	14	1	3	-

**Team Attack By Set**

Set	K	E	TA	Pct
1	13	5	31	.258
2	17	6	40	.275
3	7	7	36	.000

TOTAL TEAM BLOCKS: 9.0

**SET SCORES**      1 2 3      **Team Records:**

SMU (0)	23	24	20	3-3
Virginia Tech (3)	25	26	25	5-1

#	Virginia Tech	S	Attack				Pct	Ast	Serve			Block				Pts
			K	E	TA	SA			SE	RE	Dig	BS	BA	BE	BH	
1	Kaity Smith	3	16	8	36	.222	0	1	1	1	9	0	1	0	0	-
3	Cara Cunningham	3	3	2	9	.111	0	0	0	0	0	2	3	0	0	-
4	Jaila Tolbert	3	12	3	19	.474	0	0	0	0	1	0	1	0	0	-
6	Stacey Christy	3	3	1	9	.222	1	0	1	0	4	1	1	0	1	-
9	Rhegan Mitchell	3	3	1	8	.250	43	1	1	0	6	0	2	0	1	-
14	Ester Talamazzi	3	13	2	38	.289	0	0	2	1	4	0	0	0	0	-
5	Carol Raffety	3	0	0	0	.000	3	0	0	0	15	0	0	0	0	-
10	Kylie Thomas	3	0	0	0	.000	1	1	0	0	8	0	0	0	0	-
15	Kelly Esch	1	0	0	0	.000	0	0	0	0	0	0	0	0	0	-
20	Abby McKinzie	3	0	0	0	.000	0	0	0	0	0	0	0	0	0	-
Team										1						
Totals		3	50	17	119	.277	48	3	6	3	47	3	8	0	2	-

**Team Attack By Set**

Set	K	E	TA	Pct
1	17	6	39	.282
2	18	5	41	.317
3	15	6	39	.231

TOTAL TEAM BLOCKS: 7.0

Site: Jonesboro, Ark. (Convocation Center)  
Date: Sep 02, 2017    Attend: 446    Time: 1:36  
Referees: Rachel Stringer, David Henry



Volleyball Box Score  
The Automated ScoreBook  
Virginia Tech vs Marshall (Sep 8, 2017 at Huntington, W.Va.)



#	Virginia Tech	S	Attack				Pct	Ast	Serve			Block				Pts
			K	E	TA	SA			SE	RE	Dig	BS	BA	BE	BH	
1	Kaity Smith	3	16	7	34	.265	0	0	3	0	5	0	0	0	0	-
3	Cara Cunningham	1	1	1	4	.000	0	0	0	0	0	1	0	0	0	-
4	Jaila Tolbert	3	6	0	13	.462	0	0	0	0	1	1	0	0	0	-
6	Stacey Christy	2	2	1	5	.200	0	0	0	0	0	0	0	0	0	-
9	Rhegan Mitchell	3	1	0	4	.250	31	1	2	1	5	0	1	0	1	-
14	Ester Talamazzi	3	9	5	27	.148	0	0	2	0	9	0	1	0	0	-
5	Carol Raffety	3	0	0	0	.000	2	1	1	1	11	0	0	0	0	-
10	Kylie Thomas	3	0	0	0	.000	0	0	0	0	6	0	0	0	0	-
11	Mandy Powers	1	0	0	2	.000	2	0	0	0	1	0	1	0	0	-
16	Rhana Mitchell	2	0	0	0	.000	0	0	0	0	0	0	0	0	0	-
19	Marisa Cerchio	2	2	0	5	.400	0	0	0	0	0	1	0	0	0	-
20	Abby McKinzie	3	0	0	0	.000	0	0	0	2	1	0	0	0	0	-
22	Kai Young	3	1	0	1	1.000	0	0	1	0	0	0	1	0	0	-
Team										1						
Totals		3	38	14	95	.253	35	2	9	5	39	1	6	0	1	-

**Team Attack By Set**

Set	K	E	TA	Pct
1	13	5	28	.286
2	17	7	39	.256
3	8	2	28	.214

TOTAL TEAM BLOCKS: 4.0

**SET SCORES**      1 2 3      **Team Records:**

Virginia Tech (0)	21	27	21	5-2
Marshall (3)	25	29	25	3-6

#	Marshall	S	Attack				Pct	Ast	Serve			Block				Pts
			K	E												

2017 BOX SCORES



Volleyball Box Score The Automated ScoreBook Toledo vs Virginia Tech (Sep 9, 2017 at Huntington, W.Va.)



Table with columns: #, Toledo, S, K, E, TA, Pct, Ast, SA, SE, RE, Dig, BS, BA, BE, BH, Pts. Includes player stats for Lauren, Rachel, Emma, Chloe, Brianna, Annie, Caleigh, Saige, Rhyen, and Maurissa.

Team Attack By Set table showing Set, K, E, TA, Pct and SET SCORES for Toledo and Virginia Tech.

Table with columns: #, Virginia Tech, S, K, E, TA, Pct, Ast, SA, SE, RE, Dig, BS, BA, BE, BH, Pts. Includes player stats for Kaity Smith, Jailla Tolbert, Stacey Christy, Mandy Powers, Ester Talamazzi, Marisa Cerchio, Cara Cunningham, Carol Raffety, Alex Toben, Rhegan Mitchell, Kylie Thomas, Abby McKinzie, and Kai Young.

Team Attack By Set table showing Set, K, E, TA, Pct and SET SCORES for Virginia Tech.

Site: Huntington, W.Va. (Cam Henderson Center) Date: Sep 9, 2017 Attend: 738 Time: 1:46 Referees: Lori Stahara, Jack Gallagher Line judges: Annie Hopkins, Lauren Lusher



Volleyball Box Score The Automated ScoreBook Radford vs Virginia Tech (Sep 15, 2017 at Blacksburg, Va.)



Table with columns: #, Radford, S, K, E, TA, Pct, Ast, SA, SE, RE, Dig, BS, BA, BE, BH, Pts. Includes player stats for Haley, Maci, Valerie, Amaya, Stephanie, Maddie, Mallory, Alyssa, and Kaylor.

Team Attack By Set table showing Set, K, E, TA, Pct and SET SCORES for Radford and Virginia Tech.

Table with columns: #, Virginia Tech, S, K, E, TA, Pct, Ast, SA, SE, RE, Dig, BS, BA, BE, BH, Pts. Includes player stats for Cara Cunningham, Jailla Tolbert, Stacey Christy, Rhegan Mitchell, Ester Talamazzi, Kelly Esch, Carol Raffety, Alex Toben, Kylie Thomas, Abby McKinzie, Melody Caloyannides, and Kai Young.

Team Attack By Set table showing Set, K, E, TA, Pct and SET SCORES for Virginia Tech.

Site: Blacksburg, Va. (Cassell Coliseum) Date: Sep 15, 2017 Attend: 873 Time: 1:30 Referees: Daniel Leake, Wayne Clark Line judges: Tyler Edwards, Amy Milton



Volleyball Box Score The Automated ScoreBook ETSU vs Virginia Tech (Sep 16, 2017 at Blacksburg, Va.)



Table with columns: #, ETSU, S, K, E, TA, Pct, Ast, SA, SE, RE, Dig, BS, BA, BE, BH, Pts. Includes player stats for Mariah McPartland, Leah Clayton, AJ Lux, Alyssa Kvarata, Kylee Milhorn, Braedyn Tutton, Hailey Aguilera, Lexie Libs, Kaela Massey, Marija Popovic, and Aya Lechin.

Team Attack By Set table showing Set, K, E, TA, Pct and SET SCORES for ETSU and Virginia Tech.

Table with columns: #, Virginia Tech, S, K, E, TA, Pct, Ast, SA, SE, RE, Dig, BS, BA, BE, BH, Pts. Includes player stats for Cara Cunningham, Jailla Tolbert, Stacey Christy, Rhegan Mitchell, Ester Talamazzi, Kelly Esch, Carol Raffety, Kylie Thomas, Mandy Powers, Marisa Cerchio, Abby McKinzie, Melody Caloyannides, and Kai Young.

Team Attack By Set table showing Set, K, E, TA, Pct and SET SCORES for Virginia Tech.

Site: Blacksburg, Va. (Cassell Coliseum) Date: Sep 16, 2017 Attend: 563 Time: 1:34 Referees: Wayne Clark, Daniel Leake Line judges: Alex Hawks, Amy Milton



Volleyball Box Score The Automated ScoreBook Virginia Tech vs Miami (Sep 22, 2017 at Coral Gables, Fla.)



Table with columns: #, Virginia Tech, S, K, E, TA, Pct, Ast, SA, SE, RE, Dig, BS, BA, BE, BH, Pts. Includes player stats for Cara Cunningham, Jailla Tolbert, Stacey Christy, Rhegan Mitchell, Ester Talamazzi, Marisa Cerchio, Kaity Smith, Carol Raffety, Kylie Thomas, and Abby McKinzie.

Team Attack By Set table showing Set, K, E, TA, Pct and SET SCORES for Virginia Tech and Miami.

Table with columns: #, Miami, S, K, E, TA, Pct, Ast, SA, SE, RE, Dig, BS, BA, BE, BH, Pts. Includes player stats for Sara Duque, Haley Templeton, Lucia Pampana, Olga Strantzali, Kolby Bird, Sakile Simmons, Sylvia Hernandez, Hannah Sorensen, Brooke McDermott, and Elizaveta Lukianova.

Team Attack By Set table showing Set, K, E, TA, Pct and SET SCORES for Miami.

Site: Coral Gables, Fla. (Knight Complex) Date: Sep 22, 2017 Attend: 475 Time: 2:03 Referees: Michael Gale, Darin Clark Line judges: Jeffrey Herrick, Angelis Perez





### 2017 BOX SCORES



**Volleyball Box Score**  
**The Automated ScoreBook**  
 Virginia Tech vs Florida State (Sep 24, 2017 at Tallahassee)



#	Attack				Ast	Serve			Block				Pts		
	S	K	E	TA		Pct	SA	SE	RE	Dig	BS	BA		BE	BH
3	Cara Cunningham	4	6	2	16	.250	0	0	0	0	0	0	1	0	-
4	Jaila Tolbert	4	10	5	24	.208	0	0	0	0	1	0	0	0	-
6	Stacey Christy	4	9	2	17	.412	1	0	1	0	2	0	3	0	0
9	Rhegan Mitchell	4	4	2	11	.182	44	0	0	0	12	0	1	0	0
14	Ester Talamazzi	4	15	9	48	.125	2	2	2	1	10	0	0	0	0
20	Abby McKinzie	4	0	0	0	.000	0	0	2	4	8	0	0	0	0
5	Carol Raffety	4	1	0	1	1.000	5	0	0	0	21	0	0	0	1
8	Alex Toben	2	0	0	0	.000	0	0	0	1	5	0	0	0	0
10	Kylie Thomas	3	0	0	0	.000	2	1	0	1	5	0	0	0	0
15	Kelly Esch	1	0	0	1	-1.000	0	0	0	0	0	0	0	0	0
19	Marisa Cerchio	4	11	7	35	.114	0	0	0	0	1	1	1	1	0
Totals		4	56	29	154	.175	54	3	5	7	63	1	6	2	1

**Team Attack By Set**

Set	K	E	TA	Pct
1	17	10	49	.143
2	16	6	37	.270
3	8	11	34	-.088
4	15	2	34	.382

TOTAL TEAM BLOCKS: 4.0

**SET SCORES**

1	2	3	4	Team Records:
Virginia Tech (1)	19	25	15	20 6-7, 0-2 ACC
Florida State (3)	25	23	25	25 8-2, 2-0 ACC

#	Attack				Ast	Serve			Block				Pts		
	S	K	E	TA		Pct	SA	SE	RE	Dig	BS	BA		BE	BH
6	Brianne Burkert	4	4	3	10	.100	38	1	1	0	11	0	0	0	0
7	Milica Kubura	4	20	2	37	.486	0	0	0	0	1	0	7	0	0
10	Christina Ambrose	4	8	2	32	.188	0	0	0	0	0	1	2	0	0
11	Logan Holanchock	4	1	0	1	1.000	0	0	2	1	13	0	0	0	0
13	Taryn Knuth	4	8	3	19	.263	1	1	0	0	4	0	4	1	0
47	Deja Williams	4	2	2	6	.000	1	0	0	0	1	6	2	0	0
1	Cecille Woie	4	0	0	0	.000	3	1	0	1	12	0	0	0	0
3	Natasha Calkins	4	8	1	28	.250	0	0	0	0	1	0	1	0	0
5	Bozenna Culo	4	0	1	1	-1.000	0	3	1	1	11	0	0	0	0
9	Madison Sullivan	4	0	0	0	.000	2	1	1	0	2	0	0	0	0
15	Annie Tietjens	1	0	0	0	.000	4	0	0	0	1	0	0	0	0
Totals		4	51	14	134	.276	49	7	5	3	56	2	20	3	0

**Team Attack By Set**

Set	K	E	TA	Pct
1	10	1	33	.273
2	13	6	35	.200
3	9	4	28	.179
4	19	3	38	.421

Site: Tallahassee (Tully Gymnasium)  
 Date: Sep 24, 2017 Attend: 832 Time: 2:14  
 Referees: James Phillips, Moises Santiago



**Volleyball Box Score**  
**The Automated ScoreBook**  
 Virginia Tech vs Virginia (Sep 27, 2017 at Charlottesville, Va.)



#	Attack				Ast	Serve			Block				Pts		
	S	K	E	TA		Pct	SA	SE	RE	Dig	BS	BA		BE	BH
1	Kaity Smith	4	0	0	0	.000	0	0	0	0	0	0	0	0	0
3	Cara Cunningham	4	7	1	11	.545	0	0	0	0	0	0	3	1	0
4	Jaila Tolbert	4	8	2	18	.333	1	0	0	0	1	1	1	0	0
6	Stacey Christy	4	6	1	13	.385	1	0	0	0	1	0	2	0	0
9	Rhegan Mitchell	4	4	1	12	.250	42	0	2	0	8	0	3	0	0
14	Ester Talamazzi	4	16	3	36	.361	2	4	4	0	16	0	1	0	0
5	Carol Raffety	4	0	0	1	1.000	5	1	0	1	16	0	0	0	0
8	Alex Toben	1	0	0	0	.000	0	1	0	0	0	0	0	0	0
10	Kylie Thomas	4	0	0	0	.000	0	1	2	0	6	0	0	0	0
19	Marisa Cerchio	4	12	5	26	.269	0	0	0	0	1	0	2	0	0
20	Abby McKinzie	4	0	0	1	1.000	0	0	1	1	0	0	0	0	0
Totals		4	53	13	118	.339	51	7	9	3	49	1	12	1	0

**Team Attack By Set**

Set	K	E	TA	Pct
1	15	7	33	.242
2	6	1	11	.455
3	16	2	34	.412
4	16	3	40	.325

TOTAL TEAM BLOCKS: 7.0

**SET SCORES**

1	2	3	4	Team Records:
Virginia Tech (3)	25	25	25	25 7-7, 1-2
Virginia (1)	27	10	18	21 4-10, 0-3

#	Attack				Ast	Serve			Block				Pts		
	S	K	E	TA		Pct	SA	SE	RE	Dig	BS	BA		BE	BH
2	Alex Spencer	4	9	6	29	.103	0	0	0	1	7	1	1	1	0
5	Jane Horner	4	0	0	0	.000	0	0	3	0	7	0	0	0	0
6	Megan Wilson	4	1	0	2	1.000	31	0	2	0	3	0	0	0	1
7	Jelena Novakovic	4	16	3	30	.433	0	0	2	1	6	1	0	0	0
8	Chino Anukwuem	4	6	0	14	.429	1	0	0	1	1	0	2	2	0
13	Kat Young	4	9	6	25	.120	0	1	2	0	0	1	1	1	0
3	Kelsey Miller	4	0	0	0	.000	2	2	2	4	16	0	0	0	0
12	Kiley Banker	4	1	5	11	.364	0	0	0	0	1	0	1	0	0
15	Harley Sebastian	4	7	7	24	.000	0	0	0	0	0	0	1	0	0
16	Jennifer Wineholt	3	0	0	0	.000	12	0	0	0	3	0	0	0	0
Totals		4	49	27	135	.163	46	3	11	7	44	3	6	4	1

**Team Attack By Set**

Set	K	E	TA	Pct
1	17	9	37	.216
2	6	10	23	-.174
3	11	5	31	.194
4	15	3	44	.273

Site: Charlottesville, Va. (Memorial Gymnasium)  
 Date: Sep 27, 2017 Attend: 1084 Time: 2:02  
 Referees: Robert Kyle, Terry Martin



**Volleyball Box Score**  
**The Automated ScoreBook**  
 Virginia Tech vs Pitt (10/01/17 at Pittsburgh, Pa.)



#	Attack				Ast	Serve			Block				Pts		
	S	K	E	TA		Pct	SA	SE	RE	Dig	BS	BA		BE	BH
3	Cara Cunningham	3	4	2	11	.182	3	0	0	0	0	2	0	0	0
4	Jaila Tolbert	3	4	4	15	.000	0	0	0	0	0	2	0	0	0
6	Stacey Christy	3	1	0	8	.125	0	0	1	0	1	0	5	0	0
9	Rhegan Mitchell	3	1	1	8	.000	22	0	0	0	3	0	3	1	1
14	Ester Talamazzi	3	14	12	35	.057	1	2	2	0	4	0	1	1	0
19	Marisa Cerchio	3	4	6	14	-.143	0	0	0	0	0	1	0	1	0
1	Kaity Smith	3	0	0	2	.000	0	0	0	4	4	0	0	0	0
5	Carol Raffety	3	0	0	0	.000	1	1	0	1	10	0	0	0	0
8	Alex Toben	1	0	0	0	.000	0	0	0	0	0	0	0	0	0
15	Kelly Esch	1	0	0	2	.000	0	0	0	0	0	0	0	0	0
20	Abby McKinzie	3	0	0	0	.000	0	0	0	1	8	0	0	0	0
Totals		3	28	25	95	.032	27	3	3	6	30	0	14	2	1

**Team Attack By Set**

Set	K	E	TA	Pct
1	8	10	29	-.069
2	12	7	40	.125
3	8	8	26	.000

TOTAL TEAM BLOCKS: 7.0

**SET SCORES**

1	2	3	4	Team Records:
Virginia Tech (0)	13	22	17	7-8, 1-3 ACC
Pitt (3)	25	25	25	11-4, 4-0 ACC

#	Attack				Ast	Serve			Block				Pts		
	S	K	E	TA		Pct	SA	SE	RE	Dig	BS	BA		BE	BH
3	Kamalani Akeo	3	0	0	2	.000	31	0	1	0	4	0	1	0	0
5	Chinaza Ndee	3	0	0	7	.429	0	0	0	0	0	0	3	0	0
7	Layne Van Buskirk	3	8	3	16	.312	0	0	0	0	0	0	5	0	0
10	Mariah Bell	2	4	3	11	.091	0	0	2	0	3	0	0	0	0
13	Stephanie Williams	3	11	5	25	.240	1	1	1	0	9	0	1	0	0
17	Nika Markovic	3	10	2	21	.381	1	1	1	0	4	0	3	0	0
1	Hanna Markewycz	2	0	0	0	.000	0	0	0	0	1	0	0	0	0
4	Emily Horner	1	0	0	0	.000	0	0	0	0	0	0	0	0	0
6	Kylee Levers	1	0	0	0	.000	3	0	0	0	0	0	2	0	0
9	Alix Dreier	1	0	0	0	.000	0	0	0	0	0	0	0	0	0
16	Angela Seman	3	0	0	0	.000	1	4	0	1	14	0	0	0	0
21	Alex Rosignol	2	0	0	0	.000	0	0	0	0	0	0	1	0	0
23	Kayla Lund	1	4	0	7	.571	0	0	1	2	0	0	0	0	0
Totals		3	40	13	89	.303	37	6	6	3	35	0	16	0	0

**Team Attack By Set**

Set	K	E	TA	Pct
1	12	3	24	.375
2	16	6	38	.263
3	12	4	27	.296

Site: Pittsburgh, Pa. (FITZgerald FH)  
 Date: 10/01/17 Attend: 519 Time: 1:20  
 Referees: Patti Nelis, Kurt Fulmer  
 Line judges: Martin Haimo, Rachel Spridick



**Volleyball Box Score**  
**The Automated ScoreBook**  
 Louisville vs Virginia Tech (Oct 06, 2017 at Blacksburg, Va.)



#	Attack				Ast	Serve			Block			
---	--------	--	--	--	-----	-------	--	--	-------	--	--	--

## 2017 BOX SCORES



### Volleyball Box Score The Automated ScoreBook Notre Dame vs Virginia Tech (Oct 08, 2017 at Blacksburg, Va.)



#	Notre Dame	Attack				Serve			Block				Pts			
		S	K	E	TA	Pct	Ast	SA	SE	RE	Dig	BS		BA	BE	BH
3	Sam Fry	4	7	2	23	.217	0	0	1	0	1	0	6	1	0	-
8	Caroline Holt	4	3	0	6	.500	42	1	1	0	4	0	6	0	0	-
9	Rebecca Nunge	4	13	4	28	.321	0	0	0	1	0	0	4	1	0	-
12	Jemima Yeadon	4	15	10	56	.089	0	3	1	1	11	0	1	0	0	-
16	Meg Morningstar	4	3	0	10	.300	0	0	0	0	0	0	5	0	0	-
20	Madison Cruzado	4	0	0	0	.000	0	0	0	0	0	8	0	0	0	-
1	Kelly Byrne	4	0	0	0	.000	0	1	0	0	0	0	0	0	0	-
2	Natalie Johnson	4	0	0	1	.000	2	2	0	1	8	0	0	0	0	-
4	Ryann DeJard	4	0	0	0	.000	0	0	1	0	23	0	0	0	0	-
6	Maddie Plumlee	1	0	0	0	.000	1	0	0	0	0	0	0	0	0	-
10	Lauren Woodard	4	9	6	28	.107	0	0	0	1	2	0	1	0	0	-
Team										3						
Totals		4	50	22	152	.184	45	7	4	7	57	0	23	2	0	-

**Team Attack By Set**

Set	K	E	TA	Pct
1	15	4	33	.333
2	12	7	33	.152
3	14	4	46	.217
4	9	7	40	.050

TOTAL TEAM BLOCKS: 11.5

**SET SCORES**

	1	2	3	4	Team Records:
Notre Dame (3)	25	21	25	25	13-4 (3-3 ACC)
Virginia Tech (1)	17	25	23	19	7-10 (1-5 ACC)

#	Virginia Tech	Attack				Serve			Block				Pts			
		S	K	E	TA	Pct	Ast	SA	SE	RE	Dig	BS		BA	BE	BH
1	Kaitly Smith	2	0	2	7	-.286	0	0	1	2	3	0	0	0	0	-
3	Cara Cunningham	1	1	1	3	.000	0	0	0	0	0	0	0	0	0	-
6	Stacey Christy	4	3	2	9	.111	0	0	0	0	3	0	4	0	0	-
9	Rhegan Mitchell	4	1	0	4	.250	41	0	1	0	12	0	1	2	0	-
10	Kylie Thomas	1	0	0	0	.000	0	0	0	1	1	0	0	0	0	-
14	Ester Talamazzi	4	17	14	52	.058	0	2	1	1	9	0	1	0	0	-
4	Jaila Tolbert	4	13	3	24	.417	1	0	0	0	3	1	3	0	0	-
5	Carol Rafferty	4	0	0	0	.000	5	3	1	2	18	0	0	0	0	-
8	Alex Toben	2	0	0	0	.000	0	0	1	0	8	0	0	0	0	-
16	Rhana Mitchell	1	0	0	0	.000	0	0	0	0	2	0	0	0	0	-
19	Marisa Cerchio	4	10	6	31	.129	0	0	0	0	6	0	1	0	0	-
20	Abby McKinzie	4	0	0	0	.000	1	2	2	1	4	0	0	0	0	-
22	Kai Young	4	4	2	12	.167	0	0	0	0	1	2	1	0	0	-
Totals		4	49	30	142	.134	48	7	7	7	69	2	12	3	0	-

**Team Attack By Set**

Set	K	E	TA	Pct
1	9	6	30	.100
2	12	4	26	.308
3	17	7	44	.227
4	11	13	42	-.048

TOTAL TEAM BLOCKS: 8.0

Site: Blacksburg, Va. (Cassell Coliseum)  
Date: Oct 08, 2017 Attend: 574 Time: 2:15  
Referees: Fish Gupton, Coryn Galdones  
Line Judges: Tyler Edwards, Doug Mabry



### Volleyball Box Score The Automated ScoreBook Virginia Tech vs North Carolina (Oct 13, 2017 at Chapel Hill, N.C.)



#	Virginia Tech	Attack				Serve			Block				Pts			
		S	K	E	TA	Pct	Ast	SA	SE	RE	Dig	BS		BA	BE	BH
1	Kaitly Smith	4	19	6	43	.302	1	1	0	1	9	0	1	0	0	-
3	Cara Cunningham	2	1	1	4	.000	0	0	0	0	0	0	0	1	0	-
4	Jaila Tolbert	4	11	3	19	.421	1	0	0	0	1	0	2	0	0	-
6	Stacey Christy	4	7	3	12	.333	2	0	0	0	0	0	0	0	0	-
9	Rhegan Mitchell	4	2	1	9	.111	43	1	0	0	8	0	0	0	0	-
14	Ester Talamazzi	4	11	8	31	.097	0	2	4	3	15	0	1	0	0	-
5	Carol Rafferty	4	0	1	2	-.500	2	1	2	3	11	0	0	0	0	-
16	Rhana Mitchell	4	0	0	0	.000	1	0	3	1	6	0	0	0	0	-
19	Marisa Cerchio	2	0	2	4	.500	0	0	0	0	0	0	0	0	0	-
20	Abby McKinzie	2	0	0	0	.000	0	0	0	0	0	0	0	0	0	-
22	Kai Young	4	2	3	11	-.091	0	0	0	0	0	0	0	3	0	-
Totals		4	53	28	135	.185	50	5	9	8	50	0	8	0	0	-

**Team Attack By Set**

Set	K	E	TA	Pct
1	13	7	36	.167
2	15	8	31	.226
3	11	8	34	.088
4	14	5	34	.265

TOTAL TEAM BLOCKS: 4.0

**SET SCORES**

	1	2	3	4	Team Records:
Virginia Tech (1)	25	21	20	16	7-11, 1-6 ACC
North Carolina (3)	22	25	25	25	8-7, 5-2 ACC

#	North Carolina	Attack				Serve			Block				Pts			
		S	K	E	TA	Pct	Ast	SA	SE	RE	Dig	BS		BA	BE	BH
2	Kendra Koetter	4	0	0	1	.000	23	0	1	0	3	0	0	0	1	-
3	Beth Nordhorn	4	10	1	18	.500	0	0	0	0	1	0	2	0	0	-
6	Holly Carlton	4	14	4	30	.333	15	0	2	0	2	0	3	0	0	-
7	Katharine Esterley	4	2	1	7	.143	0	0	0	0	0	1	2	0	0	-
18	Sehrena Hull	2	0	0	0	.000	0	0	0	0	4	0	0	0	0	-
43	Taylor Leath	4	17	4	34	.382	0	5	0	1	9	0	2	0	0	-
4	Taylor Borup	4	8	2	22	.273	1	0	0	1	4	0	0	0	0	-
5	Taylor Frisano	4	1	2	5	-.200	1	0	0	0	0	0	5	0	0	-
8	Casey Jacobs	4	0	0	0	.000	3	1	1	3	16	0	0	0	0	-
10	Sydney Fields	2	0	1	3	-.333	0	0	0	0	0	0	0	0	0	-
14	Madison Laufenberg	1	0	0	1	.000	0	0	0	0	0	0	0	1	0	-
17	Maddie Grace Hough	4	0	0	0	.000	1	0	1	0	3	0	0	0	0	-
25	Greer Moseman	4	0	0	0	.000	0	2	2	0	7	0	0	0	0	-
Totals		4	52	15	121	.306	44	8	7	5	46	1	15	2	1	-

**Team Attack By Set**

Set	K	E	TA	Pct
1	11	8	32	.094
2	13	3	31	.323
3	14	3	33	.333
4	14	1	25	.520

TOTAL TEAM BLOCKS: 8.5

Site: Chapel Hill, N.C. (Dean Smith Center)  
Date: Oct 13, 2017 Attend: 19246 Time: 2:03  
Referees: Carla Bunner, Yung Park  
Line Judges: Amy Milton, Steve Truckenbrod  
Broke the NCAA Volleyball attendance record.  
Played prior to Late Night with Roy.



### Volleyball Box Score The Automated ScoreBook Virginia Tech vs NC State (Oct 15, 2017 at Raleigh, N.C.)



#	Virginia Tech	Attack				Serve			Block				Pts			
		S	K	E	TA	Pct	Ast	SA	SE	RE	Dig	BS		BA	BE	BH
1	Kaitly Smith	3	6	6	18	.000	1	0	1	0	4	0	0	1	0	-
3	Cara Cunningham	4	4	3	8	.125	0	0	0	0	0	1	3	0	0	-
6	Stacey Christy	4	9	3	22	.273	1	0	1	0	0	0	3	0	0	-
9	Rhegan Mitchell	4	5	1	7	.571	48	0	0	0	6	0	1	0	0	-
14	Ester Talamazzi	4	11	5	34	.176	1	1	2	0	13	0	2	0	0	-
16	Rhana Mitchell	3	0	0	0	.000	1	0	0	0	4	0	0	0	0	-
4	Jaila Tolbert	4	22	8	40	.350	0	0	0	0	0	0	3	0	0	-
5	Carol Rafferty	4	0	0	2	.000	6	1	2	0	16	0	0	0	0	-
8	Alex Toben	1	0	0	0	.000	0	0	0	0	0	0	0	0	0	-
10	Kylie Thomas	1	0	0	0	.000	0	0	1	0	1	0	0	0	0	-
19	Marisa Cerchio	3	4	4	16	.000	0	0	0	0	0	0	0	0	0	-
20	Abby McKinzie	4	0	0	0	.000	0	0	0	0	6	0	0	0	0	-
Totals		4	61	30	147	.211	58	2	7	0	50	1	12	1	0	-

**Team Attack By Set**

Set	K	E	TA	Pct
1	21	6	37	.405
2	11	11	32	.000
3	16	6	37	.270
4	13	7	41	.146

TOTAL TEAM BLOCKS: 7.0

**SET SCORES**

	1	2	3	4	Team Records:
Virginia Tech (1)	26	16	20	21	7-12, 1-7 ACC
NC State (3)	24	25	25	25	13-6, 8-0 ACC

#	NC State	Attack				Serve			Block				Pts			
		S	K	E	TA	Pct	Ast	SA	SE	RE	Dig	BS		BA	BE	BH
2	Grace Irvin	4	0	0	1	.000	1	0	0	0	6	0	0	0	0	-
4	Kylie Pickrell	4	2	1	6	.167	53	0	0	0	6	0	1	0	0	-
11	Julia Brown	4	12	6	39	.154	0	0	0	1	10	0	2	2	0	-
15	Kaitlyn Kearney	4	7	1	18	.333	0	0	0	0	2	3	4	0	0	-
20	Lauren Terry	4	8	2	12	.500	0	0	0	0	1	1	6	1	0	-
30	Teni Sopotan	4	16	2	32	.438	0	0	0	0	2	0	4	0	0	-
5	Bree Bailey															

## 2017 BOX SCORES



### Volleyball Box Score The Automated ScoreBook Duke vs Virginia Tech (Oct 22, 2017 at Blacksburg, Va.)



#	Duke	Attack				Ast	Serve			Block				BH	Pts	
		S	K	E	TA		Pct	SA	SE	RE	Dig	BS	BA			BE
1	Kelli Kalinoski	5	0	0	0	.000	2	0	0	0	6	0	0	0	0	-
8	Emma Paradiso	5	2	0	2	1.000	27	1	0	0	8	0	0	0	1	-
10	Anna Kropf	5	8	3	17	.294	0	0	0	0	0	9	0	0	0	-
12	Summer Brown	5	7	3	18	.222	0	1	1	0	5	0	1	0	0	-
16	Cadie Bates	5	13	3	35	.286	3	2	3	1	9	0	3	0	0	-
17	Samantha Amos	5	18	5	38	.342	0	0	0	0	1	1	1	0	0	-
2	Jessi Bartholomew	5	13	3	30	.333	0	0	0	0	1	0	5	0	0	-
5	Nicole Elatrache	5	1	0	1	1.000	3	1	0	0	18	0	0	0	0	-
11	Payton Schwartz	5	6	8	28	.071	0	0	1	1	4	0	1	0	0	-
13	Sarah Nelson	5	0	0	0	.000	27	2	1	0	5	0	0	0	0	-
Team																
Totals		5	68	25	169	.254	62	7	6	3	57	1	20	0	1	-

**Team Attack By Set**

Set	K	E	TA	Pct
1	18	7	37	.297
2	13	8	44	.114
3	14	1	34	.382
4	11	5	29	.207
5	12	4	25	.320

TOTAL TEAM BLOCKS: 11.0

**SET SCORES**

	1	2	3	4	5	Team Records:
Duke (3)	27	19	25	25	15	13-8 (5-5 ACC)
Virginia Tech (2)	29	25	23	15	13	8-13 (2-8 ACC)

#	Virginia Tech	Attack				Ast	Serve			Block				BH	Pts	
		S	K	E	TA		Pct	SA	SE	RE	Dig	BS	BA			BE
1	Kaity Smith	5	15	8	36	.194	0	0	1	2	12	0	2	0	0	-
3	Cara Cunningham	5	4	2	18	.111	1	0	0	0	1	2	2	0	0	-
4	Jaila Tolbert	5	14	5	30	.300	1	0	0	1	3	0	1	0	0	-
6	Stacey Christy	5	13	1	22	.545	0	0	1	0	1	0	4	0	0	-
9	Rhegan Mitchell	5	5	1	12	.333	55	0	0	0	9	0	2	0	3	-
14	Ester Talamazzi	5	15	8	39	.179	1	0	3	2	6	0	0	0	0	-
5	Carol Raffety	5	0	1	2	.500	7	3	0	2	24	0	0	0	0	-
8	Alex Toben	2	0	0	0	.000	0	0	0	0	0	0	0	0	0	-
16	Rhana Mitchell	5	1	0	1	1.000	0	0	0	0	10	0	0	0	1	-
19	Marisa Cerchio	4	2	1	7	.143	0	0	0	0	0	0	1	0	0	-
20	Abby McKinzie	3	0	0	0	.000	1	0	0	0	1	0	0	0	0	-
22	Kai Young	1	0	0	0	.000	0	0	0	0	0	0	0	0	0	-
Totals		5	69	27	167	.251	66	3	5	7	67	1	12	2	4	-

**Team Attack By Set**

Set	K	E	TA	Pct
1	16	5	34	.324
2	15	3	38	.316
3	22	9	43	.302
4	9	9	33	.000
5	7	1	19	.316

TOTAL TEAM BLOCKS: 7.0

Site: Blacksburg, Va. (Cassell Coliseum)  
Date: Oct 22, 2017 Attend: 787 Time: 2:30  
Referees: Bonnie Oconner, Suzanne Lowry  
Line Judges: Douglas Mabry, Walter Midkiff



### Volleyball Box Score The Automated ScoreBook Virginia Tech vs Syracuse (Oct 27, 2017 at Syracuse, N.Y.)



#	Virginia Tech	Attack				Ast	Serve			Block				BH	Pts		
		S	K	E	TA		Pct	SA	SE	RE	Dig	BS	BA			BE	
1	Kaity Smith	3	7	8	32	-.031	0	0	0	2	9	0	0	1	0	-	
3	Cara Cunningham	3	3	1	11	.182	0	0	0	0	0	0	0	1	1	0	-
4	Jaila Tolbert	3	7	3	21	.190	0	0	0	0	1	0	1	0	1	0	-
9	Rhegan Mitchell	3	3	0	8	.375	24	1	0	0	6	0	3	0	0	-	
14	Ester Talamazzi	3	5	4	20	.050	1	0	1	0	6	0	0	0	0	-	
22	Kai Young	3	3	1	7	.286	0	0	0	0	0	0	0	4	0	-	
5	Carol Raffety	3	0	0	0	.000	2	0	0	1	11	0	0	0	0	-	
8	Alex Toben	3	0	1	1	-1.000	1	0	0	0	4	0	0	0	0	-	
16	Rhana Mitchell	3	0	0	0	.000	0	0	0	0	2	0	0	0	0	-	
19	Marisa Cerchio	1	1	1	3	.000	0	0	0	0	0	0	0	1	0	-	
20	Abby McKinzie	2	0	0	0	.000	0	0	0	0	0	0	0	0	0	-	
Totals		3	29	19	103	.097	28	1	1	3	39	0	10	2	0	-	

**Team Attack By Set**

Set	K	E	TA	Pct
1	11	5	40	.150
2	7	7	38	.000
3	11	7	25	.160

TOTAL TEAM BLOCKS: 5.0

**SET SCORES**

	1	2	3	Team Records:
Virginia Tech (0)	19	13	18	8-14, 2-9 ACC
Syracuse (3)	25	25	25	16-8, 8-3 ACC

#	Syracuse	Attack				Ast	Serve			Block				BH	Pts	
		S	K	E	TA		Pct	SA	SE	RE	Dig	BS	BA			BE
3	Anastasiya Gorelina	3	14	4	35	.286	0	0	1	1	8	0	0	1	0	-
7	Ella Saada	3	10	2	23	.348	1	1	1	0	5	0	1	0	0	-
9	Christina Oyawale	3	6	0	9	.667	0	0	0	0	1	0	3	0	0	-
12	Amber Witherspoon	3	7	1	14	.429	0	0	0	0	1	0	6	2	0	-
14	Jalissa Trotter	3	2	2	5	.000	34	0	2	0	9	0	3	0	0	-
19	Santita Ebangwese	3	10	1	15	.600	0	0	0	0	3	1	1	0	0	-
2	Dana Valley	3	0	0	0	.000	5	0	0	0	5	0	0	0	0	-
6	Kendra Lukacs	2	0	0	0	.000	0	0	0	0	4	0	0	0	0	-
8	Annie Bozzo	3	0	0	0	.000	0	2	0	0	0	0	0	0	0	-
11	Belle Sand	3	0	0	0	.000	5	2	2	0	12	0	0	0	0	-
15	Dana Gardner	1	0	0	1	.000	0	0	0	0	0	0	0	0	0	-
16	Maria Levanova	2	1	0	1	1.000	0	0	0	0	0	0	0	0	0	-
Totals		3	50	10	103	.388	45	3	8	1	48	1	14	3	0	-

**Team Attack By Set**

Set	K	E	TA	Pct
1	18	6	41	.293
2	17	3	35	.400
3	15	1	27	.519

TOTAL TEAM BLOCKS: 8.0

Site: Syracuse, N.Y. (Women's Building)  
Date: Oct 27, 2017 Attend: 189 Time: 1:27  
Referees: William Carson, Steve Kenyon  
Line Judges: Tim Laverty, Kathy Gancarz



### Volleyball Box Score The Automated ScoreBook Virginia Tech vs Boston College (Oct 29, 2017 at Chestnut Hill, Mass.)



#	Virginia Tech	Attack				Ast	Serve			Block				BH	Pts	
		S	K	E	TA		Pct	SA	SE	RE	Dig	BS	BA			BE
1	Kaity Smith	4	14	8	41	.146	0	0	1	1	13	0	3	0	1	-
3	Cara Cunningham	4	3	1	15	.133	0	0	2	0	2	0	5	0	0	-
4	Jaila Tolbert	4	12	5	27	.259	1	0	0	0	4	0	4	0	0	-
9	Rhegan Mitchell	4	3	0	10	.300	32	1	2	0	14	0	2	0	1	-
14	Ester Talamazzi	4	2	3	12	-.083	3	0	1	1	3	0	1	1	0	-
22	Kai Young	4	7	5	17	.118	0	0	0	0	0	7	1	0	0	-
5	Carol Raffety	4	0	0	0	.000	4	0	2	2	13	0	0	0	0	-
8	Alex Toben	1	0	0	0	.000	0	0	0	0	0	0	0	0	0	-
11	Mandy Powers	1	0	0	0	.000	0	0	0	0	0	0	0	0	0	-
15	Kelly Esch	2	2	3	15	-.067	1	0	0	0	2	0	2	0	0	-
16	Rhana Mitchell	4	0	0	0	.000	1	0	0	3	9	0	0	0	0	-
19	Marisa Cerchio	2	2	1	6	.167	0	0	0	0	0	0	0	0	0	-
20	Abby McKinzie	3	0	0	0	.000	0	0	0	1	2	0	0	0	0	-
Totals		4	45	26	143	.133	42	1	8	8	62	0	24	2	2	-

**Team Attack By Set**

Set	K	E	TA	Pct
1	15	6	30	.300
2	6	8	34	-.059
3	12	7	34	.147
4	12	5	45	.156

TOTAL TEAM BLOCKS: 12.0

**SET SCORES**

	1	2	3	4	Team Records:
Virginia Tech (1)	25	14	19	23	8-15, 2-10 ACC
Boston College (3)	18	25	25	25	6-16, 3-9 ACC

#	Boston College	Attack				Ast	Serve			Block				BH	Pts	
		S	K	E	TA		Pct	SA	SE	RE	Dig	BS	BA			BE
1	Jane DeJard	4	4	1	7	.429	37	1	0	0	11	0	4	1	1	-
4	Sophia West	4	4	1	14	.214	0	0	0	0	1	0	5	0	0	-
8	Clare Naughton	1	1	2	1	-.167	1	0	0	0	0	1	0	0	0	-
10	Sol Galvete	1	0	1	1	-1.000	0	0	0	0	0	0	0	0	0	-
13	Lynn Braakhuis	4	12	5	30	.233	1	1	1	0	15	1	0	1	0	-
14	Amaka Chukwujekwu	4	3	4	14	-.071	1	1	3	1	1	0	3	0	0	-
3	Camille Oemcke	1	0	0	0	.000	1	0	1	0	1	0	0	0	0	-
6	Mckenna Goss	4	14	3	35	.314	0	0	0	0	14	0	3	0	0	-
9	Jill Strockis	4														



2017 BOX SCORES



**Volleyball Box Score**  
**The Automated ScoreBook**  
Clemson vs Virginia Tech (Nov 05, 2017 at Blacksburg, Va.)



#	Clemson	Attack				Ast	Serve			Block				Pts		
		S	K	E	TA		Pct	SA	SE	RE	Dig	BS	BA		BE	BH
1	Kaylin Korte	4	13	7	38	.158	0	0	0	0	9	0	2	1	0	-
4	Emily Curtis	4	0	0	0	.000	1	0	1	0	5	0	0	0	0	-
6	Alyssa Deloney	4	5	4	17	.059	0	0	0	0	0	0	4	0	0	-
8	Keely Hayes	4	0	0	3	.000	25	0	2	0	0	0	1	1	1	-
11	Megan McGinley	4	4	2	13	.154	0	0	1	0	0	0	1	0	0	-
15	Jaden Light	4	3	2	13	.077	0	0	0	0	1	0	5	0	0	-
7	Caroline Pearson	1	0	0	0	.000	3	0	0	0	3	0	0	0	1	-
9	Kennedy Wilson-Talma	4	0	0	0	.000	1	1	2	2	5	0	0	0	0	-
12	Kailey Harvell	4	9	6	26	.115	0	0	0	0	0	0	0	0	0	-
14	Annie Carter	1	0	1	1	-1.000	0	0	0	0	0	0	0	0	0	-
19	Madi Howell	4	0	0	0	.000	3	0	0	3	9	0	0	0	0	-
Totals		4	34	22	111	.108	33	1	6	5	32	0	13	2	2	-

**Team Attack By Set**

Set	K	E	TA	Pct
1	13	2	22	.500
2	7	4	23	.130
3	3	8	30	-.167
4	11	8	36	.083

**SET SCORES**

1	2	3	4	Team Records:
Clemson (1)	25	9	14	13 7-19 (2-12 ACC)
Virginia Tech (3)	14	25	25	25 9-16 (3-11 ACC)

TOTAL TEAM BLOCKS: 6.5

#	Virginia Tech	Attack				Ast	Serve			Block				Pts		
		S	K	E	TA		Pct	SA	SE	RE	Dig	BS	BA		BE	BH
1	Kaitly Smith	4	15	5	35	.286	1	1	1	1	5	0	1	0	0	-
3	Cara Cunningham	4	5	2	10	.300	0	2	0	0	2	0	3	0	0	-
4	Jaila Tolbert	4	12	3	18	.500	1	0	0	0	2	0	3	0	0	-
6	Stacey Christy	4	9	2	15	.467	0	0	0	0	1	3	0	0	0	-
9	Rhegan Mitchell	4	2	0	7	.286	34	0	0	0	9	0	0	0	0	-
19	Marisa Cerchio	3	2	2	9	.000	0	0	0	0	0	0	0	0	0	-
5	Carol Raffety	4	0	0	1	.000	5	1	3	0	11	0	0	0	0	-
11	Mandy Powers	1	0	0	0	.000	2	0	0	0	1	0	0	0	0	-
14	Ester Talamazzi	1	1	1	2	.000	0	0	0	0	0	0	0	0	0	-
20	Abby McKinzie	4	0	0	0	.000	1	1	0	0	6	0	0	0	0	-
21	Melody Caloyannides	4	4	4	12	.000	1	0	1	0	11	0	2	0	0	-
22	Kai Young	1	0	1	1	-1.000	0	0	0	0	0	0	0	0	0	-
Totals		4	50	20	110	.273	45	5	5	1	47	1	12	0	0	-

**Team Attack By Set**

Set	K	E	TA	Pct
1	11	10	29	.034
2	14	2	21	.571
3	13	7	34	.176
4	12	1	26	.423

Site: Blacksburg, Va. (Cassell Coliseum)  
Date: Nov 05, 2017 Attend: 491 Time: 1:40  
Referees: Wayne Clark, Dennis Branch  
Line judges: Doug Mabry, Walter Midkiff

TOTAL TEAM BLOCKS: 7.0



**Volleyball Box Score**  
**The Automated ScoreBook**  
Virginia Tech vs Notre Dame (11/10/17 at Notre Dame, Ind.)



#	Virginia Tech	Attack				Ast	Serve			Block				Pts		
		S	K	E	TA		Pct	SA	SE	RE	Dig	BS	BA		BE	BH
1	Kaitly Smith	3	8	9	27	-.037	0	1	3	2	11	0	1	0	0	-
3	Cara Cunningham	3	6	0	17	.353	0	0	1	0	0	0	4	0	0	-
4	Jaila Tolbert	3	5	4	20	.050	0	0	0	0	1	0	4	0	0	-
6	Stacey Christy	3	4	2	9	.222	0	0	0	0	0	0	3	0	0	-
9	Rhegan Mitchell	3	0	0	5	.000	24	0	0	0	8	0	1	0	0	-
19	Marisa Cerchio	3	5	5	16	.000	0	0	0	0	1	0	1	0	0	-
5	Carol Raffety	3	0	0	0	.000	2	0	1	0	16	0	0	0	0	-
8	Alex Toben	3	0	0	0	.000	0	0	0	2	1	0	0	0	0	-
11	Mandy Powers	2	0	0	0	.000	1	0	0	0	0	0	0	0	0	-
14	Ester Talamazzi	1	1	1	5	.000	0	0	0	0	3	0	0	0	0	-
16	Rhana Mitchell	1	0	0	0	.000	0	0	1	0	2	0	0	0	0	-
20	Abby McKinzie	2	0	0	0	.000	0	0	1	0	0	0	0	0	0	-
21	Melody Caloyannides	2	0	2	2	-1.000	0	0	1	0	3	0	0	0	0	-
Totals		3	29	23	101	-.059	27	1	8	4	46	0	14	0	0	-

**Team Attack By Set**

Set	K	E	TA	Pct
1	9	7	32	.062
2	12	8	33	.121
3	8	8	36	.000

**SET SCORES**

1	2	3	4	Team Records:
Virginia Tech (0)	16	18	15	9-17, 3-12 ACC
Notre Dame (3)	25	25	25	18-8, 8-7 ACC

TOTAL TEAM BLOCKS: 7.0

#	Notre Dame	Attack				Ast	Serve			Block				Pts		
		S	K	E	TA		Pct	SA	SE	RE	Dig	BS	BA		BE	BH
3	Sam Fry	3	3	3	12	.000	0	1	2	0	5	1	4	0	0	-
5	Sydney Kuhn	3	11	2	37	.243	0	2	0	0	4	2	1	0	0	-
8	Caroline Holt	3	1	0	4	.250	30	0	0	0	4	0	1	0	0	-
9	Rebecca Nunge	3	7	4	21	.143	0	0	0	0	2	0	5	0	0	-
16	Meg Morningstar	3	4	0	7	.571	0	0	0	0	1	0	4	0	0	-
20	Madison Cruzado	3	0	0	0	.000	0	0	0	0	1	0	0	0	0	-
2	Natalie Johnson	3	0	0	0	.000	0	1	2	0	6	0	0	0	0	-
4	Ryann DeJard	3	0	0	0	.000	5	0	2	1	16	0	0	0	0	-
12	Jemma Yeardon	3	12	3	25	.360	0	0	1	0	5	0	3	1	0	-
Totals		3	38	12	106	.245	35	4	7	1	44	3	18	1	0	-

**Team Attack By Set**

Set	K	E	TA	Pct
1	13	6	42	.167
2	11	4	27	.259
3	14	2	37	.324

Site: Notre Dame, Ind. (Purcell Pavilion)  
Date: 11/10/17 Attend: 844 Time: 1:26  
Referees: Hansen Leong, Steve Kenyon  
Line judges: Henry Yun-Ping Chen, Milan Vuchenich

TOTAL TEAM BLOCKS: 12.0



**Volleyball Box Score**  
**The Automated ScoreBook**  
Virginia Tech vs Louisville (Nov 12, 2017 at Louisville, KY)



#	Virginia Tech	Attack				Ast	Serve			Block				Pts		
		S	K	E	TA		Pct	SA	SE	RE	Dig	BS	BA		BE	BH
1	Kaitly Smith	3	17	6	34	.324	1	0	3	0	9	0	3	0	0	-
3	Cara Cunningham	3	5	2	9	.333	0	0	3	0	0	0	3	0	0	-
4	Jaila Tolbert	3	6	3	17	.176	0	0	0	0	6	0	1	0	0	-
6	Stacey Christy	3	2	2	12	.000	0	0	0	0	0	0	4	0	0	-
9	Rhegan Mitchell	3	2	1	9	.111	30	0	0	0	3	0	1	1	1	-
19	Marisa Cerchio	3	3	1	6	.333	0	0	0	0	1	1	0	0	0	-
5	Carol Raffety	3	0	0	1	.000	2	0	1	1	8	0	0	0	0	-
14	Ester Talamazzi	2	1	1	15	.000	0	1	2	1	2	0	2	0	0	-
16	Rhana Mitchell	1	0	0	0	.000	0	0	0	0	0	0	0	0	0	-
21	Melody Caloyannides	2	0	1	1	-1.000	1	0	1	1	3	0	0	0	0	-
Totals		3	36	17	104	.183	34	1	10	3	32	1	14	1	1	-

**Team Attack By Set**

Set	K	E	TA	Pct
1	13	6	32	.219
2	13	3	29	.345
3	10	8	43	.047

**SET SCORES**

1	2	3	4	Team Records:
Virginia Tech (0)	26	18	16	9-18, 3-13
Louisville (3)	28	25	25	21-6, 14-2

TOTAL TEAM BLOCKS: 8.0

#	Louisville	Attack				Ast	Serve			Block				Pts		
		S	K	E	TA		Pct	SA	SE	RE	Dig	BS	BA		BE	BH
4	Gabbie Wiley	3	0	0	0	.000	0	0	0	0	4	0	0	0	0	-
10	Melanie McHenry	3	7	5	21	.095	1	0	0	0	9	0	1	0	0	-
12	Wilma Rivera	3	1	2	5	-.200	40	0	3	0	8	0	0	0	0	-
18	Amanda Green	3	13	3	29	.345	0	1	2	1	8	1	1	0	0	-
19	Maggie DeJong	3	8	2	11	.545	0	0	1	0	0	0	3	0	0	-
25	Jasmine Bennett	3	8	2	14	.429	0	0	0	0	1	1	1	0	0	-
1	Molly Sauer	3	0	0	0	.000	0	2	1	0	11	0	0	0	0	-
8	Alexis Hamilton	2	0	0	0	.000	0	0	0	0	2	0	0	0	0	-
9	Coline Coessens	3	0	0	0	.000	0	0	0	1	1	0	0	0	0	-
17	Tess Clark	3	10	1	20	.450	0	0	0	0	0	2	2	0	0	-
Totals		3	47	15	100	.320	41	3	7	1	44	2	8	0	0	-

**Team Attack By Set**

Set	K	E	TA	Pct
1	17	6	36	.306
2	18	4	30	.467
3	12	5	34	.206

Site: Louisville, KY (Cardinal Arena)  
Date: Nov 1

## 2017 BOX SCORES



### Volleyball Box Score The Automated ScoreBook Miami vs Virginia Tech (Nov 19, 2017 at Blacksburg, Va.)



#	Miami	Attack					Serve			Block				Pts		
		S	K	E	TA	Pct	Ast	SA	SE	RE	Dig	BS	BA		BE	BH
5	Haley Templeton	3	4	0	9	.444	31	8	2	0	2	0	0	0	0	-
7	Madison Dill	3	7	2	11	.455	0	0	0	0	2	0	3	0	0	-
9	Elizaveta Lukianova	3	8	3	14	.357	0	0	0	0	1	0	3	0	0	-
11	Lucia Pampana	3	5	2	13	.231	0	0	0	0	0	1	0	0	0	-
12	Olga Strantzali	3	10	2	25	.320	2	0	1	1	4	0	0	0	0	-
14	Kolby Bird	2	5	4	16	.062	1	0	0	0	4	0	0	0	0	-
1	Sara Duque	3	0	0	0	.000	0	1	1	0	4	0	0	0	0	-
2	Sylvia Hernandez	3	0	0	0	.000	2	1	0	0	12	0	0	0	0	-
3	Hannah Sorensen	3	0	0	0	.000	0	0	2	0	0	0	0	0	0	-
16	Cameron Dobbs	1	1	0	5	.200	0	1	0	0	2	0	0	0	0	-
Totals		3	40	13	93	.290	36	11	6	1	31	1	6	0	0	-

**Team Attack By Set**

Set	K	E	TA	Pct
1	15	4	34	.324
2	13	5	34	.235
3	12	4	25	.320

**SET SCORES**

	1	2	3	Team Records:
Miami (3)	25	25	25	19-5 (13-5 ACC)
Virginia Tech (0)	19	22	14	9-20 (3-15 ACC)

#	Virginia Tech	Attack					Serve			Block				Pts		
		S	K	E	TA	Pct	Ast	SA	SE	RE	Dig	BS	BA		BE	BH
1	Kaitly Smith	3	3	4	15	-.067	0	0	2	3	3	0	1	0	0	-
3	Cara Cunningham	3	8	0	10	.800	0	0	0	0	0	0	1	0	0	-
4	Jaila Tolbert	3	7	1	16	.375	0	1	0	0	5	0	1	1	0	-
6	Stacey Christy	2	1	2	5	-.200	0	0	1	0	0	0	1	0	0	-
9	Rhegan Mitchell	3	1	1	4	.000	26	0	0	0	8	0	0	0	1	-
14	Ester Talamazzi	3	11	7	25	.160	1	0	0	0	7	0	0	0	0	-
5	Carol Raffety	3	0	0	0	.000	4	0	2	1	9	0	0	0	0	-
10	Kylie Thomas	1	0	0	0	.000	0	0	0	0	0	0	0	0	0	-
19	Marisa Cerchio	2	2	1	12	.083	0	0	0	0	0	0	0	0	0	-
20	Abby McKinzie	3	0	0	0	.000	0	0	0	2	4	0	0	0	0	-
21	Melody Caloyannides	2	0	0	0	.000	0	0	0	1	2	0	0	0	0	-
22	Kai Young	1	1	0	1	1.000	0	0	0	0	0	0	0	0	0	-
Team										4						-
Totals		3	34	16	88	.205	31	1	6	11	38	0	4	1	1	-

**Team Attack By Set**

Set	K	E	TA	Pct
1	11	5	30	.200
2	13	6	32	.219
3	10	5	26	.192

Site: Blacksburg, Va. (Cassell Coliseum)  
Date: Nov 19, 2017 Attend: 468 Time: 1:40  
Referees: Dennis Branch, Claire Rauscher  
Line judges: Walter Midkiff, Tyler Edwards



### Volleyball Box Score The Automated ScoreBook Virginia vs Virginia Tech (Nov 22, 2017 at Blacksburg, Va.)



#	Virginia	Attack					Serve			Block				Pts		
		S	K	E	TA	Pct	Ast	SA	SE	RE	Dig	BS	BA		BE	BH
2	Alex Spencer	5	11	6	38	.132	2	0	2	4	9	0	1	1	0	-
6	Megan Wilson	5	3	0	3	1.000	46	0	1	0	10	0	1	1	0	-
8	Chino Anukwuem	5	15	2	29	.448	0	0	0	0	0	2	1	3	0	-
16	Jennifer Wineholt	3	1	2	8	-.125	2	1	0	0	4	1	0	0	0	-
18	Haley Fauntleroy	5	8	2	12	.500	0	0	0	0	0	0	2	0	0	-
21	Sarah Billiard	5	9	6	29	.103	0	0	0	0	1	1	0	0	0	-
3	Kelsey Miller	5	0	0	0	.000	0	1	2	1	17	0	0	0	0	-
5	Jane Horner	5	0	0	0	.000	2	3	0	0	9	0	0	0	0	-
7	Jelena Novakovic	4	12	7	32	.156	1	0	1	1	6	0	2	0	0	-
13	Kat Young	1	1	0	1	1.000	0	0	0	0	0	0	1	0	0	-
25	Olivia Wolodkewitsch	3	0	0	0	.000	0	0	0	0	2	0	0	0	0	-
Team										2						-
Totals		5	60	25	152	.230	53	5	6	8	58	4	8	5	0	-

**Team Attack By Set**

Set	K	E	TA	Pct
1	17	5	42	.286
2	9	7	29	.069
3	15	2	29	.448
4	13	9	32	.125
5	6	2	20	.200

**SET SCORES**

	1	2	3	4	5	Team Records:
Virginia (2)	27	19	25	19	10	7-23 (3-16 ACC)
Virginia Tech (3)	25	25	13	25	15	10-20 (4-15 ACC)

#	Virginia Tech	Attack					Serve			Block				Pts		
		S	K	E	TA	Pct	Ast	SA	SE	RE	Dig	BS	BA		BE	BH
1	Kaitly Smith	5	21	7	46	.304	0	1	4	2	9	1	3	0	0	-
3	Cara Cunningham	5	7	4	18	.167	0	0	0	0	3	1	8	1	0	-
4	Jaila Tolbert	5	16	3	32	.406	0	1	2	0	7	1	5	1	0	-
6	Stacey Christy	5	5	1	8	.500	0	0	0	0	0	0	3	0	0	-
9	Rhegan Mitchell	5	5	1	7	.571	49	1	4	2	8	0	3	0	1	-
14	Ester Talamazzi	5	3	4	18	-.056	2	4	2	0	15	0	0	0	0	-
5	Carol Raffety	5	0	0	1	.000	5	1	3	1	16	0	0	0	0	-
10	Kylie Thomas	4	0	0	0	.000	0	0	0	0	1	0	0	0	0	-
19	Marisa Cerchio	5	6	3	23	.130	0	0	0	0	1	0	0	0	0	-
20	Abby McKinzie	1	0	0	0	.000	0	0	0	2	1	0	0	0	0	-
Team										2						-
Totals		5	63	23	153	.261	56	8	11	5	61	3	22	2	1	-

**Team Attack By Set**

Set	K	E	TA	Pct
1	14	7	39	.179
2	15	5	29	.345
3	8	5	27	.111
4	14	4	30	.333
5	12	2	28	.357

Site: Blacksburg, Va. (Cassell Coliseum)  
Date: Nov 22, 2017 Attend: 554 Time: 2:20  
Referees: Stephen Shepherd, Robert Kyle  
Line judges: DJ Preston, Scott Wolk



### Volleyball Box Score The Automated ScoreBook Pitt vs Virginia Tech (Nov 24, 2017 at Blacksburg, Va.)



#	Pitt	Attack					Serve			Block				Pts		
		S	K	E	TA	Pct	Ast	SA	SE	RE	Dig	BS	BA		BE	BH
3	Karnalani Akeo	3	1	1	3	.000	39	2	0	0	6	0	0	0	1	-
5	Chinaza Ndee	3	2	1	7	.143	0	0	0	0	1	0	4	0	0	-
7	Layne Van Buskirk	3	6	3	17	.176	0	0	0	0	0	2	3	0	0	-
13	Stephanie Williams	3	10	5	27	.185	3	0	2	0	7	0	2	1	0	-
17	Nika Markovic	3	20	2	43	.419	1	0	2	0	6	0	1	0	0	-
23	Kayla Lund	3	7	4	19	.158	1	0	1	1	12	0	2	0	0	-
4	Emily Horner	1	0	0	0	.000	0	0	1	0	1	0	0	0	0	-
10	Mariah Bell	3	3	1	9	.222	0	0	2	0	1	0	1	0	0	-
16	Angela Seman	3	1	0	1	1.000	3	1	1	0	11	0	0	0	0	-
21	Alex Rosignol	3	0	0	0	.000	0	0	0	0	0	0	3	0	0	-
Team										1						-
Totals		3	50	17	126	.262	47	3	9	2	45	2	16	1	1	-

**Team Attack By Set**

Set	K	E	TA	Pct
1	18	6	44	.273
2	17	5	39	.308
3	15	6	43	.209

**SET SCORES**

	1	2	3	Team Records:
Pitt (3)	25	26	27	24-6 (17-2 ACC)
Virginia Tech (0)	22	24	25	10-21 (4-16 ACC)

#	Virginia Tech	Attack					Serve			Block				Pts		
		S	K	E	TA	Pct	Ast	SA	SE	RE	Dig	BS	BA		BE	BH
1	Kaitly Smith	3	11	6	35	.143	0	0	2	0	6	1	1	1	0	-
3	Cara Cunningham	3	4	1	11	.273	0	2	1	0	2	2	2	1	0	-
6	Stacey Christy	3	4	1	11	.273	1	0	0	0	0	0	1	0	0	-
11	Mandy Powers	1	0	0	0	.000	0	0	0	0	0	0	0	0	0	-
14	Ester Talamazzi	3	2	1	6	.167	2	0	2	0	7	0	0	0	0	-
15	Kelly Esch	1	0	1	2	-.500	0	0	0	0	0	0	0	0	0	-
4	Jaila Tolbert	3	11	4	21	.333	0	0	0	0	8	0	1	1	0	-
5	Carol Raffety	3	0	0	0	.000	2	0	0	1	20	0	0	0	0	-
9	Rhegan Mitchell	3	1	0	4	.250	35	0	0	0	8	0	0	0	1	-
10	Kylie Thomas	1	0	0	0	.000	0	0	0	0	0	0	0	0	0	-
19	Marisa Cerchio	3	9	5	21	.190	0	0	0	0	0	0	1	0	0	-
20	Abby McKinzie	2	0	0	0	.000	0	0	0	1	0	0	0	0	0	-
Team										1						-
Totals		3	42	19	111	.207	40	2	5	3	51	3	6	3	1	-

**2017 OVERALL SEASON STATS**



**The Automated ScoreBook**  
 Virginia Tech Combined Team Statistics (as of Nov 27, 2017)  
**All matches**



Overall record: 10-21 Conf: 4-16 Home: 3-9 Away: 3-10 Neutral: 4-2

#	Player	sp	Attack				Set		Serve			Dig		Blocking					points			
			k	k/s	e	ta	pct	a	a/s	sa	se	sa/s	re	dig	dig/s	bs	ba	total		blk/s	be	bhe
4	Jaila Tolbert	115	318	2.77	100	659	.331	11	0.10	4	8	0.03	1	75	0.65	7	59	66	0.57	3	2	-
1	Kaity Smith	95	309	3.25	159	826	.182	9	0.09	11	50	0.12	33	190	2.00	4	26	30	0.32	3	1	-
14	Ester Talamazzi	106	290	2.74	168	888	.137	24	0.23	27	47	0.25	20	229	2.16	0	24	24	0.23	5	0	-
6	Stacey Christy	104	160	1.54	53	368	.291	8	0.08	8	14	0.08	0	29	0.28	8	62	70	0.67	3	1	-
3	Cara Cunningham	100	132	1.32	50	333	.246	4	0.04	8	16	0.08	1	21	0.21	12	69	81	0.81	9	0	-
19	Marisa Cerchio	76	114	1.50	65	333	.147	1	0.01	0	0	0.00	0	15	0.20	3	22	25	0.33	2	0	-
9	Rhegan Mitchell	113	66	0.58	24	203	.207	11	22	10	12	0.09	1	243	2.15	0	34	34	0.30	7	16	-
22	Kai Young	34	20	0.59	13	58	.121	0	0.00	0	1	0.00	0	1	0.03	1	21	22	0.65	2	0	-
21	Kelly Esch	23	17	0.74	18	69	-.014	1	0.04	0	0	0.00	1	3	0.13	0	2	2	0.09	2	0	-
15	Melody Caloyannides	15	8	0.53	10	31	-.065	3	0.20	0	3	0.00	2	22	1.47	0	2	2	0.13	1	0	-
5	Carol Raffety	115	3	0.03	3	21	.000	102	0.89	32	37	0.28	35	440	3.83	0	0	0	0.00	0	3	-
11	Mandy Powers	14	2	0.14	2	8	.000	42	3.00	0	1	0.00	0	14	1.00	0	1	1	0.07	0	1	-
16	Rhana Mitchell	39	1	0.03	0	1	1.000	7	0.18	0	5	0.00	5	47	1.21	0	0	0	0.00	0	1	-
10	Kylie Thomas	53	0	0.00	0	0	.000	6	0.11	8	5	0.15	5	78	1.47	0	0	0	0.00	0	0	-
8	Alex Toben	34	0	0.00	1	1	-1.000	2	0.06	1	5	0.03	6	35	1.03	0	0	0	0.00	0	0	-
20	Abby McKinzie	89	0	0.00	0	3	.000	8	0.09	6	11	0.07	23	103	1.16	0	0	0	0.00	0	0	-
VIRGINIA TECH		115	1440	12.52	667	3803	.203	1350	11.74	115	215	1.00	156	1545	13.43	35	322	196.0	1.70	37	25	-
Opponents		115	1487	12.93	568	3817	.241	1383	12.03	156	213	1.36	114	1479	12.86	54	423	265.5	2.31	37	33	-

Team Statistics	VT	OPP
<b>ATTACK</b>		
Kills	1440	1487
Errors	667	568
Total Attacks	3803	3817
Attack Pct	.203	.241
Kills/Set	12.5	12.9
<b>SET</b>		
Assists	1350	1383
Assists/Set	11.7	12.0
<b>SERVE</b>		
Aces	115	156
Errors	215	213
Aces/Set	1.0	1.4
<b>SERVE RECEPTIONS</b>		
Errors	156	114
Errors/Set	1.4	1.0
Attempts	2346	2202
Reception Pct	.934	.948
<b>DEFENSE</b>		
Digs	1545	1479
Digs/Set	13.4	12.9
<b>BLOCKING</b>		
Block Solo	35	54
Block Assist	322	423
Total Blocks	196.0	265.5
Blocks/Set	1.7	2.3
Block Errors	37	37
Ball handling errors	25	33
<b>ATTENDANCE</b>		
Total	9822	26792
Dates/Avg Per Date	12/818	13/2061
Neutral site #/Avg	6/423	
Current win streak	0	-
Home win streak	0	-

Date	Opponent	Score	Score by set	Att.
Aug 25	vs Idaho State	w 3-2	21-25,25-20,25-17,22-25,15-11	152
Aug 25	vs South Dakota State	w 3-0	25-16,25-12,25-19	111
Aug 26	at Milwaukee	w 3-2	23-25,25-23,18-25,25-21,15-10	419
Sep 1	vs Ole Miss	L 2-3	16-25,26-24,25-18,17-25,3-15	352
Sep 1	at Arkansas State	w 3-1	18-25,25-23,25-20,25-20	352
Sep 2	vs SMU	w 3-0	25-23,26-24,25-20	446
Sep 8	at Marshall	L 0-3	21-25,27-29,21-25	645
Sep 9	vs Maryland	L 0-3	22-25,15-25,22-25	738
Sep 9	vs Toledo	w 3-1	25-17,21-25,25-21,25-16	738
Sep 15	RADFORD	L 0-3	16-25,23-25,20-25	873
Sep 16	ETSU	L 0-3	20-25,21-25,14-25	563
*Sep 22	at Miami	L 1-3	20-25,25-23,18-25,23-25	475
*Sep 24	at #19 Florida State	L 1-3	19-25,25-23,15-25,20-25	832
*Sep 27	at Virginia	w 3-1	25-27,25-10,25-18,25-21	1084
*Oct 1	at Pitt	L 0-3	13-25,22-25,17-25	519
*Oct 6	LOUISVILLE	L 1-3	25-20,17-25,19-25,17-25	2361
*Oct 8	NOTRE DAME	L 1-3	17-25,25-21,23-25,19-25	574
*Oct 13	at North Carolina	L 1-3	25-22,21-25,20-25,16-25	19246
*Oct 15	at NC State	L 1-3	26-24,16-25,20-25,21-25	991
*Oct 20	WAKE FOREST	w 3-0	25-20,25-21,25-20	882
*Oct 22	DUKE	L 2-3	29-27,25-19,23-25,15-25,13-15	787
*Oct 27	at Syracuse	L 0-3	19-25,13-25,18-25	189
*Oct 29	at Boston College	L 1-3	25-18,14-25,19-25,23-25	287
*Nov 03	GEORGIA TECH	L 0-3	22-25,22-25,19-25	1179
*Nov 05	CLEMSON	w 3-1	14-25,25-9,25-14,25-13	491
*Nov 10	at Notre Dame	L 0-3	16-25,18-25,15-25	844
*Nov 12	at Louisville	L 0-3	26-28,18-25,16-25	909
*Nov 17	FLORIDA STATE	L 1-3	17-25,21-25,25-20,21-25	579
*Nov 19	MIAMI	L 0-3	19-25,22-25,14-25	468
*Nov 22	VIRGINIA	w 3-2	25-27,25-19,13-25,25-19,15-10	554
*Nov 24	PITT	L 0-3	22-25,24-26,25-27	511

Record in 3-set matches:3-11 • Record in 4-set matches:4-8 • Record in 5-set matches:3-2





**2017 CONFERENCE SEASON STATS**



**The Automated ScoreBook**  
 Virginia Tech Combined Team Statistics (as of Nov 27, 2017)  
**Conference matches**



Overall record: 4-16 Conf: 4-16 Home: 3-7 Away: 1-9 Neutral: 0-0

#	Player	sp	Attack				Set		Serve			Dig		Blocking					points			
			k	k/s	e	ta	pct	a	a/s	sa	se	sa/s	re	dig	dig/s	bs	ba	total		blk/s	be	bhe
4	Jaila Tolbert	74	222	3.00	70	454	.335	9	0.12	2	6	0.03	1	58	0.78	5	38	43	0.58	3	1	-
14	Ester Talamazzi	65	174	2.68	112	527	.118	17	0.26	21	37	0.32	13	150	2.31	0	11	11	0.17	2	0	-
1	Kaity Smith	60	170	2.83	104	485	.136	7	0.12	5	25	0.08	23	124	2.07	2	23	25	0.42	3	1	-
19	Marisa Cerchio	59	99	1.68	62	294	.126	1	0.02	0	0	0.00	0	15	0.25	2	14	16	0.27	2	0	-
6	Stacey Christy	64	95	1.48	30	222	.293	7	0.11	2	6	0.03	0	14	0.22	1	47	48	0.75	0	0	-
3	Cara Cunningham	69	93	1.35	35	242	.240	4	0.06	4	7	0.06	1	15	0.22	5	48	53	0.77	7	0	-
9	Rhegan Mitchell	74	50	0.68	16	149	.228	739	9.99	6	6	0.08	0	171	2.31	0	25	25	0.34	4	10	-
22	Kai Young	22	17	0.77	12	51	.098	0	0.00	0	0	0.00	0	0	0.00	1	18	19	0.86	2	0	-
21	Melody Caloyannides	13	8	0.62	8	27	.000	3	0.23	0	3	0.00	2	21	1.62	0	2	2	0.15	1	0	-
5	Carol Raffety	74	3	0.04	3	18	.000	69	0.93	19	26	0.26	23	286	3.86	0	0	0	0.00	0	1	-
15	Kelly Esch	5	2	0.40	5	20	-.150	1	0.20	0	0	0.00	0	2	0.40	0	2	2	0.40	0	0	-
16	Rhana Mitchell	26	1	0.04	0	1	1.000	6	0.23	0	5	0.00	5	42	1.62	0	0	0	0.00	0	1	-
11	Mandy Powers	6	0	0.00	0	0	.000	3	0.50	0	0	0.00	0	1	0.17	0	0	0	0.00	0	0	-
10	Kylie Thomas	28	0	0.00	0	0	.000	2	0.07	3	5	0.11	3	23	0.82	0	0	0	0.00	0	0	-
8	Alex Toben	19	0	0.00	1	1	-1.000	1	0.05	1	2	0.05	4	19	1.00	0	0	0	0.00	0	0	-
20	Abby McKinzie	52	0	0.00	0	3	.000	7	0.13	3	9	0.06	16	53	1.02	0	0	0	0.00	0	0	-
VIRGINIA TECH		74	934	12.62	459	2495	.190	876	11.84	66	137	0.89	103	994	13.43	16	228	130.0	1.76	24	14	-
Opponents		74	974	13.16	360	2469	.249	903	12.20	103	128	1.39	66	949	12.82	31	305	183.5	2.48	32	16	-

Team Statistics	VT	OPP	Date	Opponent	Score	Score by set	Att.	
<b>ATTACK</b>								
Kills	934	974	*Sep 22	at Miami	L 1-3	20-25,25-23,18-25,23-25	475	
Errors	459	360	*Sep 24	at #19 Florida State	L 1-3	19-25,25-23,15-25,20-25	832	
Total Attacks	2495	2469	*Sep 27	at Virginia	w 3-1	25-27,25-10,25-18,25-21	1084	
Attack Pct	.190	.249	*Oct 1	at Pitt	L 0-3	13-25,22-25,17-25	519	
Kills/Set	12.6	13.2	*Oct 6	LOUISVILLE	L 1-3	25-20,17-25,19-25,17-25	2361	
<b>SET</b>								
Assists	876	903	*Oct 8	NOTRE DAME	L 1-3	17-25,25-21,23-25,19-25	574	
Assists/Set	11.8	12.2	*Oct 13	at North Carolina	L 1-3	25-22,21-25,20-25,16-25	19246	
<b>SERVE</b>								
Aces	66	103	*Oct 15	at NC State	L 1-3	26-24,16-25,20-25,21-25	991	
Errors	137	128	*Oct 20	WAKE FOREST	w 3-0	25-20,25-21,25-20	882	
Aces/Set	0.9	1.4	*Oct 22	DUKE	L 2-3	29-27,25-19,23-25,15-25,13-15	787	
<b>SERVE RECEPTIONS</b>								
Errors	103	66	*Oct 27	at Syracuse	L 0-3	19-25,13-25,18-25	189	
Errors/Set	1.4	0.9	*Oct 29	at Boston College	L 1-3	25-18,14-25,19-25,23-25	287	
Attempts	1564	1410	*Nov 03	GEORGIA TECH	L 0-3	22-25,22-25,19-25	1179	
Reception Pct	.934	.953	*Nov 05	CLEMSON	w 3-1	14-25,25-9,25-14,25-13	491	
<b>DEFENSE</b>								
Digs	994	949	*Nov 10	at Notre Dame	L 0-3	16-25,18-25,15-25	844	
Digs/Set	13.4	12.8	*Nov 12	at Louisville	L 0-3	26-28,18-25,16-25	909	
<b>BLOCKING</b>								
Block Solo	16	31	*Nov 17	FLORIDA STATE	L 1-3	17-25,21-25,25-20,21-25	579	
Block Assist	228	305	*Nov 19	MIAMI	L 0-3	19-25,22-25,14-25	468	
Total Blocks	130.0	183.5	*Nov 22	VIRGINIA	w 3-2	25-27,25-19,13-25,25-19,15-10	554	
Blocks/Set	1.8	2.5	*Nov 24	PITT	L 0-3	22-25,24-26,25-27	511	
Block Errors	24	32	Record in 3-set matches:1-7 • Record in 4-set matches:2-8 • Record in 5-set matches:1-1					
Ball handling errors	14	16						
<b>ATTENDANCE</b>								
Total	8386	25376						
Dates/Avg Per Date	10/839	10/2538						
Neutral site #/Avg	0/0							
Current win streak	0	-						
Home win streak	0	-						





**1**  
Kaity SMITH  
OH | 6-1 | Fr.  
Florence, Ky.




**3**  
Cara CUNNINGHAM  
MB | 6-4 | Sr.  
Fairfax, Va.



**4**  
Jaila TOLBERT  
RS | 6-1 | Jr.  
Minneapolis, Minn.  
(JAY-lah)



**5**  
Carol RAFFETY  
L | 5-11 | So.  
Novato, Calif.




**6**  
Stacey CHRISTY  
MB | 6-2 | r-Sr.  
Hagerstown, Md.



**7**  
Briana LANKTREE  
OH | 5-11 | Sr.  
Redondo Beach, Calif.



**8**  
Alex TOBEN  
DS | 5-8 | Jr.  
Virginia Beach, Va.



**9**  
Rhegan MITCHELL  
S | 5-8 | r-Jr.  
Peachtree City, Ga.  
(like Ronald Reagan)



**10**  
Kylie THOMAS  
DS | 5-7 | Fr.  
Sterling, Va.



**11**  
Mandy POWERS  
S | 5-11 | Sr.  
Leesburg, Va.



**14**  
Ester TALAMAZZI  
OH | 6-0 | Fr.  
Campo Ligure, Genoa, Italy  
(Tal-uh-MAHT-zee)



**15**  
Kelly ESCH  
RS | 6-1 | Sr.  
Williamsburg, Va.



**16**  
Rhana MITCHELL  
DS | 5-8 | Sr.  
Peachtree City, Ga.  
(RAIN-uh)



**18**  
Haley PRICE  
DS | 5-8 | r-So.  
Bristol, Tenn.



**19**  
Marisa CERCHIO  
MB | 6-3 | Fr.  
Cincinnati, Ohio  
(SER-ko)



**20**  
Abby McKINZIE  
DS | 5-9 | So.  
East Leroy, Mich.



**21**  
Melody CALOYANNIDES  
OH | 6-0 | So.  
Reston, Va.  
(Cal-oh-yahn-EE-dis)



**22**  
Kai YOUNG  
MB | 5-11 | Fr.  
Charlotte, N.C.



Jill LYTTLE WILSON  
Head Coach  
LSU, 2001  
(LIE-till)



John WASIELEWSKI  
Associate Head Coach  
Penn State, 1990



Thomas AMBERG  
Assistant Coach  
UCLA, 2012



Leah JOSEPH  
Director of Operations  
Georgia Southern, 2016