

VIRGINIA TECH



Jenny
Hill



Kelli
O'Dell



**2003
Volleyball**

Virginia Tech

A RESEARCH UNIVERSITY IN ACTION

The top research institution in the commonwealth, Virginia Polytechnic Institute and State University is a comprehensive university of national and international prominence. Virginia's premiere land-grant university, Virginia Tech has grown from a small college of 132 students into the largest institution of higher education in the state during its 131-year history.


Recognizing that higher education is a key force behind the quality of American life, economic competitiveness, and our democratic form of government, President Charles W. Steger has challenged the university to become one of the country's top 30 research institutions by the end of the decade.

Virginia Tech was established in 1872 as an all-male military school dedicated to the original land-grant mission of teaching agriculture and engineering. Today, the co-educational institution, which operates a European studies center based in Switzerland and educational, research and outreach/Extension facilities throughout Virginia, has recognized programs in music, business, architecture and the humanities, as well as its traditional strengths in the sciences, engineering and technology.

Virginia Tech is organized into eight colleges – Agriculture and Life Sciences, Architecture and Urban Studies, Science, Pamplin College of Business, Engineering, Liberal Arts and Human Sciences, Natural Resources, and Virginia-Maryland Regional College of Veterinary Medicine. Together, the colleges offer about 175 bachelor's, master's and doctoral degree programs to approximately 28,000 students, who hail from countries throughout the world.

Virginia Tech follows the dictates of its motto, *Ut Prosim* ("That I May Serve"), focusing on its land-grant missions of instruction, research, and solving the problems of society through outreach and Extension activities. Through the generation of new knowledge and the outreach mandate, the university disseminates practical knowledge through the classroom and to society as a whole. It is a university that puts knowledge to work.

Visit Virginia Tech on the Internet at
www.vt.edu



2003 VIRGINIA TECH VOLLEYBALL

TABLE OF CONTENTS

Facilities/Media Services	2
2003 Rosters	3
2003 Outlook	4-5
Travel Plans	5
Head Coach Greg Smith, Support Staff	6
Assistant Coaches	7
The 2003 Hokies	7
Player Profiles	8-19
What's a Hokie?	19
Television/Radio Picture Page	20
2003 Opponents	21
2002 Year in Review	22
2002 Statistics/Results	23
Single Season/Career Records	24-25
Team/Individual Records, Coaching Records	26
Year-by-Year Records, History	27
All-Time Results	28-31
Individual Honors	31
Series Records	32
Administration, Athletic Training	33
SAASS, Office of Student Life	34
Athletic Performance	35
The BIG EAST Conference	36



Annie Spicer and the Hokies will look to get past Seton Hall and 11 other BIG EAST schools this year in hopes of a conference title.

MEDIA GUIDE CREDITS

The 2003 Virginia Tech volleyball media guide is a publication of the Virginia Tech Sports Information Office, written to assist the working media and designed to aid all media members in their coverage of Virginia Tech volleyball. This guide was written and designed by former Sports Information Intern Whitney Scott and Assistant SID Bryan Johnston. Additional design, action photos and head shots were contributed by David Knachel. This book was printed by Southern Printing Company, of Blacksburg, Va. A special thanks to the Tech volleyball staff and Brandi Bonkowski for their assistance.

ON THE COVERS: The front cover features seniors Jenny Hill and Kelli O'Dell. The back cover features juniors

Virginia Tech does not discriminate against employees, students, or applicants on the basis of race, color, sex, sexual orientation, disability, age, veteran status, national origin, religion, or political affiliation. Anyone having questions concerning discrimination should contact the Equal Opportunity and Affirmative Action Office at (540) 231-7500.

HOKIE QUICK FACTS

University Information

Location: Virginia Tech is located in Blacksburg (pop. 36,000) in scenic southwest Virginia. The campus lies on a plain between the Blue Ridge and Allegheny Mountains, 2,100 feet above sea level.

History: Founded in 1872 as the land-grant university of the state

Enrollment: 28,000

Colors: Chicago maroon & burnt orange

Nickname: Hokies

Conference: BIG EAST

President: Charles W. Steger

Director of Athletics: Jim Weaver

Senior Women's Administrator: Sharon McCloskey

Volleyball Information

Volleyball Office Phone: (540) 231-5037

VT Volleyball by E-mail: grsmith1@vt.edu

Head Coach: Greg Smith (Westmont College, 1990)

Year at Tech: Fourth

Record at VT: 42-46 (3 years)

Career Record: 42-46 (3 years)

Assistant Coach: Blythe Moorhouse (Clemson, 1998)

Year at Tech: Fourth

G.A. Coach: Nadia Edwards (Penn State, 2002)

Year at Tech: First

2002 Record/Conference Record: 20-11/10-3 (Second)

Starters Returning/Lost: 3/3

Letterwinners Returning/Lost: 7/3

Newcomers: 6

Facility: Cassell Coliseum (10,052)

SPORTS INFORMATION

Sports Information Office Phone (540) 231-6726

Sports Information Fax (540) 231-6984

VT Volleyball on the Internet www.hokiesports.com

Sports Information Director Dave Smith

Associate Director Anne Panella

Assistant Directors Bill Dyer, Torye Hurst,
Bryan Johnston, David Knachel

SID Intern/Volleyball Contact Brandi Bonkowski

Secretary Donna Smith



Brandi Bonkowski

Volleyball Contact

Brandi Bonkowski - SID Intern

Office Phone: (540) 231-2228

Home Phone: (540) 230-6233

E-Mail Address: bbonkows@vt.edu

Mailing Address

Virginia Tech Sports Information Office

460 Jamerson Athletic Center

Blacksburg, VA 24061

Facilities

The Virginia Tech volleyball team plays and trains in some of the finest facilities in the country.

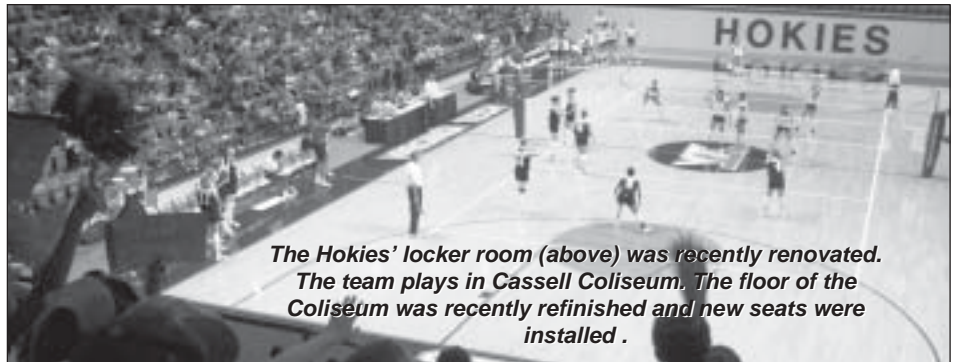
Cassell Coliseum, the 10,052-seat residence of the Virginia Tech volleyball team, is home to a winning tradition. Rivals have had little success playing the Hokies in Cassell, winning only 97 of 325 visits.

Construction for the main portion of Cassell Coliseum began in 1961. It was completed in December 1964, at a cost of \$2.7 million. Built by T.C. Brittain and Company of Decatur, Ga., it houses an arena, locker rooms, two auxiliary gymnasiums, offices and other athletic facilities.

Cassell Coliseum has undergone extensive renovations to both the exterior and interior of the building, as well as the structural systems. Prior to the 1988-89 season, a new spring-loaded playing floor was installed. During 1996-97, the facility was given a new roof and paint application. Recently, the playing floor was resurfaced and given a new look and the seats were refinished and replaced two years ago.

The Hokies train in the Merryman Athletic Center. The sparkling \$10.6 million facility contains 17,000 square feet of strength and conditioning space.

The Merryman Center was dedicated Sept., 26, 1998, and is named for the F.W. (Sonny) Merryman family of Rustburg, Va., which presented the university with a major gift to kick off a fund-raising campaign.



The Hokies' locker room (above) was recently renovated. The team plays in Cassell Coliseum. The floor of the Coliseum was recently refinished and new seats were installed .

Media Information

MATCH CREDENTIALS

Home matches are held at Cassell Coliseum and are free of charge. No credentials are needed for entrance. Media interested in attending the matches are encouraged to call the Virginia Tech Sports Information Office for further information.

COACH/PLAYER INTERVIEWS

PLEASE SCHEDULE ALL INTERVIEWS THROUGH THE VIRGINIA TECH SPORTS INFORMATION OFFICE AT (540) 231-2228 or (540) 231-6726.

For interviews with head volleyball coach Greg Smith or any of the Hokie volleyball players, please contact **Brandi Bonkowski** at the Virginia Tech Sports Information Office - **(540) 231-2228**.

Coach Smith is usually available for interviews between 9 a.m. and 2 p.m., Monday through Thursday. Interviews with players will be available according to class and practice schedules. At no time will an athlete's telephone number be released to the media.

POST-MATCH INTERVIEWS

Coach Smith and players will be available after matches, following a short cool-down period. Please make all requests for interviews with Sports Information intern **Brandi Bonkowski** at the courtside scorer's table.

MATCH RESULTS

Box scores will be available immediately following the conclusion of the match, and will also be faxed to the opposing team's sports information office.

A story, complete with agate, will be sent to the Richmond Associated Press, as well as to selected covering newspapers.

Team and individual statistics will be updated and available following each match. Media can access the statistics in the Sports Information Office.

Results, a game story and statistics, as well as information on Tech's entire athletic program, can also be obtained via the Internet on Tech's homepage:

www.hokiesports.com

DIRECTIONS TO BLACKSBURG

From the north or east, take Interstate 81 south to exit 118B, following US 460 west to Blacksburg.

From the south, take Interstate 81 north to exit 118B, following US 460 west to Blacksburg.

From West Virginia, take Interstate 77 south (West Virginia Turnpike) to exit 9. Exit and turn left onto 460 east. Follow 460 east to Blacksburg.

Once in Blacksburg, use the 460 bypass around the downtown area. Follow 460 to the signal at Southgate Drive (Va. 314). Turn into campus, and proceed one-half mile on Southgate Drive. Turn left onto Spring Road, just before the football stadium. Cassell Coliseum will then be on the right.

SPORTS INFORMATION OFFICE

The Virginia Tech Sports Information Offices are located on the fourth floor of the Jamerson Athletic Center in room 460. The Jamerson Athletic Center is adjacent to Cassell Coliseum, facing Lane Stadium.

Rosters

NUMERICAL ROSTER

No.	Name	Pos.	Ht.	Cl.	Exp.	Hometown (High School)
1	Katie Esbrook	MH	6-1	Fr.	HS	Barrington, Ill. (Barrington)
2	Kaitlin McPeak	DS	5-7	Jr.	2L	Pittsburgh, Pa. (Baldwin)
3	Melissa Markowski	S	5-9	So.	1L	Glen Ellyn, Ill. (St. Francis)
4	Liz Kapp	MH	6-1	So.	1L	Aurora, Colo. (Grandview)
5	Erin Brugger	OH	6-0	r-Fr.	HS	Clifton, Va. (Centreville)
6	Allie Wright	S	5-9	Fr.	HS	Earlysville, Va. (Albemarle)
7	Alli Lewis	OH	5-11	Fr.	HS	Long Grove, Ill. (Stevenson)
8	Colette Ramirez	RH	6-0	r-Fr.	HS	Valencia, Calif. (Hart)
9	Jenny Hill	RH	6-0	Sr.	2L	Holland, Mich. (West Ottawa)
10	Ashley Bayer	DS/OH	5-9	So.	1L	Corona del Mar, Calif. (Mater Dei)
11	Kelli O'Dell	S	5-10	Sr.	2L	Kingwood, Texas (Kingwood)
14	Annie Spicer	OH	5-10	Jr.	2L	Barrington, Ill. (Barrington)
15	Allie Kupec	MH	6-1	Fr.	HS	Columbia, Md. (River Hill)
16	Emily Smith	OH	5-11	Jr.	2L	Downers Grove, Ill. (Downers Grove S.)

ALPHABETICAL ROSTER

No.	Name	Pos.	Ht.	Cl.	Exp.	Hometown (High School)
10	Ashley Bayer	DS/OH	5-9	So.	1L	Corona del Mar, Calif. (Mater Dei)
5	Erin Brugger	OH	6-0	r-Fr.	HS	Clifton, Va. (Centreville)
1	Katie Esbrook	MH	6-1	Fr.	HS	Barrington, Ill. (Barrington)
9	Jenny Hill	RH	6-0	Sr.	2L	Holland, Mich. (West Ottawa)
4	Liz Kapp	MH	6-1	So.	1L	Aurora, Colo. (Grandview)
15	Allie Kupec	MH	6-1	Fr.	HS	Columbia, Md. (River Hill)
7	Alli Lewis	OH	5-11	Fr.	HS	Long Grove, Ill. (Stevenson)
3	Melissa Markowski	S	5-9	So.	1L	Glen Ellyn, Ill. (St. Francis)
2	Kaitlin McPeak	DS	5-7	Jr.	2L	Pittsburgh, Pa. (Baldwin)
11	Kelli O'Dell	S	5-10	Sr.	2L	Kingwood, Texas (Kingwood)
8	Colette Ramirez	RH	6-0	r-Fr.	HS	Valencia, Calif. (Hart)
16	Emily Smith	OH	5-11	Jr.	2L	Downers Grove, Ill. (Downers Grove S.)
14	Annie Spicer	OH	5-10	Jr.	2L	Barrington, Ill. (Barrington)
6	Allie Wright	S	5-9	Fr.	HS	Earlysville, Va. (Albemarle)

2003 SQUAD BREAKDOWN

STARTERS RETURNING (3)

Name (Ht., Cl., Exp.)	Pos.	Kills	KPG	Att.	Pct.	Asst.	SA	Digs	BS	BA	BPG
Jenny Hill (6-0, Sr., 2L)	RH	201	2.21	499	.253	43	10	55	6	80	.95
Melissa Markowski (5-9, So., 1L)	S	128	1.08	360	.217	1423	38	272	3	43	.39
Annie Spicer (5-10, Jr., 2L)	OH	349	2.96	1109	.121	40	44	369	3	23	.22

OTHER LETTERWINNERS RETURNING (4)

Name (Ht., Cl., Exp.)	Pos.	Kills	KPG	Att.	Pct.	Asst.	SA	Digs	BS	BA	BPG
Ashley Bayer (5-9, So., 1L)	DS	3	0.03	34	-.118	17	4	401	0	0	.00
Liz Kapp (6-1, So., 1L)	MH	32	1.14	75	.267	0	2	11	5	10	0.54
Kaitlin McPeak (5-7, Jr., 2L)	DS	1	0.03	7	.000	4	3	63	0	0	0.00
Emily Smith (5-11, Jr., 2L)	OH	7	0.07	35	.029	15	9	166	0	1	0.01

NEWCOMERS (6)

Name	Pos.	Ht.	Cl.	Exp.	Hometown (HS)
Erin Brugger	OH	6-0	r-Fr.	1Y	Clifton, Va. (Centreville)
Katie Esbrook	MH	6-1	Fr.	HS	Barrington, Ill. (Barrington)
Allie Kupec	MH	6-1	Fr.	HS	Columbia, Md. (River Hill)
Alli Lewis	OH	5-11	Fr.	HS	Long Grove, Ill. (Stevenson)
Colette Ramirez	RH	6-0	r-Fr.	1Y	Valencia, Calif. (Hart)
Allie Wright	S	5-9	Fr.	HS	Earlysville, Va. (Albemarle)

BREAKDOWN BY CLASS

Seniors (2)

Jenny Hill
Kelli O'Dell

Juniors (3)

Kaitlin McPeak
Emily Smith
Annie Spicer

Sophomores (3)

Ashley Bayer
Liz Kapp
Melissa Markowski

Freshmen (6)

Erin Brugger
Katie Esbrook
Allie Kupec
Alli Lewis
Colette Ramirez
Allie Wright

BREAKDOWN BY STATE

California (2)

Ashley Bayer
Colette Ramirez

Colorado (1)

Liz Kapp

Illinois (5)

Katie Esbrook
Alli Lewis
Melissa Markowski
Emily Smith
Annie Spicer

Maryland (1)

Allie Kupec

Michigan (1)

Jenny Hill

Pennsylvania (1)

Kaitlin McPeak

Texas (1)

Kelli O'Dell

Virginia (2)

Erin Brugger
Allie Wright

PRONUNCIATION GUIDE

Bayer BAY-err
Brugger BRUE-ger
Esbrook ESS-brook
Kupec KU-peck
Markowski Mar-KAUW-ski

2003 Outlook

Following a successful season in which they finished second in the conference during the regular season and qualified for the conference tournament, the Hokies will look to use a mix of veteran leaders and talented newcomers to continue to compete in a tough BIG EAST Conference. After finishing the year with a 20-11 record, 10-3 in the conference, the Hokies have a lot to build on.

Despite losing four seniors, the Hokies return three starters and seven letterwinners to help guide a host of young, talented players.

MIDDLE HITTERS

The middle hitter position looks to be a young one for Tech this season, as the Hokies return only one player who saw action at the spot last year.

Sophomore **Liz Kapp** saw action in 19 matches last season, tallying five block solos, 10 block assists and 32 kills. The Aurora, Colo., native looks to inherit the starting position from graduates Cheryl Stinson and Sarah Rogers.

Competing for the second middle spot are newcomers **Katie Esbrook** and **Allie Kupec**. Both freshmen come from solid high school and club programs and look to be very strong up front.

"We have some very talented players at the middle hitter position," said head coach Greg Smith. "Liz learned a lot last year, and she has hit the weight room and is getting stronger.

"Katie and Allie both come from good programs and are very smart players. Even though it will be a young position, I think all three players understand the position well."

LEFT SIDE

Leading the way on the left side is junior **Annie Spicer**, the only returner who saw action at the position last season. During the 2002 campaign, Spicer ranked second on the team with 349 kills, first in service aces with 44 and third in digs with 369. A solid all-around player, Spicer will be looked to for leadership.

Also looking to see action on the left side are former right side hitter and back-row player **Emily Smith**, redshirt freshman **Erin Brugger** and newcomer **Alli Lewis**. Although Smith is still learning the position, she brings a lot of athleticism and leadership to the floor.

Brugger developed well during her redshirt year and should provide a big block up front to go with her hitting and passing skills. Lewis is a smart player who is also very athletic. Despite the inexperience, the left side could prove to be a deep position for the Hokies.

"On the left side, we're really looking for Annie to step up and be a leader," Smith said. "She's extremely talented and is becoming more and more consistent. Emily is doing a great job

and is learning the new position quickly. Erin has an incredible net presence and should provide a big block on the left side."

SETTERS

Senior **Kelli O'Dell** and sophomore **Melissa Markowski** will battle during the preseason for starting setter duties.

A shoulder injury to O'Dell prior to the 2002 season opened the door for Markowski. The Glen Ellyn, Ill., native responded, leading the BIG EAST in assists (1,423) and ranking fifth in assists per game (12.06). Markowski also added 128 kills, 38 service aces, 272 digs and 43 total blocks.

O'Dell, a native of Kingwood, Texas, will look to return to the form she showed her sophomore year when she finished the 2001 season ranked fourth in the conference with 11.40 assists per game and led the team in assists with 717. In that same season, O'Dell also registered 40 kills and 31 blocks.

Also joining the Hokies' setting group is **Allie Wright**. She is a talented athlete who looks to learn a lot about the college game from O'Dell and Markowski.

"The setter position is one where we do have some experience," Smith said. "Melissa stepped in last year and did a tremendous job, and I know Kelli is anxious to get back on the floor and play again. I believe both of them are very talented and can provide leadership on the floor, which is important on such a young team."

RIGHT SIDE

Returning to the right side is starter **Jenny Hill**. Hill, one of only two seniors on the team, played in 91 games for the Hokies last year, notching 201 kills and 86 total blocks. She also added 55 digs, 43 assists and 10 services aces. Hill looks to be one of the "go-to" players for Tech this season as she continues to develop as a hitter and a blocker.

Joining Hill on the right side is newcomer **Colette Ramirez**. Ramirez, who redshirted last season, is young to the sport of volleyball, but is a strong player who brings a great deal of athleticism to the right side.

"On the right side we have a mix of veteran leadership and young talent," Smith said. "Jenny got stronger and stronger as last season

went along, and she has continued to show improvement throughout the preseason. Although Colette is relatively young to the sport of volleyball, she is a very smart player and has also shown incredible improvement."

DEFENSIVE SPECIALISTS/LIBERO

The defensive specialist/libero position looks to be one of the most experienced spots on the floor for the Hokies. Tech returns two players who saw back-row action last season.

Sophomore **Ashley Bayer** played in all 31 matches last year



One of only two seniors on this year's young squad, Jenny Hill will be counted on for leadership and productivity.

for the Hokies, recording 401 digs, which was second on the team. Also competing for playing time is junior **Kaitlin McPeak**, who played in 16 matches, tallying 63 digs.

"Both Ashley and Kaitlin played wonderful defense, and we have no reason to believe that will change this year," Smith said. "They both bring a great deal of range to the floor and neither one of them gives up on a ball. We know we can count on them to give it their all each and every game to help this team be successful."

THE OUTLOOK

Once again this season, the BIG EAST will offer stiff competition, as the Hokies hit the road to face the other three teams who qualified for the conference tournament.

Eight BIG EAST teams finished the 2002 season with winning records. Tech will face five of them on the road, including dates at Notre Dame, Miami and Connecticut. The Hokies will also travel to Virginia, Liberty and Charlotte.

Four tournaments highlight the Hokies' 2003 schedule. Tech kicks off the season hosting Campbell, ETSU and Miami (Ohio) in the Hokie Classic before hitting the road for tournaments at N.C. State and Maryland. The Hokies will be hosting a second tournament, the VT Invite, in September.

Tech's home schedule features dates with in-state rival Radford and BIG EAST foes Boston College, Villanova, Georgetown, Pittsburgh and West Virginia.



Sophomore Melissa Markowski stepped into the setter's spot last season and led the Hokies to a BIG EAST Championship berth.

"Early on in the season it will be interesting to see how this team begins to work together," Smith said. "With a young team, you have to use the first few weeks to get used to playing with people you haven't played a lot of games with. We have a young team, so it will be vital that our more experienced players step up during those first few weeks."

"We want to get everyone playing well together before conference play starts. The BIG EAST is a very competitive conference, and we play a lot of very tough road games. We have to travel to Notre Dame, Miami and UConn, all of whom made the tournament last year. We'll have to play

well at home and be prepared to go out and play hard on the road. I think it will be interesting to see how good this team can be."

OVERNIGHT TRAVEL PLANS

Charlotte

Depart Blacksburg by charter bus for Charlotte, N.C., on September 2. Return following match.

N.C. State Tournament

Depart Blacksburg by charter bus for Raleigh, N.C., on September 4. Headquarters: La Quinta Inn Raleigh, N.C. (919) 851-2850. Return to Blacksburg by charter bus on September 6.

Virginia

Depart Blacksburg by charter bus for Charlottesville, Va., on September 9. Return following match.

Maryland Tournament

Depart Blacksburg by charter bus on September 11. Headquarters: Comfort Inn & Suites College Park, Md. (301) 441-8110. Return to Blacksburg by charter bus on September 13.

Rutgers & Seton Hall

Depart Blacksburg by charter bus on Sept. 25. Headquarters: Summerfield Suites Piscataway, N.J. (732) 356-8000. Return to Blacksburg by charter bus on September 28.

Liberty

Depart by state vans for Lynchburg, Va., on October 14. Return following match.

St. John's & Connecticut

Depart Roanoke by commercial air for New York, N.Y., on October 23. Headquarters: Wyndham Garden Hotel New York, N.Y. (718) 426-1500. Depart for Storrs, Conn., on Oct. 25. Headquarters: Quality Inn & Conference Center, Storrs, Conn. (860) 646-5700. Return to Roanoke by commercial air on October 26.

Notre Dame & Syracuse

Depart Roanoke by commercial air for Notre Dame, Ind., on November 6. Headquarters: Best Western Notre Dame, Ind. (574) 262-8761. Depart by commercial air for Syracuse, N.Y., on November 8. Headquarters: Days Inn Syracuse, N.Y. (315) 437-5998. Return to Roanoke by commercial air on November 9.

Miami

Depart Roanoke by commercial air for Coral Gables, Fla., on November 14. Headquarters: Wyndham Grand Bay Coral Gables, Fla. (305) 858-9600. Return to Roanoke by commercial air on November 16.

BIG EAST Tournament

Travel dates and accommodations are TBA.

greg SMITH • head coach

A young and energetic coach, Greg Smith enters his fourth season as a collegiate head coach with the Virginia Tech volleyball program. Last year, Smith led the Hokies in an amazing turnaround as Tech qualified for the BIG EAST Championship in the team's second season in the conference.

For the team's play, Smith was named the BIG EAST Coach of the Year. Tech more than doubled its win total from the previous season (9-19) and won twice as many conference matches as it did during the 2001 season. Smith's career record now stands at 43-46 overall, 15-10 in conference play. Smith had two players receive year-end conference honors, as senior Cheryl Stinson was named first-team All-BIG EAST and Ana Lang was named to the second team.

During the 2001 season, Smith led the Hokies into a new conference as Tech entered the BIG EAST and finished the year with a 9-19 record, 5-7 in the league. Two Hokies received year-end conference honors as Stinson was named second-team All-BIG EAST and Annie Spicer was an honorable-mention selection.

In 2000, his first year as a head coach, Smith led a young group to a 13-16 record and had three players receive year-end honors for their performances. Lang was named player of the year in the Independent Volleyball Conference, while Stinson and Kelli O'Dell were named to the all-conference team.

Smith came to Virginia Tech from Ohio State, where he served as an assistant coach for three seasons. Smith was successful as an assistant at OSU, helping coach the Buckeyes to the NCAA Tournament each year. His duties included assisting in recruiting and training the team, both on the court and in its physical conditioning.

Prior to his stint in Columbus, Smith spent two seasons as an assistant coach at Hofstra University. While at Hofstra, he helped lead the team to two consecutive American East Conference tournament championships and two NCAA Tournament appearances. In all, Smith has coached in the NCAA Tournament five of the last eight seasons.

Before his coaching duties at Hofstra, he was an assistant coach at the University of Indianapolis in 1994. During that time he also served as one of the head volleyball coaches for the Circle City Volleyball Club.

Prior to coaching at the University of Indianapolis, Smith was an assistant varsity coach at Rochester (Ind.) High from September 1992 through October 1993. He was also head coach of the freshman squad at Rochester. During his tenure at Rochester, he assisted the

varsity team to the regional playoffs in 1992 and state semifinals in 1993.

The Rochester, Ind., native graduated from Westmont College in 1990 with a bachelor's in business and economics. He also received a bachelor's in education from the University of Indianapolis in April of 1995. A letterwinner in tennis at Westmont College, Smith also served as an assistant basketball coach at his alma mater.

Smith, his wife, Erica, and their daughter, Peyton, reside in Christiansburg.

SMITH'S PROFILE

PERSONAL

Birthdate: June 9, 1966
Birthplace: Crawfordsville, Ind.

EDUCATION

High School: Rochester (Ind.) H.S.
College: Westmont College (B.S. business and economics, 1990) and University of Indianapolis (B.S. secondary education, 1995)

COACHING EXPERIENCE

2000-present: Head Coach, Virginia Tech
Assistant Coach, Ohio State University
1995-96: Assistant Coach, Hofstra University
1994: Assistant Coach, University of Indianapolis
Circle City Volleyball Club
1992-93: Assistant Coach, Rochester (Ind.) High



SUPPORT STAFF



Megan Rittler
Trainer



Diane Buckland
Secretary

Assistant Coaches

blythe MOORHOUSE



Blythe Moorhouse begins her fourth year in the Hokie volleyball program, her third as the assistant coach. During the 1999 season, she served as the team's graduate assistant coach.

Her duties as first assistant include recruiting, travel and on-court coaching.

A native of Waldorf, Md., Moorhouse was a four-year letterwinner as a defensive specialist at Clemson University. She graduated magna cum laude in 1998 with a bachelor of science in biological sciences. She received a master's in curriculum and instruction from Tech in June 2001.

Moorhouse came to Tech after serving as an animal behavior research intern at Walt Disney World's Animal Kingdom in Orlando, Fla. At the park, she coordinated and assisted in a variety of animal research projects, including primate behavioral studies and hippopotamus nursing.

Prior to her internship, she was the jayvee volleyball coach at McDonough High in her hometown. She was a permanent substitute teacher and helped with varsity volleyball practices. In high school, she was a setter, outside hitter and team captain at Desert High in Edwards, Calif., and McDonough.

Moorhouse and her husband, Kevin, reside in Blacksburg.



nadia EDWARDS

Nadia Edwards begins her first year in the Hokie volleyball program as the team's graduate assistant coach.

A native of Frankfort, Ill., Edwards was a four-year letterwinner as a middle hitter at Penn State University. She graduated in 2002 with a degree in marketing.


For her career, she had 354 kills and 197 total blocks as the Nittany Lions went a combined 123-16 in her four years. Her

freshman year, PSU went 35-1, losing in the national championship game. The following year, the team went 36-1 en route to a national title. As a senior, she recorded 213 kills, hitting .319 with 110 total blocks.

Prior to college, she spent three years as a member of the USVBA Junior Elite Team. Last season, she played with the St. Louis Quest of the USPV.



The 2003 Hokies



Front Row (l-r): Jenny Hill, Kelli O'Dell; second row (l-r): head coach Greg Smith, Allie Wright, Ashley Bayer, Annie Spicer, Melissa Markowski, Kaitlin McPeak, assistant coach Blythe Moorhouse; back row (l-r): graduate assistant coach Nadia Edwards, Emily Smith, Liz Kapp, Allie Kupec, Erin Brugger, Collette Ramirez, Alli Lewis, Katie Esbrook, trainer Megan Rittler.

#10



Defensive Specialist • 5-9
Sophomore
Corona del Mar, Calif.
Mater Dei H.S.

CAREER MATCH HIGHS

Kills: 1, three times
Attempts: 6, at Boston College (9-29-02)
Pct.: 1.000, twice
Service Aces: 2, vs. Georgia (9-14-02)
Assists: 2, at Boston College (9-29-02)
Digs: 29, vs. Coastal Carolina (9-21-02)

2002 MATCH HIGHS

Kills: 1, three times
Attempts: 6, at Boston College (9-29-02)
Pct.: 1.000, twice
Service Aces: 2, vs. Georgia (9-14-02)
Assists: 2, at Boston College (9-29-02)
Digs: 29, vs. Coastal Carolina (9-21-02)



ashley BAYER

Solid back row player ... Will be competing for playing time as the libero ... Has good ball control ... Gained a lot of experience during her freshman year ... Has a great court presence ... Part of a solid young group of players for Tech ...

2002: Used the new libero position to gain playing time ... Became a dependable back-row player for Tech as a true freshman ... Saw action in all 31 matches for the Hokies ... Recorded 401 digs on the season, the second highest total on the team ... Ranked fifth in the BIG EAST in digs ... Her 401 digs place her seventh on the Virginia Tech all-time list for most digs in a season ... Had a career-high 29 digs against Coastal Carolina, which tied her for second place on the school's all-time list for digs in a match ... Had 17 digs in the win over TCU ... Ranked 10th in the BIG EAST

in digs per game, averaging 3.52 ... Tallied 21 digs in the win over Rutgers ... Notched 22 digs in the five-game win at Radford ... Registered a team-high 15 digs in the win over Notre Dame ... Led the team with 28 digs at the BIG EAST Championship against Miami ...

High School: Three-time letterwinner for Coach Craig Pazanti at Mater Dei High School ... Led her team to a 33-4 record her senior year ... That team finished third in the state, first in the conference ... First-team All-Sierra League and All-CIF ... Coach's award recipient ... Played for the Golden West VBC ...

Personal: Ashley Elaine Bayer was born on September 2, 1983 in Los Angeles, CA ... Is the daughter of Michael Bayer ... Has two younger brothers, Tyler and Chandler ... Enrolled in university studies.



ASHLEY'S CAREER STATISTICS

Year	GP	K	E	TA	PCT	KPG	AST	SA	DIG	BS	BA
2002	114	3	7	34	-.118	0.03	17	4	401	0	0

#5



Outside Hitter • 6-0
r-Freshman
Clifton, Va.
Centreville H.S.

erin BRUGGER

Has the potential to be very good ...
Has a great attitude ... Works hard ... Will
provide a physical presence in the front row
for Tech ...

2002: Was redshirted ...

High School: Attended Centreville
High School where she lettered three times
for Coach Ken Moser ... Helped lead her
team to the Concorde District
Championship and Northern Region
Championship ... As a senior, was named
team MVP ... Named first-team All-
Concorde District ... Named first-team All-

Northern Region ... Garnered second-
team all-state honors ... Named first-
team All-Met by *The Washington Post* ...
Voted Concorde District Tournament
MVP and Northern Region Tournament
MVP ... Also lettered in swimming ...
Played for Asics Metro VBC ...

Personal: Erin Ann Brugger was
born on August 9, 1984 in Columbus,
OH ... Is the daughter of John and Gail
Brugger ... Has two younger sisters,
Jenny and Kelly ... Enrolled in business/
pre-law.



ERIN'S CAREER STATISTICS

Year	GP	K	E	TA	PCT	KPG	AST	SA	DIG	BS	BA
2002											

Was redshirted

#9



Right Side • 6-0
Senior
Holland, Mich.
West Ottawa H.S.

CAREER MATCH HIGHS

Kills: 18, twice
 Attempts: 39, vs. Miami (11-23-02)
 Pct.:667 (2-0-3), vs. Georgia (9-14-02)
 Service Aces: 4, twice
 Assists: 4, five times
 Digs: 14, twice
 BS: 1, four times
 BA: 9, vs. West Virginia (10-5-01)

2002 MATCH HIGHS

Kills: 18, twice
 Attempts: 39, vs. Miami (11-23-02)
 Pct.:667 (2-0-3), vs. Georgia (9-14-02)
 Service Aces: 4, at Georgetown (10-5-02)
 Assists: 4, four times
 Digs: 8, at Pittsburgh (11-10-02)
 BS: 1, four times
 BA: 7, twice



Jenny HILL

Will be looked to as a leader on a young squad this season ... A solid player who will battle for a starting spot at the right side position ... Showed a lot of improvement in the off-season ... Is a very good blocker ... Plays with a lot of enthusiasm on the court ... Is coming off a good spring ... Became more consistent as the season went along ...

2002: Emerged as a leader on the front row ... Showed great improvement in both blocking and hitting ... Played in 29 matches, starting 20 ... Ranked fifth on the team with 201 kills ... Second on the team with 43 assists ... Tied her career high with 18 kills at the BIG EAST Championship against Miami ... Ranked second on the team with 86 total blocks ... Tied a career high with four service aces against Georgetown ... Notched 18 kills against Pittsburgh ... Had 55 digs on the season ... Had a season-high seven block assists in wins over Rutgers and Boston College ... Named to the Athletic Director's Honor Roll ...

2001: Saw an increased amount of playing time in her sophomore campaign ... Played in 21 matches for the Hokies, starting 11 ... Saw action in 55 games on the right side ... Ended the season with 74 kills ... Defensively, ranked third on the team with 36 blocks ... Contributed 39 digs and 10 service aces for the Hokies ... Registered four personal highs in the win against West Virginia with nine kills, 27 attempts, four service aces and nine blocks ... Broke her personal best with 11 kills against Connecticut ... Tied her game-high mark with a .500 hitting percentage against James Madison with 10 kills on 18 attempts with one error ... Named to the Athletic Director's Honor Roll ...

2000: Played in 41 games as a true freshman ... Appeared in 20 matches, starting four of them ... Finished the season with 19 kills ... A solid defensive player who recorded 58 digs on the season ... Recorded 14 digs in a match twice, against East Carolina and

James Madison ... Hit .500 against Virginia Commonwealth with six kills and just one error ... Had three block assists against Maryland-Baltimore County ... Finished the season with eight total blocks ... Also had seven service aces and eight assists ... Named to the Athletic Director's Honor Roll ...

High School: An all-around athlete who lettered in three sports at West Ottawa High ... Played volleyball under Coach Melissa McCullough ... Was named Class A first-team all-state her senior season ... Was Class A all-region, Class A OK-Red all-conference and her team's most valuable player in her final season ... Led her team in aces, kills, kill efficiency and blocks as a senior ... Was Class A OK-Red all-conference as a junior ... Was named academic all-state in both her sophomore and junior years ... Also played basketball and softball ... Was voted to the All-Area Sentinel team in basketball as a junior and senior ... Played club volleyball for the Dead Frogs ... Team finished 21st at the USA Nationals in the 16-and-under division in 1998 ... Club team won the Indy Cup and placed fifth at the USA Nationals in the 17-and-under division in 1999 ... Was a nominee for the Michigan High School Athletic Association (MHSAA) Scholar-Athlete Award as a senior ...

Personal: Jennifer Lynn Hill was born October 13, 1982 in Holland, MI ... Is the daughter of Nancy and Brian Hill ... Majoring in human nutrition, foods and exercise.



JENNY'S CAREER STATISTICS

Year	GP	K	E	TA	PCT	KPG	AST	SA	DIG	BS	BA
2000	41	19	14	75	.067	0.46	8	7	58	2	6
2001	55	74	46	206	.136	1.35	15	10	39	1	35
2002	91	201	75	499	.253	2.21	43	10	55	6	80
Totals	187	294	135	780	.203	1.57	66	27	152	9	121

#4



Middle Hitter • 6-1
Sophomore
Aurora, Colo.
Grandview H.S.

CAREER MATCH HIGHS

Kills: 7, at Providence (9-28-02)
 Attempts: 13, at Providence (9-28-02)
 Pct.:750 (3-0-4), vs. St. John's (11-3-02)
 Service Aces: 1, twice
 Digs: 3, at Radford (10-22-02)
 BS: 2, vs. Oakland (9-6-02)
 BA: 1, ten times

2002 MATCH HIGHS

Kills: 7, at Providence (9-28-02)
 Attempts: 13, at Providence (9-28-02)
 Pct.:750 (3-0-4), vs. St. John's (11-3-02)
 Service Aces: 1, twice
 Digs: 3, at Radford (10-22-02)
 BS: 2, vs. Oakland (9-6-02)
 BA: 1, ten times



liz KAPP

Had a solid season as a true freshman ... Will be looked upon to provide a strong presence up front with the graduation of Cheryl Stinson ... Brings a lot of athleticism to the team ... Could have a huge impact on the program before she leaves ... Will work on becoming more consistent up front for the Hokies ...

2002: Appeared in 19 matches, playing in 28 games for the Hokies ... Ranked fourth on the team with five solo blocks ... Tallied 32 kills on the season ... Recorded a career-high seven kills on 13 attempts against Providence ... Notched three digs in the win over Radford ... Had a season-high .750 hitting percentage (3-0-4)

against St. John's ... Tallied two kills on four attempts in the win over James Madison ...

High School: A four-year letterwinner for Coach Patty Childress at Grandview High School ... Was a three-time first-team all-conference selection ... Was a two-time honorable mention all-state selection and team MVP ... Was named to the 2001 5A senior all-star team ... Played for Front Range VBC ...

Personal: Elisabeth Erin Kapp was born on January 13, 1984 in Aurora, CO ... Is the daughter of Greg and Donna Kapp ... Has three younger siblings, Daryl, Lydia and Joel ... Is enrolled in international studies.



LIZ'S CAREER STATISTICS

Year	GP	K	E	TA	PCT	KPG	AST	SA	DIG	BS	BA
2002	28	32	12	75	.267	1.14	0	2	11	5	10

#3



Setter • 5-9
Sophomore
Glen Ellyn, Ill.
St. Francis H.S.

CAREER MATCH HIGHS

Kills: 9, twice
 Attempts: 20, at Boston College (10-29-02)
 Pct.:800 (9-1-10), vs. Liberty (10-16-02)
 Service Aces: 6, at Providence (10-28-02)
 Assists: 70, vs. Rutgers (10-13-02)
 Digs: 22, vs. Rutgers (10-13-02)
 BS: 1, twice
 BA: 3, vs. Liberty (10-16-02)

2002 MATCH HIGHS

Kills: 9, twice
 Attempts: 20, at Boston College (10-29-02)
 Pct.:800 (9-1-10), Liberty (10-16-02)
 Service Aces: 6, at Providence (10-28-02)
 Assists: 70, vs. Rutgers (10-13-02)
 Digs: 22, vs. Rutgers (10-13-02)
 BS: 1, twice
 BA: 3, vs. Liberty (10-16-02)



melissa MARKOWSKI

A gifted setter ... Has good ball control ... Looking to continue to improve after an impressive freshman campaign ... Part of a solid young core for the Hokies ... Will battle for the starting setter position ... An extremely consistent player in many aspects of the game ...

2002: Had an immediate impact as a true freshman ... One of only two players to play in all 118 games last season ... Tallied 1,423 assists for the season, placing her third on the school's all-time list for most assists in a single season ... Dished out a career-high 70 assists against Rutgers ... Recorded a career-high 22 digs in the same match ... Named BIG EAST rookie of the week three times ... Notched 60 assists in the win over Radford ... Recorded double-digit assist and dig totals in the same match 11 times ... Posted 50 or more assists 10 times ... Had nine kills against Boston College ... Notched a career-high six service aces against Providence ... Recorded 272 digs on the season ... Had 46 total blocks, including 43 block assists

... Averaged 12.06 assists per game ... Ranked first in the BIG EAST in total assists and fourth in assists per game ... Had 63 assists against Boston College ... Dished out 42 assists at the BIG EAST Championship against Miami ... Named to the VaSID all-state second team ...

High School: Attended St. Francis High School where she lettered two times for Coach Peg Kopec ... Garnered first-team all-state and *Chicago Tribune* second-team all-state honors her senior season ... Named 2001 conference player of the year ... St. Francis team MVP ... A National Merit Semi-Finalist ... Played for Sports Performance VBC ...

Personal: Melissa Marie Markowski was born on November 22, 1983 in Milwaukee, WI ... Is the daughter of Paul and Kerry Markowski ... Has an older sister, Megan, who plays volleyball for Northern Illinois, as well as a younger sister and brother, Lauren and Brendan ... Enrolled in biology/pre-med.



MELISSA'S CAREER STATISTICS

Year	GP	K	E	TA	PCT	KPG	AST	SA	DIG	BS	BA
2002	118	128	50	360	.217	1.08	1,423	38	272	3	43

#2



Defensive Specialist • 5-7
Junior
Pittsburgh, Pa.
Baldwin H.S.

CAREER MATCH HIGHS

Kills: 2, vs. Liberty (10-23-01)
Attempts: 5, vs. Connecticut (11-4-01)
Pct.: 1.000 (1-0-1), at Villanova (10-6-02)
Service Aces: 2, five times
Assists: 1, five times
Digs: 10, five times

2002 MATCH HIGHS

Kills: 1, at Villanova (10-6-02)
Attempts: .. 2, vs. Appalachian State (9-14-02)
Pct.: 1.000 (1-0-1), at Villanova (10-6-02)
Service Aces: 1, at Georgetown (10-5-02)
Assists: 1, four times
Digs: 10, vs. Charlotte (9-13-02)



kaitlin McPEAK

A hard worker ... A great athlete ... Brings consistent ball control and strong serving to the team ... Has a great work ethic ...

2002: Served the Hokies well in the new libero position ... Saw action in 39 games at the new position ... Ranked seventh on the team with 63 digs ... Tied a career high with 10 digs against Charlotte at the Hokie Classic ... Registered nine digs in the win over Virginia ... Had eight digs against Clemson ...

2001: Contributed right away as a true freshman ... Played in 26 matches, starting 13 as a defensive specialist ... Provided strong passing and serving for the Hokies ... Ranked third on the team with 17 service aces ... Registered a career-high 10 digs against West Virginia, Pittsburgh, Liberty and Connecticut ... Tallied a

personal-best two service aces in matches against Akron, West Virginia, Pittsburgh, Radford and George Mason ... Also contributed two kills on two back row attempts against Liberty ...

High School: Attended Baldwin High School, where she lettered three times for Coach Linda Scabil ... Was honorable mention all-section in 2000 ... Played on the Pittsburgh Elite Junior Olympic Volleyball team for four years ... Also played on the Penn Juniors for Coach Brian Begore ... Ran indoor and outdoor track at Baldwin ... Lettered four times in both indoor and outdoor track ... Member of the National Honor Society ...

Personal: Kaitlin Ann McPeak was born February 20, 1983 in Pittsburgh, PA ... Is the daughter of Marianne and David McPeak ... Enrolled in university studies.



KAITLIN'S CAREER STATISTICS

Year	GP	K	E	TA	PCT	KPG	AST	SA	DIG	BS	BA
2001	81	3	9	28	-.214	0.04	5	17	122	0	1
2002	39	1	1	7	.000	0.03	4	1	63	0	0
Totals	120	4	10	35	-.171	0.03	9	18	185	0	1

11



Setter • 5-10
Senior
Kingwood, Texas
Kingwood H.S.

CAREER MATCH HIGHS

Kills: 8, vs. Liberty (11-1-00)
 Attempts: 18, at Tennessee (9-26-00)
 Pct.:429 (7-1-14), vs. Marshall (9-1-00)
 Service Aces: 3, at Radford (9-14-00)
 Assists: 86, at Liberty (10-17-00)
 Digs: 15, vs. Rutgers (10-28-01)
 BS: 2, vs. Southwest Texas (9-2-00)
 BA: 4, four times



kelli O'DELL

Locked in a battle for the starting setter position ... Is looking to rebound from a shoulder surgery this past summer ... Has a good court presence ... Brings a lot of natural talent to the court ... Has shown continuous improvement each season ...

2002: Sat out the season after suffering a preseason shoulder injury ...

2001: Shared setting duties for half of the season ... Played in 21 matches, starting 18 ... Saw action in 67 games ... Finished fourth in the BIG EAST with 11.40 assists per game ... Led Tech with 717 assists ... Registered four double-doubles ... Ended the season with a season-best 50 assists versus LSU ... Tallied 49 assists against Evansville and James Madison ... Collected 48 assists versus Connecticut ... Had a personal-best 15 digs against Rutgers ... Registered a career-best four block assists in the wins against WVU and JMU ... Finished the season with 40 kills, 10 service aces and 31 total blocks ...

2000: Named to the Women's Independent Volleyball Conference All-Conference First Team ... Played in 27 matches, starting 24 ... Saw action in 97 games ... Handed out 1,134 assists on the season ... Also had 65 kills and 14 service aces ... Dug 158 balls and recorded 47 block assists ... Added four block solos ... Set a school record when she handed out 86 assists in a match against Liberty ... Also had a career-high eight kills in that match ... Had 11 matches with 50 or more assists ... Handed out 72 assists at Tennessee ... Recorded seven kills against Marshall and Tennessee ...

Had four matches where she recorded 10 digs ... Named to the Athletic Director's Honor Roll ...

High School: Attended Kingwood High School in Kingwood, Texas, where she lettered in volleyball three times ... Played for Coach Krista Malmstrom ... Was named first-team all-district in both 1998 and 1999 ... Was the district MVP in 1999 ... Was the most valuable setter in 1998 and 1999 ... Was voted third-team All-Greater Houston in 1999 ... Was nominated for the Texas All-Star team ... Led the Houston area in assists in 1998 with 1,247 ... Was voted the most valuable setter at the Kingwood Classic Tourney ...

Personal: Kelli Elizabeth O'Dell was born September 30, 1982 in Lafayette, LA ... Is the daughter of Jerry and Lisa O'Dell ... Enrolled in communications ... Career goal is to be a sports broadcaster.



KELLI'S CAREER STATISTICS

Year	GP	K	E	TA	PCT	KPG	AST	SA	DIG	BS	BA
2000	97	65	30	184	.190	0.67	1,134	14	158	4	47
2001	67	40	28	140	.086	0.60	717	10	123	2	29
2002	Did not compete										
Totals	164	105	58	324	.145	0.64	1,851	24	281	6	76

#8



**Right Side • 6-0
r-Freshman
Valencia, Calif.
Hart H.S.**

collette RAMIREZ

A quality scholar-athlete ... Is also a very gifted athlete ... Will compete for time at the right side position right away ... A very hard worker with a great attitude ... Is young to the sport but has played on a very competitive level ... Could help the team immediately ...

2002: Was redshirted ...

High School: Attended Hart High School, where she competed for Coach Shannon Martin ... Was a four-time scholar-athlete award winner, earning two varsity letters in volleyball ... Led her team

to an undefeated season and league championship as a junior ... Garnered second-team All-Valley honors her junior and senior years ... Earned two letters in track & field, qualifying for the CIF meet in the 200, 400, 4x100, high jump and shot put ... Played for Santa Monica Beach Club ...

Personal: Colette Lee Ramirez was born June 19, 1984 in Fresno, CA ... Is the daughter of Gilbert and Traci Ramirez ... Is enrolled in university studies.



COLLETTE'S CAREER STATISTICS

Year	GP	K	E	TA	PCT	KPG	AST	SA	DIG	BS	BA
2002											

Was redshirted

#16



**Outside Hitter • 5-11
Junior
Downers Grove, Ill.
Downers Grove South H.S.**

CAREER MATCH HIGHS

Kills: 13, vs. Virginia (9-4-01)
Attempts: 27, vs. Virginia (9-4-01)
Pct.:333 (3-1-6), at Providence (9-28-02)
Service Aces: 3, twice
Assists: 4, twice
Digs: 18, vs. Rutgers (10-28-01)
BS: 3, vs. St. John's (9-21-01)
BA: 3, three times

2002 MATCH HIGHS

Kills: 3, at Providence (9-28-02)
Attempts: 9, at Clemson (9-20-02)
Pct.:333 (3-1-6), at Providence (9-28-02)
Service Aces: 3, vs. Coastal Carolina (9-21-02)
Assists: 4, vs. Coastal Carolina (9-21-02)
Digs: 14, at West Virginia (11-9-02)
BA: 1, at Providence (9-28-2)



emily SMITH

Will compete for playing time at the outside hitter spot ... Had a good spring season ... Has gained strength through the weight training program ... A solid player ... Coaches are looking for her to be a bigger contributor this season ...

2002: Came on as a solid server and defensive player for the Hokies ... Played in 28 matches, starting four ... Finished the year with 166 digs, ranking fifth on the team ... Tied career highs with four assists and three service aces against Coastal Carolina ... Recorded a season-high 14 digs against West Virginia ... Notched nine service aces on the season ... Tallied 13 digs against Charlotte in the opening match of the Hokie Classic ... Registered 10 digs in the win over Rutgers ... Had 12 digs in the win over Liberty ...

2001: Had an outstanding campaign as a true freshman ... Played in 28 matches, starting 14 ... Ranked third for the Hokies with 30 assists ... Tied for third on the team with 194 digs ... Had a career-high 13 kills and four assists against the University of Virginia ... Tallied a .278 hitting percentage against Syracuse with seven kills and two errors on 18 attempts ... Tallied three service aces against Seton Hall ... Provided a personal-best 18 digs against Rutgers ... Contributed three solo blocks and four total blocks against St. John's ... Registered three block assists against Evansville, Western Carolina and Notre Dame ...

High School: Attended Downers Grove South High School, where she lettered three times ... Coached by Denise Lazzeroni-Kavanaugh ... Team won the 1999 IHSA Girls Volleyball State Championship ... Made the all-area and all-conference teams in both 1999 and 2000 ... Captain of her team as a senior ... Played club ball for Sports Performance for three years and Club Elite for two years ... Played in the U.S. Nationals in 1997, '98, '99 and 2001 ... Named to the all-academic team three times at her high school ...

Personal: Emily Elizabeth Smith was born January 15, 1983 in Downers Grove, IL ... Is the daughter of Karl and Mary Ann Smith ... Majoring in business ... Has a twin sister, Katie, who plays volleyball for Ohio University.



EMILY'S CAREER STATISTICS

Year	GP	K	E	TA	PCT	KPG	AST	SA	DIG	BS	BA
2001	95	70	55	263	.057	0.74	30	11	194	4	29
2002	99	7	6	35	.029	0.07	15	9	166	0	1
Totals	194	77	61	298	.054	0.40	45	20	360	4	30

#14



Outside Hitter • 5-10
Junior
Barrington, Ill.
Barrington H.S.

CAREER MATCH HIGHS

Kills: 21, vs. Rutgers (10-13-02)
 Attempts: 55, vs. Rutgers (10-13-02)
 Pct.:444 (20-4-36), vs. Villanova (10-27-01)
 Service Aces: 6, vs. St. John's (9-21-01)
 Assists: 4, twice
 Digs: 24, at West Virginia (11-09-02)
 BS: 1, three times
 BA: 5, vs. West Virginia (10-05-01)

2002 MATCH HIGHS

Kills: 21, vs. Rutgers (10-13-02)
 Attempts: 55, vs. Rutgers (10-13-02)
 Pct.:286, twice
 Service Aces: 4, three times
 Assists: 4, twice
 Digs: 24, at West Virginia (11-09-02)
 BS: 1, three times
 BA: 3, vs. James Madison (10-29-02)



annie SPICER

Is a great athlete ... As she becomes more consistent, she will make a big difference ... Will be looked to for leadership this year ... Is a very hard worker ... Very competitive ... An all-around player who has a great serve ...

2002: One of only two Hokies to play in all 118 games, starting all 31 matches ... Ranked second on the team in kills with 349 and third in digs with 369 ... Had a career-high 21 kills in the win over Rutgers ... Registered a career-best 24 digs in the win at West Virginia ... Led the team with 44 service aces, ranking her fourth in the BIG EAST and fifth in aces per game in the conference ... Tallied 12 kills and 11 digs in the season-opener against Ohio ... Had a season-high four service aces against Oakland, Clemson and West Virginia ... Notched three service aces against Miami at the BIG EAST Championship ...

2001: Had an immediate impact as a true freshman ... The only Hokie to start all 28 matches in 2001 ... Named honorable mention All-BIG EAST ... Finished the season ranked fifth in the conference with .56 service aces a game ... Was named BIG EAST Co-Rookie of the Week for Oct. 9 ... Led Tech with 290 kills ... Ranked first on the team with 3.30 kills per game ... Led the Hokies with 38 service aces ... Finished the season as the team leader with 202 digs ... Registered double-digit kills in 17 matches ... Collected seven double-doubles ... On six occasions, came within two digs of registering a double-double ... Set two personal-best records versus Villanova with 20 kills and a .444 hitting percentage ... Recorded a season-high mark for Tech with six service aces against St. John's ... Had a career-best 18 digs versus Seton Hall ... Registered a personal-best five total blocks against West Virginia ...

High School: Attended Barrington High School, where she lettered three times ... Played for Coach Karen Traub ... A unanimous selection to the all-state tournament team her senior year ... Named MVP of the Illinois State high school tournament ... A feat more impressive since her team lost in the finals of the tournament ... Named all-conference and all-region three times ... Named the Barrington High School Elite Athlete ... Given an Academic Scholar Athlete award ... Played club volleyball for Sports Performance ...

Personal: Ann Marie Spicer was born March 8, 1983 in Evanston, IL ... Is the daughter of Barbara and Tom Spicer ... Has six brothers and sisters ... Sister Betsy played volleyball at the University of Illinois and currently plays professional volleyball while her sister, Megan, ran track at Eastern Illinois ... Majoring in geological sciences.



ANNIE'S CAREER STATISTICS

Year	GP	K	E	TA	PCT	KPG	AST	SA	DIG	BS	BA
2001	88	290	160	732	.178	3.30	16	38	202	3	26
2002	118	349	215	1,109	.121	2.96	40	44	369	3	23
Totals	206	639	375	1,841	.143	3.10	56	82	571	6	49

Newcomers

#1



Middle Hitter • 6-1
Freshman
Barrington, Ill.
Barrington H.S.

katie ESBROOK

An outstanding scholar-athlete ... Could challenge for playing time in the middle right away ... Former high school teammate of current Hokie Annie Spicer ...

High School: Four-year letterwinner for Coach Karen Traub while at Barrington High School ... Named to the all-conference team ... Received all-area third-team honors ... Served as team captain ... Helped lead her team to two second-place finishes in the state

tournament ... Was honored with the "Best of Barrington" athlete award ... Earned All-America status while playing AAUs ... Played for Sports Performance VBC ...

Personal: Catherine V. Esbrook was born on October 10, 1984 in Barrington, IL ... Is the daughter of Randy and Corinne Esbrook ... Has two older sisters, Cheryl, 23, and Elizabeth, 20 ... Enrolled in physical therapy.

#15



Middle Hitter • 6-1
Freshman
Columbia, Md.
River Hill H.S.

allie KUPEC

Comes from a very athletic family ... Looking to make an impact on the program before she leaves ...

High School: Attended River Hill High School where she earned three varsity letters for Coach Sybil Modispacher ... Helped lead her team to the 2000 state semi-finals ... Earned team MVP honors in 2002 ... Selected to the 2002 *Baltimore Sun* and *Washington Post* first teams ... Was second-team all-Metro ... Helped lead her team to the 2001 county championship ... Served as team captain during the 2001

and 2002 seasons ... Also lettered four years in basketball ... Played for Metro American Juniors VBC ...

Personal: Allison Victoria Kupec was born May 29, 1985 in Lake Forest, IL ... Is the daughter of C.J. and Vicki Kupec ... Father was an All-America basketball player at the University of Michigan before playing for the Los Angeles Lakers and the Houston Rockets of the NBA ... Brother plays football at Southern Illinois ... Enrolled in communications.

Newcomers

#7



Outside Hitter • 5-11
Freshman
Long Grove, Ill.
Stevenson H.S.

alli LEWIS

Will likely redshirt this season ... A very talented athlete with a lot of skill ... Knows the game well ... Should help solidify the left side position for the Hokies in the future ...

High School: Attended Adlai E. Stevenson High School where she played four years for Coach Tim Crow, earning four varsity letters ... Was an all-area and all-conference selection two years ... Earned all-academic team honors four years ... Selected as the Player of the Year

by the *Pioneer Press* ... Was an all-state selection one year ... Member of four regional championship teams ... Helped lead her team to sectional play three years and super-sectionals one year ... Member of Elite Eight team one year ... Played club ball for Sports Performance VBC ...

Personal: Allison Frances Lewis was born February 5, 1985 in Lake Forest, IL ... Is the daughter of Larry and Jean Lewis ... Has two siblings, Stephanie, 19, and Alex, 15 ... Enrolled in engineering.

#6



Setter • 5-9
Freshman
Earlsville, Va.
Albemarle H.S.

allie WRIGHT

An invited walk-on who will push for time as a setter ... A good athlete ... Will provide depth ... Comes from a good club program in Sports Performance VBC ...

High School: Attended Albemarle High School where she played one year for Coach Mark Ragland ... Earned three letters at Naperville (IL) North High School before transferring ... Was a first-team all-district selection her senior season ... Named second-team all-region ... Selected

for the Virginia All-Star team ... Was named to the all-tournament team at the Albemarle High School Tournament ...

Personal: Allison Wright was born December 16, 1984 in LaPorte, IN ... Is the daughter of Richard and Vicki Wright ... Plays the cello and the piano ... Has three siblings, Charity, 27, Tim, 25, and Kim, 22 ... Sister, Kim, played volleyball at High Point University ... Enrolled in university studies.

2003 Opponents

Boston College

Location: Chestnut Hill, Mass. **Head Coach:** Jackie Hadel
Nickname: Eagles **2002 Record:** 14-18
Colors: Maroon and Gold **Volleyball SID:** Katie Landers
Facility: Power Gym **SID Phone:** (617) 552-2094
Conference: BIG EAST **E-Mail:** landersk@bc.edu

Campbell

Location: Buies Creek, N.C. **Head Coach:** Gwen Adams
Nickname: Fighting Camels **2002 Record:** 3-21
Colors: Orange and Blacks **Volleyball SID:** John Sinnett
Facility: Carter Gymnasium **SID Phone:** (910) 893-1369
Conference: Atlantic Sun **E-Mail:** sinnettj@mailcenter.campbell.edu

Charlotte

Location: Charlotte, N.C. **Head Coach:** Lisa Marston
Nickname: 49ers **2002 Record:** 18-15
Colors: Green and White **Volleyball SID:** Fisher Beasley
Facility: Halton Arena **SID Phone:** (704) 687-6312
Conference: Conference USA **E-Mail:** fbeasley@email.uncc.edu

Cleveland State

Location: Cleveland, Ohio **Head Coach:** Chuck Voss
Nickname: Vikings **2002 Record:** 18-13
Colors: Green and White **Volleyball SID:** Alan Ashby
Facility: Woodling Gym **SID Phone:** (216) 687-4818
Conference: Horizon League **E-Mail:** a.ashby02@csuohio.edu

College of Charleston

Location: Charleston, S.C. **Head Coach:** Sherry Dunbar
Nickname: Cougars **2002 Record:** 29-5
Colors: Maroon and White **Volleyball SID:** Simon Whitaker
Facility: Alumni Hall **SID Phone:** (843) 953-5465
Conference: Southern **E-Mail:** whitakers@cofc.edu

Connecticut

Location: Storrs, Conn. **Head Coach:** Kelli Myers
Nickname: Huskies **2002 Record:** 14-15
Colors: Blue and White **Volleyball SID:** Karen Auerbach
Facility: Gampel Pavilion **SID Phone:** (860) 486-3531
Conference: BIG EAST **E-Mail:** kauerbauch@mayo.ath.uconn.edu

Dayton

Location: Dayton, Ohio **Head Coach:** Tim Horsmon
Nickname: Flyers **2002 Record:** 22-9
Colors: Red and White **Volleyball SID:** Jill Weakland
Facility: Frericks Center **SID Phone:** (937) 229-4419
Conference: Atlantic 10 **E-Mail:** Jill.Weakland@notes.udayton.edu

East Tennessee State

Location: Johnson City, Tenn. **Head Coach:** Lindsey Devine
Nickname: Buccaneers **2002 Record:** 8-23
Colors: Navy Blue and Old Gold **Volleyball SID:** Luke LeNoble
Facility: Brooks Gym **SID Phone:** (423) 439-5612
Conference: Southern **E-Mail:** lenoble@mail.etsu.edu

Georgetown

Location: Washington, D.C. **Head Coach:** Li Liu
Nickname: Hoyas **2002 Record:** 17-13
Colors: Blue and Gray **Volleyball SID:** Renee Carter
Facility: McDonough Gym **SID Phone:** (202) 687-2492
Conference: BIG EAST **E-Mail:** constanr@georgetown.edu

High Point

Location: High Point, N.C. **Head Coach:** Chad Esposito
Nickname: Panthers **2002 Record:** 7-27
Colors: Purple and White **Volleyball SID:** Bill L'Eplattenier
Facility: Millis Center **SID Phone:** (336) 841-4605
Conference: Big South **E-Mail:** TBA

Liberty

Location: Lynchburg, Va. **Head Coach:** Chris Phillips
Nickname: Lady Flames **2002 Record:** 17-18
Colors: Red, White and Blue **Volleyball SID:** Joey Mullins
Facility: Vines Center **SID Phone:** (434) 582-2292
Conference: Big South **E-Mail:** jmmullins@liberty.edu

Maryland

Location: College Park, Md. **Head Coach:** Janice Kruger
Nickname: Terrapins **2002 Record:** 18-14
Colors: Red, White and Black **Volleyball SID:** TBA
Facility: Ritchie Coliseum **SID Phone:** (301) 314-7064
Conference: Atlantic Coast **E-Mail:** TBA

Miami

Location: Coral Gables, Fla. **Head Coach:** Nicole Lantagne
Nickname: Hurricanes **2002 Record:** 27-6
Colors: Orange, Green & White **Volleyball SID:** Scott Moody
Facility: Knight Complex **SID Phone:** (305) 284-3230
Conference: BIG EAST **E-Mail:** smoody@miami.edu

Miami University

Location: Oxford, Ohio **Head Coach:** Carolyn Condit
Nickname: Red Hawks **2002 Record:** 11-19
Colors: Red and White **Volleyball SID:** Angie Renninger
Facility: Millett Hall **SID Phone:** (513) 529-6239
Conference: Mid-American **E-Mail:** renninal@muohio.edu

2003 Opponents

Morgan State

Location: Baltimore, Md.
Nickname: Bears
Colors: Blue and Orange
Facility: Hill Field House
Conference: MEAC

Head Coach: Ramona Bozier
2002 Record: 20-15
Volleyball SID: Lamont Germany
SID Phone: (443) 885-3009
E-Mail: voiceofmorgan@hotmail.com

St. John's

Location: Jamaica, N.Y.
Nickname: Red Storm
Colors: Red and White
Facility: Alumni Hall
Conference: BIG EAST

Head Coach: Joanne Persico-Smith
2002 Record: 17-16
Volleyball SID: Garrhett Schneider
SID Phone: (718) 990-1523
E-Mail: gschn509@stjohns.edu

North Carolina State

Location: Raleigh, N.C.
Nickname: Wolfpack
Colors: Red and White
Facility: Reynolds Coliseum
Conference: Atlantic Coast

Head Coach: Mary Byrnes
2002 Record: 3-32
Volleyball SID: Justin Sellers
SID Phone: (919) 515-2102
E-Mail: SSung231@aol.com

Seton Hall

Location: South Orange, N.J.
Nickname: Pirates
Colors: Blue and White
Facility: Walsh Gymnasium
Conference: BIG EAST

Head Coach: Rich Pickrell
2002 Record: 15-18
Volleyball SID: John Hogan
SID Phone: (973) 761-9493
E-Mail: HoganJoh@shu.edu

Northern Illinois

Location: DeKalb, Ill.
Nickname: Huskies
Colors: Cardinal and Black
Facility: Convocation Center
Conference: Mid-American

Head Coach: Ray Gooden
2002 Record: 13-17
Volleyball SID: Brian Kedzior
SID Phone: (815) 753-1706
E-Mail: bkedzior@niu.edu

Syracuse

Location: Syracuse, N.Y.
Nickname: Orangewomen
Color: Orange
Facility: Manley Field House
Conference: BIG EAST

Head Coach: Jing Pu
2002 Record: 19-12
Volleyball SID: Michele Kelley
SID Phone: (315) 443-2608
E-Mail: mlkelley@syr.edu

Notre Dame

Location: Notre Dame, Ind.
Nickname: Fighting Irish
Colors: Gold and Blue
Facility: Joyce Center
Conference: BIG EAST

Head Coach: Debbie Brown
2002 Record: 25-7
Volleyball SID: Bo Rottenborn
SID Phone: (574) 631-8642
E-Mail: rottenborn.2@nd.edu

TCU

Location: Fort Worth, Texas
Nickname: Horned Frogs
Colors: Purple and White
Facility: Student Rec Center
Conference: Conference USA

Head Coach: Prentice Lewis
2002 Record: 12-18
Volleyball SID: Ryan Chambers
SID Phone: (817) 257-5367
E-Mail: r.chambers@tcu.edu

Pittsburgh

Location: Pittsburgh, Pa.
Nickname: Panthers
Colors: Blue and Gold
Facility: Fitzgerald Field House
Conference: BIG EAST

Head Coach: Chris Beerman
2002 Record: 20-9
Volleyball SID: Brad Cuprik
SID Phone: (412) 648-1018
E-Mail: bcuprik@athletics.pitt.edu

Villanova

Location: Villanova, Pa.
Nickname: Wildcats
Colors: Blue and White
Facility: Nevin Field House
Conference: BIG EAST

Head Coach: Allison Keeley
2002 Record: 18-16
Volleyball SID: Allison Hischak
SID Phone: (610) 519-4120
E-Mail: allison.hischak@villanova.edu

Radford

Location: Radford, Va.
Nickname: Highlanders
Colors: Red and White
Facility: Dedmon Center
Conference: Big South

Head Coach: Chad Callihan
2002 Record: 8-24
Volleyball SID: Aaron Barter
SID Phone: (540) 831-5211
E-Mail: atbarter@radford.edu

Virginia

Location: Charlottesville, Va.
Nickname: Cavaliers
Colors: Navy and Orange
Facility: Memorial Gymnasium
Conference: Atlantic Coast

Head Coach: Melissa Aldrich Shelton
2002 Record: 9-25
Volleyball SID: Bill Hurd
SID Phone: (434) 982-5500
E-Mail: wlh4q@virginia.edu

Rutgers

Location: New Brunswick, N.J.
Nickname: Scarlet Knights
Color: Scarlet
Facility: College Avenue Gym
Conference: BIG EAST

Head Coach: Ann Leonard-House
2002 Record: 17-11
Volleyball SID: Nick Tamowski
SID Phone: (732) 445-7885
E-Mail: ntamowski@scarletknights.com

West Virginia

Location: Morgantown, W.Va.
Nickname: Mountaineers
Colors: Old Gold and Blue
Facility: WVU Coliseum
Conference: BIG EAST

Head Coach: Veronica Hammersmith
2002 Record: 9-19
Volleyball SID: Brady Smith
SID Phone: (304) 293-2821
E-Mail: BradyWVU@hotmail.com

2002 Review

The Virginia Tech volleyball team had a breakthrough season in 2002. In only the team's second year in the BIG EAST, the Hokies finished second in the conference, qualifying for the BIG EAST Championships after being picked to finish seventh in the preseason poll. The 2002 squad more than doubled its win total from the previous year, finishing the season with a 20-11 record, 10-3 in conference play.

Several Hokies earned post-season awards, including head coach Greg Smith who was named the BIG EAST Coach of the Year. Senior Cheryl Stinson was named to the All-BIG EAST first team, while Ana Lang earned second-team All-BIG EAST honors. Stinson and Lang were also named honorable mention all-region by the American Volleyball Coaches Association.

For the second year in a row, Stinson was named to the VaSID all-state first team. Lang was named second-team all-state, and freshman Melissa Markowski earned all-state honorable mention honors.

The season began in Winston-Salem, N.C., at the Deacon Invitational hosted by Wake Forest. In the first match, the Hokies fell to Ohio University, but bounced back to sweep Auburn, 3-0. The final game of the tournament was against Wake Forest. Despite a hard-fought match, Tech fell to the Demon Deacons, 3-2. Stinson was the lone Hokie selected to the all-tournament team.

The following weekend, the Hokies were in Akron, Ohio, taking part in the Radisson Invitational. Tech rolled in the first two games of the tournament, recording 3-0 wins over Oakland and Robert Morris. However, the Hokies dropped the championship match to the host Zips, 3-1. Stinson was once again named to the all-tournament team, along with freshman Melissa Markowski.

Tech made its home debut against arch-rival Virginia. For the first time in seven years, the Hokies came out on top, beating the Cavaliers, 3-0. The Hokies remained in Blacksburg to host the Hokie Classic. Tech posted back-to-back victories over Charlotte and Appalachian State before falling to the Georgia Bulldogs, 3-1, in the championship match. For the third straight weekend, Stinson was named to an all-tournament team, along with Lang. For her work against Virginia and in the Hokie Classic, Markowski was awarded the BIG EAST Co-Rookie of the Week award.

The Hokies had one last home match before hitting the road for another tournament. Tech lost to the Tennessee Lady Volunteers, 3-0. The final tournament for the Hokies was in Clemson, S.C. Tech dropped matches to the host Tigers and Coastal Carolina, but picked up a win over TCU. Markowski was selected to the all-tournament team.

The Hokies opened BIG EAST play on the road with a 3-0 win over Providence and a 3-2 victory over Boston College. For the second time, Markowski was named the BIG EAST Co-Rookie of the Week.

The BIG EAST road trip continued as the Hokies traveled to Georgetown and Villanova. Despite a valiant effort, Tech dropped the match to Georgetown, 3-1, but came back strong to down Villanova, 3-1.

The Hokies opened up the home portion of the BIG EAST schedule with wins over Seton Hall (3-0) and Rutgers (3-2). During the match against Rutgers, Stinson recorded the 392nd block of her career, which moved her into second place on the Virginia Tech all-time career blocks list. She was rewarded by being chosen the BIG EAST Athlete of the Week.

Next up for the Hokies were two games against in-state rivals Liberty and Radford. Tech came out strong and downed the Lady Flames, 3-0, at Cassell and traveled to Radford to down the Highlanders, 3-2, in a hard-fought match.

The following week the Hokies cracked the top 10 in the Northeast regional rankings for the first time under coach Greg Smith. That weekend Tech faced Miami, which was ranked second in the region, in the first-ever meeting between the two teams. The Hokies came out determined and defeated the Hurricanes, 3-0, to move into second place in the conference.

Next up for Tech were the Dukes of James Madison. With both teams riding winning streaks, JMU at 10 and Tech at six, the five-game match quickly turned into a battle. The Hokies proved to be too much, downing JMU and extending their win streak to seven matches.

The Hokies returned to BIG EAST action later that week as they hosted Connecticut. The Huskies came out hot and defeated Tech, 3-0, ending the Hokies' win streak. However, Tech bounced back with an easy 3-0 win over the Red Storm of St. John's. The following week when the regional rankings were released, the Hokies jumped to fourth in the polls.

With only four conference games remaining and Tech tied for second place, the Hokies traveled to West Virginia and Pittsburgh. Tech came up with a big 3-1 victory over the Mountaineers, but was unable to go undefeated on the road trip, as the Hokies dropped a nail-biter at Pittsburgh, 3-2. In the match at Pittsburgh, Stinson and Lang made BIG EAST history. Both recorded the 1000th kill of their careers, making them the first teammates to tally their 1000th kill in the same match.

Entering the final weekend of conference play, the Hokies were primed to earn a spot at the BIG EAST Championships. With a 3-0 victory over Syracuse, the Hokies needed only a win over Notre Dame, which was ranked No. 1 in the region, to secure a spot at the conference tournament for the first time.

Notre Dame, who had its 43-match regular season conference winning streak snapped two days earlier, came out strong, but the Hokies proved to be too much for the Fighting Irish. Tech pulled the stunning, 3-0 upset, giving the team a second-place conference finish and a trip to Pittsburgh for the league's postseason tournament.

In the first round of the BIG EAST Championships, the Hokies looked to make it two in a row over the Miami Hurricanes. Miami had revenge on its mind, however, and downed the Hokies in a 3-2 heartbreaker to end Tech's amazing season.



With this block, Cheryl Stinson moved into second place all-time at Tech for career blocks. She finished with 449 total blocks.

2002 Statistics & Results

2002 OVERALL STATISTICS

Overall Record: 20-11

No.	Hokies	GP/MP	K	K/GM	E	ATT	PCT.	A	SA	SE	RE	DIG	BS	BA	BE	BHE
1	STINSON, Cheryl	112/31	312	2.79	90	746	.298	6	29	56	4	96	27	116	20	3
21	ROGERS, Sarah	114/31	241	2.11	83	587	.269	6	21	13	5	61	18	61	10	1
4	KAPP, Elisabeth	28/19	32	1.14	12	75	.267	0	2	3	0	11	5	10	1	0
9	HILL, Jenny	91/29	201	2.21	75	499	.253	43	10	20	0	55	6	80	23	2
3	MARKOWSKI, Melissa	118/31	128	1.08	50	360	.217	1423	38	26	4	272	3	43	7	22
7	LANG, Ana	117/31	454	3.88	200	1261	.201	23	37	34	30	437	2	29	3	2
13	MEYER, Jamie	32/13	45	1.41	24	119	.176	10	3	14	0	17	2	11	6	1
14	SPICER, Annie	118/31	349	2.96	215	1109	.121	40	44	71	61	369	3	23	7	7
16	SMITH, Emily	99/28	7	0.07	6	35	.029	15	9	22	3	166	1	1	0	1
15	MENNEN, Ashley	15/7	0	0.00	0	1	.000	4	3	5	9	63	0	0	0	1
2	MCPEAK, Kaitlin	39/16	1	0.03	1	7	.000	4	1	10	2	62	1	10	2	18
10	BAYER, Ashley	114/31	3	0.03	7	34	-.118	17	4	3	33	401	0	0	0	1
	TEAM										21					
	VIRGINIA TECH	118/31	1773	15.03	763	4833	.209	1591	201	277	170	1980	66	374	77	41
	Opponents	118/31	1649	13.97	801	4809	.176	1450	170	270	201	1887	56	347	59	56

2002 RESULTS

Date	Opponent	Result	Match Scores
Aug. 30	vs Ohio #	L, 1-3	19-30, 31-29, 24-30, 23-30
Aug. 31	vs Auburn #	W, 3-0	30-16, 30-24, 30-21
Aug. 31	vs Wake Forest #	L, 2-3	19-30, 30-27, 16-30, 30-27, 7-15
Sep. 6	vs Oakland \$	W, 3-0	30-19, 30-17, 30-26
Sep. 7	vs Robert Morris \$	W, 3-0	30-27, 30-14, 30-17
Sep. 7	vs Akron \$	L, 1-3	22-30, 30-27, 26-30, 18-30
Sep. 10	vs Virginia	W, 3-0	30-22, 30-18, 30-28
Sep. 13	vs Charlotte †	W, 3-2	30-23, 20-30, 27-30, 30-24, 15-9
Sep. 14	vs Appalachian St. †	W, 3-0	30-27, 31-29, 30-24
Sep. 14	vs Georgia †	L, 1-3	30-21, 23-30, 23-30, 27-30
Sep. 17	vs Tennessee	L, 0-3	23-30, 28-30, 26-30
Sep. 20	vs Clemson ‡	L, 0-3	19-30, 17-30, 26-30
Sep. 21	vs TCU ‡	W, 3-1	27-30, 30-26, 30-22, 30-22
Sep. 21	vs Coastal Carolina ‡	L, 2-3	19-30, 26-30, 30-23, 30-27, 12-15
Sep. 28	at Providence *	W, 3-0	30-18, 30-17, 30-28
Sep. 29	at Boston College *	W, 3-2	30-15, 23-30, 25-30, 30-28, 15-13
Oct. 5	at Georgetown *	L, 1-3	31-29, 30-32, 27-30, 25-30
Oct. 6	at Villanova *	W, 3-1	30-19, 30-22, 25-30, 30-21
Oct. 11	vs Seton Hall *	W, 3-0	30-20, 30-23, 30-25

Date	Opponent	Result	Match Scores
Oct. 13	vs Rutgers *	W, 3-2	30-32, 30-26, 30-21, 31-29, 15-12
Oct. 16	vs Liberty	W, 3-0	30-28, 30-17, 30-26
Oct. 22	at Radford	W, 3-2	23-30, 27-30, 30-16, 30-26, 15-12
Oct. 26	vs Miami *	W, 3-0	30-28, 30-24, 30-25
Oct. 29	vs James Madison	W, 3-2	30-26, 30-16, 25-30, 21-30, 15-13
Nov. 1	vs Connecticut *	L, 0-3	26-30, 25-30, 21-30
Nov. 3	vs St. John's *	W, 3-0	30-27, 30-20, 30-28
Nov. 8	at West Virginia *	W, 3-1	30-27, 24-30, 33-31, 30-25
Nov. 10	at Pittsburgh *	L, 2-3	30-27, 30-28, 33-35, 27-30, 9-15
Nov. 15	vs Syracuse *	W, 3-0	30-15, 30-18, 30-24
Nov. 17	vs Notre Dame *	W, 3-0	30-27, 37-35, 30-27
Nov. 23	vs Miami ^	L, 2-3	24-30, 23-30, 30-22, 30-23, 12-15

- Deacon Invitational at Winston-Salem, N.C.
 \$ - Radisson Invitational at Akron, Ohio
 † - Hokie Classic at Blacksburg, Va.
 ‡ - Clemson Invitational at Clemson, S.C.
 ^ - BIG EAST Championships at Pittsburgh, Pa.
 * - BIG EAST Conference match

2002 SUPERLATIVES

Record in:

Three-game Matches	12-3
Four-game Matches	3-4
Five-game Matches	5-4

Team Highs:

Kills	84, vs. Rutgers (10-13-02)
Attempts	228, vs. Miami (11-24-02)
Percentage360, vs. Liberty (10-16-02)
Assists	77, vs. Rutgers (10-13-02)
Service Aces ...	12, vs. Georgetown (10-5-02) & Oakland (9-6-02)
Digs	109, vs. West Virginia (11-9-02)
Blocks	15.0, vs. Notre Dame (11-17-02)

Individual Highs:

Kills (3 games)	16, Ana Lang vs. Notre Dame and Syracuse Annie Spicer vs. Miami (10-26-02)
Kills (4 games)	22, Ana Lang vs. Villanova (10-6-02)
Kills (5 games)	26, Ana Lang vs. Coastal Carolina (9-21-02)
Attempts	69, Ana Lang vs. Miami (11-24-02)
Percentage800, Melissa Markowski vs. Liberty (10-16-02)
Assists	70, Melissa Markowski vs. Rutgers (10-13-02)
Service Aces	6, Melissa Markowski vs. Providence (9-28-02)
Digs	29, Ashley Bayer vs. Coastal Carolina (9-21-02)
Block Solos	2, Cheryl Stinson, four times Sarah Rogers and Annie Spicer vs. Oakland (9-6-02)
Block Assists	8, Cheryl Stinson vs. Coastal Carolina (9-21-02)
Total Blocks	10, Cheryl Stinson vs. Rutgers (10-13-02)

Single Season/Career Records

Kills

Match	
1.	Lisa Pikalek vs. Southern Miss 11/7/92 38
2.	Lisa Pikalek vs. Tulane 10/14/89 37
	Lisa Pikalek vs. Furman 9/14/91 37
4.	Lisa Pikalek vs. Tulane 11/6/92 35
	Lisa Pikalek vs. Liberty 11/10/92 35
6.	Heather Berglund vs. Tulane 10/26/91 31
7.	Lisa Pikalek vs. Appalachian St. 9/15/92 30
8.	Lisa Pikalek vs. Radford 10/2/90 29
9.	Lisa Pikalek vs. Charlotte 10/20/92 27
	Lisa Pikalek vs. Ala.-Birmingham 11/14/92 27
	Rachel Julian vs. Xavier 11/1/97 27
	Holly Disser vs. Northern Illinois 9-4-99 27

Season	
1.	Lisa Pikalek (1992) 653
2.	Elizabeth Willson (1989) 593
3.	Lisa Pikalek (1991) 588
4.	Lisa Pikalek (1990) 530
5.	Lisa Pikalek (1989) 499
6.	Heather Berglund (1991) 498
7.	Julie Neely (1986) 480
8.	Heather Berglund (1992) 465
9.	Ana Lang (2002) 454
10.	Elizabeth Willson (1988) 434

Career	
1.	Lisa Pikalek (1989-92) 2,270
2.	Heather Berglund (1990-93) 1,650
3.	Elizabeth Willson (1986-89) 1,447
4.	Jennifer Schmidt (1992-95) 1,283
5.	Rachel Julian (1996-99) 1,179
6.	Corrie Bundy (1995-98) 1,149
7.	Ana Lang (1999-02) 1,065
8.	Cheryl Stinson (1999-02) 1,039
9.	Jenni McFadden (1991-94) 903
10.	Megan Barnes (1994-97) 893

In 2001, the NCAA approved a rule change implementing a 30-point, rally-scoring system in each game. Any records from 2001-present reflect this change in the scoring.

In Record Section: current Tech players in ALL CAPS



Lisa Pikalek, the only Tech volleyball player to have her jersey retired, recorded 2,270 career kills.


Kills Per Game

Season	
1.	Lisa Pikalek (1992) 4.77
2.	Lisa Pikalek (1991) 4.57
3.	Elizabeth Willson (1989) 4.49
4.	Lisa Pikalek (1991) 4.46
5.	Corrie Bundy (1998) 4.21

Career	
1.	Lisa Pikalek (1989-92) 4.39
2.	Elizabeth Willson (1986-89) 3.39
3.	Julie Neely (1986-87) 3.31
4.	Heather Berglund (1990-93) 3.24
5.	Holly Disser (1998-01) 3.10

Games Played

Career	
1.	Lisa Pikalek (1989-92) 517
2.	Jenni McFadden (1991-94) 500
3.	Heather Berglund (1990-93) 497
4.	Kelli Craven (1988-91) 496
5.	Amanda Yelsh (1991-94) 489
6.	Jennifer Schmidt (1992-95) 483
7.	Kelly Chambliss (1988-92) 461
8.	Hilary Love (1992-95) 456
9.	Elizabeth Willson (1986-89) 436
10.	Meredith Braine (1995-1998) 428



Elizabeth Willson set a Tech record for service aces in a season with 69 in 1989.

Hitting Percentage

Match (Min. 10 attempts)	
1.	Cheryl Stinson (11-0-13) vs. Prov. 10/14/01846
2.	Amanda Yelsh (11-0-14) vs. Liberty 9/6/94786
2.	Terrie Zubert (11-1-13) vs. Radford 10/2/94769
3.	Kerry Majewski (13-1-16) vs. La Salle 11/6/98750
4.	Jennifer Schmidt (21-1-27) vs. VCU 11/20/92741

Season	
1.	Julie Neely (1986)357
2.	Cheryl Stinson (2001)316
3.	Cheryl Stinson (2002)298
4.	Cheryl Stinson (2000)282
5.	Corrie Bundy (1998)272

Career	
1.	Julie Neely (1986-87)310
2.	Cheryl Stinson (1999-2002)290
2.	Karen Crawford (1986-88)242
3.	Elizabeth Willson (1986-89)238
4.	Lisa Pikalek (1989-92)235

Single Season/Career Records

Service Aces



Kelli O'Dell set the school record for assists in a match when she dished out 86 against Liberty in the 2000 season.

Season

1.	Elizabeth Willson (1989)	69
2.	Jill Motley (1986)	65
3.	Mary Ramsey (1986)	62
4.	Kelli Craven (1991)	60
	Terrie Zubert (1994)	60
6.	Sonya Adams (1986)	57
7.	Lisa Pikalek (1990)	56
8.	Karen Crawford (1986)	55
9.	Terri Pedrotti (1989)	53
	Lisa Pikalek (1991)	53

Career

1.	Lisa Pikalek (1989-92)	196
2.	Terrie Zubert (1994-97)	181
3.	Jenni McFadden (1991-94)	157
4.	Elizabeth Willson (1986-89)	148
5.	Kelli Craven (1988-91)	139
	Heather Berglund (1990-93)	139
7.	Kelly Chambliss (1988-92)	129
8.	Hilary Love (1992-95)	119
9.	Jennifer Topolewski (1987-90)	112
10.	Jill Motley (1986-88)	105
	Laura Hanner (1993-97)	105

Assists

Match

1.	KELLI O'DELL VS. LIBERTY 10/17/00	86
2.	Britton Julian vs. Northern Illinois 9/4/99	79
3.	Kelly Chambliss vs. Radford 10/2/90	77
4.	Kelly Chambliss vs. Southern Miss 11/7/92	76
5.	Kelli Craven vs. Tulane 10/14/89	72
	KELLI O'DELL VS. TENNESSEE 9/26/00	72

Season

1.	Kelly Chambliss (1992)	1,698
2.	Kelli Craven (1991)	1,533
3.	MELISSA MARKOWSKI (2002)	1,423
4.	Kelli Craven (1989)	1,334
5.	Jill Motley (1986)	1,333

Career

1.	Kelli Craven (1988-91)	4,765
2.	Britton Julian (1996-99)	4,007
3.	Laura Hanner (1993-97)	3,190
4.	Kelly Chambliss (1988-92)	2,207
5.	Jill Motley (1986-87)	1,930

Digs

Match

1.	Heather Berglund vs. W. Ky. 10/30/92	32
2.	Heather Berglund vs. Tulane 11/6/92	29
	ASHLEY BAYER VS. COASTAL CAROLINA 9/21/02	29
4.	Meredith Braine vs. G. Wash. 11/21/98	28
	Lisa Pikalek vs. Tulane 10/14/89	28
	Jenni McFadden vs. S. Florida 10/14/94	28
	ASHLEY BAYER VS. MIAMI 11/23/02	28
8.	Heather Berglund vs. Marshall 9/24/91	27
	Rachel Julian vs. Dayton 11/13/99	27
	Ana Lang vs. Rutgers 10/013/02	27

Season

1.	Heather Berglund (1992)	514
2.	Heather Berglund (1991)	491
3.	Lisa Pikalek (1992)	488
4.	Heather Berglund (1993)	444
5.	Ana Lang (2002)	437
6.	Terrie Zubert (1994)	418
7.	Lisa Pikalek (1991)	403
8.	Meredith Braine (1998)	373
9.	Lisa Pikalek (1989)	359
10.	Meredith Braine (1997)	358

Career

1.	Heather Berglund (1990-93)	1,710
2.	Lisa Pikalek (1989-92)	1,591
3.	Meredith Braine (1995-98)	1,241
4.	Terrie Zubert (1994-97)	1,170
5.	Jenni McFadden (1991-94)	1,150
6.	Rachel Julian (1996-99)	1,105
7.	Ana Lang (1999-02)	1,075
8.	Amanda Yelsh (1991-94)	1,012
9.	Hilary Love (1992-95)	928
10.	Laura Hanner (1993-97)	915


Blocks

Season

	S	A	Total	
1.	Julie Neely (1986)	80	87	167
2.	Jennifer Schmidt (1992)	39	108	147
3.	Cheryl Stinson (2002)	27	116	143
4.	Megan Barnes (1995)	39	99	138
5.	Julie Neely (1987)	42	94	136
6.	Krissy Tschirret (1991)	42	86	128
7.	Michelle Bain (1988)	55	71	126
8.	Jennifer Schmidt (1993)	36	88	124
9.	Corrie Bundy (1998)	24	99	123
10.	Megan Barnes (1994)	26	91	117

Career

	S	A	Total	
1.	Jennifer Schmidt (1992-95)	121	373	494
2.	Cheryl Stinson (1999-02)	81	368	449
3.	Corrie Bundy (1995-98)	69	322	391
	Megan Barnes (1994-97)	102	289	391
5.	Krissy Tschirret (1988-91)	139	193	332
6.	Jenni McFadden (1991-94)	68	245	313
7.	Julie Neely (1986-87)	122	181	303
8.	Amanda Yelsh (1991-94)	38	225	263
	Christine Shubat (1998-01)	32	231	263
10.	Britton Julian (1996-99)	39	223	262



Cheryl Stinson set a new Tech record in 2001 with 17 total blocks against West Virginia.

Team/Individual Records

TEAM

Season

WINS	36 (1982)
WINNING PERCENTAGE703 (1992)
KILLS	2,079 (1992)
ATTEMPTS	5,437 (1992)
PERCENTAGE261 (1986)
KILLS PER GAME	16.03 (1998)
ASSISTS	1,856 (1992)
SERVICE ACES	341 (1989)
DIGS	2,463 (1992)
BLOCK SOLOS	166 (1989)
BLOCK ASSISTS	442 (1998)
TOTAL BLOCKS	303.5 (1992)
MATCHES PLAYED	56 (1982)
GAMES PLAYED	143 (1991)

Match

KILLS	97, twice, last vs. Northern Illinois (9/4/99)
ATTEMPTS	272 vs. Southern Mississippi (11/7/92)
PERCENTAGE688 [24-2-32] vs. Coppin State (9/12/98)
ASSISTS	90 vs. Liberty (10-17-00)
SERVICE ACES	22 vs. Davidson (9/8/89)
DIGS	143 vs. South Florida (10/14/94)
BLOCK SOLOS	13, twice, last vs. St. John's (9/21/01)
BLOCKS ASSISTS	42, vs. West Virginia (10/5/01)
TOTAL BLOCKS	22, twice, last vs. West Virginia (10/5/01)

Cassell Coliseum

KILLS	97, twice, last vs. Northern Illinois (9/4/99)
ATTEMPTS	272 vs. Southern Mississippi (11/7/92)
PERCENTAGE688 [24-2-32] vs. Coppin State (9/12/98)
ASSISTS	89 vs. Northern Illinois (9/4/99)
SERVICE ACES	16 vs. Marshall (10/20/89)
DIGS	143 vs. South Florida (10/14/94)
BLOCK SOLOS	13 vs. Tulane (10/14/89)
BLOCKS ASSISTS	42, vs. West Virginia (10/5/01)
TOTAL BLOCKS	22, vs. West Virginia (10/5/01)

INDIVIDUAL

Season

KILLS: 653, Lisa Pikalek (1992)
ATTEMPTS: 1,660, Lisa Pikalek (1992)
PERCENTAGE: .357, Julie Neely (1986)
KILLS PER GAME: 4.77, Lisa Pikalek (1992)
ASSISTS: 1,698, Kelly Chambliss (1992)
SERVICE ACES: 69, Elizabeth Willson (1989)
DIGS: 514, Heather Berglund (1992)
BLOCK SOLOS: 80, Julie Neely (1986)
BLOCK ASSISTS: 108, Jennifer Schmidt (1992)
TOTAL BLOCKS: 167, Julie Neely (1992)
GAMES PLAYED: 143, Kelli Craven & Heather Berglund (1991)

Match

KILLS: 38, Lisa Pikalek vs. Southern Mississippi (11/7/92)
ATTEMPTS: 96, Lisa Pikalek vs. Southern Mississippi (11/7/92)
PERCENTAGE: .846, C. Stinson vs. Providence (10/14/01)
ASSISTS: 86, KELLI O'DELL VS. LIBERTY (10/17/00)
SERVICE ACES: 9, Lisa Pikalek vs. Georgia Tech (11/9/90)
DIGS: 32, Heather Berglund vs. Western Kentucky (10/30/92)
BLOCK SOLOS: 7, Cari Kammerer vs. Appalachian St. (9/11/90)
BLOCK ASSISTS: 17, Cheryl Stinson vs. West Virginia (10/5/01)
TOTAL BLOCKS: 17, Cheryl Stinson VS. West Virginia (10/5/01)

Cassell Coliseum

KILLS: 38, Lisa Pikalek vs. Southern Mississippi (11/7/92)
ATTEMPTS: 96, Lisa Pikalek vs. Southern Mississippi (11/7/92)
PERCENTAGE: .846, Cheryl Stinson vs. Providence (10/14/01)
ASSISTS: 79, Britton Julian vs. Northern Illinois (9/4/99)
SERVICE ACES: 5, Elizabeth Willson vs. Tulane (10/14/89), Rachel Julian vs. G.W. (10/25/97) & vs. Coppin State (9/12/98)
DIGS: 29, Heather Berglund vs. Tulane (11/6/92)
BLOCK SOLOS: 5, Krisy Tschirret vs. Tulane (10/14/89)
BLOCKS ASSISTS: 17, CHERYL STINSON VS. W. VA (10/5/01)
TOTAL BLOCKS: 17, CHERYL STINSON VS. W. VA (10/5/01)

MISCELLANEOUS

Records and Streaks

Tech's all-time varsity record	482-413-3 (.537)
Home	228-97 (.702)
Away	117-168 (.411)
Neutral	137-158-3 (.460)
Versus Virginia Opponents	165-79-1 (.673)
Home vs. Virginia Opponents	85-23 (.787)
In Virginia	313-168 (.651)
In August	2-2 (.500)
In September	162-138 (.540)
In October	211-150-3 (.580)
In November	88-112 (.440)
Season openers	11-15 (.423)
Longest winning streak	11, twice October 12, 1982 through October 19, 1982 September 26, 1992 through November 3, 1992
Longest losing streak	13 October 18, 1988 to September 2, 1989
Longest home winning streak	18 October 16, 1981 through September 27, 1983

Milestone Wins

- September 29, 1977, over Ferrum
- October 5, 1979, over UT-Chattanooga
- October 23, 1980, over Va Commonwealth
- October 15, 1981, over Guilford
- October 8, 1982, over Juniata
- November 3, 1983, over UNC Charlotte
- October 25, 1986, over South Alabama
- October 10, 1989, over James Madison
- November 8, 1991, over James Madison
- September 28, 1994, over E. Tennessee State
- September 20, 1997, over Fordham
- October 25, 2000, over Charlotte

In 2001, the NCAA approved a rule change implementing a 30-point, rally-scoring system in each game. Any records from 2001-present reflect this change in the scoring.

Coaching Records

All-Time Coaches Records (by victories)

Coach	Years	Seasons	OVERALL		CONF.	
			W-L	Pct.	W-L	Pct.
John Pierce	1977-1990	14	274-243-3	.531	11-58	.159
Stephanie Hawbecker	1991-1999	9	165-134	.552	70-52	.625
Greg Smith	2000-present	3	42-46	.477	15-10	.600

All-Time Coaches Records (by winning percentage)

Coach	Years	Seasons	OVERALL		CONF.	
			W-L	Pct.	W-L	Pct.
Stephanie Hawbecker	1991-1999	9	165-134	.552	70-52	.625
John Pierce	1977-1990	14	274-243-3	.531	11-58	.159
Greg Smith	2000-present	3	42-46	.477	15-10	.600

History

All-Time Letterwinners

Current Tech players in ALL CAPS	
Adams, Sonya	1984, 1985, 1986
Albregts, Lori	1979
Allen, Laura	1983
Ames, Michelle	1989, 1990, 1991
Amos, Kim	2001
Arbuckle, Jennifer	1992, 1993, 1994, 1995
Atkinson, Penny	1983, 1984
Bain, Michelle	1988
Barnes, Megan	1994, 1995, 1996, 1997
BAYER, ASHLEY	2002
Bazilwich, Ann	1977, 1978
Beasley, Kerri	1996, 1997
Belcher, Leigh	1989
Berglund, Heather	1990, 1991, 1992, 1993
Blower, Kathy	1980, 1981, 1982, 1983
Braine, Meredith	1995, 1996, 1997, 1998
Brisbin, Rachel	1990, 1991
Bundy, Corrie	1995, 1996, 1997, 1998
Cabaniss, Linda	1985
Chambliss, Kelly	1988, 1989, 1990, 1992
Clarke, Cindy	1982, 1983
Collins, Renee	1998, 2001
Craven, Kelli	1988, 1989, 1990, 1991
Crawford, Karen	1986, 1987, 1988
Dannenber, Kelly	1978, 1979, 1980, 1981
Disser, Holly	1998, 1999, 2000, 2001
Drummond, Kristen	1993, 1994, 1995, 1996
Duben, Rachel	1982, 1983, 1984, 1985
Eder, Linda	1984, 1985, 1986, 1987
Eppley, Chrys	1979, 1980, 1981
Foulkes, Tara	1978
Graf, Suzanne	1987
Hanner, Laura	1993, 1995, 1996, 1997

Hargrove, Anne	1984, 1985
HILL, JENNY	2001, 2002
Horner, Joy	1989, 1990, 1991
Hruby, Michelle	1980, 1982
Hubbard, Kate	1998, 1999
Jones, Pam	1977, 1978, 1979
Julian, Britton	1996, 1997, 1998, 1999
Julian, Rachel	1996, 1997, 1998, 1999
Kammerer, Cari	1990, 1991
KAPP, LIZ	2002
Koch, Nikki	1983, 1984, 1985
Kuhn, Erika	1996, 1997, 1998
Kwiatkowski, Michele	1981, 1982, 1983, 1985
Lahm, Candice	1998, 1999, 2000
Lang, Ana	2000, 2001, 2002
Lessman, Ginny	1980, 1981, 1982, 1983
Little, Wendy	1979, 1980, 1981, 1982
Love, Hilary	1992, 1993, 1994, 1995
Majewski, Kerry	1995, 1996, 1997, 1998
Majkovicz, Terri	1985, 1986, 1987, 1988
MARKOWSKI, MELISSA	2002
McFadden, Jenni	1991, 1992, 1993, 1994
McGinnis, Ann	1983, 1984
McIntosh, Cara	1982
McNamara, Kerry	1984, 1985, 1986
McPEAK, KAITLIN	2001, 2002
Mennen, Ashley	2001
Meyer, Jamie	2000, 2001
Milan-Williams, Kristy	1997, 1999
Motley, Jill	1985, 1986, 1987, 1988
Munson, Cathy	1980
Neely, Julie	1985, 1986, 1987
Norse, Julie	1980
O'DELL, KELLI	2000, 2001
Overbaugh, Lynn	1987, 1988

Palm, Marie	1983, 1984, 1985
Pedrotti, Terry	1989
Pikalek, Lisa	1989, 1990, 1991, 1992
Quinn, Jess	2001
Ramsey, Caryn	1980, 1981, 1982
Ramsey, Mary	1984, 1985, 1986, 1987
Reeser, Janice	1980, 1981
Reinert, Kristi	1991, 1992
Richardson, Amey	1987, 1988
Rogers, Sarah	2000, 2001, 2002
Sadler, Liz	1981, 1982, 1983
Sadler, Sue	1984, 1986, 1987, 1988
Schmidt, Jennifer	1992, 1993, 1994, 1995
Schneider, Suzie	1993
Shubat, Christine	1998, 1999, 2000, 2001
Shumway, Dianne	1986, 1987, 1988
Slade, Lynelle	1994, 1995, 1996, 1997
SMITH, EMILY	2001, 2002
Smith, Kelly	1984
Smith, Stephanie	1991, 1992, 1993, 1994
SPICER, ANNIE	2001, 2002
Stinson, Cheryl	1999, 2000, 2001, 2002
Streeter, Carol	1982, 1983, 1984, 1985
Suggs, Allison	1997, 1999
Szczepanski, Joanna	1977, 1978
Topolewski, Jennifer	1987, 1988, 1989, 1990
Tremel, Meredith	1990, 1991, 1992
Tshirret, Krissy	1988, 1989, 1990, 1991
Vlamings, Paula	1987, 1988
Willson, Elizabeth	1986, 1987, 1988, 1989
White, Mandy	1997, 1999
Wright, Kristin	1997, 1998, 1999
Yelsh, Amanda	1991, 1992, 1993, 1994
Zubert, Terrie	1994, 1995, 1996, 1997

Year-by-Year

Year	Overall	PCT	Conference	PCT	Finish	Home	Away	Neutral	Won	Lost	For	Against	Coach
1977	15-14	.517	---	---	---	8-3	3-3	4-8	37	35	843	796	John Pierce
1978	8-12-2	.409	---	---	---	4-2	1-3	3-7-2	22	32	598	676	John Pierce
1979	12-21-1	.368	---	---	---	5-3	2-6	5-12-1	33	54	936	1057	John Pierce
1980	22-22	.500	0-6	.000	7th/7	7-2	6-6	9-14	60	55	1363	1333	John Pierce
1981	33-16	.673	0-5	.000	6th/6	10-2	8-4	15-10	78	45	1552	1325	John Pierce
1982	36-20	.643	1-5	.167	T5th/7	12-0	5-3	19-17	85	57	1842	1576	John Pierce
1983	28-14	.667	1-6	.143	7th/8	7-5	6-3	15-6	73	50	1497	1371	John Pierce
1984	16-19	.457	2-5	.286	6th/8	9-3	4-10	3-6	57	62	1402	1425	John Pierce
1985	15-19	.441	0-6	.000	7th/7	6-5	4-7	5-7	57	65	1510	1503	John Pierce
1986	23-14	.622	3-3	.500	4th/7	15-3	7-9	1-2	78	61	1708	1592	John Pierce
1987	15-18	.455	1-5	.167	6th/7	9-4	4-9	2-5	53	64	1337	1460	John Pierce
1988	11-21	.344	1-5	.167	6th/7	5-5	3-7	3-9	47	73	1310	1499	John Pierce
1989	24-15	.615	1-6	.143	7th/8	13-6	3-5	8-4	83	53	1679	1404	John Pierce
1990	16-18	.471	1-6	.143	7th/8	7-4	4-9	5-5	55	62	1396	1425	John Pierce
1991	28-12	.700	5-1	.833	2nd/7	11-3	7-2	10-7	92	51	1837	1519	Stephanie Hawbecker
1992	26-11	.703	5-1	.833	T1st/7	10-1	9-4	7-6	84	57	1809	1650	Stephanie Hawbecker
1993	17-18	.486	2-4	.333	T5th/7	9-4	4-9	4-5	62	62	1512	1493	Stephanie Hawbecker
1994	12-20	.375	2-4	.333	5th/7	7-9	3-8	2-3	50	69	1402	1492	Stephanie Hawbecker
1995	22-12	.647	13-7	.650	4th/11	15-3	6-5	1-4	74	48	1515	1343	Stephanie Hawbecker
1996	15-17	.469	9-11	.450	T6th/11	6-8	6-7	3-2	50	60	1363	1345	Stephanie Hawbecker
1997	16-16	.500	11-9	.524	4th/11	8-4	6-8	2-4	59	55	1398	1329	Stephanie Hawbecker
1998	21-9	.700	15-5	.750	3rd/11	12-2	7-5	2-2	68	37	1380	1145	Stephanie Hawbecker
1999	9-19	.321	8-10	.444	7th/10	8-6	1-10	0-3	38	67	1159	1397	Stephanie Hawbecker
2000	13-16	.448	---	---	---	8-3	2-10	3-3	49	60	1321	1415	Greg Smith
2001	9-19	.321	5-7	.417	T8th/13	6-4	2-12	1-3	37	62	2505*	2702*	Greg Smith
2002	20-11	.645	10-3	.769	2nd/14	11-3	4-4	5-4	72	46	3149*	2965*	Greg Smith
26 yrs.	422-413-3	.504	96-120	.444	---	228-97	117-168	137-158-3	1,553	1,482	39,225	36,892	(3 coaches)

* points scored using NCAA 30-point system

All-Time Scores

2002

20-11, 10-3 (2nd-BIG EAST)

Date	Opponent	W/L	Res.
Aug. 30	Ohio	L	0-3
Aug. 31	Auburn	W	3-0
Aug. 31	Wake Forest	L	2-3
Sept. 6	Oakland	W	3-0
Sept. 7	Robert Morris	W	3-0
Sept. 7	Akron	L	1-3
SEPT. 10	VIRGINIA	W	3-0
SEPT. 13	CHARLOTTE	W	3-2
SEPT. 14	APPALACHIAN STATE	W	3-0
SEPT. 14	GEORGIA	L	1-3
SEPT. 17	TENNESSEE	L	0-3
Sept. 20	Clemson	L	0-3
Sept. 21	TCU	W	3-1
Sept. 21	Coastal Carolina	L	2-3
Sept. 28	Providence	W	3-0
Sept. 29	Boston College	W	3-2
Oct. 5	Georgetown	L	1-3
Oct. 6	Villanova	W	3-1
OCT. 11	SETON HALL	W	3-0
OCT. 13	RUTGERS	W	3-2
OCT. 16	LIBERTY	W	3-0
OCT. 22	Radford	W	3-2
OCT. 26	MIAMI	W	3-0
OCT. 29	JAMES MADISON	W	3-2
NOV. 1	CONNECTICUT	L	0-3
NOV. 3	ST. JOHN'S	W	3-0
Nov. 9	West Virginia	W	3-1
Nov. 10	Pittsburgh	L	2-3
NOV. 15	SYRACUSE	W	3-0
NOV. 17	NOTRE DAME	W	3-0
Nov. 24	Miami	L	2-3

2001

9-19, 5-7 (T8th-BIG EAST)

Date	Opponent	W/L	Res.
Aug. 31	Gardner-Webb	W	3-0
Sept. 1	Evansville	L	1-3
Sept. 1	Western Carolina	L	0-3
Sept. 4	Virginia	L	1-3
SEPT. 7	MD.-BALTIMORE COUNTY	W	3-0
SEPT. 7	EAST CAROLINA	W	3-0
SEPT. 8	AKRON	L	0-3
SEPT. 18	LIBERTY	L	0-3
Sept. 21	St. John's	L	2-3
Sept. 23	Seton Hall	L	1-3
Sept. 28	Notre Dame	L	0-3
Sept. 30	Syracuse	L	0-3
OCT. 5	WEST VIRGINIA	W	3-2
OCT. 7	PITTSBURGH	W	3-1
OCT. 10	RADFORD	L	0-3
OCT. 14	PROVIDENCE	W	3-0
Oct. 16	Tennessee	L	1-3
Oct. 19	James Madison	W	3-2
Oct. 20	Radford	L	0-3
Oct. 23	Liberty	L	1-3
Oct. 27	Villanova	W	3-0
Oct. 28	Rutgers	L	1-3
NOV. 2	BOSTON COLLEGE	W	3-0
NOV. 4	CONNECTICUT	L	1-3
Nov. 10	Georgetown	L	0-3
Nov. 11	George Mason	L	0-3
Nov. 23	Florida	L	0-3
Nov. 24	Louisiana State	L	1-3

2000

13-16

Date	Opponent	W/L	Res.
SEPT. 1	MARSHALL	W	3-2
SEPT. 1	APPALACHIAN STATE	W	3-1
SEPT. 2	N.C. STATE	W	3-2
SEPT. 2	SOUTHWEST TEXAS	L	0-3
Sept. 8	Air Force	W	3-0
Sept. 9	Bradley	L	1-3
Sept. 9	Kansas State	L	0-3
Sept. 14	Radford	L	1-3
SEPT. 15	GEORGE MASON	L	0-3
Sept. 22	Howard	W	3-0
Sept. 23	Seton Hall	L	0-3

Sept. 25	James Madison	L	0-3
Sept. 26	Tennessee	L	2-3
Sept. 29	Md.-Baltimore County	L	0-3
Sept. 30	Virginia Commonwealth	W	3-1
Sept. 30	William & Mary	L	0-3
OCT. 7	EAST CAROLINA	W	3-0
OCT. 8	JAMES MADISON	W	3-1
Oct. 10	Duke	L	0-3
Oct. 13	Rutgers	L	0-3
Oct. 14	St. Peter's	L	2-3
Oct. 17	Liberty	L	2-3
OCT. 20	RADFORD	W	3-0
OCT. 21	VIRGINIA	L	1-3
Oct. 25	UNC Charlotte	W	3-1
OCT. 31	EAST TENNESSEE STATE	W	3-1
NOV. 1	LIBERTY	W	3-2
Nov. 4	N.C. State	L	1-3
Nov. 18	East Carolina	W	3-1

1999

9-19, 8-10 (7TH-ATLANTIC 10)

Date	Opponent	W/L	Res.
Sept. 1	Virginia	L	0-3
SEPT. 4	VILLANOVA	W	3-0
SEPT. 4	KENTUCKY	L	1-3
SEPT. 4	NORTHERN ILLINOIS	L	1-3
Sept. 10	Cal-Santa Barbara	L	0-3
Sept. 10	Arizona State	L	0-3
Sept. 11	Georgia Tech	L	0-3
Sept. 11	South Carolina	L	0-3
Sept. 17	Fordham	W	3-2
Sept. 18	Duquesne	L	2-3
SEPT. 24	LA SALLE	W	3-2
SEPT. 25	TEMPLE	W	3-2
SEPT. 28	TENNESSEE	L	2-3
OCT. 1	GEORGE WASHINGTON	W	3-1
OCT. 5	JAMES MADISON	L	0-3
Oct. 8	Dayton	L	0-3
Oct. 9	Xavier	L	0-3
OCT. 15	RHODE ISLAND	W	3-0
OCT. 16	MASSACHUSETTS	W	3-0
OCT. 22	DUQUESNE	L	1-3
OCT. 23	FORDHAM	W	3-2
Oct. 29	Temple	L	0-3
Oct. 30	La Salle	L	1-3
Nov. 5	George Washington	L	2-3
NOV. 12	XAVIER	W	3-0
NOV. 13	DAYTON	L	1-3
Nov. 19	Massachusetts	L	0-3
Nov. 20	Rhode Island	L	0-3

1998

21-9, 15-5 (3rd-ATLANTIC 10)

Date	Opponent	W/L	Res.
Sept. 4	Southwest Texas State	L	0-3
Sept. 5	Southern Methodist	L	0-3
Sept. 5	Louisiana Tech	W	3-0
SEPT. 8	VIRGINIA	L	1-3
SEPT. 11	RADFORD	W	3-1
SEPT. 12	COPPIN STATE	W	3-0
SEPT. 12	SETON HALL	W	3-0
Sept. 16	Duquesne	W	3-1
SEPT. 19	ST. BONAVENTURE	W	3-0
Sept. 22	James Madison	W	3-1
Sept. 25	Massachusetts	W	3-1
Sept. 26	Rhode Island	W	3-0
OCT. 2	TEMPLE	W	3-1
OCT. 3	LA SALLE	W	3-0
Oct. 9	Dayton	L	1-3
Oct. 10	Xavier	L	1-3
Oct. 16	George Washington	L	1-3
Oct. 17	Fordham	W	3-0
OCT. 21	DUQUESNE	W	3-0
Oct. 23	St. Bonaventure	W	3-0
OCT. 30	RHODE ISLAND	W	3-0
OCT. 31	MASSACHUSETTS	W	3-1
Nov. 6	La Salle	W	3-0
Nov. 7	Temple	L	1-3
NOV. 13	XAVIER	W	3-1
NOV. 14	DAYTON	L	0-3
NOV. 20	FORDHAM	W	3-1
NOV. 21	GEORGE WASHINGTON	W	3-2



The 2001 volleyball team was head coach Greg Smith's second at Virginia Tech. The team played in the BIG EAST Conference for the first time and finished tied for eighth.

Nov. 27	Dayton	W	3-0
Nov. 28	Temple	L	0-3

1997

16-16, 11-9 (4th-ATLANTIC 10)

Date	Opponent	W/L	Res.
Aug. 29	North Carolina	L	0-3
Aug. 30	Connecticut	L	1-3
Aug. 30	Southern Illinois	W	3-0
Sept. 5	Florida	L	0-3
Sept. 6	Northwestern	L	0-3
Sept. 6	Kansas	L	2-3
SEPT. 9	RADFORD	W	3-0
Sept. 13	Wake Forest	W	3-0
Sept. 13	William & Mary	W	3-0
SEPT. 16	JAMES MADISON	W	3-0
Sept. 19	George Washington	L	2-3
Sept. 20	Fordham	W	3-0
SEPT. 26	XAVIER	W	3-1
SEPT. 27	DAYTON	L	0-3
Oct. 3	Massachusetts	W	3-1
Oct. 4	Rhode Island	L	0-3
OCT. 10	TEMPLE	L	2-3
OCT. 11	LA SALLE	W	3-0
OCT. 17	DUQUESNE	L	1-3
OCT. 18	ST. BONAVENTURE	W	3-0
OCT. 24	FORDHAM	W	3-0
OCT. 25	GEORGE WASHINGTON	W	3-1
Oct. 28	Virginia	L	0-3
Oct. 31	Dayton	L	1-3
Nov. 1	Xavier	L	2-3
NOV. 7	RHODE ISLAND	L	0-3
NOV. 8	MASSACHUSETTS	W	3-2
Nov. 14	La Salle	W	3-0
Nov. 15	Temple	L	0-3
Nov. 21	St. Bonaventure	W	3-0
Nov. 22	Duquesne	W	3-2
Nov. 28	Temple	L	0-3

1996

15-17, 9-11 (T6TH-ATLANTIC 10)

Date	Opponent	W/L	Res.
AUG. 30	GEORGETOWN	L	0-3
AUG. 31	AMERICAN	W	3-1
AUG. 31	NORTH CAROLINA	L	0-3
Sept. 1	William & Mary	W	3-1
Sept. 6	Colorado State	L	1-3
Sept. 7	Clemson	L	0-3
Sept. 7	Appalachian State	W	3-0
Sept. 13	Wright State	W	3-1
Sept. 14	Morehead State	W	3-2
Sept. 14	Valparaiso	L	0-3
Sept. 20	Fordham	W	3-2
Sept. 21	La Salle	W	3-0
Sept. 21	Temple	L	1-3

SEPT. 27	GEORGE WASHINGTON	W	3-0
Oct. 1	Radford	W	3-0
OCT. 4	DAYTON	L	1-3
OCT. 5	XAVIER	L	1-3
Oct. 11	Duquesne	L	0-3
Oct. 12	St. Bonaventure	W	3-1
Oct. 18	Rhode Island	L	0-3
Oct. 19	Massachusetts	L	2-3
OCT. 22	VIRGINIA	L	0-3
OCT. 25	TEMPLE	W	3-0
OCT. 25	FORDHAM	W	3-0
OCT. 26	LA SALLE	W	3-0
Nov. 1	George Washington	W	3-1
Nov. 8	Xavier	L	1-3
Nov. 9	Dayton	L	0-3
NOV. 15	DUQUESNE	L	0-3
NOV. 16	ST. BONAVENTURE	W	3-0
NOV. 22	MASSACHUSETTS	L	1-3
NOV. 24	RHODE ISLAND	L	0-3

1995

22-12, 13-7 (4TH-ATLANTIC 10)

Date	Opponent	W/L	Res.
Sept. 1	Marquette	W	3-2
Sept. 1	Montana State	L	0-3
Sept. 2	Texas-El Paso	L	2-3
SEPT. 6	LIBERTY	W	3-0
SEPT. 8	VIRGINIA	W	3-0
SEPT. 9	APPALACHIAN STATE	W	3-0
SEPT. 9	NORTHWESTERN	W	3-1
SEPT. 15	FORDHAM	W	3-0
SEPT. 15	LA SALLE	W	3-0
SEPT. 16	TEMPLE	W	3-0
SEPT. 19	GEORGE WASHINGTON	W	3-2
SEPT. 22	WILLIAM & MARY	L	1-3
SEPT. 23	RADFORD	W	3-0
SEPT. 23	WESTERN KENTUCKY	W	3-1
Sept. 29	Dayton	L	0-3
Sept. 30	Xavier	W	3-0
OCT. 6	MASSACHUSETTS	W	3-2
OCT. 7	RHODE ISLAND	L	0-3
Oct. 13	St. Bonaventure	W	3-1
Oct. 14	Duquesne	W	3-0
Oct. 20	George Washington	L	0-3
Oct. 21	American	W	3-1
Oct. 25	Virginia	L	0-3
OCT. 27	XAVIER	W	3-0
OCT. 28	DAYTON	L	1-3
Nov. 3	Rhode Island	L	1-3
Nov. 4	Massachusetts	L	2-3
NOV. 7	TENNESSEE	W	3-1
NOV. 10	DUQUESNE	W	3-0
NOV. 11	ST. BONAVENTURE	W	3-0
Nov. 17	Fordham	W	3-0
Nov. 18	La Salle	W	3-1

All-Time Scores

Nov. 18	Temple	L	0-3
Nov. 23	George Washington	L	0-3

1994

12-20, 2-4 (5TH-METRO)

Date	Opponent	W/L	Res.
Sept. 2	DePaul	L	2-3
Sept. 2	Maryland	L	1-3
Sept. 3	Texas A&M	W	3-2
Sept. 6	Liberty	W	1-3
Sept. 9	Washington State	L	0-3
Sept. 9	Colorado State	L	0-3
Sept. 10	New Orleans	W	3-0
SEPT. 16	WILLIAM & MARY	L	2-3
SEPT. 16	KANSAS	W	3-1
SEPT. 17	MICHIGAN	L	1-3
Sept. 22	Texas	L	0-3
Sept. 23	Kansas State	L	0-3
Sept. 24	Texas-Arlington	L	1-3
Sept. 28	East Tennessee State	W	3-0
Oct. 2	Radford	W	3-1
Oct. 4	Virginia Commonwealth	W	3-1
OCT. 6	JAMES MADISON	W	3-1
OCT. 7	RADFORD	W	3-1
OCT. 11	Virginia	L	0-3
OCT. 14	SOUTH FLORIDA	L	2-3
Oct. 19	UNC Charlotte	L	1-3
OCT. 25	VIRGINIA	W	3-0
Oct. 29	Ball State	L	0-3
Oct. 30	Louisville	L	1-3
NOV. 4	SOUTHERN MISS	W	3-1
NOV. 5	TULANE	L	1-3
Nov. 8	Tennessee	L	0-3
NOV. 11	GEORGE MASON	L	1-3
NOV. 12	ARKANSAS STATE	L	0-3
NOV. 12	PITTSBURGH	L	1-3
Nov. 18	UNC Charlotte	W	3-0
Nov. 19	Louisville	L	0-3

1993

17-18, 2-4 (T5TH-METRO)

Date	Opponent	W/L	Res.
SEPT. 1	LIBERTY	W	3-0
Sept. 3	Georgia	L	1-3
Sept. 4	Duke	L	0-3
Sept. 4	American	W	3-0
Sept. 8	Virginia	L	1-3

SEPT. 10	DAYTON	W	3-2
SEPT. 11	APPALACHIAN STATE	W	3-0
SEPT. 11	MONTANA STATE	W	3-2
Sept. 17	East Tennessee State	L	1-3
Sept. 18	South Carolina	W	2-3
Sept. 18	SE Missouri State	L	1-3
Sept. 19	UNC Asheville	W	3-0
Sept. 24	Kansas	L	1-3
Sept. 25	Syracuse	W	3-0
Sept. 25	Pittsburgh	L	1-3
Sept. 29	James Madison	W	3-0
OCT. 1	EVANSVILLE	W	3-0
OCT. 2	MARSHALL	W	3-0
OCT. 2	EAST TENNESSEE STATE	W	3-0
Oct. 8	Southern Mississippi	W	3-0
Oct. 9	Tulane	L	0-3
OCT. 12	VIRGINIA	W	3-0
OCT. 17	N.C. STATE	L	1-3
OCT. 19	UNC CHARLOTTE	L	2-3
Oct. 23	William & Mary	L	0-3
Oct. 24	Virginia Commonwealth	W	3-0
OCT. 29	LOUISVILLE	L	0-3
NOV. 2	TENNESSEE	L	0-3
Nov. 5	South Florida	L	0-3
Nov. 6	Central Florida	L	0-3
NOV. 9	JAMES MADISON	W	3-1
Nov. 12	William & Mary	W	3-1
Nov. 13	George Washington	L	0-3
Nov. 13	Hofstra	L	0-3
Nov. 19	UNC Charlotte	L	2-3

1992

26-11, 5-1 (T1ST-METRO)

Date	Opponent	W/L	Res.
Sept. 1	Virginia	W	3-0
Sept. 4	Miami (OH)	W	3-1
Sept. 5	William & Mary	L	0-3
Sept. 5	N.C. State	W	3-0
Sept. 9	James Madison	W	3-0
SEPT. 10	LIBERTY	W	3-0
Sept. 15	Appalachian State	W	3-2
Sept. 18	Wisconsin	L	0-3
Sept. 19	Colorado	L	0-3
Sept. 19	DePaul	L	0-3
SEPT. 22	DAVIDSON	W	3-0
SEPT. 23	EAST TENNESSEE STATE	W	3-1
Sept. 25	George Washington	W	3-2

Sept. 25	Maryland	L	0-3
Sept. 26	Cornell	W	3-2
OCT. 6	JAMES MADISON	W	3-1
OCT. 8	VIRGINIA	W	3-1
OCT. 9	MARSHALL	W	3-0
OCT. 11	VIRGINIA COMMONWEALTH	W	3-0
Oct. 14	Radford	W	3-0
Oct. 16	South Florida	W	3-2
Oct. 20	UNC Charlotte	W	3-1
Oct. 30	Western Kentucky	W	3-1
Oct. 31	Louisville	W	3-2
NOV. 3	RADFORD	W	3-0
NOV. 6	TULANE	L	2-3
NOV. 7	SOUTHERN MISS	W	3-2
Nov. 10	Liberty	W	3-2
Nov. 14	UAB	W	3-2
Nov. 14	Duke	L	0-3
Nov. 20	Virginia Commonwealth	W	3-0
Nov. 21	UNC Charlotte	W	3-1
Nov. 22	Louisville	L	1-3
Dec. 4	Fresno State	L	0-3
Dec. 4	Bowling Green	L	1-3
Dec. 5	Delaware	W	3-1
Dec. 5	Texas-Arlington	L	2-3

1991

28-12, 5-1 (2ND-METRO)

Date	Opponent	W/L	Res.
Aug. 30	Northwestern	L	0-3
Aug. 31	Iowa State	L	0-3
Aug. 31	DePaul	L	0-3
SEPT. 7	FURMAN	W	3-1
SEPT. 7	ST. AUGUSTINE'S	W	3-0
SEPT. 10	LIBERTY	W	3-0
Sept. 14	UT-Chattanooga	W	3-0
Sept. 14	Furman	W	3-2
Sept. 17	UNC Greensboro	W	3-0
Sept. 21	Duke	L	0-3
Sept. 21	George Mason	W	3-1
Sept. 21	Liberty	W	3-1
Sept. 22	Villanova	L	1-3
Sept. 22	Virginia	L	1-3
SEPT. 24	MARSHALL	W	3-1
SEPT. 25	JAMES MADISON	L	2-3
Sept. 27	Western Carolina	W	3-0
Sept. 27	Nicholls State	L	1-3
Sept. 28	East Carolina	W	3-1
Sept. 28	Coastal Carolina	W	3-0
Oct. 1	Liberty	W	3-1
OCT. 4	AKRON	W	3-1
OCT. 5	VIRGINIA	L	1-3
OCT. 8	RADFORD	W	3-0
Oct. 11	South Florida	W	3-0
Oct. 12	Virginia Commonwealth	W	3-0
Oct. 12	UNC Charlotte	W	3-2
OCT. 13	WISCONSIN-MILWAUKEE	W	3-0
OCT. 15	APPALACHIAN STATE	W	3-0
Oct. 22	East Tennessee State	W	3-0
OCT. 25	Louisville	L	0-3
Oct. 26	Southern Mississippi	W	3-1
Oct. 26	Tulane	W	3-2
NOV. 2	UNC ASHEVILLE	W	3-0
Nov. 5	Radford	W	3-1
Nov. 8	James Madison	W	3-0
Nov. 9	Towson State	L	1-3
Nov. 12	UNC Greensboro	W	3-0
NOV. 22	VIRGINIA COMMONWEALTH	W	3-0
NOV. 23	UNC CHARLOTTE	L	1-3

1990

16-18, 1-6 (7TH-METRO)

Date	Opponent	W/L	Res.
Sept. 1	Kent State	L	1-3
Sept. 1	Akron	L	0-3
Sept. 2	Cleveland State	W	3-0
Sept. 2	Toledo	L	1-3
SEPT. 4	LIBERTY	W	3-1
Sept. 11	Appalachian State	W	3-1
Sept. 14	George Washington	W	3-1
Sept. 15	Rice	L	0-3
Sept. 15	Wichita State	L	0-3
Sept. 16	Sam Houston State	L	0-3

SEPT. 18	RADFORD	W	3-0
Sept. 21	Virginia	L	2-3
Sept. 22	George Mason	W	3-0
Sept. 22	Hampton	W	3-0
SEPT. 25	JAMES MADISON	W	3-0
SEPT. 26	VIRGINIA	L	0-3
SEPT. 28	CINCINNATI	L	0-3
SEPT. 29	LOUISVILLE	L	0-3
Oct. 2	Radford	W	3-2
Oct. 5	Florida State	L	0-3
Oct. 6	South Florida	L	2-3
Oct. 13	South Carolina	L	1-3
Oct. 16	Liberty	L	0-3
OCT. 19	FURMAN	W	3-0
OCT. 20	CHARLES COUNTY CC	W	3-0
OCT. 20	HIGH POINT	W	3-0
OCT. 27	Tulane	L	0-3
Oct. 28	Southern Mississippi	W	3-2
NOV. 1	EAST TENNESSEE STATE	W	3-0
NOV. 3	MEMPHIS	L	0-3
Nov. 6	James Madison	L	0-3
Nov. 9	Georgia Tech	W	3-0
Nov. 10	Clemson	W	3-1
Nov. 16	Florida State	L	0-3

1989

24-15, 1-6 (7TH-METRO)

Date	Opponent	W/L	Res.
Sept. 1	Michigan	L	0-3
Sept. 2	Auburn	L	2-3
Sept. 2	West Virginia	W	3-1
SEPT. 5	LIBERTY	W	3-1
Sept. 8	Davidson	W	3-0
Sept. 8	UNC Greensboro	W	3-0
Sept. 9	Augusta	W	3-0
Sept. 9	Virginia Commonwealth	W	3-1
Sept. 9	Charleston	W	3-0
Sept. 11	Radford	W	3-0
SEPT. 13	CALIFORNIA-IRVINE	L	0-3
SEPT. 15	UNC ASHEVILLE	W	3-0
SEPT. 16	HAMPTON	W	3-0
SEPT. 16	VIRGINIA COMMONWEALTH	W	3-0
Sept. 19	James Madison	L	1-3
Sept. 22	James Madison	W	3-1
Sept. 23	William & Mary	L	0-3
SEPT. 23	George Mason	W	3-1
SEPT. 26	RADFORD	W	3-1
Sept. 29	Cincinnati	L	2-3
Sept. 30	Louisville	L	1-3
OCT. 3	APPALACHIAN STATE	W	3-0
OCT. 6	MEMPHIS	L	1-3
OCT. 10	JAMES MADISON	W	3-0
OCT. 13	SOUTHERN MISS	W	3-1
OCT. 14	TULANE	L	2-3
OCT. 14	AKRON	L	0-3
Oct. 16	East Tennessee State	W	3-0
OCT. 20	MARSHALL	W	3-0
OCT. 21	CHARLESTON SOUTHERN	W	3-0
OCT. 21	MARSHALL	W	3-0
Oct. 24	Liberty	W	3-1
OCT. 28	SOUTH CAROLINA	L	0-3
OCT. 29	COASTAL CAROLINA	W	3-0
OCT. 31	VIRGINIA	L	1-3
Nov. 4	Florida State	L	0-3
NOV. 7	UNC CHARLOTTE	W	3-0
NOV. 10	Virginia	L	0-3
Nov. 17	Memphis	L	1-3

1988

11-21, 1-5 (6TH-METRO)

Date	Opponent	W/L	Res.
Sept. 2	George Washington	L	2-3
Sept. 3	William & Mary	L	0-3
Sept. 3	San Diego	W	3-0
Sept. 3	Appalachian State	W	3-1
Sept. 10	Duke	L	0-3
SEPT. 13	LIBERTY	W	3-2
Sept. 16	Memphis	L	1-3
Sept. 17	New Mexico	L	0-3
Sept. 17	Wyoming	L	1-3
SEPT. 20	EAST TENNESSEE STATE	W	3-2

Continued on next page



The 1992 team posted a winning percentage of .700, the second-highest in the program's history.

All-Time Scores

Continued from previous page

Date	Opponent	W/L	Res.
Sept. 23	Liberty	L	1-3
Sept. 24	James Madison	L	0-3
Sept. 24	Virginia Commonwealth	W	3-1
SEPT. 27	JAMES MADISON	W	3-1
OCT. 2	FLORIDA STATE	L	0-3
Oct. 8	Southern Mississippi	W	3-1
Oct. 8	New Orleans	W	3-1
Oct. 11	Liberty	W	3-0
OCT. 14	CHARLES COUNTY CC	W	3-1
OCT. 15	HIGH POINT	L	1-3
OCT. 15	KING	W	3-0
Oct. 18	James Madison	L	1-3
Oct. 21	South Carolina	L	0-3
OCT. 22	Charleston Southern	L	1-3
OCT. 25	VIRGINIA	L	2-3
OCT. 29	Memphis	L	0-3
Oct. 30	Arkansas State	L	2-3
NOV. 4	CINCINNATI	L	0-3
NOV. 5	LOUISVILLE	L	1-3
Nov. 11	Georgetown	L	1-3
Nov. 12	Wright State	L	0-3
Nov. 18	South Carolina	L	0-3

1987

15-18, 1-5 (6TH-METRO)			
Date	Opponent	W/L	Res.
SEPT. 7	NORTH CAROLINA	L	0-3
Sept. 12	Duke	L	1-3
Sept. 15	Liberty	W	3-1
Sept. 18	UAB	W	3-1
Sept. 19	Eastern Michigan	L	0-3
Sept. 19	Tennessee	L	0-3
SEPT. 22	VIRGINIA	L	1-3
Sept. 26	Florida State	L	0-3
Sept. 27	Florida A&M	W	3-0
SEPT. 29	APPALACHIAN STATE	W	3-0
Oct. 2	Cincinnati	L	1-3
Oct. 3	Louisville	L	1-3
Oct. 6	East Tennessee State	L	2-3
OCT. 12	MEMPHIS	L	0-3
OCT. 13	JAMES MADISON	W	3-2
OCT. 16	CHARLES COUNTY CC	W	3-0
OCT. 17	ELON	W	3-0
OCT. 17	HIGH POINT	W	3-0
Oct. 20	Lynchburg	W	3-2
OCT. 23	SOUTHERN MISS	W	3-0
Oct. 24	Virginia Commonwealth	W	3-1
OCT. 28	UNC CHARLOTTE	W	3-2
OCT. 30	CHARLESTON SOUTHERN	W	3-2
OCT. 31	SOUTH CAROLINA	L	0-3
Nov. 3	James Madison	L	0-3
Nov. 6	George Mason	W	3-1
Nov. 7	Virginia	W	3-0
Nov. 7	James Madison	L	0-3
Nov. 13	South Florida	L	0-3
Nov. 13	Jacksonville	L	0-3
Nov. 14	Temple	L	0-3
Nov. 14	Jacksonville	L	2-3
Nov. 22	Memphis	L	0-3

1986

23-14, 3-3 (4TH-METRO)				
Date	Opponent	W/L	Res.	
Sept. 13	Duke	L	1-3	
SEPT. 16	LIBERTY	W	3-0	
Sept. 19	Western Carolina	W	3-2	
Sept. 20	N.C. State	L	1-3	
Sept. 20	North Carolina	L	0-3	
SEPT. 26	CINCINNATI	L	2-3	
SEPT. 27	LOUISVILLE	W	3-1	
SEPT. 30	EAST TENNESSEE STATE	W	3-1	
OCT. 1	JAMES MADISON	W	3-0	
OCT. 5	EAST CAROLINA	W	3-0	
OCT. 5	FLORIDA STATE	L	0-3	
OCT. 7	WAKE FOREST	W	3-1	
OCT. 8	APPALACHIAN STATE	W	3-1	
Oct. 11	South Carolina	L	0-3	
Oct. 14	Liberty	W	3-0	
OCT. 17	HIGH POINT	W	3-0	
OCT. 18	CHARLES COUNTY CC	W	3-2	
OCT. 18	ROANOKE	W	3-1	
OCT. 22	Wake Forest	W	3-0	
Oct. 24	Tulane	L	1-3	
Oct. 25	Southern Mississippi	W	3-1	
Oct. 25	South Alabama	W	3-1	
Oct. 28	Virginia	L	1-3	
Oct. 31	Oral Roberts	L	0-3	
Nov. 1	Memphis	W	3-2	
Nov. 2	Mississippi	L	0-3	
Nov. 5	Appalachian State	W	3-2	
NOV. 7	LIBERTY	W	3-0	
NOV. 7	VIRGINIA	W	3-1	
NOV. 8	AMERICAN	W	3-0	
NOV. 8	UNC WILMINGTON	W	3-0	
Nov. 12	James Madison	L	1-3	
Nov. 14	Illinois State	L	1-3	
Nov. 15	Illinois-Chicago	L	1-3	
Nov. 16	Valparaiso	W	3-1	
NOV. 21	LOUISVILLE	W	3-2	
NOV. 22	FLORIDA STATE	L	0-3	

1985

15-19, 0-6 (7TH-METRO)				
Date	Opponent	W/L	Res.	
SEPT. 14	DUKE	L	1-3	
SEPT. 17	APPALACHIAN STATE	W	3-2	
Sept. 20	Delaware	W	2-0	
Sept. 20	Virginia Commonwealth	L	0-2	
Sept. 20	Charles County CC	L	1-2	
Sept. 21	Howard	W	2-1	
Sept. 21	Mansfield	W	2-0	
Sept. 21	Delaware	W	2-0	
SEPT. 24	LIBERTY	W	3-1	
SEPT. 27	JAMES MADISON	W	3-0	
SEPT. 28	GEORGE MASON	W	3-0	
SEPT. 28	ST. AUGUSTINE'S	W	3-0	
OCT. 2	WAKE FOREST	W	3-0	
Oct. 5	Florida State	L	0-3	
Oct. 5	Mississippi	L	2-3	
Oct. 7	East Tennessee State	W	3-1	
OCT. 9	VIRGINIA	L	2-3	
Oct. 11	Cincinnati	L	0-3	

Oct. 12	Louisville	L	1-3
Oct. 16	James Madison	L	1-3
OCT. 19	SOUTH CAROLINA	L	1-3
OCT. 23	Wake Forest	W	3-1
OCT. 26	MEMPHIS	L	1-3
Oct. 29	Liberty	W	3-1
Nov. 1	Southern Mississippi	L	1-3
Nov. 3	East Carolina	L	2-3
Nov. 3	William & Mary	L	0-3
Nov. 5	Appalachian State	L	2-3
Nov. 8	Virginia	W	3-1
Nov. 9	Virginia Commonwealth	W	3-2
Nov. 9	West Virginia	L	0-3
Nov. 16	George Washington	L	0-3
Nov. 16	Georgetown	L	0-3
Nov. 23	South Carolina	L	1-3

1984

16-19, 2-5 (6TH-METRO)				
Date	Opponent	W/L	Res.	
SEPT. 18	LIBERTY	W	3-0	
Sept. 19	Appalachian State	L	0-3	
Sept. 21	George Mason	L	0-2	
Sept. 21	Virginia Commonwealth	L	0-2	
SEPT. 22	Charles County CC	W	2-0	
Sept. 22	Navy	W	2-0	
SEPT. 25	WAKE FOREST	W	3-1	
SEPT. 28	GEORGE MASON	L	1-3	
SEPT. 29	RADFORD	W	3-0	
SEPT. 29	WESTERN CAROLINA	W	3-1	
OCT. 2	EAST TENNESSEE STATE	W	3-0	
Oct. 3	James Madison	L	2-3	
OCT. 5	CINCINNATI	W	3-2	
OCT. 6	LOUISVILLE	L	0-3	
OCT. 8	UNC CHARLOTTE	W	3-0	
OCT. 9	JAMES MADISON	W	3-0	
Oct. 13	South Carolina	L	0-3	
Oct. 14	UNC Charlotte	L	2-3	
Oct. 17	Virginia	L	0-3	
Oct. 19	Tulane	L	0-3	
Oct. 20	Southern Mississippi	W	3-0	
Oct. 23	Wake Forest	W	3-0	
OCT. 26	FLORIDA STATE	L	0-3	
Oct. 27	North Carolina	L	0-3	
OCT. 28	Duke	L	1-3	
Oct. 30	Appalachian State	W	3-0	
Nov. 3	Memphis	L	2-3	
Nov. 3	Tulsa	L	1-3	
Nov. 3	Morehead State	L	1-3	
Nov. 6	Liberty	W	3-1	
Nov. 9	Princeton	L	0-3	
Nov. 9	Virginia	L	1-3	
Nov. 10	Youngstown State	W	3-0	
Nov. 10	West Virginia	W	3-2	
Nov. 16	Florida State	L	0-3	

1983

28-14, 1-6 (7TH-METRO)				
Date	Opponent	W/L	Res.	
Sept. 21	Appalachian State	L	0-3	
Sept. 24	George Mason	W	2-0	
Sept. 24	Virginia	W	2-0	
Sept. 24	Maryland-Baltimore	W	2-0	
Sept. 24	Howard	W	2-1	
Sept. 25	Virginia Commonwealth	W	2-0	
Sept. 25	Delaware	W	2-1	
Sept. 25	Mansfield	W	2-1	
SEPT. 27	LYNCHBURG	W	3-0	
SEPT. 30	MEMPHIS	L	0-3	
SEPT. 30	CINCINNATI	L	0-3	
SEPT. 30	FLORIDA STATE	L	1-3	
SEPT. 30	LOUISVILLE	L	1-3	
OCT. 4	VIRGINIA	W	3-1	
OCT. 8	LONGWOOD	W	2-0	
OCT. 8	WILLIAM & MARY	L	1-2	
OCT. 8	UNC CHARLOTTE	W	2-0	
OCT. 11	LIBERTY	W	3-0	
OCT. 12	EASTERN MENNONITE	W	2-1	
OCT. 12	LYNCHBURG	W	2-0	
Oct. 14	USC-Spartanburg	W	3-1	
Oct. 14	Wake Forest	W	3-0	
Oct. 15	UNC Asheville	W	3-0	
Oct. 21	Louisville	L	0-3	

Oct. 21	Rhode Island	L	1-3
Oct. 22	Morehead State	W	3-0
Oct. 22	George Washington	W	3-1
Oct. 25	East Tennessee State	W	3-2
Oct. 28	South Carolina	L	0-3
Oct. 28	Southern Mississippi	W	3-0
Oct. 29	Tulane	L	0-3
Nov. 1	Liberty	W	2-0
Nov. 1	Wake Forest	W	2-0
Nov. 3	UNC Charlotte	W	2-1
Nov. 3	Western Carolina	L	0-2
NOV. 9	APPALACHIAN STATE	W	3-0
Nov. 12	George Mason	W	2-0
Nov. 12	William & Mary	L	0-2
Nov. 12	Virginia	W	2-1
Nov. 12	James Madison	W	2-0
Nov. 12	William & Mary	L	2-3
Nov. 18	South Carolina	L	0-3

1982

36-20, 1-5 (T5TH-METRO)				
Date	Opponent	W/L	Res.	
Sept. 25	Catholic	W	2-0	
Sept. 25	Loyola MD	L	0-2	
Sept. 25	William & Mary	W	2-0	
Sept. 26	Liberty	W	2-0	
Sept. 26	Virginia	L	0-2	
Sept. 26	William & Mary	L	1-2	
SEPT. 28	WAKE FOREST	W	2-0	
SEPT. 28	LYNCHBURG	W	2-0	
Oct. 1	Winthrop	W	2-1	
Oct. 1	Western Carolina	W	2-1	
Oct. 1	Jacksonville	L	0-2	
Oct. 2	Clemson	L	0-2	
Oct. 2	North Carolina State	L	0-2	
OCT. 5	EAST TENNESSEE STATE	W	3-1	
Oct. 8	George Mason	W	2-1	
Oct. 8	Juniata	W	2-0	
Oct. 8	Duquesne	W	2-0	
Oct. 9	Lehigh	W	2-0	
Oct. 9	Villanova	W	2-0	
Oct. 9	Juniata	L	0-2	
OCT. 12	APPALACHIAN STATE	W	2-0	
OCT. 12	LIBERTY	W	2-1	
OCT. 13	UNC CHARLOTTE	W	2-0	
OCT. 13	UNC GREENSBORO	W	2-0	
OCT. 16	LYNCHBURG	W	2-0	
OCT. 16	RADFORD	W	2-1	
OCT. 16	MARSHALL	W	2-0	
OCT. 16	LYNCHBURG	W	2-0	
OCT. 16	RADFORD	W	2-1	
OCT. 19	Lenoir-Rhyne	W	2-1	
Oct. 19	Wake Forest	W	2-0	
Oct. 22	Louisville	L	0-2	
Oct. 22	Tennessee	L	0-2	
Oct. 23	Morehead State	L	1-2	
Oct. 23	Tulane	L	1-2	
Oct. 27	Virginia	W	3-0	
Oct. 29	Virginia Commonwealth	W	2-1	
Oct. 29	Kentucky State	W	2-1	
Oct. 29	Appalachian State	L	0-2	
Oct. 30	Marshall	W	2-1	
Oct. 30	Appalachian State	L	0-2	
Oct. 30	James Madison	W	2-0	
Nov. 3	Radford	L	1-2	
Nov. 4	Lynchburg	W	3-0	
Nov. 9	Liberty	W	3-1	
Nov. 13	William & Mary	W	2-1	
Nov. 13	Virginia Commonwealth	W	2-1	
Nov. 13	George Mason	W	2-1	
Nov. 13	James Madison	W	2-1	
Nov. 13	Appalachian State	L	2-3	
Nov. 21	Southern Mississippi	L	1-2	
Nov. 21	Memphis	L	1-2	
Nov. 22	Louisville	L	1-2	
Nov. 22	Tulane	W	2-1	
Nov. 23	Florida State	L	0-2	
Nov. 23	Cincinnati	L	0-2	



The 1982 club won a school-record 36 matches.

30 Virginia Tech Volleyball

All-Time Scores

1981			
33-16, 0-5 (6TH-METRO)			
Date	Opponent	W/L	Res.
Sept. 22	Concord	W	3-0
SEPT. 24	VIRGINIA COMMONWEALTH	W	2-0
Sept. 26	George Mason	W	2-0
Sept. 26	William & Mary	L	0-2
Sept. 26	Mary Washington	W	2-1
Sept. 27	James Madison	W	2-0
Sept. 27	Navy	W	2-1
Sept. 27	Catonsville	W	2-0
SEPT. 29	EAST TENNESSEE STATE	L	0-2
Oct. 2	Tennessee	L	0-2
Oct. 2	N.C. State	L	0-2
Oct. 2	South Carolina	L	0-2
Oct. 3	Charleston	W	2-0
Oct. 3	Morehead State	L	0-2
OCT. 6	WAKE FOREST	W	2-0
OCT. 6	LIBERTY	W	2-0
OCT. 7	VIRGINIA	W	3-2
Oct. 9	Marshall	W	3-0
Oct. 9	East Tennessee State	L	0-2
Oct. 9	Guilford	W	2-1
Oct. 10	Appalachian State	L	0-2
Oct. 10	UNC Asheville	W	2-1
Oct. 10	Guilford	W	3-2
OCT. 13	OLD DOMINION	W	2-0
OCT. 13	APPALACHIAN STATE	L	0-2
Oct. 15	UNC Greensboro	W	2-1
Oct. 15	Guilford	W	2-0
OCT. 16	GEORGE MASON	W	3-0
OCT. 20	RADFORD	W	3-0
OCT. 27	LONGWOOD	W	2-0
OCT. 27	CONCORD	W	2-0
Oct. 28	Lenoir-Rhyne	W	2-1
OCT. 28	APPALACHIAN STATE	L	0-2
Oct. 30	Toledo	W	2-0
Oct. 30	Rio Grande	W	2-0
Oct. 30	Kentucky State	W	2-1

Oct. 31	Virginia Commonwealth	L	1-2
Oct. 31	Marshall	W	2-0
Oct. 31	Kentucky State	W	2-0
Nov. 3	UNC Asheville	W	2-0
Nov. 3	Wake Forest	W	2-1
NOV. 7	WILLIAM & MARY	W	2-0
Nov. 9	Liberty	W	3-0
Nov. 13	Old Dominion	W	2-0
Nov. 19	Louisville	L	0-2
Nov. 19	Memphis	L	1-2
Nov. 20	St. Louis	L	0-2
Nov. 20	Tulane	L	1-2
Nov. 21	Cincinnati	L	1-2

1980			
22-22, 0-6 (7TH-METRO)			
Date	Opponent	W/L	Res.
SEPT. 23	MARY WASHINGTON	W	2-0
SEPT. 23	WAKE FOREST	L	0-2
Sept. 26	Tulane	L	1-2
Sept. 26	Florida State	L	1-2
Sept. 26	St. Louis	L	1-2
Sept. 27	Cincinnati	L	0-2
Sept. 27	Louisville	L	0-2
Sept. 27	Memphis	L	0-2
Oct. 1	Virginia	W	3-0
Oct. 3	UNC Asheville	W	2-0
Oct. 3	Appalachian State	L	1-2
Oct. 3	UNC Charlotte	L	0-2
Oct. 3	Tennessee Tech	W	2-1
Oct. 4	Milligan	W	2-0
Oct. 4	Appalachian State	W	2-1
Oct. 4	East Tennessee State	W	2-1
Oct. 7	Appalachian State	W	2-1
OCT. 9	MARSHALL	L	1-2
OCT. 14	APPALACHIAN STATE	W	2-0
Oct. 16	North Carolina	L	0-3
Oct. 17	Virginia Commonwealth	W	2-0
Oct. 17	UNC Charlotte	L	1-2

Oct. 17	High Point	L	1-2
Oct. 18	Virginia	W	2-0
Oct. 18	East Carolina	L	0-2
Oct. 18	Wake Forest	L	1-2
OCT. 20	LIBERTY	W	3-0
Oct. 21	Marshall	W	2-1
Oct. 21	Concord	W	2-0
Oct. 23	Virginia Commonwealth	W	2-0
Oct. 23	N.C. State	L	0-2
OCT. 24	UNC GREENSBORO	W	2-1
OCT. 24	CHRISTOPHER NEWPORT	W	2-0
Oct. 25	Radford	L	1-3
OCT. 28	CONCORD	W	3-0
Nov. 1	George Mason	L	2-3
Nov. 4	Wake Forest	W	2-0
Nov. 4	Guilford	W	2-0
Nov. 10	Liberty	W	3-1
NOV. 12	VIRGINIA	W	3-0
Nov. 21	Clemson	L	1-2
Nov. 21	Kentucky	L	0-2
Nov. 22	Tennessee	L	0-2
Nov. 22	Northern Kentucky	L	0-2

1979			
12-21-1			
Date	Opponent	W/L	Res.
Sept. 21	George Washington	L	0-2
Sept. 21	Yale	L	0-2
Sept. 21	New York Tech	W	2-1
Sept. 22	West Virginia	L	0-2
Sept. 22	Colgate	L	0-2
Oct. 3	UNC Greensboro	L	0-2
Oct. 3	N.C. State	L	0-2
Oct. 5	Tennessee Tech	L	0-2
Oct. 5	Appalachian State	T	1-1
Oct. 5	UT-Chattanooga	W	2-0
Oct. 5	Marshall	L	0-2
Oct. 6	Western Carolina	W	2-0
Oct. 6	Appalachian State	L	0-2

Oct. 6	Middle Tennessee State	L	1-2
OCT. 9	VIRGINIA	W	3-0
OCT. 9	RADFORD	W	2-0
Oct. 10	East Tennessee State	L	0-3
Oct. 13	Morehead State	L	0-2
Oct. 13	Kentucky State	W	2-1
Oct. 13	Dayton	L	0-2
OCT. 17	APPALACHIAN STATE	L	1-3
Oct. 20	Tennessee	L	0-3
Oct. 20	Duke	L	0-3
Oct. 22	Appalachian State	L	1-2
Oct. 22	High Point	W	2-1
OCT. 22	LIBERTY	W	3-2
OCT. 30	CONCORD	L	2-3
Oct. 31	James Madison	L	0-2
NOV. 3	VIRGINIA	W	2-0
NOV. 3	GUILFORD	W	2-1
NOV. 3	GEORGE MASON	L	0-2
Nov. 6	North Carolina	L	0-2
Nov. 6	Wake Forest	W	2-0
Nov. 10	Virginia	W	3-0

1978			
8-12-2			
Date	Opponent	W/L	Res.
Oct. 6	Furman	W	2-0
Oct. 6	Marshall	L	0-2
Oct. 6	Western Carolina	L	0-2
Oct. 7	Carson Newman	L	0-2
Oct. 7	Georgia Tech	L	1-2
OCT. 10	BLUEFIELD	W	2-0
OCT. 10	VIRGINIA INTERMONT	W	2-1
OCT. 10	EMORY & HENRY	W	2-0
OCT. 11	JAMES MADISON	W	2-1
OCT. 11	GEORGE WASHINGTON	L	0-2
Oct. 18	Wake Forest	L	1-3
OCT. 26	RADFORD	L	0-2
Oct. 27	Louisburg	L	0-2
Oct. 27	Peace	W	2-0
Oct. 27	East Carolina	L	0-2
Oct. 28	Concord	T	1-1
Oct. 28	Longwood	T	1-1
Nov. 4	Radford	W	3-2
Nov. 4	Virginia Commonwealth	L	1-2
Nov. 10	Radford	W	2-1
Nov. 11	James Madison	L	0-2
Nov. 12	Virginia Commonwealth	L	0-2

1977			
15-14			
Date	Opponent	W/L	Res.
Sept. 29	Ferrum	W	3-0
Oct. 1	James Madison	L	1-2
Oct. 1	Longwood	W	2-0
Oct. 1	George Washington	L	2-1
OCT. 8	VIRGINIA COMMONWEALTH	L	0-2
OCT. 8	EAST TENNESSEE STATE	W	2-1
OCT. 8	CINCINNATI	L	0-2
OCT. 9	VIRGINIA INTERMONT	W	2-0
OCT. 9	HOLLINS	W	2-1
OCT. 9	MARSHALL	W	2-1
Oct. 14	East Tennessee State	W	2-0
Oct. 14	Kentucky	L	0-2
Oct. 14	Western Carolina	W	2-1
Oct. 15	Virginia Commonwealth	L	1-3
Oct. 15	Wake Forest	W	2-0
Oct. 15	Morehead State	L	0-2
Oct. 21	Tennessee-Martin	W	2-1
Oct. 21	Alabama	L	0-2
Oct. 22	Tennessee	L	0-2
Oct. 29	Radford	W	2-0
Oct. 29	Marshall	L	0-2
Nov. 1	Eastern Mennonite	L	1-2
Nov. 1	Mary Washington	W	2-1
NOV. 8	ROANOKE	W	2-0
NOV. 8	EMORY & HENRY	L	1-2
NOV. 8	BLUEFIELD	W	2-0
Nov. 11	Virginia Commonwealth	L	0-2
Nov. 12	James Madison	L	1-2
Nov. 12	Radford	W	2-0

INDIVIDUAL HONORS

All-Conference

2002:	Cheryl Stinson (BIG EAST-1st)
	Ana Lang (BIG EAST-2nd)
2001:	Cheryl Stinson (BIG EAST-2nd)
	Annie Spicer (BIG EAST-Hon. Mention)
2000:	Ana Lang (Independent Conference P.O.Y.)
	Kelli O'Dell (Independent Conference)
	Cheryl Stinson (Independent Conference)
1998:	Britton Julian (Atlantic 10)
	Corrie Bundy (Atlantic 10)
1997:	Corrie Bundy (Atlantic 10)
1996:	Meredith Braine (1st Team, Atlantic 10)
1995:	Jennifer Arbuckle (2nd Team, Atlantic 10)
	Jennifer Schmidt (2nd Team, Atlantic 10)
1994:	Jennifer Schmidt (2nd Team, Metro)
1993:	Heather Berglund (2nd Team, Metro)
1992:	Heather Berglund (2nd Team, Metro)
	Kelly Chambliss (2nd Team, Metro)
	Lisa Pikalek (1st Team, Metro)
	Jennifer Schmidt (Metro Rookie of the Year)
1991:	Heather Berglund (Metro)
	Kelli Craven (Metro)
	Lisa Pikalek (Metro)
1990:	Lisa Pikalek (Metro)
1989:	Lisa Pikalek (Metro)
	Elizabeth Willson (Metro)
1988:	Elizabeth Willson (Metro)
1987:	Julie Neely (Metro)
1986:	Sonya Adams (Metro)
	Julie Neely (Metro)

All-Tournament

1998:	Kerry Majewski (Atlantic 10)
1997:	Rachel Julian (Atlantic 10)
1995:	Jennifer Schmidt (Atlantic 10)
1992:	Lisa Pikalek (Metro)
	Jennifer Schmidt (Metro)
1991:	Jenni McFadden (Metro)
1986:	Julie Neely (Metro)

Academic Awards

All-American	
1992:	Lisa Pikalek (1st Team)
1991:	Lisa Pikalek (2nd Team)
1987:	Julie Neely (3rd Team)
All-District/Region	
2001:	Holly Disser
1998:	Meredith Braine
1996:	Laura Hanner
1992:	Lisa Pikalek
1991:	Lisa Pikalek
1990:	Lisa Pikalek
1987:	Julie Neely
1982:	Ginny Lessman

All-Conference

1998:	Meredith Braine (Atlantic 10)
1995:	Jennifer Arbuckle (Atlantic 10)
1994:	Jennifer Arbuckle (Metro)
	Laura Hanner (Metro)
	Jenni McFadden (Metro)
	Lynelle Slade (Metro)
	Amanda Yelsh (Metro)
1993:	Jenni McFadden (Metro)
	Amanda Yelsh (Metro)
1992:	Kelly Chambliss (Metro)
	Jenni McFadden (Metro)
	Lisa Pikalek (Metro)
	Amanda Yelsh (Metro)
1991:	Michelle Ames (Metro)
	Kelly Chambliss (Metro)
	Jenni McFadden (Metro)
	Lisa Pikalek (Metro)
	Amanda Yelsh (Metro)
1990:	Kelly Chambliss (Metro)
	Lisa Pikalek (Metro)
1989:	Kelly Chambliss (Metro)
	Lisa Pikalek (Metro)
1982:	Ginny Lessman (Metro)

Tech Hall of Fame

1995:	Ginny Lessman (1980-83)
-------	-------------------------

Series Records

2003 opponents in CAPS

Opponent	Overall	Home	First	Last	Strk
AKRON	1-4	1-2	89	02	L2
Alabama	0-1	0-0	77	77	L1
Alabama-Birmingham	2-0	0-0	87	92	W2
Air Force	0-1	0-0	00	00	L1
American	4-0	1-0	86	96	W4
Appalachian State	20-13-1	12-2	79	02	W13
Arkansas State	0-2	0-1	88	94	L2
Arizona State	0-1	0-0	99	99	L1
Auburn	1-1	0-0	89	02	W1
Augusta	1-0	0-0	89	89	W1
Ball State	0-1	0-0	94	94	L1
Bluefield	2-0	2-0	77	78	W2
BOSTON COLLEGE	2-0	1-0	01	02	W2
Bowling Green	0-1	0-0	92	92	L1
Bradley	0-1	0-0	00	00	L1
California-Irvine	0-1	0-1	89	89	L1
Cal-Santa Barbara	0-1	0-0	99	99	L1
CAMPBELL	0-0	0-0	03	03	--
Carson-Newman	0-1	0-0	78	78	L1
Catholic	1-0	0-0	82	82	W1
Catonsville	1-0	0-0	81	81	W1
Central Florida	0-1	0-0	93	93	L1
Charles County CC	5-1	4-0	84	90	W4
Charleston (SC)	2-0	0-0	81	89	W2
Charleston Southern	2-1	2-0	87	89	W1
CHARLOTTE	12-7	6-2	80	02	W3
Christopher Newport	1-0	1-0	80	80	W1
Cincinnati	1-11	1-5	77	90	L6
Clemson	1-4	0-0	80	02	L2
CLEVELAND STATE	1-0	0-0	90	90	W1
Coastal Carolina	2-1	1-0	89	02	L1
Colgate	0-1	0-0	79	79	L1
Colorado	0-1	0-0	92	92	L1
Colorado State	0-2	0-0	94	96	L2
Concord	4-1-1	2-1	78	81	W4
CONNECTICUT	0-3	0-2	97	02	L3
Cornell	1-0	0-0	92	92	W1
Davidson	2-0	1-0	89	92	W2
DAYTON	2-11	1-5	79	99	L2
Delaware	4-0	0-0	83	92	W4
DePaul	0-3	0-1	91	94	L3
Duke	0-10	0-1	79	00	L10
Duquesne	6-5	2-3	82	99	L2
East Carolina	4-4	3-0	78	01	W1
EAST TENNESSEE STATE	16-5	10-1	77	00	W3
Eastern Mennonite	1-1	0-0	77	83	W1
Eastern Michigan	0-1	0-0	87	87	L1
Elon	1-0	1-0	87	87	W1
Emory & Henry	1-1	1-1	77	78	W1
Evansville	1-1	1-0	93	01	L1
Ferrum	1-0	0-0	77	77	W1
Florida	0-2	0-0	97	01	L2
Florida A&M	1-0	0-0	87	87	W1
Florida State	0-13	0-5	80	90	L13
Fordham	10-0	5-0	95	99	W10
Fresno State	0-1	0-0	92	92	L1
Furman	4-0	2-0	78	91	W4
Gardner-Webb	1-0	0-0	01	01	W1
GEORGETOWN	0-5	0-1	85	02	L5
George Mason	11-7	2-4	79	01	L3
George Washington	9-11	5-1	77	99	L1
Georgia	0-2	0-1	93	02	L2
Georgia Tech	1-2	0-0	78	99	L1
Guilford	5-0	1-0	79	81	W5
Hampton	2-0	1-0	89	90	W2
High Point	4-2	3-1	79	90	W1
Hofstra	0-1	0-0	93	93	L1
Hollins	1-0	1-0	77	77	W1
Howard	3-0	0-0	83	00	W3

Opponent	Overall	Home	First	Last	Strk
Illinois-Chicago	0-1	0-0	86	86	L1
Illinois State	0-1	0-0	86	86	L1
Iowa State	0-1	0-0	91	91	L1
Jacksonville	0-3	0-0	82	87	L3
James Madison	24-16	14-3	77	02	W3
Juniata	1-1	0-0	82	82	L1
Kansas	1-2	1-0	77	97	L1
Kansas State	0-2	0-0	94	00	L2
Kent State	0-1	0-0	90	90	L1
Kentucky	0-3	0-0	77	99	L3
Kentucky State	4-0	0-0	79	82	W4
King	1-0	1-0	88	88	W1
La Salle	9-1	5-0	95	99	L1
Lehigh	1-0	0-0	82	82	W1
Lenoir-Rhyne	2-0	0-0	81	82	W2
LIBERTY	33-5	19-1	79	02	W1
Longwood	3-0-1	3-0	77	83	W2
Louisburg	0-1	0-0	78	78	L1
Louisville	3-17	2-5	80	94	L4
Loyola (MD)	0-1	0-0	82	82	L1
Lynchburg	7-0	4-0	82	87	W7
Mansfield	2-0	0-0	83	85	W2
Marquette	1-0	0-0	95	95	W1
Marshall	12-4	8-1	77	00	W11
Mary Washington	3-0	2-0	77	81	W3
Maryland-Baltimore	1-1	1-0	83	01	W1
MARYLAND-COLLEGE PARK	0-2	0-1	92	94	L2
Massachusetts	6-4	4-1	95	98	L1
Memphis	1-13	0-5	80	90	L7
MIAMI UNIVERSITY	1-0	0-0	92	92	W1
MIAMI (FL)	1-1	1-0	02	02	L1
Michigan	0-2	0-1	89	94	L2
Middle Tennessee State	0-1	0-0	79	79	L1
Milligan	1-0	0-0	80	80	W1
Mississippi	0-2	0-0	85	86	L2
Montana State	1-1	1-0	93	95	L1
Morehead State	2-5	0-0	77	96	W1
Navy	2-0	0-0	81	84	W2
New Mexico	0-1	0-0	88	88	L1
New Orleans	2-0	0-0	88	94	W2
New York Tech	1-0	0-0	79	79	W1
Nicholls State	0-1	0-0	91	91	L1
North Carolina	0-7	0-2	79	97	L7
NORTH CAROLINA STATE	2-7	1-1	79	00	L1
NORTHERN ILLINOIS	0-1	0-1	99	99	L1
Northern Kentucky	0-1	0-0	80	80	L1
Northwestern	1-2	1-0	91	97	L1
NOTRE DAME	1-1	1-1	01	02	W1
Oakland	1-0	0-0	02	02	W1
Ohio University	0-1	0-0	02	02	L1
Old Dominion	2-0	1-0	81	81	W2
Oral Roberts	0-1	0-0	86	86	L1
Peace	1-0	0-0	78	78	W1
PITTSBURGH	1-3	1-1	93	02	L1
Princeton	0-1	0-0	84	84	L1
Providence	2-0	1-0	01	02	W2
RADFORD	25-6	14-2	77	02	W1
Rhode Island	3-8	2-3	83	99	L1
Rice	0-1	0-0	90	90	L1
Rio Grande	1-0	0-0	81	81	W1
Roanoke	2-0	2-0	77	86	W2
Robert Morris	1-0	0-0	02	02	W1
RUTGERS	1-2	1-0	00	02	W1
St. Augustine's	2-0	2-0	85	91	W2
St. Bonaventure	8-0	4-0	95	98	W8
ST. JOHN'S	1-1	1-0	01	02	W1
St. Louis	0-2	0-0	80	81	L2
St. Peter's	0-1	0-0	00	00	L1
Sam Houston	0-1	0-0	90	90	L1
San Diego	1-0	0-0	88	88	W1
SETON HALL	1-2	1-0	00	02	W1
South Alabama	1-0	0-0	86	86	W1



Sarah Rogers goes up for a kill against Seton Hall. Tech won last year's match, but trails the series 1-2.

Opponent	Overall	Home	First	Last	Strk
South Carolina	1-13	0-3	83	99	L1
South Carolina-Spartanburg	1-0	0-0	83	83	W1
South Florida	2-4	1-1	87	94	L2
Southeast Missouri State	0-1	0-0	93	93	L1
Southern Mississippi	11-2	4-1	82	94	W9
Southwest Texas	0-2	0-0	98	00	L2
SYRACUSE	2-1	1-0	93	02	W1
Temple	4-9	3-2	87	99	L1
Tennessee	1-12	1-3	77	02	L4
Tennessee-Chattanooga	2-0	0-0	79	91	W2
Tennessee-Martin	1-0	0-0	77	77	W1
Tennessee Tech	1-1	0-0	79	80	W1
Texas	0-1	0-0	94	94	L1
Texas-Arlington	0-2	0-0	92	94	L2
Texas A&M	1-0	1-0	94	94	W1
Texas Christian	1-0	0-0	02	02	W1
Texas-El Paso	0-1	0-0	95	95	L1
Toledo	1-1	0-0	81	90	L1
Towson State	0-1	0-0	91	91	L1
Tulane	2-11	0-3	80	94	L3
Tulsa	0-1	0-0	84	84	L1
UNC Asheville	7-0	2-0	80	93	W7
UNC Greensboro	6-1	3-0	79	91	W6
UNC Wilmington	1-0	1-0	86	86	W1
Valparaiso	1-1	0-0	86	96	L1
VILLANOVA	4-1	1-0	82	02	W3
VIRGINIA	20-21	11-9	79	02	W1
Virginia Commonwealth	18-8	4-0	77	00	W13
Virginia Intermont	2-0	2-0	77	78	W2
Wake Forest	16-4	6-1	77	02	L1
Washington State	0-1	0-0	94	94	L1
Western Carolina	6-3	1-0	77	01	W1
Western Kentucky	2-0	1-0	92	95	W2
WEST VIRGINIA	4-2	1-0	79	02	W3
Wichita State	0-1	0-0	90	90	L1
William & Mary	5-14	1-3	81	00	L1
Winthrop	1-0	0-0	82	82	W1
Wisconsin-Madison	0-1	0-0	92	92	L1
Wisconsin-Milwaukee	1-0	1-0	91	91	W1
Wright State	1-1	0-0	88	96	W2
Wyoming	0-1	0-0	88	88	L1
Xavier	5-5	4-1	95	99	W1
Yale	0-1	0-0	79	79	L1
Youngstown State	1-0	0-0	84	84	W1

Administration



Charles Steger
University President



Jim Weaver
Director of Athletics



Sharon McCloskey
Senior Associate
Director of Athletics



David Chambers
Senior Associate
Director of Athletics
for External Affairs



Tom Gabbard
Associate Director
of Athletics for
Internal Affairs



Jon Jaudon
Associate Director
of Athletics for
Administration



John Ballein
Associate Director
of Athletics for
Football Operations



Tim East
Assistant Director of
Athletics for Marketing
and Promotions



Tim Parker
Assistant Director
of Athletics for
Compliance



Mike Gentry
Assistant Director
of Athletics for
Athletic Performance



Randy Butt
Associate Director
of Athletics for
Financial Affairs



Sandy Smith
Associate Director
of Athletics for
Ticketing Services

Athletic Training

The Virginia Tech Sports Medicine Department is an ever-changing and developing unit that strives to provide the most current and comprehensive care to all student-athletes.

The department, under the leadership of Gunnar Brolinson, D.O., Delmas Bolin, M.D., and Mike Goforth, director of athletic training, is constantly evolving to incorporate new ideas and state-of-the-art resources for the betterment of student-athletes.

A professional staff — including primary care physicians who are Board certified in family medicine and sports medicine, orthopaedic surgeons, certified athletic trainers, physical therapists, chiropractors, massage therapists, sports psychologists, nutritionists and orthotists — is available to manage the health care of Tech's student-athletes.

As part of the evolution, Tech recently completed its first full year in the new 4,300-square-foot Eddie Ferrell Memorial Training Room. This area consolidated the training rooms that existed in the Merryman

Center and Cassell Coliseum. The new facility gives the training staff a centralized area to care for Tech's student-athletes.

The new room, which nearly doubles the size of the former Merryman Center facility, also allows the staff to utilize that room for physical therapy, chiropractic care and massage therapy.

With its completion, Virginia Tech now has more than 10,000 square feet dedicated to sports medicine, placing Tech in the top five percent nationally.

In addition, the \$10 million Merryman Center, a state-of-the-art facility which includes 2,400 square feet of medical space, supplements the training room.

This treatment room has numerous treatment modalities, including portable X-ray, electric stimulation, ultrasound, hot and cold packs and a lumbar/cervical traction unit. It also has offices for the staff, dozens of training tables, two cold tubs, whirlpools, an underwater treadmill, a Biodex System 3 and various other pieces of rehabilitation equipment.

The training, medical and strength and conditioning staffs each have a role in bringing the athlete back quickly and ready to play. After an injury, an athlete will go through rehabilitation and physical therapy. Athletes are then moved to weight training, as they become able. The strength and conditioning staff uses specific programs for each injury in an effort to get the athlete back quickly.

The range of benefits athletes have access to include custom orthotics, custom mouth guards, specialized DonJoy prophylactic bracing and many other options to help prevent or protect them from injuries.

A vital part of student-athletes services is the access to the Schiffert Student Health Center in McComas Hall. A health center and counseling services are available on one side of

McComas Hall, while recreation sports and fitness programs are available on the other. The center also has a fully operational diagnostic laboratory, X-ray facilities and eight full-time physicians.

If physical therapy is needed, student-athletes can be seen by therapist Mark Piechoski in the Ferrell Training Room. In addition, staff sport psychologist Gary Bennett is available to all student-athletes for personal and performance issues. Virginia Tech also enjoys the services of Dr. Greg Tilley, team chiropractor.

Team orthopaedic surgeons Dr. Marc Siegel, Dr. Scott Urch and Dr. Joe Prudhomme bring a wealth of experience and skills to assist when athletes need orthopaedic surgery.

Tech also maintains a special relationship with Montgomery Regional Hospital, the choice for state-of-the-art equipment to perform surgeries, diagnostic imaging and processing of laboratory requests.

Megan Rittler begins her second year with the Hokie volleyball team.



Megan Rittler

Student Athlete Academic Support Services

The success of Virginia Tech's volleyball program rests largely on the academic progress of each student-athlete. The academic performance of Tech student-athletes has improved each year due in part to the Student Athlete Academic Support Services (SAASS).

The Virginia Tech graduation rate for student-athletes has risen significantly in recent years and reached 70 percent in 2003 as compared to the national average of 60 percent.

The 70 percent student-athlete graduation rate marks the second straight year and five in the last 10 years that Tech has reached that level.

In addition to posting impressive graduation figures, Virginia Tech's student-athletes continue to excel in the classroom. Last spring, the Athletic Director's Honors Breakfast paid tribute to a record 371 student-athletes, student trainers, student managers, cheerleaders and HighTechs who posted 3.0 or greater GPA's in the 2002 calendar year.

Student-athletes are the most visible student component of a university. They entertain thousands of fans, students and alumni. Their athletic ability and achievement is the primary focus for national media attention. Athletic events bring back not only faithful alumni, but are a welcome mat for potential new students.

Student-athletes devote many hours to practice, conditioning and training that are not required of all students. Due to their time commitment and their high visibility, it is an obligation and in the best interest of the university to supply these students with



Chris Helms

services which will allow them to maximize their academic potential.

SAASS commits to providing fundamental and supplemental

programming, consistent with University and NCAA policy, aimed at enhancing each student athlete's educational experience leading to graduation.

The expectations of the Virginia Tech community are that each student-athlete achieves their maximum academic



Drew Scales

and athletic potential. With the proper assistance, facilities and encouragement, these potentials can become a reality.

SAASS provides programming for student-athletes from their freshman year through graduation. This includes a comprehensive orientation to Tech, study hall, mentoring, tutoring, academic monitoring, academic recognition and eligibility education.

Additionally, student-athletes are referred to and encouraged to take advantage of other

campus agencies charged with helping students in their academic pursuits.

Academic facilities for student-athletes include the Monogram Room, a large room used as a study hall area, adjacent to the SAASS office in Cassell Coliseum.

The HEAT (Hokies Engaging in Advanced Technology) Lab and its satellite sites house over 40 computers in Cassell Coliseum.

Laptop computers are also available for Tech athletes to use when travelling to away contests. The athletic department also provides areas for private, quiet study for the athletes' convenience.

Chris Helms, in his fifth year at Tech, is the director and is responsible for the development and leadership of the office.

Assisting him are associate directors Lois Berg and Colin Howlett, Katie Ammons, Renia Edwards, Drew Scales and Terrie Repass.

Scales, who is in his second year at Virginia Tech, works with the Hokie volleyball team.

Office of Student Life

The Office of Student Life at Virginia Tech helps in providing assistance to student-athletes in a number of areas.



Megan Armbruster

This office, which is run by Megan Armbruster, director of student life, and coordinators Kevin Walker and Amy Turley, is dedicated to enhancing the quality of the student-athlete experience through the many programs that it implements.

One program that the office sponsors is the HiTOPS CHAMPS/Life Skills Program (Hokies Turning Opportunities Into Personal Success), which provides a well-rounded program for student-athletes to develop the individual skills necessary to

lead successful and productive lives after graduation.

The goal of this program is to enhance five areas of commitment that are vital to personal growth of student-athletes.

Those areas are service, academic excellence, career development, athletic excellence and personal development.

Hokies With Heart

Hokies With Heart is a program developed by the Office of Student Life, which promotes the involvement of Virginia Tech's student-athletes in community service activities.

In the past year, Tech athletes participated in nearly 40 community service projects. This program has a major local impact because the different service projects help to build a positive relationship between student-athletes and the community.

The Virginia Tech volleyball program takes great pride in the many projects to which it contributes, including the Hokie Readers program, the Special Olympics, hospital visits and a canned food drive.

VT-SAAC

The Virginia Tech Student Athlete Advisory Committee (VT-SAAC) promotes effective communication between athletics administration and student-athletes to better serve their needs.

The program is completely run by student-athletes and each team has two representatives. Last year, the representatives from the volleyball team were Jamie Meyer and Annie Spicer.

VT-SAAC participates in a community service activity called Winning Choices. This program sends athletes to local elementary, middle and high

schools to talk about the importance of citizenship, work ethic, and working with others.

Outstanding Student-Athletes

Each month, the Office of Student Life awards recognition to a student-athlete for participation in community service projects and dedication to the Hokies With Heart program. The student-athletes of the month are chosen based on their willingness to be involved with the community.

Armbruster is in her first year as the director of student life for Virginia Tech. As director, she will oversee the day-to-day operation of the office of student life, as well as direct the HiTOPS CHAMPS/Life Skills Program.

She earned her bachelor's degree in community health education in 1998 and received her master's in educational administration in 2001, both from Nebraska.

Athletic Performance

Thanks to the direction of Assistant Athletics Director for Athletic Performance Mike Gentry, the Virginia Tech strength and conditioning program is among the best in the nation.

The volleyball team trains in the beautiful 17,000-square foot training center on the first level of the Merryman Athletic Center.

The weight room facility features new free-weight equipment, a full line of Hammer Strength equipment, 12 platforms and a 6,000-square foot state-of-the-art speed and agility room.

Tech also has the use of a 10-by-40-yard sand pit located outdoors and adjacent to the weight room. This pit is used for resistive running drills to improve speed.

Tech volleyball players used to train in the Jim "Bulldog" Haren Weight Room. Located in Jamerson Athletic Center, the 5,000-square foot weight room was officially dedicated in September 1985 to Haren, a former Hokie football player and long-time supporter of the Virginia Tech Athletic Department.

With the two facilities, the Hokies have over 22,000-square feet of strength and conditioning training space.

Gentry is in his 16th season as the Hokies' director of strength and conditioning.

As assistant athletics director for athletic performance, his duties include overseeing the strength and conditioning training of athletes in all 21 varsity sports at Virginia Tech.

A native of Durham, N.C., he received his bachelor's degree in physical education

from Western Carolina University in 1979 and received his master's from the University of North Carolina at Chapel Hill in 1981. He received his doctorate in curriculum and instruction, with an emphasis in motor behavior, from Tech in 1999.

Gentry worked as an assistant strength coach at UNC and as the head strength coach at East Carolina University prior to coming to Virginia Tech in 1987.

In 1995 and 1996, Gentry was recognized by the National Strength and Conditioning Association as a finalist for the National Strength and Conditioning Professional of the Year.

Gentry has a son, Roy Christopher, who is 12.

Assisting Gentry in the weight room this year are three full-time assistant strength and conditioning coaches: Jay Johnson, assistant director of strength and conditioning, Terry Mitchell, strength and conditioning coordinator of men's Olympic sports and Emily Chones, strength and conditioning coordinator for women's Olympic sports. Gentry will also have the services of four graduate assistants — Erin O'Neil, Lisa Guarneri, Gabe Teeple and Ken Oxendine.

Sports Nutrition

In July 2000, the Virginia Tech Athletics Department added another program to better

serve the needs of student-athletes — sports nutrition. Amy Freel serves as the Director of Sports Nutrition at Virginia Tech.

Freel graduated from Ball State University with her bachelor's degree in dietetics in 1996 and received her master's in dietetics from Ball State in 1998.

Freel works one-on-one with student-athletes to provide them with information that they need on their diet. She also provides individual players with diet counseling on issues such as gaining lean muscle mass, losing body fat, and how to eat to improve performance.

The sports nutritionist works with the "Training Edge," a dining option for health-conscious students and athletes, to design menus for training tables and daily menu selections.

Also in July 2002, the Virginia Tech Athletics Department purchased the BOD POD body composition system. Tech is one of a handful of college athletic departments using this type of cutting edge technology.

Sports Psychology

A service offered to Virginia Tech student-athletes since August 2000, is sport psychology. The sport psychology staff includes Dr. Gary Bennett, who coordinates psychological services for student-athletes, and Dr. Robert Miller, director of the Cook Counseling Center.

The psychologists meet with student-athletes on an individual basis for personal counseling and to discuss the mental aspects of the game.

As a team, the sport psychologists work on team building, communication and performance enhancement.

The psychologists also offer an injury group to afford injured athletes the opportunity to meet with other injured athletes and talk about their recovery process.

Injured athletes may also meet individually with the sport psychologists if they do not feel comfortable in the group or cannot make the sessions. On average, the psychologists conduct 20 individual sessions per week.

The response to the sport psychology program has been very positive. The student-athletes are very receptive to the services offered by the doctors. The sport psychology office reaches out to athletes who may not have considered going to the counseling service that is offered to all students at Virginia Tech.



Jay Johnson



The Virginia Tech volleyball team is one of the teams that trains in the Merryman Center weight room. The facility, which is used by the Tech football team, is one of the finest around.

The BIG EAST Conference

As The BIG EAST Conference celebrates its 25th anniversary in 2003-04, it takes pride in its long list of accomplishments. Providing opportunities to excel amongst the nation's best, both athletically and academically, has always been its mission.

Since opening its doors in 1979, the league has won 22 national championships in six different sports and 118 student-athletes have won individual national titles. The BIG EAST has always been able to boast that some of its best students are also some of its best athletes.

More than 300 student-athletes have earned Academic All-America honors, including Connecticut basketball standout Emeka Okafor who earned first team recognition last year. A BIG EAST student-athlete has won the Honda-Broderick Cup as Collegiate Woman of the Year four times, the last by Notre Dame soccer player Cindy Daws in 1997-98.

BIG EAST student-athletes have continued their success after leaving the classrooms and playing fields. Former Connecticut women's basketball standout Dr. Leigh Curl was inducted into the Verizon Academic All-America Hall of Fame in 1999. Former Georgetown men's basketball star Dikembe Mutombo was named a winner of the President's Service Award, the highest honor in the U.S. for volunteer service.

The BIG EAST continued to thrive amongst the nation's elite in 2002-03. It became the first conference to win the men's and women's NCAA titles and the men's NIT Championship in the same year. The Syracuse men won their first national championship, the Connecticut women took home their fourth national title and St. John's won the NIT for the sixth time. The BIG EAST has won each of the last four women's basketball titles.

In the classroom, 21 student-athletes earned 2002-03 Academic All-America honors, including 10 who garnered first-team accolades. UConn's Diana Taurasi was the consensus national player of the year in women's basketball and was the women's basketball Honda Award winner.

Whether it's the student-athletes or the league as a whole, moving forward successfully has been the norm for the conference that was formed in 1979.

In the spring of 2001, the BIG EAST added women's lacrosse to its growing list of sports and the first women's golf championship was held in the last spring.

When the 1990s began, The BIG EAST Conference had just completed its eighth season with nine members. The league was arguably as healthy as a conference could be. The BIG EAST was a headline-grabber immediately, especially in men's basketball, its signature sport. The BIG EAST Football Conference did not exist.

The '90s was a decade of enormous change in college athletics with conferences adding new members and new leagues beginning. The BIG EAST was no different than most groups. The BIG EAST Football Conference, with eight members, became a major player in college football immediately after its inception in 1991.

The BIG EAST became a reality on May 31, 1979, following a meeting of athletic directors from Providence College, St. John's, Georgetown and Syracuse Universities. Seton Hall, Connecticut and Boston College completed the original seven school alliance.

After one season, Villanova was added and began play in 1980-81. Two seasons later, Pittsburgh joined the group and started competition in '82-83.

Miami was admitted in 1990 and began BIG EAST competition in '91-92. Rutgers, West Virginia and Notre Dame joined in '94 and started to compete in '95-96. Virginia Tech became the league's 14th full member in 2000-01.

While the membership has increased, the focus of the BIG EAST remains unchanged. It is a group that reflects a tradition of broad based programs, led by administrators and coaches who place a constant emphasis on academic integrity.

Any successful consortium enjoys

outstanding leadership. Michael Tranghese, the league's first full-time employee, and for 11 years the associate of Dave Gavitt, took over the Commissioner's reins in June, 1990. In his first year at the helm, he administered the formation of The BIG EAST Football Conference.

More than 500 BIG EAST athletes have earned All America recognition and dozens have won individual NCAA national championships. The BIG EAST has been well represented in U.S. or foreign national and Olympic teams, with several athletes earning gold medals in the summer Olympiads in Sydney in 2000, Atlanta in '96, Barcelona in '92, Seoul in '88 and Los Angeles in '84.

The BIG EAST has its headquarters in Providence where the conference administers to more than 5,500 athletes in 23 sports.

2002 BIG EAST Volleyball Awards

Player of the Year

Valeria Tipiana, Miami, So., OH, Lima, Peru

Setter of the Year

Mallorey James, Miami, So., S, Tucson, Ariz.

Rookie of the Year

Lauren Kelbley, Notre Dame, Fr., MB, Bascaum, Ohio

Coach of the Year

Greg Smith, Virginia Tech

All-BIG EAST First Team

Christine Lambert, Sr., MH, Connecticut
Emily Loomis, So., OH, Notre Dame
Valeria Tipiana, So., OH, Miami*
Marcella Gamarra, So., OH, Miami
Mallorey James, So., S, Miami

Cheryl Stinson, Sr., MB, Virginia Tech

All-BIG EAST Second Team

Kristen Kinder, Jr., S, Notre Dame
Lauren Kelbley, Fr., MB, Notre Dame
Carrie Norris, Sr., S, Pittsburgh
Megan Miller, So., MH, Pittsburgh
Shayla Bush, Jr., OH, Rutgers
Ana Lang, Sr., OH, Virginia Tech

All-BIG EAST Honorable Mention

Melissa Wookey, Sr., OH, Connecticut
Lauren Warner, Sr., OH, Georgetown
Sara Albert, So., MB, Georgetown
Lauren Brewster, Fr., MB, Notre Dame
Wendy Hatlestad, Jr., OH, Pittsburgh
Jackie Ahlers, Fr., MH, St. John's

2002 BIG EAST Volleyball Standings (FINAL)

	BIG EAST			Overall		
	W	L	Pct.	W	L	Pct.
*Notre Dame	11	2	.846	25	7	.750
Virginia Tech	10	3	.769	20	11	.645
Miami	10	3	.769	27	6	.818
Connecticut	9	4	.692	14	15	.483
Pittsburgh	9	4	.692	20	9	.690
Villanova	7	6	.538	18	16	.529
Georgetown	7	6	.538	17	13	.567
Rutgers	6	7	.462	17	11	.607
St. John's	6	7	.462	17	16	.515
Syracuse	5	8	.385	19	12	.613
Seton Hall	5	8	.385	15	18	.455
Boston College	3	10	.231	14	18	.438
West Virginia	3	10	.231	9	19	.321
Providence	0	13	.000	2	29	.065

* - BIG EAST regular season and tournament champion

Blacksburg, Va.

COLLEGE TOWN, U.S.A.



One of America's classic college towns, Blacksburg is a perfect setting for Virginia Tech.


Located in Southwest Virginia on a plateau between the Blue Ridge and Alleghany Mountains, Blacksburg combines the laid-back lifestyle of a small town with the amenities one would expect to find around a major center of higher education. Together, the town and university have worked hard to create a progressive community that ranks among the nation's elite living



environments. Blacksburg was recently named one of the Top 10 places to live by *Outside* magazine.

Virginia Tech and the Town of Blacksburg gained national and international attention by creating the world's first "electronic village." Businesses and industries have been drawn by the quaint town's potential.

Established in 1798 by John and William Black, the town is surrounded by scenic mountain views that accentuate the area. The nearly 40,000 residents (including students) enjoy a close proximity to a variety of recreation areas such as the Blue Ridge Parkway, Appalachian Trail, Claytor Lake and the New River.





2003 SCHEDULE

Date	Opponent	Time
Aug. 29-30	Hokie Classic	
29	MIAMI (OHIO)	7 p.m.
30	CAMPBELL	10 a.m.
30	EAST TENNESSEE STATE	7 p.m.
Sept. 2	at Charlotte	7 p.m.
5-6	at N.C. State Outback Classic †	
5	vs. High Point	4:30 p.m.
6	vs. TCU	10 a.m.
6	at North Carolina State	7 p.m.
9	at Virginia	7 p.m.
12-13	at Maryland Tournament ††	
12	vs. College of Charleston	11 a.m.
12	vs. Morgan State	5:30 p.m.
13	at Maryland	1 p.m.
16	RADFORD	7 p.m.
19-20	VT INVITE	
19	NORTHERN ILLINOIS	7 p.m.
20	Northern Ill. vs. Cleveland St.	10 a.m.
20	CLEVELAND STATE	3 p.m.
26	at Rutgers *	7 p.m.
28	at Seton Hall *	2 p.m.
Oct. 3	BOSTON COLLEGE *	7 p.m.
10	VILLANOVA *	7 p.m.
12	GEORGETOWN *	2 p.m.
14	at Liberty	7 p.m.
24	at St. John's *	7:30 p.m.
26	at Connecticut *	2 p.m.
31	PITTSBURGH *	6 p.m.
Nov. 2	WEST VIRGINIA *	2 p.m.
7	at Notre Dame *	4 p.m.
9	at Syracuse *	1 p.m.
15	at Miami *	7 p.m.
22-23	BIG EAST Tournament at South Bend, Ind.	

All dates and times are tentative and subject to change
 * indicates BIG EAST Conference match
 Times local to match site. Home matches in ALL CAPS

† - at Raleigh, N.C.
 †† - at College Park, Md.



Annie Spicer



Melissa Markowski

