





VIRGINIA TECH

2002 VOLLEYBALL



Big East
CONFERENCE

This Is
**Virginia
Tech** *Putting
Knowledge
To Work*

Since its founding in 1872, Virginia Polytechnic Institute and State University, popularly known as Virginia Tech, has grown from a small college of 132 students into Virginia's largest university and its top research institution. During its 130 years of existence, Virginia's premiere land-grant institution has evolved into a comprehensive university of national and international prominence.

Recognizing that higher education is a key force behind the quality of American life, our economic competitiveness, and our democratic form of government, President Charles W. Steger has challenged the university to become one of the country's top 30 research institutions by the end of the decade.

Virginia Tech is organized into eight colleges — Agriculture and Life Sciences, Architecture and Urban Studies, Arts and Sciences, Pamplin College of Business, Engineering, Human Resources and Education, Natural Resources, and Virginia-Maryland Regional College of Veterinary Medicine. Plans have been approved to restructure the university, which will result in the creation of a College of Biological, Mathematical, and Physical Sciences next year. Together, the colleges offer about 175 bachelor's, master's, and doctoral degree programs to approximately 26,000 undergraduate and graduate students.

Many of Virginia Tech's traditions and strengths are rooted in the university's motto, *Ut Prosim* ("That I May Serve") and its land-grant missions of instruction, research, and outreach. By generating new knowledge through research and through its outreach mandate, Virginia Tech disseminates practical knowledge both in and out of the classroom, reaching beyond its student body to affect society as a whole. Virginia Tech — a university that puts knowledge to work.



2002 Virginia Tech Volleyball

Table of Contents

Facilities/Media Services	2
2002 Rosters	3
2002 Outlook	4-5
Travel Plans	5
Head Coach Greg Smith, Support Staff	6
Assistant Coaches	7
The 2002 Hokies	7
Player Profiles	8-19
What's a Hokie?	19
Television/Radio Picture Page	20
2002 Opponents	21
2001 Year in Review	22
2001 Statistics/Results	23
Single Season/Career Records	24-25
Team/Individual Records, Coaching Records	26
Year-by-Year Records, History	27
All-Time Results	28-31
Individual Honors	31
Series Records	32
Administration, Athletic Training	33
SAASS, Office of Student Life	34
Athletic Performance	35
The BIG EAST Conference	36



Sarah Rogers and the rest of the Hokies will face 13 BIG EAST Conference schools this year. This will be the second season for Tech in the conference.

MEDIA GUIDE CREDITS

The 2002 Virginia Tech volleyball media guide is a publication of the Virginia Tech Sports Information Office, written to assist the working media and designed to aid all media members in their coverage of Virginia Tech volleyball. This guide was written by Sports Information Intern Julie Greco and designed by Assistant SID Bryan Johnston. Additional design, action photos and head shots were contributed by David Knachel. This book was printed by Southern Printing Company, of Blacksburg, Va. A special thanks to the Tech volleyball staff for its assistance.

ON THE COVERS: The front cover features the 2002 seniors, along with Tech's lovable mascot — The HokieBird. From left to right are: Ana Lang, Cheryl Stinson and Sarah Rogers. The back cover features the schedule, along with pictures capturing the excitement of Hokie volleyball.

Hokie Quick Facts

University Information

Location: Blacksburg, Va.
Founded: 1872
Enrollment: 26,000
Nickname: Hokies
Colors: Chicago maroon & burnt orange
Conference: BIG EAST
President: Dr. Charles W. Steger
Director of Athletics: Jim Weaver
Senior Associate Athletics Director: Sharon McCloskey

Volleyball Information

Volleyball Office Phone: (540) 231-5037
VT Volleyball by e-mail: hokievb@vt.edu
Head Coach: Greg Smith (Westmont College, 1990)
Year at Tech: Third
Record at VT: 22-35 (2 years)
Career Record: 22-35 (2 years)
Assistant Coach: Blythe Moorhouse (Clemson, 1998)
Year at Tech: Third
G.A. Coach: Justin Micomonaco (Harvard, 2001)
Year at Tech: Second
2001 Record: 9-19
2001 Conference Record: 5-7
Starters Returning/Lost: 6/0
Letterwinners Returning/Lost: 10/5
Newcomers: 5
Facility: Cassell Coliseum (10,052)

Sports Information

Sports Information Office Phone (540) 231-6726
 Sports Information Fax (540) 231-6984
 VT Volleyball on the Internet www.hokiesports.com
 Sports Information Director Dave Smith
 Associate Director Anne Panella
 Assistant Directors Bill Dyer, Torye Hurst,
 Bryan Johnston, David Knachel
 SID Intern/Volleyball Contact Whitney Scott
 Secretary Donna Smith

Volleyball Contact

Whitney Scott - SID Intern
 Office Phone: (540) 231-1494
 Home Phone: (540) 818-2405
 E-Mail Address: whscott@vt.edu

Mailing Address

Virginia Tech Sports Information Office
 460 Jamerson Athletic Center
 Blacksburg, VA 24061-0502



Whitney Scott

Virginia Tech does not discriminate against employees, students, or applicants on the basis of race, color, sex, sexual orientation, disability, age, veteran status, national origin, religion, or political affiliation. Anyone having questions concerning discrimination should contact the Equal Opportunity and Affirmative Action Office at (540) 231-7500.

Facilities

The Virginia Tech volleyball team plays and trains in some of the finest facilities in the country.

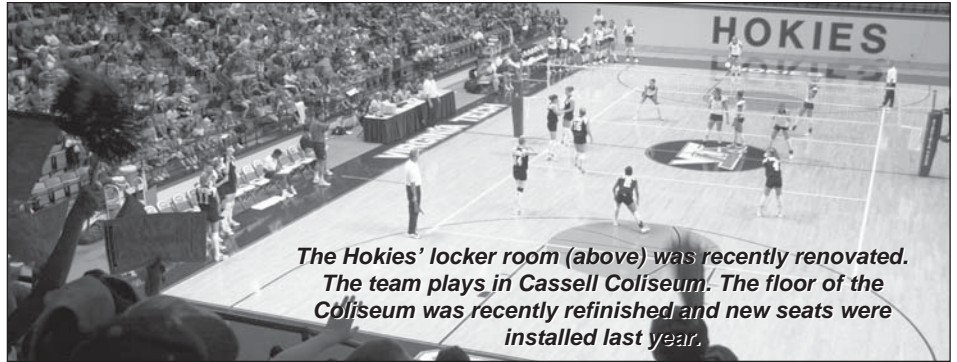
Cassell Coliseum, the 10,052-seat residence of the Virginia Tech volleyball team, is home to a winning tradition. Rivals have had little success playing the Hokies in Cassell, winning only 94 of 311 visits.

Construction for the main portion of Cassell Coliseum began in 1961. It was completed in December 1964, at a cost of \$2.7 million. Built by T.C. Brittain and Company of Decatur, Ga., it houses an arena, locker rooms, two auxiliary gymnasiums, offices and other athletic facilities.

Cassell Coliseum has undergone extensive renovations to both the exterior and interior of the building, as well as the structural systems. Prior to the 1988-89 season, a new spring-loaded playing floor was installed. During 1996-97, the facility was given a new roof and paint application. Recently, the playing floor was resurfaced and given a new look and the seats were refinished and replaced last season.

The Hokies train in the Merryman Athletic Center. The sparkling \$10.6 million facility contains 17,000 square feet of strength and conditioning space.

The Merryman Center was dedicated Sept., 26, 1998, and is named for the F.W. (Sonny) Merryman family of Rustburg, Va., which presented the University with a major gift to kick off a fund-raising campaign.



The Hokies' locker room (above) was recently renovated. The team plays in Cassell Coliseum. The floor of the Coliseum was recently refinished and new seats were installed last year.

Media Information

MATCH CREDENTIALS

Home matches are held at Cassell Coliseum and are free of charge. No credentials are needed for entrance. Media interested in attending the matches are encouraged to call the Virginia Tech Sports Information Office for further information.

COACH/PLAYER INTERVIEWS

PLEASE SCHEDULE ALL INTERVIEWS THROUGH THE VIRGINIA TECH SPORTS INFORMATION OFFICE AT (540) 231-1494 or (540) 231-6726.

For interviews with head volleyball coach Greg Smith or any of the Hokie volleyball players, please contact **Whitney Scott** at the Virginia Tech Sports Information Office - **(540) 231-1494**.

Coach Smith is usually available for interviews between 9 a.m.-2 p.m., Monday-Thursday. Interviews with players will be available according to class and practice schedules. At no time will an athlete's telephone number be released to the media.

POST-MATCH INTERVIEWS

Coach Smith and players will be available after matches, following a short cool-down period. Please make all requests for interviews with Sports Information intern **Whitney Scott** at the courtside scorer's table.

MATCH RESULTS

Box scores will be available immediately following the conclusion of the match, and will also be faxed to the opposing team's sports information office.

A story, complete with agate, will be sent to the Richmond Associated Press, as well as to selected covering newspapers.

Team and individual statistics will be updated and available following each match. Media can access the statistics in the Sports Information Office.

Results, a game story and statistics, as well as information on Tech's entire athletic program, can also be obtained via the Internet on Tech's homepage:

www.hokiesports.com

DIRECTIONS TO BLACKSBURG

From the north or east, take Interstate 81 south to exit 118B, following US 460 west to Blacksburg.

From the south, take Interstate 81 north to exit 118B, following US 460 west to Blacksburg.

From West Virginia, take Interstate 77 south (West Virginia Turnpike) to exit 9. Exit and turn left onto 460 east. Follow 460 east to Blacksburg.

Once in Blacksburg, use the 460 bypass around the downtown area. Follow 460 to the signal at Southgate Drive (Va. 314). Turn into campus, and proceed one-half mile on Southgate Drive. Turn left onto Spring Road, just before the football stadium. Cassell Coliseum will then be on the right.

SPORTS INFORMATION OFFICE

The Virginia Tech Sports Information Offices are located on the fourth floor of the Jamerson Athletic Center in room 460. The Jamerson Athletic Center is adjacent to Cassell Coliseum, facing Lane Stadium.

Rosters

Numerical Roster

No.	Name	Pos.	Ht.	Cl.	Exp.	Hometown (High School)
1	Cheryl Stinson	MB	6-1	Sr.	3L	Ottawa, Ontario (Colonel By SS)
2	Kaitlin McPeak	DS	5-7	So.	1L	Pittsburgh, Pa. (Baldwin)
3	Melissa Markowski	S	5-9	Fr.	HS	Glen Ellyn, Ill. (St. Francis)
4	Elisabeth Kapp	MB	6-1	Fr.	HS	Aurora, Colo. (Grandview)
5	Erin Brugger	OH	6-0	Fr.	HS	Clifton, Va. (Centreville)
7	Ana Lang	OH	5-9	Sr.	2L	Cuba, N.Y. (Cuba-Rushford)
8	Colette Ramirez	MB	6-0	Fr.	HS	Valencia, Calif. (Hart)
9	Jenny Hill	RS	6-0	Jr.	1L	Holland, Mich. (West Ottawa)
10	Ashley Bayer	DS/OH	5-9	Fr.	HS	Corona del Mar, Calif. (Mater Dei)
11	Kelli O'Dell	S	5-10	Jr.	2L	Kingwood, Texas (Kingwood)
13	Jamie Meyer	RS	6-0	r-Jr.	2L	Ft. Wayne, Ind. (North Side)
14	Annie Spicer	OH	5-10	So.	1L	Barrington, Ill. (Barrington)
15	Ashlee Mennen	DS/S	5-8	So.	1L	Frankfort, Ind. (Clinton Prairie)
16	Emily Smith	OH	5-11	So.	1L	Downers Grove, Ill. (Downers Grove S.)
21	Sarah Rogers	MB	5-10	Sr.	2L	Marietta, Ga. (Walton)

Alphabetical Roster

No.	Name	Pos.	Ht.	Cl.	Exp.	Hometown (High School)
10	Ashley Bayer	DS/OH	5-9	Fr.	HS	Corona del Mar, Calif. (Mater Dei)
5	Erin Brugger	OH	6-0	Fr.	HS	Clifton, Va. (Centreville)
9	Jenny Hill	RS	6-0	Jr.	1L	Holland, Mich. (West Ottawa)
4	Elisabeth Kapp	MB	6-1	Fr.	HS	Aurora, Colo. (Grandview)
7	Ana Lang	OH	5-9	Sr.	2L	Cuba, N.Y. (Cuba-Rushford)
3	Melissa Markowski	S	5-9	Fr.	HS	Glen Ellyn, Ill. (St. Francis)
2	Kaitlin McPeak	DS	5-7	So.	1L	Pittsburgh, Pa. (Baldwin)
15	Ashlee Mennen	DS/S	5-8	So.	1L	Frankfort, Ind. (Clinton Prairie)
13	Jamie Meyer	RS	6-0	r-Jr.	2L	Ft. Wayne, Ind. (North Side)
11	Kelli O'Dell	S	5-10	Jr.	2L	Kingwood, Texas (Kingwood)
8	Colette Ramirez	MB	6-0	Fr.	HS	Valencia, Calif. (Hart)
21	Sarah Rogers	MB	5-10	Sr.	2L	Marietta, Ga. (Walton)
16	Emily Smith	OH	5-11	So.	1L	Downers Grove, Ill. (Downers Grove S.)
14	Annie Spicer	OH	5-10	So.	1L	Barrington, Ill. (Barrington)
1	Cheryl Stinson	MB	6-1	Sr.	3L	Ottawa, Ontario (Colonel By SS)

2002 Squad Breakdown

STARTERS RETURNING (6)

Name (Ht., Cl., Exp.)	Pos.	Kills	KPG	Att.	Pct.	Asst.	SA	Digs	BS	BA	BPG
Jenny Hill (6-0, Jr., 1L)	RS	74	1.35	206	.136	15	10	39	1	35	0.65
Ana Lang (5-9, Sr., 2L)	OH	191	2.65	636	.123	8	8	194	3	15	0.25
Kelli O'Dell (5-10, Jr., 2L)	S	40	0.60	140	.086	717	10	123	2	29	0.46
Sarah Rogers (5-10, Sr., 2L)	MB	141	1.93	382	.230	4	0	15	9	40	0.67
Cheryl Stinson (6-1, Sr., 3L)	MB	244	2.65	522	.316	9	25	172	20	96	1.26
Annie Spicer (5-10, So., 1L)	OH	290	3.30	732	.178	16	38	202	3	26	0.33

OTHER LETTERWINNERS RETURNING (4)

Name (Ht., Cl., Exp.)	Pos.	Kills	KPG	Att.	Pct.	Asst.	SA	Digs	BS	BA	BPG
Jamie Meyer (6-0, r-Jr., 2L)	RS	34	1.36	94	.128	4	3	13	1	13	0.56
Kaitlin McPeak (5-7, So., 1L)	DS	3	0.04	28	-.214	5	17	122	0	1	0.01
Ashlee Mennen (5-8, So., 1L)	DS/S	1	0.03	5	.000	2	1	23	0	0	0.00
Emily Smith (5-11, So., 1L)	OH	70	0.74	263	.057	30	11	194	4	29	0.35

NEWCOMERS (5)

Name	Pos.	Ht.	Cl.	Exp.	Hometown (HS)
Melissa Markowski	S	5-9	Fr.	HS	Glen Ellyn, Ill. (St. Francis)
Colette Ramirez	MB	6-0	Fr.	HS	Valencia, Calif. (Hart)
Elisabeth Kapp	MB	6-1	Fr.	HS	Aurora, Colo. (Grandview)
Erin Brugger	OH	6-0	Fr.	HS	Clifton, Va. (Centreville)
Ashley Bayer	DS/OH	5-9	Fr.	HS	Corona del Mar, Calif. (Mater Dei)

BREAKDOWN BY CLASS

Seniors (3)

Ana Lang
Sarah Rogers
Cheryl Stinson

Juniors (3)

Jenny Hill
Jamie Meyer
Kelli O'Dell

Sophomores (4)

Kaitlin McPeak
Ashlee Mennen
Emily Smith
Annie Spicer

Freshmen (5)

Ashley Bayer
Erin Brugger
Elisabeth Kapp
Melissa Markowski
Colette Ramirez

BREAKDOWN BY STATE

California (2)

Ashley Bayer
Colette Ramirez

Colorado (1)

Elisabeth Kapp

Georgia (1)

Sarah Rogers

Illinois (3)

Melissa Markowski
Emily Smith
Annie Spicer

Indiana (2)

Ashlee Mennen
Jamie Meyer

Michigan (1)

Jenny Hill

New York (1)

Ana Lang

Pennsylvania (1)

Kaitlin McPeak

Texas (1)

Kelli O'Dell

Virginia (1)

Erin Brugger

Canada (1)

Cheryl Stinson

PRONUNCIATION GUIDE

Ana Lang AHH-nuh
Bayer BAY-err
Brugger BRUE-ger
Markowski Mar-KAUW-ski

2002 Outlook

Experience, depth could equal a successful sophomore season

After finishing an up and down inaugural season in the BIG EAST, head coach Greg Smith hopes to see improvement in the Hokies' sophomore campaign. Despite finishing the year 9-19, 5-7 in the conference, Tech has plenty of reasons to feel that this is an obtainable goal.

This season, the Hokies return all six starters, 10 letterwinners and a strong recruiting class that could contribute right away. This, coupled with the benefit of one year of BIG EAST experience, could provide Smith with his first winning season in Blacksburg.

MIDDLE BLOCKERS

The middle blocker position looks to be the brightest spot for the Hokies as both starters return to the line-up along with two strong recruits who will battle for playing time.

Senior **Cheryl Stinson**, one of the top hitters in Tech volleyball history, ended last season as the number one blocker in the conference and at the top of several categories for the Hokies. The Ottawa, Ontario native currently ranks second all-time in hitting percentage and could climb into the top spot by the end of her career. Last season, she led the conference in blocks (71), and led the team in block solos (20), block assists (96) and hitting percentage (.316). She also recorded 244 kills and 25 service aces, both of which were good for second on the team. For her efforts, she was named second team all-BIG EAST.

Also returning is senior **Sarah Rogers**. The Marietta, Ga., native had a solid junior season and is looking to have a breakout senior campaign. Last year, she ranked second on the team in hitting percentage (.230) and total blocks (49). She also tallied 141 kills on the year.

New to the line-up are freshmen **Elisabeth Kapp** and **Colette Ramirez**. Kapp, who hails from Aurora, Colo., and Ramirez, a Valencia, Calif., native, are both strong athletes that can make an immediate impact in their first year as Hokies.

OUTSIDE HITTERS

Tech returns two of the three players that saw time in the outside hitter position in 2001. The combination of senior **Ana Lang** and sophomore **Annie Spicer** looks to build on the success they had last season in leading the Hokies. Also looking to see some action on the left side are former right side hitter **Emily Smith** and freshman walk-on **Erin Brugger**.

After being named the Independent Conference player of the year in 2000, Lang struggled as she split playing time with now-graduated Holly Disser. Still, the Cuba, N.Y., native saw action in 72 games and ranked seventh in the conference with 2.69 digs per game. She was also second on the team in digs (194) and third on the team in kills (191) and kills per game (2.65).

Spicer exceeded all expectations during her freshman campaign. The Barrington, Ill., native was the lone Hokie to start every match. She led the team in kills (290), kills per game (3.30), service aces (38) and digs (202). She also finished the season ranked fifth in the conference in service aces (24) and received honorable mention all-BIG EAST honors.

As long as Lang and Spicer remain healthy and consistent the duo could be one of the best outside hitter combinations in the conference.

Making the move to the outside position, Smith began 2001 as the right side starter, eventually taking over back row.

As a true freshman, the Downers Grove, Ill., native played in all 28 matches, ranked second on the team in digs (194), tallied 70 kills, and had 33 total blocks.

Brugger, a walk-on from Clifton, Va., is young to the sport but should have a bright future at the outside hitter position for the Hokies.

SETTERS

Junior **Kelli O'Dell** and freshman **Melissa Markowski** will do battle during the preseason for starting setter duties.

O'Dell split playing time for the first half of the 2001 season until an injury to now-graduated Renee Collins opened the door for the Kingwood, Texas, native.


A talented setter, O'Dell followed up a sensational freshman campaign with a solid sophomore season. She

ended the year ranked fourth in the conference in assists per game (11.40) and first on the team in assists (717). She also registered 40 kills and 31 blocks on the season.

Looking to steal the starting position, Markowski, a native of Glen Ellyn, Ill., will provide depth and athleticism to the team.

RIGHT SIDE

Returning to the right side position are junior **Jenny Hill** and redshirt junior **Jamie Meyer**. Both saw considerable playing time last year and will battle for the starting job.



Senior Cheryl Stinson is a threat on both offense and defense and earned all-conference honors last year. She is one of two returning middle blockers.

Ending the season as the starter, Hill played in 21 matches, registered 74 kills, 39 digs and 36 total blocks.

A strong blocker, the Holland, Mich., native will be looking to continue the 2002 season where she left off and have a breakout junior campaign.

Meyer, a co-captain on the 2001 squad, played in 14 matches at the position and recorded 34 kills and 13 total blocks on the year.

The Ft. Wayne, Ind., native possesses a powerful swing and has the potential to be a huge presence on the right side.

DEFENSIVE SPECIALISTS

The Hokies return three players who contributed at the defensive specialist spot last year along with one new walk-on.

Sophomores **Kaitlin McPeak** and **Ashlee Mennen** saw the bulk of playing time in 2001 but they will be competing for the starting spot this season along with freshman **Ashley Bayer**.


McPeak saw significant playing time in 26 matches as a true freshman. The Pittsburgh, Pa., native brings solid passing and strong serving to the Hokies.

She finished the season ranked second on the team in digs (194) and third in service aces (17).

Mennen, a Frankfort, Ind., native, participated in 12 matches and tallied 23 digs, including a career-high six versus Evansville.

Bayer, a walk-on from Corona del Mar, Calif., will provide good ball handling and athleticism and should compete for playing time as a freshman.

Any of these three could also see time as the libero, a new addition to the collegiate volleyball scene this year.



Sophomore Annie Spicer will be counted on for another big season at the outside hitter spot. She earned All-BIG EAST honors in 2001.

tournament after hosting the annual Hokie Classic.

A tough road schedule features trips to Providence, Boston College, Georgetown, Villanova, West Virginia and Pittsburgh.

At Cassell Coliseum, Tech faces in-state rival Virginia, Tennessee, Seton Hall, Rutgers, Miami, James Madison, UConn, St. John's, Syracuse and Notre Dame.

THE OUTLOOK

As always, the BIG EAST will offer stiff competition in 2002 as nine of Tech's 13 conference opponents had winning records last season.

The conference's No. 1 team, Notre Dame, was undefeated in the league, advanced to the NCAA Tournament and finished the season ranked 25th in the nation. Three others — UConn, Georgetown and Rutgers — were ranked along with Notre Dame in the top 10 in the Northeast Region.

Four tournaments highlight the Hokies' non-conference schedule. Virginia Tech opens the season with tournaments at Wake Forest and Akron. The Hokies then head to the Clemson

Overnight Travel Plans

Wake Forest Tournament

Depart Blacksburg by charter bus for Winston-Salem, N.C., on August 30.
Headquarters: La Quinta Inn
Winston-Salem, N.C.
(336) 765-8777
Return to Blacksburg by charter bus on August 31.

Akron Tournament

Depart Blacksburg by charter bus for Akron, Ohio, on September 5.
Headquarters: Zips Radisson Hotel
Akron, Ohio
(330) 384-1500
Return to Blacksburg by charter bus on September 7.

Clemson Tournament

Depart Blacksburg by charter bus for Clemson, S.C., on September 19.
Headquarters: Ramada Inn
Clemson, S.C.
(864) 654-7501
Return to Blacksburg by charter bus on September 21.

Providence & Boston College

Depart Roanoke by commercial air for Providence, R.I., on September 27.
Headquarters: Crowne Plaza
Warwick, R.I.
(401) 732-6000
Return to Roanoke by commercial air on September 29.

Georgetown & Villanova

Depart Blacksburg by charter bus for Washington, D.C., on October 4.
Headquarters: Comfort Inn
Washington, D.C.
(703) 247-3399
Depart Washington, D.C., for Villanova, Pa., by charter bus on October 5.
Headquarters: Best Western
King of Prussia
(610) 354-8902
Return to Blacksburg by charter bus on October 6.

Radford

Depart Blacksburg by state vans for Radford, Va., on October 22.
Return following the match.

West Virginia & Pittsburgh

Depart Blacksburg by charter bus for Pittsburgh, Pa., on November 8.
Headquarters: Holiday Inn Select
Pittsburgh, Pa.
(412) 682-6200
Return to Blacksburg by charter bus on November 10.

BIG EAST Tournament at Pittsburgh, Pa.

Travel dates and accommodations are to be determined.

Travel plans are subject to change.

Head Coach Greg Smith

A young and energetic coach, Greg Smith enters his third season as a collegiate head coach with the Virginia Tech volleyball program. Smith came to Virginia Tech from Ohio State, where he served as an assistant coach for three seasons.

Last year, Smith led the Hokies into a new conference as Tech entered the BIG EAST and finished the year with a 9-19 record, 5-7 in the conference. Two Hokies received year-end conference honors as Cheryl Stinson was named second-team all-BIG EAST and Annie Spicer was named honorable mention.

In his first year as a head coach, Smith led a young group to a 13-16 record and had three players receive year-end honors for their performances. Ana Lang was named player of the year in the Independent Volleyball Conference while Stinson and Kelli O'Dell were named to the all-conference team.

Smith was successful as an assistant at OSU, helping coach the Buckeyes to the NCAA Tournament each year. His duties included assisting in recruiting and training the team, both on the court and in its physical conditioning.

Prior to his stint in Columbus, Smith spent two seasons as an assistant coach at Hofstra University. While at Hofstra, he helped lead the team to two consecutive American East Conference tournament championships and two NCAA tournament appearances. In all, Smith has coached in the NCAA Tournament five of the last seven seasons.

Before his coaching duties at Hofstra, he was an assistant coach at the University of Indianapolis in 1994. During that time he also served as one of the head volleyball coaches for the Circle City Volleyball Club.

Prior to coaching at the University of Indianapolis, Smith was an assistant varsity coach at Rochester (Ind.) High from September, 1992 through October, 1993. He was also head coach of the freshman squad at Rochester. During his tenure at Rochester, he assisted the varsity team to the regional playoffs in 1992 and state semifinals in 1993.

The Rochester, Ind., native graduated from Westmont College in 1990 with a bachelor's degree in business and economics. He also received a bachelor's degree in education from the University of Indianapolis in April of 1995. A letterwinner in tennis at Westmont College, Smith also served as an assistant basketball coach at his alma mater.

Smith and his wife, Erica, reside in Christiansburg.

Smith's Profile

PERSONAL

Birthdate: June 9, 1966
Birthplace: Crawfordsville, Ind.

EDUCATION

High School: Rochester (Ind.) H.S.
College: Westmont College (B.S. business and economics, 1990) and University of Indianapolis (B.S. secondary education, 1995)

COACHING EXPERIENCE

2000-present: Head Coach, Virginia Tech
1997-99: Assistant Coach, Ohio State University
1995-96: Assistant Coach, Hofstra University
1994: Assistant Coach, University of Indianapolis
Circle City Volleyball Club
1992-93: Assistant Coach, Rochester (Ind.) High



Support Staff



Megan Rittler
Trainer



Diane Price
Secretary

Assistant Coaches

Blythe Moorhouse • Assistant Coach



Blythe Moorhouse begins her third year in the Hokie volleyball program, her second as the assistant coach. During the 1999 season, she served as the team's graduate assistant coach.

Her duties as first assistant include recruiting, travel and on-court coaching.

A native of Waldorf, Md., Moorhouse was a four-year letterwinner as a defensive specialist at Clemson University. She graduated magna cum laude in 1998 with a bachelor of science in biological sciences. She received a master's in curriculum and instruction from Tech in June 2001.

Moorhouse came to Tech after serving as an animal behavior research intern at Walt Disney World's Animal Kingdom in Orlando, Fla. At the park, she coordinated and assisted in a variety of animal research projects, including primate behavioral studies and hippopotamus nursing.

Prior to her internship, she was the jayvee volleyball coach at McDonough High in her hometown. She was a permanent substitute teacher and helped with varsity volleyball practices. In high school, she was a setter, outside hitter and team captain at Desert High in Edwards, Calif., and McDonough.

Moorhouse was married this past summer. She and her husband, Kevin, reside in Blacksburg.



Justin Micomonaco • Graduate Assistant Coach



Justin Micomonaco begins his second year in the Hokie volleyball program as the team's graduate assistant coach.


A native of Sault Ste. Marie, Ontario, Micomonaco was a three-year member of the men's volleyball team at Harvard University. He graduated in June 2001 with

an A.B. in biology and began his work on a master's degree in education at Virginia Tech last fall.

Micomonaco walked onto the team at Harvard as a sophomore and was named the Most Improved Player for the

1998-99 season. As a junior, he became a starter at the opposite hitter spot and a co-captain for the team. In his senior year, he was once again a co-captain and helped lead the Crimson to an Ivy League Championship as he was ranked nationally in digs per game. He was also named to the All-Ivy League Academic team.

As a co-captain, he was involved in preseason workouts, preliminary recruiting, Ivy eligibility and NCAA Clearing House paperwork, media relations and other athletic department requirements in absence of a full-time coach at the school.



The 2002 Hokies

(front, l to r) Head Coach Greg Smith, Cheryl Stinson, Ana Lang, Sarah Rogers, Jenny Hill, Kelli O'Dell, Jamie Meyer, Assistant Coach Blythe Moorhouse, Graduate Assistant Coach Justin Micomonaco; (back, l to r) trainer Megan Rittler, Ashlee Mennen, Kaitlin McPeak, Emily Smith, Erin Brugger, Elisabeth Kapp, Colette Ramirez, Annie Spicer, Melissa Markowski, Ashley Bayer.

Player Profiles



Jenny Hill

Right Side • 6-0
 Junior
 Holland, Michigan
 West Ottawa High School

9

A solid player who will battle for a starting spot at the right side position ... Showed a lot of improvement in the off-season ... A very good blocker ... Plays with a lot of enthusiasm on the court ... Coming off a good spring ... Became more consistent as the season went along ...

2001: Saw an increased amount of playing time in her sophomore campaign ... Played in 21 matches for the Hokies, starting 11 ... Saw action in 55 games on the right side ... Ended the season with 74 kills ... Defensively, ranked third on the team with 36 blocks ... Contributed 39 digs and 10 service aces for the Hokies ... Registered four personal highs in the win against West Virginia with nine kills, 27 attempts, four service aces and nine blocks ... Broke her personal best with 11 kills against Connecticut ... Tied her game-high mark with a .500 hitting percentage against James Madison with 10 kills on 18 attempts with one error ... Named to the Athletic Director's Honor Roll ...

2000: Played in 41 games as a true freshman ... Appeared in 20 matches, starting four of them ... Finished the season with 19 kills ... A solid defensive player who recorded 58 digs on the season ... Recorded 14 digs in a match twice, against East Carolina and James Madison ... Hit .500 against Virginia Commonwealth with six kills and just one error ... Had three block assists, against Maryland-Baltimore County ... Finished the season with eight total blocks ... Also had seven service aces and eight assists ... Named to the Athletic Director's Honor Roll ...

High School: An all-around athlete who lettered in three sports at West Ottawa High ... Played volleyball under Coach Melissa McCullough ... Was named Class A first-team all-state her senior season ... Was Class A all-region, Class A OK-Red all-conference and her team's most valuable player in her final season ... Led her team in aces, kills, kill efficiency and blocks as a senior ... Was Class A OK-Red all-conference as a junior ... Was named academic all-state in both her sophomore and junior years ... Also played basketball and softball ... Was voted to the All-Area Sentinel team in basketball as a junior and senior ... Played club volleyball for the Dead Frogs ... Team finished 21st at the USA Nationals in the 16-and-under division in 1998 ... Club team won the Indy Cup and placed fifth at the USA Nationals in the 17-and-under division in 1999 ... Was a nominee for the Michigan High School Athletic Association (MHSAA) Scholar-Athlete Award as a senior ...

Personal: Jennifer Lynn Hill was born October 13, 1982 in Holland, MI ... Is the daughter of Nancy and Brian Hill ... Majoring in human nutrition, foods and exercise.



JENNY'S CAREER HIGHS

Kills: 11, vs. Connecticut (11-4-01)
 Attempts: 27, vs. West Virginia (10-5-01)
 Percentage:500, twice
 Assists: 4, vs. James Madison (10-8-00)
 Service Aces: 4, vs. West Virginia (10-5-01)
 Block Assists: 9, vs. West Virginia (10-5-01)
 Digs: 14, twice

JENNY'S CAREER STATISTICS

Year	GP	K	E	TA	PCT	KPG	AST	SA	DIG	BS	BA
2000	41	19	14	75	.067	0.46	8	7	58	2	6
2001	55	74	46	206	.136	1.35	15	10	39	1	35
Totals	96	93	60	281	.117	0.96	23	17	97	3	41



Ana Lang

Outside Hitter • 5-9
 Senior
 Cuba, New York
 Cuba-Rushford High School

7

A small outside hitter who plays big ... Possesses a great vertical jump for someone her size ... Will look to take on a leadership role this year ... Looking for another great season ... A very strong player ...

2001: Saw action in 25 matches, starting 20 ... Was in 72 games at the outside hitter position ... Named to the Hokie/Mizuno Classic All-Tournament Team and the University of Florida Conference Challenge Tournament Team ... Finished the season ranked seventh in the BIG EAST with 3.23 digs per game ... Led the team with 2.69 digs per game ... Tied for second on the team with 194 digs ... Ranked third on the team with 191 kills and tied for third with 2.65 kills per game ... Registered six double-doubles ... Tallied double-digit kills in nine matches ... Set a personal high with a .391 hitting percentage (11 kills, 23 attempts, two errors) in the win against UMBC ... Tallied a career-best three block assists against Western Carolina ... Had a season-high 19 digs against Providence ... Had a season-best 16 kills versus LSU ... Named to the Athletic Director's Honor Roll ...

2000: Had a break-out season as a sophomore ... Named the Women's Independent Volleyball Conference's Player of the Year ... A three-time WIVC Player of the Week selection ... Finished tied for the lead in kills with 353 ... Led the team in digs with 338 ... Also led the team in total attacks with 1,023 ... Started all 29 matches and played in all 109 games ... Had 25 service aces, second on the team ... Had 24 block assists and two block solos ... Recorded a career-high 24 kills against James Madison ... Registered 23 kills against Tennessee ... Had 20 matches where she recorded double-digit kill totals ... Had a career-high 21 digs against Liberty ... Named to the Athletic Director's Honor Roll ...

1999: Was having a productive freshman campaign until she suffered an injury midway through the season ... Appeared in 40 games as a true freshman ... Was one of Tech's most athletic players ... Finished the season with 67 kills and 106 digs in her limited playing time ... Also had three assists, four service aces and four block assists on the season ... Had 10 kills on 44 attempts at Duquesne on Sept. 18 ... Had nine kills at home versus Temple ... Had 20 digs against La Salle ...

High School: A three-sport letterwinner at Cuba-Rushford High ... Lettered in volleyball, basketball (four times) and softball (five times) ... Was named MVP of her team and Allegany County her senior year ... Was a first-team all-star for Allegany

County and helped lead her team to a gold medal at the Empire State Games ... Was named to the Section V all-tournament team ... Was a first-team all-star for Allegany County and Expressway in both basketball and softball ... Was also the team most valuable player for basketball and softball ... Played club volleyball for the Cheetah Junior National team for three years.

Personal: Ana Josephine Lang was born April 23, 1981 ... The daughter of Karl Lang and the late Susan Lang ... Major is exercise science ... Has three siblings: Kristin, Jeremy and Barbie.



ANA'S CAREER HIGHS

Kills: 24, vs. James Madison (10-8-00)
 Attempts: 57, at Liberty (10-17-00)
 Percentage:391 (11-2-23), vs. UMBC (9-7-01)
 Service Aces: 4, vs. Appalachian St. (9-1-00)
 Block Assists: 3, three times
 Digs: 21, at Liberty (10-17-00)

ANA'S CAREER STATISTICS

Year	GP	K	E	TA	PCT	KPG	AST	SA	DIG	BS	BA
1999	40	67	61	264	.023	1.67	3	4	106	0	4
2000	109	353	215	1023	.135	3.24	15	25	338	2	24
2001	72	191	113	636	.123	2.65	8	8	194	3	15
Totals	221	611	389	1923	.115	2.76	26	37	638	5	43



Kaitlin McPeak

Defensive Specialist • 5-7
 Sophomore
 Pittsburgh, Pennsylvania
 Baldwin High School

2

A hard worker who became the starting defensive specialist by mid-September of last season ... A great athlete ... Brings consistent ball control and strong serving to the team ... Has a great work ethic ...

2001: Contributed right away as a true freshman ... Played in 26 matches, starting 13 as a defensive specialist ... Provided strong passing and serving for the Hokies ... Ranked third on the team with 17 service aces ... Registered a career-high 10 digs against West Virginia, Pittsburgh, Liberty and Connecticut ... Tallied a personal best two service aces in matches against Akron, West Virginia, Pittsburgh, Radford and George Mason ... Also contributed two kills on two back row attempts against Liberty ...

High School: Attended Baldwin High School, where she lettered three times for Coach Linda Scahil ... Was honorable mention all-section in 2000 ... Played on the Pittsburgh Elite Junior Olympic Volleyball team for four years ... Also played on the Penn Juniors for Coach Brian Begore ... Ran indoor and outdoor track at Baldwin ... Lettered four times in both indoor and outdoor track ... Member of the National Honor Society ...

Personal: Kaitlin Ann McPeak was born February 20, 1983 in Pittsburgh, PA ... Is the daughter of Marianne and David McPeak ... Enrolled in university studies.



KAITLIN'S CAREER HIGHS

Kills: 2, vs. Liberty (10-23-01)
 Attempts: 5, vs. Connecticut (11-4-01)
 Service Aces: 2, five times
 Digs: 10, four times

KAITLIN'S CAREER STATISTICS

Year	GP	K	E	TA	PCT	KPG	AST	SA	DIG	BS	BA
2001	81	3	9	28	-.214	0.04	5	17	122	0	1



Ashlee Mennen

Defensive Specialist/Setter • 5-8
 Sophomore
 Frankfort, Indiana
 Clinton Prairie High School

15



Has a great attitude ... May change positions this season to gain more playing time ... A very strong athlete ... Has good ball control ... Is very versatile ...

2001: Played in 12 matches as one of five defensive specialists, starting three ... Participated in a total of 30 games ... Registered a career-high six digs against Evansville ... Contributed five digs against the University of Virginia ... Tallied one assist against both Virginia and Liberty ... Had one service ace against Villanova ... Also contributed one kill on one back row attempt versus St. John's ...

High School: Attended Clinton Prairie High School, where her team won the state championship twice ... Played for Coach Connie Garrett ... Was first-team all conference and all-area in 2000 ... Also first-team all-area in 1999 ... Earned honorable mention all-state honors in 2000 ... Team captain ... Also played on the state championship basketball team, where she led the team in scoring ... Played for the Indy Attac Grizzleys club team coached by Kris Risley ...

Personal: Ashlee Susanne Mennen was born January 2, 1983 in Frankfort, IN ... Is the daughter of James and Sue Mennen ... Enrolled in telecommunications.

ASHLEE'S CAREER HIGHS

Kills: 1, vs. St. John's (9-21-01)
 Attempts: 2, vs. Seton Hall (9-23-01)
 Assists: 1, twice
 Service Aces: 1, vs. Villanova (10-27-01)
 Digs: 6, vs. Evansville (9-1-01)

ASHLEE'S CAREER STATISTICS

Year	GP	K	E	TA	PCT	KPG	AST	SA	DIG	BS	BA
2001	30	1	1	5	.000	0.03	2	1	23	0	0



Jamie Meyer

Right Side • 6-0
 Redshirt-Junior
 Fort Wayne, Indiana
 North Side High School

13

Captain of the 2001 squad ... Underwent knee surgery in the off-season ... Will battle for the starting right side spot ... One of Tech's strongest players ... A tremendous athlete ... Hits the ball with a lot of power ... Very versatile ... Has a great court presence ... A fierce competitor ...

2001: An emotional leader on the team, was one of four captains ... Played in 14 matches, starting two ... Filled the right side position in 25 games for the Hokies ... Had four kills on eight attempts with no errors while tallying three blocks against Boston College ... Finished the season with 34 kills, 13 digs and 14 blocks ... Named to the Athletic Director's Honor Roll ...

2000: Enjoyed a good season in her first year of eligibility ... Played in 24 matches, starting 16 of them ... Appeared in 68 games ... Had 85 kills on the year ... Registered 19 assists and 10 service aces ... Recorded 72 digs and 44 block assists on the year ... Had a career-high 13 kills against Radford ... Started the season against Marshall with a career-high six block assists and five digs ... Had 13 digs against North Carolina State and 10 against Appalachian State ... Hit .500 against Air Force with seven kills on 12 attempts ... Named to the Athletic Director's Honor Roll ...

1999: Was redshirted ... Named to the Athletic Director's Honor Roll ...

High School: Was a three-sport letterwinner at North Side High ... Lettered three times in volleyball for Coach Ry Taliaferro ... Was co-captain of the team her senior year ... Earned second-team all-conference honors and the conference's "Best Mental Attitude" award as a senior ... Led her team to a 24-4 record as a senior, the best in school history, and a berth in the championship game ... Was in the top 20 in hitting percentage and digs in the Summit Athletic Conference ... Also lettered three times in basketball ... Was co-captain her senior year ... Team was conference champion and sectional runner-up her sophomore year ... Lettered three times in softball ... Was on the student council executive board her freshman, sophomore and senior years ... Was class president as a junior ... Was in the Rotary Club ... Received the Outward Bound Scholarship ... Played

club volleyball for Three Rivers in 1999 ... Also played for the Fort Wayne Juniors team from 1994-98 with former Virginia Tech teammate Christine Shubat ...

Personal: Jamie Margaret Meyer was born August 1, 1980 in Fort Wayne, IN ... The daughter of Mark Meyer and Connie McKibben Meyer ... Majoring in family and childhood development ... Has two sisters, Shawna and Emma.



JAMIE'S CAREER HIGHS

Kills: 13, at Radford (9-14-00)
 Attempts: 30, vs. Marshall (9-1-00)
 Percentage:500 (7-1-12), vs. Air Force (9-8-00)
 Assists: 5, vs. George Mason (9-15-00)
 Service Aces: 2, three times
 Block Assists: 6, vs. Marshall (9-1-00)
 Digs: 13, vs. N.C. State (9-2-00)

JAMIE'S CAREER STATISTICS

Year	GP	K	E	TA	PCT	KPG	AST	SA	DIG	BS	BA
2000	68	85	71	263	.053	1.25	19	10	72	1	44
2001	25	34	22	94	.128	1.36	4	3	13	1	13
Totals	93	119	93	357	.073	1.27	23	13	85	2	57



Kelli O'Dell

Setter • 5-10
 Junior
 Kingwood, Texas
 Kingwood High School

11


Locked in a battle for the starting setter position ... Has a good court presence ... Brings a lot of natural talent to the court ... Shows continuous improvement each season ...

2001: Shared setting duties for half of the season ... Played in 21 matches, starting 18 ... Saw action in 67 games ... Finished fourth in the BIG EAST with 11.40 assists per game ... Led Tech with 717 assists ... Registered four double-doubles ... Ended the season with a season-best 50 assists versus LSU ... Tallied 49 assists against Evansville and James Madison ... Collected 48 assists versus Connecticut ... Had a personal-best 15 digs against Rutgers ... Registered a career-best four block assists in the wins against WVU and JMU ... Finished the season with 40 kills, 10 service aces and 31 total blocks ...

2000: Named to the Women's Independent Volleyball Conference All-Conference First Team ... Played in 27 matches, starting 24 ... Saw action in 97 games ... Handed out 1,134 assists on the season ... Also had 65 kills and 14 service aces ... Dug 158 balls and recorded 47 block assists ... Added four block solos ... Set a school record when she handed out 86 assists in a match against Liberty ... Also had a career-high eight kills in that match ... Had 11 matches with 50 or more assists ... Handed out 72 assists at Tennessee ... Recorded seven kills against Marshall and Tennessee ... Had four matches where she recorded 10 digs ... Named to the Athletic Director's Honor Roll ...

High School: Attended Kingwood High School in Kingwood, Texas, where she lettered in volleyball three times ... Played for Coach Krista Malmstrom ... Was named first-team all-district in both 1998 and 1999 ... Was the district MVP in 1999 ... Was the most valuable setter in 1998 and 1999 ... Was voted third-team All-Greater Houston in 1999 ... Was nominated for the Texas All-Star team ... Led the Houston area in assists in 1998 with 1,247 ... Was voted the most valuable setter at the Kingwood Classic Tournament ...

Personal: Kelli Elizabeth O'Dell was born September 30, 1982 in Lafayette, LA ... Is the daughter of Jerry and Lisa O'Dell ... Enrolled in communications ... Career goal is to be a sports broadcaster.



KELLI'S CAREER HIGHS

Kills: 8, vs. Liberty (11-1-00)
 Attempts: 18, at Tennessee (9-26-00)
 Percentage:429 (7-1-14), vs. Marshall (9-1-00)
 Assists: 86, at Liberty (10-17-00)
 Service Aces: 3, at Radford (9-14-00)
 Block Solos: 2, vs. Southwest Texas (9-2-00)
 Block Assists: 4, four times
 Digs: 15, vs. Rutgers (10-28-01)

KELLI'S CAREER STATISTICS

Year	GP	K	E	TA	PCT	KPG	AST	SA	DIG	BS	BA
2000	97	65	30	184	.190	0.67	1134	14	158	4	47
2001	67	40	28	140	.086	0.60	717	10	123	2	29
Totals	164	105	58	324	.145	0.64	1851	24	281	6	76



Sarah Rogers

Middle Blocker • 5-10
 Senior
 Marietta, Georgia
 Walton High School

21

A returning starter at the middle blocker position ... A team leader ... A student of the game ... Coming off a good junior season ... Continues to improve each season ... An excellent student-athlete ...

2001: Was one of the captains of the squad ... Played in 27 matches at middle blocker ... Participated in 73 games ... Started the season strong, garnering all-tournament honors at the Catamount Clash and the Hokie/Mizuno Classic ... Ranked second for the Hokies with a .230 hitting percentage ... Was second on the team with 49 blocks ... Registered a season-high .412 hitting percentage against both UMBC and George Mason ... Tallied a season-best 13 kills and a career-high three solo blocks against St. John's ... Had four block assists against Evansville, Western Carolina and West Virginia ... Named to the Athletic Director's Honor Roll ...

2000: Played in 26 matches as a sophomore, starting 14 ... Saw action in 87 games ... Recorded 186 kills and hit .197 on the year ... Had six assists and 12 service aces ... Also had 96 digs ... Registered eight block solos and 66 block assists, both third-best on the team ... Had a career-high 19 kills against Liberty ... Had a career-high three service aces and 16 digs at home against the Flames ... Hit a career-best .563 on nine kills and no errors against Charlotte ... Had a career-high nine block assists at St. Peter's ... The nine blocks were a team high for the year ... Named to the Athletic Director's Honor Roll ...

1999: Used as a valuable sub at the middle blocker position ... Was effective in her time played ... Played in 29 games, recording 39 kills ... Made things happen at the net ... Recorded 19 block assists ... Also had two assists and eight digs ... Had a career-high 10 kills at Duquesne ... Hit .474 in that match ... Had 20 attempts and three kills against Northern Illinois ... Recorded seven block assists against George Washington ... Named to the Athletic Director's Honor Roll ...

High School: An excellent student-athlete who lettered three times in volleyball in high school ... Carried a 3.8 GPA in high school ... Played at Walton High under Coach Gena Ridings ... Led Walton High to a 47-10 record and the 4A state championship ... Was the 4A State Player of the Year ... Named to the All-State team ... Was a first-team All-County selection ... Was MVP of her team, leading the team in kills, blocks and service aces ... Was voted to the Senior All-Star team ... Was the *Marietta Daily Journal* Female Athlete of the Year ... Received the Scholar-Athlete award ... Played club volleyball for VB Atlanta ...

Competed at USA Junior National Championships in 1997, 1998 and 1999 ... Also lettered once at Providence High (N.C.) under coach Zoe Bell ... Team won the 4A state title her sophomore year at Providence ...

Personal: Sarah Jo Rogers was born July 17, 1981 in Rochester, NY ... The daughter of Rick and Pam Rogers ... Majoring in marketing.



SARAH'S CAREER HIGHS

Kills: 19, at Liberty (10-17-00)
 Attempts: 39, at Liberty (10-17-00)
 Percentage:563 (9-0-16), at Charlotte (10-25-00)
 Service Aces: 3, vs. Liberty (1-1-00)
 Block Solos: 3, vs. St. John's (9-21-01)
 Block Assists: 9, at St. Peter's (10-14-00)
 Digs: 16, vs. Liberty (1-1-00)

SARAH'S CAREER STATISTICS

Year	GP	K	E	TA	PCT	KPG	AST	SA	DIG	BS	BA
1999	29	39	23	108	.148	1.34	2	0	8	0	19
2000	87	186	88	497	.197	2.14	6	12	96	8	58
2001	73	141	53	382	.230	1.93	4	0	15	9	40
Totals	189	366	164	987	.205	1.94	12	12	119	17	117



Emily Smith

Outside Hitter • 5-11
 Sophomore
 Downers Grove, Illinois
 Downers Grove South High School

16

Will compete for playing time at the outside hitter spot ... Had a good spring season ... Has gained strength through the weight training program ... A solid player ... Coaches are looking for her to be a bigger contributor this season ...

2001: Had an outstanding campaign as a true freshman ... Played in 28 matches, starting 14 ... Ranked third for the Hokies with 30 assists ... Tied for third on the team with 194 digs ... Had a career-high 13 kills and four assists against Virginia ... Registered a .278 hitting percentage against Syracuse with seven kills and two errors on 18 attempts ... Tallied three service aces against Seton Hall ... Provided a personal-best 18 digs against Rutgers ... Contributed three solo blocks and four total blocks against St. John's ... Registered three block assists against Evansville, Western Carolina and Notre Dame ...

High School: Attended Downers Grove South High School, where she lettered three times ... Coached by Denise Lazzeroni-Kavanaugh ... Team won the 1999 IHSA Girls Volleyball State Championship ... Made the all-area and all-conference teams in both 1999 and 2000 ... Captain of her team as a senior ... Played club ball for Sports Performance for three years and Club Elite for two years ... Played in the U.S. Nationals in 1997, '98, '99 and 2001 ... Named to the all-academic team three times at her high school ...

Personal: Emily Elizabeth Smith was born January 15, 1983 in Downers Grove, IL ... Is the daughter of Karl and Mary Ann Smith ... Majoring in business ... Has a twin sister, Katie, who plays volleyball for Ohio University.



EMILY'S CAREER HIGHS

Kills: 13, vs. Virginia (9-4-01)
 Attempts: 27, vs. Virginia (9-4-01)
 Percentage:278 (7-2-18), vs. Syracuse (9-30-01)
 Assists: 4, vs. Virginia (9-4-01)
 Service Aces: 3, vs. Seton Hall (9-23-01)
 Block Solos: 3, vs. St. John's (9-21-01)
 Block Assists: 3, three times
 Digs: 18, vs. Rutgers (10-28-01)

EMILY'S CAREER STATISTICS

Year	GP	K	E	TA	PCT	KPG	AST	SA	DIG	BS	BA
2001	95	70	55	263	.057	0.74	30	11	194	4	29



Annie Spicer

Outside Hitter • 5-10
 Sophomore
 Barrington, Illinois
 Barrington High School

14



A great athlete ... As she becomes more consistent, she will make a big difference ... Could become an impact player before she leaves ... A very hard worker ... Very competitive ... An all-around player ...

2001: Had an immediate impact as a true freshman ... The only Hokie to start all 28 matches in 2001 ... Named honorable mention All-BIG EAST ... Finished the season ranked fifth in the conference with .56 service aces a game ... Was named BIG EAST Co-Rookie of the Week for Oct. 9 ... Led Tech with 290 kills ... Ranked first on the team with 3.30 kills per game ... Led the Hokies with 38 service aces ... Finished the season as the team leader with 202 digs ... Registered double-digit kills in 17 matches ... Collected seven double-doubles ... On six occasions, came within two digs of registering a double-double ... Set two personal-best records versus Villanova with 20 kills and a .444 hitting percentage ... Recorded a season-high mark for Tech with six service aces against St. John's ... Had a career-best 18 digs versus Seton Hall ... Registered a personal-best five total blocks against West Virginia ...

High School: Attended Barrington High School South, where she lettered three times ... Played for Coach Karen Traub ... A unanimous selection to the all-state tournament team her senior year ... Named MVP of the Illinois state high school tournament ... A feat more impressive since team lost in finals of the tournament ... Named all-conference and all-region three times ... Named the Barrington High School South Elite Athlete ... Given an Academic Scholar

Athlete award ... Played club volleyball for Sports Performance ...

Personal: Ann Marie Spicer was born March 8, 1983 in Evanston, IL ... Is the daughter of Barbara and Tom Spicer ... Has six brothers and sisters ... Sister Betsy played volleyball at the University of Illinois and currently plays professional volleyball while her sister Megan ran track at Eastern Illinois ... Enrolled in university studies.

ANNIE'S CAREER HIGHS

Kills: 20, vs. Villanova (10-27-01)
 Attempts: 44, vs. Virginia (9-4-01)
 Percentage:444 (20-4-36), vs. Villanova (10-27-01)
 Assists: 2, four times
 Service Aces: 6, vs. St. John's (9-21-01)
 Block Solos: 1, three times
 Block Assists: 5, vs. West Virginia (10-5-01)
 Digs: 18, vs. Seton Hall (9-23-01)

ANNIE'S CAREER STATISTICS

Year	GP	K	E	TA	PCT	KPG	AST	SA	DIG	BS	BA
2001	88	290	160	732	.178	3.30	16	38	202	3	26



Cheryl Stinson

Middle Blocker • 6-1
 Senior
 Ottawa, Ontario [Canada]
 Colonel By Secondary School

1

One of the best hitters in Tech history ... A returning middle blocker looking to have a big senior season ... Is a "go to" player ... Provides a big presence in the middle ... An all-around player ... A catalyst for the team ... Has international experience ...

2001: Had a record-breaking junior year ... Played in all 28 matches for the Hokies, starting 25 ... Participated in 92 out of 99 games at middle blocker ... Named to the VaSID all-state first team ... Was named to the BIG EAST Conference second team ... Finished the season first in the conference in blocks with 71 ... Ranked fourth in the BIG EAST with a .367 hitting percentage ... Led the Hokies with 116 total blocks, 1.26 blocks per game and a .316 overall hitting percentage ... Was second on the team with 244 kills and 25 service aces ... Tied for third on the team with 2.65 kills per game ... Named BIG EAST Player of the Week for Oct. 9 due to her record-breaking games against Pittsburgh and WVU ... Set two personal records against the Panthers with 22 kills and three service aces ... Registered a triple-double with 11 kills, a personal-best 19 digs, and a Tech record 17 blocks versus WVU ... Set a school record with a .846 hitting percentage (11 kills, 13 attempts, no errors) against Providence ... Her 116 blocks for the season was good for 10th place in Tech history ... Moved into sixth place in Tech history with 306 career blocks ... Her .316 hitting percentage was good for second place in Hokie history ... Named to the Athletic Director's Honor Roll ...

2000: Played in 28 matches, starting 25 ... Saw action in 103 games on the season ... Was named to the Women's Independent Volleyball Conference First Team ... Also named to the Hokie Classic All-Tournament team ... Had 300 kills for the year, third-best on the team ... Led the team in hitting percentage (.282), block solos (20) and block assists (85) ... Also had 26 assists and 14 service aces ... Had 217 digs and averaged 1.02 blocks per game ... Had a career-high 19 digs against Appalachian State ... Had 16 matches where she recorded double-digit kill figures ... Named to the Athletic Director's Honor Roll ...

1999: Started 26 of the Hokies' 28 matches ... Played in 95 games at the middle blocker position ... Led all starters in hitting percentage with a .260 clip ... Recorded 183 kills, 18 assists and 13 service aces ... Also led the team in solo blocks with 14 ... Was the second-leading blocker on the team ... Finished the season with 71 block assists and 85 total blocks ... Had 17 kills against Fordham ... Had 15 kills against Dayton, 12 against La Salle and 10 against Duquesne ... Hit .545 on seven kills and one



error in 11 attempts against George Washington on Oct. 1 ... Named to the Athletic Director's Honor Roll ...

High School: An excellent student who was a six-sport athlete at Colonel By Secondary School ... Carried a 3.9 GPA in secondary school ... Played volleyball under Coach Kerry MacLean ... Team won the board and city championships her senior season ... Team won five of six tournaments in 1997-98 ... Was named to five all-star teams and was voted MVP of one tournament ... Member of the all-city teams in 1996-97 and 1997-98 ... Was a contender at OFSAA (provincial championships) ... Was also a member of the CHSAA All-Star team and tried out for the Canadian Youth National team ... Threw the javelin on the track team in secondary school ... Competed in the provincial championships ... Holds the high school record for the junior age group ... Was on the Honor Roll all five years ...

Personal: Cheryl Ann Stinson was born February 8, 1980 in Ottawa, Ontario ... The daughter of Michael and Susan Stinson ... Majoring in computer science.

CHERYL'S CAREER HIGHS

Kills: 22, twice
 Attempts: 44, at Liberty (10-17-00)
 Percentage:846 (11-0-13), vs. Providence (10-14-01)
 Service Aces: 3, three times
 Assists: 7, vs. Liberty (11-1-00)
 Digs: 19, twice
 Block Solos: 4, vs. St. John's (9-21-01)
 Block Assists: 17, vs. West Virginia (10-5-01)

CHERYL'S CAREER STATISTICS

Year	GP	K	E	TA	PCT	KPG	AST	SA	DIG	BS	BA
1999	95	183	61	470	.260	1.93	18	13	171	14	71
2000	103	300	106	688	.282	2.91	26	14	217	20	85
2001	92	244	79	522	.316	2.65	9	25	172	20	96
Totals	290	727	246	1680	.286	2.51	53	52	560	54	252

2002 Newcomers



Ashley Bayer

Defensive Specialist/Outside Hitter • 5-9
Freshman
Corona del Mar, California
Mater Dei High School

10

An invited walk-on ... Will compete for time at the defensive specialist spot ... Has good ball control ... Comes from a successful high school and club program ... Brings leadership and added depth ... Could step up and help in the outside hitter position if necessary ... Is a very good student-athlete ...

High School: Three-time letterwinner for Coach Craig Pazanti at Mater Dei High School ... Led her team to a 33-4

record her senior year ... That team finished third in the state, first in the conference ... First-team all-Sierra League and all-CIF ... Coach's award recipient ... Played for the Golden West VBC ...

Personal: Ashley Elaine Bayer was born on September 2, 1983 in Los Angeles, CA ... Is the daughter of Michael Bayer ... Has two younger brothers, Tyler and Chandler ... Enrolled in university studies ...



Erin Brugger

Outside Hitter • 6-0
Freshman
Clifton, Virginia
Centreville High School

5

An invited walk-on ... Has the potential to be very good ... Great attitude ... Works hard ... Will provide a physical presence in the front row ...

High School: Attended Centreville High School where she lettered three times for Coach Ken Moser ... Helped lead her team to the Concorde District Championship and Northern Region Championship ... As a senior, was named team MVP ... Named first-team All-Concorde District ... Named first-team all-Northern

Region ... Garnered second-team all-state honors ... Named first-team All-Met by *The Washington Post* ... Voted Concorde District Tournament MVP and Northern Region Tournament MVP ... Also lettered in swimming ... Played for Asics Metro VBC ...

Personal: Erin Ann Brugger was born on August 9, 1984 in Columbus, OH ... Is the daughter of John and Gail Brugger ... Has two younger sisters, Jenny and Kelly ... Enrolled in business/pre-law ...



Elisabeth Kapp

Middle Blocker • 6-1
Freshman
Aurora, Colorado
Grandview High School

4

Brings a lot of athleticism to the team ... Will vie for time at the middle blocker position right away ... Has a wonderful attitude and high aspirations ... Is a hard worker ... Looking to make a big impact on the program by the time she leaves ... Is a good student-athlete ...

High School: A four year letterwinner for Coach Patty Childress at Grandview High School ... Was a three-time first-

team all-conference selection ... Was a two-time honorable mention all-state selection and team MVP ... Was named to the 2001 5A senior all-star team ... Played for Front Range VBC ...

Personal: Elisabeth Erin Kapp was born on January 13, 1984 in Aurora, CO ... Is the daughter of Greg and Donna Kapp ... Has three younger siblings, Daryl, Lydia and Joel ... Enrolled in international studies ...



Melissa Markowski

Setter • 5-9
Freshman
Glen Ellyn, Illinois
St. Francis High School

3

Will compete for starting setter duties ... An intense player who works hard ... A fluid setter ... Possesses a great court presence ... Will add depth ... An incredible student-athlete ...

High School: Attended St. Francis High School where she lettered two times for Coach Peg Kopec ... Garnered first-team all-state and *Chicago Tribune* second-team all-state honors her senior season ... Named 2001 conference player

of the year ... St. Francis team MVP ... A National Merit Semi-Finalist ... Played for Sports Performance VBC ...

Personal: Melissa Marie Markowski was born on November 22, 1983 in Milwaukee, WI ... Is the daughter of Paul and Kerry Markowski ... Has an older sister, Megan, who plays volleyball for Marquette, as well as a younger sister and brother, Lauren and Brendan ... Enrolled in biology/pre-med.



Colette Ramirez

Middle Blocker • 6-0
Freshman
Valencia, California
Hart High School

8

A quality scholar-athlete ... Is also a very gifted athlete ... Will compete for time at the middle blocker position right away ... A very hard worker with a great attitude ... Is young to the sport but has played on a very competitive level ... Could help the team immediately ...

High School: Attended Hart High School, where she competed for Coach Shannon Martin ... Was a four-time scholar-athlete award winner, earning two varsity letters in volleyball ...

Led her team to an undefeated season and league championship as a junior ... Garnered second-team all-Valley honors her junior and senior years ... Earned two letters in track & field, qualifying for the CIF meet in the 200, 400, 4x100, high jump and shot put ... Played for Santa Monica Beach Club ...

Personal: Colette Lee Ramirez was born June 19, 1984 in Fresno, CA ... Is the daughter of Gilbert and Traci Ramirez ... Is enrolled in business.

WHAT IS A HOKIE?

That's the most often-asked question in Virginia Tech athletics. The answer leads all the way back to 1896 when Virginia Agricultural and Mechanical College changed its name to Virginia Polytechnic Institute. With the change came the necessity for writing a new cheer and a contest for such a purpose was held by the student body.

Senior O.M. Stull won first prize for his "Hokie" yell which still is used today. Later, when asked if "Hokie" had any meaning to it, Stull explained the word was solely the product of his imagination and was only used as an attention-getter for his yell.

It soon became a nickname for all Tech teams and for those people loyal to Tech athletics.



*The HokieBird —
Tech's lovable
mascot.*

Television/Radio Picture Page



Greg Smith
Head Coach
Third Season
22-35 Record



Blythe Moorhouse
Assistant Coach
Third Season



Justin Micomonaco
G.A. Coach
Second Season



Cheryl Stinson
#1 • MB • Sr
Ottawa, Ontario



Kaitlin McPeak
#2 • DS • So.
Pittsburgh, Pa.



Melissa Markowski
#3 • S • Fr
Glen Ellyn, Ill.



Elisabeth Kapp
#4 • MB • Fr
Aurora, Colo.



Erin Brugger
#5 • OH • Fr.
Clifton, Va.



Ana Lang
#7 • OH • Sr.
Cuba, N.Y.



Colette Ramirez
#8 • MB • Fr.
Valencia, Calif.



Jenny Hill
#9 • RS • Jr.
Holland, Mich.



Ashley Bayer
#10 • DS/OH • Fr
Corona del Mar, Calif.



Kelli O'Dell
#11 • S • Jr.
Kingwood, Texas



Jamie Meyer
#13 • RS • Sr.
Fort Wayne, Ind.



Annie Spicer
#14 • OH • So.
Barrington, Ill.



Ashlee Mennen
#15 • DS/S • So.
Frankfort, Ind.



Emily Smith
#16 • OH • So.
Downers Grove, Ind.



Sarah Rogers
#21 • MB • Sr.
Marietta, Ga.



2002 Opponents

<p>AKRON</p> <p>Location Akron, Ohio Nickname Zips Colors Blue and Gold Facility Rhodes Arena Conference Mid-American Head Coach Mike Sweitzer 2001 Record 17-9 Volleyball SID Meg Palubicki SID Phone (330) 972-8318 E-mail mp29@uakron.edu</p>	<p>COASTAL CAROLINA</p> <p>Location Conway, S.C. Nickname Lady Chanticleers Colors .. Green, Bronze and Black Facility Kimbel Arena Conference Big South Head Coach Kristen Baur 2001 Record 10-20 Volleyball SID Mike MacDonald SID Phone (843) 349-2840 E-mail .. mmaccona@coastal.edu</p>	<p>MIAMI</p> <p>Location Coral Gables, Fla. Nickname Hurricanes Colors Orange, Green & White Facility Knight Complex Conference BIG EAST Head Coach Nicole Lantagne 2001 Record 17-7 Volleyball SID David Cruz SID Phone (305) 284-3244 E-mail dcruz@miami.edu</p>	<p>RADFORD</p> <p>Location Radford, Va. Nickname Highlanders Colors Red and White Facility Dedmon Center Conference Big South Head Coach Chad Callihan 2001 Record 24-7 Volleyball SID Aaron Barter SID Phone (540) 831-5211 E-mail atbarter@radford.edu</p>	<p>TENNESSEE</p> <p>Location Knoxville, Tenn. Nickname Lady Vols Colors Orange and White Facility Stokely Athletic Center Conference Southeastern Head Coach Rob Patrick 2001 Record 16-11 Volleyball SID Matt Freed SID Phone (865) 974-4275 E-mail mfreed@utk.edu</p>
<p>APPALACHIAN STATE</p> <p>Location Boone, N.C. Nickname Mountaineers Colors Black and Gold Facility Holmes Conv. Center Conference Southern Head Coach Chris Redding 2001 Record 4-25 Volleyball SID John Butts SID Phone (828) 262-2845 E-mail buttsjd@appstate.edu</p>	<p>CONNECTICUT</p> <p>Location Storrs, Conn. Nickname UConn, Huskies Colors Blue and White Facility Gampel Pavilion Conference BIG EAST Head Coach Kelli Myers 2001 Record 21-7 Volleyball SID Brook Brenanburger SID Phone (860) 486-3531 E-mail TBA</p>	<p>NOTRE DAME</p> <p>Location Notre Dame, Ind. Nickname Fighting Irish Colors Gold and Blue Facility Joyce Center Conference BIG EAST Head Coach Debbie Brown 2001 Record 22-7 Volleyball SID Alan Wasielewski SID Phone (219) 631-7516 E-mail wasielewski.3@nd.edu</p>	<p>ROBERT MORRIS</p> <p>Location Moon Township, Pa. Nickname Colonials Colors Blue and White Facility Charles L. Sewall Center Conference Northeast Head Coach Timothy Horsmon 2001 Record 30-7 Volleyball SID Elizabeth Smith SID Phone (412) 262-8314 E-mail TBA</p>	<p>TCU</p> <p>Location Fort Worth, Texas Nickname Horned Frogs Colors Purple and White Facility Daniel-Meyer Coliseum Conference Conference USA Head Coach Prentice Lewis 2001 Record 7-21 Volleyball SID Ryan Chambers SID Phone (817) 257-5367 E-mail r.chambers@tcu.edu</p>
<p>AUBURN</p> <p>Location Auburn, Ala. Nickname Tigers Colors Burnt Orange and Navy Facility Student Activities Center Conference Southeastern Head Coach Laura Farina 2001 Record 1-26 Volleyball SID Mendy Nestor SID Phone (334) 844-9900 E-mail nestome@auburn.edu</p>	<p>GEORGETOWN</p> <p>Location Washington, D.C. Nickname Hoyas Colors Blue and Gray Facility McDonough Gym Conference BIG EAST Head Coach Li Liu 2001 Record 17-8 Volleyball SID Renee Carter SID Phone (202) 687-2492 E-mail .. constanr@georgetown.edu</p>	<p>OAKLAND</p> <p>Location Rochester, Mich. Nickname Golden Grizzlies Colors Black, Gold and White Facility Athletics Center 'O'rena Conference Mid-Continent Head Coach Mark Ridley 2001 Record 6-22 Volleyball SID TBA SID Phone (248) 370-3123 E-mail TBA</p>	<p>RUTGERS</p> <p>Location New Brunswick, N.J. Nickname Scarlet Knights Color Scarlet Facility College Avenue Gym Conference BIG EAST Head Coach Ann Leonard-House 2001 Record 17-6 Volleyball SID Kirk Reed SID Phone (732) 445-4200 E-mail .. kreed@scarletknights.com</p>	<p>VILLANOVA</p> <p>Location Villanova, Pa. Nickname Wildcats Colors Blue and White Facility Nevin Field House Conference BIG EAST Head Coach Allison Keeley 2001 Record 7-19 Volleyball SID Lauren Pellicane SID Phone (610) 519-5927 E-mail ... lauren.pellicane@villanova.edu</p>
<p>BOSTON COLLEGE</p> <p>Location Chestnut Hill, Mass. Nickname Eagles Colors Maroon and Gold Facility Power Gym Conference BIG EAST Head Coach Jackie Hadel 2001 Record 18-11 Volleyball SID Cristen Redcker SID Phone (617) 552-3004 E-mail redcker@bc.edu</p>	<p>GEORGIA</p> <p>Location Athens, Ga. Nickname Bulldogs Colors Red and Black Facility Ramsey Center Conference Southeastern Head Coach Mary Buczec 2001 Record 11-14 Volleyball SID Tyler Sabo SID Phone (706) 542-1621 E-mail tyler@sports.uga.edu</p>	<p>OHIO UNIVERSITY</p> <p>Location Athens, Ohio Nickname Bobcats Colors Hunter Green and White Facility The Convocation Center Conference Mid-American Head Coach Mike Lessinger 2001 Record 11-16 Volleyball SID TBA SID Phone (740) 593-0054 E-mail TBA</p>	<p>ST. JOHN'S</p> <p>Location Jamaica, N.Y. Nickname Red Storm Colors Red and White Facility Alumni Hall Conference BIG EAST Head Coach Joanne Persico-Smith 2001 Record 18-9 Volleyball SID Allison Rubin SID Phone (718) 990-1522 E-mail rubina@stjohns.edu</p>	<p>VIRGINIA</p> <p>Location Charlottesville, Va. Nickname Cavaliers Colors Navy and Orange Facility University Hall Conference Atlantic Coast Head Coach M. Aldrich Shelton 2001 Record 9-18 Volleyball SID Bill Hurd SID Phone (434) 982-5500 E-mail wlh4q@virginia.edu</p>
<p>CHARLOTTE</p> <p>Location Charlotte, N.C. Nickname 49ers Colors Green and White Facility Halton Arena Conference Conference USA Head Coach Lisa Marston 2001 Record 15-15 Volleyball SID Fisher Beasley SID Phone (704) 687-6312 E-mail ... fbeasley@email.uncc.edu</p>	<p>JAMES MADISON</p> <p>Location Harrisonburg, Va. Nickname Dukes Colors Purple and Gold Facility Sinclair Gymnasium Conference Colonial Head Coach Disa Garner 2001 Record 10-14 Volleyball SID Curt Dudley SID Phone (540) 568-6154 E-mail dudleycm@jmu.edu</p>	<p>PITTSBURGH</p> <p>Location Pittsburgh, Pa. Nickname Panthers Colors Blue and Gold Facility Fitzgerald Field House Conference BIG EAST Head Coach Chris Beerman 2001 Record 11-16 Volleyball SID Brad Cuprik SID Phone (412) 648-1018 E-mail .. bcuprik@athletics.pitt.edu</p>	<p>SETON HALL</p> <p>Location South Orange, N.J. Nickname Pirates Colors Blue and White Facility Walsh Gymnasium Conference BIG EAST Head Coach Rich Pickrell 2001 Record 13-12 Volleyball SID Christopher Morgan SID Phone (973) 761-9493 E-mail TBA</p>	<p>WAKE FOREST</p> <p>Location Winston-Salem, N.C. Nickname Demon Deacons Colors Old Gold and Black Facility Reynolds Gym Conference Atlantic Coast Head Coach Valorie Baker 2001 Record 20-11 Volleyball SID Bill Newton SID Phone (336) 758-5640 E-mail newtonwe@wfu.edu</p>
<p>CLEMSON</p> <p>Location Clemson, S.C. Nickname Tigers Colors ... Burnt Orange and Purple Facility Jervey Gymnasium Conference Atlantic Coast Head Coach Jolene Jordan Hoover 2001 Record 11-17 Volleyball SID Anne Miller SID Phone (864) 656-1920 E-mail miller7@clemson.edu</p>	<p>LIBERTY</p> <p>Location Lynchburg, Va. Nickname Lady Flames Colors Red, White and Blue Facility Vines Center Conference Big South Head Coach Chris Phillips 2001 Record 21-11 Volleyball SID Stephen Hinkel SID Phone (434) 582-2292 E-mail smhinkel@liberty.edu</p>	<p>PROVIDENCE</p> <p>Location Providence, R.I. Nickname Friars Colors Black and White Facility Alumni Hall Conference BIG EAST Head Coach Margot Royer 2001 Record 6-20 Volleyball SID John Dolan SID Phone (401) 865-2201 E-mail TBA</p>	<p>SYRACUSE</p> <p>Location Syracuse, N.Y. Nickname Orangewomen Color Orange Facility Manley Field House Conference BIG EAST Head Coach Jing Pu 2001 Record 14-13 Volleyball SID Amy Ruggini SID Phone (315) 443-2608 E-mail aruggini@syr.edu</p>	<p>WEST VIRGINIA</p> <p>Location Morgantown, W.Va. Nickname Mountaineers Colors Old Gold and Blue Facility WVU Coliseum Conference BIG EAST Head Coach Veronica Hammersmith 2001 Record 8-20 Volleyball SID Megan Wilson SID Phone (304) 293-2821 E-mail ... MegWilsonWVU@hotmail.com</p>

2001 Review

Hokies make good showing first time through in BIG EAST

The Virginia Tech volleyball team endured a season of ups and downs in its first year in the BIG EAST, ending with an overall record of 9-19, 5-7 in conference play. While it is often said that you can't judge a book by its cover, it's fair to say that you can't judge the Hokies by their final record.

Many bright spots emerged from the 2001 season, including a respectable showing in the BIG EAST, a record-breaking season for one Hokie and the emergence of several young players who are sure to be the future of Tech volleyball.

Two of the brightest spots for the Hokies were the play of true freshman Annie Spicer and returning starter Cheryl Stinson. Spicer led Tech in kills, kills per game, digs and service aces. Stinson, who broke two school records against West Virginia and Providence, also collected 116 blocks in the season, good for 10th in Tech history, and moved into sixth place in career blocks with 306.

For their outstanding performances, Stinson garnered All-BIG EAST second-team honors while Spicer was named All-BIG EAST honorable mention. Tech was the only team in the BIG EAST to finish with a losing conference record and have two players receive year-end honors.

Stinson was also named to the VaSID all-state first team for her remarkable season.

The season itself began on a high note for the Hokies with a win against Gardner-Webb in the Western Carolina Catamount Clash II Tournament. Tech stumbled in the next two matches, losing to Evansville in four games and the host Catamounts in three. Sarah Rogers was the lone Hokie selected to the all-tournament team.

The Hokies stayed on the road, traveling to arch-rival Virginia where they dropped a heartbreaker, 3-1.

Tech made its home debut in the Hokie/Mizuno Classic, beating both UMBC and East Carolina in three straight before falling in the championship game to the Akron Zips, 3-0. Rogers was again named to the all-tournament team, along with Ana Lang.

The Hokies were scheduled to go on the road, but a match at Radford was rescheduled while the University of Michigan's Pepsi Challenge was cancelled due to the tragic events of Sept. 11. When play resumed, Tech fell to Liberty, 3-0.

Conference play began for the Hokies with road trips to St. John's and Seton Hall. Tech stretched both teams to the limit,

dropping a nail-biter to the Red Storm, 3-2, and falling to the Pirates, 3-1.

The Hokies headed to South Bend, Ind., where they lost to the No. 24 Fighting Irish of Notre Dame, 3-0. Finishing the road trip in upstate N.Y., Tech fell to Syracuse in three.

The Hokies began the month of October on a high note, getting their first two BIG EAST wins against West Virginia and Pittsburgh at home. West Virginia forced Tech to five games but the Hokies escaped with the win. In that match, Cheryl Stinson broke a Tech record with 17 block assists. The Hokies shined again two days later as Stinson's 22 kills led Tech to a 3-1 win against the Panthers.

The home win streak came to an end when Radford defeated the Hokies in three. Showing its resilience, Tech rebounded with a 3-0 win over conference opponent Providence. In that game, Stinson broke another Hokie record, registering a .846 hitting percentage with 11 kills on 13 attempts with no errors.

The Hokies finished the month with road trips to Tennessee, James Madison, Radford, Liberty, Villanova and Rutgers. Tech

lost to Radford in three but managed to push SEC powerhouse Tennessee, in-state rival Liberty and BIG EAST foe Rutgers to four games each. The Hokies defeated Villanova in three as Annie Spicer registered two personal records with 20 kills and a .444 hitting percentage. In the 3-2 win over JMU, Stinson, Spicer, Holly Disser and Jenny Hill, all tallied double-digit kills.


The Hokies returned to Cassell Coliseum where Lang and Stinson registered double-doubles to give Tech a big win over Boston College. The victory drew their conference record to an even 5-5 but the Hokies saw their hopes of going to the BIG EAST tournament dashed with a 3-1 loss to UConn.

The Hokies finished their season on the road. After falling to Georgetown and George Mason, Tech headed to Orlando, Fla., to face the seventh-ranked Florida Gators

and LSU in the University of Florida Conference Challenge. Despite dropping both matches, Lang was named to the all-tournament team.

In its inaugural season in the BIG EAST, Tech faced fierce competition, including two nationally-ranked opponents and three others that ranked in the top 10 of the Northeast Region.

With a year of experience under their belts, all six starters and 10 letterwinners returning for the 2002 campaign, Tech looks to make another big impact on the BIG EAST in its second go-round.



Ana Lang came back from an injured shoulder in 2000 to post big numbers for the Hokies in 2001. She was third on the team in kills last season.

2001 Statistics & Results

2001 Overall Statistics

Overall Record: 9-19

No.	Hokies	GP/MP	K	K/GM	E	ATT	PCT.	A	SA	SE	RE	DIG	BS	BA	BE	BHE
8	JEFFERS, Elizabeth	9/7	1	0.10	0	1	1.000	0	2	2	2	16	0	0	0	0
17	QUINN, Jess	27/12	3	0.11	0	5	.600	1	3	3	5	43	0	0	0	0
1	STINSON, Cheryl	92/28	244	2.65	79	522	.316	9	25	14	8	172	20	96	11	2
21	ROGERS, Sarah	73/27	141	1.93	53	382	.230	4	0	6	1	15	9	40	12	2
6	SHUBAT, Christine	51/21	87	1.71	33	236	.229	3	0	0	0	9	4	31	7	0
3	DISSER, Holly	59/21	190	3.22	82	544	.199	14	14	19	14	148	0	19	6	3
14	SPICER, Annie	88/28	290	3.30	160	732	.178	16	38	70	50	202	3	26	8	2
9	HILL, Jenny	55/21	74	1.35	46	206	.136	15	10	22	2	39	1	35	13	2
13	MEYER, Jamie	25/14	34	1.36	22	94	.128	4	3	10	3	13	1	13	2	5
7	LANG, Ana	72/25	191	2.65	113	636	.123	8	8	12	26	194	3	15	2	3
11	O'DELL, Kelli	67/21	40	0.60	28	140	.086	717	10	28	2	123	2	29	6	28
16	SMITH, Emily	95/28	70	0.74	55	263	.057	30	11	25	24	194	4	29	3	1
4	COLLINS, Renee	38/14	11	0.29	10	36	.028	425	2	8	2	62	1	10	2	18
15	MENNEN, Ashlee	30/12	1	0.03	1	5	.000	2	1	2	5	23	0	0	0	0
5	AMOS, Kim	8/6	1	0.12	1	3	.000	2	1	1	0	8	0	0	0	0
2	McPEAK, Kaitlin	81/26	3	0.04	9	28	-.214	5	17	18	25	122	0	1	0	3
	TEAM										32					
	VIRGINIA TECH	99/28	1381	13.95	694	3835	.179	1260	145	240	201	1383	48	344	72	69
	Opponents	99/28	1440	14.55	648	3784	.209	1292	201	226	145	1461	64	306	56	49

2001 Results

Date	Opponent	Result	Match Scores	Date	Opponent	Result	Match Scores
Aug. 31	vs Gardner-Webb #	W, 3-0	30-23, 30-16, 30-20	Oct. 19	at James Madison	W, 3-2	25-30, 30-21, 30-21, 21-30, 15-11
Sept. 1	vs Evansville #	L, 1-3	27-30, 27-30, 40-38, 23-30	Oct. 20	at Radford	L, 0-3	25-30, 20-30, 29-31
Sept. 1	at Western Carolina #	L, 0-3	22-30, 12-30, 20-30	Oct. 23	at Liberty	L, 1-3	29-31, 30-24, 24-30, 24-30
Sept. 4	at Virginia	L, 1-3	30-28, 27-30, 28-30, 27-30	Oct. 27	at Villanova *	W, 3-0	30-24, 30-28, 30-22
Sept. 7	Md.-Balt. County †	W, 3-0	30-18, 30-21, 30-19	Oct. 28	at Rutgers *	L, 1-3	22-30, 29-31, 31-29, 17-30
Sept. 7	East Carolina †	W, 3-0	30-28, 30-27, 30-23	Nov. 2	Boston College *	W, 3-0	30-21, 30-24, 30-23
Sept. 8	Akron †	L, 0-3	21-30, 28-30, 23-30	Nov. 4	Connecticut *	L, 1-3	30-22, 21-30, 16-30, 22-30
Sept. 18	Liberty	L, 0-3	27-30, 22-30, 15-30	Nov. 10	at Georgetown *	L, 0-3	21-30, 18-30, 31-33
Sept. 21	at St. John's *	L, 2-3	28-30, 30-21, 30-21, 27-30, 7-15	Nov. 11	at George Mason	L, 0-3	21-30, 26-30, 24-30
Sept. 23	at Seton Hall *	L, 1-3	28-30, 21-30, 31-29, 23-30	Nov. 23	vs Florida ‡	L, 0-3	18-30, 17-30, 15-30
Sept. 28	at Notre Dame *	L, 0-3	25-30, 16-30, 27-30	Nov. 24	vs Louisiana State ‡	L, 1-3	26-30, 30-27, 17-30, 27-30
Sept. 30	at Syracuse *	L, 0-3	27-30, 25-30, 25-30				
Oct. 5	West Virginia *	W, 3-2	30-24, 25-30, 30-21, 25-30, 15-4				
Oct. 7	Pittsburgh *	W, 3-1	30-21, 24-30, 30-25, 30-26				
Oct. 10	Radford	L, 0-3	24-30, 22-30, 22-30				
Oct. 14	Providence *	W, 3-0	30-28, 30-20, 30-28				
Oct. 16	at Tennessee	L, 1-3	23-30, 30-25, 20-30, 15-30				

- Catamount Clash at Cullowhee, North Carolina
 † - Hokie Classic at Blacksburg, Virginia
 ‡ - Florida Conference Challenge at Orlando, Florida
 * - BIG EAST Conference match

2001 Superlatives

Record in:

Three-game Matches	6-10
Four-game Matches	1-8
Five-game Matches	2-1

Team Highs:

Kills	71, vs. Pittsburgh (10-7-01)
Attempts	185, vs. Evansville (9-1-01)
Percentage	.326, vs. Villanova (10-27-01)
Assists	64, vs. Pittsburgh (10-7-01)
Service Aces	12, vs. W. Va. (10-5-01) & St. John's (9-21-01)
Digs	72, vs. West Virginia (10-5-01)
Blocks	22.0, vs. West Virginia (10-5-01)

Individual Highs:

Kills (3 games)	20, Annie Spicer vs. Villanova (10-27-01)
Kills (4 games)	22, Cheryl Stinson vs. Pittsburgh (10-7-01)
Kills (5 games)	15, Holly Disser vs. West Virginia (10-5-01)
Attempts	54, Ana Lang vs. Evansville (9-1-01)
Percentage	.846, Cheryl Stinson vs. Providence (10-14-01)
Assists	60, Renee Collins vs. Pittsburgh (10-7-01)
Service Aces	6, Annie Spicer vs. St. John's (9-21-01)
Digs	19, Cheryl Stinson vs. West Virginia (10-5-01) and Ana Lang vs. Providence (10-14-01)
Blocks Solos	4, Cheryl Stinson vs. St. John's (9-21-01)
Block Assists	17, Cheryl Stinson vs. West Virginia (10-5-01)
Total Blocks	17, Cheryl Stinson vs. West Virginia (10-5-01)

Single Season/Career Records

Kills

Match	
1. Lisa Pikalek vs. Southern Miss 11/7/92	38
2. Lisa Pikalek vs. Tulane 10/14/89	37
Lisa Pikalek vs. Furman 9/14/91	37
4. Lisa Pikalek vs. Tulane 11/6/92	35
Lisa Pikalek vs. Liberty 11/10/92	35
6. Heather Berglund vs. Tulane 10/26/91	31
7. Lisa Pikalek vs. Appalachian St. 9/15/92	30
8. Lisa Pikalek vs. Radford 10/2/90	29
9. Lisa Pikalek vs. Charlotte 10/20/92	27
Lisa Pikalek vs. Ala.-Birmingham 11/14/92	27
Rachel Julian vs. Xavier 11/1/97	27
Holly Disser vs. Northern Illinois 9-4-99	27

Season	
1. Lisa Pikalek (1992)	653
2. Elizabeth Willson (1989)	593
3. Lisa Pikalek (1991)	588
4. Lisa Pikalek (1990)	530
5. Lisa Pikalek (1989)	499
6. Heather Berglund (1991)	498
7. Julie Neely (1986)	480
8. Heather Berglund (1992)	465
9. Elizabeth Willson (1988)	434
10. Heather Berglund (1993)	431

Career	
1. Lisa Pikalek (1989-92)	2,270
2. Heather Berglund (1990-93)	1,650
3. Elizabeth Willson (1986-89)	1,447
4. Jennifer Schmidt (1992-95)	1,283
5. Rachel Julian (1996-99)	1,179
6. Corrie Bundy (1995-98)	1,149
7. Jenni McFadden (1991-94)	903
8. Megan Barnes (1994-97)	893
9. Terrie Zubert (1994-97)	890
10. Holly Disser (1998-01)	878

In 2001, the NCAA approved a rule change implementing a 30-point, rally-scoring system in each game. Any records from 2001 reflect this change in the scoring.

In Record Section: current Tech players in ALL CAPS



Lisa Pikalek, the only Tech volleyball player to have her jersey retired, recorded 2,270 career kills.


Kills Per Game

Season	
1. Lisa Pikalek (1992)	4.77
2. Lisa Pikalek (1991)	4.57
3. Elizabeth Willson (1989)	4.49
4. Lisa Pikalek (1991)	4.46
5. Corrie Bundy (1998)	4.21

Career	
1. Lisa Pikalek (1989-92)	4.39
2. Elizabeth Willson (1986-89)	3.39
3. Julie Neely (1986-87)	3.31
4. Heather Berglund (1990-93)	3.24
5. Holly Disser (1998-01)	3.10

Games Played

Career	
1. Lisa Pikalek (1989-92)	517
2. Jenni McFadden (1991-94)	500
3. Heather Berglund (1990-93)	497
4. Kelli Craven (1988-91)	496
5. Amanda Yelsh (1991-94)	489
6. Jennifer Schmidt (1992-95)	483
7. Kelly Chambliss (1988-92)	461
8. Hilary Love (1992-95)	456
9. Elizabeth Willson (1986-89)	436
10. Meredith Braine (1995-1998)	428



Elizabeth Willson set a Tech record for service aces in a season with 69 in 1989.

Hitting Percentage

Match (Min. 10 attempts)	
1. CHERYL STINSON (11-0-13) vs. Prov. 10/14/01	.846
2. Amanda Yelsh (11-0-14) vs. Liberty 9/6/94	.786
2. Terrie Zubert (11-1-13) vs. Radford 10/2/94	.769
3. Kerry Majewski (13-1-16) vs. La Salle 11/6/98	.750
4. Jennifer Schmidt (21-1-27) vs. VCU 11/20/92	.741

Season	
1. Julie Neely (1986)	.357
2. CHERYL STINSON (2001)	.316
3. CHERYL STINSON (2000)	.282
4. Corrie Bundy (1998)	.272
5. CHERYL STINSON (1999)	.260

Career	
1. Julie Neely (1986-87)	.310
2. CHERYL STINSON (1999-present)	.286
2. Karen Crawford (1986-88)	.242
3. Elizabeth Willson (1986-89)	.238
4. Lisa Pikalek (1989-92)	.235

Single Season/Career Records



Kelli O'Dell set the school record for assists in a match when she dished out 86 against Liberty in the 2000 season.

Service Aces

Season		Career		
1.	Elizabeth Willson (1989)	69	1. Lisa Pikalek (1989-92)	196
2.	Jill Motley (1986)	65	2. Terrie Zubert (1994-97)	181
3.	Mary Ramsey (1986)	62	3. Jenni McFadden (1991-94)	157
4.	Kelli Craven (1991)	60	4. Elizabeth Willson (1986-89)	148
	Terrie Zubert (1994)	60	5. Kelli Craven (1988-91)	139
6.	Sonya Adams (1986)	57	Heather Berglund (1990-93)	139
7.	Lisa Pikalek (1990)	56	7. Kelly Chambliss (1988-92)	129
8.	Karen Crawford (1986)	55	8. Hilary Love (1992-95)	119
9.	Terri Pedrotti (1989)	53	9. Jennifer Topolewski (1987-90)	112
	Lisa Pikalek (1991)	53	10. Jill Motley (1986-88)	105
			Laura Hanner (1993-97)	105

Assists


Match		Season		Career		
1.	KELLI O'DELL VS. LIBERTY 10/17/00	86	1. Kelly Chambliss (1992)	1,698	1. Kelli Craven (1988-91)	4,765
2.	Britton Julian vs. Northern Illinois 9/4/99	79	2. Kelli Craven (1991)	1,533	3. Britton Julian (1996-99)	4,007
3.	Kelly Chambliss vs. Radford 10/2/90	77	3. Kelli Craven (1989)	1,334	3. Laura Hanner (1993-97)	3,190
4.	Kelly Chambliss vs. Southern Miss 11/7/92	76	4. Jill Motley (1986)	1,333	4. Kelly Chambliss (1988-92)	2,207
5.	Kelli Craven vs. Tulane 10/14/89	72	5. Britton Julian (1998)	1,248	5. Jill Motley (1986-87)	1,930
	KELLI O'DELL VS. TENNESSEE 9/26/00	72				

Digs

Match		Season		Career		
1.	Heather Berglund vs. W. Ky. 10/30/92	32	1. Heather Berglund (1992)	514	1. Heather Berglund (1990-93)	1,710
2.	Heather Berglund vs. Tulane 11/6/92	29	2. Heather Berglund (1991)	491	2. Lisa Pikalek (1989-92)	1,591
3.	Meredith Braine vs. G. Wash. 11/21/98	28	3. Lisa Pikalek (1992)	488	3. Meredith Braine (1995-98)	1,241
	Lisa Pikalek vs. Tulane 10/14/89	28	4. Heather Berglund (1993)	444	4. Terrie Zubert (1994-97)	1,170
	Jenni McFadden vs. S. Florida 10/14/94	28	5. Terrie Zubert (1994)	418	5. Jenni McFadden (1991-94)	1,150
6.	Heather Berglund vs. Marshall 9/24/91	27	6. Lisa Pikalek (1991)	403	6. Rachel Julian (1996-99)	1,105
	Rachel Julian vs. Dayton 11/13/99	27	7. Meredith Braine (1998)	373	7. Amanda Yelsh (1991-94)	1,012
8.	Jennifer Schmidt vs. S. Florida 10/14/94	26	8. Lisa Pikalek (1989)	359	8. Hilary Love (1992-95)	928
9.	Lisa Pikalek vs. U.C. Irvine 9/13/89	25	9. Meredith Braine (1997)	358	9. Laura Hanner (1993-97)	915
	Heather Berglund vs. Akron 10/4/91	25	10. Terrie Zubert (1995)	357	10. Elizabeth Willson (1986-89)	896
	Holly Disser vs. Fordham 10/23/99	25				

Blocks

	Season				Career				
	S	A	Total		S	A	Total		
1.	Julie Neely (1986)	80	87	167	1.	Jennifer Schmidt (1992-95)	121	373	494
2.	Jennifer Schmidt (1992)	39	108	147	2.	Corrie Bundy (1995-98)	69	322	391
3.	Megan Barnes (1995)	39	99	138		Megan Barnes (1994-97)	102	289	391
4.	Julie Neely (1987)	42	94	136	4.	Krissy Tschirret (1988-91)	139	193	332
5.	Krissy Tschirret (1991)	42	86	128	5.	Jenni McFadden (1991-94)	68	245	313
6.	Michelle Bain (1988)	55	71	126	6.	CHERYL STINSON (1999-present)	54	252	306
7.	Jennifer Schmidt (1993)	36	88	124	7.	Julie Neely (1986-87)	122	181	303
8.	Corrie Bundy (1998)	24	99	123	8.	Amanda Yelsh (1991-94)	38	225	263
9.	Megan Barnes (1994)	26	91	117		Christine Shubat (1998-01)	32	231	263
10.	CHERYL STINSON (2001)	20	96	116	10.	Britton Julian (1996-99)	39	223	262



Cheryl Stinson set a new Tech record last year with 17 total blocks against West Virginia.

Team/Individual Records

Team

Season

WINS	36 (1982)
WINNING PERCENTAGE703 (1992)
KILLS	2,079 (1992)
ATTEMPTS	5,437 (1992)
PERCENTAGE261 (1986)
KILLS PER GAME	16.03 (1998)
ASSISTS	1,856 (1992)
SERVICE ACES	341 (1989)
DIGS	2,463 (1992)
BLOCK SOLOS	166 (1989)
BLOCK ASSISTS	442 (1998)
TOTAL BLOCKS	303.5 (1992)
MATCHES PLAYED	56 (1982)
GAMES PLAYED	143 (1991)

Match

KILLS	97, twice, last vs. Northern Illinois (9/4/99)
ATTEMPTS	272 vs. Southern Mississippi (11/7/92)
PERCENTAGE688 [24-2-32] vs. Coppin State (9/12/98)
ASSISTS	90 vs. Liberty (10-17-00)
SERVICE ACES	22 vs. Davidson (9/8/89)
DIGS	143 vs. South Florida (10/14/94)
BLOCK SOLOS	13, twice, last vs. ST. JOHN'S (9/21/01)
BLOCKS ASSISTS	42, vs. WEST VIRGINIA (10/5/01)
TOTAL BLOCKS	22, twice, last vs. WEST VIRGINIA (10/5/01)

Cassell Coliseum

KILLS	97, twice, last vs. Northern Illinois (9/4/99)
ATTEMPTS	272 vs. Southern Mississippi (11/7/92)
PERCENTAGE688 [24-2-32] vs. Coppin State (9/12/98)
ASSISTS	89 vs. Northern Illinois (9/4/99)
SERVICE ACES	16 vs. Marshall (10/20/89)
DIGS	143 vs. South Florida (10/14/94)
BLOCK SOLOS	13 vs. Tulane (10/14/89)
BLOCKS ASSISTS	42, vs. WEST VIRGINIA (10/5/01)
TOTAL BLOCKS	22, vs. WEST VIRGINIA (10/5/01)

Individual

Season

KILLS: 653, Lisa Pikalek (1992)
ATTEMPTS: 1,660, Lisa Pikalek (1992)
PERCENTAGE: .357, Julie Neely (1986)
KILLS PER GAME: 4.77, Lisa Pikalek (1992)
ASSISTS: 1,698, Kelly Chambliss (1992)
SERVICE ACES: 69, Elizabeth Willson (1989)
DIGS: 514, Heather Berglund (1992)
BLOCK SOLOS: 80, Julie Neely (1986)
BLOCK ASSISTS: 108, Jennifer Schmidt (1992)
TOTAL BLOCKS: 167, Julie Neely (1986)
GAMES PLAYED: 143, Kelli Craven & Heather Berglund (1991)

Match

KILLS: 38, Lisa Pikalek vs. Southern Mississippi (11/7/92)
ATTEMPTS: 96, Lisa Pikalek vs. Southern Mississippi (11/7/92)
PERCENTAGE: .846, C. STINSON VS. PROVIDENCE (10/14/01)
ASSISTS: 86, KELLI O'DELL VS. LIBERTY (10/17/00)
SERVICE ACES: 9, Lisa Pikalek vs. Georgia Tech (11/9/90)
DIGS: 32, Heather Berglund vs. Western Kentucky (10/30/92)
BLOCK SOLOS: 7, Cari Kammerer vs. Appalachian St. (9/11/90)
BLOCK ASSISTS: 17, CHERYL STINSON VS. W. VA (10/5/01)
TOTAL BLOCKS: 17, CHERYL STINSON VS. W. VA (10/5/01)

Cassell Coliseum

KILLS: 38, Lisa Pikalek vs. Southern Mississippi (11/7/92)
ATTEMPTS: 96, Lisa Pikalek vs. Southern Mississippi (11/7/92)
PERCENTAGE: .846, C. STINSON VS. PROVIDENCE (10/14/01)
ASSISTS: 79, Britton Julian vs. Northern Illinois (9/4/99)
SERVICE ACES: 5, Elizabeth Willson vs. Tulane (10/14/89), Rachel Julian vs. G.W. (10/25/97) & vs. Coppin State (9/12/98)
DIGS: 29, Heather Berglund vs. Tulane (11/6/92)
BLOCK SOLOS: 5, Krissy Tschirret vs. Tulane (10/14/89)
BLOCKS ASSISTS: 17, CHERYL STINSON VS. W. VA (10/5/01)
TOTAL BLOCKS: 17, CHERYL STINSON VS. W. VA (10/5/01)

Miscellaneous

Records and Streaks

Tech's all-time varsity record	462-402-3 (.535)
Home	217-94 (.698)
Away	113-164 (.408)
Neutral	132-154-3 (.462)
Versus Virginia Opponents	161-79-1 (.670)
Home vs. Virginia Opponents	82-23 (.781)
In Virginia	301-165 (.646)
In August	1-0 (1.000)
In September	154-133 (.537)
In October	204-149-3 (.577)
In November	84-109 (.435)
Season openers	11-14 (.440)
Longest winning streak	11, twice October 12, 1982 through October 19, 1982 September 26, 1992 through November 3, 1992
Longest losing streak	13 October 18, 1988 to September 2, 1989
Longest home winning streak	18 October 16, 1981 through September 27, 1983

Milestone Wins

- September 29, 1977, over Ferrum
- October 5, 1979, over UT-Chattanooga
- October 23, 1980, over Va Commonwealth
- October 15, 1981, over Guilford
- October 8, 1982, over Juniata
- November 3, 1983, over UNC Charlotte
- October 25, 1986, over South Alabama
- October 10, 1989, over James Madison
- November 8, 1991, over James Madison
- September 28, 1994, over E. Tennessee State
- September 20, 1997, over Fordham
- October 25, 2000, over Charlotte

In 2001, the NCAA approved a rule change implementing a 30-point, rally-scoring system in each game. Any records from 2001 reflect this change in the scoring.

Coaching Records

All-Time Coaches Records (by victories)

Coach	Years	Seasons	OVERALL		CONF.	
			W-L	Pct.	W-L	Pct.
John Pierce	1977-1990	14	274-243-3	.531	11-58	.159
Stephanie Hawbecker	1991-1999	9	165-134	.552	70-52	.625
Greg Smith	2000-present	2	22-35	.386	5-7	.417

All-Time Coaches Records (by winning percentage)

Coach	Years	Seasons	OVERALL		CONF.	
			W-L	Pct.	W-L	Pct.
Stephanie Hawbecker	1991-1999	9	165-134	.552	70-52	.625
John Pierce	1977-1990	14	274-243-3	.531	11-58	.159
Greg Smith	2000-present	2	22-35	.386	5-7	.417

History

All-Time Letterwinners

Current Tech players in ALL CAPS			
Adams, Sonya	1984, 1985, 1986	Hargrove, Anne	1984, 1985
Albregts, Lori	1979	HILL, JENNY	2001
Allen, Laura	1983	Horner, Joy	1989, 1990, 1991
Ames, Michelle	1989, 1990, 1991	Hruby, Michelle	1980, 1982
Amos, Kim	2001	Hubbard, Kate	1998, 1999
Arbuckle, Jennifer	1992, 1993, 1994, 1995	Jones, Pam	1977, 1978, 1979
Atkinson, Penny	1983, 1984	Julian, Britton	1996, 1997, 1998, 1999
Bain, Michelle	1988	Julian, Rachel	1996, 1997, 1998, 1999
Barnes, Megan	1994, 1995, 1996, 1997	Kammerer, Cari	1990, 1991
Bazilwich, Ann	1977, 1978	Koch, Nikki	1983, 1984, 1985
Beasley, Kerri	1996, 1997	Kuhn, Erika	1996, 1997, 1998
Belcher, Leigh	1989	Kwiatkowski, Michele	1981, 1982, 1983, 1985
Berglund, Heather	1990, 1991, 1992, 1993	Lahm, Candice	1998, 1999, 2000
Blower, Kathy	1980, 1981, 1982, 1983	LANG, ANA	2000, 2001
Braine, Meredith	1995, 1996, 1997, 1998	Lessman, Ginny	1980, 1981, 1982, 1983
Brisbin, Rachel	1990, 1991	Little, Wendy	1979, 1980, 1981, 1982
Bundy, Corrie	1995, 1996, 1997, 1998	Love, Hilary	1992, 1993, 1994, 1995
Cabaniss, Linda	1985	Majewski, Kerry	1995, 1996, 1997, 1998
Chambliss, Kelly	1988, 1989, 1990, 1992	Majkovicz, Terri	1985, 1986, 1987, 1988
Clarke, Cindy	1982, 1983	McFadden, Jenni	1991, 1992, 1993, 1994
Collins, Renee	1998, 2001	McGinnis, Ann	1983, 1984
Craven, Kelli	1988, 1989, 1990, 1991	McIntosh, Cara	1982
Crawford, Karen	1986, 1987, 1988	McNamara, Kerry	1984, 1985, 1986
Dannenber, Kelly	1978, 1979, 1980, 1981	McPEAK, KAITLIN	2001
Disser, Holly	1998, 1999, 2000, 2001	MENNEN, ASHLEE	2001
Drummond, Kristen	1993, 1994, 1995, 1996	MEYER, JAMIE	2000, 2001
Duben, Rachel	1982, 1983, 1984, 1985	Milan-Williams, Kristy	1997, 1999
Eder, Linda	1984, 1985, 1986, 1987	Motley, Jill	1985, 1986, 1987, 1988
Eppley, Chrys	1979, 1980, 1981	Munson, Cathy	1980
Foulkes, Tara	1978	Neely, Julie	1985, 1986, 1987
Graf, Suzanne	1987	Norse, Julie	1980
Hanner, Laura	1993, 1995, 1996, 1997	O'DELL, KELLI	2000, 2001
		Overbaugh, Lynn	1987, 1988
		Palm, Marie	1983, 1984, 1985
		Pedrotti, Terry	1989
		Pikalek, Lisa	1989, 1990, 1991, 1992
		QUINN, JESS	2001
		Ramsey, Caryn	1980, 1981, 1982
		Ramsey, Mary	1984, 1985, 1986, 1987
		Reeser, Janice	1980, 1981
		Reinert, Kristi	1991, 1992
		Richardson, Arney	1987, 1988
		ROGERS, SARAH	2000, 2001
		Sadler, Liz	1981, 1982, 1983
		Sadler, Sue	1984, 1986, 1987, 1988
		Schmidt, Jennifer	1992, 1993, 1994, 1995
		Schneider, Suzie	1993
		Shubat, Christine	1998, 1999, 2000, 2001
		Shumway, Dianne	1986, 1987, 1988
		Slade, Lynelle	1994, 1995, 1996, 1997
		SMITH, EMILY	2001
		Smith, Kelly	1984
		Smith, Stephanie	1991, 1992, 1993, 1994
		SPICER, ANNIE	2001
		STINSON, CHERYL	1999, 2000, 2001
		Streeter, Carol	1982, 1983, 1984, 1985
		Suggs, Allison	1997, 1999
		Szczepanski, Joanna	1977, 1978
		Topolewski, Jennifer	1987, 1988, 1989, 1990
		Tremel, Meredith	1990, 1991, 1992
		Tshirret, Krissy	1988, 1989, 1990, 1991
		Vlamings, Paula	1987, 1988
		Willson, Elizabeth	1986, 1987, 1988, 1989
		White, Mandy	1997, 1999
		Wright, Kristin	1997, 1998, 1999
		Yelsh, Amanda	1991, 1992, 1993, 1994
		Zubert, Terrie	1994, 1995, 1996, 1997

Year-By-Year

Year	Overall	PCT	Conference	PCT	Finish	Home	Away	Neutral	Won	Lost	For	Against	Coach
1977	15-14	.517	---	---	---	8-3	3-3	4-8	37	35	843	796	John Pierce
1978	8-12-2	.409	---	---	---	4-2	1-3	3-7-2	22	32	598	676	John Pierce
1979	12-21-1	.368	---	---	---	5-3	2-6	5-12-1	33	54	936	1057	John Pierce
1980	22-22	.500	0-6	.000	7th/7	7-2	6-6	9-14	60	55	1363	1333	John Pierce
1981	33-16	.673	0-5	.000	6th/6	10-2	8-4	15-10	78	45	1552	1325	John Pierce
1982	36-20	.643	1-5	.167	T5th/7	12-0	5-3	19-17	85	57	1842	1576	John Pierce
1983	28-14	.667	1-6	.143	7th/8	7-5	6-3	15-6	73	50	1497	1371	John Pierce
1984	16-19	.457	2-5	.286	6th/8	9-3	4-10	3-6	57	62	1402	1425	John Pierce
1985	15-19	.441	0-6	.000	7th/7	6-5	4-7	5-7	57	65	1510	1503	John Pierce
1986	23-14	.622	3-3	.500	4th/7	15-3	7-9	1-2	78	61	1708	1592	John Pierce
1987	15-18	.455	1-5	.167	6th/7	9-4	4-9	2-5	53	64	1337	1460	John Pierce
1988	11-21	.344	1-5	.167	6th/7	5-5	3-7	3-9	47	73	1310	1499	John Pierce
1989	24-15	.615	1-6	.143	7th/8	13-6	3-5	8-4	83	53	1679	1404	John Pierce
1990	16-18	.471	1-6	.143	7th/8	7-4	4-9	5-5	55	62	1396	1425	John Pierce
1991	28-12	.700	5-1	.833	2nd/7	11-3	7-2	10-7	92	51	1837	1519	Stephanie Hawbecker
1992	26-11	.703	5-1	.833	T1st/7	10-1	9-4	7-6	84	57	1809	1650	Stephanie Hawbecker
1993	17-18	.486	2-4	.333	T5th/7	9-4	4-9	4-5	62	62	1512	1493	Stephanie Hawbecker
1994	12-20	.375	2-4	.333	5th/7	7-9	3-8	2-3	50	69	1402	1492	Stephanie Hawbecker
1995	22-12	.647	13-7	.650	4th/11	15-3	6-5	1-4	74	48	1515	1343	Stephanie Hawbecker
1996	15-17	.469	9-11	.450	T6th/11	6-8	6-7	3-2	50	60	1363	1345	Stephanie Hawbecker
1997	16-16	.500	11-9	.524	4th/11	8-4	6-8	2-4	59	55	1398	1329	Stephanie Hawbecker
1998	21-9	.700	15-5	.750	3rd/11	12-2	7-5	2-2	68	37	1380	1145	Stephanie Hawbecker
1999	9-19	.321	8-10	.444	7th/10	8-6	1-10	0-3	38	67	1159	1397	Stephanie Hawbecker
2000	13-16	.448	---	---	---	8-3	2-10	3-3	49	60	1321	1415	Greg Smith
2001	9-19	.321	5-7	.417	T8th/13	6-4	2-12	1-3	37	62	2505 *	2702 *	Greg Smith
25 yrs.	462-402-3	.535	86-117	.424	---	217-94	113-164	132-154-3	1,481	1,436	36,076	33,927	(3 coaches)

* points scored using NCAA 30-point system

All-Time Scores

2001

9-19, 5-7 (18th-BIG EAST)

Date	Opponent	W/L	Res.
Aug. 31	Gardner-Webb	W	3-0
Sept. 1	Evansville	L	1-3
Sept. 1	Western Carolina	L	0-3
Sept. 4	Virginia	L	1-3
SEPT. 7	MD.-BALTIMORE COUNTY	W	3-0
SEPT. 7	EAST CAROLINA	W	3-0
SEPT. 8	AKRON	L	0-3
SEPT. 18	LIBERTY	L	0-3
Sept. 21	St. John's	L	2-3
Sept. 23	Seton Hall	L	1-3
Sept. 28	Notre Dame	L	0-3
Sept. 30	Syracuse	L	0-3
OCT. 5	WEST VIRGINIA	W	3-2
OCT. 7	PITTSBURGH	W	3-1
OCT. 10	RADFORD	L	0-3
OCT. 14	PROVIDENCE	W	3-0
Oct. 16	Tennessee	L	1-3
Oct. 19	James Madison	W	3-2
Oct. 20	Radford	L	0-3
Oct. 23	Liberty	L	1-3
Oct. 27	Villanova	W	3-0
Oct. 28	Rutgers	L	1-3
NOV. 2	BOSTON COLLEGE	W	3-0
NOV. 4	CONNECTICUT	L	1-3
Nov. 10	Georgetown	L	0-3
Nov. 11	George Mason	L	0-3
Nov. 23	Florida	L	0-3
Nov. 24	Louisiana State	L	1-3

2000

13-16

Date	Opponent	W/L	Res.
SEPT. 1	MARSHALL	W	3-2
SEPT. 1	APPALACHIAN STATE	W	3-1
SEPT. 2	N.C. STATE	W	3-2
SEPT. 2	SOUTHWEST TEXAS	L	0-3
Sept. 8	Air Force	W	3-0
Sept. 9	Bradley	L	1-3
Sept. 9	Kansas State	L	0-3
Sept. 14	Radford	L	1-3
SEPT. 15	GEORGE MASON	L	0-3
Sept. 22	Howard	W	3-0
Sept. 23	Seton Hall	L	0-3
Sept. 25	James Madison	L	0-3
Sept. 26	Tennessee	L	2-3
Sept. 29	Md.-Baltimore County	L	0-3
Sept. 30	Virginia Commonwealth	W	3-1
Sept. 30	William & Mary	L	0-3
OCT. 7	EAST CAROLINA	W	3-0
OCT. 8	JAMES MADISON	W	3-1
Oct. 10	Duke	L	0-3
Oct. 13	Rutgers	L	0-3
Oct. 14	St. Peter's	L	2-3
Oct. 17	Liberty	L	2-3
OCT. 20	RADFORD	W	3-0
OCT. 21	VIRGINIA	L	1-3
Oct. 25	UNC Charlotte	W	3-1
OCT. 31	EAST TENNESSEE ST.	W	3-1
NOV. 1	LIBERTY	W	3-2
Nov. 4	N.C. State	L	1-3
Nov. 18	East Carolina	W	3-1

1999

9-19, 8-10 (7TH-ATLANTIC 10)

Date	Opponent	W/L	Res.
Sept. 1	Virginia	L	0-3
SEPT. 4	VILLANOVA	W	3-0
SEPT. 4	KENTUCKY	L	1-3
SEPT. 4	NORTHERN ILLINOIS	L	1-3
Sept. 10	Cal-Santa Barbara	L	0-3
Sept. 10	Arizona State	L	0-3
Sept. 11	Georgia Tech	L	0-3
Sept. 11	South Carolina	L	0-3
Sept. 17	Fordham	W	3-2
Sept. 18	Duquesne	L	2-3
SEPT. 24	LA SALLE	W	3-2
SEPT. 25	TEMPLE	W	3-2
SEPT. 28	TENNESSEE	L	2-3

OCT. 1	GEORGE WASHINGTON	W	3-1
OCT. 5	JAMES MADISON	L	0-3
Oct. 8	Dayton	L	0-3
Oct. 9	Xavier	L	0-3
OCT. 15	RHODE ISLAND	W	3-0
OCT. 16	MASSACHUSETTS	W	3-0
OCT. 22	DUQUESNE	L	1-3
OCT. 23	FORDHAM	W	3-2
Oct. 29	Temple	L	0-3
Oct. 30	La Salle	L	1-3
Nov. 5	George Washington	L	2-3
NOV. 12	XAVIER	W	3-0
NOV. 13	DAYTON	L	1-3
Nov. 19	Massachusetts	L	0-3
Nov. 20	Rhode Island	L	0-3

1998


21-9, 15-5 (3rd-ATLANTIC 10)

Date	Opponent	W/L	Res.
Sept. 4	Southwest Texas St.	L	0-3
Sept. 5	Southern Methodist	L	0-3
Sept. 5	Louisiana Tech	W	3-0
SEPT. 8	VIRGINIA	L	1-3
SEPT. 11	RADFORD	W	3-1
SEPT. 12	COPPIN STATE	W	3-0
SEPT. 12	SETON HALL	W	3-0
Sept. 16	Duquesne	W	3-1
SEPT. 19	ST. BONAVENTURE	W	3-0
Sept. 22	James Madison	W	3-1
Sept. 25	Massachusetts	W	3-1
Sept. 26	Rhode Island	W	3-0
OCT. 2	TEMPLE	W	3-1
OCT. 3	LA SALLE	W	3-0
Oct. 9	Dayton	L	1-3
Oct. 10	Xavier	L	1-3
Oct. 16	George Washington	L	1-3
Oct. 17	Fordham	W	3-0
OCT. 21	DUQUESNE	W	3-0
Oct. 23	St. Bonaventure	W	3-0
OCT. 30	RHODE ISLAND	W	3-0
OCT. 31	MASSACHUSETTS	W	3-1
Nov. 6	La Salle	W	3-0
Nov. 7	Temple	L	1-3
NOV. 13	XAVIER	W	3-1
NOV. 14	DAYTON	L	0-3
NOV. 20	FORDHAM	W	3-1
NOV. 21	GEORGE WASHINGTON	W	3-2
Nov. 27	Dayton	W	3-0
Nov. 28	Temple	L	0-3

1997

16-16, 11-9 (4th-ATLANTIC 10)

Date	Opponent	W/L	Res.
Aug. 29	North Carolina	L	0-3
Aug. 30	Connecticut	L	1-3
Aug. 30	Southern Illinois	W	3-0
Sept. 5	Florida	L	0-3
Sept. 6	Northwestern	L	0-3
Sept. 6	Kansas	L	2-3
SEPT. 9	RADFORD	W	3-0
Sept. 13	Wake Forest	W	3-0
Sept. 13	William & Mary	W	3-0
SEPT. 16	JAMES MADISON	W	3-0
Sept. 19	George Washington	L	2-3
Sept. 20	Fordham	W	3-0
SEPT. 26	XAVIER	W	3-1
SEPT. 27	DAYTON	L	0-3
Oct. 3	Massachusetts	W	3-1
Oct. 4	Rhode Island	L	0-3
OCT. 10	TEMPLE	L	2-3
OCT. 11	LA SALLE	W	3-0
OCT. 17	DUQUESNE	L	1-3
OCT. 18	ST. BONAVENTURE	W	3-0
OCT. 24	FORDHAM	W	3-0
OCT. 25	GEORGE WASHINGTON	W	3-1
Oct. 28	Virginia	L	0-3
Oct. 31	Dayton	L	1-3
Nov. 1	Xavier	L	2-3
NOV. 7	RHODE ISLAND	L	0-3
NOV. 8	MASSACHUSETTS	W	3-2
Nov. 14	La Salle	W	3-0
Nov. 15	Temple	L	0-3



The 2001 volleyball team was head coach Greg Smith's second at Virginia Tech. The team played in the BIG EAST Conference for the first time and finished tied for eighth.

Nov. 21	St. Bonaventure	W	3-0
Nov. 22	Duquesne	W	3-2
Nov. 28	Temple	L	0-3

1996

15-17, 9-11 (T6TH-ATLANTIC 10)

Date	Opponent	W/L	Res.
AUG. 30	GEORGETOWN	L	0-3
AUG. 31	AMERICAN	W	3-1
AUG. 31	NORTH CAROLINA	L	0-3
Sept. 1	William & Mary	W	3-1
Sept. 6	Colorado State	L	1-3
Sept. 7	Clemson	L	0-3
Sept. 7	Appalachian State	W	3-0
Sept. 13	Wright State	W	3-1
Sept. 14	Morehead State	W	3-2
Sept. 14	Valparaiso	L	0-3
Sept. 20	Fordham	W	3-2
Sept. 21	La Salle	W	3-0
Sept. 21	Temple	L	1-3
SEPT. 27	GEORGE WASHINGTON	W	3-0
Oct. 1	Radford	W	3-0
OCT. 4	DAYTON	L	1-3
OCT. 5	XAVIER	L	1-3
Oct. 11	Duquesne	L	0-3
Oct. 12	St. Bonaventure	W	3-1
Oct. 18	Rhode Island	L	0-3
Oct. 19	Massachusetts	L	2-3
OCT. 22	VIRGINIA	L	0-3
OCT. 25	TEMPLE	W	3-0
OCT. 25	FORDHAM	W	3-0
OCT. 26	LA SALLE	W	3-0
Nov. 1	George Washington	W	3-1
Nov. 8	Xavier	L	1-3
Nov. 9	Dayton	L	0-3
NOV. 15	DUQUESNE	L	0-3
NOV. 16	ST. BONAVENTURE	W	3-0
NOV. 22	MASSACHUSETTS	L	1-3
NOV. 24	RHODE ISLAND	L	0-3

1995

22-12, 13-7 (4TH-ATLANTIC 10)

Date	Opponent	W/L	Res.
Sept. 1	Marquette	W	3-2
Sept. 1	Montana State	L	0-3
Sept. 2	Texas-El Paso	L	2-3
SEPT. 6	LIBERTY	W	3-0
SEPT. 8	VIRGINIA	W	3-0
SEPT. 9	APPALACHIAN STATE	W	3-0
SEPT. 9	NORTHWESTERN	W	3-1
SEPT. 15	FORDHAM	W	3-0
SEPT. 15	LA SALLE	W	3-0
SEPT. 16	TEMPLE	W	3-0
SEPT. 19	GEORGE WASHINGTON	W	3-2

SEPT. 22	WILLIAM & MARY	L	1-3
SEPT. 23	RADFORD	W	3-0
SEPT. 23	WESTERN KENTUCKY	W	3-1
Sept. 29	Dayton	L	0-3
Sept. 30	Xavier	W	3-0
OCT. 6	MASSACHUSETTS	W	3-2
OCT. 7	RHODE ISLAND	L	0-3
Oct. 13	St. Bonaventure	W	3-1
Oct. 14	Duquesne	W	3-0
Oct. 20	George Washington	L	0-3
Oct. 21	American	W	3-1
Oct. 25	Virginia	L	0-3
OCT. 27	XAVIER	W	3-0
OCT. 28	DAYTON	L	1-3
Nov. 3	Rhode Island	L	1-3
Nov. 4	Massachusetts	L	2-3
NOV. 7	TENNESSEE	W	3-1
NOV. 10	DUQUESNE	W	3-0
NOV. 11	ST. BONAVENTURE	W	3-0
Nov. 17	Fordham	W	3-0
Nov. 18	La Salle	W	3-1
Nov. 18	Temple	L	0-3
Nov. 23	George Washington	L	0-3

1994

12-20, 2-4 (5TH-METRO)

Date	Opponent	W/L	Res.
Sept. 2	DePaul	L	2-3
Sept. 2	Maryland	L	1-3
Sept. 3	Texas A&M	W	3-2
Sept. 6	Liberty	W	1-3
Sept. 9	Washington State	L	0-3
Sept. 9	Colorado State	L	0-3
Sept. 10	New Orleans	W	3-0
SEPT. 16	WILLIAM & MARY	L	2-3
SEPT. 16	KANSAS	W	3-1
SEPT. 17	MICHIGAN	L	1-3
Sept. 22	Texas	L	0-3
Sept. 23	Kansas State	L	0-3
Sept. 24	Texas-Arlington	L	1-3
Sept. 28	East Tennessee State	W	3-0
Oct. 2	Radford	W	3-1
Oct. 4	Virginia Commonwealth	W	3-1
OCT. 6	JAMES MADISON	W	3-1
OCT. 7	RADFORD	W	3-1
Oct. 11	Virginia	L	0-3
OCT. 14	SOUTH FLORIDA	L	2-3
Oct. 19	UNC Charlotte	L	1-3
OCT. 25	VIRGINIA	W	3-0
Oct. 29	Ball State	L	0-3
Oct. 30	Louisville	L	1-3
NOV. 4	SOUTHERN MISS	W	3-1
NOV. 5	TULANE	L	1-3

Continued on next page

All-Time Scores

Continued from previous page

Nov. 8	Tennessee	L	0-3
NOV. 11	GEORGE MASON	L	1-3
NOV. 12	ARKANSAS STATE	L	0-3
NOV. 12	PITTSBURGH	L	1-3
Nov. 18	UNC Charlotte	W	3-0
Nov. 19	Louisville	L	0-3

1993

17-18, 2-4 (T5TH-METRO)			
Date	Opponent	W/L	Res.
SEPT. 1	LIBERTY	W	3-0
Sept. 3	Georgia	L	1-3
Sept. 4	Duke	L	0-3
Sept. 4	American	W	3-0
Sept. 8	Virginia	L	1-3
SEPT. 10	DAYTON	W	3-2
SEPT. 11	APPALACHIAN STATE	W	3-0
SEPT. 11	MONTANA STATE	W	3-2
Sept. 17	East Tennessee State	L	1-3
Sept. 18	South Carolina	W	2-3
Sept. 18	SE Missouri State	L	1-3
Sept. 19	UNC Asheville	W	3-0
Sept. 24	Kansas	L	1-3
Sept. 25	Syracuse	W	3-0
Sept. 25	Pittsburgh	L	1-3
Sept. 29	James Madison	W	3-0
OCT. 1	EVANSVILLE	W	3-0
OCT. 2	MARSHALL	W	3-0
OCT. 2	EAST TENN. STATE	W	3-0
OCT. 8	Southern Mississippi	W	3-0
OCT. 9	Tulane	L	0-3
OCT. 12	VIRGINIA	W	3-0
OCT. 17	NORTH CAROLINA ST.	L	1-3
OCT. 19	UNC CHARLOTTE	L	2-3
Oct. 23	William & Mary	L	0-3
Oct. 24	Virginia Commonwealth	W	3-0
OCT. 29	LOUISVILLE	L	0-3
NOV. 2	TENNESSEE	L	0-3
Nov. 5	South Florida	L	0-3
Nov. 6	Central Florida	L	0-3
Nov. 9	JAMES MADISON	W	3-1
Nov. 12	William & Mary	W	3-1
Nov. 13	George Washington	L	0-3
Nov. 13	Hofstra	L	0-3
Nov. 19	UNC Charlotte	L	2-3

1992

26-11, 5-1 (T1ST-METRO)				
Date	Opponent	W/L	Res.	
Sept. 1	Virginia	W	3-0	
Sept. 4	Miami (OH)	W	3-1	
Sept. 5	William & Mary	L	0-3	
Sept. 5	North Carolina State	W	3-0	
Sept. 9	James Madison	W	3-0	
SEPT. 10	LIBERTY	W	3-0	
Sept. 15	Appalachian State	W	3-2	
Sept. 18	Wisconsin	L	0-3	
Sept. 19	Colorado	L	0-3	
Sept. 19	DePaul	L	0-3	
SEPT. 22	DAVIDSON	W	3-0	
SEPT. 23	EAST TENN. STATE	W	3-1	
Sept. 25	George Washington	W	3-2	
Sept. 25	Maryland	L	0-3	
Sept. 26	Cornell	W	3-2	
OCT. 6	JAMES MADISON	W	3-1	
OCT. 8	VIRGINIA	W	3-1	
OCT. 9	MARSHALL	W	3-0	
OCT. 11	VA COMMONWEALTH	W	3-0	
Oct. 14	Radford	W	3-0	
Oct. 16	South Florida	W	3-2	
Oct. 20	UNC Charlotte	W	3-1	
Oct. 30	Western Kentucky	W	3-1	
Oct. 31	Louisville	W	3-2	
NOV. 3	RADFORD	W	3-0	
NOV. 6	TULANE	L	2-3	
NOV. 7	SOUTHERN MISS	W	3-2	
Nov. 10	Liberty	W	3-2	
Nov. 14	UAB	W	3-2	
Nov. 14	Duke	L	0-3	
Nov. 20	Virginia Commonwealth	W	3-0	
Nov. 21	UNC Charlotte	W	3-1	
Nov. 22	Louisville	L	1-3	
Dec. 4	Fresno State	L	0-3	
Dec. 4	Bowling Green	L	1-3	
Dec. 5	Delaware	W	3-1	
Dec. 5	Texas-Arlington	L	2-3	

1991

28-12, 5-1 (2ND-METRO)				
Date	Opponent	W/L	Res.	
Aug. 30	Northwestern	L	0-3	
Aug. 31	Iowa State	L	0-3	
Aug. 31	DePaul	L	0-3	

SEPT. 7	FURMAN	W	3-1	
SEPT. 7	ST. AUGUSTINE'S	W	3-0	
SEPT. 10	LIBERTY	W	3-0	
Sept. 14	UT-Chattanooga	W	3-0	
Sept. 14	Furman	W	3-2	
Sept. 17	UNC Greensboro	W	3-0	
Sept. 21	Duke	L	0-3	
Sept. 21	George Mason	W	3-1	
Sept. 21	Liberty	W	3-1	
Sept. 22	Villanova	L	1-3	
Sept. 22	Virginia	L	1-3	
SEPT. 24	MARSHALL	W	3-1	
SEPT. 25	JAMES MADISON	L	2-3	
Sept. 27	Western Carolina	W	3-0	
Sept. 27	Nicholls State	L	1-3	
Sept. 28	East Carolina	W	3-1	
Sept. 28	Coastal Carolina	W	3-0	
Oct. 1	Liberty	W	3-1	
OCT. 4	AKRON	W	3-1	
OCT. 5	VIRGINIA	L	1-3	
OCT. 8	RADFORD	W	3-0	
Oct. 11	South Florida	W	3-0	
Oct. 12	VA Commonwealth	W	3-0	
Oct. 12	UNC Charlotte	W	3-2	
OCT. 13	WISCONSIN-MILWAUKEE	W	3-0	
OCT. 15	APPALACHIAN STATE	W	3-0	
Oct. 22	East Tennessee State	W	3-0	
Oct. 25	Louisville	L	0-3	
Oct. 26	Southern Mississippi	W	3-1	
Oct. 26	Tulane	W	3-2	
NOV. 2	UNC ASHEVILLE	W	3-0	
Nov. 5	Radford	W	3-1	
Nov. 8	James Madison	W	3-0	
Nov. 9	Towson State	L	1-3	
Nov. 12	UNC Greensboro	W	3-0	
NOV. 22	VIRGINIA COMMONWEALTH	W	3-0	
NOV. 23	UNC CHARLOTTE	L	1-3	

1990

16-18, 1-6 (7TH-METRO)				
Date	Opponent	W/L	Res.	
Sept. 1	Kent State	L	1-3	
Sept. 1	Akron	L	0-3	
Sept. 2	Cleveland State	W	3-0	
Sept. 2	Toledo	L	1-3	
SEPT. 4	LIBERTY	W	3-1	
Sept. 11	Appalachian State	W	3-1	
Sept. 14	George Washington	W	3-1	

Sept. 15	Rice	L	0-3	
Sept. 15	Wichita State	L	0-3	
Sept. 16	Sam Houston State	L	0-3	
SEPT. 18	RADFORD	W	3-0	
Sept. 21	Virginia	L	2-3	
Sept. 22	George Mason	W	3-0	
Sept. 22	Hampton	W	3-0	
SEPT. 25	JAMES MADISON	W	3-0	
SEPT. 26	VIRGINIA	L	0-3	
SEPT. 28	CINCINNATI	L	0-3	
SEPT. 29	LOUISVILLE	L	0-3	
Oct. 2	Radford	W	3-2	
Oct. 5	Florida State	L	0-3	
Oct. 6	South Florida	L	2-3	
Oct. 13	South Carolina	L	1-3	
Oct. 16	Liberty	L	0-3	
OCT. 19	FURMAN	W	3-0	
OCT. 20	CHARLES COUNTY CC	W	3-0	
OCT. 20	HIGH POINT	W	3-0	
OCT. 27	Tulane	L	0-3	
Oct. 28	Southern Mississippi	W	3-2	
NOV. 1	EAST TENNESSEE STATE	W	3-0	
NOV. 3	MEMPHIS	L	0-3	
Nov. 6	James Madison	L	0-3	
Nov. 9	Georgia Tech	W	3-0	
Nov. 10	Clemson	W	3-1	
Nov. 16	Florida State	L	0-3	

1989

24-15, 1-6 (7TH-METRO)				
Date	Opponent	W/L	Res.	
Sept. 1	Michigan	L	0-3	
Sept. 2	Auburn	L	2-3	
Sept. 2	West Virginia	W	3-1	
SEPT. 5	LIBERTY	W	3-1	
Sept. 8	Davidson	W	3-0	
Sept. 8	UNC Greensboro	W	3-0	
Sept. 9	Augusta	W	3-0	
Sept. 9	VA Commonwealth	W	3-1	
Sept. 9	Charleston	W	3-0	
Sept. 11	Radford	W	3-0	
SEPT. 13	CALIFORNIA-IRVINE	L	0-3	
SEPT. 15	UNC ASHEVILLE	W	3-0	
SEPT. 16	HAMPTON	W	3-0	
SEPT. 16	VIRGINIA COMMONWEALTH	W	3-0	
SEPT. 19	James Madison	L	1-3	
Sept. 22	James Madison	W	3-1	
Sept. 23	William & Mary	L	0-3	
Sept. 23	George Mason	W	3-1	
SEPT. 26	RADFORD	W	3-1	
Sept. 29	Cincinnati	L	2-3	
Sept. 30	Louisville	L	1-3	
OCT. 3	APPALACHIAN STATE	W	3-0	
OCT. 6	MEMPHIS	L	1-3	
OCT. 10	JAMES MADISON	W	3-0	
OCT. 13	SOUTHERN MISS	W	3-1	
OCT. 14	TULANE	L	2-3	
OCT. 14	AKRON	L	0-3	
Oct. 16	East Tennessee State	W	3-0	
OCT. 20	MARSHALL	W	3-0	
OCT. 21	CHARLESTON SOUTHERN	W	3-0	
OCT. 21	MARSHALL	W	3-0	
Oct. 24	Liberty	W	3-1	
OCT. 28	SOUTH CAROLINA	L	0-3	
OCT. 29	COASTAL CAROLINA	W	3-0	
OCT. 31	VIRGINIA	L	1-3	
Nov. 4	Florida State	L	0-3	
NOV. 7	UNC CHARLOTTE	W	3-0	
Nov. 10	Virginia	L	0-3	
Nov. 17	Memphis	L	1-3	

1988

11-21, 1-5 (6TH-METRO)				
Date	Opponent	W/L	Res.	
Sept. 2	George Washington	L	2-3	
Sept. 3	William & Mary	L	0-3	
Sept. 3	San Diego	W	3-0	
Sept. 3	Appalachian State	W	3-1	
Sept. 10	Duke	L	0-3	
SEPT. 13	LIBERTY	W	3-2	
Sept. 16	Memphis	L	1-3	
Sept. 17	New Mexico	L	0-3	
Sept. 17	Wyoming	L	1-3	



The 1992 team posted a winning percentage of .700, the second-highest in the program's history.

All-Time Scores

SEPT. 20	EAST TENNESSEE STATE	W	3-2
Sept. 23	Liberty	L	1-3
Sept. 24	James Madison	L	0-3
Sept. 24	VA Commonwealth	W	3-1
SEPT. 27	JAMES MADISON	W	3-1
OCT. 2	FLORIDA STATE	L	0-3
Oct. 8	Southern Mississippi	W	3-1
Oct. 8	New Orleans	W	3-1
Oct. 11	Liberty	W	3-0
OCT. 14	CHARLES COUNTY CC	W	3-1
OCT. 15	HIGH POINT	L	1-3
OCT. 15	KING	W	3-0
Oct. 18	James Madison	L	1-3
Oct. 21	South Carolina	L	0-3
Oct. 22	Charleston Southern	L	1-3
OCT. 25	VIRGINIA	L	2-3
Oct. 29	Memphis	L	0-3
Oct. 30	Arkansas State	L	2-3
NOV. 4	CINCINNATI	L	0-3
NOV. 5	LOUISVILLE	L	1-3
Nov. 11	Georgetown	L	1-3
Nov. 12	Wright State	L	0-3
Nov. 18	South Carolina	L	0-3

1987

15-18, 1-5 (6TH-METRO)

Date	Opponent	W/L	Res.
SEPT. 7	NORTH CAROLINA	L	0-3
Sept. 12	Duke	L	1-3
Sept. 15	Liberty	W	3-1
Sept. 18	UAB	W	3-1
Sept. 19	Eastern Michigan	L	0-3
Sept. 19	Tennessee	L	0-3
SEPT. 22	VIRGINIA	L	1-3
Sept. 26	Florida State	L	0-3
Sept. 27	Florida A&M	W	3-0
SEPT. 29	APPALACHIAN STATE	W	3-0
Oct. 2	Cincinnati	L	1-3
Oct. 3	Louisville	L	1-3
Oct. 6	East Tennessee State	L	2-3
OCT. 12	MEMPHIS	L	0-3
OCT. 13	JAMES MADISON	W	3-2
OCT. 16	CHARLES COUNTY CC	W	3-0
OCT. 17	ELON	W	3-0
OCT. 17	HIGH POINT	W	3-0
Oct. 20	Lynchburg	W	3-2
OCT. 23	SOUTHERN MISS	W	3-0
Oct. 24	Virginia Commonwealth	W	3-1
OCT. 28	UNC CHARLOTTE	W	3-2
OCT. 30	CHARLESTON SOUTHERN	W	3-2
OCT. 31	SOUTH CAROLINA	L	0-3
Nov. 3	James Madison	L	0-3
Nov. 6	George Mason	W	3-1
Nov. 7	Virginia	W	3-0
Nov. 7	James Madison	L	0-3
Nov. 13	South Florida	L	0-3
Nov. 13	Jacksonville	L	0-3
Nov. 14	Temple	L	0-3
Nov. 14	Jacksonville	L	2-3
Nov. 22	Memphis	L	0-3

1986

23-14, 3-3 (4TH-METRO)

Date	Opponent	W/L	Res.
Sept. 13	Duke	L	1-3
SEPT. 16	LIBERTY	W	3-0
Sept. 19	Western Carolina	W	3-2
Sept. 20	North Carolina State	L	1-3
Sept. 20	North Carolina	L	0-3
SEPT. 26	CINCINNATI	L	2-3
SEPT. 27	LOUISVILLE	W	3-1
SEPT. 30	EAST TENNESSEE STATE	W	3-1
OCT. 1	JAMES MADISON	W	3-0
OCT. 3	EAST CAROLINA	W	3-0
OCT. 5	FLORIDA STATE	L	0-3
OCT. 7	WAKE FOREST	W	3-1
OCT. 8	APPALACHIAN STATE	W	3-1
Oct. 11	South Carolina	L	0-3
Oct. 14	Liberty	W	3-0
OCT. 17	HIGH POINT	W	3-0
OCT. 18	CHARLES COUNTY CC	W	3-2
OCT. 18	ROANOKE	W	3-1
Oct. 22	Wake Forest	W	3-0
Oct. 24	Tulane	L	1-3
Oct. 25	Southern Mississippi	W	3-1
Oct. 25	South Alabama	W	3-1
Oct. 28	Virginia	L	1-3
Oct. 31	Oral Roberts	L	0-3
Nov. 1	Memphis	W	3-2
Nov. 2	Mississippi	L	0-3
Nov. 5	Appalachian State	W	3-2
NOV. 7	LIBERTY	W	3-0
NOV. 7	VIRGINIA	W	3-1
NOV. 8	AMERICAN	W	3-0
NOV. 8	UNC WILMINGTON	W	3-0
Nov. 12	James Madison	L	1-3
Nov. 14	Illinois State	L	1-3
Nov. 15	Illinois-Chicago	L	1-3
Nov. 16	Valparaiso	W	3-1
NOV. 21	LOUISVILLE	W	3-2
NOV. 22	FLORIDA STATE	L	0-3

1985

15-19, 0-6 (7TH-METRO)

Date	Opponent	W/L	Res.
SEPT. 14	DUKE	L	1-3
SEPT. 17	APPALACHIAN STATE	W	3-2
Sept. 20	Delaware	W	2-0
Sept. 20	VA Commonwealth	L	0-2
Sept. 20	Charles County CC	L	1-2
Sept. 21	Howard	W	2-1
Sept. 21	Mansfield	W	2-0
Sept. 21	Delaware	W	2-0
SEPT. 24	LIBERTY	W	3-1
SEPT. 27	JAMES MADISON	W	3-0
SEPT. 28	GEORGE MASON	W	3-0
SEPT. 28	ST. AUGUSTINE'S	W	3-0
OCT. 2	WAKE FOREST	W	3-0
Oct. 5	Florida State	L	0-3
Oct. 5	Mississippi	L	2-3
Oct. 7	East Tennessee State	W	3-1

OCT. 9	VIRGINIA	L	2-3
Oct. 11	Cincinnati	L	0-3
Oct. 12	Louisville	L	1-3
Oct. 16	James Madison	L	1-3
OCT. 19	SOUTH CAROLINA	L	1-3
Oct. 23	Wake Forest	W	3-1
OCT. 26	MEMPHIS	L	1-3
Oct. 29	Liberty	W	3-1
Nov. 1	Southern Mississippi	L	1-3
Nov. 3	East Carolina	L	2-3
Nov. 3	William & Mary	L	0-3
Nov. 5	Appalachian State	L	2-3
Nov. 8	Virginia	W	3-1
Nov. 9	VA Commonwealth	W	3-2
Nov. 9	West Virginia	L	0-3
Nov. 16	George Washington	L	0-3
Nov. 16	Georgetown	L	0-3
Nov. 23	South Carolina	L	1-3

1984

16-19, 2-5 (6TH-METRO)

Date	Opponent	W/L	Res.
SEPT. 18	LIBERTY	W	3-0
Sept. 19	Appalachian State	L	0-3
Sept. 21	George Mason	L	0-2
Sept. 21	Virginia Commonwealth	L	0-2
Sept. 22	Charles County CC	W	2-0
Sept. 22	Navy	W	2-0
SEPT. 25	WAKE FOREST	W	3-1
SEPT. 28	GEORGE MASON	L	1-3
SEPT. 29	RADFORD	W	3-0
SEPT. 29	WESTERN CAROLINA	W	3-1
OCT. 2	EAST TENNESSEE STATE	W	3-0
Oct. 3	James Madison	L	2-3
OCT. 5	CINCINNATI	W	3-2
OCT. 6	LOUISVILLE	L	0-3
OCT. 8	UNC CHARLOTTE	W	3-0
OCT. 9	JAMES MADISON	W	3-0
Oct. 13	South Carolina	L	0-3
Oct. 14	UNC Charlotte	L	2-3
Oct. 17	Virginia	L	0-3
Oct. 19	Tulane	L	0-3
Oct. 20	Southern Mississippi	W	3-0
Oct. 23	Wake Forest	W	3-0
OCT. 26	FLORIDA STATE	L	0-3
Oct. 27	North Carolina	L	0-3
Oct. 28	Duke	L	1-3
Oct. 30	Appalachian State	W	3-0
Nov. 3	Memphis	L	2-3
Nov. 3	Tulsa	L	1-3
Nov. 3	Morehead State	L	1-3
Nov. 6	Liberty	W	3-1
Nov. 9	Princeton	L	0-3
Nov. 9	Virginia	L	1-3
Nov. 10	Youngstown State	W	3-0
Nov. 10	West Virginia	W	3-2
Nov. 16	Florida State	L	0-3

1983

28-14, 1-6 (7TH-METRO)


Date	Opponent	W/L	Res.
Sept. 21	Appalachian State	L	0-3
Sept. 24	George Mason	W	2-0
Sept. 24	Virginia	W	2-0
Sept. 24	Maryland-Baltimore	W	2-0
Sept. 24	Howard	W	2-1
Sept. 25	VA Commonwealth	W	2-0
Sept. 25	Delaware	W	2-1
Sept. 25	Mansfield	W	2-1
SEPT. 27	LYNCHBURG	W	3-0
SEPT. 30	MEMPHIS	L	0-3
SEPT. 30	CINCINNATI	L	0-3
SEPT. 30	FLORIDA STATE	L	1-3
SEPT. 30	LOUISVILLE	L	1-3
OCT. 4	VIRGINIA	W	3-1
OCT. 8	LONGWOOD	W	2-0
OCT. 8	WILLIAM & MARY	L	1-2
OCT. 8	UNC CHARLOTTE	W	2-0
OCT. 11	LIBERTY	W	3-0
OCT. 12	EASTERN MENNONITE	W	2-1
OCT. 12	LYNCHBURG	W	2-0
Oct. 14	USC-Spartanburg	W	3-1
Oct. 14	Wake Forest	W	3-0

Oct. 15	UNC Asheville	W	3-0
Oct. 21	Louisville	L	0-3
Oct. 21	Rhode Island	L	1-3
Oct. 22	Morehead State	W	3-0
Oct. 22	George Washington	W	3-1
Oct. 25	East Tennessee State	W	3-2
Oct. 28	South Carolina	L	0-3
Oct. 28	Southern Mississippi	W	3-0
Oct. 29	Tulane	L	0-3
Nov. 1	Liberty	W	2-0
Nov. 1	Wake Forest	W	2-0
Nov. 3	UNC Charlotte	W	2-1
Nov. 3	Western Carolina	L	0-2
NOV. 9	APPALACHIAN STATE	W	3-0
Nov. 12	George Mason	W	2-0
Nov. 12	William & Mary	L	0-2
Nov. 12	Virginia	W	2-1
Nov. 12	James Madison	W	2-0
Nov. 12	William & Mary	L	2-3
Nov. 18	South Carolina	L	0-3

1982

36-20, 1-5 (T5TH-METRO)

Date	Opponent	W/L	Res.
Sept. 25	Catholic	W	2-0
Sept. 25	Loyola MD	L	0-2
Sept. 25	William & Mary	W	2-0
Sept. 26	Liberty	W	2-0
Sept. 26	Virginia	L	0-2
Sept. 26	William & Mary	L	1-2
SEPT. 28	WAKE FOREST	W	2-0
SEPT. 28	LYNCHBURG	W	2-0
Oct. 1	Winthrop	W	2-1
Oct. 1	Western Carolina	W	2-1
Oct. 1	Jacksonville	L	0-2
Oct. 2	Clemson	L	0-2
Oct. 2	North Carolina State	L	0-2
OCT. 5	EAST TENNESSEE STATE	W	3-1
Oct. 8	George Mason	W	2-1
Oct. 8	Juniaata	W	2-0
Oct. 8	Duquesne	W	2-0
Oct. 9	Lehigh	W	2-0
Oct. 9	Villanova	W	2-0
Oct. 9	Juniaata	L	0-2
OCT. 12	APPALACHIAN STATE	W	2-0
OCT. 12	LIBERTY	W	2-1
OCT. 13	UNC CHARLOTTE	W	2-0
OCT. 13	UNC GREENSBORO	W	2-0
OCT. 16	LYNCHBURG	W	2-0
OCT. 16	RADFORD	W	2-1
OCT. 16	MARSHALL	W	2-0
OCT. 16	LYNCHBURG	W	2-0
OCT. 16	RADFORD	W	2-1
OCT. 19	Lenoir-Rhyne	W	2-1
Oct. 19	Wake Forest	W	2-0
Oct. 22	Louisville	L	0-2
Oct. 22	Tennessee	L	0-2
Oct. 23	Morehead State	L	1-2
Oct. 23	Tulane	L	1-2
Oct. 27	Virginia	W	3-0
Oct. 29	VA Commonwealth	W	2-1
Oct. 29	Kentucky State	W	2-1
Oct. 29	Appalachian State	L	0-2
Oct. 30	Marshall	W	2-1
Oct. 30	Appalachian State	L	0-2
Oct. 30	James Madison	W	2-0
Nov. 3	Radford	L	1-2
Nov. 4	Lynchburg	W	3-0
Nov. 9	Liberty	W	3-1
Nov. 13	William & Mary	W	2-1
Nov. 13	VA Commonwealth	W	2-1
Nov. 13	George Mason	W	2-1
Nov. 13	James Madison	W	2-1
Nov. 13	Appalachian State	L	2-3
Nov. 21	Southern Mississippi	L	1-2
Nov. 21	Memphis	L	1-2
Nov. 22	Louisville	L	1-2
Nov. 22	Tulane	W	2-1
Nov. 23	Florida State	L	0-2
Nov. 23	Cincinnati	L	0-2



The 1982 club won a school-record 36 matches.

All-Time Scores

Continued from previous page

1981

33-16, 0-5 (6TH-METRO)

Date	Opponent	W/L	Res.
Sept. 22	Concord	W	3-0
SEPT. 24	VIRGINIA COMMONWEALTH	W	2-0
Sept. 26	George Mason	W	2-0
Sept. 26	William & Mary	L	0-2
Sept. 26	Mary Washington	W	2-1
Sept. 27	James Madison	W	2-0
Sept. 27	Navy	W	2-1
Sept. 27	Catonsville	W	2-0
SEPT. 29	EAST TENNESSEE STATE	L	0-2
Oct. 2	Tennessee	L	0-2
Oct. 2	North Carolina State	L	0-2
Oct. 2	South Carolina	L	0-2
Oct. 3	Charleston	W	2-0
Oct. 3	Morehead State	L	0-2
OCT. 6	WAKE FOREST	W	2-0
OCT. 6	LIBERTY	W	2-0
OCT. 7	VIRGINIA	W	3-2
Oct. 9	Marshall	W	3-0
Oct. 9	East Tennessee State	L	0-2
Oct. 9	Guilford	W	2-1
Oct. 10	Appalachian State	L	0-2
Oct. 10	UNC Asheville	W	2-1
Oct. 10	Guilford	W	3-2
OCT. 13	OLD DOMINION	W	2-0
OCT. 13	APPALACHIAN STATE	L	0-2
Oct. 15	UNC Greensboro	W	2-1
Oct. 15	Guilford	W	2-0
OCT. 16	GEORGE MASON	W	3-0
OCT. 20	RADFORD	W	3-0
OCT. 27	LONGWOOD	W	2-0
OCT. 27	CONCORD	W	2-0
Oct. 28	Lenoir-Rhyne	W	2-1
OCT. 28	APPALACHIAN STATE	L	0-2
OCT. 30	Toledo	W	2-0
OCT. 30	Rio Grande	W	2-0

Oct. 30	Kentucky State	W	2-1
Oct. 31	Virginia Commonwealth	L	1-2
Oct. 31	Marshall	W	2-0
Oct. 31	Kentucky State	W	2-0
Nov. 3	UNC Asheville	W	2-0
Nov. 3	Wake Forest	W	2-1
NOV. 7	WILLIAM & MARY	W	2-0
Nov. 9	Liberty	W	3-0
Nov. 13	Old Dominion	W	2-0
Nov. 19	Louisville	L	0-2
Nov. 19	Memphis	L	1-2
Nov. 20	St. Louis	L	0-2
Nov. 20	Tulane	L	1-2
Nov. 21	Cincinnati	L	1-2

1980

22-22, 0-6 (7TH-METRO)

Date	Opponent	W/L	Res.
SEPT. 23	MARY WASHINGTON	W	2-0
SEPT. 23	WAKE FOREST	L	0-2
Sept. 26	Tulane	L	1-2
Sept. 26	Florida State	L	1-2
Sept. 26	St. Louis	L	1-2
Sept. 27	Cincinnati	L	0-2
Sept. 27	Louisville	L	0-2
Sept. 27	Memphis	L	0-2
Oct. 1	Virginia	W	3-0
Oct. 3	UNC Asheville	W	2-0
Oct. 3	Appalachian State	L	1-2
Oct. 3	UNC Charlotte	L	0-2
Oct. 3	Tennessee Tech	W	2-1
Oct. 4	Milligan	W	2-0
Oct. 4	Appalachian State	W	2-1
Oct. 4	East Tennessee State	W	2-1
Oct. 7	Appalachian State	W	2-1
OCT. 9	MARSHALL	L	1-2
OCT. 14	APPALACHIAN STATE	W	2-0
Oct. 16	North Carolina	L	0-3
Oct. 17	Virginia Commonwealth	W	2-0
Oct. 17	UNC Charlotte	L	1-2

Oct. 17	High Point	L	1-2
Oct. 18	Virginia	W	2-0
Oct. 18	East Carolina	L	0-2
Oct. 18	Wake Forest	L	1-2
OCT. 20	LIBERTY	W	3-0
Oct. 21	Marshall	W	2-1
Oct. 21	Concord	W	2-0
Oct. 23	VA Commonwealth	W	2-0
Oct. 23	North Carolina State	L	0-2
OCT. 24	UNC GREENSBORO	W	2-1
OCT. 24	CHRISTOPHER NEWPORT	W	2-0
Oct. 25	Radford	L	1-3
OCT. 28	CONCORD	W	3-0
Nov. 1	George Mason	L	2-3
Nov. 4	Wake Forest	W	2-0
Nov. 4	Guilford	W	2-0
Nov. 10	Liberty	W	3-1
NOV. 12	VIRGINIA	W	3-0
Nov. 21	Clemson	L	1-2
Nov. 21	Kentucky	L	0-2
Nov. 22	Tennessee	L	0-2
Nov. 22	Northern Kentucky	L	0-2

1979

12-21-1

Date	Opponent	W/L	Res.
Sept. 21	George Washington	L	0-2
Sept. 21	Yale	L	0-2
Sept. 21	New York Tech	W	2-1
Sept. 22	West Virginia	L	0-2
Sept. 22	Colgate	L	0-2
Oct. 3	UNC Greensboro	L	0-2
Oct. 3	North Carolina State	L	0-2
Oct. 5	Tennessee Tech	L	0-2
Oct. 5	Appalachian State	T	1-1
Oct. 5	UT-Chattanooga	W	2-0
Oct. 5	Marshall	L	0-2
Oct. 6	Western Carolina	W	2-0
Oct. 6	Appalachian State	L	0-2
Oct. 6	Middle Tennessee State	L	1-2

OCT. 9	VIRGINIA	W	3-0
OCT. 9	RADFORD	W	2-0
Oct. 10	East Tennessee State	L	0-3
Oct. 13	Morehead State	L	0-2
Oct. 13	Kentucky State	W	2-1
Oct. 13	Dayton	L	0-2
OCT. 17	APPALACHIAN STATE	L	1-3
Oct. 20	Tennessee	L	0-3
Oct. 20	Duke	L	0-3
Oct. 22	Appalachian State	L	1-2
Oct. 22	High Point	W	2-1
OCT. 22	LIBERTY	W	3-2
OCT. 30	CONCORD	L	2-3
Oct. 31	James Madison	L	0-2
NOV. 3	VIRGINIA	W	2-0
NOV. 3	GUILFORD	W	2-1
NOV. 3	GEORGE MASON	L	0-2
Nov. 6	North Carolina	L	0-2
Nov. 6	Wake Forest	W	2-0
Nov. 10	Virginia	W	3-0

1978

8-12-2

Date	Opponent	W/L	Res.
Oct. 6	Furman	W	2-0
Oct. 6	Marshall	L	0-2
Oct. 6	Western Carolina	L	0-2
Oct. 7	Carson Newman	L	0-2
Oct. 7	Georgia Tech	L	1-2
OCT. 10	BLUEFIELD	W	2-0
OCT. 10	VIRGINIA INTERMONT	W	2-1
OCT. 10	EMORY & HENRY	W	2-0
OCT. 11	JAMES MADISON	W	2-1
OCT. 11	GEORGE WASHINGTON	L	0-2
Oct. 18	Wake Forest	L	1-3
OCT. 26	RADFORD	L	0-2
Oct. 27	Louisburg	L	0-2
Oct. 27	Peace	W	2-0
Oct. 27	East Carolina	L	0-2
Oct. 28	Concord	T	1-1
Oct. 28	Longwood	T	1-1
Nov. 4	Radford	W	3-2
Nov. 4	VIRGINIA COMMONWEALTH	L	1-2
Nov. 10	Radford	W	2-1
Nov. 11	James Madison	L	0-2
Nov. 12	VA Commonwealth	L	0-2

1977

15-14

Date	Opponent	W/L	Res.
Sept. 29	Ferrum	W	3-0
Oct. 1	James Madison	L	1-2
Oct. 1	Longwood	W	2-0
Oct. 1	George Washington	L	2-1
OCT. 8	VIRGINIA COMMONWEALTH	L	0-2
OCT. 8	EAST TENNESSEE STATE	W	2-1
OCT. 8	CINCINNATI	L	0-2
OCT. 9	VA INTERMONT	W	2-0
OCT. 9	HOLLIS	W	2-1
OCT. 9	MARSHALL	W	2-1
Oct. 14	East Tennessee State	W	2-0
Oct. 14	Kentucky	L	0-2
Oct. 14	Western Carolina	W	2-1
Oct. 15	VA Commonwealth	L	1-3
Oct. 15	Wake Forest	W	2-0
Oct. 15	Morehead State	L	0-2
Oct. 21	Tennessee-Martin	W	2-1
Oct. 21	Alabama	L	0-2
Oct. 22	Tennessee	L	0-2
Oct. 29	Radford	W	2-0
Oct. 29	Marshall	L	0-2
Nov. 1	Eastern Mennonite	L	1-2
Nov. 1	Mary Washington	W	2-1
NOV. 8	ROANOKE	W	2-0
NOV. 8	EMORY & HENRY	L	1-2
NOV. 8	BLUEFIELD	W	2-0
Nov. 11	VA Commonwealth	L	0-2
Nov. 12	James Madison	L	1-2
Nov. 12	Radford	W	2-0

INDIVIDUAL HONORS

All-Conference

2001:	Cheryl Stinson (BIG EAST-2nd)
	Annie Spicer (BIG EAST-Hon. Mention)
2000:	Ana Lang (Independent Conference P.O.Y.)
	Kelli O'Dell (Independent Conference)
	Cheryl Stinson (Independent Conference)
1998:	Britton Julian (Atlantic 10)
	Corrie Bundy (Atlantic 10)
1997:	Corrie Bundy (Atlantic 10)
1996:	Meredith Braine (1st Team, Atlantic 10)
1995:	Jennifer Arbuckle (2nd Team, Atlantic 10)
	Jennifer Schmidt (2nd Team, Atlantic 10)
1994:	Jennifer Schmidt (2nd Team, Metro)
1993:	Heather Berglund (2nd Team, Metro)
1992:	Heather Berglund (2nd Team, Metro)
	Kelly Chambliss (2nd Team, Metro)
	Lisa Pikalek (1st Team, Metro)
	Jennifer Schmidt (Metro Rookie of the Year)
1991:	Heather Berglund (Metro)
	Kelli Craven (Metro)
	Lisa Pikalek (Metro)
1990:	Lisa Pikalek (Metro)
1989:	Lisa Pikalek (Metro)
	Elizabeth Willson (Metro)
1988:	Elizabeth Willson (Metro)
1987:	Julie Neely (Metro)
1986:	Sonya Adams (Metro)
	Julie Neely (Metro)

All-Tournament

1998:	Kerry Majewski (Atlantic 10)
1997:	Rachel Julian (Atlantic 10)
1995:	Jennifer Schmidt (Atlantic 10)
1992:	Lisa Pikalek (Metro)
	Jennifer Schmidt (Metro)
1991:	Jenni McFadden (Metro)
1986:	Julie Neely (Metro)

Academic Awards

All-American	
1992:	Lisa Pikalek (1st Team)
1991:	Lisa Pikalek (2nd Team)
1987:	Julie Neely (3rd Team)

All-District/Region	
2001:	Holly Disser
1998:	Meredith Braine
1996:	Laura Hanner
1992:	Lisa Pikalek
1991:	Lisa Pikalek
1990:	Lisa Pikalek
1987:	Julie Neely
1982:	Ginny Lessman

All-Conference

1998:	Meredith Braine (Atlantic 10)
1995:	Jennifer Arbuckle (Atlantic 10)
1994:	Jennifer Arbuckle (Metro)
	Laura Hanner (Metro)
	Jenni McFadden (Metro)
	Lynelle Slade (Metro)
	Amanda Yelsh (Metro)
1993:	Jenni McFadden (Metro)
	Amanda Yelsh (Metro)
1992:	Kelly Chambliss (Metro)
	Jenni McFadden (Metro)
	Lisa Pikalek (Metro)
	Amanda Yelsh (Metro)
1991:	Michelle Ames (Metro)
	Kelly Chambliss (Metro)
	Jenni McFadden (Metro)
	Lisa Pikalek (Metro)
	Amanda Yelsh (Metro)
1990:	Kelly Chambliss (Metro)
	Lisa Pikalek (Metro)
1989:	Kelly Chambliss (Metro)
	Lisa Pikalek (Metro)
1982:	Ginny Lessman (Metro)

Tech Hall of Fame


1995:	Ginny Lessman (1980-83)
-------	-------------------------

Series Records

2002 opponents in CAPS

Opponent	Overall	Home	First	Last	Strk
AKRON	1-3	1-2	89	01	L1
Alabama	0-1	0-0	77	77	L1
Alabama-Birmingham	2-0	0-0	87	92	W2
Air Force	0-1	0-0	00	00	L1
American	4-0	1-0	86	96	W4
APPALACHIAN STATE	19-13-1	11-2	79	00	W12
Arkansas State	0-2	0-1	88	94	L2
Arizona State	0-1	0-0	99	99	L1
AUBURN	0-1	0-0	89	89	L1
Augusta	1-0	0-0	89	89	W1
Ball State	0-1	0-0	94	94	L1
Bluefield	2-0	2-0	77	78	W2
BOSTON COLLEGE	1-0	1-0	01	01	W1
Bowling Green	0-1	0-0	92	92	L1
Bradley	0-1	0-0	00	00	L1
California-Irvine	0-1	0-1	89	89	L1
Cal-Santa Barbara	0-1	0-0	99	99	L1
Carson-Newman	0-1	0-0	78	78	L1
Catholic	1-0	0-0	82	82	W1
Catonsville	1-0	0-0	81	81	W1
Central Florida	0-1	0-0	93	93	L1
Charles County CC	5-1	4-0	84	90	W4
Charleston, S.C.	2-0	0-0	81	89	W2
Charleston Southern	2-1	2-0	87	89	W1
CHARLOTTE	11-7	5-2	80	00	W2
Christopher Newport	1-0	1-0	80	80	W1
Cincinnati	1-11	1-5	77	90	L6
CLEMSON	1-3	0-0	80	96	L1
Cleveland State	1-0	0-0	90	90	W1
COASTAL CAROLINA	2-0	1-0	89	91	W2
Colgate	0-1	0-0	79	79	L1
Colorado	0-1	0-0	92	92	L1
Colorado State	0-2	0-0	94	96	L2
Concord	4-1-1	2-1	78	81	W4
CONNECTICUT	0-2	0-1	97	01	L2
Cornell	1-0	0-0	92	92	W1
Davidson	2-0	1-0	89	92	W2
Dayton	2-11	1-5	79	99	L2
Delaware	4-0	0-0	83	92	W4
DePaul	0-3	0-1	91	94	L3
Duke	0-10	0-1	79	00	L10
Duquesne	6-5	2-3	82	99	L2
East Carolina	4-4	3-0	78	01	W1
East Tennessee State	16-5	10-1	77	00	W3
Eastern Mennonite	1-1	0-0	77	83	W1
Eastern Michigan	0-1	0-0	87	87	L1
Elon	1-0	1-0	87	87	W1
Emory & Henry	1-1	1-1	77	78	W1
Evansville	1-1	1-0	93	01	L1
Ferrum	1-0	0-0	77	77	W1
Florida	0-2	0-0	97	01	L2
Florida A&M	1-0	0-0	87	87	W1
Florida State	0-13	0-5	80	90	L13
Fordham	10-0	5-0	95	99	W10
Fresno State	0-1	0-0	92	92	L1
Furman	4-0	2-0	78	91	W4
Gardner-Webb	1-0	0-0	01	01	W1
GEORGETOWN	0-4	0-1	85	01	L4
George Mason	11-7	2-4	79	01	L3
George Washington	9-11	5-1	77	99	L1
GEORGIA	0-1	0-0	93	93	L1
Georgia Tech	1-2	0-0	78	99	L1
Guilford	5-0	1-0	79	81	W5
Hampton	2-0	1-0	89	90	W2
High Point	4-2	3-1	79	90	W1
Hofstra	0-1	0-0	93	93	L1
Hollins	1-0	1-0	77	77	W1
Howard	3-0	0-0	83	00	W3
Illinois-Chicago	0-1	0-0	86	86	L1

Opponent	Overall	Home	First	Last	Strk
Illinois State	0-1	0-0	86	86	L1
Iowa State	0-1	0-0	91	91	L1
Jacksonville	0-3	0-0	82	87	L3
JAMES MADISON	23-16	13-3	77	01	W2
Juniata	1-1	0-0	82	82	L1
Kansas	1-2	1-0	77	97	L1
Kansas State	0-2	0-0	94	00	L2
Kent State	0-1	0-0	90	90	L1
Kentucky	0-3	0-0	77	99	L3
Kentucky State	4-0	0-0	79	82	W4
King	1-0	1-0	88	88	W1
La Salle	9-1	5-0	95	99	L1
Lehigh	1-0	0-0	82	82	W1
Lenoir-Rhyne	2-0	0-0	81	82	W2
LIBERTY	32-5	18-1	79	01	L2
Longwood	3-0-1	3-0	77	83	W2
Louisburg	0-1	0-0	78	78	L1
Louisville	3-17	2-5	80	94	L4
Loyola, Md.	0-1	0-0	82	82	L1
Lynchburg	7-0	4-0	82	87	W7
Mansfield	2-0	0-0	83	85	W2
Marquette	1-0	0-0	95	95	W1
Marshall	12-4	8-1	77	00	W11
Mary Washington	3-0	2-0	77	81	W3
Maryland-Baltimore	1-1	1-0	83	01	W1
Maryland-College Park	0-2	0-1	92	94	L2
Massachusetts	6-4	4-1	95	98	L1
Memphis	1-13	0-5	80	90	L7
MIAMI, OHIO	1-0	0-0	92	92	W1
Michigan	0-2	0-1	89	94	L2
Middle Tennessee State	0-1	0-0	79	79	L1
Milligan	1-0	0-0	80	80	W1
Mississippi	0-2	0-0	85	86	L2
Montana State	1-1	1-0	93	95	L1
Morehead State	2-5	0-0	77	96	W1
Navy	2-0	0-0	81	84	W2
New Mexico	0-1	0-0	88	88	L1
New Orleans	2-0	0-0	88	94	W2
New York Tech	1-0	0-0	79	79	W1
Nicholls State	0-1	0-0	91	91	L1
North Carolina	0-7	0-2	79	97	L7
North Carolina State	2-7	1-1	79	00	L1
Northern Illinois	0-1	0-1	99	99	L1
Northern Kentucky	0-1	0-0	80	80	L1
Northwestern	1-2	1-0	91	97	L1
NOTRE DAME	0-1	0-1	01	01	L1
OAKLAND	0-0	0-0	02	02	—
OHIO UNIVERSITY	0-0	0-0	02	02	—
Old Dominion	2-0	1-0	81	81	W2
Oral Roberts	0-1	0-0	86	86	L1
Peace	1-0	0-0	78	78	W1
PITTSBURGH	1-2	1-1	93	01	W1
Princeton	0-1	0-0	84	84	L1
PROVIDENCE	1-0	1-0	01	01	W1
RADFORD	24-6	14-2	77	01	L2
Rhode Island	3-8	2-3	83	99	L1
Rice	0-1	0-0	90	90	L1
Rio Grande	1-0	0-0	81	81	W1
Roanoke	2-0	2-0	77	86	W2
ROBERT MORRIS	0-0	0-0	02	02	—
RUTGERS	0-2	0-0	00	01	L2
St. Augustine's	2-0	2-0	85	91	W2
St. Bonaventure	8-0	4-0	95	98	W8
ST. JOHN'S	0-1	0-0	01	01	L1
St. Louis	0-2	0-0	80	81	L2
St. Peter's	0-1	0-0	00	00	L1
Sam Houston	0-1	0-0	90	90	L1
San Diego	1-0	0-0	88	88	W1
SETON HALL	0-2	0-0	00	01	L2
South Alabama	1-0	0-0	86	86	W1
South Carolina	1-13	0-3	83	99	L1
South Carolina-Spartanburg	1-0	0-0	83	83	W1



Emily Smith digs a ball against Providence.

Opponent	Overall	Home	First	Last	Strk
South Florida	2-4	1-1	87	94	L2
Southeast Missouri State	0-1	0-0	93	93	L1
Southern Mississippi	11-2	4-1	82	94	W9
Southwest Texas	0-2	0-0	98	00	L2
SYRACUSE	1-1	0-0	93	01	L1
Temple	4-9	3-2	87	99	L1
TENNESSEE	1-11	1-2	77	01	L3
Tennessee-Chattanooga	2-0	0-0	79	91	W2
Tennessee-Martin	1-0	0-0	77	77	W1
Tennessee Tech	1-1	0-0	79	80	W1
Texas	0-1	0-0	94	94	L1
Texas-Arlington	0-2	0-0	92	94	L2
Texas A&M	1-0	1-0	94	94	W1
TEXAS CHRISTIAN	0-0	0-0	02	02	—
Texas-El Paso	0-1	0-0	95	95	L1
Toledo	1-1	0-0	81	90	L1
Towson State	0-1	0-0	91	91	L1
Tulane	2-11	0-3	80	94	L3
Tulsa	0-1	0-0	84	84	L1
UNC Asheville	7-0	2-0	80	93	W7
UNC Greensboro	6-1	3-0	79	91	W6
UNC Wilmington	1-0	1-0	86	86	W1
Valparaiso	1-1	0-0	86	96	L1
VILLANOVA	3-1	1-0	82	01	W2
VIRGINIA	19-21	10-9	79	01	L7
Virginia Commonwealth	18-8	4-0	77	00	W13
Virginia Intermont	2-0	2-0	77	78	W2
WAKE FOREST	16-3	6-1	77	97	W14
Washington State	0-1	0-0	94	94	L1
Western Carolina	6-3	1-0	77	01	L1
Western Kentucky	2-0	1-0	92	95	W2
WEST VIRGINIA	3-2	1-0	79	01	W2
Wichita State	0-1	0-0	90	90	L1
William & Mary	5-14	1-3	81	00	L1
Winthrop	1-0	0-0	82	82	W1
Wisconsin-Madison	0-1	0-0	92	92	L1
Wisconsin-Milwaukee	1-0	1-0	91	91	W1
Wright State	1-1	0-0	88	96	W2
Wyoming	0-1	0-0	88	88	L1
Xavier	5-5	4-1	95	99	W1
Yale	0-1	0-0	79	79	L1
Youngstown State	1-0	0-0	84	84	W1

Administration



Charles Steger
University President



Jim Weaver
Director of Athletics



Sharon McCloskey
Senior Associate
Director of Athletics



David Chambers
Senior Associate
Director of Athletics
for External Affairs



Tom Gabbard
Associate Director
of Athletics for
Internal Affairs



Jon Jaudon
Associate Director
of Athletics for
Administration



John Ballein
Associate Director
of Athletics for
Football Operations



Tim East
Assistant Director of
Athletics for Marketing
and Promotions



Tim Parker
Assistant Director
of Athletics for
Compliance



Mike Gentry
Assistant Director
of Athletics for
Athletic Performance



Randy Butt
Assistant Director
of Athletics for
Financial Affairs



Sandy Smith
Associate Director
of Athletics for
Ticketing Services

Athletic Training

The Virginia Tech Sports Medicine Department is an ever-changing and developing unit that strives to provide the most current and comprehensive care to all student-athletes.

The department, under the leadership of Dr. Gunnar Brolinson, Dr. Delmas Bolin, Dr. Duane Lagan and Mike Goforth, director of athletic training, is constantly evolving to incorporate new ideas and state-of-the-art resources for the betterment of student-athletes.

A staff including general practitioners, orthopedic surgeons, certified athletic trainers, physical therapists, chiropractors, massage therapists, sports psychologists, nutritionists and orthotists, are available to manage the health care of athletes.

As part of the evolution, Tech recently completed, the 4,300 square foot Eddie Ferrell Memorial Training Room.

This area consolidated the training rooms that existed in

the Merryman Center and Cassell Coliseum. The new facility gives the training staff a centralized area to care for the needs of all Virginia Tech student-athletes.

The new room, which nearly doubles the size of the former Merryman Center facility, also allows the staff to utilize that room for physical therapy, chiropractic care and massage therapy. With its completion, Virginia Tech now has more than 10,000 square feet dedicated to sports medicine, placing Tech in the top five percent nationally.

In addition, the \$10 million Merryman Center, a state-of-the-art facility which includes 2,400 square feet of medical space, will supplement the new training room.

This treatment room has numerous treatment modalities including electric stimulation, ultrasound, hot packs and interferential current. It also has an office for the staff, dozens of training tables, whirlpools, rehabilitation equipment and two cold tubs. In addition, a

new training room has been constructed in Rector Field House and serves the softball team when it practices.

The training, medical and strength and conditioning staffs each have a role in bringing the athlete back quickly and ready to play. After an injury, an athlete will go through rehabilitation and physical therapy. Athletes are then moved to weight training as they become able. The strength and conditioning staff uses specific programs for each injury in an effort to get the athlete back quickly.

The range of benefits athletes have access to include custom orthotics, custom mouth guards, specialized prophylactic bracing and many other options to help prevent or protect them from injuries.

A vital part of student-athletes services is the access



Megan Rittler

to the Schiffert Student Health Center in McComas Hall. A health center and counseling services are available on one side of McComas Hall, while recreation sports and fitness programs are available on the other. The center also has a fully-operational diagnostic laboratory, X-ray facilities and eight full-time physicians.

Student-athletes can also go to Schiffert Student Health Center to be seen by a practitioner or see an orthopedic surgeon, if necessary. If physical therapy is needed, student-athletes can rehab at the Merryman Center.

Staff psychologists, located in the Cook Counseling Center, are also available to all student-athletes for personal and performance issues.

There are five Certified Athletic Trainers assisted by a staff of seven graduate assistants and 15 student trainers in caring for Tech's 21 varsity sports.

Megan Rittler, in her second year at Tech, begins her first year with the volleyball team.

Student-Athlete Academic Support Services

The success of Virginia Tech's volleyball program rests largely on the academic progress of each student-athlete. The academic performance of Tech student-athletes has improved each year due in part to the Student Athlete Academic Support Services (SAASS).

Last year, senior Holly Disser earned Verizon All-District III second-team academic honors.

The Virginia Tech graduation rate for student-athletes has risen significantly in recent years and reached 71 percent in 2002 as compared to the national average of 58 percent.

The 71 percent student-athlete graduation rate marks the fourth time in the last nine years that Virginia Tech has reached that level.

Last spring, the Athletic Director's Honors Breakfast paid tribute to a record 347 student-athletes, student trainers, student managers, cheerleaders and HighTechs who posted 3.0 or greater QCA's in the 2001 calendar year.

Student-athletes are the most visible student component of a

university. They entertain thousands of fans, students and alumni. Athletic events bring back not only faithful alumni, but are a welcome mat for potential new students.

Student-athletes devote many hours to practice, conditioning and training that are not required of all students. Due to their time commitment and



Chris Helms

their high visibility, it is an obligation and in the best interest of the university to supply these students with services

which will allow them to maximize their academic potential.

The ultimate goal is for all student-athletes to successfully complete their degree.

Student Athlete Academic Support Services provides programming for student-athletes from their freshman year through

graduation.

This includes a comprehensive orientation to Tech, study hall, mentoring, tutoring, academic monitoring, academic recognition, and eligibility education.

Additionally, student-athletes are referred to and encouraged to take advantage of other campus agencies charged with helping students in their academic pursuits.

Academic facilities for student-athletes include the Monogram Room, a large room used as a study hall area adjacent to the SAASS office in Cassell Coliseum.

The HEAT (Hokies Engaging in Advanced Technology) Lab and its satellite sites house over 40 computers on the second floor and third floors of Cassell Coliseum.

Laptop computers are also available for Virginia Tech athletes to use when travelling to away contests.

The athletic department also provides areas for private, quiet study for the athletes' convenience.

Together, these spaces provide the student-athlete with a variety of study environments conducive to their success.

Athletes can use these facilities between classes, after practice, or in the evenings, with flexible hours tailored to make the most of a student-athlete's limited time.



Renia Edwards

Chris Helms, in his fourth year at

Tech, is the director and is responsible for the development and leadership of the Student Athlete Academic Support Services office.

Assisting him are associate directors Lois Berg and Colin Howlett, Katie Ammons, Renia Edwards, Becky Kolenbrander and Terrie Repass.

Edwards, who is in her second year at Virginia Tech, is in charge of the Hokie volleyball team.

Office of Student Life

The Office of Student Life at Virginia Tech helps in providing assistance to student-athletes in a number of areas.



Jermaine Holmes

This office, which is run by Jermaine Holmes, director of student life, is dedicated to enhancing the quality of the student-athlete experience through the many programs that it implements.

One program that the office sponsors is the HiTOPS CHAMPS/Life Skills Program (Hokies Turning Opportunities Into Personal Success), which provides a well-rounded program for student-athletes to develop the individual skills necessary to lead successful

and productive lives after they leave college.

The goal of this program is to enhance five areas of commitment that are vital to personal growth of student-athletes.

Those areas are service, academic excellence, career development, athletic excellence and personal development.

Hokies With Heart

Hokies With Heart is a program developed by the Office of Student Life, which promotes the involvement of student-athletes in community service activities.

In the past year, Virginia Tech student-athletes participated in nearly 50 community service projects.

The Virginia Tech volleyball program takes great pride in the many projects to which it contributes, including the Hokie

Readers program, the Special Olympics, hospital visits, and a canned food drive.

VT-SAAC

The Virginia Tech Student Athlete Advisory Committee (VT-SAAC) promotes effective communication between athletics administration and student-athletes to better serve their needs.

The program is completely run by student-athletes and each team has two representatives.

Christine Shubat and Holly Disser were the representatives for the Hokie volleyball team last season.

VT-SAAC participates in a community service activity called Winning Choices.

This program sends athletes to local elementary, middle, and high schools to talk about the importance of citizenship, work

ethic, and working with others.

Outstanding Student-Athletes

Each month, the Office of Student Life awards recognition to a student-athlete for participation in community service projects and dedication to the Hokies With Heart program. Last year, Shubat was given this award.

Holmes is in his fourth year as the director of student life for Virginia Tech and fifth year working in the athletics department.

Holmes oversees the day to day operation of the office of student life, directs the HiTOPS CHAMPS/Life Skills Program and serves on various student-related committees on campus.

He earned his bachelor's degree in marketing management in 1996 and his master's in consumer studies in 1998, both from Virginia Tech.

Athletic Performance

Thanks to the direction of Assistant Athletic Director for Athletic Performance Mike Gentry, the Virginia Tech strength and conditioning program is among the best in the nation.

The volleyball team trains in the beautiful 17,000-square foot training center on the first level of the Merryman Athletic Center.

The weight room facility features new free-weight equipment, a full line of Hammer Strength equipment, 12 platforms and a 6,000-square foot state-of-the-art speed and agility room.

One of the newer features is a 10-by-40-yard sand pit located outdoors and adjacent to the weight room. This new pit will be used for resistive running drills to improve speed.

Tech volleyball players used to train in the Jim "Bulldog" Haren Weight Room. Located in Jamerson Athletic Center, the 5,000-square foot weight room was officially dedicated in September 1985 to Haren, a former Hokie football player and long-time supporter of the Virginia Tech Athletic Department.

With the two facilities, the Hokies have over 22,000-square feet of strength and conditioning training space.

Gentry is in his 15th season as the Hokies' director of strength and conditioning. As assistant athletics director for athletic performance, his duties include overseeing the strength and conditioning training of athletes in all 21 varsity sports at Virginia Tech.

A native of Durham, N.C., he received his bachelor's degree in physical education from Western Carolina University in 1979 and received his master's from the University of North Carolina at Chapel Hill in 1981. He received his doctorate in curriculum and instruction, with an emphasis in motor behavior, from Tech in 1999.

Gentry worked as an assistant strength coach at UNC and as the head strength coach at East Carolina University prior to coming to Virginia Tech in 1987.

In 1995 and 1996, Gentry was recognized by the National Strength and Conditioning Association as a finalist for the National Strength and Conditioning Professional of the Year.

Gentry has a son, Roy Christopher, who is 11.

Assisting Gentry in the weight room this year are three full-time assistant strength and conditioning coaches: Jay Johnson, assistant director of strength and conditioning, Terry Mitchell, strength and conditioning coordinator of men's Olympic sports and Emily Chones, strength and conditioning coordinator for women's Olympic sports.

Gentry will also have the services of five graduate assistants — Erin O'Neil, Lisa Guarneri, Keith Short, Gabe Teeple and Ken Oxendine.



Emily Chones

Sports Nutrition

A new program was added to the athletics department in July 2000 — sports nutrition. The department is continually evolving to best serve the student-athlete.

As of July 2002, Amy Freel, former Coordinator of Student Life, became the full-time Sports Nutritionist in the Athletics Department.

Freel graduated from Ball State University with her bachelor's degree in dietetics in 1996 and received her master's in dietetics from Ball State in 1998.

Freel works one-on-one with student-athletes to provide them with information that they need on their diet. She also provides individual players with diet counseling on issues such as gaining lean muscle mass, losing body fat, and how to eat to improve performance.

The sports nutritionist works with the "Training Edge", a dining option for health-conscious students and athletes, to design menus for training tables and daily menu selections.

Sports Psychology

A new addition to the athletics department as of August 2000 is sports psychology. The licensed psychologists, Dr. Gary Bennett, and Dr. Robert Miller, Associate Director of the Thomas E. Cook Counseling Center, counsel student-athletes either individually or as a team.

The psychologists meet with student-athletes on an individual basis for personal counseling, performance enhancement and to discuss the mental aspects of the game.


As a team, the sports psychologists work on team building, communication and performance enhancement.

The psychologists also offer an injury group to afford injured athletes the opportunity to meet with other injured athletes and talk about their recovery process.

Injured athletes may also meet individually with the sports psychologists if they do not feel comfortable in the group or cannot make the sessions.

The response to the sports psychology program has been very positive. The student-athletes are very receptive to the services offered by the doctors.

The sports psychology office reaches out to student-athletes who may not have considered going to the counseling service that is offered to all students at Virginia Tech.



The Virginia Tech volleyball team is one of the teams that trains in the Merryman Center weight room. The facility, which is used by the Tech football team, is one of the finest around. At right, Ana Lang, Sarah Rogers and Annie Spicer work out with the dumb-

The BIG EAST Conference

The BIG EAST Conference, entering its 24th year, takes pride in its long list of accomplishments. Providing opportunities to excel amongst the nation's best, both athletically and academically, continues to be its mission.

There was plenty of evidence of that mission being accomplished during the 2001-02 season. The BIG EAST had undefeated national champions in football and women's basketball, 32 student-athletes who earned Academic All-America honors, and two student-athletes who were named the national player of the year in their sports.

Miami won the Rose Bowl to cap a perfect 12-0 season for its fifth national title and second for the league.

The Connecticut women's basketball team earned its third national title with a record-setting 39-0 mark. BIG EAST teams have won 10 national championships since 1995 in six different sports.

UConn's Sue Bird was the consensus women's basketball player of the year and Erin Elbe of Georgetown was honored with the women's lacrosse player of the year award. The Notre Dame baseball team became the first conference team to play in the College World Series.

The BIG EAST has always been able to boast that some of its best students are also some of its best athletes. Notre Dame softball standout Jarrah Myers was honored as the Verizon/CoSIDA Academic All-American Team Member of the Year in addition to earning All-America honors for her accomplishments on the diamond.

For three of the last eight years, a BIG EAST student-athlete has won the Honda-Broderick Cup as Collegiate Woman of the Year.

BIG EAST student-athletes have continued their success after leaving the classrooms and playing fields. Former

Connecticut women's basketball standout Dr. Leigh Curl was inducted into the Verizon Academic All-America Hall of Fame in 1999. Former Georgetown men's basketball star Dikembe Mutumbo was named a winner of the President's Service Award, the highest honor in the U.S. for volunteer service.

Whether it's the student-athletes or the league as a whole, moving forward successfully and exploring new horizons have been the norm rather than the exception for the conference.

Most recently the league welcomed Virginia Tech as its 14th full member in 2000. In the spring of 2001, the BIG EAST added women's lacrosse to its growing list of sports.

When the 1990s began, The BIG EAST Conference had just completed its eighth season with nine members. The league was arguably as healthy as a conference could be.

The BIG EAST was a headline-grabber immediately, especially in men's basketball, its signature sport. The BIG EAST Football Conference did not exist.

The '90s was a decade of enormous change in college athletics with conferences adding new members and new leagues beginning. The BIG EAST was no different than most groups. The league has had four separate expansions in the past 11 years.

The BIG EAST became a reality on May 31, 1979, following a meeting of athletic directors from Providence College, St. John's, Georgetown and Syracuse Universities. Seton Hall, Connecticut and Boston College completed the original seven-school alliance.

After one season, Villanova was added and began play in 1980-81. Two

seasons later, Pittsburgh joined the group and started competition in '82-83.

Miami was admitted in 1990 and began BIG EAST competition in '91-92. Rutgers, West Virginia and Notre Dame joined in '94 in two separate expansions and began play in 1995-96.

More than 475 BIG EAST athletes have earned All-America recognition and dozens have won individual NCAA national championships.

The BIG EAST has been well represented in U.S. or foreign national and Olympic teams, with several athletes earning gold medals in the summer Olympiads in Sydney in 2000, Atlanta in '96, Barcelona in '92, Seoul in '88 and Los Angeles in '84.

The BIG EAST has its headquarters in Providence where the conference administers to more than 5,000 athletes in 22 sports.

2001 BIG EAST Volleyball Awards

Player of the Year:

Malinda Goralski, Notre Dame, Sr., MB, Missouri City, Texas

Setter of the Year:

Kristen Kinder, Notre Dame, So., S, Fresno, Calif.

Rookie of the Year:

Sara Albert, Georgetown, Fr., MB, Davis, Calif.

Coach of the Year:

Debbie Brown, Notre Dame

All-BIG EAST First Team

Shayla Bush, So., OH, Rutgers*
Malinda Goralski, Sr., MB, Notre Dame*
Wendy Hatlestad, So., RS, Pittsburgh
Kristy Kreher, Sr., OPP, Notre Dame*
Yulia Vtyurina, Sr., OH, Georgetown*
Melissa Wooley, Jr., OH/RS, Connecticut

All-BIG EAST Second Team

Sara Albert, Fr., MB, Georgetown
Kim Fletcher, So., MB, Notre Dame
Kristen Kinder, So., S, Notre Dame
Christine Lambert, Jr., MH, Connecticut
Cheryl Stinson, Jr., MB, Virginia Tech
Pualani Tuyay, Jr., S, Rutgers

All-BIG EAST Honorable Mention

Kari Belin, Jr., OH/MB, Seton Hall
Sarah Katinger, Sr., OH, Providence
Mary Kiriakou, Sr., MH, Rutgers
Carrie Norris, Jr., S, Pittsburgh
Annie Spicer, Fr., RS, Virginia Tech
Jennifer Ward, So, S, Georgetown

* denotes unanimous selection

2001 BIG EAST Volleyball Standings (FINAL)

	BIG EAST			Overall		
	W	L	Pct.	W	L	Pct.
*Notre Dame (25)	12	0	1.000	22	7	.759
Rutgers	10	2	.833	17	6	.739
Georgetown	10	2	.833	18	9	.667
Connecticut	9	3	.750	21	7	.750
Pittsburgh	7	5	.583	11	16	.407
Seton Hall	6	6	.500	13	12	.520
St. John's	6	6	.500	18	9	.667
Virginia Tech	5	7	.417	9	19	.321
Boston College	5	7	.417	18	11	.621
West Virginia	3	9	.250	8	20	.286
Syracuse	3	9	.250	14	13	.519
Villanova	2	10	.167	7	17	.292
Providence	0	12	.000	6	20	.231

(USA Today/AVCA Rank - Nov. 19)

* - BIG EAST regular season and tournament champion

36 Virginia Tech Volleyball

Blacksburg Virginia College Town U.S.A.



One of America's classic college towns, Blacksburg is a perfect setting for Virginia Tech.

Located in Southwest Virginia on a plateau between the Blue Ridge and Alleghany Mountains, Blacksburg combines the laid-back lifestyle of a small town with the amenities one would expect to find around a major center of higher education. Together, the town and university have worked hard to create a progressive community that ranks among the nation's elite living environments. Blacksburg was recently named one of the Top 10 places to live by *Outside* magazine.

Virginia Tech and the Town of Blacksburg gained national and international attention by creating the world's first "electronic village." Businesses and industries have been drawn by the quaint town's potential.

Established in 1798 by John and William Black, the town is surrounded by scenic mountain views that accentuate the area. The nearly 40,000 residents (including students) enjoy a close proximity to a variety of recreation areas such as the Blue Ridge Parkway, Appalachian Trail, Claytor Lake and the New River.



This Is Hokie Volleyball!

2002 SCHEDULE

Aug. 30-31	at Wake Forest University Tournament	
30	vs. Ohio University	5 p.m.
31	vs. Auburn	11 a.m.
31	at Wake Forest	7 p.m.
Sept. 6-7	at University of Akron Tournament	
6	vs. Oakland	5 p.m.
7	vs. Robert Morris	2:30 p.m.
7	at Akron	7:30 p.m.
10	Virginia	7 p.m.
13-14	Hokie Classic	
13	CHARLOTTE	7 p.m.
14	APPALACHIAN STATE	10 a.m.
14	GEORGIA	7 p.m.
17	TENNESSEE	7 p.m.
20-21	at Clemson University Tournament	
20	at Clemson	7 p.m.
21	vs. Texas Christian	Noon
21	vs. Coastal Carolina	4:30 p.m.
28	at Providence *	2 p.m.
29	at Boston College *	1 p.m.
Oct. 5	at Georgetown *	2 p.m.
6	at Villanova *	2 p.m.
11	SETON HALL *	7 p.m.
13	RUTGERS *	2 p.m.
16	LIBERTY	7 p.m.
22	at Radford	7 p.m.
26	MIAMI *	7 p.m.
29	JAMES MADISON	7 p.m.
Nov. 1	CONNECTICUT *	7 p.m.
3	ST. JOHN'S *	2 p.m.
9	at West Virginia *	7:30 p.m.
10	at Pittsburgh *	2 p.m.
15	SYRACUSE *	7 p.m.
17	NOTRE DAME *	1 p.m.
23-25	BIG EAST Championship (at Pittsburgh, Pa.)	

Home Matches in ALL CAPS
*BIG EAST Conference game

