


VIRGINIA TECH




Kathleen
Jones



Sarah
Prorise



Ciara
Chaffee



Megan
Evans

2005 SOFTBALL



VIRGINIA TECH

Virginia Polytechnic Institute and State University is a public institution with a world-renowned reputation in high-technology fields, such as engineering, architecture and the sciences. The university teaches more than 28,000 students, including 2,000 international students representing 110 countries. Virginia Tech, as the university is popularly known, offers more than 70 undergraduate majors and nearly 110 graduate degree programs taught by nationally and internationally recognized scholars.

Virginia Tech is organized into eight colleges — Agriculture and Life Sciences, Architecture and Urban Studies, Science, Pamplin College of Business, Engineering, Liberal Arts and Human Sciences, Natural Resources and Virginia-Maryland College of Veterinary Medicine.


RESEARCH: With 3,700 ongoing research projects, Virginia Tech is the state's top research university and one of the top in the nation.

TECHNOLOGY: At Virginia Tech, technology is part of every student's daily vocabulary. Students learn better and faster, keep in touch with home and with the world, generate working relationships with teachers, and ready themselves for success in tomorrow's workplace.

RESIDENTIAL & DINING PROGRAMS: Each year, more than 8,700 students live on campus, 4,000 of whom are upperclassmen. The on-campus experience includes a wide variety of activities such as study skills sessions, movie nights and intramural sport teams.

Each residence hall room is equipped with high-tech communications systems that provide voice mail and Ethernet access. Rooms are also equipped with a cable TV outlet that provides a wide variety of instructional, entertainment, news and foreign language programs.


Dining centers include specialty dining areas, all-you-care-to-eat buffets and a 12-station food court.



STUDENT LIFE: More than 500 student organizations on campus serve academic, athletic, service, religious, arts and special interests, among others.

Tennis, golf, hiking, camping, cycling, jogging, canoeing and kayaking, swimming and horseback riding are favorite activities which can be enjoyed on or near campus year-round.

HOKIE SPORTS: Virginia Tech athletics teams compete at the NCAA Division I level in 21 men's and women's sports. Tech became a member of the Atlantic Coast Conference for all sports on July 1, 2004.





2005 Virginia Tech Softball



Table of Contents

Quick Facts	1
Media Guide Credits	1
Media Information	2
What's a Hokie?	2
2005 Rosters	3
Pronunciation Guide	3
2005 Outlook	4-5
Head Coach Scot Thomas	6
Assistant Coaches	7
Support Staff	7
Player Profiles	8-22
hokiesports.com	12
Computer Services Department	17
The Atlantic Coast Conference	23
2005 Opponents	24
2005 Tournaments & Travel Plans	25
2004 Season in Review	26
2004 Statistics & Results	27
All-Time Individual and Team Records	28-29
Streaks and Productivity	28
Individual Game Records	30
Team Game Records	31
Single-Season Individual Records	32-33
Career Individual Records	34-35
Records vs. All Teams Played	36
Series Results	36-38
All-Time Letterwinners	39
Hokie Fastpitch Club	39
All-Time Award Winners	40
Year-by-Year Results	41-43
Longest Winning and Losing Streaks	41
Louisville Slugger	44
Facilities	45
Administration	46
Athletic Training	46
Student-Athlete Academic Support Services	47
Athletic Office of Student Life	47
Athletic Performance	48

Quick Facts

Location: Virginia Tech is located in Blacksburg (pop. 39,000) in scenic southwest Virginia. The campus lies on a plain between the Blue Ridge and Allegheny Mountains, 2,100 feet above sea level.

History: Founded in 1872 as the land-grant university of the state

Enrollment: 28,000

Colors: Chicago maroon & burnt orange

Nickname: Hokies

Conference: Atlantic Coast (ACC)

President: Charles W. Steger

Director of Athletics: Jim Weaver

Senior Woman Administrator: Sharon McCloskey

Head Softball Coach: Scot Thomas (East Tennessee State, '91)

Record at Tech: 302-226 (9 years)

Career Record: same

Assistant Coach: Christine Hornak (UNC Greensboro, '98)

Year at Tech: First

Assistant Coach: Al Brauns (Penn State, '73)

Year at Tech: Seventh

Home Field: Tech Softball Park (500)

Dimensions: Lines 200'; center 220'

Press Box Phone: (540) 231-6061

2004 Record: 36-23

2004 BIG EAST Record: 9-11

2004 BIG EAST Finish: T-7th

Starting Position Players Returning/Lost: 4/4

Pitchers Returning/Lost: 3/1

Newcomers: 6

2004 Letterwinners Returning/Lost: 11/3

Softball Office: (540) 231-3671

VT Softball on the Web: www.hokiesports.com/softball

The 2005 Virginia Tech softball media guide is a publication of the Virginia Tech Sports Information Office, written to assist the working media and designed to aid all media members in their coverage of Virginia Tech softball. The 2005 softball media guide was written and designed by Bryan Johnston. Action photos and head shots were contributed by David Knachel. This book was printed by Southern Printing Company, of Blacksburg, Va. A special thanks to the Tech softball staff for its assistance.

ON THE COVERS: The front cover features the 2005 seniors — Ciara Chaffee, Megan Evans, Kathleen Jones and Sarah Prosisie. The back cover features juniors Kelly Brown, Katie Maynard, Caitlin Murphy and Callie Rhodes, as well as the 2005 schedule.

Virginia Tech does not discriminate against employees, students, or applicants on the basis of race, color, sex, sexual orientation, disability, age, veteran status, national origin, religion, or political affiliation.

Anyone having questions concerning discrimination should contact the Equal Opportunity and Affirmative Action Office at (540) 231-7500.

MEDIA INFORMATION

GAME CREDENTIALS

Home games are held at Tech Softball Park and are free of charge. No credentials are needed for entrance. Media interested in attending the games are encouraged to call the Virginia Tech Sports Information Office for further information.

COACH/PLAYER INTERVIEWS

PLEASE SCHEDULE ALL INTERVIEWS THROUGH THE VIRGINIA TECH SPORTS INFORMATION OFFICE AT (540) 231-3387.

For interviews with head softball coach Scot Thomas or any of the Hokie softball players, please contact **Bryan Johnston** at the Virginia Tech Sports Information Office — **(540) 231-3387**.

Coach Thomas is usually available for interviews between 9 a.m.-1 p.m., Monday-Thursday. Interviews with players will be available according to class and practice schedules. **At no time will an athlete's telephone number be released and media are asked not to contact athlete's at home, on their cell phones or via E-mail.**

POST-GAME INTERVIEWS

Coach Thomas and players will be available after the second game of the doubleheader, following a short cool-down period. Please make all requests for interviews with Assistant Sports Information Director **Bryan Johnston** in the press box.

GAME RESULTS

Box scores will be available immediately following the conclusion of the game, and will also be faxed to the opposing team's sports information office. A story, complete with box score, will be sent to the Richmond Associated Press, as well as to selected covering newspapers.

Team and individual statistics will be updated and available following each game. Results, a game story and statistics, as well as information on Tech's entire athletic program, can also be obtained via the Internet on Tech's homepage: www.hokiesports.com

LIVE STATS AND BROADCASTS

Fans and media can keep up with the Hokies via the Internet with live stats. At all home games, and selected away games, play-by-play, as well as up-to-date box scores and stats, are available by clicking on the live stats link on Tech's homepage. This year, audio broadcasts can be found on hokietv.com. Tony Luftman will call the games, providing fans another avenue to keep up with the Hokies.

SOFTBALL HOTLINE

Within 30 minutes after each game, fans and media can call the Virginia Tech Softball Hotline and listen to a recording recapping the day's action. To access the hotline, call (540) 232-3719 and press "3" during the introduction.

WHAT IS A HOKIE?

That's the most often-asked question at Virginia Tech.

The answer leads all the way back to 1896 when Virginia Agricultural and Mechanical

College changed its name to Virginia Polytechnic Institute.

With the change came the necessity for writing a new cheer and a contest for such a purpose was held by the student body.

Senior O.M. Stull won first prize for his "Hokie" yell which still is used today. Later, when asked if "Hokie" had any meaning to it, Stull explained the word was solely the product of his imagination and was only used as an attention-getter for his yell.

It soon became a nickname for all Tech teams and for those loyal to Tech athletics.



*The HokieBird
— Tech's lovable mascot.*

SPORTS INFORMATION



Bryan Johnston
Assistant Sports Information Director

Bryan Johnston is in his sixth year with both the Virginia Tech Athletics Department and the Hokie softball team.

He became a full-time employee at Virginia Tech after serving as an intern in the sports information office during the 1999-2000 school year.

As the SID for softball, Johnston oversees the press box at home games, serving as the official statistician. On the road, he keeps the Web site and team stats updated. He has served as both the official scorer and announcer at several NCAA Softball Championships, as well as two games involving the U.S. Olympic Softball team.

A native of Chesapeake, Va., Johnston is a 1999 graduate of the University of South Carolina with a degree in sport administration.

Virginia Tech Sports Information Office

460 Jamerson Athletic Center
Blacksburg, VA 24061

Office Phone: (540) 231-3387

Home Phone: (540) 392-1994

E-Mail Address: blj@vt.edu

www.hokiesports.com/softball

DIRECTIONS TO BLACKSBURG

From the north or east, take Interstate 81 south to exit 118B, following US 460 west to Blacksburg.

From the south, take Interstate 81 north to exit 118B, following US 460 west to Blacksburg.

From West Virginia, take Interstate 77 south (West Virginia Turnpike) to exit 9. Exit and turn left onto 460 east. Follow 460 east to Blacksburg.

Once in Blacksburg, use the 460 bypass around the downtown area. Follow 460 to the signal at Southgate Drive (Va. 314). Turn into campus, and proceed one-half mile on Southgate Drive. Turn left onto Spring Road, just before the football stadium. Tech Softball Park will then be on the left, across the street from Lane Stadium.

MEDIA OUTLETS

	Phone	Fax
Associated Press	804-643-6646	804-643-6223
Collegiate Times	540-231-9865	540-231-5057
Richmond Times-Dispatch	804-649-6445	804-775-8085
Roanoke Times	540-981-3221	540-981-3392
WDBJ-7 (Roanoke, CBS)	540-985-3623	540-343-7269
WSLS-10 (Roanoke, NBC)	540-981-9126	540-343-2059

2005 HOKIE ROSTER

No.	Name	Pos.	Ht.	Class	B-T	Exp.	Hometown	High School/Other
1	Angela Tincher	P	5-7	Fr.	R-R	HS	Eagle Rock, Va.	James River
2	Allyson Campbell	2B	5-1	So.	R-R	1L	Salem, Va.	Salem
3	Stefany Bennett	C	5-5	Fr.	R-R	HS	Christiansburg, Va.	Christiansburg
4	Caitlin Murphy	2B	5-4	Jr.	R-R	2L	Vienna, Va.	James Madison
6	Alisia Narodowski	SS	5-5	Jr.-Tr.	R-R	JC	Vancouver, B.C.	Vancouver Tech/Lake City CC
8	Kelly Brown	OF	5-5	Jr.	L-R	2L	Dale City, Va.	Gar-Field
9	Kelsey Hoffman	C/IF	5-6	Fr.	R-R	HS	Tequesta, Fla.	W.T. Dwyer
10	Karie Morrison	P	5-6	So.	R-R	1L	Great Falls, Va.	Park View
12	Caroline Stolle	3B/OF	5-5	Fr	R-R	HS	Chester, Va.	L.C. Bird
13	Callie Rhodes	OF	5-6	Jr.	L-R	2L	Broadway, Va.	Broadway
14	Kathleen Jones	3B	5-3	Sr.	R-R	2L	Centreville, Va.	Chantilly
15	Ciara Chaffee	IF	5-9	Sr-Tr.	R-R	1L	Snohomish, Wash.	Snohomish/FCC at Jacksonville
16	Katie Maynard	P	5-7	Jr.	R-R	2L	Lancaster, Ohio	Lancaster
17	Crystal Beach	OF	5-5	Jr.	R-R	2L	Viewtown, Va.	Culpeper County
18	Sarah Prosis	OF	5-4	Sr.	R-R	3L	Blackstone, Va.	Nottoway
20	Megan Stone	P	6-2	Jr.	R-R	1L	McKees Rocks, Pa.	Sto-Rox
22	Theresa Walsh	OF	4-9	Jr.	L-R	2L	Binghamton, N.Y.	Susquehanna Valley
23	Stephanie Savre	1B	5-7	Fr.	L-L	HS	Simi Valley, Calif.	Westlake
24	Megan Evans	C	5-5	Sr.	R-R	3L	Mansfield, Pa.	Notre Dame (N.Y.)

Head Coach: Scot Thomas (East Tennessee State, 1991, 10th Season)

Overall Record: 302-226 (10th season)

Virginia Tech Record: same

Assistant Coach: Christine Hornak (UNC Greensboro, 1998, First Season)

Assistant Coach: Al Brauns (Penn State, 1973, Seventh Season)

Trainer: Nate Miker



The 2005 Virginia Tech softball team: (front, l-r) Megan Evans, Ciara Chaffee, Sarah Prosis, Kathleen Jones; (second row, l-r) Alisia Narodowski, Caitlin Murphy, Allyson Campbell, Caroline Stolle, Stefany Bennett, Crystal Beach, Kelsey Hoffman, Theresa Walsh; (back row, l-r) head coach Scot Thomas, assistant coach Christine Hornak, Karie Morrison, Callie Rhodes, Stephanie Savre, Megan Stone, Katie Maynard, Kelly Brown, Angela Tincher, assistant coach Al Brauns and trainer Nate Miker.

ROSTER BREAKDOWN

Hokies by States

Virginia	11
Pennsylvania	2
California.....	1
Florida	1
New York	1
Ohio	1
Washington.....	1
British Columbia, Canada	1

Hokies by Class

Seniors.....	4
Juniors.....	8
Sophomores	2
Freshmen.....	5

Pronunciation Guide

Brauns	Bronze
Ciara Chaffee.....	See-AIR-uh CHAFF-fee
Maynard	MAY-nerd
Narodowski	Nare-uh-DOW-ski
Prosis	PRO-sise (rhymes with price)
Savre	SAVE-ree
Stolle.....	rhymes with holly
Tincher.....	TINCH-urr

ALPHABETICAL ROSTER

Name	No.	Name	No.
Crystal Beach	17	Caitlin Murphy	4
Stefany Bennett.....	3	Alisia Narodowski.....	6
Kelly Brown.....	8	Sarah Prosis.....	18
Allyson Campbell	2	Callie Rhodes.....	13
Ciara Chaffee	15	Stephanie Savre.....	23
Megan Evans	24	Caroline Stolle.....	12
Kelsey Hoffman.....	9	Megan Stone	20
Kathleen Jones.....	14	Angela Tincher	1
Katie Maynard	16	Theresa Walsh.....	22
Karie Morrison	10		

2005 PREVIEW

INFIELD

HEADLINES

- The infield will have a new look this year and may be completely revamped.
- **Stephanie Savre** will take over at first base, replacing a four-year starter. She swings a powerful bat from the left side and will fill in nicely defensively. Freshman **Kelsey Hoffman** could also be used here when not catching.
- **Caitlin Murphy** and **Allyson Campbell** will battle for playing time at second base. Murphy earned all-conference honors a year ago for her production at the plate. Campbell earned her playing time last season as a dependable pinch runner, scoring eight runs.
- **Alisia Narodowski** takes over at shortstop. The transfer from Lake City Community College gets a good jump on the ball and has a quick release.
- **Ciara Chaffee** started 27 games at third base last year and hit five home runs, but can also play first base. **Kathleen Jones** moves from the outfield to third base and has a good bat. Walk-on **Caroline Stolle** was impressive in the fall and could see time at third base or in the outfield.

RETURNERS

No.	Name	Cl.-Exp.	Pos.	Notes
2	Allyson Campbell	So.-1L	2B	33 GP, 8 R
15	Ciara Chaffee	Sr.-1L	U	47 GP, 37 GS, 5 HR, 14 RBI
14	Kathleen Jones	Sr.-2L	LF	Missed 2004 season with injury
4	Caitlin Murphy	Jr.-2L	2B	Third-team All-BIG EAST DP

NEWCOMERS

No.	Name	Cl.-Exp.	Pos.	Notes
9	Kelsey Hoffman	Fr.-HS	1B/C	2nd-Team All-County as a senior
6	Alisia Narodowski	Jr.-TR	SS	Transfer from Lake City C.C.
23	Stephanie Savre	Fr.-HS	1B	Power-hitting left hander from Calif.
6	Caroline Stolle	Fr.-HS	3B/OF	Invited walk-on from Chester, Va.

COACH THOMAS ON THE INFIELDBERS

"This is a little bit of a revamped infield. First base is a little bit of a question mark with Stephanie Savre not playing in the fall, but Ciara Chaffee can step in there. At second base, Caitlin Murphy has looked really good and has worked very hard, but we also have Allyson Campbell there, and she's improved a lot. On the left side, Alisia Narodowski is going to do a great job. She may not be the prototype shortstop, but she will handle the job well. And at third base, Kathleen Jones come back from an injury but looks to be the frontrunner. And Caroline Stolle will contribute somewhere for us. She is too good an athlete to not utilize."

Caitlin Murphy



OUTFIELD

HEADLINES

- The outfield will have five letterwinners returning, four of which have starting experience in the outfield.
- **Callie Rhodes** started 53 games last season in left field. She brings tremendous speed (31 SBs) to the position and a left-handed bat to the lineup.
- **Sarah Prosis** earned All-BIG EAST honors a year ago and really made strides in the field. She must continue to be a leader in center field.
- **Theresa Walsh** is perhaps the best fielder of the five and can play either left field or in center. She brings speed and a left-handed bat to the lineup.
- **Kelly Brown** is the spark plug at the top of the lineup and anchors the right field position. She led the team in hits (62), batting average (.343) and outfield assists (5) last season.
- **Crystal Beach** spent her first two years at third base, but is being tried in the outfield this season. She has seen most of her action on the base paths.

RETURNERS

No.	Name	Cl.-Exp.	Pos.	Notes
17	Crystal Beach	Jr.-2L	RF	39 GP, 2 GS, 11 R, 3 SBs
8	Kelly Brown	Jr.-2L	RF	Second-team All-Northeast Region
18	Sarah Prosis	Sr.-3L	CF	Second-team All-BIG EAST
13	Callie Rhodes	Jr.-2L	LF	Set school record for stolen bases
22	Theresa Walsh	Jr.-2L	LF/CF	25 GS, 12 H, 10 R, 1,000 fielding

NEWCOMERS

No.	Name	Cl.-Exp.	Pos.	Notes
6	Caroline Stolle	Fr.-HS	3B/OF	Could play third or in right field

COACH BRAUNS ON THE OUTFIELDERS

"We have a lot of experience in the outfield as we have a senior and two juniors out there. It's without a doubt the fastest outfield we've ever had. Kelly Brown, Callie Rhodes and Sarah Prosis can all steal bases, but they'll track down a lot of balls in the outfield, as well. Theresa Walsh is probably the best of them defensively, so she'll be out there a lot, too. Look for her late in the ball game when we need some steady defensive help. And Crystal Beach has made the transition from the infield and has a great arm, so we can use her in right field. They have to step up a little bit and make some big plays for us, but this group can get it done."

Kelly Brown



2005 PREVIEW

PITCHERS

HEADLINES

- Two of Tech's top three pitchers from 2004 return.
- **Katie Maynard** returns as the No. 1 pitcher. She went 15-13 a year ago, throwing two no-hitters. She must continue to strive for the consistency to be a great go-to pitcher the coaches know she can be.
- Freshman **Angela Tincher** will look to make an immediate impact on the rotation. The local fireballer will make the jump from 40 feet to 43 feet and must adjust to the college game to be successful.
- **Karie Morrison** will be counted on for big innings this season. She started off hot last year before suffering a rib injury, but came on late. She went 8-3 last season and will battle for quality innings.
- **Megan Stone** made improvements late in the 2004 season and must continue to build on that momentum. She has the frame to be a good pitcher, but must continue to work hard.

COACH HORNAK ON THE PITCHERS

"I'm excited about the potential this pitching staff has. We have three pitchers with collegiate experience and a talented freshman who will be counted on for quality innings this year. Katie Maynard goes into the season as our ace, but she will have plenty of help from Angela Tincher, Karie Morrison and Megan Stone. With the improvements this group made from the start of the fall practice to preseason, and all of the hard work they've put in, I feel confident they're going to be a strong and reliable group this year."

RETURNERS

No.	Name	Cl.-Exp.	Pos.	Notes
16	Katie Maynard	Jr.-2L	P	15-13, 2.85 ERA, 186.2 IP, 195 Ks
10	Karie Morrison	So.-1L	P	8-3, 3.14 ERA, 80.1 IP, 60 Ks
20	Megan Stone	Jr.-1L	P	0-1, 2.10 ERA, 6.2 IP

NEWCOMERS

No.	Name	Cl.-Exp.	Pos.	Notes
1	Angela Tincher	Fr.-HS	P	Led HS team to consecutive state titles



Katie Maynard

CATCHERS

HEADLINES

- Three-time all-region performer **Megan Evans** returns for her senior season. Last season, she hit .314 with a school-record 14 home runs and 33 walks. She also drove in 47 runs. She improved behind the plate, but needs to cut down on her passed balls and step up her leadership role this year.
- Evans will be backed up by freshman **Kelsey Hoffman**, a talented player who could also help out at third or first base. Hoffman is an athletic player who will provide relief to Evans in mid-week games behind the dish.
- **Stefany Bennett** is also a newcomer who will help out with the pitching staff. She is a local product from Christiansburg who has a good work ethic and will help out tremendously in warming up the pitchers both in practice and on game days.

COACH THOMAS ON THE CATCHERS

"Behind the plate is potentially where we are the most solid at this point with Megan Evans back there. She's a four-year starter and has great ability both behind the plate and at the plate. We're looking for her to be a senior leader and take control of this pitching staff. Kelsey Hoffman will back her up and she's a solid defensive catcher. We'll look to her in some mid-week games to give Megan a break, which we didn't have last year. The ability for Kelsey to step in will keep Megan fresh and save some wear-and-tear on her knees, which will only help when we get into the ACC schedule. And Stefany Bennett will play a big role in serving as the bullpen catcher. Having four pitchers, having someone who can catch them in practice and warm them up before a game can be as important as them running out there and throwing that first inning."

RETURNERS

No.	Name	Cl.-Exp.	Pos.	Notes
24	Megan Evans	Sr.-3L	C	First-team All-Northeast Region; Second-Team All-BIG EAST

NEWCOMERS

No.	Name	Cl.-Exp.	Pos.	Notes
3	Stefany Bennett	Fr.-HS	C	Local product from Christiansburg
9	Kelsey Hoffman	Fr.-HS	C/1B	A good defensive catcher; Will see mid-week action behind the plate

Megan Evans





scot THOMAS

- **POSITION:** HEAD COACH
- **SEASON:** TENTH
- **ALMA MATER:** EAST TENNESSEE STATE
- **YEAR:** 1991
- **HOMETOWN:** BLACKSBURG, VA.
- **RECORD:** 302-226



- **1999 Atlantic 10 Coach of the Year** •
- **1999, 2000 & 2002 VaSID State Coach of the Year** •

Now entering his 10th season, Scot Thomas has positioned Hokie softball as one of the most respected programs, not only in the state and region, but on the national map as well. With six winning seasons under his belt, Thomas will take a young group into a new conference as the Hokies make the move to the Atlantic Coast Conference.

Last season, he led Tech to its sixth winning season while picking up his 300th win, which came in dramatic fashion against in-state rival Virginia. Three players earned All-BIG EAST honors while two took home all-region accolades as Tech posted a 36-23 record.

In 2002, Thomas led the Hokies to their third 40-win season and a runner-up finish at the BIG EAST Softball Championship. After a magical run in the BIG EAST Softball Championship, the Hokies claimed the No. 2 spot in the final NCAA East Region poll.

Year	Overall	Conference
1996	16-32	6-10 (Atlantic 10)
1997	24-32	9-9 (Atlantic 10)
1998	32-31	9-9 (Atlantic 10)
1999	54-16	14-2 (Atlantic 10)
2000	41-22	12-4 (Atlantic 10)
2001	36-23	12-8 (BIG EAST)
2002	42-18	12-8 (BIG EAST)
2003	21-29	6-12 (BIG EAST)
2004	36-23	9-11 (BIG EAST)

Overall: 302-226 (89-73)

Thomas became Tech's first head softball coach when he was hired on July 7, 1995. In that time, he has recorded 302 wins, averaged 34 wins per season and made the postseason conference tournament four times. In each of those four appearances, the Hokies have reached the championship game.

In 1996, his first season, he led a team of non-scholarship athletes to a respectable 16-32

record, a total not indicative of the progress made in just one season.

The Hokies finished a spectacular 1999 season ranked 25th in the nation with a 54-16 record. In just its fourth year as a varsity sport, the team placed second at the A-10 tournament, falling to Massachusetts for the second year in a row. For his team's play, Thomas was named the Atlantic 10 Coach of the Year.

The Hokies' hopes for a regional at-large bid were denied, but they did receive the national attention they had been working for. An upset of No. 4 Michigan highlighted the season. Tech finished the year undefeated at home and 14-2 in Atlantic 10 play, losing only to UMass. The Hokies had the



Scot Thomas with his wife, Carolyn, along with Eliza and Andrew.

Thomas' Career Milestones

Wins	Date	Opponent	Score
1	March 15, 1996	Maryland-Eastern Shore	9-1 (5)
25	March 12, 1997	Liberty	4-0
50	March 11, 1998	Yale	8-0 (5)
75	Feb. 26, 1999	George Mason	1-0
100	April 2, 1999	Saint Peter's	7-1
150	April 8, 2000	Massachusetts	3-1
200	April 29, 2001	St. John's	2-1
250	March 14, 2003	St. Bonaventure	9-7
300	April 27, 2004	Virginia	6-3 (8)

third-longest winning streak in the nation at 26, and at one point won 35 of 36 games.

In 2000, his first recruiting class left its mark on the program as the Hokies went 41-22 and finished second in the Atlantic 10 Tournament. Atlantic 10 Player of the Year and two-time GTE National First-Team Academic All-American Michelle Meadows led the team both on the field and off.

While success on the field is important, Thomas also places a strong emphasis on success in the classroom. In nine seasons, he has had three players earn Academic All-America honors. Michelle Johnson made the 1998 second-team squad while Meadows was a three-time selection, the last two being on the first team. Following the 2002 season, Ashlee Dobbe earned first-team honors with her 3.8 GPA.

In the 1999-2000 season, the Hokies finished tied for ninth in the nation for team grade point average. That team posted an average GPA of 3.28, tying the Hokies with Southeast Missouri State.

Respected by many, Thomas has been named the Virginia State Coach of the Year by the Virginia Sports Information Directors three times (1999, 2000 & 2002). In that time, he has had over 16 different players named to the all-state team, including three on every team in six of the last seven seasons.

Thomas graduated from East Tennessee State University in 1991 with a bachelor's in physical education. He is on the Louisville Slugger advisory staff for the 10th straight year.

In the past, he has served as the BIG EAST Conference's representative for the NFCA weekly top 25 poll. He also was a voter in the ESPN/USA Softball Top 25 poll this past year. This past summer, he was selected to be the head coach of a group of local collegiate all-stars who took on the U.S. Olympic Softball Team in Salem, Va.

Thomas is also still an active ballplayer in the fastpitch world, playing in the ASA Men's B Nationals in 2003 and the NSA World Series in 2004.

A native of Blacksburg, Va., Thomas graduated from Blacksburg High where he was a member of the football and baseball teams.

Thomas is married to the former Carolyn Croy, a Tech graduate from Blacksburg. She is employed as a third-grade teacher at Gilbert Linkous Elementary school.

The couple has a son, Andrew Scot, who is 7, and a daughter, Eliza Leigh, who turned 3 in November.



christine HORNAK

- **POSITION:** ASSISTANT COACH
- **SEASON:** FIRST
- **ALMA MATER:** UNC GREENSBORO
- **YEAR:** 1998
- **HOMETOWN:** ST. LOUIS, MO.



Christine Hornak begins her first season as the top assistant for the Virginia Tech softball team. Hornak will be responsible for the pitching staff, as well as conditioning, recruiting and coordinating all travel plans.

Hornak comes to Blacksburg after spending the past two seasons as the pitching coach at Campbell University, where she was a softball standout.

A native of St. Louis, Mo., Hornak was a star pitcher at Campbell from 1994-95. She then transferred to UNC Greensboro where she earned a degree in psychology in 1998. Prior to returning to CU as the pitching coach, Hornak spent two years serving as a volunteer pitching coach at Greensboro College.

In two seasons pitching at Campbell, Hornak amassed a career record of 43-19 with a school-best 1.20 earned run average. She holds the school record for shutouts with 19. Hornak also ranks in the top 10 in appearances

(69), games started (53), complete games (51), innings pitched (398) and strikeouts (245).

A two-time first-team all-conference selection, Hornak helped lead Campbell's 1995 squad to a school-best 41 wins, a conference tournament title and a berth in the NCAA tournament. Hornak was named the conference tournament MVP and was named to the regional all-tournament team.

Hornak starred in the circle for UNCG as well, compiling a career record of 52-29 with a 1.78 earned run average. An all-conference selection, Hornak led the Spartans to the 1997 conference championship and a trip to the NCAA tournament, where she was named to the regional all-tournament team once again. She was also named the league's player of the year that same season.



al BRAUNS

- **POSITION:** ASSISTANT COACH
- **SEASON:** SEVENTH
- **ALMA MATER:** PENN STATE
- **YEAR:** 1973
- **HOMETOWN:** UNIONTOWN, PA.



Al Brauns enters his seventh year as an assistant for the Hokies. His responsibilities include working with the outfielders, hitters, field maintenance, equipment and recruiting.

Brauns is a familiar face in Hokie sports, holding a position with the Virginia Tech athletics department for three years prior to joining the softball staff.

Under his direction, numerous players have earned all-state, all-conference and all-region honors. Bronwyn Blair, a four-year starter in centerfield, was drafted by the Tampa Bay FireStix of the WPSL in 2001.

In 2003, he was in charge of a young outfield that saw just one starter returning. He molded that group into a reliable and solid unit, one that eventually saw freshman Kelly Brown named to the BIG EAST All-Rookie team.

This year, he returns all three starters, and four players who have starting experience, including Brown, an all-region selection, Callie Rhodes, who set the school record for stolen bases a year ago, and Sarah Prorise, an All-BIG EAST selection. Last season, the outfield had a fielding percentage of .956, recording 12 outfield assists.

Brauns started playing fastpitch in the 1960s and finished his career playing with a men's major team from 1970-74. In the summer of 2003, he coached a men's fastpitch team to a 17th-place national tournament finish where his catcher was Tech head coach Scot Thomas.

Brauns is originally from Uniontown, Pa., and graduated from Penn State in 1973 with a degree in criminology. Brauns and his wife, Michelle, have one child, Adam, who is 12 years old. He also has two other sons, Eric, 36, and Jason, 30. He has two grandchildren, Alaina and Allison.

SOFTBALL SUPPORT STAFF



Marianne Baffi
Secretary



Jerry Cheynet
Game Operations



Eric Cross
Equipment



Rachel Pacheco
Student Assistant



Damian Salas
Sound Technician



Susan Sullivan
Manager



Casey Underwood
Facilities



ciara CHAFFEE

#15

- **POSITION:** INFIELD
- **CLASS:** SENIOR-TR.
- **HEIGHT:** 5-9
- **B/T:** R/R
- **HOMETOWN:** SNOHOMISH, WASH. (SNOHOMISH/FCCJ)

- Can play either third base, shortstop or first base
- Can hit for power
- Will be counted on for solid defense and senior leadership

2004: Provided help at both third base and shortstop ... Saw action in 47 games, starting 37 ... Hit .217 in 83 at bats with 18 hits and 10 runs scored ... Tied for second on the team with five home runs ... Had two

Career Highs

AB: 4 (four times)
R: 2 vs. App. St. (3/20/04)
H: 2 (four times)
Hit Streak: 5 games
 (2/20/04-2/22/04)
RBI: 5 vs. Akron (2/20/04)
2B: 1 (twice)
HR: 1 (five times)
BB: 1 (three times)

game-winning home run against Central Michigan ... Also threw 1.2 innings, allowing two earned runs while walking one and striking out one ... Named to the BIG EAST Academic All-Star team.


FCCJ: Attended Florida Community College at Jacksonville for two years, where she was coached by Jami Friedman ... Was named first-team All Mid-Florida Conference as an at-large pick ... Was named second-team all-state and was named to the all-

tournament team at the state tournament ... Batted .396 her final season with 57 hits, 10 doubles, nine home runs and 46 RBI ... Had a slugging percentage of .653 in 144 at bats ... In the circle, went 16-9 with an ERA of 0.42 ... Gave up 37 runs — nine earned — in 148.2 innings pitched ... Struck out 99 batters as her team went 37-18 on the season ... Was voted MVP of her team ... Was the co-winner of the academic award given to the

softball team ... Won the Presidential Award, given to the student-athlete at FCCJ for athletic, academic and community service excellence ... Carried a 4.0 GPA at FCCJ in chemical engineering.

High School: Lettered four times at Snohomish High School ... Also played volleyball two years.

Personal: Ciara Michelle Chaffee ... Born November 8, 1982 in Everett, WA ... Daughter of Ron and Cheryl Chaffee ... Has four brothers, Corey, Jared, Joel and Jason ... Majoring in ocean engineering with a minor in mathematics.



CIARA'S CAREER STATS

Year	GP	GS	AB	R	H	2B	3B	HR	RBI	Avg.	SB-A	BB	SO	PO	A	E	Pct.
2004	47	37	83	10	18	2	1	5	14	.217	0-0	3	22	30	61	11	.892



megan EVANS

#24

- **POSITION:** CATCHER
- **CLASS:** SENIOR
- **HEIGHT:** 5-5
- **B/T:** R/R
- **HOMETOWN:** MANSFIELD, PA. (NOTRE DAME [N.Y.]

- 2003 & 2004 NFCA Northeast Region First-Team Catcher •
- 2004 All-BIG EAST Second-Team Catcher •

- One of the top power hitters on the east coast
- Named an ASA First-Team All-American in the Summer of 2004
- Holds several school records, including career home runs (34), home runs in a season (14) and walks in a season (33)

2004: Had one of the greatest offensive seasons in school history, breaking three single-season school records, two of which were already her own ... Hit 14 home runs, drew 33 walks and had a slugging percentage of .642, all new records ... Batted .314 for the season with 47 RBI ... Was named All-BIG EAST second team ... Was named to the first-team All-Northeast Region squad as a catcher ... Hit a walk-off grand slam in the bottom of the eighth inning to give Tech a 6-3 win over Virginia ... Set a new school record with eight RBI against North Carolina A&T State ... Also had a career-high four hits in that game, including two home runs ... Threw out Jessica Mendoza on an attempted steal in a scrimmage against the U.S. Olympic Team ... Tied for the conference lead in home runs and finished second in walks ... Had 12 multiple-hit and 14 multiple-RBI games.

Career Highs

- AB:** 5 (twice)
- R:** 3 (four times)
- H:** 4 vs. N.C. A&T (2/21/04)
- Hit Streak:** 7 games (2/20/04-2/27/04)
- RBI:** 8 vs. N.C. A&T (2/21/04)
- 2B:** 2 (twice)
- HR:** 2 (six times)
- BB:** 4 vs. St. John's (4/27/02)
- ★ School Record ★

2003: Broke two single-season school records ... Hit 11 home runs and had a slugging percentage of .600, then new records ... Was named to the first-team All-Northeast Region squad as a catcher ... Also named to the Virginia Sports Information Director's (VaSID) all-state team ... Had a .327 batting average ... Had eight doubles and 30 RBI ... Had 49 hits and drove in 19 while playing in 49 games ... Committed just three errors all season for a fielding percentage of .986 ... Had 13 multiple-hit and eight multiple-RBI games ... Finished second in the conference with 11 home runs ... Was fourth in the BIG EAST in slugging percentage ... Named to the BIG EAST Academic All-Star team.

2002: An NFCA Northeast Region second-team selection as a designated player ... Led the team in home runs with nine ... Set new Tech freshmen records for home runs, doubles and slugging percentage ... Had 34 RBI, a team-high 17 doubles and 20 walks ... Finished the season batting .295 ... Had 49 hits and 32 runs scored ... Had six RBI against Liberty, all coming in one inning, where she had a grand slam and a two-run home run ... Had a walk-off home run in the bottom of the ninth inning to give Tech a 1-0 win over Seton Hall and clinch a berth in the BIG EAST Softball Championship ... Had a solo home run in the championship game of the conference tournament against Notre Dame.

High School: A four-year letterwinner at New York's Notre Dame High School for Coach Steve Weber ... Named to the first-team all-state squad three times ... Was a two-time New York state player of the year ... Named an NFCA first-team All-American ... Was a high school Navy Scholar-Athlete second-team All-American ... Played for Coach Chris Sinicki for two years ... Team won the New York state championship in 2001 ... Holds the New York state high school record for home runs in a career with 23.

Personal: Megan Elizabeth Evans ... Born October 20, 1982 in Sayre, PA ... Daughter of Wayne and Kathy Evans ... Has one brother, Doug ... Majoring in exercise and health promotions.



MEGAN'S CAREER STATS

Year	GP	GS	AB	R	H	2B	3B	HR	RBI	Avg.	SB-A	BB	SO	PO	A	E	Pct.
2002	58	57	166	34	49	17	0	9	34	.295	0-0	20	41	51	30	1	.988
2003	49	49	150	19	49	8	0	11	30	.327	0-0	17	28	192	20	3	.986
2004	59	59	159	37	50	10	0	14	47	.314	1-1	33	33	355	31	2	.995
Career	166	165	475	88	148	35	0	34	111	.312	1-1	70	102	598	81	6	.991



kathleen JONES

#14

- **POSITION:** THIRD BASE
- **CLASS:** SENIOR
- **HEIGHT:** 5-3
- **B/T:** R/R
- **HOMETOWN:** CENTREVILLE, VA. (CHANTILLY)

- Missed the 2004 season after undergoing a second surgery on her left (non-throwing) shoulder
- A solid fielder who makes the move from the outfield to third base
- Can be counted on to put the ball in play

2004: Sat out the season after undergoing surgery ... Spent the spring rehabilitating the shoulder.

2003: Saw action in 34 games, starting 29 ... Had 12 hits on the year ... Recorded three doubles, two triples and five RBI ... Hit .160 on the season ... Scored 11 runs ... Drew 13 walks ... Started the season in left field, but moved to the infield midway through the season ... Played both third and second base the remainder of the year ... Came off the bench to record two hits against No. 10 Arizona State ... The first hit came when she had to enter the game mid-count after an injury to Heather Todd ... Without warming up, she lined a single into left field ... Also had two hits against Sacramento State ... Had two RBI against Radford ... Had triples against Santa Clara and Radford ... Named to the BIG EAST Academic All-Star team.

Career Highs

AB: 5 vs. Charlotte (2/24/02)
R: 3 (twice)
H: 3 vs. Charlotte (2/24/02)
Hit Streak: 7 games (2/16/02-3/1/02)
RBI: 4 vs. Winthrop (2/23/02)
2B: 2 vs. Charlotte (2/24/02)
3B: 1 (twice)
HR: 1 (twice)
BB: 2 vs. Pittsburgh (4/21/02)

2002: Named the Co-BIG EAST Player of the Week on Feb. 25 after her performance at Winthrop and Charlotte ... Finished the season batting .288 ... Had 32 hits and 15 RBI ... Also had nine doubles, two home runs and 11 walks ... Scored 16 runs ... Hit her second home run of the season at the BIG EAST Softball Championship as the Hokies upset top-seeded Notre Dame, 8-3, in the first round ... Played in 46 games, starting 43 ... Named to the BIG EAST Academic All-Star team.

High School: A four-year letterwinner at Chantilly High School for Coach Kathy Moore ... Named first-team All-Metropolitan in both 2000 and 2001 ... Named first-team all-region as a junior and senior ... Made the first-team All-Concorde squad three times ... Named second-team all-region in 1999 ... Made the *All-Journal* team in 2000 and 2001 ... Compiled a 0.71 ERA and 83 strikeouts in 99.0 innings as a senior ... Led her team to the Concorde District regular season title ... Club team was the Redbirds ... Was coached by Mike Zook for two years on that squad and Joe Ammons for one ... Also lettered four times in swimming at Chantilly.

Personal: Kathleen Nicole Jones ... Born June 14, 1983 in Oxnard, CA ... Daughter of James and Teri Jones ... Has three sisters and two brothers ... Majoring in human services.



KATHLEEN'S CAREER STATS

Year	GP	GS	AB	R	H	2B	3B	HR	RBI	Avg.	SB-A	BB	SO	PO	A	E	Pct.
2002	46	44	111	16	32	9	0	2	15	.288	0-0	11	25	47	10	6	.905
2003	34	29	75	11	12	3	2	0	5	.160	0-0	13	20	34	25	12	.831
2004	Missed the season due to injury																
Career	80	73	186	27	44	12	2	2	20	.237	0-0	24	45	81	35	18	.866



sarah PROSISE

#18

- **POSITION:** OUTFIELD
- **CLASS:** SENIOR
- **HEIGHT:** 5-4
- **B/T:** R/R
- **HOMETOWN:** BLACKSTONE, VA. (NOTTOWAY)



• 2004 All-BIG EAST Third-Team Outfield •



2002: Played in and started 56 games as a true freshman ... Had 35 hits and 11 RBI ... Scored 21 runs ... Batted .222 for the season ... Recorded five doubles, a triple and a home run ... Had two hits and an RBI in her first collegiate game, against Miami of Ohio ... Had her lone triple of the year against James Madison ... Went 3-for-4 with two RBI and a run scored at Radford ... Had a double in the BIG EAST Softball Championship title game against Notre Dame ... Committed just one error in 41 chances this season ... Had six assists from her right field position.

Career Highs

- AB:** 5 (five times)
- R:** 3 vs. N.C. A&T (2/21/04)
- H:** 3 (five times)
- Hit Streak:** 8 games (2/29/04-3/10/04)
- RBI:** 2 (seven times)
- 2B:** 1 (12 times)
- 3B:** 1 (twice)
- HR:** 1 (five times)
- BB:** 1 (14 times)

High School: A four-year letterwinner at Nottoway High School for Coach Rose Wootton ... Named first-team all-district all four years ... Made the first-team all-state squad as a senior ... Club team was the Richmond Diamonds ... Played for Coach Walter Pettus ... Also lettered in both cross country and track and field ... Made the all-district squads in those sports as well.

Personal: Sarah Thomas Prosisse ... Born June 3, 1983 in Richmond, Va. ... Daughter of John and Amelia Prosisse ... Father is a Virginia Tech alumnus ... Has one brother, Ben ... Majoring in human services.

- A solid No. 1 at the center field spot
- Has good speed, but can also hit for power
- Is one of the best placement hitters on the team

2004: Played in 55 games, starting 54 ... Was the main choice in center field, starting 46 games there ... Finished second on the team in batting with a .316 average ... Had 50 hits, two doubles, one home run, 20 RBI and scored 25 runs ... Earned third-team All-BIG EAST honors after hitting .321 in conference games ... Drew nine walks ... Had her lone home run of the season at Virginia in a 5-2 win ... Had four outfield assists ... Had 10 multiple-hit games.

2003: Played in 48 games, starting 44 ... Recorded 28 hits on the season ... Had five doubles, a triple and three home runs ... Drove in 12 runs ... Hit .212 on the season ... Scored 18 runs ... Drew three walks ... Had eight assists from the outfield ... Recorded 50 putouts ... Had seven multi-hit games ... Was named to the National Invitational Softball Tournament All-Tournament squad.



SARAH'S CAREER STATS

Year	GP	GS	AB	R	H	2B	3B	HR	RBI	Avg.	SB-A	BB	SO	PO	A	E	Pct.
2002	56	56	158	21	35	5	1	1	11	.222	1-5	2	36	34	6	1	.976
2003	48	44	132	18	28	5	1	3	12	.212	4-4	3	28	50	8	5	.921
2004	55	54	158	25	50	2	0	1	20	.316	7-8	9	30	55	4	3	.952
Career	159	154	448	64	113	12	2	5	43	.252	12-17	14	94	139	18	9	.946

A NEW ERA FOR THE HOKIES



crystal BEACH

#17

- **POSITION:** OUTFIELD
- **CLASS:** JUNIOR
- **HEIGHT:** 5-5
- **B/T:** R/R
- **HOMETOWN:** VIEWTOWN, VA. (CULPEPER COUNTY)



- A great role player for the Hokies
 - Is one of the primary pinch runners
 - Makes the move to the outfield, but could still play third base
- 2004:** Played in 39 games, starting two ... Was tops among the reserves with 11 runs scored ... Had one putout and three assists in the field ... Was 3-for-4 on stolen bases ... Drew one walk at the plate.
- 2003:** Played in 34 games ... Was tops among the reserves with 16 runs scored ... Was successful on her only two stolen base attempts ... Stole a base against both James Madison and Radford ... Named to the BIG EAST Academic All-Star team.

High School: Lettered four times for Coach Jack Price at Culpeper County High School ... Was named all-district at third base ... Garnered

Career Highs

- AB:** 1 (three times)
- R:** 1 (27 times)
- SB:** 1 (five times)

honorable mention all-area honors ... Was captain of her team ... Also lettered three times in basketball and three times in cross country ... Was captain of that team as well ... Named to the all-district team in cross country ... Also named to the all-regional team ... Helped lead her team to the state

AAA meet ... Named the outstanding senior female student-athlete at her school.

Personal: Crystal Lynn Beach ... Born November 24, 1983 in Warrenton, VA ... Daughter of Tony and Melinda Beach ... Has a sister, Joy, and a brother, Anthony ... Majoring in the science of human nutrition, foods and exercise with a minor in creative writing.

CRYSTAL'S CAREER STATS

Year	GP	GS	AB	R	H	2B	3B	HR	RBI	Avg.	SB-A	BB	SO	PO	A	E	Pct.
2003	34	0	1	16	0	0	0	0	0	.000	2-2	0	1	0	0	0	.000
2004	39	2	2	11	0	0	0	0	0	.000	3-4	0	2	1	3	0	1.000
Career	73	2	3	27	0	0	0	0	0	.000	5-6	0	3	1	3	0	1.000

hokiesports.com

Regardless of where they are, Virginia Tech sports fans have the luxury of getting up-to-date information on their favorite Tech sports or athletes on a daily basis. hokiesports.com is every Tech fan's source for fast, accurate and official coverage of Hokie softball.

Through the efforts of the sports information department, pregame releases, game stories and individual features — as well as up-to-date statistics and results for the softball team — are posted to hokiesports.com, providing the fastest, most complete source for Hokie news on the Web.

Other offerings include individual home pages for each of Virginia Tech's sports. Breaking news and archived releases about all Tech teams can be found, along with media guides containing player and coaching staff profiles, schedules, records, historical information and other pertinent facts for every sport.

Also, accessible on every sport's home page are the rosters, with links to player bios, schedules and results, as well as conference standings. School single-game, season and career records, Tech Softball Park records and directions to the field are found here. Head coach Scot Thomas also makes good use of the "Coaches Notebook," which is updated as the season progresses, providing fans with an inside view of the softball program.

With fast "live stats," fans can view stats as they happen via the Web. These stats are available for all home games, and selected away games if available. Also, new this year will be live audio broadcasts of most home games on hokietv.com.

The in-house site was first launched on Nov. 29, 1999, and since August 2003, hokiesports.com has averaged more than 152,000 unique visitors per month.





kelly BROWN

#8

- **POSITION:** OUTFIELD
- **CLASS:** JUNIOR
- **HEIGHT:** 5-5
- **B/T:** L/R
- **HOMETOWN:** DALE CITY, VA. (GAR-FIELD)

• 2004 NFCA All-Northeast Region Second Team OF •



- One of the best leadoff hitters around
- Has a great sense for the game
- Can slap or hit away, putting pressure on the defense

2004: Played in and started 55 games, all coming in right field ... Was a NFCA Second-Team All-Northeast Region selection ... Led the team in batting average (.343) and hits (62) ... Tied for the team lead in runs scored (37) and doubles (11) ... Also had a triple and 14 RBI ... Was 19-for-25 on stolen bases ... Drew 17 walks ... Had 40 putouts and led all outfielders with five assists ... Tied the school record with six at bats at Boston College ... Drew three walks at Virginia, a career high ... Led the team with 16 multiple-hit games ... Had three games where she recorded three hits ... Named the BIG EAST Player of the Week on Feb. 23 for her performance at the Elon Invitational.

2003: Played in and started all 50 games ... Was named to the All-BIG EAST Rookie squad ... Also named to the Virginia Sports Information Director's (VaSID) All-State team ... Started all but six games in the leadoff spot ... Led the team in at bats (175), runs scored (35) and hits (59) ... Batted .337 on the season ... Recorded 11 doubles, three triples and a home run ... Drove in 18 runs, drew 16 walks and was 10-for-13 on stolen base attempts ... Had a 12-game hitting streak late in the season ... Was named to the Sonic Challenge All-Tournament team ... Finished fourth in the conference with 1.18 hits per game.

Career Highs

- AB:** 6 vs. BC (3/27/04)
- R:** 3 (four times)
- H:** 4 vs. JMU (3/12/03)
- Hit Streak:** 12 games (4/13/03-5/4/03)
- RBI:** 3 vs. Villanova (4/26/03)
- 2B:** 2 (twice)
- 3B:** 1 (five times)
- HR:** 1 vs. Virginia (4/29/03)
- BB:** 3 vs. Virginia (3/24/04)
- SB:** 2 (three times)

High School: Lettered four times for Coach Michael McDonald at Gar-Field

High ... A first-team All-Group AAA all-state selection as both a junior and senior ... Also earned second-team all-state honors as a sophomore ... Was a two-time first-team selection to the All-Northwest Region team ... A four-time first-team All-Cardinal District selection ... Was named the MVP of the Cardinal District in both her junior and senior years ... Named to the all-Metro first-team, as selected by *The Washington Post*.

Personal: Kelly Alice Brown ... Born July 20, 1984 in Woodbridge, VA ... Daughter of Cindy and Vic Brown ... Brother, Jason, pitches for Christopher Newport University ... Chose the Hokies over Auburn and Marshall ... Majoring in sociology.

KELLY'S CAREER STATS

Year	GP	GS	AB	R	H	2B	3B	HR	RBI	Avg.	SB-A	BB	SO	PO	A	E	Pct.
2003	50	50	175	35	59	11	3	1	18	.337	10-13	16	21	48	4	4	.929
2004	55	55	181	37	62	11	1	0	14	.343	19-25	17	25	40	5	3	.938
Career	105	105	356	72	121	22	4	1	32	.340	29-38	33	46	88	9	7	.933



katie MAYNARD

#16

- **POSITION:** PITCHER
- **CLASS:** JUNIOR
- **HEIGHT:** 5-7
- **B/T:** R/R
- **HOMETOWN:** LANCASTER, OHIO (LANCASTER)

- Enters the spring as Tech's top pitcher
- Has shown flashes of dominance and continues to be a high-strikeout pitcher
- Moves the ball around with good velocity

2004: Started 26 games and appeared in 34 contests ... Threw 21 complete games and seven shutouts ... Went 15-13 with an ERA of 2.85 ... Had one save ... Led the team in innings pitched (186.2) and strikeouts (195) ... Threw two no-hitters ... Tossed the first extra-inning no-hitter in school history when she threw an eight-inning no-no at Providence ... Tossed a perfect game in the season finale against Liberty, earning her BIG EAST Pitcher of the Week honors ... Gave up 147 hits and 88 runs — 76 earned — and 16 home runs ...

Struck out a career-high 15 batters against Toledo ... Was third in the BIG EAST in total strikeouts ... Had 11 at bats on the season, recording two hits ... Had an RBI single against Robert Morris ... Recorded the team's only hit at Notre Dame, a single through the left side ... Also drew a walk ... Was selected to play for the Salem All-Stars, a local team that played the U.S. Olympic Softball Team ... Threw one inning in that game, allowing just a hit.

2003: Started 25 games as a true freshman in the circle ... Appeared in 33 contests, throwing 12 complete games ... Had three shutouts and one combined shutout ... Went 11-12 on the season with an ERA of

3.00 ... Recorded one save ... Pitched 156.1 innings, tops on the team ... Gave up 149 hits and 85 runs — 67 earned — while striking out 167 ... Walked 74 batters ... Gave up 18 home runs ... Was named to the all-tournament teams at the Hokie Fastpitch Club Classic and the Hokie Round Robin ... Was named MVP of the State-Line Classic ... Was fourth in the BIG EAST in strikeouts per seven innings, averaging 7.48 Ks per game.

High School: Lettered four times for Coach Rick Bates ... A four-time Ohio Capital Conference and all-district first-team selection ... Named all-state three times, with first-team honors coming her final two years ... Named second-team all-Metro (for all high school divisions) as a junior and moved up to the first team as a senior ... Was named Player of the Year in her league, district, conference, Metro and Fairfield County as a senior ... Also named the *Columbus Dispatch*-Agonis Club Player of the Year as a senior ... Her senior season and career (1,211) strikeout totals rank second in Ohio history ... Shares a state record for strikeouts in a game with 20 ... Is ranked in the top five in Ohio history for several other career categories, including shutouts, no-hitters and perfect games.

Personal: Margaret Katherine Maynard ... Born October 16, 1983 in Huntington, WV ... Daughter of Luke and Marna Maynard ... Has one brother, Chad ... Majoring in psychology/special education.

Career Highs

- IP:** 11.0 vs. BC (3/27/04)
- SO:** 15 vs. Toledo (3/7/04)
- WP:** 2 (four times)
- PO:** 2 vs. Syracuse (4/2/04)
- A:** 5 vs. Pittsburgh (4/10/04)
- E:** 1 (three times)
- AB:** 3 vs. Radford (3/3/04)
- H:** 1 (twice)
- RBI:** 1 vs. R. Morris (2/21/04)



KATIE'S CAREER STATS

Year	ERA	W-L	APP	GS	CG	SV	IP	H	R	ER	BB	SO	2B	3B	HR	WP	HBP
2003	3.00	11-12	33	25	12	1	156.1	149	85	67	74	167	22	0	18	12	10
2004	2.85	15-13	34	26	21	1	186.2	147	88	76	72	195	35	1	16	15	14
Career	2.92	26-25	67	51	33	2	343.0	296	173	143	146	362	57	1	34	27	24



caitlin MURPHY

#4

- **POSITION:** SECOND BASE
- **CLASS:** JUNIOR
- **HEIGHT:** 5-4
- **B/T:** R/R
- **HOMETOWN:** VIENNA, VA. (JAMES MADISON)

- 2004 All-BIG EAST Second Team Designated Player •
- 2004 VaSID All-State Designated Player •

- Has one of the best swings on the team
- One of the top clutch hitters
- Puts the bat on the ball, striking out just 17 times in two seasons

2004: Saw her role increase dramatically with a solid season at the plate ... Played in 57 games, starting 56 ... Started 36 games at second base and 20 as the designated player ... Earned All-BIG EAST second-team honors as the DP after hitting .306 in conference play ... Was also named to the Virginia Sports Information Directors (VaSID) all-state team as the DP ... Batted .298 for the season, recording 48 hits ... Drew 14 walks while striking out just eight times ... Had nine sacrifice bunts ... Had six doubles and 24 RBI ... Had two stolen bases ... Recorded 12 multiple-hit games, third on the team and six multiple-RBI efforts ... Named to the BIG EAST Academic All-Star team.

2003: Started 31 games ... Recorded 24 hits ... Hit .300 for the season ... Drew five walks while striking out just nine times ... Had four

sacrifice bunts ... Hit .323 in BIG EAST games with 10 hits and two RBI ... Named to the BIG EAST Academic All-Star team.

High School: Lettered four times at James Madison High ... Final

Career Highs

- AB:** 5 vs. BC (3/27/04)
- R:** 3 vs. G. Mason (3/7/04)
- H:** 3 (four times)
- Hit Streak:** 4 games (twice)
- RBI:** 3 vs. JMU (3/17/04)
- 2B:** 1 (10 times)
- BB:** 2 vs. Boston (2/14/03)

two years were played under Coach Tammi Talley ... Named first-team All-Liberty District three times ... Was a two-time first-team all-region selection, as well as a second-team all-region selection in 2002 ... Named an honorable mention all-state selection for the Group AAA as a freshman.

Personal: Caitlin Jean Murphy ... Born September 30, 1984 in Arlington, VA ... Daughter of Sydneia and Patrick Murphy ... Majoring in hospitality/tourism management.

CAITLIN'S CAREER STATS

Year	GP	GS	AB	R	H	2B	3B	HR	RBI	Avg.	SB-A	BB	SO	PO	A	E	Pct.
2003	37	31	80	1	24	4	0	0	8	.300	0-1	5	9	51	48	5	.952
2004	57	56	161	19	48	6	0	0	24	.298	2-2	14	8	71	42	8	.934
Career	94	87	241	20	72	10	0	0	32	.299	2-3	19	17	122	90	13	.942



A NEW ERA FOR THE HOKIES



callie RHODES

#13

- **POSITION:** OUTFIELD
- **CLASS:** JUNIOR
- **HEIGHT:** 5-6
- **B/T:** L/R
- **HOMETOWN:** BROADWAY, VA. (BROADWAY)



- The fastest player on the team
- Is a threat on the base paths
- Has improved tremendously in the field
- Spent last summer playing for StormUSA, one of the top summer club teams on the west coast, with teammate Megan Evans

2004: Had one of the biggest turnarounds of anyone on the team ... Played in 56 games, starting 53 in left field ... Set new school records for stolen bases (31) and attempts (34) in a season ... Finished 24th in the nation in stolen bases per game (0.55) ... Batted .302 on the season with 48 hits ... Scored 23 runs ... Had four sacrifice bunts ... Recorded two doubles, a triple and drove in 10 runs ... Had a nine-game hitting streak, the longest on the team ... Led the BIG EAST Conference in stolen bases ... Had 62 putouts and three assists ... Drew four walks ... Had 14 multiple-hit games, second on the team ... Named to the BIG EAST Academic All-Star team.

Career Highs

- AB:** 4 (12 times)
- R:** 2 (twice)
- H:** 3 (twice)
- Hit Streak:** 9 games (2/29/04-3/13/04)
- RBI:** 2 vs. Campbell (2/20/04)
- BB:** 1 (seven times)
- SB:** 2 (five times)
- PO:** 5 vs. Campbell (2/20/04)

2003: Played in 41 games ... Ended up starting 14 games in left field ... Led the team in batting average at a .355

clip ... Had 11 hits in 31 at bats ... Scored 15 runs ... Had one sacrifice bunt ... Led the team with 13 stolen bases in 16 attempts ... Finished the season recording hits in seven of the final 11 games ... Finished seventh in the BIG EAST Conference with 13 stolen bases ... Named to the BIG EAST Academic All-Star team.

High School: Lettered four times at Broadway High School for Coach Dennis Marsteller ... Was the Valley District Player of the Year as a senior ... A four-time, first-team all-district selection ... Was named first-team all-region her final three seasons ... Also named first-team all-state her final season ... As a junior, was named honorable mention all-state ... Was named second-team all-state as a sophomore and second-team all-region as a freshman ... Was class president of her senior class.

Personal: Callie Rae Rhodes ... Born October 9, 1983 in Harrisonburg, VA ... Daughter of Jim Rhodes and the late Ellen Rhodes ... Has one sister, Jenna ... Majoring in communications.



CALLIE'S CAREER STATS

Year	GP	GS	AB	R	H	2B	3B	HR	RBI	Avg.	SB-A	BB	SO	PO	A	E	Pct.
2003	41	14	31	15	11	0	0	0	1	.355	13-16	3	9	6	0	0	1.000
2004	56	53	159	23	48	2	1	0	10	.302	31-34	4	17	62	3	3	.956
Career	97	67	190	38	59	2	1	0	11	.311	44-50	7	26	68	3	3	.959



megan STONE

#20

- **POSITION:** PITCHER
- **CLASS:** JUNIOR
- **HEIGHT:** 6-2
- **B/T:** R/R
- **HOMETOWN:** McKEES ROCKS, PA. (STO-ROX)

- A talented pitcher who is working hard on her game
- Is continuing to improve on her velocity and hitting her spots
- Has the frame to be a good pitcher

2004: Saw action in three games, starting one ... Was 0-1 on the season with an ERA of 2.10 ... Pitched 6.2 innings ... Allowed five hits and five runs — two earned ... Struck out one while walking one ... Named to the BIG EAST Academic All-Star team.

2003: Saw action in 15 games, starting eight ... Pitched two complete games ... Went 2-4 on the season with an ERA of 3.53 ... Had one save ... Combined for one shutout, coming in front of her hometown fans at Pittsburgh ... Pitched 41.2 innings ... Allowed 53 hits and 32 runs — 21 earned ... Struck out 14 batters while walking 11 ... Gave up three home runs ... Had three at bats on the season ... Didn't commit an error in 16 chances in the field ... Named to the BIG EAST Academic All-Star team ... Was slowed as a freshman after fighting off a rare heart infection called myocarditis which nearly claimed her life in July, 2002.

Career Highs

- AB:** 1 (six times)
- IP:** 7.0 vs. SJSU (3/21/03)
- SO:** 4 vs. Hartford (3/22/03)
- WP:** 2 (twice)
- PO:** 1 (twice)
- A:** 3 vs. Liberty (3/2/03)

High School: One of the best pitchers in recent western Pennsylvania history ... Lettered four times for Coach Bill Palermo ... Was valedictorian of her class with a perfect 4.0 GPA

... Was twice named the *Pittsburgh Tribune-Review's* South & West Softball Player of the Year ... Went 71-14 with a 0.58 ERA in 503 career innings ... Also had a school-record 780 strikeouts, 26 no-hitters and 51 shutouts ... A four-time member of the *Pittsburgh Post-Gazette* Section 3A All-Star Team and All-Western Area Team ... Named to the *Pittsburgh Post-Gazette* Fabulous Ten Team three times ... Named the *Post-Gazette's* Western Area Player of the Year as a senior.

Personal: Megan Anne Stone ... Born February 12, 1984 in Pittsburgh, PA ... Daughter of Blaine and Dreda Stone ... Has one sister, Melissa ... Is double-majoring in both physical education and psychology.



MEGAN'S CAREER STATS

Year	ERA	W-L	APP	GS	CG	SV	IP	H	R	ER	BB	SO	2B	3B	HR	WP	HBP
2003	3.53	2-4	15	8	2	1	41.2	53	32	21	11	14	12	2	3	6	0
2004	2.10	0-1	3	1	0	0	6.2	5	5	2	1	1	3	0	0	2	1
Career	3.33	2-5	18	9	2	1	48.1	58	37	23	12	15	15	2	3	8	1

COMPUTER SERVICES DEPARTMENT

Another example of Virginia Tech's commitment to providing its student-athletes with the best academic resources possible is the presence of the Computer Services department, under the direction of Brad Tilley.

Because all Tech students are required to own computers, the Virginia Tech athletics department helps its scholarship athletes fulfill that requirement by providing them with computers.

In addition to ordering computers for the athletes, the office also addresses computer service needs for the student-athletes and the entire Virginia Tech athletics staff, including repairs, upgrades and virus protection.

The HEAT (Hokies Engaging in Advanced Technology) Lab and its satellite sites house over 40 computers on the second and third floors of Cassell Coliseum.

Laptop computers are also available for Tech athletes when traveling to away contests. The athletic department also provides areas for private, quiet study for athletes' convenience.

Brandon Mason is an assistant for computer and network support.



Brad Tilley



Brandon Mason



theresa WALSH

#22

- **POSITION:** OUTFIELD
- **CLASS:** JUNIOR
- **HEIGHT:** 4-9
- **B/T:** L/R
- **HOMETOWN:** BINGHAMTON, N.Y. (SUSQUEHANNA VALLEY)



- A spot starter in the outfield last year
- One of the best defensive outfielders on the team
- A reliable player who can play any of the three outfield positions

2004: Saw her playing time increase as a sophomore ... Played in 39 games, starting 25 ... Started 13 games in center field, six in left field and six as the designated player ... Had 12 hits with a batting average of .169 ... Scored 10 runs ... Had one RBI, seven sacrifice bunts and drew two walks ... Didn't commit an error in 27 chances in the outfield ... Had four stolen bases in five attempts.

2003: Spent most of her time as a pinch runner, but also contributed in the outfield ... Played in 26 games, starting three ... Had 10 at bats, recording one hit ... Scored five runs ... Drew a walk ... Had four putouts from her left field position ... Recorded her lone hit of the season against Santa Clara.

High School: Lettered four times at Susquehanna Valley High School for Coach Dale Cook ... A three-time all-state selection ... Made the fifth

team once and the third team twice ... Was also a three-time all-conference selection ... Named all-division once ... Helped lead her team to two STAC and sectional championships ... Also helped her team win three division titles ... Team also took a runner-up finish in the state one year ... Was a two-time offensive player of the year selection ... Named captain her senior year ... Also lettered in soccer four times ... Was named all-division two consecutive years ... Led her team in assists and goals her senior year ... Also lettered in both volleyball and basketball.

Personal: Theresa Lynn Walsh ... Born August 7, 1984 in Binghamton, NY ... Daughter of Linda and Larry Walsh ... Has two sisters, Laura Lee and Marietta ... Majoring in mathematics.

Career Highs

- AB:** 4 (six times)
- R:** 2 vs. Akron (2/20/04)
- H:** 2 (twice)
- RBI:** 1 vs. UConn (3/28/04)
- BB:** 1 (three times)
- PO:** 5 vs. Ohio State (2/28/04)

THERESA'S CAREER STATS

Year	GP	GS	AB	R	H	2B	3B	HR	RBI	Avg.	SB-A	BB	SO	PO	A	E	Pct.
2003	26	3	10	5	1	0	0	0	0	.100	0-1	1	4	4	0	0	1.000
2004	39	25	71	10	12	0	0	0	1	.169	4-5	2	13	27	0	0	1.000
Career	65	28	81	15	13	0	0	0	1	.160	4-6	3	17	31	0	0	1.000





allyson CAMPBELL

#2

- **POSITION:** SECOND BASE
- **CLASS:** SOPHOMORE
- **HEIGHT:** 5-1
- **B/T:** R/R
- **HOMETOWN:** SALEM, VA. (SALEM)

- Joined the team as a walk-on
- Ended up as one of the top pinch-running choices
- Will challenge for the starting job at second base

2004: Appeared in 33 games, all in a reserve role ... Scored eight runs ... Had 11 at bats on the season ... Was selected to play for the Salem All-Stars, a local team that played the U.S. Olympic Softball Team last summer ... Recorded a sacrifice bunt against Jennie Finch ... Named to the BIG EAST Academic All-Star team.

Career Highs

AB: 2 (twice)
R: 1 (eight times)

High School: Lettered four times at Salem High School for Coach James Wright ... Was captain of her team as a junior and senior ... Named all-

district all four years ... Was named second-team all-region as a freshman and sophomore ... Was second-team All-Timesland by *The Roanoke Times* as a freshman ... Was twice named Athlete of the Week by the *Times*.

Personal: Allyson Elaine Campbell ... Born September 5, 1985 in Roanoke, VA ... Daughter of Ron and Yvonne Reynolds and Richard Campbell ... Has two sisters, Deidre and Sarah, and two brothers, Wes and Brad ... Mother attended Virginia Tech ... Majoring in biology.



ALLYSON'S CAREER STATS

Year	GP	GS	AB	R	H	2B	3B	HR	RBI	Avg.	SB-A	BB	SO	PO	A	E	Pct.
2004	33	0	7	8	0	0	0	0	0	.000	0-1	0	0	1	1	1	.667



karie MORRISON

#10

- **POSITION:** PITCHER
- **CLASS:** SOPHOMORE
- **HEIGHT:** 5-6
- **B/T:** R/R
- **HOMETOWN:** GREAT FALLS, VA. (PARK VIEW)

- A talented pitcher with a lot of potential
- Needs to continue to improve
- Struggled with injuries last year, but is healthy this year and in great shape

2004: Appeared in 26 games as a true freshman, starting 12 ... Went 8-3 with an ERA of 3.14 ... Threw 80.1 innings, striking out 60 ... Allowed 83 hits and 40 runs — 36 earned — while walking 34 ... Struck out seven and gave up just two hits in her collegiate debut against Buffalo ... Had three complete games and one shutout ... Also had one combined shutout ... Suffered a rib injury early in the season and didn't fully recover until late in the season.

High School: Lettered four times at Park View High School for Coach Beth Walker ... Named the Coaches' AA State Player of the year as a senior ... Was all-district and all-region all four years ... Named first-team all-state as a junior and senior ... Was

named to *The Washington Post* All-Met team three times ... Named *The Washington Post's* All-Met Player of the Year as a senior ... Threw a Virginia-record 110 consecutive scoreless innings as a senior ... Holds school records in

Career Highs

IP: 7.0 (twice)
SO: 7 vs. Buffalo (2/13/04)
WP: 2 vs. Villanova (4/4/04)
PO: 2 (twice)
A: 3 (twice)
AB: 1 vs. BC (3/27/04)

career victories and strikeouts ... Pitched Park View's only four perfect games in school history ... Had eight no-hitters ... Led her team to a state AA title as a junior and a runner-up finish as a senior ... Won over 60 games in high school.

Personal: Karie Nicole Morrison ... Born April 30, 1985 in Fairfax, VA ... Daughter of Karl and Janet Morrison ... Has one brother, Kevin ... Majoring in early childhood education.



KARIE'S CAREER STATS

Year	ERA	W-L	APP	GS	CG	SV	IP	H	R	ER	BB	SO	2B	3B	HR	WP	HBP
2004	3.14	8-3	26	12	3	0	80.1	83	40	36	34	60	19	1	5	6	4



stefany BENNETT

#3

- **POSITION:** CATCHER
- **CLASS:** FRESHMAN
- **HEIGHT:** 5-5
- **B/T:** R/R
- **HOMETOWN:** CHRISTIANSBURG, VA. (CHRISTIANSBURG)

- A walk-on who will help out with the pitchers
- Will serve as the bullpen catcher
- A local product, from nearby Christiansburg

High School: Lettered twice at Christiansburg High School for Coach Kirk Litton ... Helped lead her team to the district playoffs twice ... Travel team, Bedford Blue Ice, took second place at the NSA state tournament ... Lists beating William Byrd High in extra innings her senior year by making a play at the plate while catching as her greatest thrill in high school ... A member of the National Honor Society.

Personal: Stefany Nicole Bennett ... Born September 5, 1985 in Ann Arbor, MI ... Daughter of Sandy and Sandra Bennett ... Has a brother, Richard McCurdy, as well as a sister-in-law, Jeanne McCurdy ... Has two nieces, Olivia and Deirdre ... Majoring in the science of human nutrition, foods and exercise ... Career goal is to be an orthopaedic surgeon.



kelsey HOFFMAN

#9

- **POSITION:** INFIELD/CATCHER
- **CLASS:** FRESHMAN
- **HEIGHT:** 5-6
- **B/T:** R/R
- **HOMETOWN:** TEQUESTA, FLA. (W.T. DWYER)

- A young player who will help out at several positions
- Will spell Megan Evans behind the plate
- Can also play at first base, or even third base

High School: Lettered four times at W.T. Dwyer High School for Coach John Lott ... Named second-team all-county for the 6A-5A-4A level by the *Florida Sun Sentinel* as a senior ... Helped lead Dwyer to a 1-0 win over Bartow, which was ranked No. 3 in the nation at the time and went on to win the State Class 4A title ... Was named honorable mention all-conference and second-team all-area as a junior ... Was also awarded her team's "Hardest Worker" award by the coaches ... Was honorable mention all-conference and was a top performer, as named by the *Florida Sun Sentinel*, as a freshman ... Was an active member of the Academy of Finance and Future Business Leaders of America ... Was also secretary of the National Honor Society at Dwyer while also participating in soccer and volleyball ... Was Editor-in-Chief of the school newspaper in the 2002-2003 school year and was a reporter for the *Academy Update*.

Personal: Kelsey Liane Hoffman ... Born February 2, 1986 in Palm Beach Gardens, FL ... Daughter of Charles and Dana Hoffman ... Has two sisters, Alana and Aynsley ... Majoring in communications.





alisia NARODOWSKI

#6

- **POSITION:** SHORTSTOP
- **CLASS:** JUNIOR-TRANSFER
- **HEIGHT:** 5-5
- **B/T:** R/R
- **HOMETOWN:** VANCOUVER, B.C. (VANCOUVER TECHNICAL/LAKE CITY CC)



- A transfer who will take over at shortstop
- Could also see playing time at third base if the need arises
- Played on the Canadian Developmental team in Summer of 2004
- Played on the Canadian Junior National team, participating in tournaments in China and Mexico

LCCC: Played for one season at Lake City Community College for Coach B.J. Hodges ... Was named second-team Mid-Florida Conference.

Georgia State: Played for one season at Georgia State University for Coach Bob Heck ... Started 49 of the Panthers' 50 games ... Hit .211 in 142 at bats with 10 doubles, a triple, a home run and six RBI ... Had two stolen bases ... Went 2-for-3 with a double against Virginia Tech at the Hokie Fastpitch Club Classic ... Had a double and three RBI against Belmont.

High School: Attended at Vancouver Technical Secondary and was one of the top shortstops in the Canadian League ... School did not have softball ... Was named the top female athlete five years in a row at Vancouver Tech ... Also played volleyball, soccer, basketball and ran track ... Played club ball for Coach Roland Tebbutt and the Burnaby Oakeys for six years ... Team won three Canadian National Championships.

Personal: Alisia Maria Narodowski ... Born May 25, 1984 in Vancouver, B.C. ... Daughter of Jozef and Elizabeth Narodowski ... Has one sister, Monica, and two brothers, Joey and David ... Besides English, is fluent in both Polish and French ... Majoring in psychology.



stephanie SAVRE

#23

- **POSITION:** FIRST BASE
- **CLASS:** FRESHMAN
- **HEIGHT:** 5-7
- **B/T:** L/L
- **HOMETOWN:** SIMI VALLEY, CALIF. (WESTLAKE)

- The first left-handed power hitter in Tech softball history
- A talented player from the softball hotbed of California
- Has big shoes to fill defensively, but has the potential to do it
- Battled back problems in the fall, but is expected to be 100 percent for the season
- Brings a wealth of success from both high school and club teams to the Hokies

High School: Played four years for Coach Gary Fetman at Westlake High ... Named first-team All-Marmonte League, Division I as a junior ... Was named first-team All-Marmonte League, Division II and first-team All-Ventura County as a sophomore ... Also named second-team All-C.I.F., Division II and the Marmonte League Offensive Player of the Year that season, leading the league in triples with seven ... Was also named the league's offensive player of the year as a freshman ... Played for the California Cruisers — one of the best 18-and-under teams in the country — and helped the Cruisers win the Independence Day 18U Tournament in Boulder, CO in 2003 ... Played for the Southern Cal A's last summer.

Personal: Stephanie Marie Savre ... Born January 28, 1986 in Panorama City, CA ... Daughter of Randy and Kathie Savre ... Has one sister, Danielle, who is an actress and has appeared in "CSI: Crime Scene Investigation", "X-Files" and had a recurring role in "Summerland" ... Majoring in communications.



A NEW ERA FOR THE HOKIES



caroline STOLLE

#12

- **POSITION:** THIRD BASE/OUTFIELD
- **CLASS:** FRESHMAN
- **HEIGHT:** 5-5
- **B/T:** R/R
- **HOMETOWN:** CHESTER, VA. (L.C. BIRD)

- An invited walk-on who has the potential to be a good find
- Can contribute to the team in numerous ways
- Could be used at third base, in the outfield or as a pinch runner

High School: Lettered four times for Coach Crystal Barker at Lloyd C. Bird High ... Hit .409 with 29 hits as a senior, earning first-team all-state AAA honors as an infielder ... Was named the Dominion District and Central Region co-player of the year as a senior ... Was named all-Metro as both a senior and a junior by the *Richmond Times-Dispatch* ... Club team, Richmond Storm, won the 2002 PONY National Championship ... Earned all-district, all-central region and all-state honors as a defender her senior year on Bird's field hockey squad.

Personal: Caroline Brooke Stolle ... Born October 2, 1986 in Binghamton, NY ... Daughter of Robert and Robin Stolle ... Has one sister, Monica, and two brothers, Joey and David ... Enrolled in university studies.



angela TINCHER

#1


- **POSITION:** PITCHER
- **CLASS:** FRESHMAN
- **HEIGHT:** 5-7
- **B/T:** R/R
- **HOMETOWN:** EAGLE ROCK, VA. (JAMES RIVER)

- One of the most heralded players to come out of the state of Virginia in a long time
- A talented pitcher with a lot of potential
- Needs to gain experience from 43 feet
- A hard thrower who should battle for the top spot in the rotation

High School: Lettered three times at James River High School for Coach John Shotwell ... Played one season at Allegheny High before transferring to JRHS ... Led team to consecutive state titles ... Had 47 career wins, over 900 strikeouts and 23 career no-hitters ... A two-time first-team all-state selection ... Went 22-2 her senior season, earning state co-pitcher of the year honors from the Virginia High School Coaches Association ... Finished with 365 strikeouts on the year, third-best on the VHSL single-season list ... Threw 10 no-hitters as a senior and a state-record 17 consecutive shutouts ... Finished the 2004 season with a streak of 109 consecutive scoreless innings ... Threw 154.2 innings that season, allowing just 22 hits and three earned runs in earning another state title ... Had an ERA of 0.14 her senior year ... Struck out 19 and allowed just one hit in the championship game as her team won a nine-inning contest, 1-0, over Page County ... Named MVP of the West squad in the VHSLCA All-Star Game after striking out nine in four scoreless innings, giving up a bunt hit ... Was the Gatorade State Group A Player of the Year as a junior after leading her team to a state title ... Was also the state player of the year, as voted on by the VHSCA ... Was 14-1 as a junior, striking out 225 while walking just nine in 101 innings ... Pitched nine-no-hitters that season, allowing just two earned runs all season ... Had an ERA of 0.13 ... Struck out 18 in James River's 2-1, nine-inning victory over Northumberland in the Group

A championship game ... Struck out 23 batters in a 2-1, 13-inning victory over Patrick Henry in the 2002 Region C semifinals as a sophomore ... Is the first female from her high school to sign with a Division I program in any sport ... Was selected to play for the Salem All-Stars, a local team that played the U.S. Olympic Softball Team last summer ... Threw one inning in that game, striking out both Stacey Nuveman — on three pitches — and Tairia Mims Flowers ... Gave up a home run to Jenny Topping ... Was featured in the Aug. 13, 2004 issue of *Sports Illustrated* in the "Faces in the Crowd" section for her superb senior season.

Personal: Angela Susan Tincher ... Born December 16, 1985 in Low Moor, VA ... Daughter of Denny and Susan Tincher ... Has one sister, Abbi ... Enrolled in university studies.



ATLANTIC COAST CONFERENCE

Consistency. It's the mark of true excellence in any endeavor.

However, in today's intercollegiate athletics, competition has become so balanced and so competitive that it is virtually impossible to maintain a high level of consistency.

Yet the Atlantic Coast Conference has defied the odds. Now in its 52nd year of competition, the ACC has long enjoyed the reputation as one of the strongest and most competitive intercollegiate conferences in the nation. And that is not mere conjecture, the numbers support it.

Since the league's inception in 1953, ACC schools have captured 91 national championships, including 47 in women's competition and 44 in men's.

In addition, NCAA individual titles have gone to ACC student-athletes 116 times in men's competition and 57 times in women's action.

2003-04 IN REVIEW

The 2003-04 academic year concluded with the league pocketing three more national team titles and seven individual NCAA crowns. In all, the ACC has won 48 national team titles over the last 14 years.

The ACC's 2003-04 national champions were Wake Forest in field hockey, North Carolina in women's soccer and Virginia in women's lacrosse.

The ACC placed at least one team in the top 10 nationally in 16 of the 21 sports sponsored by the league for which polls were available. In all,

28 ACC teams finished their season with a top 10 ranking.

THE CHAMPIONSHIPS

The conference will conduct championship competition in 25 sports during the 2004-05 academic year — 12 for men and 13 for women.

The first ACC championship was held in swimming on Feb. 25, 1954. The conference did not conduct championships in cross country, wrestling or tennis during the first year.

The 12 sports for men include football, cross country, soccer, basketball, swimming, indoor and outdoor track, wrestling, baseball, tennis, golf and lacrosse. Fencing, which was started in 1971, was discontinued in 1981.

Women's sports were initiated in 1977 with the first championship meet being held in tennis at Wake Forest University.

Championships for women are currently conducted in cross country, volleyball, field hockey, soccer, basketball, swimming, indoor and outdoor track, tennis, golf, lacrosse, softball and rowing.

A HISTORY

The Atlantic Coast Conference was founded on May 8, 1953, at the Sedgefield Inn near Greensboro, N.C., with seven charter members — Clemson, Duke, Maryland, North Carolina, North Carolina State, South Carolina and Wake Forest — drawing up the conference by-laws. The

withdrawal of seven schools from the Southern Conference came early on the morning of May 8, 1953, during the Southern Conference's annual spring meeting. On June 14, 1953, the seven members met in Raleigh, N.C., where a set of bylaws was adopted and the name became officially the Atlantic Coast Conference.

Suggestions from fans for the name of the new conference appeared in the region's newspapers prior to the meeting in Raleigh. Duke's Eddie Cameron recommended that the name of the conference be the Atlantic Coast Conference, and the motion was passed unanimously. The meeting concluded with each member institution assessed \$200.00 to pay for conference expenses.

On Dec. 4, 1953, conference officials met again at Sedgefield and officially admitted the University of Virginia as the league's eighth member. The first, and only, withdrawal of a school from the ACC came on June 30, 1971, when the University of South Carolina tendered its resignation.

The ACC operated with seven members until April 3, 1978, when the Georgia Institute of Technology was admitted. The Atlanta school had withdrawn from the Southeastern Conference in January of 1964.

The ACC expanded to nine members on July 1, 1991, with the addition of Florida State University.

The conference expanded to 11 members on July 1, 2004, with the addition of the University of Miami and Virginia Tech. On October 17, 2003, Boston College accepted an invitation to become the league's 12th member starting with the 2005-06 academic year.

ACC

ATLANTIC COAST CONFERENCE

THE ACC SOFTBALL CHAMPIONSHIP

For the first time in the program's 10-year history, the Virginia Tech softball team can make arrangements for the conference tournament before the first pitch is thrown in February. That's because the Atlantic Coast Conference invites each of the participating teams to its conference tournament.

This year, the seven schools that play softball — Florida State, Georgia Tech, North Carolina, North Carolina State, Maryland, Virginia and Virginia Tech — will converge on College Park and the campus of the University of Maryland for the 2005 ACC Softball Championship, to be held May 12-15 at the Terrapin Softball Complex.

The winner of the double-elimination tournament will earn the league's automatic berth into the NCAA's 64-team championship field.

The University of Maryland completed a \$3.0 million softball complex, located adjacent

to Maryland's Comcast Center on the north side of campus, in Spring 2002.

Amenities at the state-of-the-art facility include: stadium seating for more than 1,000 fans; underground dugouts with rest rooms; two bullpen areas; four batting cages; light towers; concessions area; ticket booth; press box; natural Bermuda grass outfield; electronic scoreboard; and ample parking.

Last year's event was held at the Seminole Softball Complex in Tallahassee, Fla., on the campus of Florida State.

In the first game, fourth-seeded Georgia Tech defeated fifth-seeded North Carolina State, 2-1. Game two saw sixth-seeded Maryland upset third-seeded Virginia, 5-3. In the third game of the day, top-seeded Florida State downed Georgia Tech, 3-2 before second-seeded North Carolina defeated Maryland, 7-2, to end the first day of action.

On Saturday, Georgia Tech knocked out UVA with a 4-1 win before Maryland sent N.C. State home with a 6-0 shutout. Florida State then defeated North Carolina, 8-0 to reach the championship game. The eighth game of the tournament saw the Yellow Jackets eliminate Maryland, 6-4, then come back to eliminate UNC with a 4-0 win.

On Sunday, the top-seeded Seminoles downed Georgia Tech, 3-1, to capture their 10th ACC title in 13 years. Florida State earned the automatic bid to the NCAA tournament and reached the Women's College World Series. Georgia Tech and North Carolina both received at-large bids and represented the conference in the NCAA tournament.

Florida State pitcher Casey Hunter, who picked up two of FSU's three wins in the tournament, was named MVP of the event.



A NEW ERA FOR THE HOKIES

OPPONENTS & TOURNAMENTS

APPALACHIAN STATE



Location (Enrollment): Boone, N.C. (14,350)
Nickname: Mountaineers
Colors: Black & Gold
Home Field (Capacity): Watauga County Complex (500)
Conference: Southern
Head Coach: Willie Rucker
2004 Record: 22-39/7-14
Softball SID: Jonathan Caskey
SID Phone/Fax: (828) 262-7162/(828) 262-6106
SID Email: caskeyjw@appstate.edu
Web Page: GoASU.com

FLORIDA STATE



Location (Enrollment): Tallahassee, Fla. (35,462)
Symbol: Seminoles
Colors: Garnet & Gold
Home Field (Capacity): Seminole SB Complex (1,000)
Conference: Atlantic Coast
Head Coach: Dr. JoAnne Graf
2004 Record: 62-12
Softball SID: Tamara Metcalfe
SID Phone/Fax: 850-644-3920/850-644-3820
SID Email: tmetcalf@mailier.fsu.edu
Web Page: seminole.com

GEORGIA TECH



Location (Enrollment): Atlanta, Ga. (16,000)
Nickname: Yellow Jackets, Ramblin' Wreck
Colors: Gold & White
Home Field (Capacity): Glenn Field (500)
Conference: Atlantic Coast
Head Coach: Ehren Earleywine
2004 Record: 47-19
Softball SID: Scott MacDonald
SID Phone/Fax: 404-894-5445/404-894-1248
SID Email: smacdonal@at.gtaa.gatech.edu
Web Page: ramblinwreck.com

JACKSONVILLE



Location (Enrollment): Jacksonville, Fla. (2,632)
Nickname: Dolphins
Colors: Green & White
Home Field: JU Softball Complex
Conference: Atlantic Sun
Head Coach: Jeff Franquet
2004 Record: 22-42
Softball SID: Koby Padgett
SID Phone/Fax: 902-256-7478/904-256-7179
SID Email: kpadget@ju.edu
Web Page: judolphins.com

LIBERTY



Location (Enrollment): Lynchburg, Va. (8,500)
Nickname: Flames
Colors: Red, White & Blue
Home Field (Capacity): Liberty Softball Field (500)
Conference: Big South
Head Coach: Paul Wetmore
2004 Record: 19-44
Softball SID: Todd Wetmore
SID Phone/Fax: 434-582-2292/434-582-2076
SID Email: twetmore@liberty.edu
Web Page: libertyflames.com

MARYLAND



Location (Enrollment): College Park, Md. (35,329)
Nickname: Terps, Terrapins
Colors: Red, White, Black & Gold
Home Field (Capacity): Terrapin Softball Complex (1,200)
Conference: Atlantic Coast
Head Coach: Gina LaMandre
2004 Record: 33-27
Softball SID: Amy Mulligan
SID Phone/Fax: 301-314-7068/301-314-9094
SID Email: mulligan@umd.edu
Web Page: umterps.com

NORTH CAROLINA



Location (Enrollment): Chapel Hill, N.C. (25,972)
Nickname: Tar Heels
Colors: Carolina Blue & White
Home Field (Capacity): UNC Softball Complex (500)
Conference: Atlantic Coast
Head Coach: Donna J. Papa
2004 Record: 44-22
Softball SID: Bobby Hundley
SID Phone/Fax: 919-843-5678/919-962-0612
SID Email: bhundley@unca.unc.edu
Web Page: tarheelblue.com

UNC GREENSBORO



Location (Enrollment): Greensboro, N.C. (14,900)
Nickname: Spartans
Colors: Gold, White & Navy
Home Field: Campus Field
Conference: Southern
Head Coach: Stephanie DeFeo
2004 Record: 30-30
Softball SID: Dan Bozarth
SID Phone/Fax: 336-334-5615/336-334-3182
SID Email: dgbozart@uncg.edu
Web Page: uncgspartans.com

NORTH CAROLINA STATE



Location (Enrollment): Raleigh, N.C. (29,637)
Nickname: Wolfpack
Colors: Red & White
Home Field: Walnut Creek Complex
Conference: Atlantic Coast
Head Coach: Lisa Navas
2004 Record: 32-27
Softball SID: Pat Norris
SID Phone/Fax: 919-513-8195/919-515-2898
SID Email: pat_norris@ncsu.edu
Web Page: gopack.com

OHIO UNIVERSITY



Location (Enrollment): Athens, Ohio (28,197)
Nickname: Bobcats
Colors: Hunter Green & White
Home Field: Ohio Softball Field
Conference: Mid-American
Head Coach: Roanna Brazier
2004 Record: 20-31/13-11
Softball SID: Shanon Strenkert
SID Phone/Fax: 740-593-0054/740-597-1838
SID Email: strenker@ohio.edu
Web Page: ohiobobcats.com

RADFORD



Location (Enrollment): Radford, Va. (9,219)
Nickname: Highlanders
Colors: Red, White & Blue
Home Field (Capacity): Dedmon Center Field
Conference: Big South
Head Coach: Amy Kvilhaug
2004 Record: 31-32
Softball SID: Brian Stanley
SID Phone/Fax: 540-831-5211/540-831-5556
SID Email: bmstanley@radford.edu
Web Page: radford.edu/Athletics

SOUTH CAROLINA



Location (Enrollment): Columbia, S.C. (23,700)
Nickname: Gamecocks
Colors: Garnet & Black
Home Field (Capacity): Beckham Field (1,500)
Conference: Southeastern
Head Coach: Joyce Compton
2004 Record: 28-24
Softball SID: Ayanna Wakefield
SID Phone/Fax: 803-777-8017/803-777-2967
SID Email: ayanna@gwm.sc.edu
Web Page: uscports.com

TENNESSEE



Location (Enrollment): Knoxville, Tenn. (25,058)
Nickname: Lady Vols
Colors: Orange & White
Home Field (Capacity): Tyson Park (1,000)
Conference: Southeastern
Co-Head Coaches: Ralph and Karen Weekly
2004 Record: 55-16
Softball SID: Brian Davis
SID Phone/Fax: 865-974-7478/865-974-8875
SID Email: bdavis16@utk.edu
Web Page: utladyvols.com

VIRGINIA



Location (Enrollment): Charlottesville, Va. (20,018)
Nickname: Cavaliers
Colors: Navy & Orange
Home Field (Capacity): The Park (475)
Conference: Atlantic Coast
Head Coach: Cheryl Sprangel
2004 Record: 38-26
Softball SID: Bill Hurd
SID Phone/Fax: 434-982-5500/434-982-5525
SID Email: wlh4q@virginia.edu
Web Page: virginiasports.com

WINTHROP



Location (Enrollment): Rock Hill, S.C. (6,306)
Nickname: Eagles
Colors: Garnet & Gold
Home Field: Terry Field
Conference: Big South
Head Coach: Mark Cooke
2004 Record: 42-24-1
Softball SID: Brett Redden
SID Phone/Fax: 803-323-2129x6245/802-323-2433
SID Email: reddeneb@winthrop.edu
Web Page: winthropeagles.com

OPPONENTS & TOURNAMENTS

STETSON TOURNAMENT



February 11-13 • DeLand, Florida
Stetson Fastpitch Field

Saturday

10 am VT vs. Iowa
12:30 pm VT vs. Stetson

Sunday

10 am VT vs. Iowa
3 pm VT vs. Stetson

TENNESSEE-CHATTANOOGA TOURNAMENT



February 18-20 • Chattanooga, Tennessee
Frost Stadium

Friday

1:15 pm VT vs. Miami (Frost)
3:30 pm VT vs. JMU (Hargraves)

Saturday

11 am VT vs. Western Ky. (Hargraves)
1:15 pm VT vs. UT-Chattanooga (Frost)

Sunday

10 am VT vs. Miami (Frost)
12:15 pm VT vs. Western Ky. (Hargraves)

COLLEGE OF CHARLESTON TOURNAMENT



February 25-27 • Mt. Pleasant, South Carolina
Patriots Point Athletics Complex

Friday

11 am VT vs. Iowa State
1 pm VT vs. Coll. of Charleston

Saturday

9 am VT vs. Winthrop
1 pm VT vs. Pittsburgh

Sunday

TBD Tournament Play

GEORGIA TECH BUZZ CLASSIC



March 4-6 • Marietta, Georgia
Al Bishop Softball Complex

Friday

11 am VT vs. St. Francis
4 pm VT vs. Troy

Saturday

10 am VT vs. Mississippi State
4 pm VT vs. Florida A&M

Sunday

TBD Tournament Play

STETSON TOURNAMENT



March 11-13 • DeLand, Florida
Stetson Fastpitch Field

Friday

10 am VT vs. Michigan State
3 pm VT vs. Stetson

Saturday

12:30 pm VT vs. Bethune-Cookman
5:30 pm VT vs. Stetson

Sunday

11 am Consolation Game OR
1 pm Championship Game

HOKIE FASTPITCH CLUB CLASSIC



March 18-20 • Blacksburg, Virginia
Tech Softball Park & South Rec Field

Friday

12:30 pm VT vs. Gardner-Webb
3 pm VT vs. East Tennessee St.

Saturday

1 pm VT vs. St. Bonaventure
3 pm VT vs. North Dakota St.

Sunday

TBD Tournament Play

HOTEL PLANS

STETSON TOURNAMENT • Feb. 11-13

Holiday Inn Express
3401 S. Orlando Dr.
Sanford, FL 32771
(407) 320-0845 - Phone

UT-C TOURNAMENT • Feb. 17-20

Fairfield Inn
2350 Shallowford Village Dr.
Chattanooga, TN 37421
(423) 499-3800 - Phone

CHARLESTON TOURNAMENT • Feb. 25-27

Best Western Patriots Point
259 Mcgrath Sarby Blvd.
Mt. Pleasant, SC 29464
(843) 971-7070 - Phone

BUZZ CLASSIC • March 4-6

Wingate Inn Marietta
1250 Franklin Rd. SE
Marietta, GA 30067
(770) 989-0071 - Phone

JACKSONVILLE • March 7-9

Wingate Inn - Jacksonville South
4681 Lenoir Avenue South
Bonneval & Butler
Jacksonville, FL 32216
(904) 281-2600 - Phone

STETSON TOURNAMENT • March 10-13

Holiday Inn Express
3401 S. Orlando Dr.
Sanford, FL 32771
(407) 320-0845 - Phone

FLORIDA STATE • April 2-3

Accommodations are to be determined

NORTH CAROLINA • April 9-10

Wyndham Garden
4620 S. Miami Blvd.
Durham, NC 27703
(919) 941-6066 - Phone

VIRGINIA • April 30-May1

Fairfield Inn
577 Branchlands Blvd.
Charlottesville, VA 22901
(434) 964-9411 - Phone

ACC TOURNAMENT • May 12-15

Accommodations are to be determined

2004 REVIEW

Hokies pick up several big wins, honors en route to 36-23 campaign

The 2004 Virginia Tech softball team experienced plenty of wins, success and individual accolades, but the team fell short of its ultimate goal — making and winning the BIG EAST Championship. But not making the tournament can't take away from the fine season the Hokies had on the diamond.

The season began at the Georgia Softball Invitational in Athens, Ga., where freshman Karie Morrison got her career off to a hot start with a complete-game, three-hit, seven-strikeout performance to lead the Hokies to a 5-0 win over Buffalo. After Tech dropped a contest to No. 7 Georgia, the rest of the tournament was rained out.

From there, the Hokies headed to Burlington, N.C., and won the Elon Invitational by going 5-0. Megan Evans broke the school career home run and the single-game RBI records in the win over North Carolina A&T State. Tech picked up wins over Akron, Campbell, North Carolina A&T State and Robert Morris before downing Elon, 7-0, to claim the title.

For the weekend, Kelly Brown batted .688, going 11-for-16 with a double, three walks, an RBI and nine runs scored. She also stole four bases in five attempts and had an assist from her right-field position to help her earn BIG EAST Co-Player of the Week honors.

Riding the winning streak, Tech headed to the prestigious NFCA Leadoff Classic in Columbus, Ga., to take on some of the country's best teams. The Hokies opened up with a 3-0 loss to No. 7 Michigan before dropping a 6-5 decision to Georgia Tech. The following day, the Hokies didn't capitalize on several early opportunities in falling to No. 14 Nebraska in eight innings, 1-0.

Though 0-3 for the weekend, the Hokies had confidence heading into the tournament play. In the first game, Rachel Pacheco hit a solo home run and Katie Maynard tossed a one-hitter as Tech downed eventual NCAA Tournament participant Ohio State, 1-0. Tech was eliminated the next day when it fell to No. 18 Arizona State, 5-2.

While in Columbus, the Hokies had the rare opportunity to scrimmage the U.S. Olympic Softball Team as part of its "Aiming for Athens" Tour. Although beaten 12-0, the team came away with a lifetime of memories in playing the world's best team.

After a split at home with Radford, the team packed up for its spring break trip to Orlando and Miami. At the Rebel Spring Games, Tech went a perfect 6-0. On the first day, the Hokies rolled to a pair of wins, beating George Mason 15-2 and Toledo 4-0. In the Toledo win, Maynard struck out a career-high 15 batters.

The second day, Tech downed St. Bonaventure before beating a tough Central Michigan team, 4-3. Ciara Chaffee provided the game-winner, a solo home run in the sixth inning to down the eventual NCAA participants. The final day, Pacheco and Maynard each tossed two-hit shutouts as the Hokies beat Niagara and Butler each by scores of 3-0.

After a few days off, Tech geared up for the Blue & Gold Classic, hosted by Florida International University. Tech opened up with a 2-1 win over old foe Massachusetts, who went on to make the NCAA Tournament. After a 4-2 loss to the host Golden Panthers, Tech rebounded to pick up a 4-0 win over Miami University. The Hokies then fell in a rematch to the Minutewomen before ending spring break with a 5-0 win over Miami, led by Pacheco's one-hitter.

Following the Classic, Pacheco was named BIG EAST Co-Pitcher of the Week. She went a perfect 4-0 in the circle without giving up an earned run in 27.1 innings as the Hokies went 7-2 on the week. Pacheco struck out 18 while allowing just three unearned runs, 15 hits and four walks. Opponents hit just .155 for the week against her in her five appearances.

The Hokies returned home and rolled to a pair of wins over James Madison University, 9-2 and 7-4, pounding out 22 hits and 16 runs. Five other teams then rolled into Blacksburg for the annual Hokie Fastpitch Club Classic. On the first day, the Hokies picked up a 6-4 win over East Tennessee State before downing St. Francis (Pa.), 9-1. The next day, the Hokies beat a

tough Marshall team, 3-2, in a game where Shanel Garofalo suffered multiple facial fractures on a play at second base. The team pressed on to pick up the win over the Thundering Herd and then a 6-0 win over Appalachian State. On the final day, the Hokies were beaten by Mount St. Mary's, but still took home the team title.

With tournament play behind them, the Hokies focused on several big doubleheaders and conference play. That stretch started with a split at Virginia. The Hokies dropped the first game before Sarah Prosis's home run sparked a win in the second game.

At 24-10, Tech headed north to begin conference play at Boston College and Connecticut. In the opener, BC captured a 1-0 victory in 12 innings before the Hokies rallied to win the second game, 4-3. In the second game, with two down, Brown laced a double down the left-field line to score two runners and tie up the game. The inning appeared to be over when Callie Rhodes struck out on a high pitch, but it got away from the catcher. Rhodes scooted down to first and beat the throw. Brown was going all the way and came home in front of the throw to score the go-ahead run.

At UConn, Tech once again earned a split on the road, dropping the first game 7-1 before winning the second game, 7-6. In that second game, Tech gave up a five-run lead, but rallied to score an unearned run in the seventh inning to pick up the win.

Tech returned home to sweep a pair of games from Rutgers in six innings, 8-0 and 9-1, before dropping a pair of contests to Villanova. Against the Scarlet Knights, Evans hit a two-run home run in the first game and hit a grand slam in the second game.

The following weekend, Tech picked up a pair of wins over Pittsburgh to run its conference record to 6-4. Sparked by the return of Garofalo to her second base position, Tech came from behind to win the first game, 7-4, before picking up a 3-0 shutout in the second game.

Splits with both St. John's and Seton Hall followed, but the way the Hokies beat the Pirates may just be the highlight of the season. Trailing 4-1 going into the bottom of the seventh inning and with the bases loaded, Prosis drove in pinch runner Allyson Campbell to make it 4-2 with a bloop single to left-center field. Garofalo then singled to allow Mindi Wylie to score.

With the winning run at second base, Evans singled down the right field line, allowing Brown and Prosis to score and give Tech the big win and set off a wild celebration.

The momentum ended there as the Hokies went to Bristol, Tenn., for the eighth-annual State Line Classic. In the opener, ETSU exacted revenge in handing Tech a 4-2 loss. The second game saw the Hokies hang with No. 11 Tennessee behind a brilliant performance from Maynard in the circle, but an error in the ninth inning allowed the Lady Vols to escape with a 1-0 win.

Maynard didn't let that get her down as she came out in the next game to pitch the first extra-inning no-hitter in school history at Providence. Wylie's solo

home run in the top of the eighth inning allowed Maynard to pick up the win and no-hitter.

Evans hit two home runs, including a walk-off grand slam at Salem, Va., to give Tech a 6-3, eight-inning win over UVA and give head coach Scot Thomas his 300th victory.

Four losses on the road at Notre Dame and Syracuse eliminated the Hokies from conference tournament contention, but Tech finished the season with a pair of wins over Liberty at home, including a perfect game by Maynard in the opener, to finish the season with a 36-23 record.

Evans again broke the school record for home runs, this season with 14, and also set a new school mark for walks. She also came one RBI away from tying that school mark. For her accomplishments, she was named first-team all-region and second-team all-conference. Brown joined her on the all-region team and both Prosis and Caitlin Murphy were named all-conference. Murphy was also named all-state by VaSID while Rhodes broke the school record for stolen bases in a season with 31.



Rachel Pacheco

2004 STATS & RESULTS

Overall Record: 36-23

BIG EAST Record: 9-11

Home: 15-6

Away: 4-10

Neutral: 17-7

Hitting Statistics

No.	Player	AVG	GP-GS	AB	R	H	2B	3B	HR	RBI	TB	BB	HBP	SO	GDP	SF	SH	SB-A	PO	A	E	FLD%
8	BROWN, Kelly	.343	55-55	181	37	62	11	1	0	14	75	17	0	25	1	1	4	19-25	40	5	3	.938
18	PROSISE, Sarah	.316	55-54	158	25	50	2	0	1	20	55	9	1	30	0	0	9	7-8	55	4	3	.952
24	EVANS, Megan	.314	59-59	159	37	50	10	0	14	47	102	33	4	33	1	2	0	1-1	355	31	2	.995
13	RHODES, Callie	.302	56-53	159	23	48	2	1	0	10	52	4	1	17	0	0	4	31-34	62	3	3	.956
11	GAROFALO, Shanel	.299	38-38	117	18	35	8	0	5	27	58	2	7	14	1	1	2	0-0	72	48	8	.938
4	MURPHY, Caitlin	.298	57-56	161	19	48	6	0	0	24	54	14	0	8	3	1	9	2-2	71	42	8	.934
12	WYLIE, Mindi	.281	59-59	153	23	43	4	0	2	16	53	21	0	24	0	1	8	2-3	366	21	1	.997
3	PACHECO, Rachel	.253	59-59	166	22	42	11	0	3	24	62	14	5	28	3	1	2	1-2	33	107	4	.972
6	YEAGER, Ashley	.241	44-44	112	10	27	4	2	1	27	38	19	0	24	0	1	0	1-1	72	62	16	.893
15	CHAFFEE, Ciara	.217	47-37	83	10	18	2	1	5	14	37	3	0	22	1	0	0	0-0	30	61	11	.892
22	WALSH, Theresa	.169	39-25	71	10	12	0	0	0	1	12	2	0	13	0	0	7	4-5	27	0	0	1.000

23	DERRY, Stephanie	.250	5-0	4	0	1	0	0	0	1	1	1	0	1	0	0	0	0-0	0	0	0	.000
16	MAYNARD, Katie	.182	39-27	11	0	2	0	0	0	1	2	1	0	4	0	0	0	0-0	5	30	1	.972
2	CAMPBELL, Allyson	.000	33-0	7	8	0	0	0	0	0	0	0	0	0	0	0	0	0-1	1	1	1	.667
7	FERNANDEZ, Jackie	.000	6-0	5	0	0	0	0	0	0	0	1	0	2	0	0	0	0-0	0	0	0	.000
20	STONE, Megan	.000	6-1	3	1	0	0	0	0	0	0	0	0	1	0	0	0	0-0	1	2	0	1.000
17	BEACH, Crystal	.000	39-2	2	11	0	0	0	0	0	0	1	0	2	0	0	0	3-4	1	3	0	1.000
10	MORRISON, Karie	.000	27-16	1	0	0	0	0	0	0	0	0	0	1	0	0	0	0-0	4	21	0	1.000
TEAM TOTALS		.282	59-59	1553	254	438	60	5	31	226	601	142	18	249	10	8	45	71-86	1195	441	61	.964
OPPONENTS		.234	59-59	1513	185	354	72	6	26	162	516	139	23	342	5	8	52	32-42	1162	552	78	.956

LOB - Team (352), Opp (357). DPs turned - Team (12), Opp (18). IBB - Team (5), EVANS 4, BROWN 1, Opp (1).

Pitching Statistics

No.	Player	ERA	W-L	APP	GS	CG	SHO/CSO	SV	IP	H	R	ER	BB	SO	2B	3B	HR	BF	B/Avg	WP	HBP	
3	PACHECO, Rachel	2.11	13-6	26	20	7	3/2	0	123.0	113	45	37	31	85	14	3	5	471	.240	8	3	
16	MAYNARD, Katie	2.85	15-13	34	26	21	7/0	1	186.2	147	88	76	72	195	35	1	16	677	.217	15	14	
10	MORRISON, Karie	3.14	8-3	26	12	3	1/2	0	80.1	83	40	36	34	60	19	1	5	325	.255	6	4	

20	STONE, Megan	2.10	0-1	3	1	0	0/0	0	6.2	5	5	2	1	1	3	0	0	27	.185	2	1	
15	CHAFFEE, Ciara	8.40	0-0	1	0	0	0/0	0	1.2	6	7	2	1	1	1	1	0	13	.462	0	1	
TEAM TOTALS		2.65	36-23	59	59	31	13/2	1	398.1	354	185	151	139	342	72	6	26	1513	.234	31	23	
OPPONENTS		3.87	23-36	59	59	31	11/3	4	387.1	438	254	214	142	249	60	5	31	1553	.282	28	18	

PB - Team (18), EVANS 18, Opp (3). Pickoffs - Team (2), EVANS 2. SBA/ATT - EVANS (32-41), MAYNARD (17-23), PACHECO (12-16), MORRISON (3-3).

Hitting minimums — 50% of Games, 1.0 AB/Game; Pitching minimums — 10% of Games, 1.0 IP/Game

2004 SOFTBALL RESULTS

Date	Opponent	W/L	Score	Date	Opponent	W/L	Score	Date	Opponent	W/L	Score
Feb. 13	vs. Buffalo ¹	W	5-0	13	vs. Massachusetts ⁵	L	0-4	18	SETON HALL *	L	0-4
13	at #7 Georgia ¹	L	0-8 (5)	14	vs. Miami (Ohio) ⁵	W	5-0	18	SETON HALL *	W	5-4
20	vs. Akron ²	W	11-1 (6)	17	JAMES MADISON	W	9-2	21	vs. East Tennessee St. ⁷	L	2-4
20	vs. Campbell ²	W	6-3	17	JAMES MADISON	W	7-4	21	vs. #11 Tennessee ⁷	L	0-1 (9)
21	vs. N. Carolina A&T St. ²	W	10-1 (6)	19	EAST TENNESSEE ST. ⁶	W	6-4	24	at Providence *	W	1-0 (8)
21	vs. Robert Morris ²	W	14-7	19	ST. FRANCIS ⁶	W	9-1	24	at Providence *	L	4-9
22	vs. Elon ²	W	7-0	20	MARSHALL ⁶	W	3-2	27	vs. Virginia ⁸	W	6-3 (8)
27	vs. #7 Michigan ³	L	0-3	20	APPALACHIAN ST. ⁶	W	6-0	30	at #25 Notre Dame *	L	0-5
27	vs. Georgia Tech ³	L	5-6	21	MOUNT ST. MARY'S ⁶	L	1-3	30	at #25 Notre Dame *	L	1-9 (5)
28	vs. #14 Nebraska ³	L	0-1 (8)	24	at Virginia	L	0-2	May 2	at Syracuse *	L	0-8 (6)
28	vs. Ohio State ³	W	1-0	24	at Virginia	W	5-2	2	at Syracuse *	L	4-6
29	vs. #18 Arizona St. ³	L	2-5	27	at Boston College *	L	0-1 (12)	9	LIBERTY	W	3-0
Mar. 3	RADFORD	W	7-2	27	at Boston College *	W	4-3	9	LIBERTY	W	7-1
3	RADFORD	L	5-6 (6)	28	at Connecticut *	L	1-7				
7	vs. George Mason ⁴	W	15-2 (5)	28	at Connecticut *	W	7-6				
7	vs. Toledo ⁴	W	4-0	April 2	RUTGERS *	W	8-0 (6)				
9	vs. St. Bonaventure ⁴	W	11-2 (6)	2	RUTGERS *	W	9-1 (6)				
9	vs. Central Michigan ⁴	W	4-3	4	VILLANOVA *	L	2-8				
10	vs. Niagara ⁴	W	3-0	4	VILLANOVA *	L	0-7				
10	vs. Butler ⁴	W	3-0	10	PITTSBURGH *	W	7-4				
12	vs. UMass ⁵	W	2-1	10	PITTSBURGH *	W	3-0				
12	at Florida International ⁵	L	2-4	16	ST. JOHN'S *	L	3-14 (6)				
13	vs. Miami (Ohio) ⁵	W	4-0	16	ST. JOHN'S *	W	5-1				

¹ Georgia Softball Invitational @ Athens, Ga.

² Elon Invitational @ Burlington, N.C.

³ NFCA Leadoff Classic @ Columbus, Ga

⁴ Rebel Spring Games @ Kissimmee, Fla.

⁵ Blue & Gold Coca-Cola Classic @ Miami, Fla.

⁶ Hokie Fastpitch Club Classic @ Blacksburg, Va.

⁷ State-Line Classic @ Bristol, Tenn.

⁸ at Salem, Va.

* denotes BIG EAST Conference game

THE RECORD BOOK

Team Records • Season

Games played:	70, 1999
Games won:	54, 1999
Games lost:	32, 1996 & 1997
Most home wins:	20, 2000
Most road wins:	15, 1999
Most neutral site wins:	24, 1999

Team Batting • Game

At bats:	42, last at Boston College, 3/27/04
Runs:	19, vs. St. Louis, 2/28/98
Hits:	23, vs. Radford, 3/30/02
Doubles:	7, vs. James Madison, 4/10/02
Triples:	3, last: vs. East Tennessee State, 4/25/02
Home Runs:	4, last at Seton Hall, 4/5/03
Runs Batted In:	18, vs. St. Louis, 2/28/98
Total Bases:	31, vs. Radford, 3/30/02
Sacrifice Flies:	2, last vs. Rutgers, 4/2/04
Sacrifice Bunts:	5, vs. Liberty, 2/23/01
Strikeouts:	17, last vs. Southern Miss, 2/17/01
Walks:	11, vs. Fordham, 4/5/98
Stolen Bases:	5, vs. Hampton, 4/17/96

Team Fielding • Game

Putouts:	33, last at Boston College, 3/27/04
Assists:	20, last vs. St. Bonaventure, 3/31/96
Chances:	52, vs. Liberty, 2/23/01
Errors:	7, last vs. Arizona State, 3/7/03
Double Plays:	3, last vs. Liberty, 2/23/01
Passed Balls:	3, last at Florida A&M, 3/10/99
SBs Against:	7, vs. Kansas, 3/13/99
Caught Stealing:	3, last vs. Seton Hall, 3/5/02

Team Pitching • Game

Innings:	11.0, last at Boston College, 3/27/04
Strikeouts:	18, vs. Youngstown State, 2/18/00
Walks:	9, last vs. Fordham, 3/24/96
Hits Allowed:	18, last vs. Tennessee, 4/30/97
Runs Allowed:	18, vs. North Carolina, 3/3/96
HRs Allowed:	4, at Notre Dame, 4/20/02
Doubles Allowed:	5, last at Villanova, 4/26/03
Triples Allowed:	3, last at Notre Dame, 4/20/02
Hit By Pitch:	4, vs. Akron, 2/20/98

Individual Batting • Game

At Bats:	6, last Kelly Brown at Boston College, 3/27/04
Runs Scored:	4, Shanel Garofalo vs. Radford, 3/30/02
Hits:	5, Shanel Garofalo vs. Radford, 3/30/02
Doubles:	3, last Carmen Farmer vs. UNC Greensboro, 2/19/00
Triples:	2, Courtney Brinkman at East Tennessee State, 4/25/02
Home Runs:	2, last by Megan Evans vs. Virginia, 4/27/04
Total Bases:	9, last by Amy Voorhees vs. Connecticut, 3/3/01
Runs Batted In:	8, Megan Evans vs. North Carolina A&T State, 2/21/04
Walks:	4, Megan Evans vs. St. John's (4/27/02)
Sacrifice Flies:	1, last by Rachel Pacheco vs. Liberty, 5/9/04
Sacrifice Bunts:	3, last by Sarah Wolf vs. Davis & Elkins, 3/22/96
Hit by Pitch:	3, Carmen Farmer vs. Syracuse, 4/2/01
Strikeouts:	3, last by Rachel Pacheco vs. Tennessee, 4/21/04
Stolen Bases:	3, Bronwyn Blair vs. George Mason, 3/22/00

LARGEST SCORING MARGINS

Largest Win: 16 runs vs. St. Louis (19-3), 2/28/98
Largest Conference Win: 13 runs vs. St. Bonaventure (13-0) 4/12/98
Largest Loss: 17 runs, vs. North Carolina (18-1), 3/3/96 & vs. Tennessee (17-0), 4/30/97
Largest Conference Loss: 16 runs vs. Massachusetts (16-0), 4/6/96

STREAKS & PRODUCTIVITY

Longest Hitting Streaks:

1. Kara Krumhardt, 1999	16
2. Bronwyn Blair, 2000	15
3. Michelle Meadows, 1997	12
Michelle Meadows, 2000	12
Mindi Wylie, 2002	12
Kelly Brown, 2003	12
7. Amy Voorhees, 2002	11
8. Four players	10

Most Career Multi-Hit Games:

1. Michelle Meadows (1997-2000)	69
2. Bronwyn Blair (1998-2001)	67
3. Kara Krumhardt (1997-2000)	65
Shanel Garofalo (2001-04)	65
5. Carmen Farmer (2000-2003)	51

Most Career Multi-RBI Games:

1. Ali Verbage (1998-2001)	30
Kara Krumhardt (1997-2000)	30
3. Megan Evans (2002-)	29
4. Shanel Garofalo (2001-04)	28
5. Clarisa Crowell (1999-2002)	27

Individual Fielding • Game

Chances:	18, Jaime Love vs. Youngstown State, 2/18/00
Putouts:	17, last by Jaime Love vs. Youngstown State, 2/18/00
Assists:	9, Melissa Sanderson vs. St. Bonaventure, 3/31/96
Errors:	4, last by Carmen Farmer vs. Arizona State, 3/7/03

Individual Pitching • Game

Innings:	11.0, last by Katie Maynard at Boston College, 3/27/04
Most Hits:	15, Jennie Kallio vs. Tennessee, 4/30/97
Most Runs:	16, Jennie Kallio vs. Tennessee, 4/30/97
Most Earned Runs:	11, Allison Weist vs. Southwestern Louisiana, 3/29/97
Most Doubles:	5, last by Rachel Pacheco vs. South Carolina, 3/2/03
Most Triples:	3, Michelle Johnson vs. Massachusetts, 4/18/98
Most Home Runs:	4, Ashlee Dobbe at Notre Dame, 4/20/02
Strikeouts:	18, Ashlee Dobbe vs. Youngstown State, 2/18/00
Walks:	9, Christy Huber vs. Coastal Carolina, 3/14/98
Hit By Pitch:	3, last by Ashlee Dobbe vs. Rhode Island, 4/9/00

Team Batting • Season

Batting Average:	.297, 2002 (highest); .242, 1996 (lowest)
Slugging Percentage:	.447, 1998 (highest); .303, 1996 (lowest)
On Base Percentage:	.363, 1998 (highest); .306, 1996 (lowest)
At-bats:	1,792, 1999 (most); 1,196, 1996 (fewest)
Runs:	302, 1998 (most); 170, 1996 (fewest)
Hits:	495, 1998 (most); 290, 1996 (fewest)
Doubles:	96, 2002 (most); 35, 1996 (fewest)
Triples:	19, 1997 (most); 5, 2004 (fewest)
Home Runs:	44, 2002 (most); 1, 1996 (fewest)
Runs Batted In:	258, 2002 (most); 131, 1996 (fewest)
Total Bases:	737, 2002 (most); 363, 1996 (fewest)
Walks:	154, 1998 (most); 94, 1996 (fewest)
Hit by Pitch:	25, 2002 (most); 8, 1997 (fewest)
Strikeouts:	328, 1999 (most); 147, 1996 (fewest)
Sacrifice Flies:	11, 1999 & 2001 (most); 3, 2000 (fewest)
Sacrifice Bunts:	67, 1998 (most); 26, 2003 (fewest)
Stolen Bases:	71, 2004 (most) ; 14, 2002 (fewest)
Stolen Base Attempts:	86, 2004 (most) ; 24, 2002 (fewest)

Team Fielding • Season

Chances:	2,039, 1999 (most); 1,460, 2003 (fewest)
Putouts:	1,433, 1999 (most); 914, 1996 (fewest)
Assists:	628, 1998 (most); 415, 2003 (fewest)
Errors:	139, 1997 (most); 52, 2002 (fewest)
Fielding Percentage:	.971, 2000 & 2002 (highest); .918, 1996 (lowest)
Double Plays Turned:	23, 2001 (most); 11, 1999 (fewest)

Team Pitching • Season

Earned Run Average:	1.03, 1999 (lowest); 3.83, 1997 (highest)
Saves:	2 (6 different seasons)
Complete Games:	58, 1999 (most); 22, 2003 (fewest)
Shutouts:	33, 1999 (most); 1, 1996 (fewest)
Innings Pitched:	477.2, 1999 (most); 304.2, 1996 (fewest)
Hits:	493, 1998 (most); 282, 1999 (fewest)
Runs:	296, 1997 (most); 104, 1999 (fewest)
Earned Runs:	197, 1997 (most); 70, 1999 & 2001 (fewest)

Walks:166, 1999 (most); 102, 1997 (fewest)
 Strikeouts:499, 1999 (most); 139, 1998 (fewest)
 Doubles:73, 1997 (most); 34, 2001 (fewest)
 Triples:22, 1996 & 1997 (most); 3, 2001 (fewest)
 Home Runs:33, 2003 (most); 7, 1996 (fewest)
 Hit By Pitch:23, 2004 (most); 11, 1998 (fewest)
 Pick-offs:5, 2002 (most); 1, 1999 & 2000 (fewest)

Individual Batting • Season

Games Played:70, Clarisa Crowell & Laura Flowers, 1999
 At Bats:223, Bronwyn Blair, 1999
 Runs Scored:49, Carmen Farmer, 2002
 Hits:72, Kara Krumhardt, 1999
 Doubles:18, Kara Krumhardt, 1999
 Triples:8, Melissa Sanderson, 1996
 Home Runs:14, **Megan Evans, 2004**
 Total Bases:119, Kara Krumhardt, 1999
 Runs Batted In:48, Ali Verbage, 1998
 Batting Average (min. 50 at bats):376, Michelle Meadows, 1997
 Slugging Percentage:642, **Megan Evans, 2004**
 On Base Percentage:457, Clarisa Crowell, 2002
 Walks:33, **Megan Evans, 2004**
 Sacrifice Flies:3, Ali Verbage, 1999
 Sacrifice Bunts:15, Beth Drombetta, 1996
 Hit by Pitch:7, last by **Shanel Garofalo, 2004**
 Strikeouts:58, Ali Verbage, 2001
 Stolen Bases:31-34, **Callie Rhodes, 2004**

Individual Fielding • Season

Chances:485, Laura Flowers, 1998
 Putouts:461, Laura Flowers, 1998
 Assists:198, Kara Krumhardt, 1997
 Errors:34, Michelle Meadows, 1997

Individual Pitching • Season

Earned Run Average (min. 25 IP):0.92, Ashlee Dobbe (251.0 IP), 1999
 Lowest Opp. Batting Average:144, Ashlee Dobbe, 1999
 Strikeouts Per 7 IP:8.53, Ashlee Dobbe, 2000
 Appearances:47, Michelle Johnson, 1998
 Starts:44, Ashlee Dobbe, 1999
 Wins:30, Ashlee Dobbe, 2002
 Saves:2, last by Ashlee Dobbe, 2001
 Complete Games:34, Ashlee Dobbe, 1999
 Shutouts:17, Ashlee Dobbe, 1999
 Combined Shutouts:5, Natalie Smith, 2002
 Innings Pitched:283.0, Ashlee Dobbe, 2002
 Won-Lost Pctg. (min. 8 decisions):784 (29-8), Ashlee Dobbe, 1999
 Most Hits:256, Michelle Johnson, 1998
 Most Runs:145, Jennie Kallio, 1996
 Most Earned Runs:76, **Katie Maynard, 2004**
 Most Doubles:41, Ashlee Dobbe, 2002
 Most Triples:11, last by Michelle Johnson, 1998
 Most Home Runs:19, Ashlee Dobbe, 2002
 Strikeouts:290, Ashlee Dobbe, 2002
 Walks:120, Ashlee Dobbe, 1999
 Wild Pitches:32, Jennie Kallio, 1996
 Hit By Pitch:14, last by **Katie Maynard, 2004**

Individual Batting • Career

Games Played:252, Bronwyn Blair, 1998-01
 At Bats:842, Bronwyn Blair, 1998-01
 Runs Scored:151, Bronwyn Blair, 1998-01

Jaime Love



NO-HITTERS & PERFECT GAMES

• **Perfect Games**

1. Ashlee Dobbe vs. St. Bonaventure W, 10-0 (5) 5/7/00
2. Ashlee Dobbe vs. Hofstra W, 6-0 3/10/02
3. Katie Maynard vs. Liberty W, 3-0 5/9/04

• **No-Hitters**

1. Ashlee Dobbe vs. Brown W, 1-0 3/26/99
2. Clarisa Crowell vs. Boston College W, 2-0 3/27/99
3. Clarisa Crowell vs. La Salle W, 6-0 4/18/99
4. Clarisa Crowell vs. Greensboro W, 1-0 4/21/99
5. Ashlee Dobbe vs. La Salle W, 8-0 (5) 4/29/00
6. Ashlee Dobbe vs. Dayton W, 4-0 5/11/00
7. Catherine Gilliam vs. Cornell W, 2-0 3/2/01
8. Ashlee Dobbe/Natalie Smith vs. Winthrop W, 6-0 2/24/02
9. Clarisa Crowell vs. Providence W, 3-0 3/24/02
10. Ashlee Dobbe vs. Gardner-Webb W, 8-0 (5) 3/29/02
11. Ashlee Dobbe vs. Tennessee W, 6-0 4/17/02
12. Ashlee Dobbe vs. Pittsburgh W, 4-0 4/21/02
13. Katie Maynard/Rachel Pacheco vs. Liberty L, 0-1 4/2/03
14. Katie Maynard vs. Providence W, 1-0 (8) 4/23/04

Hits:254, Michelle Meadows, 1997-00
 Doubles:48, Michelle Meadows, 1997-00
 Triples:12, Bronwyn Blair, 1998-01
 Home Runs:34, Megan Evans, 2002-present
 Runs Batted In:131, Michelle Meadows, 1997-00
 Total Bases:357, Michelle Meadows, 1997-00
 Batting Average (min. 150 at bats):347, Michelle Meadows, 1997-00
 Slugging Percentage:600, Megan Evans, 2002-
 On Base Percentage:420, Michelle Meadows, 1997-00
 Walks:91, Michelle Meadows, 1997-00
 Intentional Walks:5, Megan Evans, 2002-present
 Sacrifice Flies:6, Shanel Garofalo, 2001-04
 Sacrifice Bunts:35, Kara Krumhardt, 1997-00
 Hit by Pitch:16, Shanel Garofalo, 2001-04
 Strikeouts:190, Ali Verbage, 1998-2001
 Stolen Bases:52, Bronwyn Blair, 1998-01
 Stolen Base Attempts:65, Bronwyn Blair, 1998-01

Individual Fielding • Career

Chances:1,804, Laura Flowers, 1997-00
 Putouts:1,693, Laura Flowers, 1997-00
 Assists:644, Kara Krumhardt, 1997-00
 Errors:64, Carmen Farmer, 2000-03
 Percentage (min. 100 chances):992, Amy Voorhees, 2001-02

Individual Pitching • Career

Earned Run Average (min. 150 IP):1.36, Ashlee Dobbe, 1999-02
 Lowest Opp. Batting Average:173, Ashlee Dobbe, 1999-02
 Strikeouts Per 7 IP:7.51, Ashlee Dobbe, 1999-02
 Appearances:152, Ashlee Dobbe, 1999-02
 Starts:132, Ashlee Dobbe, 1999-02
 Wins:93, Ashlee Dobbe, 1999-02
 Losses:41, Ashlee Dobbe, 1999-02
 Saves:3, Ashlee Dobbe, 1999-02
 Complete Games:109, Ashlee Dobbe, 1999-02
 Shutouts:47, Ashlee Dobbe, 1999-02
 Combined Shutouts:11, Ashlee Dobbe, 1999-02
 Innings Pitched:863.2, Ashlee Dobbe, 1999-02
 Won-Lost Pctg. (min. 16 dec.):722 (65-25), Clarisa Crowell, 1999-02
 Most Hits:531, Ashlee Dobbe, 1999-02
 Most Runs:246, Jennie Kallio, 1996-97
 Most Earned Runs:168, Ashlee Dobbe, 1999-02
 Most Doubles:89, Ashlee Dobbe, 1999-02
 Most Triples:20, Michelle Johnson, 1997-98
 Most Home Runs:34, Katie Maynard, 2003-present
 Strikeouts:926, Ashlee Dobbe, 1999-02
 Walks:293, Ashlee Dobbe, 1999-02
 Wild Pitches:45, Jennie Kallio, 1996-97
 Hit By Pitch:29, Clarisa Crowell, 1999-02

INDIVIDUAL GAME RECORDS

Most RBI in a game

- 8.....Megan Evans vs. North Carolina A&T State February 21, 2004
- 7.....Jennifer McKibben vs. Fordham April 5, 1998
- 6.....Megan Evans vs. Liberty.....March 27, 2002
- 6.....Ali Verbage vs. Fordham..... April 30, 2000

Most home runs in a game

- 2.....15 times
- last: Megan Evans vs. Virginia..... April 27, 2004

Most times hit by pitch in a game

- 3.....Carmen Farmer vs. Syracuse April 2, 2001
- 2.....Rachel Pacheco vs. Rutgers April 2, 2004
- 2.....April Ellenberger at Liberty..... April 2, 2003
- 2.....Shanel Garofalo vs. Villanova April 14, 2002
- 2.....Melissa Sanderson vs. Wagner March 22, 1996

Most innings pitched in a game

- 11.0Katie Maynard at Boston CollegeMarch 27, 2004
- 11.0Catherine Gilliam vs. Liberty February 23, 2001
- 10.0Ashlee Dobbe vs. ConnecticutMarch 31, 2001
- 10.0Jennie Kallio vs. St. BonaventureMarch 31, 1996
- 9.2.....Ashlee Dobbe at Pittsburgh April 21, 2002
- 9.0.....4 times (last: Ashlee Dobbe vs. Seton Hall)..... May 5, 2002

Most hits allowed in a game

- 15.....Jennie Kallio vs. Tennessee April 30, 1997
- 14.....Michelle Johnson vs. Rutgers..... April 24, 1998
- 13.....5 times (last: Katie Maynard vs. Virginia) April 29, 2003

Most runs allowed in a game

- 16.....Jennie Kallio vs. Tennessee April 30, 1997
- 13.....Jennie Kallio vs. North Carolina..... March 3, 1996
- 12.....Michelle Johnson vs. Tennessee April 30, 1997

Most earned runs allowed in a game

- 11.....Allison Weist vs. southwestern Louisiana.....March 29, 1997
- 9.....Jennie Kallio at Carson-Newman..... February 22, 1996
- 9.....Allison Weist at Maryland.....March 15, 1997



Melissa Sanderson

Most walks allowed in a game

- 9.....Christy Huber at Coastal Carolina.....March 14, 1998
- 8.....4 times (last: Katie Maynard at St. John's)..... April 6, 2003

Most strikeouts in a game

- 18.....Ashlee Dobbe vs. Youngstown State..... February 18, 2000
- 17.....Ashlee Dobbe at St. Bonaventure April 24, 1999
- 15.....Katie Maynard vs. Toledo..... March 7, 2004
- 15.....Ashlee Dobbe vs. Dayton..... May 12, 2000
- 14.....Clarisa Crowell vs. Liberty.....March 24, 1999
- 14.....Katie Maynard vs. St. Bonaventure.....March 14, 2003
- 13.....5 times (last: Ashlee Dobbe vs. Seton Hall)..... May 5, 2002

Most doubles allowed in a game

- 5.....Clarisa Crowell vs. North CarolinaMarch 25, 2000
- 5.....Rachel Pacheco vs. South Carolina March 2, 2003
- 5.....Allison Weist at Rhode Island April 12, 1997

Most triples allowed in a game

- 3.....Michelle Johnson vs. Massachusetts..... April 18, 1998
- 2.....13 times (last: Megan Stone at James Madison)March 12, 2003

Most home runs allowed in a game

- 4.....Ashlee Dobbe at Notre Dame April 20, 2002
- 3.....Katie Maynard vs. Syracuse.....March 29, 2003
- 2.....several times (last: Katie Maynard at Connecticut)March 28, 2004

Most putouts in a game

- 17.....Laura Flowers at St. Bonaventure April 6, 1997
- 17.....Jaime Love at St. Bonaventure..... April 24, 1999
- 17.....Jaime Love vs. Youngstown State February 18, 2000
- 16.....Cara Colbert vs. Villanova March 8, 1997
- 16.....Katie Mills vs. St. Bonaventure.....March 31, 1996

Most assists in a game

- 9.....Melissa Sanderson vs. UMass-Lowell.....March 16, 1996
- 9.....Melissa Sanderson vs. St. BonaventureMarch 31, 1996
- 8.....Carmen Farmer at Liberty April 2, 2003
- 8.....Kara Krumhardt vs. St. John's March 8, 1998
- 8.....Sara Rowley vs. Hampton April 17, 1996

Most errors in a game

- 4.....Carmen Farmer vs. Arizona State March 7, 2003
- 4.....Lauren Koelemay vs. Delaware February 27, 1999
- 4.....Lauren Koelemay at Campbell March 5, 1998
- 3.....9 times (last: Carmen Farmer at Seton Hall) April 28, 2001

Most passed balls in a game

- 3.....Bethany Bird at Georgia Tech..... February 17, 1999
- 3.....Jaime Love at Florida A&M March 10, 1999

FRESHMAN GAME RECORDS

Individual Batting

- At Bats:**5, on many occasions
- Runs Scored:**3, on many occasions
- Hits:**4, Kelly Brown vs. James Madison , 3/12/03
- Doubles:** 3, Carmen Farmer vs. UNC Greensboro, 2/19/00
- Triples:**1, on many occasions
- Home Runs:** 2, Megan Evans vs. Liberty, 3/27/02 & Ali Verbage vs. Akron, 2/2/98
- Total Bases:** 8, Megan Evans vs. Liberty, 3/27/02
- Runs Batted In:** 6, Megan Evans vs. Liberty, 3/27/02
- Walks:** 4, Megan Evans vs. St. John's, 4/27/02
- Sacrifice Flies:**1, on many occasions
- Sacrifice Bunts:**3, Sarah Wolf vs. Davis & Elkins, 3/22/96
- Hit by Pitch:**1, on many occasions
- Strikeouts:**3, on many occasions
- Stolen Bases:**1, on many occasions

Individual Fielding

- Putouts:**17, Laura Flowers vs. St. Bonaventure, 4/6/97
- Assists:** 8, Sara Rowley vs. Hampton, 4/17/96
- Errors:**2, on many occasions

Individual Pitching

- Strikeouts:**.....17, Ashlee Dobbe vs. St. Bonaventure, 4/24/99
- Hit By Pitch:** 3, by Allison Weist vs. USL, 3/29/97

TEAM GAME RECORDS

Most at bats in a game

42 at Boston College March 27, 2004
42 at Charlotte February 24, 2002
41 vs. Radford March 30, 2002
39 vs. Oregon March 10, 2001

Most runs scored in a game

19 vs. Saint Louis February 28, 1998
17 vs. Brown April 2, 1999
15 5 times (last: vs. George Mason) March 7, 2004

Most hits in a game

23 vs. Radford March 30, 2002
22 vs. North Carolina A&T April 25, 1998
19 vs. Saint Louis February 28, 1998

Most RBI in a game

18 vs. Saint Louis February 28, 1998
15 vs. Brown April 2, 1999
15 vs. Radford March 30, 2002

Most doubles in a game

7 vs. James Madison April 10, 2002
6 at Charlotte February 24, 2002
5 7 times (last: vs. St. Bonaventure) March 14, 2003

Most triples in a game

3 vs. Hampton April 17, 1996
3 at East Tennessee State April 25, 2002

Most home runs in a game

4 vs. Notre Dame May 9, 2002
4 at Liberty April 2, 2003
4 at Seton Hall April 5, 2003
3 several times (last: vs. Virginia) April 27, 2004

Most walks in a game

11 vs. Fordham April 5, 1998
10 vs. Boston February 14, 2003
9 vs. Virginia April 29, 2003

Most times hit by pitch in a game

4 vs. Villanova April 14, 2002
4 vs. Radford February 21, 2001
4 vs. Wagner March 22, 1996
3 3 times (last: vs. East Tennessee State) April 24, 2004

Most times struck out in a game

17 vs. #21 Southern Miss February 17, 2001
17 at Massachusetts May 2, 1999
16 at Massachusetts May 2, 1999
16 vs. Massachusetts May 3, 1998

Most stolen bases in a game

5 vs. Hampton April 17, 1996
4 5 times (last: vs. Mount Saint Mary's) March 21, 2004

Most steal attempts in a game

6 vs. Elon February 22, 2004
5 vs. St. Bonaventure March 9, 2004
5 vs. Hampton April 17, 1996
5 vs. Fordham March 24, 1996

Most innings pitched in a game

11.0 at Boston College March 27, 2004
11.0 vs. Liberty February 23, 2001
10.0 vs. St. Bonaventure March 31, 1996
10.0 vs. Connecticut March 31, 2001
9.2 at Pittsburgh April 21, 2002

Most hits allowed in a game

18 vs. Tennessee April 30, 1997
18 vs. UMass-Lowell March 16, 1996
17 vs. St. John's April 16, 2004
17 at Radford April 2, 1998

Most runs allowed in a game

18 vs. North Carolina March 3, 1996
17 vs. Tennessee April 30, 1997
16 vs. Massachusetts April 6, 1996
14 4 times (last: vs. St. John's) April 16, 2004

Most earned runs allowed in a game

13 vs. St. Joseph's April 28, 1997
12 vs. North Carolina March 3, 1996
11 3 times (last: vs. St. John's) April 16, 2004

Most walks allowed in a game

9 vs. Massachusetts April 6, 1996
9 at Coastal Carolina March 14, 1998
9 vs. Fordham March 24, 1996
8 5 times (last: at St. John's) April 6, 2003

Most strikeouts by Tech pitchers in a game

18 vs. Youngstown State February 18, 2000
17 at St. Bonaventure April 24, 1999
15 vs. Toledo March 7, 2004
15 vs. Dayton May 12, 2000
14 vs. Liberty March 24, 1999
14 vs. St. Bonaventure March 14, 2003
13 5 times (last: vs. Seton Hall) May 5, 2002

Most doubles allowed in a game

5 7 times (last: at Villanova) April 26, 2003
---	------------------------------------	----------------------

Most triples allowed

3 vs. Marshall April 8, 1997
3 vs. Massachusetts April 18, 1998
3 vs. North Carolina March 3, 1996

Most home runs allowed in a game

4 at Notre Dame April 20, 2002
3 5 times (last: vs. East Tennessee State) March 19, 2004

Most putouts in a game

33 at Boston College March 27, 2004
33 vs. Liberty February 23, 2001
30 2 times (last: vs. Connecticut) March 31, 2001

Most errors in a game

7 4 times (last: vs. Arizona State) March 7, 2003
---	---	---------------------



Laura Flowers

SINGLE-SEASON LEADERS

HITTING

Games Played

70..... Clarisa Crowell.....	1999
70..... Laura Flowers.....	1999
69..... Michelle Meadows.....	1999
68..... Kara Krumhardt.....	1999
67..... Bronwyn Blair.....	1999

Batting Average (min. 100 at bats)

.376..... Michelle Meadows.....	1997
.372..... Ali Verbage.....	1998
.367..... Clarisa Crowell.....	2002
.358..... Jennifer McKibben.....	1997
.354..... Michelle Meadows.....	1998

Slugging Pct. (min. 100 AB)

.642..... Megan Evans.....	2004
.600..... Megan Evans.....	2003
.596..... Ali Verbage.....	1998
.571..... Clarisa Crowell.....	2002
.570..... Michelle Meadows.....	1997

At-Bats

223..... Bronwyn Blair.....	1999
210..... Kara Krumhardt.....	1999
210..... Bronwyn Blair.....	2000
206..... Bronwyn Blair.....	2001
204..... Clarisa Crowell.....	1999

Runs Scored

49..... Carmen Farmer.....	2002
44..... Bronwyn Blair.....	2000
42..... Bronwyn Blair.....	1998
39..... Ali Verbage.....	1998
37..... 3 times	

Hits

72..... Kara Krumhardt.....	1999
68..... Ali Verbage.....	1998
67..... Michelle Meadows.....	1999
67..... Bronwyn Blair.....	1998
65..... Bronwyn Blair.....	2000
65..... Carmen Farmer.....	2002

Doubles

18..... Kara Krumhardt.....	1999
17..... Megan Evans.....	2002
14..... Michelle Meadows.....	1999
14..... Bronwyn Blair.....	1998
14..... Carmen Farmer.....	2002

Triples

8..... Melissa Sanderson.....	1996
6..... Bronwyn Blair.....	2001
5..... Terri Garland.....	1997
4..... Kara Krumhardt.....	1999
4..... Michelle Meadows.....	1997

Home Runs

14..... Megan Evans.....	2004
11..... Megan Evans.....	2003
9..... Megan Evans.....	2002
9..... Clarisa Crowell.....	2000
8..... Shanel Garofalo.....	2003
8..... Ali Verbage.....	1998
8..... Amy Voorhees.....	2001

FRESHMAN SEASON RECORDS

Individual Batting

Games Played:	70, Clarisa Crowell, 1999
At Bats:	204, Clarisa Crowell, 1999
Runs Scored:	42, Bronwyn Blair, 1998
Hits:	68, Ali Verbage, 1998
Doubles:	17, Megan Evans, 2002
Triples:	4, Michelle Meadows, 1997
..... & Christine Trunnell,	1996
Home Runs:	9, Megan Evans, 2002
Total Bases:	109, Ali Verbage, 1998
Runs Batted In:	48, Ali Verbage, 1998
Batting Avg.:376, Michelle Meadows, 1997
Slugging Pct.:596, Ali Verbage, 1998
Walks:	24, Carmen Farmer, 2000
Sacrifice Flies:	2, Shanel Garofalo, 2001
..... & Michelle Meadows,	1997
Sacrifice Bunts:	14, Clarisa Crowell, 1999
Hit by Pitch:	7, Ali Verbage, 1998
Strikeouts:	41, Megan Evans, 2002
Stolen Bases:	17, Bronwyn Blair, 1998

Individual Fielding

Chances:	418, Laura Flowers, 1997
Putouts:	380, Laura Flowers, 1997
Assists:	198, Kara Krumhardt, 1997
Errors:	34, Michelle Meadows, 1997

Individual Pitching

Appearances:	46, Ashlee Dobbe, 1999
Starts:	44, Ashlee Dobbe, 1999
Complete Games:	34, Ashlee Dobbe, 1999
Innings Pitched:	251.0, Ashlee Dobbe, 1999
Earned Run Avg.:	0.92, Ashlee Dobbe, 1999
Most Hits:	166, Allison Weist, 1997
Most Runs:	104, Allison Weist, 1997
Most Home Runs:	18, Katie Maynard, 2003
Strikeouts:	289, Ashlee Dobbe, 1999
Walks:	120, Ashlee Dobbe, 1999
Hit By Pitch:	10, Katie Maynard, 2003
Wins:	19, Ashlee Dobbe, 1999
Shutouts:	17, Ashlee Dobbe, 1999
Saves:	1, by four players

Runs Batted In

48..... Ali Verbage.....	1998
47..... Megan Evans.....	2004
40..... Kara Krumhardt.....	1999
40..... Jennifer McKibben.....	1997
35..... Michelle Meadows.....	2000
34..... Five players (last: Megan Evans).....	2002

Total Bases

119..... Kara Krumhardt.....	1999
109..... Ali Verbage.....	1998
102..... Megan Evans.....	2004
97..... Bronwyn Blair.....	1998
96..... Carmen Farmer.....	2002

Walks

33..... Megan Evans.....	2004
29..... Michelle Meadows.....	1998
25..... Mindi Wylie.....	2002
24..... Carmen Farmer.....	2000
23..... Two players (last: Clarisa Crowell).....	2002

Strikeouts

58..... Ali Verbage.....	2001
56..... Ali Verbage.....	1999
48..... Ali Verbage.....	2000
46..... Amy Voorhees.....	2001
44..... Laura Flowers.....	1999

Times Hit by Pitch

7..... Shanel Garofalo.....	2004
7..... Ali Verbage.....	1998
6..... Ali Verbage.....	2001
5..... Four players (last: Rachel Pacheco).....	2004

Stolen Bases

31..... Callie Rhodes.....	2004
19..... Kelly Brown.....	2004
18..... Dawn Medina.....	1997
17..... Bronwyn Blair.....	1998
13..... Callie Rhodes.....	2003
13..... Bronwyn Blair.....	2000



Kara Krumhardt

On Base Pct. (min. 100 AB)

.457..... Clarisa Crowell.....	2002
.444..... Ali Verbage.....	1998
.443..... Michelle Meadows.....	1998
.439..... Megan Evans.....	2004
.439..... Michelle Meadows.....	1997

Sacrifice Flies

3..... Ali Verbage.....	1999
2..... Nine players (last: Megan Evans).....	2004

Sacrifice Hits

17..... Beth Drombetta.....	1996
14..... Clarisa Crowell.....	1999
12..... Laura Flowers.....	1999
12..... Carmen Farmer.....	2001
10..... Two players (last: Kelly Brown).....	2003

Bold indicates player active in 2005

SINGLE-SEASON LEADERS

PITCHING

Earned Run Average (min. 25 IP)

0.92 ... Ashlee Dobbe	1999
1.05 ... Clarisa Crowell.....	1999
1.20 ... Ashlee Dobbe	2001
1.22 ... Catherine Gilliam.....	2001
1.26 ... Clarisa Crowell.....	2001

Strikeouts

290 ... Ashlee Dobbe	2002
289 ... Ashlee Dobbe.....	1999
209 ... Clarisa Crowell.....	1999
203 ... Ashlee Dobbe	2000
195 ... Katie Maynard.....	2004

Walks

120 ... Ashlee Dobbe	1999
74 ... Katie Maynard.....	2003
72 ... Katie Maynard.....	2004
71 ... Christy Huber.....	1998
69 ... Ashlee Dobbe	2002

Winning Percentage (min. 8 dec.)

.784 ... Ashlee Dobbe.....	1999
.756 ... Clarisa Crowell.....	1999
.714 ... Clarisa Crowell.....	2000
.698 ... Ashlee Dobbe.....	2002
.692 ... Clarisa Crowell.....	2002

Lowest Opp. Batting Avg. (min. 25 IP)

.144 ... Ashlee Dobbe	1999
.153 ... Ashlee Dobbe.....	2000
.188 ... Clarisa Crowell.....	1999
.196 ... Ashlee Dobbe.....	2002
.197 ... Ashlee Dobbe.....	2001

Most Strikeouts/7 inn game (min. 25 IP)

8.53 ... Ashlee Dobbe	2000
8.06 ... Ashlee Dobbe.....	1999
7.48 ... Katie Maynard.....	2003
7.31 ... Katie Maynard.....	2004
7.17 ... Ashlee Dobbe.....	2002



Michelle Johnson

Wins

30 ... Ashlee Dobbe.....	2002
29 ... Ashlee Dobbe.....	1999
25 ... Clarisa Crowell.....	1999
21 ... Michelle Johnson.....	1998
20 ... Clarisa Crowell.....	2000

Losses

17 ... Michelle Johnson.....	1998
16 ... Jennie Kallio.....	1996
13 ... Ashlee Dobbe.....	2002
13 ... Tina Diamond.....	1996
13 ... Rachel Pacheco	2003
13 ... Katie Maynard.....	2004

Most Games Started

44 ... Ashlee Dobbe	1999
41 ... Ashlee Dobbe.....	2002
31 ... Michelle Johnson.....	1998
31 ... Clarisa Crowell.....	2000
26 ... Katie Maynard.....	2004
26 ... Clarisa Crowell.....	1999

Innings Pitched

283.0 ... Ashlee Dobbe	2002
251.0 ... Ashlee Dobbe.....	1999
229.1 ... Michelle Johnson.....	1998
225.2 ... Clarisa Crowell.....	1999
217.0 ... Clarisa Crowell.....	2000

Appearances

47 ... Michelle Johnson.....	1998
46 ... Ashlee Dobbe	1999
46 ... Ashlee Dobbe.....	2002
38 ... Clarisa Crowell.....	2000
35 ... Clarisa Crowell.....	1999

Relief Appearances

16 ... Michelle Johnson.....	1998
15 ... Heather McKenzie	1996
15 ... Rachel Pacheco	2003
14 ... Karie Morrison	2004
11 ... Natalie Smith.....	2002

Saves

2 ... Heather McKenzie	1996
2 ... Ashlee Dobbe	2001
1 ... Eight players (last: Katie Maynard).....	2004

Complete Games

34 ... Ashlee Dobbe	1999
33 ... Ashlee Dobbe.....	2002
25 ... Michelle Johnson.....	1998
24 ... Clarisa Crowell.....	2000
24 ... Clarisa Crowell.....	1999

Shutouts

17 ... Ashlee Dobbe	1999
13 ... Ashlee Dobbe.....	2002
12 ... Clarisa Crowell.....	1999
11 ... Ashlee Dobbe	2000
9 ... Clarisa Crowell.....	2000

Hits Allowed

256 ... Michelle Johnson.....	1998
202 ... Ashlee Dobbe.....	2002
186 ... Jennie Kallio.....	1996

Heather McKenzie



181 ... Clarisa Crowell.....	2000
166 ... Allison Weist.....	1997

Runs Allowed

144 ... Jennie Kallio.....	1996
111 ... Michelle Johnson.....	1998
104 ... Allison Weist.....	1997
101 ... Jennie Kallio.....	1997
92 ... Rachel Pacheco	2003

Earned Runs Allowed

76 ... Katie Maynard.....	2004
75 ... Jennie Kallio.....	1996
73 ... Allison Weist.....	1997
73 ... Ashlee Dobbe.....	2002
70 ... Michelle Johnson.....	1998

Doubles Allowed

41 ... Ashlee Dobbe	2002
40 ... Clarisa Crowell.....	2000
38 ... Rachel Pacheco	2003
36 ... Michelle Johnson.....	1998
35 ... Katie Maynard.....	2004

Triples Allowed

11 ... Allison Weist.....	1997
11 ... Michelle Johnson.....	1998
9 ... Jennie Kallio.....	1996
9 ... Michelle Johnson.....	1997
7 ... Heather McKenzie	1996

Home Runs Allowed

19 ... Ashlee Dobbe	2002
18 ... Katie Maynard.....	2003
16 ... Katie Maynard.....	2004

Wild Pitches

31 ... Jennie Kallio.....	1996
21 ... Ashlee Dobbe.....	1999
15 ... Katie Maynard.....	2004
15 ... Clarisa Crowell.....	2000
14 ... Christy Huber.....	1998

Hit Batters

14 ... Jennie Kallio.....	1996
14 ... Katie Maynard.....	2004
13 ... Clarisa Crowell.....	2000
10 ... Katie Maynard.....	2003
9 ... Allison Weist.....	1997

Bold indicates player active in 2005

CAREER LEADERS

HITTING

Games Played

252.....	Bronwyn Blair	1998-01
250.....	Michelle Meadows	1997-00
247.....	Kara Krumhardt	1997-00
243.....	Clarisa Crowell	1999-02
239.....	Laura Flowers	1997-00
233.....	Ali Verbage	1998-01
227.....	Mindi Wylie	2001-04
225.....	Carmen Farmer	2000-03

Batting Avg. (min. 150 at-bats)

.347.....	Michelle Meadows	1997-00
.340.....	Kelly Brown	2003-present
.332.....	Jennifer McKibben	1997-98
.312.....	Megan Evans	2002-present
.311.....	Callie Rhodes	2003-present
.309.....	Shanel Garofalo	2001-2004
.308.....	Kara Krumhardt	1997-00

At-Bats

842.....	Bronwyn Blair	1998-01
763.....	Kara Krumhardt	1997-00
732.....	Michelle Meadows	1997-00
691.....	Clarisa Crowell	1999-02
675.....	Carmen Farmer	2000-03
657.....	Shanel Garofalo	2001-04
654.....	Laura Flowers	1997-00
622.....	Ali Verbage	1998-01

Hits

254.....	Michelle Meadows	1997-00
250.....	Bronwyn Blair	1998-01
235.....	Kara Krumhardt	1997-00
203.....	Shanel Garofalo	2001-04
200.....	Clarisa Crowell	1999-02
196.....	Carmen Farmer	2000-03
178.....	Mindi Wylie	2001-04
167.....	Laura Flowers	1997-00

Megan Evans



Doubles

48.....	Michelle Meadows	1997-00
44.....	Kara Krumhardt	1997-00
42.....	Carmen Farmer	2000-03
41.....	Bronwyn Blair	1998-01
41.....	Shanel Garofalo	2001-04
35.....	Clarisa Crowell	1999-02
35.....	Megan Evans	2002-present
31.....	Laura Flowers	1997-00
29.....	Mindi Wylie	2001-04

Triples

12.....	Bronwyn Blair	1998-01
8.....	Melissa Sanderson	1996
8.....	Carmen Farmer	2000-03
8.....	Michelle Meadows	1997-00
6.....	Terri Garland	1996-97
6.....	Kara Krumhardt	1997-00
5.....	Ali Verbage	1998-01
5.....	Clarisa Crowell	1999-02
5.....	Christine Trunnell	1996-98
4.....	Tiffany Hurt	1999-02

Home Runs

34.....	Megan Evans	2002-present
21.....	Ali Verbage	1998-01
19.....	Shanel Garofalo	2001-04
16.....	Tiffany Hurt	1999-02
16.....	Clarisa Crowell	1999-02
15.....	Kara Krumhardt	1997-00
15.....	Amy Voorhees	2001-02
13.....	Michelle Meadows	1997-00

Runs Batted In

131.....	Michelle Meadows	1997-00
120.....	Shanel Garofalo	2001-04
116.....	Ali Verbage	1998-01
115.....	Kara Krumhardt	1997-00
111.....	Megan Evans	2002-present
103.....	Clarisa Crowell	1999-02

Slugging Pct. (min. 150 AB)


.600.....	Megan Evans	2002-present
.488.....	Michelle Meadows	1997-00
.481.....	Amy Voorhees	2001-02
.467.....	Shanel Garofalo	2001-04
.456.....	Jennifer McKibben	1997-98
.440.....	Kara Krumhardt	1997-00

Total Bases

357.....	Michelle Meadows	1997-00
351.....	Bronwyn Blair	1998-01
336.....	Kara Krumhardt	1997-00
307.....	Shanel Garofalo	2001-04
293.....	Clarisa Crowell	1999-02
287.....	Carmen Farmer	2000-03
285.....	Megan Evans	2002-present
262.....	Ali Verbage	1998-01

Walks

91.....	Michelle Meadows	1997-00
86.....	Mindi Wylie	2001-04
77.....	Carmen Farmer	2000-03
71.....	Clarisa Crowell	1999-02
70.....	Megan Evans	2002-present
68.....	Laura Flowers	1997-00
63.....	Ali Verbage	1998-01
50.....	Kara Krumhardt	1997-00



Michelle Meadows

Strikeouts

190.....	Ali Verbage	1998-01
133.....	Laura Flowers	1997-00
127.....	Tiffany Hurt	1999-02
123.....	Mindi Wylie	2001-04
108.....	Carmen Farmer	2000-03
102.....	Megan Evans	2002-present
101.....	Bronwyn Blair	1998-01
94.....	Sarah Prorise	2002-present

Stolen Bases

52.....	Bronwyn Blair	1998-01
44.....	Callie Rhodes	2003-present
36.....	Dawn Medina	1996-98
29.....	Kelly Brown	2003-present
26.....	Mary Lowzinski	1998-01
18.....	Terri Garland	1996-97
15.....	Carmen Farmer	2000-03
12.....	Sarah Prorise	2002-present

Runs Scored

151.....	Bronwyn Blair	1998-01
135.....	Carmen Farmer	2000-03
129.....	Kara Krumhardt	1997-00
122.....	Michelle Meadows	1997-00
104.....	Clarisa Crowell	1999-02
96.....	Shanel Garofalo	2001-04
94.....	Mindi Wylie	2001-04
88.....	Megan Evans	2002-present
78.....	Ali Verbage	1998-01
77.....	Dawn Medina	1996-98

Times Hit By Pitch

16.....	Shanel Garofalo	2001-04
15.....	Ali Verbage	1998-01
12.....	Bronwyn Blair	1998-01
12.....	Clarisa Crowell	1999-02
10.....	Carmen Farmer	2000-03
9.....	Laura Flowers	1997-00
8.....	Mindi Wylie	2001-04

Bold indicates player active in 2005

CAREER LEADERS

PITCHING

Lowest Earned Run Avg. (min. 150 IP)

1.36	Ashlee Dobbe	1999-02
1.39	Clarisa Crowell	1999-02
2.65	Michelle Johnson	1997-98
2.79	Rachel Pacheco	2003-04
2.92	Katie Maynard	2003-present
3.62	Allison Weist	1997-98

Strikeouts

920	Ashlee Dobbe	1999-02
475	Clarisa Crowell	1999-02
362	Katie Maynard	2003-present
143	Rachel Pacheco	2003-04
120	Michelle Johnson	1997-98
100	Jennie Kallio	1996-97
92	Tina Diamond	1996
63	Allison Weist	1997-98

Strikeouts/7 Innings (min. 150 IP)

7.51	Ashlee Dobbe	1999-02
7.39	Katie Maynard	2003-present
5.42	Clarisa Crowell	1999-02
3.99	Rachel Pacheco	2003-04
3.05	Jennie Kallio	1996-97
2.85	Allison Weist	1996-97

Walks

293	Ashlee Dobbe	1999-02
146	Katie Maynard	2003-present
134	Clarisa Crowell	1999-02
80	Jennie Kallio	1996-97
77	Michelle Johnson	1997-98
77	Rachel Pacheco	2003-04
71	Christy Huber	1998
65	Tina Diamond	1996

Highest Winning Pct. (min. 16 dec.)

.722	Clarisa Crowell	1999-02
.694	Ashlee Dobbe	1999-02
.525	Rachel Pacheco	2003-04
.517	Michelle Johnson	1997-98
.510	Katie Maynard	2003-present
.450	Allison Weist	1997-98
.333	Tina Diamond	1996

Wins

93	Ashlee Dobbe	1999-02
65	Clarisa Crowell	1999-02
30	Michelle Johnson	1997-98
26	Katie Maynard	2003-present
21	Rachel Pacheco	2003-04
12	Jennie Kallio	1996-97
9	Allison Weist	1996-97
9	Catherine Gilliam	2001
8	Karie Morrison	2004-present

Losses

41	Ashlee Dobbe	1999-02
28	Michelle Johnson	1997-98
26	Jennie Kallio	1996-97
25	Clarisa Crowell	1999-02
25	Katie Maynard	2003-present
19	Rachel Pacheco	2003-04
13	Tina Diamond	1996

Starts

132	Ashlee Dobbe	1999-02
87	Clarisa Crowell	1999-02
51	Katie Maynard	2003-present
49	Michelle Johnson	1997-98
37	Rachel Pacheco	2003-04
37	Jennie Kallio	1996-97
23	Allison Weist	1997-98

Innings Pitched

863.2	Ashlee Dobbe	1999-02
614.0	Clarisa Crowell	1999-02
343.0	Katie Maynard	2003-present
343.0	Michelle Johnson	1997-98
250.2	Rachel Pacheco	2003-04
234.0	Jennie Kallio	1996-97
154.2	Allison Weist	1997-98
120.1	Catherine Gilliam	2001

Appearances

152	Ashlee Dobbe	1999-02
106	Clarisa Crowell	1999-02
75	Michelle Johnson	1997-98
67	Katie Maynard	2003-present
58	Rachel Pacheco	2003-04
53	Jennie Kallio	1996-97

Relief Appearances

23	Michelle Johnson	1997-98
23	Ashlee Dobbe	1999-02
21	Rachel Pacheco	2003-04
19	Clarisa Crowell	1999-02
16	Katie Maynard	2003-present

Saves

3	Ashlee Dobbe	1998-02
2	Heather McKenzie	1996
2	Michelle Johnson	1997-98
2	Katie Maynard	2003-present



Clarisa Crowell

Complete Games

111	Ashlee Dobbe	1999-02
62	Clarisa Crowell	1999-02
37	Michelle Johnson	1997-98
33	Katie Maynard	2003-present
21	Jennie Kallio	1996-97
15	Rachel Pacheco	2003-04
14	Allison Weist	1997-98
14	Catherine Gilliam	2001

Shutouts

47	Ashlee Dobbe	1999-02
26	Clarisa Crowell	1999-02
10	Katie Maynard	2003-present

Batters Faced

3,472	Ashlee Dobbe	1999-02
2,487	Clarisa Crowell	1999-02
1,583	Michelle Johnson	1997-98
1,501	Katie Maynard	2003-present
1,207	Jennie Kallio	1996-97
1,122	Rachel Pacheco	2003-04
714	Allison Weist	1997-98
530	Tina Diamond	1996

FIELDING

Most Chances

1,804	Laura Flowers	1997-00
1,584	Mindi Wylie	2001-04
970	Michelle Meadows	1997-00

Most Putouts

1,693	Laura Flowers	1997-00
1463	Mindi Wylie	2001-04
598	Megan Evans	2002-present

Most Assists

644	Kara Krumhardt	1997-00
440	Carmen Farmer	2000-03
408	Michelle Meadows	1997-00

Bold indicates player active in 2005



Ashlee Dobbe

THE SERIES RESULTS

Akron (4-1)
 3-21-97 L, 2-5Rock Hill, SC
 2-20-98 W, 10-5Durham, NC
 3-3-01 W, 7-1Virginia Beach, VA
 3-15-02 W, 2-0Blacksburg
 2-20-04 W, 11-1 (6)Burlington, NC

Alabama (0-1)
 2-20-00 L, 0-1 (8)Raleigh, NC

Appalachian State (1-0)
 3-20-04 W, 6-0Blacksburg

Arizona State (0-2)
 3-7-03 L, 3-8Sunnyvale, CA
 2-29-04 L, 2-5Columbus, GA

Arkansas (0-2)
 2-18-01 L, 0-1Monroe, LA
 3-1-02 L, 0-5Chattanooga, TN

Ball State (1-1)
 2-18-00 L, 3-4Raleigh, NC
 2-23-03 W, 6-5Chattanooga, TN

Bethune-Cookman (1-0)
 3-17-00 W, 4-1Tallahassee, FL

Bloomsburg (0-1)
 3-10-98 L, 2-6Orlando, FL

Boston University (2-0)
 3-10-00 W, 4-3 (8)Tampa, FL
 2-14-00 W, 8-3Raleigh, NC

Boston College (7-3)
 3-26-99 W, 1-0Richmond, VA
 3-27-99 W, 2-0Richmond, VA
 3-25-01 W, 2-1Blacksburg
 3-25-01 W, 8-0 (5)Blacksburg
 4-29-02 W, 1-0Allentown, PA

4-29-02 W, 4-3Allentown, PA
 4-13-03 L, 2-4Blacksburg
 4-13-03 L, 0-9 (5)Blacksburg
 3-27-04 L, 0-1 (12)Chestnut Hill, MA
 3-27-04 W, 4-3Chestnut Hill, MA

Bowling Green (1-0)
 3-17-01 W, 5-1Rock Hill, SC

Brown (2-0)
 3-26-99 W, 1-0Richmond, VA
 4-2-99 W, 17-5Blacksburg

Bucknell (0-1)
 3-22-96 L, 1-9 (6)Salem, VA

Buffalo (1-0)
 2-13-04 W, 5-0Athens, GA

Butler (1-0)
 3-10-04 W, 3-0Kissimmee, FL

Campbell (3-2)
 4-17-97 W, 4-3Blacksburg
 4-17-97 W, 8-7Blacksburg
 3-5-98 L, 3-5Buies Creek, NC
 3-5-98 L, 3-12 (5)Buies Creek, NC
 2-20-04 W, 6-3Burlington, NC

Canisius (1-0)
 3-16-02 W, 4-0Blacksburg

Carson-Newman (0-2)
 2-22-96 L, 0-10 (5)Jefferson City, TN
 2-22-96 L, 0-3Jefferson City, TN

Central Michigan (1-2)
 3-12-99 L, 0-4Tallahassee, FL
 3-1-03 L, 1-3Plant City, FL
 3-9-04 W, 4-3Kissimmee, FL

Charlotte (5-2)
 2-26-97 W, 12-3 (6)Charlotte, NC
 2-26-97 L, 0-9 (5)Charlotte, NC
 3-25-98 W, 8-6 (8)Blacksburg
 3-25-98 L, 2-5Blacksburg
 2-19-00 W, 4-0Raleigh, NC
 2-24-02 W, 8-5 (9)Charlotte, NC
 2-24-02 W, 8-1Charlotte, NC

Coastal Carolina (3-3)
 3-3-96 L, 0-8 (6)Conway, SC
 3-22-97 L, 2-5Rock Hill, SC
 3-13-98 W, 1-0Conway, SC
 3-14-98 W, 5-1Conway, SC
 3-22-98 W, 6-5 (6)Rock Hill, SC
 3-14-03 L, 1-5Salem, VA

College of Charleston (1-0)
 3-20-99 W, 5-1Rock Hill, SC

Connecticut (6-3)
 3-24-00 L, 0-1Atlanta, GA
 3-31-01 W, 3-2 (10)Blacksburg
 3-31-01 W, 3-2Blacksburg
 4-6-02 W, 7-5Storrs, CT
 4-6-02 W, 3-0Storrs, CT
 4-12-03 W, 4-0Blacksburg
 4-12-03 L, 2-5Blacksburg
 3-28-04 L, 1-7Storrs, CT
 3-28-04 W, 7-6Storrs, CT

Cornell (2-1)
 3-18-96 L, 1-3Blacksburg
 3-18-96 W, 4-0Blacksburg
 3-2-01 W, 2-0Virginia Beach, VA

Dayton (11-3)
 3-30-96 W, 9-6Dayton, OH
 3-30-96 W, 6-5Dayton, OH
 4-4-97 W, 9-1 (5)Blacksburg
 4-4-97 W, 15-7 (6)Blacksburg

4-10-98 L, 0-1Dayton, OH
 4-10-98 L, 5-9Dayton, OH
 5-2-98 W, 3-2 (8)Kingston, RI
 4-25-99 W, 4-2Blacksburg
 4-25-99 W, 10-0 (5)Blacksburg
 5-8-99 W, 5-0Salem, VA
 4-16-00 L, 1-2Dayton, OH
 4-16-00 W, 5-3Dayton, OH
 5-11-00 W, 4-0Amherst, MA
 5-12-00 W, 1-0Amherst, MA

Davis & Elkins (1-0)
 3-22-96 W, 13-4 (5)Salem, VA

Delaware (3-0)
 2-27-99 W, 7-3Greenville, NC
 2-28-99 W, 11-3 (5)Greenville, NC
 3-3-01 W, 11-0 (5)Virginia Beach, VA

East Carolina (5-3)
 4-25-98 W, 4-3Blacksburg
 4-26-98 W, 4-3Blacksburg
 2-28-99 L, 2-4 (6)Greenville, NC
 3-31-00 W, 4-1Blacksburg
 4-2-00 W, 3-0Blacksburg
 4-13-01 L, 0-2Blacksburg
 4-14-01 W, 7-6 (8)Blacksburg
 2-16-02 L, 2-3Raleigh, NC

East Tennessee State (5-1)
 4-4-01 W, 8-0 (6)Blacksburg
 4-4-01 W, 2-0Blacksburg
 4-25-02 W, 10-1 (6)Johnson City, TN
 4-25-02 W, 6-0Johnson City, TN
 3-19-04 W, 6-4Blacksburg
 4-21-04 L, 2-4Bristol, TN

Elon (3-0)
 3-19-99 W, 4-0Rock Hill, SC
 2-15-02 W, 15-4Raleigh, NC
 2-22-04 W, 7-0Burlington, NC

RECORD VS. OPPONENTS

Team	First	Last	VT	Team	First	Last	VT	Team	First	Last	VT	Team	First	Last	VT
Akron	1997	2004	4-1	Fordham	1996	2000	10-0	Mass.-Lowell	1996	1996	1-1	St. Joseph's	1996	2000	8-6
Alabama	2000	2000	0-1	Furman	2000	2000	1-0	Miami University	2002	2004	3-1	St. Louis	1998	1998	1-0
Appalachian State	2004	2004	1-0	Gannon	1997	1997	0-1	Michigan	1999	2004	1-2	St. Peter's	1999	1999	2-0
Arizona State	2003	2004	0-2	Gardner-Webb	2002	2002	2-0	Michigan State	2000	2000	0-1	Sacramento State	2003	2003	0-1
Arkansas	2001	2002	0-2	George Mason	1997	2004	7-3	Middle Tennessee	2002	2002	1-0	Samford	1998	1998	1-0
Ball State	2000	2003	1-1	Georgia	1998	2004	0-2	Milligan	1996	1996	0-2	San Jose State	2001	2003	0-2
Bethune-Cookman	2000	2000	1-0	Georgia Southern	1997	1997	0-1	Monmouth	1997	1997	1-1	Santa Clara	2003	2003	0-1
Bloomsburg	1998	1998	0-1	Georgia State	1998	2003	4-3	Mount St. Mary's	2004	2004	0-1	Seton Hall	2001	2004	4-4
Boston University	2000	2003	2-0	Georgia Tech	1998	2004	2-4	Nebraska	2004	2004	0-1	Siena	1999	1999	2-0
Boston College	1999	2004	7-3	Grand Valley	1997	1997	1-0	Niagara	2004	2004	1-0	South Carolina	2000	2003	1-4
Bowling Green	2001	2001	1-0	Hampton	1996	1996	1-1	South Florida	2002	2002	1-0	South Florida	2002	2002	1-0
Brown	1999	1999	2-0	Hartford	2001	2003	3-0	SE Louisiana	2001	2001	0-1	Southern Miss	1999	2001	0-2
Bucknell	1996	1996	0-1	Harvard	2000	2000	1-0	Southern Miss	1999	2001	0-1	Southwest Missouri	1997	1997	0-1
Buffalo	2004	2004	1-0	Hofstra	2002	2002	1-0	Southwest State	1998	1998	1-0	Stony Brook	2002	2002	1-0
Butler	2004	2004	1-0	Holy Cross	1997	1997	1-1	Syracuse	2001	2004	2-6	Syracuse	2001	2004	2-6
Campbell	1997	2004	3-2	Holy Family	1997	1997	1-0	Temple	1996	2000	3-7	Tennessee	1997	2004	5-5
Canisius	2002	2002	1-0	Illinois	2001	2001	0-1	Tenn.-Chattanooga	2000	2003	1-3	Tennessee State	2001	2001	1-0
Carson-Newman	1996	1996	0-2	Illinois-Chicago	1998	1998	0-1	Tennessee State	2001	2001	1-0	Tennessee Tech	1998	1999	1-1
Central Michigan	1999	2004	1-2	Iowa	2001	2001	0-2	Toledo	2004	2004	1-0	Troy State	2000	2000	1-0
Charlotte	1997	2002	5-2	James Madison	2002	2004	5-1	USL	1997	1997	0-1	Villanova	1997	2004	2-9
Coastal Carolina	1996	2003	3-3	Kansas	1999	1999	1-0	Virginia	1998	2004	9-7	Wagner	1996	1996	1-0
Coll. of Charleston	1999	1999	1-0	Kentucky	2000	2001	2-0	Washington	1999	1999	0-1	Western Michigan	2003	2003	0-1
Connecticut	2000	2004	6-3	La Salle	1996	2000	7-3	Winthrop	1996	2002	4-3	Yale	1998	1998	1-0
Cornell	1996	2001	2-1	Lehigh	2003	2003	1-0	Youngstown State	2000	2003	2-0				
Dayton	1996	2000	11-3	Liberty	1996	2004	15-9								
Davis & Elkins	1996	1996	1-0	Long Beach State	2001	2001	1-0								
Delaware	1999	2001	3-0	Long Island	2002	2002	0-1								
East Carolina	1998	1998	5-3	Loyola-Chicago	1999	1999	1-0								
East Tennessee St.	2001	2004	5-1	Lynchburg College	1996	1996	2-0								
Elon	1999	2004	3-0	Maine	1997	1998	0-3								
Evansville	1998	2000	1-3	Marist	2001	2003	2-0								
Florida	1999	2000	0-4	Marshall	1996	2004	5-4								
Florida A&M	1999	1999	0-0	Maryland	1997	2000	0-4								
Florida Atlantic	1999	2000	1-1	Md.-Eastern Shore	1996	1996	1-0								
Florida International	2004	2004	0-1	Massachusetts	1996	2004	2-15								

2005 opponents in bold

Evansville (1-3)
3-13-98 L, 1-2 Conway, SC
3-14-98 W, 5-1 Conway, SC
3-6-99 L, 1-6 Atlanta, GA
3-25-00 L, 1-9 (5) Atlanta, GA

Florida (0-4)
2-19-99 L, 1-2 (8) Gainesville, FL
2-19-99 L, 0-3 Gainesville, FL
3-9-00 L, 2-3 Tampa, FL
3-12-00 L, 0-7 Tampa, FL

Florida A&M (3-0)
3-10-99 W, 4-0 Tallahassee, FL
3-10-99 W, 8-1 Tallahassee, FL
3-12-99 W, 3-1 Tallahassee, FL

Florida Atlantic (1-1)
3-14-99 L, 1-4 Tallahassee, FL
3-10-00 W, 1-0 Tampa, FL

Florida International (0-1)
3-12-04 L, 2-4 Miami, FL

Fordham (10-0)
3-24-96 W, 6-5 Blacksburg
3-24-96 W, 7-4 Blacksburg
3-24-97 W, 7-3 Salem, VA
3-24-97 W, 7-3 Salem, VA
4-5-98 W, 13-5 (5) Blacksburg
4-5-98 W, 11-1 (5) Blacksburg
4-17-99 W, 11-1 (6) Bronx, NY
4-17-99 W, 4-0 Bronx, NY
4-30-00 W, 10-1 (5) Blacksburg
4-30-00 W, 11-2 (6) Blacksburg

Furman (1-0)
3-18-00 W, 5-0 Tallahassee, FL

Gannon (0-1)
3-7-97 L, 1-3 Ft. Myers, FL

Gardner-Webb (2-0)
3-29-02 W, 8-0 (5) Blacksburg
3-30-02 W, 8-0 (6) Blacksburg

George Mason (7-3)
3-13-97 L, 6-7 Blacksburg
3-13-97 L, 3-4 Blacksburg
2-21-98 W, 11-1 (5) Durham, NC
2-26-99 W, 1-0 (8) Greenville, NC
3-26-99 W, 3-0 Richmond, VA
3-31-99 W, 2-1 Fairfax, VA
3-31-99 L, 0-1 Fairfax, VA
3-22-00 W, 8-0 (5) Blacksburg
3-22-00 W, 6-2 Blacksburg
3-7-04 W, 15-2 (5) Kissimmee, FL

Georgia (0-2)
2-21-98 L, 3-4 (9) Durham, NC
2-13-04 L, 0-8 (5) Athens, GA

Georgia Southern (0-1)
3-29-97 L, 3-4 Atlanta, GA

Georgia State (4-3)
3-1-98 W, 7-1 Atlanta, GA
3-7-99 W, 3-0 (6) Atlanta, GA
3-13-99 W, 4-0 Tallahassee, FL
3-19-00 L, 1-4 Tallahassee, FL
3-24-00 L, 1-4 Atlanta, GA
3-10-02 W, 4-0 Plant City, FL
3-15-03 L, 2-3 Salem, VA

Georgia Tech (2-4)
3-1-98 L, 1-2 Atlanta, GA
2-17-99 L, 4-5 Atlanta, GA
2-17-99 W, 3-2 Atlanta, GA
3-6-99 W, 10-6 Atlanta, GA
3-9-03 L, 0-6 Sunnyvale, CA
2-27-04 L, 5-6 Columbus, GA

Grand Valley (1-0)
3-6-97 W, 9-5 Ft. Myers, FL

Hampton (1-1)
4-17-96 L, 4-7 Blacksburg
4-17-96 W, 4-1 Blacksburg

Hartford (3-0)
3-22-01 W, 7-0 Blacksburg
3-22-01 W, 5-0 Blacksburg
3-22-03 W, 11-1 (5) Blacksburg

Harvard (1-0)
4-1-00 W, 11-1 (5) Blacksburg

Hofstra (1-0)
3-10-02 W, 6-0 Plant City, FL

Holy Cross (1-1)
3-3-97 L, 2-5 Ft. Myers, FL
3-6-97 W, 4-2 Ft. Myers, FL

Holy Family (1-0)
3-3-97 W, 10-4 (6) Ft. Myers, FL

Illinois (0-1)
3-18-01 L, 0-3 Rock Hill, SC

Illinois-Chicago (0-1)
2-21-98 L, 1-9 (6) Durham, NC

Iowa (0-2)
3-10-01 L, 1-4 Sunnyvale, CA
3-11-01 L, 1-6 Sunnyvale, CA

James Madison (5-1)
4-10-02 W, 9-3 Blacksburg
4-10-02 W, 10-2 (6) Blacksburg
3-12-03 W, 10-2 Harrisonburg, VA
3-12-03 L, 4-7 Harrisonburg, VA
3-17-04 W, 9-2 Blacksburg
3-17-04 W, 7-4 Blacksburg

Kansas (1-0)
3-13-99 W, 3-2 (8) Tallahassee, FL

Kentucky (2-0)
3-4-00 W, 6-3 (9) Bristol, TN
2-24-01 W, 3-0 Chattanooga, TN

La Salle (7-3)
4-27-96 L, 3-6 Blacksburg
4-27-96 L, 1-9 Blacksburg
3-16-97 L, 0-7 Philadelphia, PA
3-16-97 W, 2-1 (8) Philadelphia, PA
4-6-98 W, 5-1 Blacksburg
4-6-98 W, 9-7 Blacksburg
4-18-99 W, 6-0 Philadelphia, PA
4-18-99 W, 4-1 Philadelphia, PA
4-29-00 W, 12-2 (5) Blacksburg
4-29-00 W, 8-0 (5) Blacksburg

Lehigh (1-0)
3-22-03 W, 7-1 Blacksburg

Liberty (15-9)
3-1-96 L, 1-6 (6) Blacksburg
3-1-96 L, 0-3 Blacksburg
3-23-96 L, 1-6 Salem, VA
4-4-96 L, 1-8 Lynchburg, VA
4-4-96 L, 0-3 Lynchburg, VA
4-12-97 W, 2-1 Lynchburg, VA
4-12-97 W, 4-0 Lynchburg, VA
4-1-97 W, 5-1 Blacksburg
4-1-97 L, 2-6 Blacksburg
4-21-98 L, 1-2 Lynchburg, VA
4-21-98 L, 2-5 Lynchburg, VA
3-24-99 W, 4-3 Blacksburg
3-24-99 W, 1-0 Blacksburg
4-1-00 W, 5-0 Blacksburg
4-2-00 W, 4-3 (8) Blacksburg
4-19-00 W, 2-0 Lynchburg, VA
4-19-00 W, 12-0 (5) Lynchburg, VA
2-23-01 W, 2-1 (11) Chattanooga, TN
3-27-02 W, 12-1 (5) Blacksburg
3-27-02 W, 10-0 (5) Blacksburg
4-2-03 L, 0-1 Lynchburg, VA
4-2-03 W, 10-3 Lynchburg, VA

5-9-04 W, 3-0 Blacksburg
5-9-04 W, 7-1 Blacksburg

Long Beach State (1-0)
3-9-01 W, 2-1 Sunnyvale, CA

Long Island (0-1)
2-17-02 L, 3-5 Raleigh, NC

Loyola-Chicago (1-0)
3-7-99 W, 4-0 Atlanta, GA

Lynchburg College (2-0)
4-24-96 W, 10-5 Blacksburg
4-24-96 W, 9-1 (5) Blacksburg

Maine (0-3)
3-21-97 L, 3-6 Rock Hill, SC
3-22-97 L, 3-11 (6) Rock Hill, SC
3-11-98 L, 0-1 Orlando, FL

Marist (2-0)
3-3-01 W, 8-2 Virginia Beach, VA
3-23-03 W, 8-5 Blacksburg

Marshall (5-4)
4-10-96 L, 2-3 Huntington, WV
4-10-96 L, 0-3 Huntington, WV
4-8-97 W, 8-7 Blacksburg
2-26-99 W, 3-0 Greenville, NC
3-29-00 W, 1-0 Huntington, WV
3-29-00 L, 0-2 Huntington, WV
2-23-01 W, 9-4 Chattanooga, TN
2-25-01 L, 2-3 (8) Chattanooga, TN
3-20-04 W, 3-2 Blacksburg

Maryland (0-4)
3-15-97 L, 2-7 College Park, MD
3-15-97 L, 4-12 (5) College Park, MD
3-28-97 L, 8-9 Atlanta, GA
3-17-00 L, 2-10 (6) Tallahassee, FL

Maryland-Eastern Shore (1-0)
3-15-96 W, 9-1 (5) Hampton, VA

Massachusetts (2-15)
4-6-96 L, 1-10 (5) Blacksburg
4-6-96 L, 0-16 (5) Blacksburg
4-13-97 L, 0-8 (5) Amherst, MA
4-13-97 L, 2-6 Amherst, MA
4-18-98 L, 0-5 Blacksburg
4-18-98 L, 1-14 (5) Blacksburg
5-1-98 L, 0-7 Kingston, RI
5-3-98 L, 1-3 Kingston, RI
5-2-99 L, 0-3 Amherst, MA
5-2-99 L, 1-4 Amherst, MA
5-9-99 L, 0-2 Salem, VA
4-8-00 L, 5-7 Blacksburg
4-8-00 W, 3-1 Blacksburg
5-12-00 L, 2-6 Amherst, MA
5-13-00 L, 0-6 Amherst, MA
3-12-04 W, 2-1 Miami, FL
3-13-04 L, 0-4 Miami, FL

Massachusetts-Lowell (1-1)
3-15-96 W, 5-4 Hampton, VA
3-16-96 L, 12-14 Hampton, VA

Miami University (3-1)
2-15-02 L, 6-7 Raleigh, NC
2-16-02 W, 10-2 (5) Raleigh, NC
3-13-04 W, 3-0 Miami, FL
3-14-04 W, 5-0 Miami, FL

Michigan (1-2)
2-20-99 W, 6-2 Gainesville, FL
2-20-99 L, 0-5 Gainesville, FL
2-27-04 L, 0-3 Columbus, GA

Michigan State (0-1)
3-11-00 L, 2-3 Tampa, FL

Middle Tennessee (1-0)
3-1-02 W, 2-1 Chattanooga, TN

Milligan (0-2)
4-15-96 L, 4-10 Blacksburg
4-15-96 L, 2-10 Blacksburg

Monmouth (1-1)
3-4-97 W, 5-4 (8) Ft. Myers, FL
3-8-97 L, 0-3 Ft. Myers, FL

Mount St. Mary's (0-1)
3-21-04 L, 1-3 Blacksburg

Nebraska (0-1)
2-28-04 L, 0-1 (8) Columbus, GA

Niagara (1-0)
3/10-04 W, 3-0 Kissimmee, FL

Northeast La. (now La-Monroe) (1-0)
3-21-98 W, 8-6 (4) Rock Hill, SC

Northern Illinois (1-0)
3-7-02 W, 5-4 (9) Plant City, FL

Northern Iowa (1-1)
3-17-00 W, 4-1 Tallahassee, FL
3-18-01 L, 0-2 Monroe, LA

Northwood (1-0)
3-7-97 W, 3-2 Ft. Myers, FL

North Carolina (1-3)
3-3-96 L, 1-18 (5) Conway, NC
2-20-98 W, 3-2 Durham, NC
3-25-00 L, 0-5 Atlanta, GA
3-15-03 L, 3-4 Salem, VA

North Carolina A&T (6-0)
4-2-96 W, 9-1 (5) Blacksburg
4-2-96 W, 6-5 Blacksburg
4-22-97 W, 8-0 (6) Greensboro, NC
4-22-97 W, 4-0 Greensboro, NC
4-25-98 W, 15-2 (5) Blacksburg
2-21-04 W, 10-1 (6) Burlington, NC

North Carolina Greensboro (3-3)
4-26-97 L, 4-5 Blacksburg
4-28-98 L, 2-3 Greensboro, NC
4-28-98 L, 0-2 Greensboro, NC
4-21-99 W, 1-0 Blacksburg
4-21-99 W, 3-0 Blacksburg
2-19-00 W, 4-0 Raleigh, NC

North Carolina Wilmington (1-0)
2-14-03 W, 2-0 Raleigh, NC

Northwestern State (0-1)
3-1-98 L, 2-4 Atlanta, GA

Notre Dame (1-10)
3-4-00 L, 0-1 (8) Bristol, TN
3-5-00 L, 0-3 Bristol, TN
4-21-01 L, 0-5 Blacksburg
4-21-01 L, 0-4 Blacksburg
4-20-02 L, 0-8 (5) South Bend, IN
4-20-02 L, 0-10 (5) South Bend, IN
5-9-02 W, 8-3 Salem, VA
5-11-02 L, 1-2 Salem, VA
5-11-02 L, 1-3 Salem, VA
4-30-04 L, 0-5 South Bend, IN
4-30-04 L, 1-9 (5) South Bend, IN

Oakland (Mich.) (0-1)
2-28-03 L, 4-6 Plant City, FL

Ohio (1-0)
2-28-99 W, 5-0 Greenville, NC

Ohio State (1-0)
2-28-04 W, 1-0 Columbus, GA

Oklahoma State (1-1)
3-11-00 W, 2-1 Tampa, FL
3-8-02 L, 2-8 Plant City, FL

Continued from previous page

Oregon (1-1)
 3-9-01 L, 2-3 Sunnyvale, CA
 3-10-01 W, 8-7 (9) Sunnyvale, CA

Pittsburgh (7-2)

3-7-99 W, 3-0 Atlanta, GA
 4-22-01 W, 5-0 Blacksburg
 4-22-01 W, 2-1 Blacksburg
 4-21-02 W, 4-0 Pittsburgh, PA
 4-21-02 L, 1-2 (10) Pittsburgh, PA
 4-19-03 W, 6-0 Pittsburgh, PA
 4-19-03 L, 2-4 Pittsburgh, PA
 4-10-04 W, 7-4 Blacksburg
 4-10-04 W, 3-0 Blacksburg

Providence (6-3)

3-21-98 L, 1-3 Rock Hill, SC
 5-6-01 W, 2-0 Blacksburg
 5-6-01 W, 3-0 Blacksburg
 3-24-02 W, 3-0 Providence, RI
 3-24-02 W, 4-3 Providence, RI
 5-3-03 L, 1-5 Blacksburg
 5-3-03 W, 4-1 Blacksburg
 4-24-04 W, 1-0 (8) Providence, RI
 4-24-04 L, 4-9 Providence, RI

Purdue (0-1)

3-7-02 L, 6-7 Plant City, FL

Radford (17-7)

3-22-96 L, 1-4 Salem, VA
 4-11-96 L, 6-7 (8) Blacksburg
 4-11-96 L, 2-11 (5) Blacksburg
 3-15-97 L, 9-13 Blacksburg
 3-15-97 L, 0-3 Blacksburg
 4-2-98 L, 2-3 (8) Radford, VA
 4-2-98 W, 10-8 Radford, VA
 4-6-99 W, 6-1 Blacksburg
 4-6-99 W, 8-0 (5) Blacksburg
 2-26-00 W, 10-2 (6) Blacksburg
 2-26-00 W, 7-0 Blacksburg
 2-21-01 W, 2-0 Blacksburg
 2-21-01 W, 14-4 (5) Blacksburg
 3-3-01 W, 4-0 Virginia Beach, VA
 4-13-01 W, 9-0 (5) Blacksburg
 4-14-01 W, 8-0 (5) Blacksburg
 3-29-02 W, 8-0 (6) Blacksburg
 3-30-02 W, 15-0 (5) Blacksburg
 4-24-02 W, 11-2 (5) Radford, VA
 4-24-02 W, 7-1 Radford, VA
 3-25-03 W, 4-2 Blacksburg
 3-25-03 W, 6-5 Blacksburg
 3-3-04 W, 7-2 Blacksburg
 3-3-04 L, 5-6 (6) Blacksburg

Rhode Island (7-4)

4-7-96 L, 2-7 Blacksburg
 4-7-96 L, 4-7 Blacksburg
 4-12-97 W, 4-2 Kingston, RI
 4-12-97 L, 1-5 Kingston, RI
 3-8-98 W, 4-2 (6) Orlando, FL
 4-20-98 L, 2-5 Blacksburg
 4-20-98 W, 7-6 Blacksburg
 5-1-99 W, 5-0 Kingston, RI
 5-1-99 W, 3-0 Kingston, RI
 4-9-00 W, 5-1 Blacksburg
 4-9-00 W, 3-0 Blacksburg

Robert Morris (1-0)

2-21-04 W, 14-7 Burlington, NC

Rutgers (6-4)

4-24-98 L, 8-9 Blacksburg
 4-26-98 W, 13-10 Blacksburg
 4-7-01 W, 1-0 Piscataway, NJ
 4-7-01 L, 1-3 Piscataway, NJ
 4-13-02 W, 3-1 Blacksburg
 4-13-02 L, 1-5 Blacksburg
 4-27-03 W, 5-4 Piscataway, NJ
 4-27-03 L, 7-10 Piscataway, NJ
 4-2-04 W, 8-0 (6) Blacksburg
 4-2-04 W, 9-1 (6) Blacksburg

St. Bonaventure (11-2)

3-31-96 W, 2-1 (10) Blacksburg
 3-31-96 W, 6-1 Blacksburg
 4-6-97 W, 4-2 Olean, NY
 4-6-97 L, 1-2 Olean, NY
 4-12-98 W, 13-0 (5) Blacksburg
 4-12-98 W, 6-1 Blacksburg
 4-24-99 W, 5-0 Olean, NY
 4-24-99 W, 7-5 (8) Olean, NY
 5-7-00 W, 4-3 Blacksburg
 5-7-00 W, 10-0 (5) Blacksburg
 3-14-03 W, 9-7 Salem, VA
 3-21-03 L, 3-4 Blacksburg
 3-9-04 W, 11-2 (6) Kissimmee, FL

St. Francis (Pa.) (1-0)

3-19-04 W, 9-1 Blacksburg

St. John's (6-3)

3-8-98 W, 9-1 (6) Orlando, FL
 4-29-01 W, 2-1 Uniondale, NY
 4-29-01 W, 2-1 Uniondale, NY
 4-27-02 W, 5-0 Blacksburg
 4-27-02 W, 7-1 Blacksburg
 4-6-03 L, 0-2 Jamaica, NY
 4-6-03 L, 1-3 Jamaica, NY
 4-16-04 L, 3-14 (6) Blacksburg
 4-16-04 W, 5-1 Blacksburg

St. Joseph's (8-6)

4-20-96 L, 1-6 Philadelphia, PA
 4-20-96 L, 1-9 (5) Philadelphia, PA
 4-28-97 L, 0-9 (5) Blacksburg
 4-28-97 L, 4-14 (6) Blacksburg
 3-28-98 W, 2-1 Philadelphia, PA
 3-28-98 L, 2-5 Philadelphia, PA
 5-2-98 W, 8-0 (6) Kingston, RI
 3-27-99 W, 2-0 Richmond, VA
 4-12-99 W, 8-0 (5) Blacksburg
 4-12-99 W, 1-0 Blacksburg
 5-7-99 L, 0-1 Salem, VA
 5-8-99 W, 4-2 Salem, VA
 4-24-00 W, 7-0 Philadelphia, PA
 4-24-00 W, 5-3 Philadelphia, PA

St. Louis (1-0)

2-28-98 W, 19-3 (5) Atlanta, GA

St. Peter's (2-0)

4-2-99 W, 7-1 Blacksburg
 4-3-99 W, 1-0 (9) Blacksburg

Sacramento State (0-1)

3-8-03 L, 5-7 Sunnyvale, CA

Samford (1-0)

3-21-98 W, 12-4 (5) Rock Hill, SC

San Jose State (0-2)

3-9-01 L, 0-2 Sunnyvale, CA
 3-8-03 L, 0-2 Sunnyvale, CA

Santa Clara (0-1)

3-7-03 L, 2-9 Sunnyvale, CA

Seton Hall (4-4)

4-28-01 L, 0-5 S. Orange, NJ
 4-28-01 L, 2-3 S. Orange, NJ
 5-5-02 W, 3-2 (9) Blacksburg
 5-5-02 W, 1-0 (9) Blacksburg
 4-5-03 L, 0-1 S. Orange, NJ
 4-5-03 W, 6-3 S. Orange, NJ
 4-18-04 L, 0-4 Blacksburg
 4-18-04 W, 5-4 Blacksburg

Siena (2-0)

4-3-99 W, 4-0 Blacksburg
 4-3-99 W, 5-0 Blacksburg

South Carolina (1-4)

5-6-00 L, 0-3 Blacksburg
 5-6-00 L, 1-3 Blacksburg
 2-28-01 W, 4-1 (9) Columbia, SC
 2-28-01 L, 1-2 Columbia, SC
 3-2-03 L, 4-8 Plant City, FL

South Florida (1-0)

3-8-02 W, 5-2 Plant City, FL

Southeastern Louisiana (0-1)

2-17-01 L, 2-3 Monroe, LA

Southern Mississippi (0-2)

3-20-99 L, 0-6 Rock Hill, SC
 2-17-01 L, 0-2 Monroe, LA

Southwest Missouri (0-1)

3-28-97 L, 1-3 Atlanta, GA

Southwest State (1-0)

3-10-98 W, 7-3 (5) Orlando, FL

Stony Brook (1-0)

3-15-02 W, 4-0 Blacksburg

Syracuse (2-6)

4-2-01 W, 5-4 Blacksburg
 4-2-01 L, 0-2 Blacksburg
 4-7-02 L, 0-5 Syracuse, NY
 4-7-02 L, 0-3 Syracuse, NY
 3-29-03 L, 1-4 Blacksburg
 3-29-03 W, 9-1 (6) Blacksburg
 5-2-04 L, 0-8 (6) Syracuse, NY
 5-2-04 L, 4-6 Syracuse, NY

Temple (3-7)

4-21-96 L, 0-1 Philadelphia, PA
 4-21-96 L, 0-1 Philadelphia, PA
 4-24-97 L, 4-9 Blacksburg
 4-24-97 W, 4-1 Blacksburg
 3-29-98 L, 1-2 (9) Philadelphia, PA
 3-29-98 L, 3-4 Philadelphia, PA
 4-10-99 W, 4-0 Blacksburg
 4-10-99 W, 8-1 Blacksburg
 4-23-00 L, 0-2 Philadelphia, PA
 4-23-00 L, 0-1 (9) Philadelphia, PA

Tennessee (5-5)

4-30-97 L, 0-17 (5) Bristol, TN
 4-30-97 L, 2-12 (5) Bristol, TN
 4-15-98 L, 0-8 (6) Bristol, TN
 4-15-98 L, 0-11 Bristol, TN
 4-14-99 W, 3-1 Bristol, TN
 3-5-00 W, 1-0 Bristol, TN
 4-18-01 W, 4-2 Bristol, TN
 4-17-02 W, 6-0 Bristol, TN
 4-23-03 W, 1-0 Bristol, TN
 4-27-04 L, 0-1 (9) Bristol, TN

Tennessee-Chattanooga (1-3)

3-9-00 W, 5-0 Tampa, FL
 2-24-01 L, 0-2 Chattanooga, TN
 3-9-02 L, 0-5 Plant City, FL
 2-23-03 L, 4-6 Chattanooga, TN

Tennessee State (1-0)

3-16-01 W, 10-1 (5) Rock Hill, SC

Tennessee Tech (1-1)

2-28-98 W, 4-2 Atlanta, GA
 3-19-99 L, 3-4 Rock Hill, SC

Toledo (1-0)

3-7-04 W, 4-0 Kissimmee, FL

Troy State (1-0)

3-18-00 W, 2-1 Tallahassee, FL

USL (0-1)

3-29-97 L, 2-11 (5) Atlanta, GA

Villanova (2-9)

3-4-97 W, 3-2 Ft. Myers, FL
 3-8-97 L, 2-3 (8) Ft. Myers, FL
 4-8-01 L, 1-4 Villanova, PA
 4-8-01 L, 2-3 Villanova, PA
 4-14-02 L, 2-4 Blacksburg
 4-14-02 L, 2-4 Blacksburg
 5-10-02 W, 3-0 Salem, VA
 4-26-03 L, 7-10 Villanova, PA
 4-26-03 L, 1-6 Villanova, PA
 4-4-04 L, 2-8 Blacksburg
 4-4-04 L, 0-7 Blacksburg

Virginia (9-7)

3-31-98 L, 1-5 Blacksburg
 3-31-98 L, 2-6 Blacksburg
 4-27-99 W, 1-0 Charlottesville, VA
 4-27-99 W, 1-0 Charlottesville, VA
 4-11-00 W, 5-3 Blacksburg
 4-11-00 W, 5-3 Blacksburg
 4-24-01 L, 2-4 (8) Salem, VA
 4-24-01 L, 1-3 Salem, VA
 4-3-02 W, 2-3 Salem, VA
 4-3-02 W, 1-1 (8) Salem, VA
 4-17-03 W, 6-5 Blacksburg
 4-17-03 L, 5-10 (6) Blacksburg
 4-19-03 W, 7-4 Philadelphia, PA
 3-24-04 L, 0-2 Charlottesville, VA
 3-24-04 W, 5-2 Charlottesville, VA
 4-27-04 W, 6-3 (8) Salem, VA

Wagner (1-0)

3-22-96 W, 7-6 Salem, VA

Washington (0-1)

2-21-99 L, 0-5 Gainesville, FL

Western Michigan (0-1)

3-1-03 L, 1-5 Plant City, FL

Winthrop (4-3)

3-12-96 L, 3-5 Rock Hill, SC
 3-12-96 L, 3-6 Rock Hill, SC
 3-16-97 L, 3-8 Blacksburg
 3-16-97 W, 10-6 Blacksburg
 3-17-01 W, 11-0 (5) Rock Hill, SC
 2-23-02 W, 10-0 (5) Rock Hill, SC
 2-23-02 W, 6-0 Rock Hill, SC

Yale (1-0)

3-11-98 W, 8-0 (5) Orlando, FL

Youngstown State (2-0)

2-18-00 W, 3-0 Raleigh, NC
 3-21-03 W, 9-0 (5) Blacksburg

2005 opponents in bold



Sara Rowley against Radford

ALL-TIME LETTERWINNERS

A
Armes, Crystal 1998, 1999, 2000, 2001
Avent, Kim 1996

B
Beach, Crystal **2003, 2004**
Bird, Bethany 1999, 2000
Black, Julie 1998
Blacka, Aaron 1996
Blair, Bronwyn 1998, 1999, 2000, 2001
Brinkman, Courtney 2002
Brown, Kelly **2003, 2004**

C
Campbell, Allyson **2004**
Chaffee, Ciara **2004**
Colbert, Cara 1997
Crowder, Shannon 1996
Crowell, Clarisa 1999, 2000, 2001, 2002

D
Diamond, Tina 1996
Dobbe, Ashlee 1999, 2000, 2001, 2002
Drombeta, Beth 1996, 1997



Michelle Meadows, Mindi Wylie, Clarisa Crowell, Katie Maynard and Allyson Campbell were selected to play in an all-star game last summer against the U.S. Olympic Team in Salem, Va. They were coached by Scot Thomas.

E
Ellenberger, April 2000, 2001, 2002, 2003
Evans, Megan **2002, 2003, 2004**
Evans, Jennifer 1996

F
Farmer, Carmen 2000, 2001, 2002, 2003
Flowers, Laura 1997, 1998, 1999, 2000

G
Garland, Terri 1996, 1997
Garofalo, Shanel 2001, 2002, 2003, 2004
Gilliam, Catherine 2001
Green, Maura 2001

H
Hayden, Wendy 1996, 1997, 1998
Holberton, Shannon 2003
Huber, Christy 1998
Hudson, Sarah 1996, 1997, 1998, 1999
Hurt, Tiffany 1999, 2000, 2001, 2002

J
Jenkins, Angie 1996
Johnson, Michelle 1997, 1998
Jones, Kathleen 2002, 2003

K
Kallio, Jennie 1996, 1997
Koelemay, Lauren 1998, 1999
Krumhardt, Kara 1997, 1998, 1999, 2000

L
Lawrence, Erin 2002
Love, Jaime 1999, 2000
Lowzinski, Mary 1998, 1999, 2000, 2001

M
Maynard, Katie **2003, 2004**
McKenzie, Heather 1996
McKibben, Jennifer 1997, 1998
Meadows, Michelle 1997, 1998, 1999, 2000
Medina, Dawn 1996, 1997, 1998
Mills, Katie 1996, 1997
Morrison, Karie **2004**
Murphy, Caitlin **2003, 2004**



Katie Mills (1996-97)

P
Pacheco, Rachel 2003, 2004
Prosisie, Sarah **2002, 2003, 2004**

R
Rhodes, Callie **2003, 2004**
Rowley, Sara 1996, 1997

S
Sanderson, Melissa 1996
Smith, Natalie 2002
Strang, Kristi 1996, 1997
Stone, Megan 2003

T
Terry, Heather 2000
Todd, Heather 2000, 2001, 2002, 2003
Trunnell, Christine 1996, 1997, 1998

V
Verbage, Ali 1998, 1999, 2000, 2001
Voorhees, Amy 2001, 2002

W
Walsh, Theresa **2003, 2004**
Weaver, Erin 1998
Weist, Allison 1997, 1998
Whitaker, Michelle 1998, 1999, 2000, 2001
Wolf, Sarah 1996, 1997
Wylie, Mindi 2001, 2002, 2003, 2004

2004 letterwinners returning for 2005 in **BOLD**

HOKIE FASTPITCH CLUB

Hopes are high for Hokie softball, and for good reason ...

With six winning seasons in the book, yet another successful campaign looming in 2005, and its move to the Atlantic Coast Conference, the Virginia Tech softball program is poised to take the step to the next level.

With a solid nucleus of upperclassmen returning, a good group of newcomers joining the squad, and several new upgrades in facilities, the program is headed in the right direction.

There's more to the Virginia Tech softball program than the present. Now in his 10th season as the head coach of the Hokies, Scot Thomas, along with assistants Christine Hornak and Al Brauns, is working hard to build Virginia Tech softball into a regional and national power. The staff's hard work is only equalled by the dedicated student-athletes who proudly represent Virginia Tech athletics.

Building the program into a national power cannot be accomplished without the support of the Hokie Fastpitch Club. Through valuable donations to the Virginia Tech softball program, you can share the experience of helping Virginia Tech reach its ultimate goal of reaching the top.

Whether you're a family member, an alumna of the program or just a casual Virginia Tech fan, the Hokie Fastpitch Club is for anyone interested in seeing the Tech softball program succeed. The Club sponsors several functions each season, including post-game picnics and socials, where fans get to meet the staff and players who make up the team.

Those interested should contact Bobby Swain or the Virginia Tech softball office for more information. Go Hokies!

ABOUT THE HOKIE FASTPITCH CLUB

Make-A-Hit (Levels of Support)

Single: \$25.00

Double: \$50.00

Triple: \$75.00

Home Run: \$100.00 or above
make checks payable to VTAF

Mail Application to:

Virginia Tech Softball Office
Hokie Fastpitch Club
218 Cassell Coliseum
Blacksburg, VA 24061

For more information,
contact
Bobby Swain at
(540) 231-1320 or
(540) 382-0903

Mailing address:
PO Box 703
Christiansburg, VA
24068
divot@vt.edu

ALL-TIME AWARD WINNERS

Verizon Academic All-American

1998	Michelle Johnson	P (3rd)
	Michelle Meadows	2B (2nd)
1999	Michelle Meadows	2B (1st)
2000	Michelle Meadows	2B (1st)
2002	Ashlee Dobbe	P (1st)

Verizon Academic District III

1998	Michelle Johnson	P
	Michelle Meadows	2B
1999	Kara Krumhardt	3B
	Michelle Meadows	2B
2000	Ashlee Dobbe	P
	Michelle Meadows	2B
2002	Ashlee Dobbe	P
	Carmen Farmer	SS
	Amy Voorhees	C

NFCA All-Northeast Region

2000	Bronwyn Blair	OF (1st)
	Michelle Meadows	2B (1st)
	Ashlee Dobbe	P (2nd)
2001	Shanel Garofalo	2B (2nd)
	Amy Voorhees	C (2nd)
2002	Clarisa Crowell	3B (1st)
	Ashlee Dobbe	P (2nd)
	Megan Evans	DP (2nd)
	Amy Voorhees	C (1st)
2003	Megan Evans	C (1st)
	Shanel Garofalo	3B (1st)
	Rachel Pacheco	DP (1st)
2004	Megan Evans	C (1st)
	Kelly Brown	OF (2nd)

NFCA All-Southeast Region

1998	Ali Verbage	OF (1st)
1999	Ashlee Dobbe	P (2nd)

BIG EAST All-Conference

2001	Amy Voorhees	C (1st)
2002	Clarisa Crowell	IF (2nd)
	Amy Voorhees	C (2nd)
2003	Rachel Pacheco	DP (2nd)
2004	Megan Evans	C (2nd)
	Caitlin Murphy	DP (2nd)
	Sarah Prosis	OF (3rd)

BIG EAST All-Rookie

2001	Shanel Garofalo	2B
	Catherine Gilliam	P
2003	Kelly Brown	OF

Virginia S.I.D. All-State

1996	Christine Trunnell	2B
1997	Laura Flowers	1B
	Kara Krumhardt	3B
1998	Bronwyn Blair	OF
	Kara Krumhardt	3B
	Michelle Meadows	2B
	Ali Verbage	OF
1999	Clarisa Crowell	P
	Ashlee Dobbe	P
	Kara Krumhardt	3B (P.O.Y.)
	Michelle Meadows	2B
	Scot Thomas	Coach
2000	Bronwyn Blair	OF
	Clarisa Crowell	P and OF
	Ashlee Dobbe	P
	Michelle Meadows	2B (P.O.Y.)
	Scot Thomas	Coach
2001	Bronwyn Blair	OF
	Ashlee Dobbe	P
	Shanel Garofalo	2B
	Amy Voorhees	C
2002	Clarisa Crowell	3B
	Ashlee Dobbe	P
	Shanel Garofalo	2B
	Scot Thomas	Coach
	Amy Voorhees	C
2003	Kelly Brown	OF
	Megan Evans	C
	Rachel Pacheco	DP
2004	Caitlin Murphy	DP

Atlantic 10 All-Conference

1996	Melissa Sanderson	SS
1997	Michelle Meadows	SS
	Jennifer McKibben	C
1998	Jennifer McKibben	C
	Ali Verbage	OF
1999	Bronwyn Blair	OF
	Clarisa Crowell	U
	Ashlee Dobbe	P (R.O.Y.)
	Kara Krumhardt	3B

2000	Bronwyn Blair	OF
	Clarisa Crowell	OF
	Ashlee Dobbe	P
	Michelle Meadows	2B (P.O.Y.)

Atlantic 10 All-Tournament

1998	Bronwyn Blair	OF
	Kara Krumhardt	3B
	Michelle Meadows	2B
	Ali Verbage	OF
1999	Bronwyn Blair	OF
	Clarisa Crowell	P
	Tiffany Hurt	OF
2000	Kara Krumhardt	3B
	Michelle Meadows	2B

ECAC All-Star Team

1997	Michelle Meadows	SS (1st)
2001	Amy Voorhees	C (HM)

BIG EAST Academic All-Stars

2001	C. Armes, B. Bird, B. Blair, C. Crowell, A. Dobbe, C. Farmer, C. Gilliam, M. Lowzinski, A. Voorhees, M. Whitaker
2002	C. Crowell, A. Dobbe, C. Farmer, K. Jones, A. Voorhees
2003	C. Beach, M. Evans, C. Farmer, S. Holberton, K. Jones, C. Murphy, R. Pacheco, C. Rhodes, M. Stone, H. Todd, M. Wylie
2004	A. Campbell, C. Chaffee, J. Fernandez, C. Murphy, R. Pacheco, C. Rhodes, M. Stone, M. Wylie

A-10 Academic All-Conference

1997	Michelle Johnson	P
	Christine Trunnell	2B
1998	Michelle Johnson	P
	Kara Krumhardt	3B
	Michelle Meadows	2B
1999	Kara Krumhardt	3B
	Michelle Meadows	2B
2000	Ashlee Dobbe	P
	Kara Krumhardt	3B
	Michelle Meadows	2B (P.O.Y.)

ALL-REGION HONOREES



Bronwyn Blair
OF • 2000 • Northeast (1st)



Kelly Brown
OF • 2004 • Northeast (2nd)



Clarisa Crowell
3B • 2002 • Northeast (1st)



Ashlee Dobbe
P • 1999 • Southeast (2nd)
P • 2000 • Northeast (2nd)



Megan Evans
DP • 2002 • Northeast (2nd)
C • 2003 • Northeast (1st)
C • 2004 • Northeast (1st)



Shanel Garofalo
2B • 2001 • Northeast (2nd)
3B • 2003 • Northeast (1st)



Michelle Meadows
2B • 2000 • Northeast (1st)



Rachel Pacheco
DP • 2003 • Northeast (1st)



Ali Verbage
OF • 1998 • Southeast (1st)



Amy Voorhees
C • 2001 • Northeast (2nd)
C • 2002 • Northeast (1st)

HOKIE SCOREBOARDS

1996

Record 16-32 / Atlantic 10 6-10

Coach Scot Thomas

Feb.	22	at Carson-Newman	L	0-10 (5)
	22	at Carson-Newman	L	0-3
Mar.	1	LIBERTY	L	1-6
	1	LIBERTY	L	0-3
	3	vs. North Carolina ¹	L	1-18 (5)
	3	at Coastal Carolina ¹	L	0-8 (6)
	12	at Winthrop	L	3-5
	12	at Winthrop	L	3-6
	15	vs. Md.-Eastern Shore ²	W	9-1 (5)
	15	vs. UMass-Lowell ²	W	5-4
	16	vs. UMass-Lowell ²	L	12-14
	18	CORNELL	L	1-3
	18	CORNELL	W	4-0
	22	vs. Wagner ³	W	7-6
	22	at Radford ³	L	1-4
	22	vs. Bucknell ³	L	1-9 (6)
	22	vs. Davis & Elkins ³	W	13-4 (5)
	23	vs. Liberty ³	L	1-6
	24	FORDHAM *	W	6-5
	24	FORDHAM *	W	7-4
	30	at Dayton *	W	9-6
	30	at Dayton *	W	6-5
	31	ST. BONAVENTURE *	W	2-1 (10)
	31	ST. BONAVENTURE *	W	6-1
Apr.	2	N. CAROLINA A&T	W	9-1 (5)
	2	N. CAROLINA A&T	W	6-5
	4	at Liberty	L	1-8
	4	at Liberty	L	0-3 (6)
	6	MASSACHUSETTS *	L	1-10 (5)
	6	MASSACHUSETTS *	L	0-16 (5)
	7	RHODE ISLAND *	L	2-7
	7	RHODE ISLAND *	L	4-7
	10	at Marshall	L	2-3
	10	at Marshall	L	0-3
	11	RADFORD	L	6-7 (8)
	11	RADFORD	L	2-11 (5)
	15	MILLIGAN	L	4-10
	15	MILLIGAN	L	2-10
	17	HAMPTON	L	4-7
	17	HAMPTON	W	4-1
	20	at St. Joseph's *	L	1-6
	20	at St. Joseph's *	L	1-9 (5)
	21	at Temple *	L	0-1
	21	at Temple *	L	0-1
	24	LYNCHBURG	W	10-5
	24	LYNCHBURG	W	9-1 (5)
	27	LA SALLE *	L	3-6
	27	LA SALLE *	L	1-9

Home games in ALL CAPS

* - indicates Atlantic 10 game

¹ - Coastal Carolina Tournament at Conway, S.C.

² - Tidewater Classic at Hampton, Va.

³ - Radford Invitational at Salem, Va.

1997

Record 24-32 / Atlantic 10 8-8

Coach Scot Thomas

Feb.	26	at UNC Charlotte	W	12-3 (6)
	26	at UNC Charlotte	L	0-9 (5)
Mar.	3	vs. Holy Family ¹	W	10-4 (6)
	3	vs. Holy Cross ¹	L	2-5
	4	vs. Monmouth ¹	W	5-4 (8)
	4	vs. Villanova ¹	W	3-2
	6	vs. Grand Valley ¹	W	9-5
	6	vs. Holy Cross ¹	W	4-2
	7	vs. Northwood ¹	W	3-2
	7	vs. Gannon ¹	L	1-3
	8	vs. Monmouth ¹	L	0-3
	8	vs. Villanova ¹	L	2-3 (8)
	12	at Liberty	W	2-1
	12	at Liberty	W	4-0
	13	GEORGE MASON	L	6-7 (8)
	13	GEORGE MASON	L	3-4
	15	at Maryland	L	2-7
	15	at Maryland	L	4-12 (5)
	16	at La Salle *	L	0-7
	16	at La Salle *	W	2-1 (8)

	21	vs. Akron ²	L	2-5
	21	vs. Maine ²	L	3-6
	22	vs. Coastal Carolina ²	L	2-5
	22	vs. Maine ²	L	3-11 (6)
	24	vs. Fordham * ³	W	7-3
	24	vs. Fordham * ³	W	7-3
	28	vs. SW Missouri ⁴	L	1-3
	28	vs. Maryland ⁴	L	8-9
	29	at Georgia Southern ⁴	L	3-4
	29	vs. SW Louisiana ⁴	L	2-11 (5)
Apr.	1	LIBERTY	W	5-1
	1	LIBERTY	L	2-6
	4	DAYTON *	W	9-1 (5)
	4	DAYTON *	W	15-7 (6)
	6	at St. Bonaventure *	W	4-2
	6	at St. Bonaventure *	L	1-2
	8	MARSHALL	W	8-7
	12	at Rhode Island *	W	4-2
	12	at Rhode Island *	L	1-5
	13	at Massachusetts *	L	0-8 (5)
	13	at Massachusetts *	L	2-6
	15	RADFORD	L	9-13
	15	RADFORD	L	0-3
	16	WINTHROP	L	3-8
	16	WINTHROP	W	10-6
	17	CAMPBELL	W	4-3
	17	CAMPBELL	W	8-7
	22	at North Carolina A&T	W	8-0 (6)
	22	at North Carolina A&T	W	4-0
	24	UNC GREENSBORO	L	4-5
	26	TEMPLE *	L	4-9
	26	TEMPLE *	W	4-1
	28	ST. JOSEPH'S	L	0-9 (5)
	28	ST. JOSEPH'S	L	4-14 (6)
	30	vs. Tennessee ⁵	L	0-17 (5)
	30	vs. Tennessee ⁵	L	2-12 (5)

Home games in ALL CAPS

* - indicates Atlantic 10 game

¹ - Ft. Myers Tournament at Ft. Myers, Fla.

² - Winthrop Tournament at Rock Hill, S.C.

³ - at Salem, Va.

⁴ - Georgia Tech Buzz Classic at Atlanta, Ga.

⁵ - State Line Classic at Bristol, Tenn.

1998

Record 32-31 / Atlantic 10 8-8 (2nd)

Coach Scot Thomas

Feb.	20	vs. Akron ¹	W	10-5
	20	vs. North Carolina ¹	W	3-2
	21	vs. George Mason ¹	W	11-1 (5)
	21	vs. Georgia ¹	L	3-4 (9)
	21	vs. Illinois-Chicago ¹	L	1-9 (6)
	28	vs. Tennessee Tech ²	W	4-2
	28	vs. Saint Louis ²	W	19-3 (5)
Mar.	1	vs. Northwestern State ²	L	2-4
	1	at Georgia State ²	W	7-1
	1	vs. Georgia Tech ²	L	1-2
	5	at Campbell	L	3-5
	5	at Campbell	L	3-12 (5)
	8	vs. Rhode Island ³	W	4-2 (6)
	8	vs. St. John's ³	W	9-1 (6)
	10	vs. Bloomsburg ³	L	2-6
	10	vs. Southwest State ³	W	7-3 (5)

	11	vs. Yale ³	W	8-0 (5)
	11	vs. Maine ³	L	0-1
	13	vs. Evansville ⁴	L	1-2
	13	at Coastal Carolina ⁴	W	1-0
	14	vs. Evansville ⁴	W	5-1
	14	at Coastal Carolina ⁴	W	5-1
	21	vs. Northeast Louisiana ⁵	W	8-6 (4)
	21	vs. Samford ⁵	W	12-4 (5)
	21	vs. Providence ⁵	L	1-3
	22	vs. Coastal Carolina ⁵	W	6-5 (6)
	25	UNC CHARLOTTE	W	8-6 (8)
	25	UNC CHARLOTTE	L	2-5
	28	at St. Joseph's *	W	2-1
	28	at St. Joseph's *	L	2-5
	29	at Temple *	L	1-2 (9)
	29	at Temple *	L	3-4
	31	VIRGINIA	L	1-5
	31	VIRGINIA	L	2-6
Apr.	2	at Radford	L	2-3 (8)
	2	at Radford	W	10-8
	5	FORDHAM *	W	13-5 (5)
	5	FORDHAM *	W	11-1 (5)
	6	LA SALLE *	W	5-1
	6	LA SALLE *	W	9-7
	10	at Dayton *	L	0-1
	10	at Dayton *	L	5-9
	12	ST. BONAVENTURE *	W	13-0 (5)
	12	ST. BONAVENTURE *	W	6-1
	15	vs. Tennessee ⁶	L	0-8 (6)
	15	vs. Tennessee ⁶	L	0-11
	18	MASSACHUSETTS *	L	0-5
	18	MASSACHUSETTS *	L	1-14 (6)
	20	RHODE ISLAND *	L	2-5
	20	RHODE ISLAND *	W	7-6
	21	at Liberty	L	1-2
	21	at Liberty	L	2-5
	24	RUTGERS ⁷	L	8-9
	25	EAST CAROLINA ⁷	W	4-3
	25	N. CAROLINA A&T ⁷	W	15-2 (5)
	26	RUTGERS ⁷	W	13-10
	26	EAST CAROLINA ⁷	W	4-3
	28	at UNC Greensboro	L	2-3
	28	at UNC Greensboro	L	0-2
May	1	vs. Massachusetts ⁸	L	0-7
	2	vs. Dayton ⁸	W	3-2 (8)
	2	vs. St. Joseph's ⁸	W	8-0 (6)
	3	vs. Massachusetts ⁸	L	1-3

Home games in ALL CAPS

* - indicates Atlantic 10 game

¹ - Triangle Classic at Durham, N.C.

² - Georgia State Tournament at Atlanta, Ga.

³ - Rebel Spring Games at Orlando, Fla.

⁴ - Coastal Carolina Tournament at Conway, S.C.

⁵ - Winthrop Tournament at Rock Hill, S.C.

⁶ - StateLine Classic at Bristol, Tenn.

⁷ - Hudson Hokie Softball Classic at Blacksburg, Va.

⁸ - Atlantic 10 Championship at Kingston, R.I.

Continued on next page

WINNING & LOSING STREAKS

Longest Winning Streaks:

- Feb. 26-April 26, 1999..... 26
- March 10-March 20, 2002..... 13
- April 24-May 10, 2002..... 12
- March 20-March 31, 1999..... 9
- March 24-April 2, 1996..... 8
- March 22-April 2, 2001..... 7
- March 7-March 12, 2004..... 7
- March 14-March 20, 2004..... 7
- three times..... 6
- (last: March 21-March 25, 2003)

Longest Losing Streaks:

- April 4-April 17, 1996..... 13
- Feb. 23-March 9, 2003..... 10
- Feb. 22-March 12, 1996..... 8
- April 12-April 16, 1997..... 6
- March 28-April 2, 1998..... 6
- March 13-March 16, 1997..... 5
- April 15-April 20, 1998..... 5
- eight times..... 4
- (last: April 30-May 2, 2004)

1999

Record 54-16 / Atlantic 10 14-2 (2nd)
Coach Scot Thomas

Feb.	17	at Georgia Tech	L	4-5
	17	at Georgia Tech	W	3-2
	19	at #20 Florida ¹	L	1-2 (8)
	19	vs. #20 Florida ¹	L	0-3
	20	vs. #4 Michigan ¹	W	6-2
	20	vs. #4 Michigan ¹	L	0-5
	21	vs. #3 Washington ¹	L	0-5
	26	vs. George Mason ²	W	1-0 (8)
	26	vs. Marshall ²	W	3-0
	27	vs. Delaware ²	W	7-3
	28	vs. Ohio University ²	W	5-0
	28	vs. Delaware ²	W	11-3 (5)
	28	vs. East Carolina ²	L	2-4 (6)
Mar.	6	vs. Georgia Tech ³	W	10-6
	6	vs. Evansville ³	L	1-6
	7	vs. Pittsburgh ³	W	3-0
	7	vs. Loyola-Chicago ³	W	4-0
	7	at Georgia State ³	W	3-0 (6)
	10	at Florida A&M	W	4-0
	10	at Florida A&M	W	8-1
	12	vs. Central Michigan ⁴	L	0-4
	12	vs. Florida A&M ⁴	W	3-1
	13	vs. Kansas ⁴	W	3-2 (8)
	13	vs. Georgia State ⁴	W	4-0
	14	vs. Florida Atlantic ⁴	L	1-4
	19	vs. Elon ⁵	W	4-0
	19	vs. Tennessee Tech ⁵	L	3-4
	20	vs. #19 Southern Miss ⁵	L	0-6
	20	vs. Coll. of Charleston ⁵	W	5-1
	24	LIBERTY	W	4-3
	24	LIBERTY	W	1-0
	26	vs. Boston College ⁶	W	1-0
	26	vs. George Mason ⁶	W	3-0
	26	vs. Brown ⁶	W	1-0
	27	vs. Boston College ⁶	W	2-0
	27	vs. St. Joseph's ⁶	W	2-0
	31	at George Mason	W	2-1
	31	at George Mason	L	0-1
Apr.	2	BROWN ⁷	W	17-5
	2	SAINT PETER'S ⁷	W	7-1
	3	SIENA ⁷	W	4-0
	3	SIENA ⁷	W	5-0
	3	SAINT PETER'S ⁷	W	1-0 (9)
	6	RADFORD	W	6-1
	6	RADFORD	W	8-0 (5)
	10	TEMPLE *	W	4-0
	10	TEMPLE *	W	8-1
	12	ST. JOSEPH'S *	W	8-0 (5)
	12	ST. JOSEPH'S *	W	1-0
	14	vs. Tennessee ⁸	W	3-1
	17	at Fordham *	W	11-1 (6)
	17	at Fordham *	W	4-0
	18	at La Salle *	W	6-0
	18	at La Salle *	W	4-1
	21	UNC GREENSBORO	W	1-0
	21	UNC GREENSBORO	W	3-0
	24	at St. Bonaventure *	W	5-0
	24	at St. Bonaventure *	W	7-5 (8)
	25	DAYTON *	W	4-2
	25	DAYTON *	W	10-0 (5)
	27	at Virginia	W	1-0
	27	at Virginia	W	1-0
May	1	at Rhode Island *	W	5-0
	1	at Rhode Island *	W	3-0
	2	at Massachusetts *	L	0-3
	2	at Massachusetts *	L	1-4
	7	vs. St. Joseph's ⁹	L	0-1
	8	vs. Dayton ⁹	W	5-0
	8	vs. St. Joseph's ⁹	W	4-2
	9	vs. Massachusetts ⁹	L	0-2

Home games in ALL CAPS

* - indicates Atlantic 10 game

¹ - Univ. of Florida Classic at Gainesville, Fla.² - East Carolina-Pirate Classic at Greenville, N.C.³ - Georgia State Tournament at Atlanta, Ga.⁴ - Florida State Invitational at Tallahassee, Fla.⁵ - Winthrop Tournament at Rock Hill, S.C.⁶ - Sports Plus Classic at Richmond, Va.⁷ - Hudson Hokie Softball Classic at Blacksburg, Va.⁸ - State Line Classic at Bristol, Tenn.⁹ - Atlantic 10 Championship at Salem, Va.

The 1999 team went undefeated at home and won a school-record 54 games.

**2000**

Record 41-22 / Atlantic 10 12-4 (2nd)
Coach Scot Thomas

Feb.	18	vs. Ball State ¹	L	3-4
	18	vs. Youngstown State ¹	W	3-0
	19	vs. UNC Greensboro ¹	W	4-0
	19	vs. UNC Charlotte ¹	W	4-0
	20	vs. Alabama ¹	L	0-1 (8)
	26	RADFORD	W	10-2 (6)
	26	RADFORD	W	7-0
Mar.	4	vs. Kentucky ²	W	6-3 (9)
	4	vs. Notre Dame ²	L	0-1 (8)
	5	vs. Tennessee ²	W	1-0
	5	vs. Notre Dame ²	L	0-3
	9	vs. UT-Chattanooga ³	W	5-0
	9	vs. Florida ³	L	2-3
	10	vs. Florida Atlantic ³	W	1-0
	10	vs. Boston ³	W	4-3 (8)
	11	vs. Michigan State ³	L	2-3
	11	vs. #17 Oklahoma State ³	W	2-1
	12	vs. Florida ³	L	0-7
	17	vs. Northern Iowa ⁴	W	4-1
	17	vs. Bethune-Cookman ⁴	W	4-1
	17	vs. Maryland ⁴	L	2-10 (6)
	18	vs. Troy State ⁴	W	2-1
	18	vs. Furman ⁴	W	5-0
	19	vs. Georgia State ⁴	L	1-4
	22	GEORGE MASON	W	8-0 (5)
	22	GEORGE MASON	W	6-2
	24	vs. Connecticut ⁵	L	0-1
	24	vs. Georgia State ⁵	L	1-4
	25	vs. Evansville ⁵	L	1-9 (5)
	25	vs. North Carolina ⁵	L	0-5
	29	at Marshall	W	1-0
	29	at Marshall	L	0-2
	31	#24 EAST CAROLINA ⁶	W	4-1
Apr.	1	HARVARD ⁶	W	11-1 (5)
	1	LIBERTY ⁶	W	5-0
	2	LIBERTY ⁶	W	4-3 (8)
	2	#24 EAST CAROLINA ⁶	W	3-0
	8	MASSACHUSETTS *	L	5-7
	8	MASSACHUSETTS *	W	3-1
	9	RHODE ISLAND *	W	5-1
	9	RHODE ISLAND *	W	3-0
	11	VIRGINIA	W	5-3
	11	VIRGINIA	W	5-3
	16	at Dayton *	L	1-2
	16	at Dayton *	W	5-3
	19	at Liberty	W	2-0
	19	at Liberty	W	12-0 (5)
	23	at Temple *	L	0-2
	23	at Temple *	L	0-1 (9)
	24	at St. Joseph's *	W	7-0
	24	at St. Joseph's *	W	5-3
	29	LA SALLE *	W	12-2 (5)
	29	LA SALLE *	W	8-0 (5)
	30	FORDHAM *	W	10-1 (5)
	30	FORDHAM *	W	11-2 (6)
May	3	#25 SOUTH CAROLINA	L	0-3
	6	#25 SOUTH CAROLINA	L	1-3
	7	ST. BONAVENTURE *	W	4-3

7	ST. BONAVENTURE *	W	10-0 (5)
11	vs. Dayton ⁷	W	4-0
12	at Massachusetts ⁷	L	2-6
12	vs. Dayton ⁷	W	1-0
13	at Massachusetts ⁷	L	0-6

Home games in ALL CAPS

* - indicates Atlantic 10 game

¹ - UNC/Triangle Classic at Raleigh, N.C.² - State Line Classic at Bristol, Tenn.³ - Speedline Invitational at Tampa, Fla.⁴ - FSU Invitational at Tallahassee, Fla.⁵ - Georgia Tech Buzz Classic at Atlanta, Ga.⁶ - Hudson-Hokie Classic at Blacksburg, Va.⁷ - Atlantic 10 Championship at Amherst, Mass.**2001**

Record 36-23 / BIG EAST 12-8 (5th)
Coach Scot Thomas

Date	Opponent	W/L	Score
Feb.	16 vs. SE Louisiana ¹	L	2-3
	16 vs. #21 Southern Miss ¹	L	0-2
	17 vs. Arkansas ¹	L	0-1
	17 vs. Northern Iowa ¹	L	0-2
	21 RADFORD	W	2-0
	21 RADFORD	W	14-4 (5)
	23 vs. Marshall ²	W	9-4
	23 vs. Liberty ²	W	2-1 (11)
	24 vs. UT-Chattanooga ²	L	0-2
	24 vs. Kentucky ²	W	3-0
	25 vs. Marshall ²	L	2-3 (8)
	28 at #16 South Carolina	W	4-1 (9)
	28 at #16 South Carolina	L	1-2
Mar.	2 vs. Delaware ³	W	11-0 (5)
	2 vs. Cornell ³	W	2-0
	2 vs. Marist ³	W	8-2
	3 vs. Radford ³	W	4-0
	3 vs. Akron ³	W	7-1
	9 vs. Long Beach State ⁴	W	2-1
	9 vs. #24 Oregon ⁴	L	2-3
	9 vs. San Jose State ⁴	L	0-2
	10 vs. #12 Iowa ⁴	L	1-4
	10 vs. #24 Oregon ⁴	W	8-7 (9)
	11 vs. #12 Iowa ⁴	L	1-6
	16 vs. Tennessee State ⁵	W	10-1 (5)
	17 at Winthrop ⁵	W	11-0 (5)
	17 vs. Bowling Green ⁵	W	5-1
	18 vs. Illinois ⁵	L	0-3
	22 HARTFORD	W	7-0
	22 HARTFORD	W	5-0
	25 BOSTON COLLEGE *	W	2-1
	25 BOSTON COLLEGE *	W	8-0 (5)
	31 CONNECTICUT *	W	3-2 (10)
	31 CONNECTICUT *	W	3-2
Apr.	1 SYRACUSE *	W	5-4
	1 SYRACUSE *	L	0-2
	4 EAST TENNESSEE ST.	W	8-0 (6)
	4 EAST TENNESSEE ST.	W	2-0
	7 at Rutgers *	W	1-0
	7 at Rutgers *	L	1-3
	8 at Villanova *	L	1-4



The 2002 team advanced to the title game of the BIG EAST Championship.

	8 at Villanova *	L	2-3
	13 RADFORD ⁶	W	9-0 (5)
	13 EAST CAROLINA ⁶	L	0-2
	14 EAST CAROLINA ⁶	W	7-6 (8)
	14 RADFORD ⁶	W	8-0 (5)
	18 vs. Tennessee ⁷	W	4-2
	21 #11 NOTRE DAME *	L	0-5
	21 #11 NOTRE DAME	L	0-4
	22 PITTSBURGH *	W	5-0
	22 PITTSBURGH *	W	2-1
	24 vs. Virginia ⁸	L	2-4 (8)
	24 vs. Virginia ⁸	L	1-3
	28 at Seton Hall *	L	0-5
	28 at Seton Hall *	L	2-3
	29 at St. John's *	W	2-1
	29 at St. John's *	W	2-1
May	6 PROVIDENCE *	W	2-0
	6 PROVIDENCE *	W	3-0

Home games in ALL CAPS

* indicates BIG EAST game

¹ - Mardi Gras Classic at Monroe, La.

² - Sonic[®] Classic at Chattanooga, Tenn.

³ - Dixie Classic at Virginia Beach, Va.

⁴ - N.I.S.T. at Sunnyvale, Calif.

⁵ - Winthrop Invitational at Rock Hill, S.C.

⁶ - Hudson-Hokie Classic at Blacksburg, Va.

⁷ - State Line Classic at Bristol, Tenn.

⁸ - at Salem, Va.

2002

Record 42-18 / BIG EAST 12-8 (4th)

Coach Scot Thomas

Date	Opponent	W/L	Score
Feb.	15 vs. Miami, Ohio ¹	L	6-7
	15 vs. Elon ¹	W	15-4
	16 vs. East Carolina ¹	L	2-3
	16 vs. Miami, Ohio ¹	W	10-2 (5)
	17 vs. Long Island ¹	L	3-5
	23 at Winthrop	W	10-0 (5)
	23 at Winthrop	W	6-0
	24 at Charlotte	W	8-5 (9)
	24 at Charlotte	W	8-1
Mar.	1 vs. Middle Tenn. St. ²	W	2-1
	1 vs. Arkansas ²	L	0-5
	7 vs. Purdue ³	L	6-7
	7 vs. Northern Illinois ³	W	5-4 (9)
	8 vs. Oklahoma State ³	L	2-8
	8 vs. South Florida ³	W	5-2
	9 vs. Chattanooga ³	L	0-5
	10 vs. Hofstra ³	W	6-0
	10 vs. Georgia State ³	W	4-0
	15 STONY BROOK ⁴	W	4-0
	15 AKRON ⁴	W	2-0
	16 CANISIUS ⁴	W	4-0
	24 at Providence *	W	3-0
	24 at Providence *	W	4-3
	27 LIBERTY	W	12-1 (5)
	27 LIBERTY	W	10-0 (5)
	29 GARDNER-WEBB	W	8-0 (5)
	29 RADFORD	W	8-0 (6)
	30 GARDNER-WEBB	W	8-0 (6)
	30 RADFORD	W	15-0 (5)
Apr.	3 vs. Virginia ⁵	L	2-3
	3 vs. Virginia ⁵	W	2-1 (8)
	6 at Connecticut *	W	7-5
	6 at Connecticut *	W	3-0
	7 at Syracuse *	L	0-5

	7 at Syracuse *	L	0-3
	10 JAMES MADISON	W	9-3
	10 JAMES MADISON	W	10-2 (6)
	13 RUTGERS *	W	3-1
	13 RUTGERS *	L	1-5
	14 VILLANOVA *	L	2-3
	14 VILLANOVA *	L	2-4
	17 vs. Tennessee ⁶	W	6-0
	20 at Notre Dame *	L	0-8 (5)
	20 at Notre Dame *	L	0-10 (5)
	21 at Pittsburgh *	W	4-0
	21 at Pittsburgh *	L	1-2 (10)
	24 at Radford	W	11-2 (5)
	24 at Radford	W	7-1
	25 at East Tennessee St.	W	10-1 (6)
	25 at East Tennessee St.	W	6-0
	27 ST. JOHN'S *	W	5-0
	27 ST. JOHN'S *	W	7-1
	28 vs. Boston College ⁷	W	1-0
	28 vs. Boston College ⁷	W	4-3
May	5 SETON HALL *	W	3-2 (9)
	5 SETON HALL *	W	1-0 (9)
	9 vs. Notre Dame ⁸	W	8-3
	10 vs. Villanova ⁸	W	3-0
	11 vs. Notre Dame ⁸	L	1-2
	11 vs. Notre Dame ⁸	L	1-3

Home games in ALL CAPS

* Indicates BIG EAST game

¹ - Triangle Classic at Raleigh, N.C.

² - Frost Classic at Chattanooga, Tenn.

³ - Speedline Invitational at Plant City, Fla.

⁴ - Hokie Classic at Blacksburg, Va.

⁵ - at Salem, Va.

⁶ - State Line Classic at Bristol, Tenn.

⁷ - at Allentown, Pa.

⁸ - BIG EAST Softball Tournament at Salem, Va.

2003

Record 21-29 / BIG EAST 6-12 (10th)

Coach Scot Thomas

Date	Opponent	W/L	Score
Feb.	14 vs. Boston ¹	W	8-3
	14 vs. UNC Wilmington ¹	W	2-0
	23 vs. Ball State ²	W	6-5

The 2004 team was Tech's last in the BIG EAST Conference and won three tournaments.



	23 vs. Chattanooga ²	L	4-6
	28 Oakland (Mich.) ³	L	4-6
Mar.	1 vs. Central Michigan ³	L	1-3
	1 vs. Western Michigan ³	L	1-5
	2 vs. #16 South Carolina ³	L	4-8
	7 vs. #10 Arizona State ³	L	3-8
	7 vs. Santa Clara ⁴	L	2-9
	8 vs. Sacramento State ⁴	L	5-7
	8 vs. San Jose State ⁴	L	0-2
	9 vs. Georgia Tech ⁴	L	0-6
	12 at James Madison	W	10-2
	12 at James Madison	L	4-7
	14 vs. St. Bonaventure ⁵	W	9-7
	14 vs. Coastal Carolina ⁵	L	1-5
	15 vs. Georgia State ⁵	L	2-3
	15 vs. North Carolina ⁵	L	3-4
	21 ST. BONAVENTURE ⁶	L	3-4
	21 YOUNGSTOWN ST. ⁶	W	9-0 (5)
	22 LEHIGH ⁶	W	7-1
	22 HARTFORD ⁶	W	11-1 (5)
	23 MARIST ⁶	W	8-5
	25 RADFORD	W	4-2
	25 RADFORD	W	6-5
	29 SYRACUSE *	L	1-4
	29 SYRACUSE *	W	1-9 (6)
Apr.	2 at Liberty	L	0-1
	2 at Liberty	W	10-3
	5 at Seton Hall *	L	0-1
	5 at Seton Hall *	W	6-3
	6 at St. John's *	L	0-2
	6 at St. John's *	L	1-3
	12 CONNECTICUT *	W	4-0
	12 CONNECTICUT *	L	2-5
	13 BOSTON COLLEGE *	L	2-4
	13 BOSTON COLLEGE *	L	0-9 (5)
	17 VIRGINIA	W	6-5
	17 VIRGINIA *	L	5-10 (6)
	19 at Pittsburgh *	W	6-0
	19 at Pittsburgh *	L	2-4
	23 vs. Tennessee ⁷	W	1-0
	26 at Villanova *	L	7-10
	26 at Villanova *	L	1-6
	27 at Rutgers *	W	5-4
	27 at Rutgers *	L	7-10
	29 vs. Virginia ⁸	W	7-4
May	4 PROVIDENCE *	L	1-5
	4 PROVIDENCE *	W	4-1

Home games in ALL CAPS

* indicates BIG EAST game

¹ - Triangle Classic at Raleigh, N.C.

² - Sonic Challenge at Chattanooga, Tenn.

³ - Strawberry Festival at Plant City, Fla.

⁴ - N.I.S.T. @ Sunnyvale, Calif.

⁵ - Hokie Fastpitch Club Classic at Salem, Va.

⁶ - Hokie Round Robin at Blacksburg, Va.

⁷ - State Line Classic at Bristol, Tenn.

⁸ - at Salem, Va.

For 2004 results, see page 27.

BLOOD, SWEAT AND GEAR.

WINNING TAKES WORK. Get the gear that can make your work pay off: TPS® gear from Louisville Slugger®.

Louisville Slugger can outfit you with everything from fielding and batting gloves to equipment bags, helmets and accessories—not to mention our legendary TPS bats. Best of all, every item in the line is truly top of the line. That's why you'll find TPS gear in the locker rooms of America's most dominant teams.

So put TPS on your team. After all, you work too hard not to.



THE OFFICIAL BAT OF AMERICA'S PASTIME.™
www.slugger.com



© 2004 Hillerich & Braddy Co., Louisville, KY. All rights reserved.

TECH SOFTBALL FACILITIES

The Virginia Tech softball team has the luxury of playing and practicing in some of the finest facilities on the east coast. Using the Tech Softball Field, Rector Field House and the Jim "Bulldog" Haren weight room, the Hokies train with the best in preparing to win championships.

The Tech Softball Field is a great complex that just keeps getting better. A new backstop and padding was installed in 2001 to give fans more protection when enjoying a game.

The field has a playing surface that is properly maintained and upgraded as needed. Tech also has one of the best field crews around.

The dugouts, faced with Hokie stone, are complete with bathrooms, water fountains and equipment rooms. They are ADA accessible and have access to separate bullpens.

The field, which was completed in the fall of 1997, has dimensions of 200 feet down the lines and 220 feet to center field.

Over the past six seasons at home, the Hokies have compiled a record of 96-23 (.807), including a 17-0 campaign in 1999, a 20-3 record in 2000, 18-4 in 2001 and a 16-3 season in 2002, 10-7 in 2003 and 15-6 a year ago.

In 1999, permanent bench-back seats were added. With the new bleachers, the complex can easily hold up to 500 fans. Trees now line the



With permanent seat-back bleachers, handicap accessibility and a modern press box, Tech Softball Park has become one of the best facilities around and always draws great crowds to Hokie softball games (left).

outfield fence, providing fans shade to watch the game from beyond the fence on sunny days.

At the top of the bleachers is a prefabricated, 8-by-18 foot press box. Complete with power and phone lines, it accommodates all the needs of the media.

The press box also has air conditioning and heat, as well as Ethernet cable, which allows for live stats of every home game on Tech's official Web site, hokiesports.com.

On top of the press box is a camera platform, allowing for video by either team, as well as media covering the event.

A state-of-the-art scoreboard was installed

during the 1998 season, making it easier for coaches, players and fans to keep up with the game.

When weather doesn't allow for outdoor practice, the team moves into Rector Field House. Located adjacent to the playing field, the field house has an artificial surface, batting cages and ample room for drills. It is also equipped with a training room.

Last year, thanks to a generous donation, a new batting cage was installed behind the Tech dugout, giving the Hokies another great tool in helping them achieve their goals.

On-site dressing rooms, permanent bathrooms and concession stands, as well as lights are still possible future projects.

Over the years, Tech Softball Park has also hosted several high school events, including regional tournaments, and is home to the annual Hokie Fastpitch Club Classic.



THE TECH SOFTBALL PARK RECORDS

Hokie Team Game Records

Most At Bats

41, vs. Radford (3/30/02)

Most Runs

17, vs. Brown (4/2/99)

Most Hits

23, vs. Radford (3/30/02)

Most RBI

15, vs. Radford (3/30/02) & Brown (4/2/99)

Most Doubles

7, vs. James Madison (4/10/02)

Most Triples

2, vs. Radford (3/29/02) & Hartford (3/22/01)

Most Home Runs

3, on many occasions

Most Stolen Bases

4, three times

Most Innings

10.0, vs. Connecticut (3/31/02)

Hokie Individual Game Records

Most At Bats

6, Bronwyn Blair vs. Brown (4/2/99)

Most Runs

4, Shanel Garofalo vs. Radford (3/30/02)

Most Hits

5, Shanel Garofalo vs. Radford (3/30/02)

Most RBI

7, Jennifer McKibben vs. Fordham (4/5/98)

Most Doubles

2, on many occasions

Most Triples

1, on many occasions

Most Home Runs

2, on many occasions

Most Walks

4, Megan Evans vs. St. John's (4/27/02)

Most Times Hit By Pitch

3, Carmen Farmer vs. Syracuse (4/2/01)

Most Sacrifice Flies

1, on many occasions

Most Sacrifice Bunts

2, on many occasions

Most Stolen Bases

3, Bronwyn Blair vs. George Mason (3/20/00)

Most Innings Pitched

10.0, Ashlee Dobbe vs. Connecticut (3/31/01)

Most Hits Allowed

14, Michelle Johnson vs. Rutgers (4/24/98)

Most Walks Allowed

7, Christy Huber vs. La Salle (4/6/98)

Most Strikeouts

14, Clarisa Crowell vs. Liberty (3/24/99)

Most Home Runs Allowed

3, Katie Maynard vs. Syracuse (3/29/03)

Most Batters Faced

39, Ashlee Dobbe vs. Connecticut (3/31/01)

Most Errors

3, on many occasions

ADMINISTRATION



Charles Steger
University President



Jim Weaver
Director of Athletics



Sharon McCloskey
Senior Associate
Director of Athletics



David Chambers
Senior Associate
Director of Athletics
for External Affairs



Tom Gabbard
Associate Director of
Athletics for
Internal Affairs



Jon Jaudon
Associate Director of
Athletics for
Administration



Randy Butt
Associate Director of
Athletics for
Financial Affairs



John Ballein
Associate Director of
Athletics for
Football Operations



Tim East
Assistant Director of
Athletics for Marketing
& Promotions



Tim Parker
Assistant Director of
Athletics for
Compliance



Mike Gentry
Assistant Director of
Athletics for
Athletic Performance



Sandy Smith
Assistant Director of
Athletics for
Ticketing Operations

ATHLETIC TRAINING

The Virginia Tech Sports Medicine Department is an ever-changing and developing unit that strives to provide the most current and



Nate Miker

comprehensive care to all student-athletes. The department, under the leadership of Gunnar Brolinson, D.O., Delmas

Bolin, M.D., and Mike Goforth, director of athletic training, is constantly evolving to incorporate new ideas and state-of-the-art resources for the betterment of student-athletes. A professional staff — including primary care physicians who are Board certified in family medicine and sports medicine, orthopaedic surgeons, certified athletic trainers, physical therapists, chiropractors, massage therapists, sport psychologists, nutritionists and orthotists — is available to manage the health care of Tech athletes.

As part of the evolution, Tech recently completed its second full year in the new 4,300-square-foot Eddie Ferrell Memorial Training Room. This area consolidated the training rooms that existed in

the Merryman Center and Cassell Coliseum. The new facility gives the training staff a centralized area to care for the needs of all Virginia Tech student-athletes.

The new room, which nearly doubles the size of the former Merryman Center facility, also allows the staff to utilize that room for physical therapy, chiropractic care and massage therapy.

With its completion, Virginia Tech now has more than 10,000 square feet dedicated to sports medicine, placing Tech in the top five percent nationally. In addition, the \$10 million Merryman Center, a state-of-the-art facility which includes 2,400 square feet of medical space, will supplement the new training room. This treatment room has numerous treatment modalities, including portable X-ray, electric stimulation, ultrasound, hot and cold packs and a lumbar/cervical traction unit. It also has offices for the staff, dozens of training tables, two cold tubs, whirlpools, an underwater treadmill, a Biodex System 3 and various other pieces of rehabilitation equipment.

After the sports medicine staff diagnoses and treats an ill or injured athlete, the staff then starts collaborative work with the strength and conditioning staff to give the best injury prevention and

performance enhancing programs possible. The training, medical, and strength and conditioning staffs each have a role in bringing the athlete back quickly and ready to play. After an injury, an athlete will go through rehabilitation and physical therapy. Athletes are then moved to weight training, as they become able. The strength and conditioning staff uses specific programs for each injury in an effort to get the athlete back quickly. Prior to return to full participation, the athlete will also complete a series of drills and progressions that are specific to the athlete's position that will help insure that the athlete is ready to return with a greatly reduced risk of re-injury.

The sports medicine staff also takes great pride in treating the athlete year-round. Special attention is paid to off-season activity.

A vital part of student-athletes services is the access to the Schiffert Student Health Center in McComas Hall. A health center and counseling services are available on one side of McComas Hall, while recreation sports and fitness programs are available on the other. The center also has a fully operational diagnostic laboratory, X-ray facilities and eight full-time physicians.

If physical therapy is needed, student-athletes can be seen by

therapist Mark Piechoski in the Ferrell Training Room. Piechoski, who is a Certified Athletic Trainer, Physical Therapist, and Strength and Conditioning Specialist plays a large role in the overall program developed to return the injured athlete back to 100 percent. In addition, staff sport psychologist Gary Bennett is available to all student-athletes for personal and performance issues. Virginia Tech also has the services of Dr. Greg Tilley, team chiropractor. Dr. Tilley provides Tech athletes with specialized treatment for spine related conditions and also plays a huge role in performance enhancement through various chiropractic techniques.

Team orthopaedic surgeons Dr. Marc Siegel, Dr. Scott Urch and Dr. Joe Prudhomme bring a wealth of experience and skills to assist when athletes need orthopaedic surgery to repair certain types of sports-related injuries.

Tech also maintains a special relationship with Montgomery Regional Hospital. Montgomery Regional Hospital is the choice for state-of-the-art equipment to perform surgeries, diagnostic imaging and processing of laboratory requests.

Nate Miker begins his first year as an athletic trainer with the Hokie softball team.

ACADEMIC SUPPORT

The success of Virginia Tech's softball program rests largely on the academic progress of each student-athlete. The academic performance of Tech student-athletes has improved each year due in part to the Student Athlete Academic Support Services (SAASS).

The Virginia Tech graduation rate for student-athletes has risen significantly in recent years and reached 70 percent in 2003 as

ALL-ACADEMIC TEAM

1996	Aaron Blacka
1997	Kristi Strang
1998	Michelle Meadows
1999	Crystal Armes
2000	Kara Krumhardt
2001	Crystal Armes
2002	Ashlee Dobbe
2003	Kathleen Jones
2004	Kathleen Jones

compared to the national average of 62 percent. The 70 percent student-athlete graduation rate marks the second straight year

and fifth time in the last 10 years that Tech has reached that level.

Tech's softball team has consistently had one of the highest team GPAs in the athletic department. In 2000, the team

had the ninth-highest team GPA in college softball and has had three players named Academic All-Americans.

In addition to posting impressive graduation figures, Virginia Tech's student-athletes continue to excel in the classroom. For the sixth consecutive record setting year, 482 3.0 GPAs were earned by student-athletes, student trainers, student managers, cheerleaders and HighTechs during the 2003 calendar year.

Student-athletes are the most visible student component of a university. Student-athletes devote many hours to practice, conditioning and training that are not required of all students. Due to their time commitment and their high visibility, it is an obligation and in the best interest of the university to supply these students with services which will allow them to maximize their academic potential.

The Virginia Tech Student Athlete Academic Support Services office is committed to providing fundamental and supplemental programming,

consistent with University and NCAA policy, aimed at enhancing each student athlete's educational experience.

Student Athlete Academic Support Services provides programming for student-athletes



Lois Berg

from their freshman year through graduation. This includes a comprehensive orientation to Tech, study hall, mentoring, tutoring, academic monitoring, academic recognition and eligibility education. Additionally, student-athletes are referred to and encouraged to take advantage of other campus agencies charged with helping students in their academic pursuits.

Academic facilities for student-athletes include the Monogram Room, a large room used as a study hall area, adjacent to the SAASS office in Cassell Coliseum. The HEAT

(Hokies Engaging in Advanced Technology) Lab and its satellite sites house over 40 computers on the second and third floors of Cassell Coliseum. Laptop computers are also available for Tech athletes to use when traveling to away contests. The athletic department also provides areas for private, quiet study for the athletes' convenience.

Together, these spaces provide the student-athlete with a variety of study environments conducive to their success. Athletes can use these facilities between classes or after practice, with flexible hours tailored to make the most of a student-athlete's limited time.

Chris Helms, in his sixth year at Tech, is the director and is responsible for the development and leadership of the Student Athlete Academic Support Services office.

Lois Berg, associate director, is in her 16th year at Tech. She is in charge of the Hokie softball team.

Also working in the office are: Colin Howlett, former Tech swimmer; Katie Ammons, Drew Scales and Terrie Repass.

STUDENT LIFE

The Virginia Tech Athletics Office of Student Life is committed to developing the total student-athlete.

Director of the Office of Student Life Megan Armbruster is dedicated to enhancing the quality of the student-athlete experience through the programs that this office administers.

Armbruster is in her second year at Virginia Tech as the director of student life. As director, she oversees the day-to-day operation of the Athletics Office of Student Life.

Last year, each athletic team was encouraged to complete two or more personal development workshops



Megan Armbruster

on a variety of topics. Subjects included How to Live Off-Campus, Media Relations, Alcohol 101 and Student-Athlete Scrutiny and Community Conduct.

Also, a Women's Sports Summit, attended by seven women's athletics teams, focused on issues such as healthy relationships and healthy body image.

In addition to workshops held by each team, Virginia Tech student-athletes participate in community outreach, with over 50 community service events just last year, allowing for over 500 volunteer opportunities.

A new outreach program developed by the Virginia Tech Athletics Office of Student Life is the team community partners program, where each athletic team selects one local charity on which to focus their philanthropic efforts throughout the year.

Virginia Tech Student Athlete Advisory Committee

The Virginia Tech Student Athlete Advisory Committee (VT-SAAC) promotes effective communication between athletic administration and student-athletes. SAAC is comprised of two representatives from each sport team who meet twice a month to discuss issues and concerns regarding their sports and the department of athletics.

The SAAC encourages its teammates to get involved both on campus and in the community. The SAAC representatives help to design and provide programs that encourage academic success, health promotion,

social responsibility and general awareness.

Upon entering the Atlantic Coast Conference, one member of the VT-SAAC will be chosen to represent Virginia Tech at the ACC-SAAC.

Career Development

In close collaboration with the Virginia Tech Career Services Center, programs and workshops are designed specifically for student-athletes. Resume design, career fair etiquette, mock interviews, interview attire and mini-career fairs are just a few examples of workshops hosted by the Athletics Office of Student Life. Student-athletes are encouraged to participate in on-campus interviewing and eRecruiting, along with securing internships and coops during their college careers. Last year, nearly 100 student-athletes attended the Student-Athlete Career Expo and 65 on-campus interviews were conducted as a result of the expo.

Community Outreach

The Athletics Office of Student Life community outreach program is "Hokies with Heart". Student-athletes are encouraged to volunteer throughout their college experience.

In collaboration with the Virginia Tech Corp of Cadets and student leadership, the "Hokies with Heart" program works together with the Montgomery County Public Schools System to visit with local school kids about the importance of education and character development. Each athletic team is asked to partner with a community service organization. The teams volunteer their time and market their community service organization at home events. Along with large volunteer efforts, student-athletes show community support with visits to local hospitals, nursing homes, Montgomery County Christmas Store and various organization requests.

Athletes Supporting Each Other

As stated in the charge from the NCAA/CHAMPS Life Skills Programs, Virginia Tech provides opportunities for female and male student-athletes to hone their athletic skills from supportive coaches and staff. The Athletics Office of Student Life encourages student-athletes to support each other by adopting Brother-Sister teams. This program invites teams to attend, applaud and appreciate the work of their peers on the field.

ATHLETIC PERFORMANCE

One of the most important aspects of a successful college softball program is its strength and conditioning program. Before the lights ever come on, before the first pitch is thrown and before the first game and is played, college softball players work on getting themselves physically prepared for the rigors of a four-month season.

Thanks to the direction of Assistant Athletics Director for Athletic Performance Mike Gentry, the Virginia Tech strength and conditioning program is among the best in the nation, helping to make the softball



Terry Mitchell

program one of the best as well.

One of the main support centers of Tech softball is the strength and conditioning program.

The softball team trains in the Jim "Bulldog" Haren Weight Room. Located in Jamerson Athletic Center, the 5,000-square foot weight room was officially dedicated in September 1985 to Haren, a former Hokie player and long-time supporter of the Virginia Tech Athletics Department.

Gentry is in his 17th season as the Hokies' director of strength and conditioning. As assistant athletics director for athletic performance, his duties include overseeing the

strength and conditioning training of athletes in all 21 varsity sports at Virginia Tech.

In May 2003, Gentry was honored by the Collegiate Strength and Conditioning Coaches when he was named a Master Strength and Conditioning Coach.

Gentry is currently one of only 36 coaches in the country to have received the CSCC's highest award.

In 1995 and 1996, Gentry was recognized by the National Strength and Conditioning Association as a finalist for the National Strength and Conditioning Professional of the Year.

Assisting Gentry in the weight room this year are full-time assistant strength and conditioning coaches: Jay Johnson, director of strength and conditioning and Terry Mitchell, assistant director of strength and conditioning, and Jamie Meyer, a former Tech volleyball player.

Former Tech football players Shyrone Stith, Steve Canter and Mike Jackson are graduate assistants for strength and conditioning. Mitchell, who handles the strength and conditioning for Tech's softball team, has experience in the Texas Rangers farm system.

He graduated from Lee (Tenn.) College in 1994 and earned a master's in health promotions from Tech in 2004. Mitchell is married to the former Terri Thompson and this is his fourth year with the Tech softball program.

Sports Nutrition

Eating healthy and choosing nutritious diets are important aspects of a Virginia Tech student-athlete's life, and that's why in July 2002, the athletics department implemented the sports nutrition program. Amy Freel serves as the director.

Freel, who is in her third year as the sports nutritionist in the Virginia Tech Athletics Department, works individually with student-athletes



Amy Freel

to provide them with information they need on their diet. She also provides individual players with diet counseling on issues such as gaining lean muscle mass, losing body fat, and eating choices to improve performance.

She also designs preseason menus, snacks and training table menus for the football team.

The sports nutritionist works with the "Training Edge," a dining option for health-conscious students and athletes, to design menus for training tables and daily menu selections.

Also in July 2002, the Virginia Tech Athletics Department purchased the BOD POD body composition system. Tech is one of a handful of college athletic departments

using this type of technology. The BOD POD is found in many professional training facilities, such as the NFL and Major League Baseball. It accurately measures body composition (percent of body fat, lean muscle mass and fat mass) through air displacement within five minutes. Research has shown that an increase in lean muscle mass will increase athletic performance. The Sports Nutrition Program has helped countless Tech athletes maximize their athletic performance.

Freel received her undergraduate degree in dietetics in 1996 from Ball State University.

She became a registered dietitian in 1997 and earned her master's degree in dietetics from Ball State in 1998.

Sport Psychology

Virginia Tech also offers another important service to all its student-athletes — sport psychology.

Dr. Gary Bennett coordinates the sport psychology department, which offers psychological and performance enhancement services for student-athletes.



Gary Bennett


Bennett, who is in his fifth year as the sport psychologist for the Virginia Tech Athletics Department, also works closely with the Cook Counseling Center.

Bennett meets with student-athletes on an individual basis for personal counseling and to discuss the mental aspects of the game. He also works on team building, communication and performance enhancement.

The sport psychology department also offers an injury group to afford injured athletes the opportunity to meet with other injured athletes and talk about their recovery process.

Injured athletes may also meet individually with the sport psychologists if they do not feel comfortable in the group or cannot make the sessions.

A new addition to the sport psychology resources is the Dynavision 2000, a unique conditioning and training program designed to increase focus and concentration, improve coordination and visuomotor reactions, and increase peripheral awareness.



The softball team trains in the Jim "Bulldog" Haren Weight Room. Tech also has the BOD POD (right), which accurately measures body composition.

BLACKSBURG, VA.



One of America's best college towns, Blacksburg is a perfect setting for a great university like Virginia Tech.

Located in Southwest Virginia on a plateau between the Blue Ridge and Alleghany Mountains, Blacksburg combines the laid-back lifestyle of a small town with the amenities one would expect to find around a major center of higher education. Together, the town and university have worked hard to create a progressive community that ranks among the nation's elite living environments.

Virginia Tech and the Town of Blacksburg gained national and international attention by creating the world's first "electronic village." Businesses and industries have been drawn by the potential of the quaint town.

Established in 1798 by John and William Black, the town is surrounded by scenic mountain views that accentuate the area. Since its founding, Blacksburg has grown to become the largest town in Virginia.



The nearly 36,000 residents (including students) enjoy a close proximity to a variety of recreation areas such as the Blue Ridge Parkway, Appalachian Trail, Claytor Lake and the New River. The region features a moderate climate and four distinct seasons.

Blacksburg was recently named by *Outside* magazine as one of the top 10 places to live in America.

The town's location (adjacent to major interstate highways) provides convenient access to most points in the southern and eastern parts of the country.

More information on Blacksburg can be found on the web site of the Blacksburg Electronic Village, www.bev.net or at www.blacksburg.va.us.

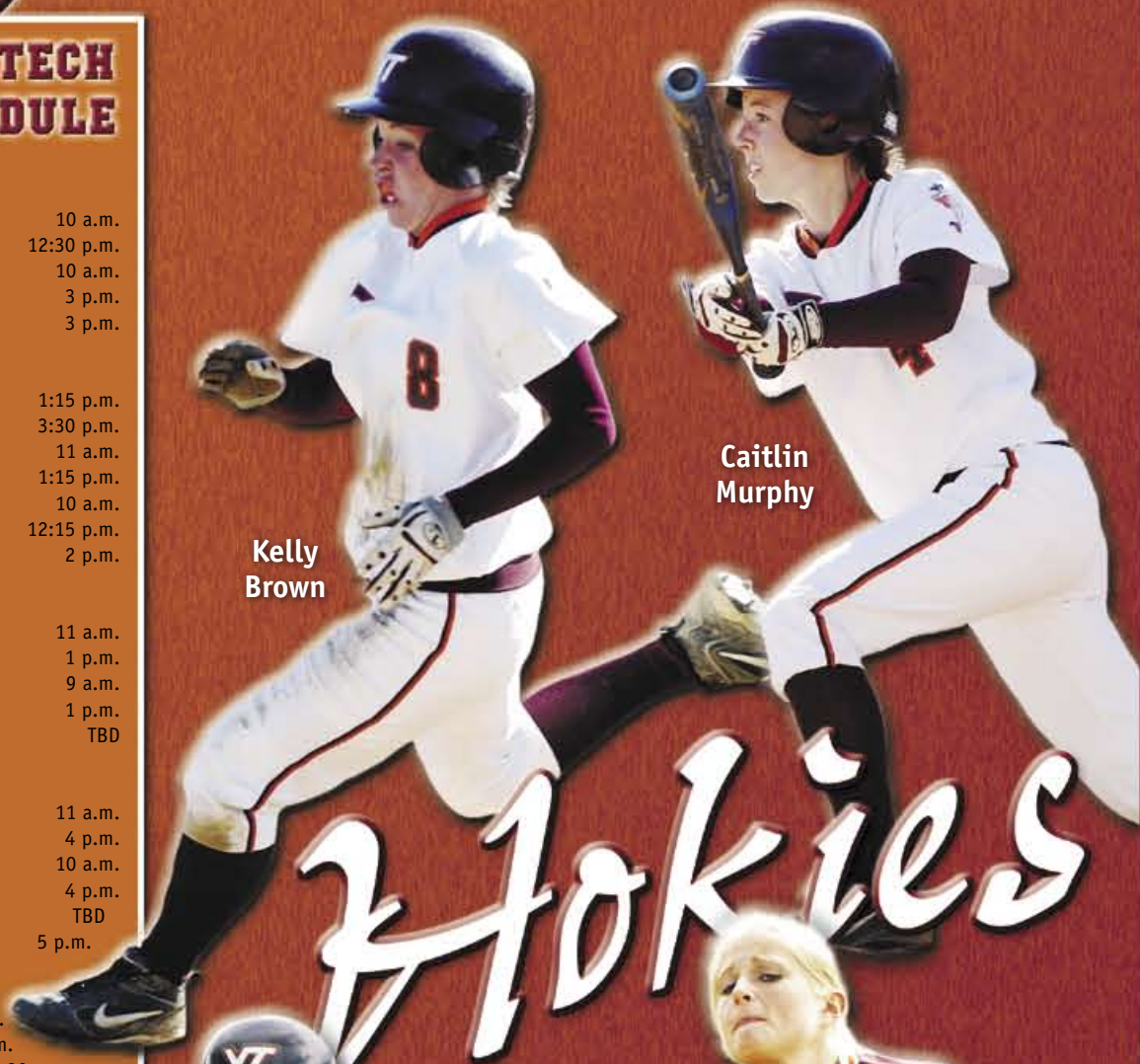
From peaceful outings at the nearby Cascades, to thrilling Tech football games at Lane Stadium, to downtown festivals, the Blacksburg area has a lot to offer.




2005 VIRGINIA TECH SOFTBALL SCHEDULE

Feb. 12-13	Stetson Round Robin (at DeLand, Fla.)	
12	vs. Iowa	10 a.m.
	at Stetson	12:30 p.m.
13	vs. Iowa	10 a.m.
	at Stetson	3 p.m.
16	at South Carolina (DH)	3 p.m.
18-20	Sonic Challenge (at Chattanooga, Tenn.)	
18	vs. Miami University	1:15 p.m.
	vs. James Madison	3:30 p.m.
19	vs. Western Kentucky	11 a.m.
	at Tennessee-Chattanooga	1:15 p.m.
20	vs. Miami University	10 a.m.
	vs. Western Kentucky	12:15 p.m.
23	at Radford (DH)	2 p.m.
25-27	Cougar Classic (at Mt. Pleasant, S.C.)	
25	vs. Iowa State	11 a.m.
	at College of Charleston	1 p.m.
26	vs. Winthrop	9 a.m.
	vs. Pittsburgh	1 p.m.
27	TBD	TBD
Mar. 4-6	Buzz Classic (at Marietta, Ga.)	
4	vs. St. Francis	11 a.m.
	vs. Troy	4 p.m.
5	vs. Mississippi State	10 a.m.
	vs. Florida A&M	4 p.m.
6	TBD	TBD
8	at Jacksonville (DH)	5 p.m.
11-13	Stetson Tournament (at DeLand, Fla.)	
11	vs. Michigan State 10 a.m.	
	at Stetson	3 p.m.
12	vs. Bethune-Cookman	12:30 p.m.
	at Stetson	5:30 p.m.
13	TBD	TBD
18-20	Hokie Fastpitch Club Classic (at Blacksburg, Va.)	
18	GARDNER-WEBB	12:30 p.m.
	EAST TENNESSEE STATE	3 p.m.
19	ST. BONAVENTURE	1 p.m.
	NORTH DAKOTA STATE	3 p.m.
20	TBD	TBD
26	MARYLAND (DH) *	Noon
27	MARYLAND *	1 p.m.
29	APPALACHIAN STATE (DH)	2 p.m.
April 2	at Florida State (DH) *	1 p.m.
3	at Florida State *	1 p.m.
6	at Liberty (DH)	2 p.m.
9	at North Carolina (DH) *	2 p.m.
10	at North Carolina *	2 p.m.
13	vs. Tennessee (at Bristol, Tenn.)	6 p.m.
16	NORTH CAROLINA STATE (DH) *	Noon
17	NORTH CAROLINA STATE *	1 p.m.
20	OHIO (DH)	3 p.m.
23	GEORGIA TECH (DH) *	Noon
24	GEORGIA TECH *	1 p.m.
26	UNC GREENSBORO (DH)	3 p.m.
30	at Virginia (DH) *	Noon
May 1	at Virginia *	Noon
5	WINTHROP (DH)	1 p.m.
12-15	ACC Championship (at College Park, Md.)	
20-22	NCAA Regionals (campus sites TBA)	
27-28	NCAA Super Regionals (campus sites TBA)	
June 2-8	WCWS (at Oklahoma City, Okla.)	

* denotes ACC games; All times and dates subject to change
Home games in ALL CAPS played at Tech Softball Park

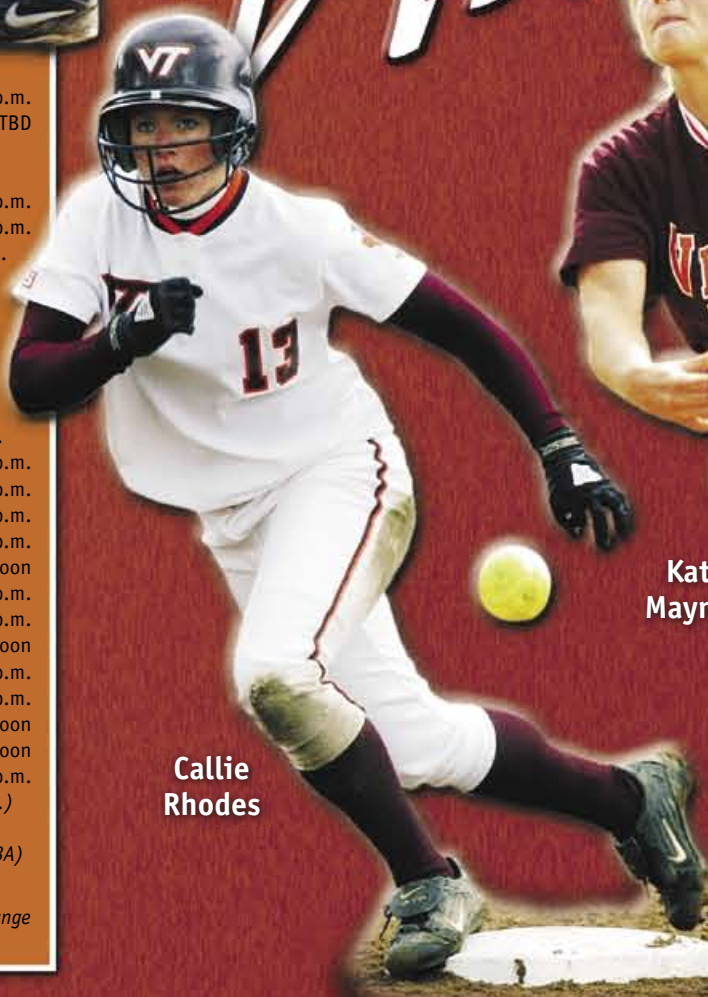


Kelly
Brown



Caitlin
Murphy

Hokies



Callie
Rhodes



Katie
Maynard