

Big EAST
CONFERENCE

**BRYANT
MATTHEWS**

VIRGINIA TECH

2003-04 BASKETBALL

**CARLOS
DIXON**

**HEAD COACH
SETH GREENBERG**

A MESSAGE FROM HEAD COACH SETH GREENBERG



Uirginia Tech basketball is entering a new era and a new world. As I begin my first season as the head coach of the Hokies, the future of Tech Basketball and Virginia Tech athletics looks bright.

Virginia Tech has a rich tradition of basketball through the years; I want to revive that tradition. The Hokies have won many big games with great players, great teams and great coaches, but, most of all great fans who generated great excitement in Cassell Coliseum. I want that to return to Virginia Tech basketball. I want people to say: The Cassell Rocks!

The way we will return that feeling to Tech basketball is through hard work and outstanding players. Under my supervision, Virginia Tech will be known as a team that works hard, both on and off the court and a team that takes care of all the details, no matter how large or how small. Our motto is simple: Playing hard is not an option. We will be relentless in everything we do. We will be relentless in practice, we will be relentless in conditioning, we will be relentless in games and we will be relentless in using this great university to become better people.

This will be our final season as a member of the BIG EAST Conference. The BIG EAST is one of the best and most prestigious conferences in the nation. Every game is a battle and this final season will test our team fully. Next season, Virginia Tech will become a member of the Atlantic Coast Conference. As good as the BIG EAST has been for Virginia Tech, the ACC will be, in essence, a homecoming for our athletics department and alumni. Virginia Tech fits well into all aspects of the conference and the move will only make our basketball program stronger. Tech is a perfect fit for the ACC and the move will provide tremendous competition, decreased time away from the classroom and much more media and fan interest.

We want the Virginia Tech community to embrace our program and help us become an elite program in college basketball. We want Cassell Coliseum to be known as the toughest arena in the country for an opponent to visit. We want our players to use all the resources of this top-notch university to become outstanding and well-educated individuals.

This era that we are embarking upon will bring great pride and excitement to Virginia Tech. We will succeed and we will do it as a community. I can't wait for the season to begin.



Seth Greenberg

VIRGINIA TECH BASKETBALL

CONTENTS

Basketball Staff

Assistant Coaches	20-22
Head Coach Seth Greenberg	16-18
Support Staff	23-24

General Information

Administration	143-144
Athletic Facilities	135-137
Athletic Fund	154-155
Athletic Performance	145-147
Blacksburg, Va.	159-160
Cassell Coliseum	130-134
Conference Affiliations	48-52
HokieSports.com	158
HokieSports the newspaper	158
Home Court Excitement	86
Media Information	4-8
Monogram Club	157
Sports Medicine	152-153
Student-Athlete Academic Support Services	148-149
Student Life	150-151
This Is Virginia Tech	140-142
Virginia Tech Campus Map	138
Virginia Tech/ISP Sports Network	156
What Is a Hokie?	142

Looking Back To 2002-2003

Box Scores	58-66
Results	56
Season in Review	54-55
Statistics	57

Numbers, Records and History

All-Time Greats	107-113
Coaching Records	119
For the Record	98
Hokies in the NBA	116-117
Individual Records	88-90
95 Cage Seasons	118
Postseason Play	102-103
Series Records	99-100
Team Records	91-93
Tech Sports Hall of Fame	104-106
Top 10	97
Where Are They Now?	114-115
Year-by-Year Leaders	94-96
Year-by-Year Records	119-128

Previewing the 2003-2004 Season

A Talk With Seth Greenberg	19
Hokie Profiles	26-45
Message from Seth Greenberg	Inside Front Cover
Opponent Information	68-79
Outlook	10-13
Rosters	46
Schedule	Outside Back Cover
Travel Plans	85
TV/Photo Roster	14
Year-by-Year vs. 2003-2004 Opponents	80-84



CREDITS:

Editor - Bill Dyer, Assistant Sports Information Director; Contributing Editor/Photo Coordinator - Anne Panella;

Design - Summit Design, Inc. - Charlotte, N.C. (www.summitdesigninc.com)

Contributors - Torye Hurst, Larry Hincker, Jimmy Robertson and Ben Horton.


The following individuals provided assistance in the "Where Are They Now" section - Lu Merritt, Jimmy Lawrence, Jimmy Robertson, Russ Whitenack, Brandi Bonkowski, Ty Patton and Matt Schabert. Special thanks to all former Hokie players, especially Page Moir and Myron Guillory, along with former coaches Don DeVoe, Charles Moir and Bill Foster.

Covers - Cover photographs were contributed by David Knachel of the Virginia Tech Sports Information Office.

Photography - Many photos inside the media guide were contributed by Woody Veasey of Christiansburg, Va., and Knachel. George Patch, Wayne Scarberry, Mark Nystrom, Jim Bridgeman, Bill Setliff, Ruth Babylon, Tom Maguire, AP Wirephoto, Megan Armbruster, photographers of The Roanoke Times, and University Relations Visual Communications also contributed to the media guide. Photos of professional players were provided by NBA Photos, the New Jersey Nets, the New Orleans Hornets, Miami Heat, Hefelfinger Studio Photography, Rocky Widner/NBAE/Getty Images and Steve Lipofsky/www.Basketballphoto.com. Slamball photos of Jim and David Jackson were provided by SpikeTV/Robert Beck.

Printing - Southern Printing Co., Inc., of Blacksburg, Virginia.

hokiesports.com



Ticket sales for Virginia Tech men's basketball are hitting an all-time high.

VIRGINIA TECH QUICK FACTS

Location	Blacksburg, Va. 24061-0502
Basketball Address	274 Jamerson Athletic Center
Enrollment	28,000
Nickname	Hokies
Colors	Chicago maroon & burnt orange
Conference	BIG EAST Conference
Arena (Capacity)	Cassell Coliseum (10,052)
Tech's All-Time Record	1112-929
President	Dr. Charles Steger
Director of Athletics	Jim Weaver
Head Coach	Seth Greenberg (Fairleigh Dickinson, 1978)
VT Record/Years	0-0 (first year)
Overall Record/Years	213-170 (13 years)
Assistant Coaches	Brad Greenberg (American, 1977) Ryan Odom (Hampden-Sydney, 1996) Eric Skeeters (Coppin State, 1997)
Administrative Assistant	Art Zeno
Assistant to Head Coach	Rick Hall
Basketball Trainer	Keith Doolan
Basketball Secretary	Sharon Spradlin
2002-03 Record	12-17†
Conference Record/Finish	4-12 (7th in East)
Starters Returning/Lost	2/3
Letterwinners Returning/Lost	7/4
Newcomers	5
Sports Information Director	Dave Smith
Assistant SID/Basketball Contact	Bill Dyer
SID Secretary	Donna Smith

†Includes forfeit by St. Bonaventure

DIRECTORY

Athletic Department	(540) 231-6796
Men's Basketball Office	(540) 231-6725
Sports Information Office	(540) 231-6726
Sports Information Fax	(540) 231-6984
Dyer's Office Phone	(540) 231-8852
Dyer's Home Phone	(540) 552-8462
Dyer's E-mail Address	wdyer@vt.edu
Web site	www.hokiesports.com

MEDIA INFORMATION



MEDIA INFORMATION

Press Services

The Virginia Tech Sports Information Office will be available throughout the 2003-04 basketball season to accommodate any media requests. Following are some guidelines that will make it easier for media members to cover the Virginia Tech men's basketball team. Any additional questions should be directed to Bill Dyer, assistant sports information director.

Press Credentials

Requests for press credentials are screened with care to ensure a working press row. Traditional print, television and radio (media agency) regularly assigned to cover Virginia Tech and the visiting school will receive first priority, as well as national news-gathering agencies. Credentials for on-line Internet sites will be granted to Virginia Tech operated Web sites, the visiting team's official Web site and the BIG EAST Conference's official Web site.

Requests should be made in writing on company letterhead at least 10 days prior to the game to guarantee consideration. Requests should be directed to Bill Dyer, assistant SID.

All other qualifying credential requests, and requests made the week of the game will be filled on a space-available basis.

Any abuse of a working credential will result in the media agency losing credential privileges.


Additional Accreditation Guidelines

- Only full-time, salaried employees intending to provide actual game coverage may receive a credential.
- A requesting media agency must represent a collective, organizational editorial voice, not simply the offerings of a single individual.
- Membership in a writer's association does not automatically qualify an agency for credentials.
- A media agency may assign one of its credentials to its on-line entity.
- An on-line entity, not associated with a traditional media agency, may qualify for one credential, subject to the following conditions:

An on-line entity may receive a credential only if its own full-time staff writes a majority percentage of that site's own material.

On-line entities that focus primarily on Virginia Tech athletics and also sponsor message boards or chat rooms may receive credentials provided they adhere to a policy that requires that a posted message or opinion is identified with the actual name and city of the individual.

Any on-line service that is recognized as an outlet intended primarily for the purpose of delivering news related to the recruitment of



student-athletes will not qualify for credentials.

On-line entities will not receive photography credentials.

On-line entities (other than those identified above) registering 20,000 legitimate unique users per month in each of the past 12 months will be given first consideration.

"Real-time" transmission of digital images, audio and data, including live game play-by-play and statistics, of any home game is the exclusive property of Virginia Tech and/or its rights holder(s). "Real-time" is defined as "live continual coverage or description of an event."



Photo Credentials

The NCAA has established a control policy to keep the court free from congestion. Only photographers on assignment and members of the television media are given photo credentials. Free-lance or amateur photographers will not be issued credentials. Accredited photographers may work along the playing floor at both ends behind the restriction line established by the NCAA.

Media Will Call

In most cases, credentials will be mailed. Credentials may be picked up the day before a game from secretary Donna Smith in the Sports Information Office. Credentials not mailed or picked up will be held at the Will Call Window located at the front entrance to Cassell Coliseum.

Parking

Media parking is available in the lot across from Cassell Coliseum. The entrance to this lot is on Spring Road. Requests for parking credentials should be submitted to Bill Dyer.

At the Game


Cassell Coliseum is the site of Hokie home basketball games. There is no smoking permitted in Cassell Coliseum. The working press area is located courtside on the main floor. Visiting radio stations will be seated on press row. Virginia Tech grants broadcast rights to the official radio outlet of the visiting team on a reciprocal basis.

Game Services

The Tech Sports Information Office will be at your service throughout the game. All media will be provided game programs, rosters, press guides and other pertinent information. Computer generated statistics will be available at halftime and at the conclusion of the game. Information provided includes: play-by-play and individual and team statistics in standard NCAA box score format and a shot chart. A pregame meal is served, starting approximately one and one-half hours before tip-off in Room 309B and refreshments are available throughout the game. Members of the media work in a modern press room, which is located on the third floor of the Coliseum in Room 309B. There are four phone lines available on a first-come, first-served basis.

Postgame Interviews

The Virginia Tech lockerroom and player lounge are closed to the media. Coach Seth Greenberg and the visiting coach will hold



postgame press conferences in the utility gymnasium across from the Tech locker room. The visiting coach will go first, followed by Coach Greenberg after his post-game radio interview. Tech basketball players will also be available for interviews in the utility gymnasium after a short cooling-off period. Media access to visiting players will be determined by the visiting SID.

Interview Policy

Virginia Tech's coaches and players will be available throughout the season for interviews by members of the news media. It is important, however, that all requests for interviews be made through the Sports Information Office at (540) 231-6726. Please allow at least 24 hours notice for a request. Media members wishing to attend practice should contact the Sports Information Office the day before the practice to be attended. This season, Virginia Tech practices are closed following the first 15 minutes.

Calling Coach Greenberg

The best way to reach Coach Seth Greenberg, other than on the BIG EAST conference call, is through the Sports Information Office at (540) 231-6726.

The BIG EAST on the Web

The BIG EAST site on the Internet is available at bigeast.org. The site contains current information on all facets of the BIG EAST Conference. In addition, in-game scores will be updated in-progress. Please contact Rob Carolla in the BIG EAST media relations department for more information.

Tech Web Site

Notes, releases, statistics and other pertinent information are available on Tech's official Web site, hokiesports.com. The Web site will also have live stats during each home game.

MEDIA OUTLETS

Wire Service

ASSOCIATED PRESS

Hank Kurz, Jr.
Suite 1380
700 E. Main Street
Richmond, VA 23219
(804) 643-6646

Newspapers

hokiesports – the newspaper

Jimmy Robertson, Editor
367 Jamerson Ath. Center
Blacksburg, VA 24061-0502
(504) 231-4134

NEWS-MESSENGER

David Grimes, SE
PO Box 419
Christiansburg, VA 24073
(540) 382-6171

BLUEFIELD DAILY TELEGRAPH

Bob Red, SE
PO Box 1599
Bluefield, WV 24701
(304) 327-2811

BRISTOL

HERALD-COURIER

Michael White, SE
Bucky Dent, SW
320 Morrison Blvd.
Bristol, VA 24201
(276) 669-2181

COLLEGIATE TIMES

Sports Editor
363 Squires Student Ctr.
Blacksburg, VA 24061-0546
(540) 231-9865

DANVILLE

REGISTER & BEE

John Coscia, SE
700 Monument Street
Danville, VA 24541
(434) 793-2311

FREDERICKSBURG

FREE LANCE STAR

Steve DeShazo, SE
616 Amelia Street
Fredericksburg, VA 22401
(540) 373-5000

KINGSFORT

TIMES NEWS

Ron Bliss, SE
George Thwaites, SW
701 Lynn Garden Drive
Kingsport, TN 37660
(423) 246-8121

LYNCHBURG NEWS

& DAILY ADVANCE

Kelly Villiers, SE
Gary Crockett, SW
101 Wyndale Drive
Lynchburg, VA 24501
(434) 385-5554

NEWPORT NEWS

DAILY PRESS

Doug Roberson, SE
Norm Wood, SW
David Teel, Columnist
7505 Warwick Blvd.
Newport News, VA 23607
(757) 247-4637

NORFOLK

VIRGINIAN-PILOT

Charles Riebel, SE
Paul White, Sportswriter
Bob Molinaro, Columnist
Tom Robinson, Columnist
150 W. Brambleton Ave.
Norfolk, VA 23510
1-800-446-2012
(757) 446-2630

PULASKI

SOUTHWEST TIMES

Dave Bissett, SE
PO Box 391
Pulaski, VA 24301
(540) 980-5220

RICHMOND

TIMES-DISPATCH

Jack Berninger, SE
Mike Harris, SW
John Markon, Columnist
Bob Lipper, Columnist
300 E. Franklin Street
Richmond, VA 23219
(804) 649-6445

ROANOKE TIMES

Bill Bern, SE
Randy King, Beatwriter
PO Box 2491
Roanoke, VA 24010
(540) 981-3221

SOUTH BOSTON

NEWS & RECORD

Tucker McLaughlin, SE
P.O. Drawer 100
South Boston, VA 24592
(434) 572-2928

WASHINGTON POST

George Solomon, SE
1150 15th Street, NW
Washington, DC 20071
(202) 334-7350

Radio

BILL ROTH

Director of Broadcast
Operations
ISP Sports
Blacksburg, VA 24060
(540) 961-7604

MIKE BURNOP,

VT Radio

New River Office Supply
2605 Ramble Road
Blacksburg, VA 24060
(540) 961-7604

WBRW

Rick Watson, SD
Box 3788
Radford, VA 24143
(540) 633-5330

VIRGINIA NEWS NETWORK

Gary Hess
3245 Basie Road
Richmond, VA 23228
(804) 697-6651

Television

WDBJ-TV

Mike Stevens, SD
PO Box 7
Roanoke, VA 24022
(540) 985-3623

WLSL-TV

Justin Ditmore, SD
PO Box 10
Roanoke, VA 24022
(540) 981-9126

WSET-TV

Dennis Carter, SD
2320 Langhorne Road
Lynchburg, VA 24501
(434) 528-1315

WCYB-TV

Paul Johnson, SD
101 Lee Street
Bristol, VA 24201-4355
(276) 645-1555

WTVR-TV

Lane Casadonte, SD
VT: Greg Burton
3301 W. Broad Street
Richmond, VA 23230
Phone (804) 254-3645

WAVY-TV

Bruce Rader, SD
VT: Brian Parsons
300 Wavy St.
Portsmouth, VA 23704
(757) 393-1010

WTKR-TV

Ted Alexander, SD
720 Boush Street
Norfolk, VA 23510
(757) 446-1000

WVEC-TV

Scott Cash, SD
VT: Scott Cash,
Brian Smith
613 Woodis Avenue
Norfolk, VA 23510
(757) 625-1313

WWBT-TV

Ben Hamlin, SD
PO Box 12
Richmond, VA 23218
(804) 233-5461

WRIC-TV

Rick Stoss, SP
301 Arboretum Place
Richmond, VA 23236
(804) 330-8888

WVVA-TV

Greg Carter, SD
PO Box 1930
Bluefield, WV 24701-1930
(304) 325-5487

SPORTS INFORMATION DIRECTORY

Virginia Tech Sports Information

460 Jamerson Athletic Center
Blacksburg, VA 24061

Office Phone: (540) 231-6726

Office Fax: (540) 231-6984

Dyer at Home: (540) 552-8461

Web Site: www.hokiesports.com



Dave Smith

Sports Information Director



Anne Panella

Associate SID



David Knachel

Assistant SID



Bryan Johnston

Assistant SID



Bill Dyer

Assistant SID

(Men's Basketball)



Torye Hurst

Assistant SID



Donna Smith

Secretary



VIRGINIA TECH ATHLETICS DEPARTMENT

Jamerson Athletics Center/Cassell Coliseum/Merryman Center Blacksburg, VA 24061

(All phone numbers are area code 540)

ADMINISTRATION

- Director of Athletics Jim Weaver .231-3977
Senior Associate Director of Athletics/Senior Woman Administrator Sharon McCloskey .231-3977
Senior Associate Director of Athletics for External Affairs David Chambers .231-2371
Associate Director of Athletics for Internal Affairs Tom Gabbard .231-6265
Associate Director of Athletics for Administration Jon Jaudon .231-5497
Associate Director of Athletics for Football Operations John Ballein .231-9991
Associate Director of Athletics for Financial Affairs Randy Butt .231-7530
Assistant Director of Athletics for Compliance Tim Parker .231-5497
Assistant Director of Athletics for Marketing and Promotions Tim East .231-6600
Assistant Director of Athletics for Athletic Performance Mike Gentry .231-2984
Assistant Director of Athletics for Ticketing Services Sandy Smith .231-6731

ADMINISTRATIVE SUPPORT

- Administrative Staff Assistant Carmela Smith .231-3977
Secretary, Internal Affairs Margaret Brown .231-6265
Secretary, External Affairs Jean Ann Bailey .231-2371
Secretary, Administration Joyce Wynn .231-5497
Secretaries, Olympic Sports Marianne Baffi .231-3671
Diane Buckland .231-5037
Lisa Maddox .231-9415
Elaine Flippo .231-7741
Melissa Jones .231-9984
Secretary, Sports Medicine/Athletic Training
Department Receptionist

ATHLETIC PERFORMANCE

- Asst. A.D. for Athletic Performance Mike Gentry .231-2984
Assit. Dir. of Strength & Conditioning Jay Johnson .231-8207
Assistant Strength Coaches Emily Chones, Terry Mitchell .231-7386
Director of Sports Nutrition Amy Freel .231-9910
Sports Psychologist Gary Bennett .231-2556

BUSINESS OFFICE

- Associate A.D., Financial Affairs Randy Butt .231-7530
Human Resources Manager Pam Linkous .231-3142
Coordinator of Accounting Services Judy Smith .231-6553
Accounting Services Specialist Michelle Collins .231-6590
Accounting Services Specialist Jean Vaughan .231-6728

EQUIPMENT

- Equipment Manager Lester Karlin
Assistant Equipment Manager Eric Cross
Assistant Equipment Manager Lou Koel

FACILITIES AND GAME OPERATIONS

- Facilities & Game Operations Manager Cara Walters .231-9963
Director of Soccer Operations Jerry Cheynet .231-5128 or 231-6660
Facilities Manager (Jamerson/Cassell/Merryman) Matthew Cox .231-2199
Facilities Manager (Field House) Demie Marie .231-2191
Facilities Manager (Lane Stadium) Casey Underwood .231-6067
Coordinator of Athletics Grounds Jason Bowers .231-6067
Facilities Coordinator Dan Presley .231-9969
Facilities Manager (Tennis Center) Jerry Stevens .231-5908

HOKIESPORTS THE NEWSPAPER

- Editor Jimmy Robertson .231-4134
Assistant Editor Matt Spiers .231-3908

INTERNET AND COMPUTER SERVICES

- Director of Internet Services Peg Morse .231-6329
Webmaster Damian Salas .231-8816
Coordinator of Computer Services Brad Tilley .231-7539
Computer Services Assistant Brandon Mason .231-9361
Secretary Jean Ann Bailey .231-2371

MONOGRAM CLUB

- Director Russ Whitenack .231-9156

SPORTS INFORMATION OFFICE

- Sports Information Director Dave Smith .231-6726
Sports Information Secretary Donna Smith
Associate Sports Information Director Anne Panella .231-7684
Assistant Sports Information Director Bill Dyer .231-8852
Assistant Sports Information Director Torye Hurst .231-8823
Assistant Sports Information Director Bryan Johnston .231-3387
Assistant Sports Information Director David Knachel .231-1838

SPORTS MARKETING & PROMOTIONS OFFICE

- Assistant A.D., Marketing & Promotions Tim East .231-6600
Coordinator, Marketing & Promotions Jeremy Wells .231-2515
Assistant Director, Marketing & Promotions George Robinson .231-3236
Secretary Jean Ann Bailey .231-2371

SPORTS MEDICINE AND ATHLETIC TRAINING

- Team Physicians Dr. P. Gunnar Broilinson .231-5983
Dr. Delmas Bolin .231-5983
Director of Athletic Training Mike Goforth .231-6410
Athletic Trainers Keith Doolan, Ron Esteban, Jimmy Lawrence

STUDENT-ATHLETE ACADEMIC SUPPORT SERVICES

- Coordinator Chris Helms
Associate Coordinators Lois Berg, Colin Howlett
Athletic Advisors Katie Ammons, Renia Edwards, Drew Scales
Secretary Terrie Repass

STUDENT SERVICES OFFICE

- Director of Student Life Megan Armbruster .231-1252
Coordinator of Student Life Amy Turley .231-1934
Coordinator of Student Life Jessica Hood .231-3956
Coordinator of Academic Compliance Sandy Weber .231-2264

TICKET OFFICE

- Assistant A.D., Ticketing Services Sandy Smith
Ticket Services Coordinators Kathy Cox, Steve Medley, Clare Polly

VIDEOGRAPHY

- Director of Video Operations Kevin Hicks
Video Coordinator Tom Booth
Assistant Video Coordinator Brian Walls

VIRGINIA TECH ATHLETIC FUND, INC.

- Director of Development for Intercollegiate Athletics Lu Merritt
Assoc. Director of Devel. for Intercollegiate Athletics John Moody
Director of Development for Special Gifts and the Athletic Annual Fund Terry Bolt
Dir. of Major Gifts for Intercollegiate Athletics David Everett
Assistant Director of Development Brian Thornburg
Assistant Director of Development Tommy Graham
Accountant Sharon Linkous
Alumni Program Coordinator Diana Fain
Secretary Jane Broadwater
Fiscal Assistant Vicky Moore

BASEBALL

- Head Coach Chuck Hartman
Assistant Coaches Jay Phillips, Jon Hartness

BASKETBALL, MEN'S

- Head Coach Seth Greenberg
Assistant Coaches Brad Greenberg, Ryan Odom, Eric Skeeters
Executive Secretary Sharon Spradlin
Administrative Assistant Art Zeno

BASKETBALL, WOMEN'S

- Head Coach Bonnie Henrickson
Assistant Coaches Karen Lange, Katie O'Connor, Kelly Kramer
Executive Secretary Dianne Santolla
Director of Operations Trena Anderson

FOOTBALL OFFICE

- Head Coach Frank Beamer .231-4132
Executive Secretary Diana Clark .231-4132
Assistant Coaches Billy Hite, Bud Foster, Bryan Stinespring, Jim Cavanaugh, Tony Ball, Danny Pearman, Kevin Rogers, Lorenzo Ward, Charley Wiles
Program Support Technicians Lisa Marie .231-6368
Kristie Vermiel .231-9991
Associate A.D. for Football Operations John Ballein .231-9991
Administrative Assistant Bruce Barnes .231-2502

GOLF

- Head Coach Jay Hardwick
Graduate Assistant Coach Brian Sharp

LACROSSE

- Head Coach Tami Riley
Assistant Coaches Lisa Staedt, Julie Tice

SOCCER, MEN'S

- Head Coach Oliver Weiss
Assistant Coach Kevin Korondi

SOCCER, WOMEN'S

- Head Coach Kelly Cagle
Assistant Coaches Dan Cagle, Erin Fahey

SOFTBALL

- Head Coach Scot Thomas .231-2720
Assistant Coaches Alicia Smith, Al Brauns .231-3063

SWIMMING & DIVING, MEN AND WOMEN

- Swimming Coach Ned Skinner .231-5086
Diving Coach Bert Locklin .231-3301
Assistant Coach Liz Klink .231-9970

TENNIS, MEN'S

- Head Coach Jim Thompson
Assistant Coach Johan Sturk

TENNIS, WOMEN'S

- Head Coach Terry Ann Zawacki-Woods
Assistant Coach Kristen Stubbs

TRACK & CROSS COUNTRY, MEN'S AND WOMEN'S

- Director of Track & Field and Cross Country Dave Cianelli
Assistant Coaches Ben Thomas, Mary Jayne Harrelson, Greg Jack, Terry Winston

WRESTLING

- Head Coach Keith Mourlam .231-9357
Assistant Coach Wes Hand .231-3185

VOLLEYBALL

- Head Coach Greg Smith .231-9972
Assistant Coach Blythe Moorhouse .231-3991

TECH ON TELEVISION

Ask anyone associated with college basketball and they will tell you that the biggest change in the sport in recent years is the explosion of coverage of the game on television. And no place is that explosion better seen than at Virginia Tech.

The Hokies have gone from occasional to frequent television appearances in just a few years. When the Hokies joined the BIG EAST Conference for the 2000-01 season, Tech witnessed a jump in television exposure, both in games televised and the coverage of local, regional and national outlets. With next season's move to the Atlantic Coast Conference, the Hokies will see that exposure perhaps double in just one season.

Tech is fortunate to have all the variables for great television exposure. A loyal fan base that is interested in all Virginia Tech athletics, a cadre of local, state and regional media that follows the team, and an outstanding television package as a member of the BIG EAST Conference.



CONNECTING WITH THE HOKIES

Virginia Tech has witnessed unprecedented increases in media exposure over the past several years and with the move to the Atlantic Coast Conference for the 2004-05 season, that exposure will surely increase again.

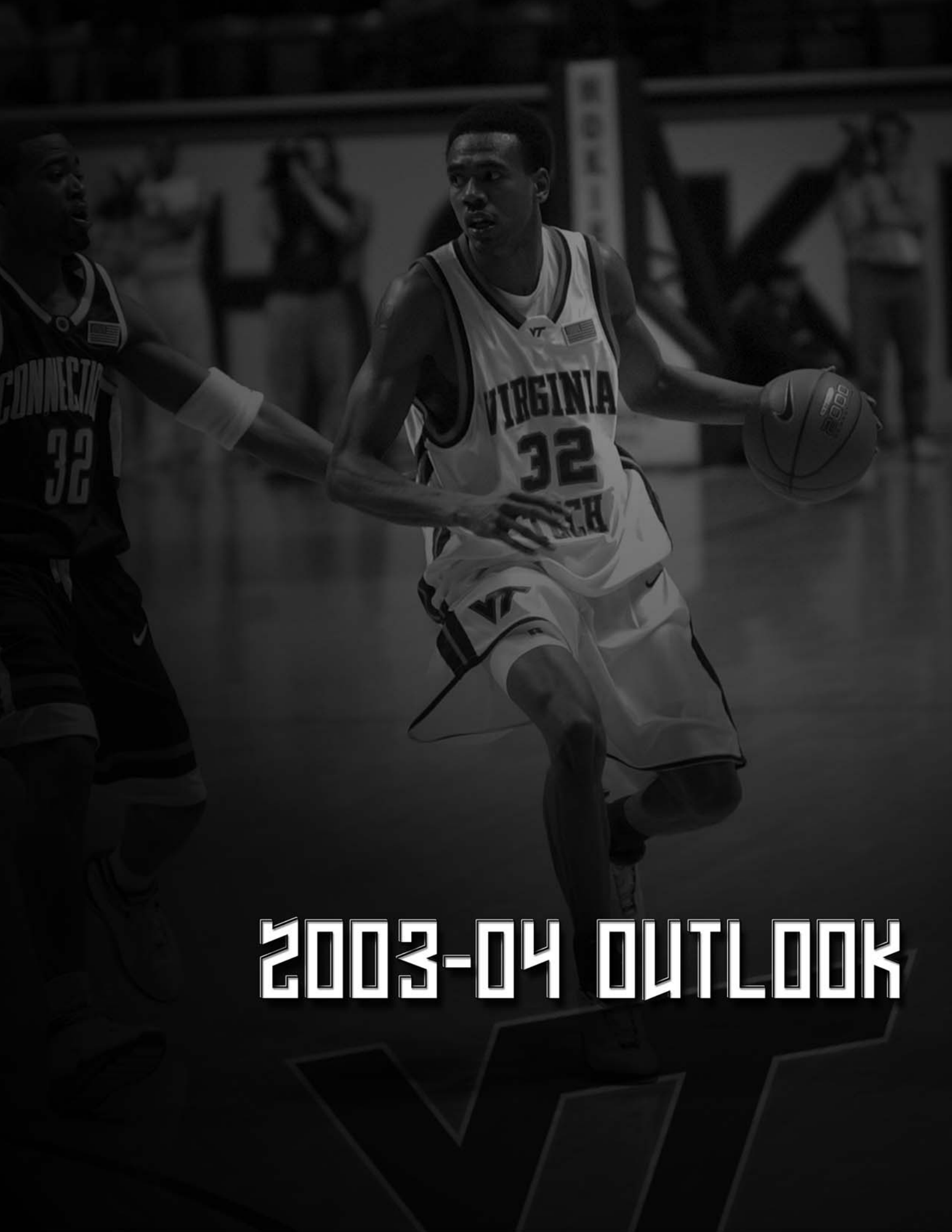
Hokie fans throughout the state, region, nation and world can find instant information on Virginia Tech athletics with the click of a mouse, the flick of a TV remote, the switching of a radio dial or the browsing of a newspaper. Media in all forms cover the Hokies home and away, and the demand for Tech basketball information grows every year.

The Virginia Tech/ISP Sports Network provides fans with game action over the airwaves and the Internet. Hokiesports.com, the athletic department's official Web site, displays live in-game statistics and features from the award-winning staff of Hokiesports – the newspaper. As a member of the BIG EAST Conference, the Hokies are a part of a comprehensive television package, and the number of newspapers covering the Hokies has increased over the years.

With the added enthusiasm of next year's entrance into the ACC, these media opportunities are sure to increase. That, added to the well-known fervor of Hokie fans around the world, leads to exciting times in the near future for Tech Basketball.



hokiesports.com



2003-04 OUTLOOK

NEW ERA BEGINS FOR TECH BASKETBALL HOKIES AIM FOR SUCCESS IN FINAL BIG EAST SEASON

There will be a new look for the Hokies this season. In the school's final year of play as a member of the BIG EAST Conference, Seth Greenberg takes over at Virginia Tech. Challenges abound, but the groundwork already laid by the new coaching staff has the Hokies primed to compete now and for years to come.

The arrival of Greenberg to Virginia Tech brings many changes to the Hokies, but one constant remains. The Hokies boast one of the top one-two punches in the BIG EAST Conference in Bryant Matthews and Carlos Dixon.

The 2003-04 edition of the Hokies will have the two most experienced wing players in the league, but question marks abound at almost every other position on the court. Perhaps never has the saying "youth and experience" been better used to describe a team.

As the summer months turned into the fall, team members used the off-season to work on individual areas that needed improvement. The weight room was just as important as the gym for many of the players during the past summer.

Though the group is young, it is talented and enthusiastic. The post is very thin, both figuratively and literally, but the back court has depth. The wing, well let's just use the word "powerful" and leave it at that, for the time being.

"I like our mix of youth and experience," Greenberg said. "We have young players that are excited about being here. They are athletic and will get better as the season goes along. They want to be coached."

The Greenberg-coached Hokies will use an attacking style of basketball, both on offense and defense. Tech will look to make its opponents react and make good plays. Fundamentals and solid defense will be at the forefront and better decisions, both shooting and ball handling will be a premium on offense.

"I think we will be an attacking team on both ends," Greenberg said. "We won't

run just to shoot the ball, we'll run to put pressure on the defense. If we can get a good scoring opportunity, that's great. If not, we'll make people defend us. We will play hard. Playing hard is not an option."

With the lack of depth in the front court, the Hokies, as a team, will have to pick up the slack in rebounding. This is not a one or two person job; it's a team concept.

"A big part of our team is going to have the guards help us rebound the ball. We do not have great depth up front. We expect to use everyone each and every game," Greenberg says.

When talking about the Hokies, one must start with the team's two seniors — Dixon and Matthews. The duo may have more minutes played than any tandem in the league. They are, at the same time, the team's top offensive threats and defensive

stoppers. A pair of bookends on the wings, their size and athletic ability make them tough to guard and, perhaps tougher to get past.

"I want Carlos Dixon and Bryant Matthews to evolve into strong senior leaders. We are fortunate to have two seniors who can make a difference. They're athletic, play hard, competitive, skilled and experienced. They have paid their dues, and I see they are hungry to have success as seniors."

Last season, Matthews became the first player in BIG EAST history to lead his team in scoring, rebounding, assists, steals and blocked shots. You name it; he did it for Tech. By the time league play ended, Matthews scored in double figures in all 16 league games and the team's final 19 games overall. He was the rare player who saw his overall scoring average rise during league action. By the time the season ended, he had established himself as one of the top players in the BIG EAST.

"We are fortunate to have two seniors who can make a difference. They're athletic, play hard, competitive, skilled and experienced. They have paid their dues, and I see they are hungry to have success as seniors."

BRYANT MATTHEWS

2003-2004 SEASON OUTLOOK



To list Matthews' superlatives would take up pages of text. He made big plays at big times. He led his team to wins over Virginia and nationally-ranked Connecticut. But most importantly to the team, he proved that hard work and added maturity can make you a better player.

"Bryant Matthews is very quick off the ground and has an excellent first step. He was the hardest worker in our individual workouts. He's a guy that can play more than one position. He's perfect for the way I play. I like big wing players. I want him to lower his turnover numbers and make better decisions on the court," Greenberg says.

With the loss of many front court players during the off-season, Matthews may be called upon to move, at times, from the wing to one of the post positions. As a freshman, Matthews was forced to play a great deal at the four spot; this time around, he is more physically prepared.

"I may look to slide Bryant Matthews to one of the front court positions and use his quickness, athleticism and his ability to make plays in the front court. We can create mismatches by allowing Bryant to use his quickness and athleticism against bigger, slower players. He has proven the ability to rebound the ball and that should not change for whichever position he plays."

If you are a BIG EAST coach, the most frightening thing about Matthews is the knowledge that, with his work ethic and natural ability, he will do nothing but get better. He should enter his senior season bigger, stronger, faster and coming off a summer of jump shots and lifting weights. He will improve, that is a given.

To many, the drive for the BIG EAST Tournament ended on a normal looking play with six minutes remaining in the first half at Miami. When Carlos Dixon landed on his foot awkwardly and fractured his fifth metatarsal, the hot Hokies went into a tailspin. Through grit and determination, Dixon rejoined his teammates after a remarkable four game absence. Although he played at a high level for most, he was not the same player.


As school began, Dixon was forced to have surgery after breaking the same bone again. Though he will miss all the

preseason conditioning, he should be ready for the start of the regular season.

Dixon was third on the team in scoring and second in assists and blocked shots. In the games leading up to the injury, he had also established himself as a defensive stopper in man-to-man and a tough wing to shoot over in the 2-3 zone.

As his senior season begins, Dixon teams with Matthews to give Greenberg and his staff something to be envied; a senior duo that can play a number of positions and guard the two most talented players on the opposing team.

"Carlos Dixon is another multi-positional player. He can play the point, he has the ability to make shots, and he has the ability to take people off the dribble. We can post him up some because of his size. He's a solid defender because he has quick feet and good anticipation. He has to improve his shot selection. He's a good shooter that, if he took better shots, would be a very good shooter," Greenberg says.



CARLOS DIXON

The Hokies got a lot thinner in the front court when junior Dimari Thompkins did not return to school due to personal and family reasons. The loss of the only upperclassman among the post players will cause the remaining three post players to step it up.

"We'll miss Dimari Thompkins because he played a great deal the last two seasons, but I'm confident that the players that have the opportunity will step up and seize the moment and make the most of it," Greenberg says.

Last year's freshman class will have to step up this season. The two returning post players will have even more expected of them.

"Our front court is going to be extremely young. We need Philip McCandies and Allen Calloway to step up and seize the opportunity that has been presented to them. Coleman Collins is extremely gifted and athletic. He needs to continue to get stronger and to learn how hard you need to play and the process of learning the intensity of basketball at the very highest level. But his talent and athleticism are undeniable."

Last year, Calloway and McCandies got the opportunity to see significant playing time. This season, more will be asked of this duo. The summer was very important to these two returning players. Each

worked hard on conditioning and conditioning may be the biggest thing standing between them and success in the league.

It's easy to group Calloway and McCandies together. The rising sophomores are very similar in size and had very similar numbers in their freshman

campaigns. But let's not look past what gives these two bright futures at Tech.

McCandies is a driven young man who wants to succeed. With added strength and toughness, he could be a rising star in the post for Tech. His improvement could be swift and noticeable, since his desire to improve is strong.

"I've been impressed with Philip McCandies. He has a strong work ethic and wants to do the right thing. I think he's driven to be successful. He's not afraid of the weight room. He's not afraid of working hard. He's getting stronger," Greenberg says.

Calloway is one of the quickest and most athletic players on the team. An explosive leaper who has a good nose for the ball, Calloway, like McCandies, needs strength and size. Both are players who will have to play a lot of minutes this season. The only variable is the increased size.

"Allen Calloway is an outstanding runner and jumper. He's quick off the ground and explosive. He's just learning the game. We have to work with him and teach him a go-to move, and to use his athleticism to his advantage and become an excellent offensive rebounder. He should be able to be a good off-ball defender because he is so quick. He's a guy that has outstanding upside, but he's got to get a body that matches his athleticism."

Fabian Davis has a world of talent and a good idea of what it takes to be successful. The summer months were invaluable to him, as the shape he is in when practice starts will have a direct correlation to the amount of playing time he receives. He has the talent to succeed in this league.

"Fabian Davis also needs to get in shape," Greenberg says. "At one time, he

was a high-level athlete. He is not in the shape he needs to be in to compete at the highest level. He has strength and I'm impressed with his competitiveness. Basketball is important to him. He has

some maturity to him. He appears to have a touch and three-point potential."

The same can also be said for Shawn Harris. At 230

pounds, Harris was a steady, able reserve for the Hokies as a freshman. Greenberg believes that a thinner, better-conditioned Harris is needed to take the next step for Tech. He has a good feel for the game and could emerge as a leader on this team. He is a solid two-guard who can shoot from the perimeter and is not afraid of going to the hoop and getting involved.

"Shawn Harris has a good feel for the game, but he has to get in shape. He's got to

get to the point where he's as light as he can be, so he can defend in this league. He's competitive, has the ability to make shots and I've been really impressed with his leadership skills. He's a very solid person."

Markus Sailes saw little playing time at the point last season, but when he did get to play, it was usually impressive. Without Brian Chase and Eric Branham, Sailes will be asked to assume more time at the point, but once again, the strength word pops up. He needs to get bigger and stronger and then work with the staff to

improve his perimeter shooting. He is a coachable player who is smart and wants to improve. He has the size needed to play the point successfully in the BIG EAST.

"Markus Sailes has done a good job this summer. He's long and rangy for a point guard. He can be an effective defender because he has good quickness and is long. He has to get stronger to be able to get through screens and with that strength should come more toughness. He has a good feel for the game. We have to work on his release and shooting mechanics," Greenberg says.

The Hokies will have five newcomers this season. Two newcomers, Coleman Collins and Jamon Gordon, were signed in the fall by the previous staff and point guard Zabian Dowdell was signed in April by Greenberg. Greenberg was also able to add three talented walk-ons, Chris Tucker, Davis Stubbs and Myckael Lattimore. This group, like everyone else on the team, will be given every opportunity to earn playing time.

Collins is a 6-8, 215-pound forward from Stone Mountain, Ga., who has just turned 17-years-old. Collins has a bright future at Tech. He is strong and athletic and also possesses a strong work ethic, both on and off the court. Though he may be a work in progress, Greenberg believes he could become something special.

"Coleman Collins just turned 17, and has exciting potential. He was third in the state of Georgia in the 400-meter dash, so we know he can run the floor. He's a guy who will improve in front of your eyes. He wants to do well. Being here this summer and having the opportunity to work with our strength and

conditioning staff and get stronger was important. He has a chance to be an outstanding player."

With the loss of Thompkins, Collins will be expected to contribute right away in the post. Greenberg thinks that the young man from Georgia will respond well to the challenge.

FABIAN DAVIS

"I like our mix of youth and experience... We have young players that are excited about being here."

— Head Coach Seth Greenberg

"Coleman Collins is extremely gifted and athletic. He needs to continue to get stronger and to learn how hard you need to play and the process of learning the intensity of basketball at the very highest level. But his talent and athleticism is undeniable," Greenberg says.

Gordon is a guard from Jacksonville, Fla., who will be used at both guard spots. He is very athletic and should become an outstanding defender. He is not afraid of penetrating and with added strength, should be a valuable player in the future for Tech.

"Jamon Gordon is a guard that is probably the most gifted athlete of the group. He's a quick jumper. He has the ability to get into the lane and go over people. He's going to be an outstanding defender because he has good feet. I think he's very competitive," Greenberg adds.

Dowdell was Greenberg's lone signee, but may be exactly what the Hokies need—a true point guard. With the loss of Chase and Branham, he and Sailes will be given every opportunity to earn the starting spot at point. He has outstanding court sense and passes the ball well. He also is a good perimeter shooter and has quickness and speed. Once again, added strength is needed to improve his game.

"You have three guys that are each a little different. Zabian Dowdell has a pure position; he's a point guard. He can pass the ball and has a good touch. He shoots the ball well enough to keep people honest. He has to get stronger. He has the ability to penetrate and has a good burst of speed. He's going to have to learn to get tougher on the defensive end, like every freshman," Greenberg says.

Tucker is another in a long line of Hokies from Fork Union. An area player who has always wanted to play for Tech, Tucker is a big forward who should only get stronger. He can make the shots needed and could see immediate time up front for Tech.

"Chris Tucker is a big, rangy, raw-boned kid who can make shots. He's been well coached, and is competitive. Once he gets in our weight room on a regular basis, he could evolve into a physical front court player."

Tucker could also see increased time due to the lack of depth in the front court. Greenberg thinks that everyone on the team will be needed to help.

"Chris Tucker will be part of that. Chris can shoot the ball; he has a good feel for the game. He can pass the ball. If we are forced to play four out, he is another player who can use his skill against bigger players."

Stubbs is also a prep school player walking on at Tech. Originally from Asheville, N.C., Stubbs was injured last season at New Hampton Prep, but could be quite a find for the Hokies. He is also a true point guard and could see time as a freshman in the backcourt.

"Davis Stubbs got hurt this past year, but has a good feel for the game. He can pass the ball and has good quickness. He has a pure position, point guard, which is important in this season."

As the school year began, another walk-on, Mykhael Lattimore joined the team. A wing player from New Jersey, Lattimore will be given the opportunity to contribute right away for the Hokies.

Though there are many unknowns for the Hokies as the school year begins, the return of Dixon and Matthews gives Tech a solid foundation. The experience that the sophomore class gained last season was invaluable and the talent of the freshmen gives the Hokies hope that, not just the future, but the near future, will be bright.

"There has to be a consistency to how we play," Greenberg concluded. "You can't take plays off. You have to be competitive, tough and win 50-50 balls to win in any league. We have to win the hustle points."


With the start of the fall semester, the coaching staff has all the players back in school and has had time to work individually with the team. Greenberg has been very impressed with what he has seen, so far.

"I'm very pleased with our players' work ethic. We've been slowed a little bit because of Allen Calloway's high ankle sprain, which has limited the opportunity that he's had to work. We need to find a way for these players to be successful. They are buying into the commitment you need to make to be successful."

The challenges are there, but so is the effort and commitment.

The Hokies enter the year optimistic and ready. They can't wait to get on the court and get to work.

That's how winners are made.



PHILIP MCCANNIES



2003-2004 VIRGINIA TECH HOKIES

2003-2004 TU PHOTOS



#21
Allen Calloway
F 6-8 205 So.
Gretna, Va.




#33
Coleman Collins
F 6-8 215 Fr.
Stone Mountain, Ga.



#4
Fabian Davis
F 6-6 215 So.
Durham, N.C.



#32
Carlos Dixon
G/F 6-7 195 Sr.
Salisbury, N.C.




#1
Zabian Dowdell
G 6-2 190 Fr.
Pahokee, Fla.



#2
Jamon Gordon
G 6-3 190 Fr.
Jacksonville, Fla.



#23
Shawn Harris
G 6-4 215 So.
Ettrick, Va.



#15
Mykhael Lattimore
G 6-4 195 Fr.
Morristown, N.J.



#22
Bryant Matthews
G/F 6-7 215 Sr.
Columbia, S.C.



#25
Philip McCandies
F 6-9 215 So.
Winston-Salem, N.C.



#24
Markus Sailes
G 6-5 205 So.
Richmond, Va.



#3
Davis Stubbs
G 6-1 170 Fr.
Asheville, N.C.



#42
Chris Tucker
F 6-7 200 Fr.
Fincastle, Va.



2003-2004 VIRGINIA TECH COACHES



Seth Greenberg
Head Coach



Brad Greenberg
Assistant Coach



Ryan Odom
Assistant Coach



Eric Skeeters
Assistant Coach

A grayscale photograph of a man in a suit and tie speaking at a press conference. He is looking slightly to his left. In the foreground, there are several microphones, one of which has an 'abc' logo. The background is dark and out of focus, showing some indistinct shapes and a large 'V' logo at the bottom. The text 'MEET THE COACHES' is overlaid in a bold, white, stylized font across the lower half of the image.

MEET THE COACHES

SETH GREENBERG

HEAD COACH

A new era in Virginia Tech men's basketball began on April 3, 2003, as the Hokies introduced Seth Greenberg as their 27th head coach. A proven program

builder, an admired and innovative tactician and an experienced recruiter, Greenberg takes over a Tech program that aspires to become a winner in one of the premier leagues in the nation, The BIG EAST Conference.

"I believe we have found someone who has extensive head basketball coaching experience and beneficial recruiting ties throughout the Eastern Seaboard,"

Virginia Tech Director of Athletics Jim Weaver said. "I am pleased to welcome Seth to the Virginia Tech athletics family."

Greenberg comes to Virginia Tech from the University of South Florida, where he served as head coach for the past seven seasons. At USF, Greenberg had a record of 108-100.


Prior to USF, Greenberg was the head

coach at Long Beach State University, where his overall record was 105-70. In his 13 years as a head coach, Greenberg has an overall record of 213-170. An important side note is that, following his initial seasons at LBSU and USF, Greenberg compiled a 194-134 record at the two schools.

During his time at Long Beach and USF, Greenberg's teams posted impressive records against major conference opponents. Included during his Long Beach State tenure were wins over four nationally ranked teams, including a 64-49 victory against then-No. 1 Kansas at Allen Fieldhouse in 1992-93. At South Florida, his teams were 2-0 against Ohio State, had two wins over Texas, and won at Pittsburgh during the Panthers' run to the Sweet 16 in the 2001-02 season. The Bulls defeated eventual Final Four team Wisconsin in the 1999-2000 season.

At South Florida, Greenberg led the Bulls to two National Invitation Tournament appearances and victories in Conference USA play against nationally ranked opponents. In the 2002-03 season, the Bulls finished 15-14 overall and 7-9 in the National Division of C-USA. The Bulls defeated BIG EAST member Providence and NCAA Tournament participants Memphis and East Tennessee State, plus NIT participants St. Louis and





Seth Greenberg has developed many NBA players including (l-r) James Cotton, Lucious Harris and Bryon Russell.

DePaul. The Bulls led C-USA in field goal percentage defense, allowing opponents just 39.9 percent from the floor. USF was among the conference leaders in three-point defense, blocked shots and steals. The Bulls also had the C-USA individual leader in assists this past season.

"I am very excited about the challenge and opportunity presented at Virginia Tech," Greenberg said. "Everything is in place to have one of the elite programs in the BIG EAST Conference. I look forward to visiting with Coach Foster, Coach DeVoe and Coach Moir to pick their brains regarding the process they went through to build a rich Virginia Tech tradition.

"My family and I are excited about the move to Blacksburg and getting involved in the community," Greenberg continued. "My wife and I have always embraced the communities in which we've lived. Virginia Tech is a state

university, and I feel it's important and part of our mission to reach out and make a difference in the community."

A 1978 graduate of Fairleigh Dickinson, Greenberg was a four-year letterwinner under head coach Al Lobalbo. His father, the late Ralph Greenberg, played at Long Island University under coaching legend Clair Bee, college basketball's all-time winningest coach.

Greenberg began his coaching career as an assistant at Columbia in 1978. He moved to Pittsburgh two years later where he made two trips to the NCAA Tournament in three years with the Panthers. He then spent the 1983-84 season at Virginia, helping the Cavs reach the Final Four before moving on to Miami as an assistant under future Virginia Tech head coach Bill Foster. There, he helped revive a program that had been dormant for a number of years.

Greenberg first went to Long Beach as associate head coach under Joe Harrington and, three years later, replaced Harrington when he accepted the head coaching position at Colorado. In his six seasons at LBSU, Greenberg led the 49ers to two NCAA Tournament appearances and one NIT appearance. He led LBSU to two Big West Conference championships and one Big West regular season title. While at LBSU, the 49ers defeated four nationally ranked teams. Greenberg also tutored two current NBA players — Bryon Russell (Utah), and Lucious Harris (New Jersey), and former NBA player Juaquin Hawkins.

Greenberg and his wife, Karen, are the parents of three daughters, Paige, 15, Ella, 12, and Jacqueline, 8. He is active in a number of organizations and causes, including the Great American Teach-In, the American Heart Association and Coaches vs. Cancer.

THE SETH GREENBERG FILE

Year-by-Year Coaching Records

Year	School	Record	Accomplishments
2002-03	South Florida	15-14	13-2 home record
2001-02	South Florida	19-13	NIT; most wins since '91-92, 3rd-most in USF history
2000-01	South Florida	18-13	defeated No. 25 Texas
1999-00	South Florida	17-14	NIT; C-USA Co-Champs National Division
1998-99	South Florida	14-14	win at Texas; first ever win at Marquette
1997-98	South Florida	17-13	defeated No. 23 FSU
1996-97	South Florida	8-19	Top 25 recruiting class
1995-96	Long Beach	17-11	Big West Champs
1994-95	Long Beach	20-10	NCAA Tournament; Big West Tournament Champs
1993-94	Long Beach	17-10	Big West Runner-up
1992-93	Long Beach	22-10	NCAA Tournament; Big West Tourn. Champs; Two NBA picks
1991-92	Long Beach	18-12	NIT
1990-91	Long Beach	11-17	Top 20 recruiting class
13 seasons		213-170	5 postseason berths

COACHING EXPERIENCE

Head Coach, University of South Florida, 1996-2003
 108-100 record (.519)
 Head Coach, Long Beach State University, 1990-96
 105-70 record (.600)
 Associate Head Coach, Long Beach State University, 1987-90
 Assistant Coach, University of Miami, 1985-87
 Assistant Coach, University of Virginia, 1983-84
 Assistant Coach, University of Pittsburgh, 1980-83
 Assistant Coach, Columbia University, 1978-80

POSTSEASON APPEARANCES

NIT – 1992, 2000, 2002 (Head Coach) 1988, 1990 (Assistant Coach)
 NCAA Tournament – 1993, 1995 (Head Coach) 1981, 1982, 1984 Final Four (Assistant Coach)

PERSONAL

Born April 18, 1956, Plainview, N.Y.
 High School John F. Kennedy '74
 College Fairleigh Dickinson University '78
 Family Wife Karen, daughters Paige (15), Ella (12) and Jacqueline (8)

EDUCATION

B.A., Broadcast Journalism,
 Fairleigh Dickinson University, 1978



Head coach Seth Greenberg at the Merryman Center with his wife, Karen, and their three daughters (l-r) Paige, Jacqueline and Ella.

A TALK WITH HEAD COACH SETH GREENBERG

Q: How has your first six months at Virginia Tech been?

A: "I've been really pleased with the transition so far. The players have been extremely receptive. The community has embraced us. The commitment from the administration has been genuine, sincere and legitimate. It's been an exciting, invigorating last six months.

Q: How has the ACC move affected the way that you go about your job?

A: "We are coaching and working in the present and recruiting for the future, so really, it hasn't affected the way we do our jobs. We don't talk with our players about the ACC, but you recruit for the future and we recruit with the ACC in mind. I don't mean that in terms of a level of player, but we are recruiting to a geographic footprint that fits our institution. We need to be successful in Virginia, North Carolina and Maryland and that's been a focal point. I'd be lying if I didn't say that the ACC was a great calling card. But the BIG EAST is a magnificent calling card, also.

Q: What are some of the challenges this team faces this season on the court?

A: "We have very limited depth in terms of 10 scholarship players, very limited depth in the front court and an unproven point guard. I think there are two players that are proven commodities in the BIG EAST; two 1,000 point scorers that have played well at a high level. Going into the season, we pretty much know what we're going to get out of Bryant Matthews and Carlos Dixon, although Dixon's health is a concern. After that, it's just one big question mark. We are asking players that averaged two points a game to be competitive at the very highest level of college basketball. Until someone has done it, we can't say that they are able to do it. But they are sure going to get an opportunity to do it.

Q: What's been the key to getting your foot in the door so quickly with big name recruits?

A: "The Virginia Tech brand is a very strong brand. The institution sells itself. The success of our football team gives us a model to follow. And we are not afraid to ask. You can't get the prettiest girl in school to go out on a date with you unless you ask her. You can't be successful in any business unless you try. The ACC has been a real boost for us. But, its one thing to get the date, the next thing is to get her to marry you.

Q: What are some of the traits that Hokie fans will see in your teams in time?

A: "First and foremost, we want to play hard. We want to be consistent. We are going to compete, each and every day and each and every play. We are going to be physical, defensively and be a changing defensive team. I think we will be an attacking team on both ends of the floor. We can't just be happy to be in the ACC, we have to compete in the ACC.

Q: How difficult is it to find players who can compete both athletically and academically?

A: "Virginia Tech is a special place. There are no remedial classes. You've got to be ready to do your work at a high level. We have a great academic support system in place. The people that we are going to get are going to be people that want to be successful in life as a Virginia Tech graduate. The education that we are selling is going to open doors to the future.

Q: What do you want people to know about your team and your program?

A: "It's not going to get fixed overnight, but it's going to get fixed. It's going to get fixed the right way. We are going to fix it with program players, with players who are committed to being here, players that want a Virginia Tech degree. Also, we are really working hard to embrace the former players and coaches, the people that make up the history of Virginia Tech basketball. We want to get them involved and make them feel it's their program again. We are going to work as hard as we can, each and every day.

BRAD GREENBERG

BRAD GREENBERG

ASSISTANT COACH

Brad Greenberg begins his first season as assistant men's basketball coach at Virginia Tech. He was the first assistant hired when his brother, Seth, was named head coach.

Greenberg comes to Tech with 25 years of successful NBA and NCAA coaching, management and media experience. Greenberg served the past two seasons as director of basketball operations at the University of South Florida. He was general manager and vice president of basketball operations for the Philadelphia 76ers from 1996-97. While with the Sixers, Greenberg drafted Allen Iverson, the 2001 NBA MVP.

Greenberg spent eight seasons with the Portland Trail Blazers. From 1989-92, he served as the Blazers' director of player personnel and from 1992-95 was the team's vice president of player personnel. During those years he helped draft three college players who have gone on to earn the NBA Sixth Man of the Year awards (Cliff Robinson drafted No. 36 in the 1989 draft, received the award in 1993, Anthony Mason, drafted No. 53 in 1988, received the award in 1995 and Aaron McKie, drafted No. 17 in 1994, received the award in 2001).

Greenberg also successfully helped acquire or

recruit for the Trail Blazers Buck Williams, Rod Strickland, Danny Ainge, Mark Bryant, Tracy Murray, Robert Pack and Drazen Petrovic (the premier European player of his time).

Before his time in Portland, Greenberg was an assistant coach with the New York Knicks during the 1986-87 season and the Los Angeles Clippers from 1984-86. During those seasons he helped coach two of the NBA's all-time greatest players, Patrick Ewing and Bill Walton.

He has also served as a player personnel consultant with the Denver Nuggets, Washington Bullets and Orlando Magic, along with assisting the NBA Scouting Service - The Court Report, and the J & J World and European Basketball Registers.

He got his start in coaching at his alma mater, American University. From 1978-84, he was an assistant coach at St. Joseph's University in Philadelphia, also serving as the Hawks' recruiting coordinator. While at St. Joe's, the Hawks made two NCAA and three NIT appearances. In the 1980-81 season, St. Joe's made the NCAA Elite Eight. Greenberg is a 1977 graduate of American with a bachelor of arts in interdisciplinary studies in athletics, the media and society. He was a three-year letterwinner for the Eagles and was the team captain as a junior and senior after playing his freshman year at Washington State University.

Off the court, Greenberg authored "The Assistant Coach - A Courtside Pocket Reference for Practice Development." He has served on a number of committees and associations, including the WNBA Rules and Competition Committee and the University of South Florida Academic Task Force. Also at South Florida, he was a presidential appointee on USF's Committee on Black Affairs.

Greenberg has also worked as a television analyst for local and regional broadcasts of USF basketball on Fox SportsNet and ESPN Regional Television, along with serving for three seasons as the television analyst for the Northeast Conference on Madison Square Garden Network. For the past three seasons he was a contributing writer for NBA.com, serving as one of the Web site's player personnel and draft experts.




Coach Brad Greenberg with his daughter Ali, and son Cory.

THE BRAD GREENBERG FILE

Full name Brad Greenberg
Date of birth Feb. 24, 1954
Hometown Manhattan, N.Y.
High School John F. Kennedy, '72
College American University, '77
Children Cory (17), Ali (12)

EXPERIENCE

- American University (Washington, D.C.) — Assistant Coach (1977-78)
- St. Joseph's University (Philadelphia, Pa.) — Assistant Coach (1978-84)
- Los Angeles Clippers (Los Angeles, Calif.) — Assistant Coach (1984-86)
- New York Knicks (New York, N.Y.) — Assistant Coach (1986-87)
- Portland Trailblazers (Portland, Ore.) — Scout (1987-89), Director of Player Personnel (1989-92), Vice President, Player Personnel (1992-95)
- Philadelphia 76ers (Philadelphia, Pa.) — General Manager, Vice President Basketball Operations (1996-97)
- University of South Florida (Tampa, Fla.) — Director of Basketball Operations (2001-03)
- Virginia Tech (Blacksburg, Va.) — Assistant Coach (2003-present)





RYAN ODOM

ASSISTANT COACH

Ryan Odom begins his first season as an assistant coach at Virginia Tech.

Odom comes to Blacksburg from American University, where he served two seasons as an assistant under Jeff Jones. At American, Odom was responsible for the coordination of AU's recruiting efforts, as well as assisting in the on-court development of the program's student-athletes.

Before American, Odom spent one season as an assistant coach at UNC Asheville for head coach Eddie Biedenbach. Prior to that, he served two seasons as an assistant coach at Furman under Larry Davis and one season under Seth Greenberg at South Florida as an administrative assistant.

Odom is a 1996 graduate of Hampden-Sydney with a degree in economics. The Tigers' starting point guard for four seasons, and team captain as a senior, Odom helped lead HSC to an 80-30 overall record during his career and twice led teams to the NCAA Division III tournament. He finished his career as



Assistant coach Ryan Odom with son Connor and wife Lucia.

THE ODOM FILE

Full nameRobert Ryan Odom
Date of birthJuly 11, 1974
HometownDurham, N.C.
High SchoolR.J. Reynolds '92
CollegeHampden-Sydney, '96
WifeLucia
ChildrenConnor (2)

EXPERIENCE

University of South Florida (Tampa, Fla.) —
 Administrative Assistant (1996-97)

Furman University (Greenville, S.C.) —
 Assistant Coach (1997-99)

University of North Carolina - Asheville
 (Asheville, N.C.) — Assistant Coach
 (1999-2000)

American University (Washington, D.C.) —
 Assistant Coach (2000-2003)

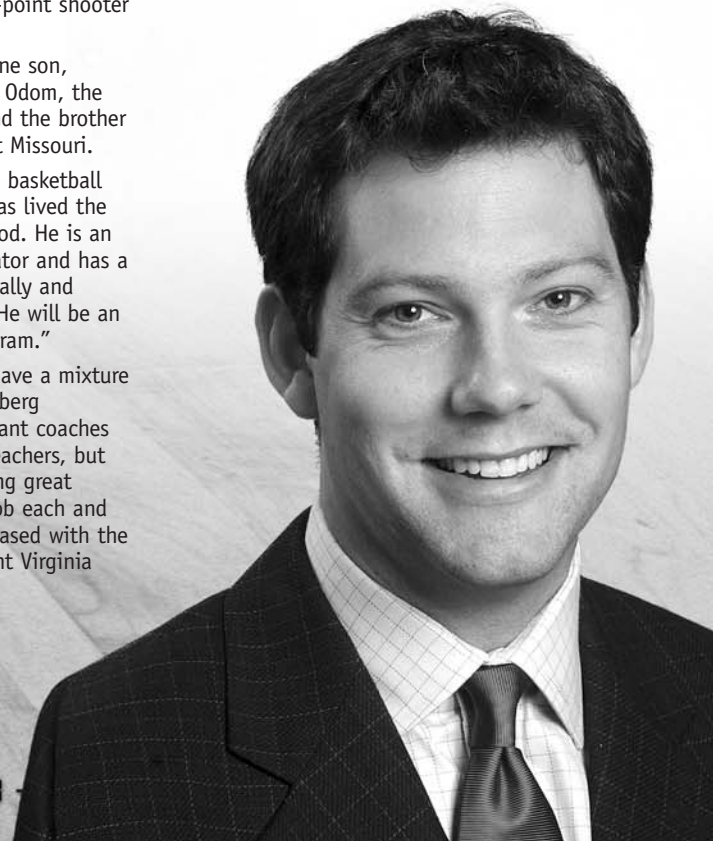
Virginia Tech (Blacksburg, Va.) —
 Assistant Coach (2003-present)

Hampden-Sydney's leading three-point shooter and was fourth in assists.

He and his wife, Lucia, have one son, Connor. Odom is the son of Dave Odom, the head coach at South Carolina, and the brother of Lane Odom, assistant coach at Missouri.

"Ryan Odom has a tremendous basketball pedigree," Greenberg said. "He has lived the game and business since childhood. He is an excellent teacher and communicator and has a network of contacts, both nationally and internationally, second to none. He will be an outstanding addition to our program."

"As we develop our staff, we have a mixture of youth and enthusiasm," Greenberg continued. "We have three assistant coaches that are, not only outstanding teachers, but students of the game. They'll bring great passion and enthusiasm to the job each and every day. I couldn't be more pleased with the staff we've assembled to represent Virginia Tech."





ERIC SKEETERS

ERIC SKEETERS

ASSISTANT COACH

Eric Skeeters is in his first season as an assistant coach with the Virginia Tech men's basketball team.

Skeeters comes to the staff from Youngstown State, where he served four seasons as an assistant coach under John Robic. At Youngstown, he was involved in all areas of the program, including individual workouts, monitoring the academic progress of the Penguins' basketball student-athletes, on-court coaching and recruiting.

Prior to YSU, Skeeters served for three seasons as an assistant coach for Ron Mitchell at Coppin State. With the Eagles, Skeeters assisted in all areas for the team and served as Coppin State's chief recruiter. While at Coppin State, Skeeters helped the Eagles to a three-year record of 58-30 and three Mid-Eastern Athletic Conference regular-season championships. In 1997, Coppin State earned a bid to the NCAA Tournament and upset second-seed South Carolina 78-65. Skeeters also coached in the high school ranks for four seasons at St. Frances Academy in Baltimore, where he coached Mark Karcher. Karcher, a former standout at Temple, was a 1997 USA Today first team All-American, a McDonald's All-American and a two-

time Baltimore Sun Player of the Year. In Skeeters' final season at SFA, the team was 30-4 and ranked 14th nationally in the USA Today final poll. (It's an interesting side note that Carmelo Anthony, the 2003 BIG EAST Rookie of the Year and the third pick in the 2003 NBA Draft, was a ball-boy on the 1996 SFA team.) He and Skeeters have maintained a close relationship through the years.

Skeeters earned his bachelor's in management science from Coppin State in 1997. He earned an associate's degree in 1991 from Catonsville Community College in Baltimore, Md. At Catonsville, he played lacrosse and basketball for two seasons where he led his region in assists in 1989 and 1990. He was a standout basketball and lacrosse player at Woodlawn High School near Baltimore, where he earned all-conference honors in lacrosse. Skeeters and his wife Marie have a son, Evan.

"Eric Skeeters possesses energy and has a wealth of knowledge of the Baltimore/Washington/Northeast area, as well as the Midwest," head coach Seth Greenberg said. "He has helped develop some outstanding players, including BIG EAST Rookie of the Year Carmelo Anthony. His experience at Youngstown, combined with his work ethic and energy, make him a perfect fit for our situation."

THE SKEETERS FILE

Full nameEric D. Skeeters
Date of birthNov. 23, 1968
HometownBaltimore, Md.
High SchoolWoodlawn, '86
Junior CollegeCatonsville C.C., 1991
CollegeCoppin State, '97
WifeMarie
ChildrenEvan (1)

EXPERIENCE

St. Frances Academy (Baltimore, Md.) —
Head Junior Varsity Coach,
Assistant Varsity Coach (1992-96)

Coppin State College (Baltimore, Md.) —
Assistant Coach (1996-99)

Youngstown State University
(Youngstown, Ohio.) —
Assistant Coach (1999-2003)

Virginia Tech (Blacksburg, Va.) —
Assistant Coach (2003-present)



Assistant Coach Eric Skeeters with wife Marie and son Evan.

ART ZENO

ADMINISTRATIVE ASSISTANT

Art Zeno begins his first season as administrative assistant of men's basketball for the Hokies. Zeno will be responsible for team travel, recruiting organization and will assist with scheduling. He will also work as the liaison with the academic advising staff in monitoring the team's academic progress.

Zeno comes to Virginia Tech from Norfolk State, where he served as an assistant coach last season for head coach Dwight Freeman. While with the Spartans, Zeno was responsible for a wide range of duties, including on-court coaching of post players, scouting, film exchange and game preparations. Prior to NSU, Zeno taught in the Orleans Parish school system. He taught seventh grade and coached at the Charles Colton Middle School in New Orleans.

Zeno was an assistant coach at Mississippi State from 1998-2000. At MSU, Zeno had responsibilities in on-campus recruiting, scouting of opponents, video tape exchange and summer basketball camps. He also worked as a liaison with the academic staff.

"Art Zeno is a basketball lifer," head coach Seth Greenberg said. "He is in this business for all the right reasons. He has a genuine concern for young people. His work ethic is outstanding, and he has made tremendous sacrifices to pursue a career in athletics."

Zeno joined Mississippi State after working for nine years coaching amateur and youth teams in the New Orleans area. He was an assistant coach with New Orleans Jazz Adidas touring team and head coach of the New Orleans Stallions AAU team. As a youth coach, Zeno coached well-known players Kerry Kittles,

Jonathan Bender and Chris Duhon.

From 1986-88 he was the head coach at Phillips Junior High in New Orleans and was an assistant basketball coach at John F. Kennedy High School in New Orleans in 1983. He was also a teacher and coach in New Orleans from 1981-82.

Zeno is a 1999 graduate of Mississippi State University with a degree in social studies and a minor in physical education. He earned an associate degree from El Camino College in 1981.



RICK HALL

ASSISTANT TO THE HEAD COACH

Rick Hall begins his first season working with the Virginia Tech men's basketball team. Hall brings a wealth of experience in college, high school and professional basketball to his position with the program.

His duties with the Hokies will include editing video, assisting with travel arrangements and assisting with on-campus recruiting. He will assist head coach Seth Greenberg with coordinating daily workings inside the Tech basketball office and work as camp director for the Seth Greenberg Basketball Camps.

Hall comes to Virginia Tech from William Fleming High School in Roanoke, Va., where he served as head boys basketball coach for the last two seasons. While with Fleming, he also

served as radio color commentator for the Roanoke Dazzle of the NBDL. It was his second stint with the Colonels, as he had been an assistant coach with the school in the 1988-89 season.

From 1994-1999, Hall worked in the Continental Basketball Association with the Sioux Falls Skyforce, the Oklahoma City Cavalry and the Shreveport Storm. In the 1994-95 season he was assistant coach and Director of Player Personnel with Shreveport, and in the 1995-96 season was the team's head coach. Hall coached in the CBA finals as an assistant coach during his last three CBA seasons, winning one CBA Championship in 1997 with Oklahoma City. During Hall's five year CBA tenure, 20 players he coached received NBA call-ups.

Prior to his time in the CBA, Hall was an assistant coach at Coastal Carolina University in the 1993-94 season and assistant coach at Roanoke College from 1989-93. Hall began his coaching career in 1983, spending five seasons as an assistant coach at Cave Spring High School in Roanoke, before moving to William Fleming for the first time.

Hall attended Ferrum Junior College in 1978-79, where he played basketball. He attended Virginia Tech on a football scholarship and lettered in 1979. Hall is a 1983 graduate of Virginia Tech with a degree in marketing education.



SHARON SPRAOLIN

BASKETBALL SECRETARY



Sharon Spradlin, a veteran of the Virginia Tech Athletics Department, begins her 11th season as the basketball secretary.

A native of Blacksburg, Va., Spradlin worked in the Tech sports information department from 1987-93. She began her current position in November 1993.

Spradlin graduated from Blacksburg High School and attended New River Community College. Spradlin and her husband, Stephen, have two children, Stacie and Josh, and two grandchildren, Savannah and Dalton.

In her spare time, Spradlin enjoys working in her church, reading and spending time with her family.

KEITH DOOLAN

ATHLETIC TRAINER



Keith Doolan is entering his fourth season as athletic trainer for the men's basketball team at Virginia Tech.

Doolan served two years as a graduate assistant in the Tech training room and joined the staff full-time in July of 2001. His other duties include assistant trainer with football.

Doolan came to Virginia Tech in 1999 following graduation from Tusculum College in Greeneville, Tenn. While at Tusculum, Doolan worked two years in the training room.

Doolan received a degree in physical education with a concentration in athletic training in 1999. In 2000 he earned a master's degree in health promotion from Virginia Tech. He is currently enrolled in the health promotion doctoral program at Tech. He was certified by the NATA in 1999.

Doolan and former Virginia Tech women's basketball standout Amy Wetzel married during the summer. They reside in Blacksburg.



*Eric Cross
Equipment Manager*



Virginia Tech student managers for 2003-2004 are (l-r) Julieanna McGuire, Blair Ross, Beau Frazier and Scott Jester.



MEET THE HOKIES

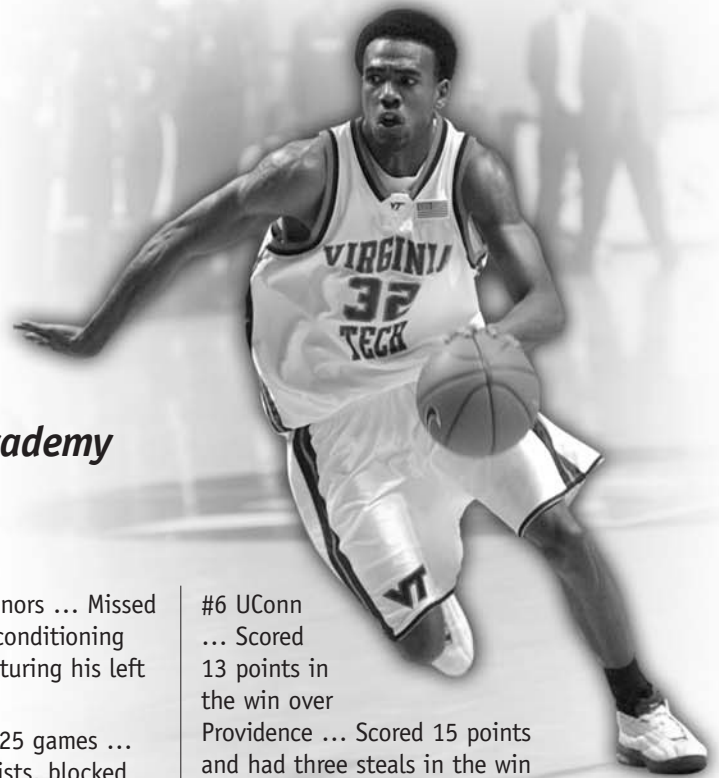
CARLOS DIXON

Guard/Forward

6-7 • 200 • Senior

Salisbury, N.C.

South Rowan H.S./Fork Union Military Academy



Can play any of the perimeter positions ... Senior who is a leader both on and off the court ... Plays well off the dribble ... Spent each of the last three summers on campus, working on his overall game ... Worked this summer on taking better shots ... Explosive scorer who can shoot from the perimeter and slash to the basket ... One of the most versatile players and best perimeter shooters in the league ... Good shooter who handles the ball well ... Has good defensive skills and fits well into the Hokies' defensive schemes ... Could become one of the top players in the BIG EAST this season ...

Candidate for preseason honors ... Missed the majority of preseason conditioning due to surgery after re-fracturing his left foot over the summer.

2002-03: Started 21 of 25 games ... Second on the team in assists, blocked shots and steals and third in scoring ... Missed four full games after suffering a broken left foot in the first half of the loss at Miami ... Underwent successful surgery on Feb. 15 to place a pin in the broken foot ... Returned to action on a limited basis for the win over Villanova, when he scored three points in just eight minutes ... Opened the season with 19 points, seven rebounds, five assists and three blocked shots in the loss to St. Bonaventure ... Followed that with 20 points in the win over Michigan ... Had 14 points in the win over Toledo ... Had 16 points and seven assists in the home opener win against American and followed that with 14 points and five assists in the loss to Wofford ... Was held out of the first half in the win over VMI due to disciplinary reasons ... Returned to the starting line-up by leading the Hokies with 12 points in the loss at William & Mary ... Led the Hokies with 20 points in the loss at East Carolina ... Scored 17 points and recorded a career-high six blocked shots in the win over Morgan State ... Scored 17 points in the win over Towson and hit on five of 10 three-point field goals ... Scored 13 points in the loss to Florida State ... Recorded a season-high 24 points and four steals in the loss at Villanova ... Scored 10 points in the loss at

#6 UConn ... Scored 13 points in the win over Providence ... Scored 15 points and had three steals in the win over Virginia ... Had 16 points, five assists and a career-high six steals in the loss to St. John's ... Led the Hokies with 21 points in the loss to Boston College ... Led the Hokies with 21 points, three steals and three blocked shots in the win over #18/17 Connecticut ... Scored 14 points and had a team-high five assists in the win at St. John's ... Scored 12 points

DIXON'S CAREER HIGHS

PTS	25	vs Villanova, 1-15-02
MIN	48	vs High Point, 12-30-00
FGM	8	vs Villanova, 1-15-02
	8	vs St. Bonaventure, 11-22-02
FGA	18	at Old Dominion, 11-24-01
	18	at Villanova, 1-8-03
	18	at St. John's, 2-8-03
3FGM	6	vs High Point, 12-30-00
3FGA	10	vs High Point, 12-30-00
	10	vs Towson, 12-30-02
	10	vs Florida State, 1-4-03
FTM	7	vs VMI, 11-18-00
	7	at Villanova, 1-8-03
	7	vs Connecticut, 2-5-03
FTA	9	at Villanova, 1-8-03
REB	8	vs ETSU, 12-18-00
AST	8	at Villanova, 1-17-01
	8	vs MSM, 11-17-01
BS	6	vs Morgan State, 12-14-02
STL	6	vs St. John's, 1-25-03

#32

DIXON'S STATISTICS

YEAR	G-	GS	FGM-	Att	Pct	3PTM-	Att	Pct	FTM-	Att	Pct	Reb	Avg	A	BK	S	TP	Avg
00-01	27-	27	97-	289	.336	50-	144	.347	52-	70	.743	96	3.6	77	22	47	296	11.0
01-02	24-	18	102-	274	.372	54-	152	.355	35-	42	.833	66	2.8	74	18	38	293	12.2
02-03	25-	20	119-	309	.385	57-	160	.356	49-	70	.700	82	3.3	63	27	42	344	13.8
Totals	76-	65	318-	872	.365	161-	456	.353	136-	182	.747	244	3.2	214	67	127	933	12.3

and had three assists in 23 minutes in the home loss to Miami ... Played 32 minutes and scored 11 points, with three assists and a team-high four steals coming off the bench in the season-ending loss at West Virginia.


2001-02: Started 18 games and appeared in 24 games ... Led the Hokies in scoring, assists and steals ... Was 11th in the BIG EAST in three-point field goal percentage and 14th in made three-pointers ... Scored in double-figures in 16 games ... Suffered a stress fracture in his right foot and saw limited action against Murray State before missing the Wisconsin-Milwaukee game ... Returned to action in the home loss to Connecticut, after missing four games with a stress fracture in his right foot, scoring 12 points off the bench for the Hokies ... Opened the season with 15 points and a career-high eight assists in the win over Mt. St. Mary's ... Had 17 points and six assists in the win over Rhode Island ... Had 18 points and four assists in the loss at Old Dominion ... Scored a season-high 20 points in the win over East Carolina ... Had 11 points in the win over Northeastern ... Led the Hokies with 12 points in the loss at #9/8 Virginia ... Had 15 points in the win over VMI ... Made his first start since returning from the foot injury and scored 13 points in the loss at UConn ... Scored 11 points in the home loss to Miami ... Scored a career-high 25 points in the home loss to Villanova ... Came off the bench with 12 points in the loss at #12 Syracuse ... Led the Hokies with 19 points and hit the game-winning three-point field goal with :01.3 remaining in Tech's win over Boston College ... Scored 15 points in the win at West Virginia ... Led the Hokies with 13 points in the loss at St. John's ... Scored 13 points in the home win over Providence ... Scored 14 points in the season-ending loss at #22 Miami, dishing out seven assists.

2000-01: Started every game for the Hokies ... Second on the team in scoring (11.0 ppg) ... Led team in steals (47), minutes played (864) and assists (77) and was second in blocked shots (22) ... Second in three-pointers made (50) ... Scored in double figures in 15 games as a freshman ... Opened his Virginia Tech career with 21 points in the win over VMI ... Had 13 points each against Virginia and Liberty ... Had 15 points and seven rebounds in the win over Fairfield and followed that with 12 points in the loss at Syracuse ... Had 14 points, eight rebounds and six assists in the win over ETSU ... Scored 20 points in the win over High Point, including 6-of-10 shooting from three-point range ... Had 15 points and four assists in the overtime loss to Villanova ... Had five assists in the win over Miami ... Scored 11 points in the loss at Georgetown, his first start at the point ... Had 13 points and a career-high eight assists in the loss at Villanova ... Had 13 points in the loss at #23 Connecticut ... Tied a career-high with 21 points in the loss at Miami ... Scored 10 points in the loss to West Virginia ... Scored 14 points in the loss to Notre Dame.

Fork Union/High School: Averaged 13.4 points and

5.5 rebounds per game at Fork Union ... Averaged 18.5 points and 9.3 rebounds as a senior at South Rowan High School in Salisbury, N.C. ... Played in North Carolina East-West All-Star game ... Second-leading scorer in South Rowan history, despite playing just two seasons ... Two-year letterwinner.

Personal: Carlos Ray Dixon ... Born September 11, 1981 in Salisbury, N.C. ... Son of Marvin Dixon and Hattie Steele ... Majoring in residential property management ... Brother, Marvin, played basketball at Pfeiffer University and has played professionally overseas in Israel and Argentina.



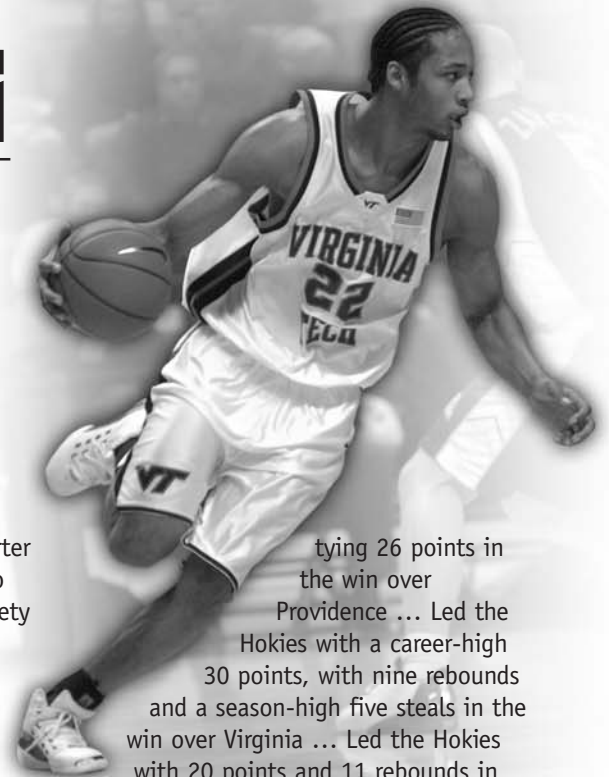
BRYANT MATTHEWS

Forward

6-7 • 215 • Senior

Columbia, S.C.

Columbia H.S.



Last year was the break-out season for Matthews ... Established himself as one of the top players in the BIG EAST Conference ... Could see increased time in the front court this season ... Team leader with a tremendous work ethic ... Played against some top level competition this summer ... Hard worker who has matured tremendously during his time in Blacksburg ... Versatile player who can play both forward positions and in the backcourt ... Spent most of the past three summers on campus, working on his conditioning and overall game ... Worked hard this summer on his shot

selection ... Returning three-year starter at forward ... Very athletic player who attacks the rim ... Can score in a variety of ways; putting the ball on the floor, shooting the three or posting up ... Excellent rebounder for his size ... Very explosive in the transition game ... One of the most athletic players in the BIG EAST.

2002-03: Only Hokie to start all 29 games ... Scored in double figures in 27 games, including the team's last 18 games ... Led the team in steals, assists, scoring, blocked shots and rebounding, becoming the first BIG EAST Conference player ever to accomplish that feat ... Made more field goals last season than he had made in the two previous years combined ... Opened the season with a double-double (14 points, 10 rebounds) in the loss to St. Bonaventure ... Had a season-high 16 points and three blocked shots in the win over Toledo ... Had 10 points in the win over American and recorded 13 points and eight rebounds in the loss to Wofford ... Recorded a then career-high 26 points in the win over VMI ... Had 11 points in the loss at William & Mary ... Scored 17 points and led the team with four assists and four steals in the loss at East Carolina ... Scored 14 points and grabbed nine rebounds in the win over Morgan State ... Led the Hokies with 23 points in the win over Towson ... Scored 15 points in the loss to Florida State ... Scored 15 points and grabbed eight rebounds in the loss at Villanova ... Led the Hokies with 16 points in the loss at #6 UConn ... Led the Hokies with a then career-high-

tying 26 points in the win over Providence ... Led the Hokies with a career-high 30 points, with nine rebounds and a season-high five steals in the win over Virginia ... Led the Hokies with 20 points and 11 rebounds in the loss to St. John's ... Also had four steals in that game ... Scored 14 points and led the Hokies with seven rebounds and four assists in the loss to Boston College ... Led the Hokies with 18 points and nine rebounds in the loss at Providence ... Scored 13 points, blocked three shots and led the team with four assists in the win over #18/17 Connecticut ... Led the Hokies with 22 points and nine rebounds in the win at St. John's ... Scored 22 points and grabbed a team-high six rebounds in the loss at Miami ...

MATTHEWS' CAREER HIGHS

PTS	30	vs Virginia, 1-21-03
MIN	45	vs High Point, 12-30-00
FGM	12	vs Virginia, 1-21-03
FGA	25	at Boston College, 2-19-03
3FGM	5	vs VMI, 12-5-02
3FGA	10	at Boston College, 2-19-03
FTM	10	vs Pittsburgh, 2-26-03
FTA	16	at West Virginia, 3-8-03
REB	13	vs Elon, 12-6-00
AST	6	vs Georgetown, 2-15-03
BS	4	at Virginia, 12-1-01
	4	vs Rhode Island, 11-20-01
STL	7	at West Virginia, 2-13-02

#22

MATTHEWS' STATISTICS

YEAR	G-	GS	FGM-	Att	Pct	3PTM-	Att	Pct	FTM-	Att	Pct	Reb	Avg	A	BK	S	TP	Avg
00-01	26-	25	78-	193	.404	16-	60	.267	64-	101	.634	136	5.2	46	14	32	236	9.1
01-02	28-	27	91-	249	.365	27-	94	.287	67-	95	.705	143	5.1	57	26	32	276	9.9
02-03	29-	29	178-	428	.426	40-	121	.331	107-	182	.588	206	7.1	64	34	48	503	17.3
Totals	83-	81	347-	885	.392	83-	275	.302	238-	378	.630	485	5.8	167	74	112	1015	12.2

Recorded his third double-double of the season with 18 points and 12 rebounds in the loss to Georgetown ... Also dished out a career-high six assists in that game ... Led the Hokies with 23 points in the loss at Boston College ... Scored 19 points and had four assists in the loss at #12/10 Notre Dame ... Scored 17 points in the loss to #8/8 Pittsburgh ... Led the Hokies with 21 points and 11 rebounds in the win over Villanova ... Led the team with 16 points in the home loss to Miami ... Led the team with 24 points and 10 rebounds in the season-ending loss at West Virginia.


2001-02: Started 27 games and appeared in all 28 games ... Scored in double figures 14 times in 2001-02 ... Had 10 points and nine rebounds in the win over Mt. St. Mary's ... Had 11 points in the win over East Carolina ... Had 10 points and four assists in the win over Northeastern ... Led the team with 12 points, four assists and four blocked shots in the loss at #9/8 Virginia ... Tied a career-high with five assists in the win over VMI, also blocking three shots ... Had 10 points in the loss to Murray State and followed that with his first double-double of the season, 14 points and 12 rebounds in the loss to Wisconsin-Milwaukee ... Scored a then season-high 18 points in the win over Radford ... Scored 10 points in the loss at Florida State ... Had four assists in the home loss to Villanova ... Had his best game of the season to date with a season-high 19 points on seven-of-nine from the field and six rebounds in the loss at #22/21 Boston College ... Followed that performance with a team-high 16 points in the loss at #12 Syracuse ... Scored 12 points in the loss at Villanova ... Recorded career-highs with 23 points and seven steals in the win at West Virginia, also grabbing 11 rebounds for his second double-double of the season ... Had eight points and 10

rebounds in the loss at St. John's ... Came off the bench to lead the Hokies with 15 points and eight rebounds in the win over Rutgers ... Led Tech in scoring with 15 points in the season-ending loss at #22 Miami.

2000-01: Started the first 25 games for Tech ... Missed the Notre Dame game with a bruised right leg, but returned to action in the season finale at Pittsburgh ... Second among regulars in rebounding (5.2 rpg) and third among regulars in scoring (9.1 ppg) ... Second on the team in steals (32) and fourth in assists (46) ... Began his Tech career with 10 points and six rebounds in the win over VMI ... Had 11 points and six rebounds in the win over Fairfield ... Recorded his first double-double in the win over ETSU with 16 points and 13 rebounds ... Had nine points and nine rebounds at Mount St. Mary's ... Scored 14 points at Chattanooga ... Registered his second double-double with a career-high 21 points and 10 rebounds in the win over High Point ... Had 16 points and seven rebounds in the overtime loss to Villanova ... Had 16 points in the win over Miami ... Had 10 rebounds and four steals in the loss to Providence ... Had a career-high five assists in the loss at #20 Boston College ... Had 15 points and four assists in the loss at #23 Connecticut ... Scored 12 points in the loss at Miami and followed that with 11 points in the home loss to Boston College ... Dished out a career-high tying five assists in the loss to West Virginia.

High School: Averaged 23 points and 10 rebounds per game at Columbia High School in Columbia, S.C. ... Two-year letterwinner ... All-State as a senior; also all-city and all-region ... Pittsburgh Hoops Classic Dunk Champion in 2000 ... Played in North-South All-Star game.

Personal: Bryant Matthews ... Born January 12, 1982, in Columbia, S.C. ... Son of James and Robin Matthews ... Physical education major.



ALLEN CALLOWAY

Forward/Center

6-8 • 205 • Sophomore

Gretna, Va.

Tunstall H.S./Coastal Christian Academy



Athletic player with great leaping ability ... Should see increased playing time this fall at forward ... Slowed during the preseason with an ankle sprain ... Will be counted on in the post this season ... Good off-ball defender ... One of the quickest leapers in the conference ... Needs to get stronger physically ... Good shot blocker ... Runs the floor well ... Committed to the Hokies in the fall of 2000, but opted for a post graduate year.

2002-03: Played in 27 games and earned his first career start in the win

over Towson ... Started five games ... Scored two points and had a blocked shot and a rebound in his first collegiate game against St. Bonaventure ... Had four rebounds and a blocked shot in the win against Toledo and had two points and two rebounds in the loss to Wofford ... Tied a then career-high with two points and two assists at East Carolina ... Had six points in the loss at Western Michigan ... Started the Florida State game and scored four points and grabbed a career-high six rebounds in 24 minutes ... Had four rebounds and a career-high two blocks in a career-best 26 minutes at Villanova ... Had four rebounds in the win over #18/17 Connecticut ... Had four points and three rebounds in the loss at Boston College ... Had five points in the loss at #12/10 Notre Dame ... Scored a career-high eight points in the home loss to Miami, hitting four-of-five from the line ... Grabbed a career-high-tying six rebounds in the season-ending loss at West Virginia.

Prep School: Played for coach Walter Webb at Coastal Christian Academy in Virginia Beach, Va. ... Team MVP ... School's Athlete of the Year.

High School: Played for coach Eddie Lloyd at Tunstall High School in Dry Fork, Va. ... First team All-District selection as a senior.

Personal: Allen Lavon Calloway ... Born October 3, 1983, in Danville, Va. ... Son of Charles and Sharon Calloway... Enrolled in residential property management.

CALLOWAY'S CAREER HIGHS

PTS	8	vs Miami, 3-5-03
MIN	26	at Villanova, 1-8-03
FGM	4	vs Miami, 3-5-03
FGA	5	vs Miami, 3-5-03
3FGM	0	
3FGA	0	
FTM	4	vs Villanova, 3-1-03
FTA	4	vs Villanova, 3-1-03
REB	6	vs Florida State, 1-4-03
	6	at West Virginia, 3-8-03
AST	2	vs VMI, 12-5-02
	2	at East Carolina, 12-9-02
	2	vs Pittsburgh, 2-26-03
BS	2	at Villanova, 1-8-03
STL	2	at W. Michigan, 12-21-02
	2	vs Florida State, 1-4-03

#21



CALLOWAY'S STATISTICS

YEAR	G-	GS	FGM-	Att	Pct	3PTM-	Att	Pct	FTM-	Att	Pct	Reb	Avg	A	BK	S	TP	Avg
02-03	27-	5	19-	40	.475	0-	0	.000	10-	15	.667	58	2.1	12	9	9	48	1.8

PLAYER PROFILES




FABIAN DAVIS

Forward

6-6 • 215 • Sophomore

Durham, N.C.

Southern Durham H.S./Bonner Academy



Will compete for increased playing time this fall ... Athletic player who can play either forward position, although most likely will play the three ... Has outstanding offensive skills ... Needed to get in better condition for this season and returned to school in much better shape than last season ... Has good court sense and desire to improve ... Big, physical player who seems ready for the demands of the BIG EAST Conference.

2002-03: Played in 23 games, starting four games ... Saw increased action due to Carlos Dixon's foot injury ... Scored five

points in 11 minutes in the win over Michigan ... Scored one point in the win over Toledo ... Had a career-high two assists in the win over Morgan State ... Recorded career-highs with six points and four rebounds in the loss at Western Michigan ... Earned his first career start in the loss to Georgetown, scoring a career-high eight points in a then career-best 19 minutes of action ... Also blocked the first two shots of his career ... Equaled his career-high with eight points and four rebounds in the loss at Boston College, grabbing a career-high two steals in a career-high 24 minutes of action ... Scored seven points and tied a career-high with four rebounds in the loss to #8/8 Pittsburgh ... Scored six points and had two rebounds in just four minutes in the win over Villanova.

High School: Played for coach Marvin Reed at Bonner Academy in Raleigh, N.C., his final two seasons after having played for coach Levi Beckwith at Southern Durham H.S., the two previous seasons ... Southern Durham's Best Defensive Player in 2000 and team MVP in 1999.

Personal: Fabian Davis ... Born February 20, 1983, in Durham, N.C. ... Son of Marion Powell and Jerome Davis ... Enrolled in human services.

Davis' Career Highs

PTS	8	vs Georgetown, 2-15-03
	8	at Boston College, 2-19-03
MIN	24	at Boston College, 2-19-03
FGM	4	vs Georgetown, 2-15-03
FGA	10	at Boston College, 2-19-03
3FGM	1	vs Michigan, 11-24-02
	1	at Miami, 2-11-03
	1	vs Pittsburgh, 2-26-03
3FGA	3	at Boston College, 2-19-03
	3	vs Pittsburgh, 2-26-03
FTM	4	at W. Michigan, 12-21-02
FTA	6	at W. Michigan, 12-21-02
REB	4	at W. Michigan, 12-21-02
	4	at Boston College, 2-19-03
	4	vs Pittsburgh, 2-26-03
AST	2	vs Morgan State, 12-14-02
	2	at W. Michigan, 12-21-02
BS	2	vs Georgetown, 2-15-03
STL	2	at Boston College, 2-19-03

#4

DAVIS' STATISTICS

YEAR	G-	GS	FGM-	Att	Pct	3PTM-	Att	Pct	FTM-	Att	Pct	Reb	Avg	A	BK	S	TP	Avg
02-03	23-	4	16-	43	.372	3-	17	.176	10-	15	.667	25	1.1	11	2	8	45	2.0

PLAYER PROFILES



SHAWN HARRIS

Guard

6-4 • 220 • Sophomore

Ettrick, Va.

Matoaca H.S./Fork Union Military Academy

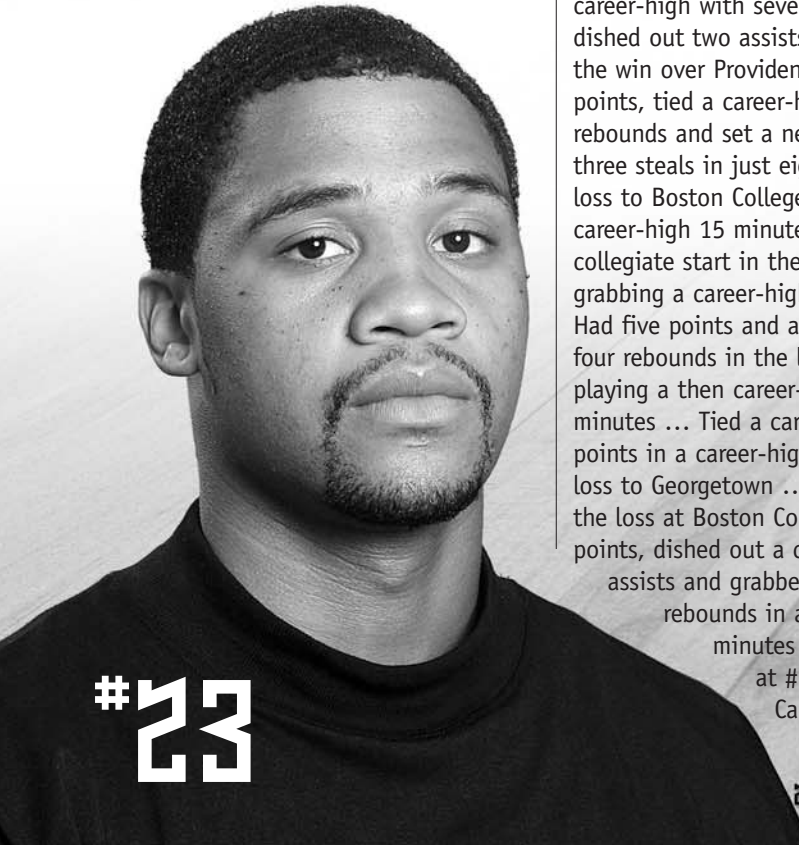


Has outstanding size for a guard ... Not afraid to penetrate and hit the boards ... Will compete for increased playing time on the wing this fall ... Can score from the perimeter or the lane ... Needs to improve shot selection ... Good court sense and desire ... Needs to lose weight and become lighter to handle defensive duties in the BIG EAST ... Has the size needed to play immediately in the BIG EAST Conference ... Good rebounding guard ... Passes the ball well ... Added maturity helped him benefit from post-graduate year at Fork Union.

2002-03: Leading scorer among 2002-03 freshmen ... Played in all 29 games last season and earned his first career start at Providence ... Saw increased playing time due to Carlos Dixon's foot injury ... Had four points and two rebounds in the win against Michigan ... Had two points and two rebounds in the loss to Wofford ... Had a career-high seven points in the win over VMI ... Had five points and a career-high three rebounds in the win over Towson ... Had four points against Florida State ... Scored five points and had two steals in the loss at Villanova ... Tied a then career-high with seven points and dished out two assists off the bench in the win over Providence ... Scored six points, tied a career-high with three rebounds and set a new career-high with three steals in just eight minutes in the loss to Boston College ... Played a then career-high 15 minutes in his first collegiate start in the loss at Providence, grabbing a career-high four rebounds ... Had five points and a career-high tying four rebounds in the loss at Miami, while playing a then career-high tying 15 minutes ... Tied a career-high with seven points in a career-high 19 minutes in the loss to Georgetown ... Had six points in the loss at Boston College ... Scored six points, dished out a career-high four assists and grabbed a career-high five rebounds in a career-high 25 minutes of action in the loss at #12/10 Notre Dame ... Came off the bench and

recorded a career-high with 12 points on a career-high four-of-five from three-point range in the win over Villanova in just 10 minutes of action.

Prep School: Played for coach Fletcher Arritt at Fork Union Military Academy in Fork Union, Va. ... Averaged 17 ppg and seven rpg.



#23

HARRIS' CAREER HIGHS

PTS	12	vs Villanova, 3-1-03
MIN	25	at Notre Dame, 2-22-03
FGM	4	vs Villanova, 3-1-03
FGA	10	at Miami, 2-11-03
3FGM	4	vs Villanova, 3-1-03
3FGA	5	vs Villanova, 3-1-03
FTM	4	vs Florida State, 1-4-03
FTA	5	at Providence, 2-1-03
REB	5	at Notre Dame, 2-22-03
AST	4	at Notre Dame, 2-22-03
BS	0	
STL	3	vs Boston College, 1-29-03




HARRIS' STATISTICS

YEAR	G-	GS	FGM-	Att	Pct	3PTM-	Att	Pct	FTM-	Att	Pct	Reb	Avg	A	BK	S	TP	Avg
02-03	29-	1	36-	100	.360	14-	44	.318	13-	22	.591	37	1.3	13	0	13	99	3.4

High School: Played for coach Jimmy Williams at Matoaca H.S., in Petersburg, Va. ... Averaged 25 ppg, nine rpg and five apg as a senior ... All-district selection all four years ... *Richmond Times-Dispatch* Player of the Year as a senior ... All-Metro Player of the Year as a senior.

Personal: Shawn Harris ... Born January 4, 1982, in Richmond, Va. ... Son of Sherry McKeithan and Randy Harris ... Major is residential property management.



PLAYER PROFILES



PHILIP McCANDIES

Forward

6-9 • 215 • Sophomore

Winston-Salem, N.C.

Parkland H.S.

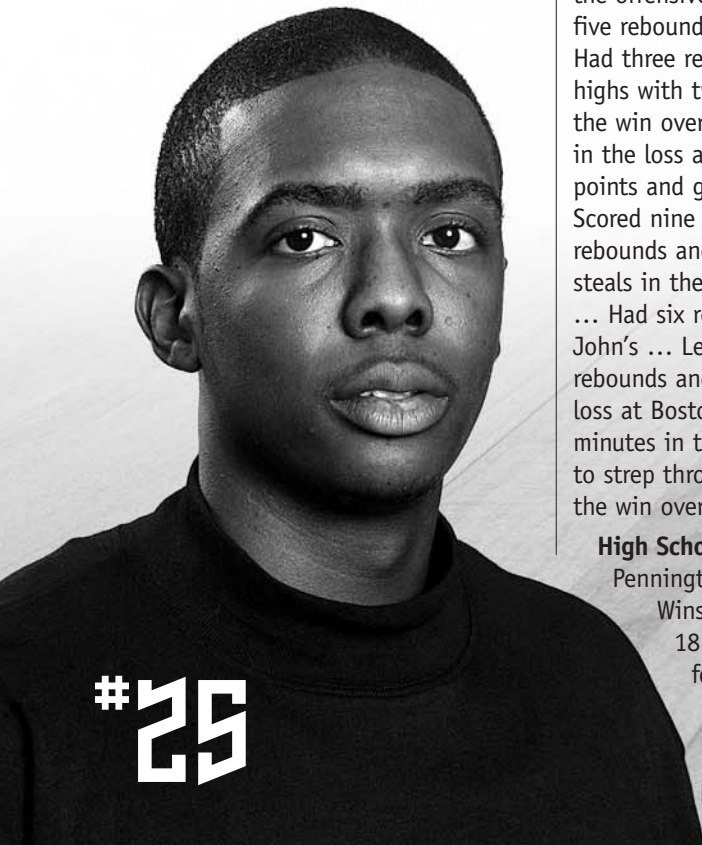


Exremely competitive player who has the desire and work ethic to improve .. Will challenge for a starting spot in the post for the Hokies this season ... Needs to continue to add size and strength ... Has gained about 25 pounds since the end of his freshman season ... Has outstanding court sense and instinct ... Can play either post position ... Has outstanding offensive skills and shows quickness on defense ... Good rebounder and shot blocker ... Has tremendous upside and needs to work on his athleticism ... Has continued growing over the past two years ... Good student.

2002-03: Top rebounder among 2002-03 freshmen ... Appeared in 25 games, starting 11 times (tops among freshmen) ... Tops on the team among regulars in field goal percentage (.556) and second in free throw percentage (.750) ... Had six points and three rebounds in his collegiate debut against St. Bonaventure ... Scored a career-high 13 points and grabbed a team-high eight rebounds in the win against Toledo ... Earned his first career start in the win over VMI ... Started in the loss at William & Mary, scoring nine points and grabbing a career-high nine rebounds, including eight off the offensive glass ... Had five points and five rebounds in the win over Towson ... Had three rebounds and recorded career-highs with two assists and two steals in the win over Virginia ... Earned the start in the loss at Providence, scoring four points and grabbing four rebounds ... Scored nine points, grabbed eight rebounds and recorded a career-high three steals in the win over #18/17 Connecticut ... Had six rebounds in the win at St. John's ... Led the team with seven rebounds and scored eight points in the loss at Boston College ... Played only four minutes in the loss to #8/8 Pittsburgh due to strep throat and saw limited action in the win over Villanova.

selected all-city ... All-state ... Played in the North Carolina Shrine East-West All-Star game, scoring 11 points and grabbing 11 rebounds.

Personal: Philip McCandies ... Born in Greensboro, N.C. ... Son of Kenneth and Eileen McCandies ... Majoring in human services.



#25

McCandies' Career Highs

PTS	13	vs Toledo, 11-25-02
MIN	26	vs Toledo, 11-25-02
FGM	5	vs Toledo, 11-25-02
FGA	7	vs Toledo, 11-25-02
	7	at W&M, 12-7-02
3FGM	1	vs Toledo, 11-25-02
3FGA	2	vs Toledo, 11-25-02
FTM	3	vs Connecticut, 2-5-03
FTA	4	vs Connecticut, 2-5-03
REB	9	at W&M, 12-7-02
AST	2	vs Virginia, 1-21-03
	2	at Notre Dame, 2-22-03
BS	2	vs Wofford, 12-2-02
	2	vs Morgan State, 12-14-02
STL	3	vs Connecticut, 2-5-03

High School: Played for coach Mike Pennington at Parkland H.S., in Winston-Salem, N.C. ... Averaged 18 ppg, 15 rpg, six bspg and four apg as a senior ... Three-time all-conference ... Twice



McCandies' STATISTICS

YEAR	G-	GS	FGM-	Att	Pct	3PTM-	Att	Pct	FTM-	Att	Pct	Reb	Avg	A	BK	S	TP	Avg
02-03	25-	11	30-	54	.556	2-	6	.333	15-	20	.750	76	3.0	10	11	12	77	3.1

PLAYER PROFILES




MARKUS SAILES

Guard

6-5 • 200 • Sophomore

Richmond, Va.

Varina H.S.



Has outstanding size to play the point in the BIG EAST Conference ... Worked hard during the summer and off-season to get stronger and more physical ... Tall, rangy guard who will compete for starting job at point guard this fall ... Good ball distributor ... Needs to improve his outside shot, although he shot well as a freshman ... Fits well into the pressure defense scheme of the Hokies.

2002-03: Appeared in 17 games off the bench for the Hokies ... Attempted 36 total shots and made 22 of them (.611) ... Had a rebound, blocked shot and steal

in his collegiate debut against St. Bonaventure ... Had a rebound, assist and steal in the win over VMI ... Scored three points in the loss at Western Michigan ... Banked in a three-pointer at the buzzer in the loss at #6 UConn ... Scored two points and had a career-high two assists in the loss to Boston College ... Banked in a three-pointer at the buzzer in the win over #18/17 Connecticut ... Had one of his best games of the season in the loss at Boston College ... Recorded then career-highs in points (9), assists (5), minutes (22) and field goals made (3) ... Played a career-high 27 minutes, tying a career-high with nine points and setting new career highs with three rebounds and three, three-point field goals in the loss at #12/10 Notre Dame ... Had a career-high two steals in the loss to #8/8 Pittsburgh.

High School: Played for coach Stu Richardson at Varina H.S., in Richmond, Va. ... First team All-District selection as a junior and senior ... Richmond *Times-Dispatch* Player of the Year as a senior.

Personal: Markus C. Sailes ... Born August 7, 1984, in Jonesboro, Ark. ... Son of Michael and Ellen Sailes ... Majoring in business.

SAILES' CAREER HIGHS

PTS	9	at Boston College, 2-19-03
	9	at Notre Dame, 2-22-03
MIN	27	at Notre Dame, 2-22-03
FGM	3	at Boston College, 2-19-03
	3	at Notre Dame, 2-22-03
FGA	6	at Notre Dame, 2-22-03
3FGM	3	at Notre Dame, 2-22-03
3FGA	3	at Notre Dame, 2-22-03
FTM	2	vs Boston College, 1-29-03
	2	at Boston College, 2-19-03
FTA	2	vs St. Bonaventure, 11-22-02
	2	vs Boston College, 1-29-03
	2	at Boston College, 2-19-03
REB	3	at Notre Dame, 2-22-03
AST	5	at Boston College, 2-19-03
BS	1	vs St. Bonaventure, 11-22-02
	1	at Notre Dame, 2-22-03
STL	2	vs Pittsburgh, 2-26-03

#24



SAILES' STATISTICS

YEAR	G-	GS	FGM-	Att	Pct	3PTM-	Att	Pct	FTM-	Att	Pct	Reb	Avg	A	BK	S	TP	Avg
02-03	17-	0	11-	21	.524	6-	8	.750	5-	7	.714	9	0.5	12	2	6	33	1.9

PLAYER PROFILES



COLEMAN COLLINS

Forward

6-8 • 220 • Freshman

Stone Mountain, Ga.

Chamblee H.S.

Freshman forward with a bright future at Virginia Tech, both on and off the court ... Young player who turned 17 over the summer that will challenge for playing time this season ... Figures in to the immediate plans in the front court ... Good student ... Big man who runs the floor extremely well ... Will need to get stronger to compete in the BIG EAST ... Signed with the Hokies last fall.

High School: Three-year letterwinner in basketball for Perry Abrams and Caesar Burgess at Chamblee H.S. ... MVP of the Georgia-Florida All-Star Game,

where he had 27 points and eight rebounds ... Played in the Georgia North-South All-Star Game ... Was MVP and won the Academic Award at Chamblee as a senior ... Named to the Atlanta Journal-Constitution Metro Team of the Month in January 2003 and was named to the AJC's All-Metro team as a senior ... First team all-county and all-region as a senior ... Also lettered in track as a senior ... Region 6 AAAA champion in the 400-meter dash and third in the AAAA State Meet in the 400-meter dash ... Second team all-county in track in 2003 ... National Achievement Scholarship finalist ... National Merit Scholarship honorable mention ... Won senior class Excellence in Poetry Award.

Personal: Coleman Alexander Collins ... Born July 22, 1986, in Princeton, N.J. ... Son of Jackson and Carolyn Collins ... Father played basketball at the University of Rochester (N.Y.) ... Older brother, Jackson Jr., played basketball at Amherst College ... Also has one younger sister, Morgan ... Majoring in communications.



#33

ZABIAN DOWDELL

Guard

6-2 • 185 • Freshman


Pahokee, Fla.

Pahokee H.S.

Seth Greenberg's first signee at Virginia Tech ... True point guard who will battle for the starting spot as a freshman ... Outstanding passer and floor general ... Has good range as a shooter ... Sees the court well and does a good job of distributing the ball ... Not afraid to penetrate with the ball ... Needs to get stronger, but has outstanding potential at Virginia Tech ... Good student.

High School: Four-year letterwinner in basketball for Christopher Maxon at Pahokee H.S. ... Four-year starter and team captain ... First team all-state as a junior and senior ... *Palm Beach Post* 6A-3A Player of the Year as a senior ... Averaged 23 points, eight assists and seven rebounds a game as a senior ... Was also named the *Palm Beach Post* Small School Player of the Year in 2002 and 2003 Florida Dairy Farmers 3A Player of the Year ... Honors Graduate at Pahokee ... Member of the Student Council.

Personal: Zabian Dowdell ... Born September 10, 1984, in Pahokee, Fla. ... Son of Albert Dowdell and Isabelle McDonald ... Has two older brothers, a younger brother and a younger sister ... Enrolled in university studies.



#1

JAMON GORDON

Guard

6-3 • 200 • Freshman

Jacksonville, Fla.

Andrew Jackson H.S.

Combo guard who signed with the Hokies last fall ... Good shooter who penetrates well ... Should challenge for immediate playing time this fall ... Should become a good defensive player ... Probably the most athletic player among the newcomers ... Will need to continue to work hard in the weight room this season.

High School: Played four seasons and earned three varsity letters for Coach Jackie Simmons at Andrew Jackson H.S. ... Three-time all-city selection ... All-state as a junior and senior ... Scored 38 points against Meridian H.S., and 33 points versus nationally-ranked St. Raymond H.S., of the Bronx, N.Y. ... All-tournament in the City of Palms Classic ... Led the state of Florida in steals as a

junior and senior, also had the most steals in the state final, four, as a senior.

Personal: Jamon Gordon ... Born July 18, 1984, in Jacksonville, Fla. ... Son of Victrina Lucas ... Has an older sister, Jamie ... Enrolled in university studies.



#2

MYKHAEL LATTIMORE

Guard

6-4 • 195 • Freshman

Morristown, N.J.

Lawrenceville School

Walk-on who joined the team at the beginning of the fall semester ... Will provide depth on the wing ... Played last season as a post-graduate on a good prep school team ... Started on the same prep team as All-Americans Luol Deng (Duke) and Charlie Villanueva (Connecticut) ... Intelligent player with a strong work ethic.

Prep School: Played shooting guard at The Lawrenceville School for head coach Ronald Kane ... Named second team all-

prep and third team all-state at Lawrenceville.

High School: Three-year letterwinner at Morristown High School for head coach Ricky Osborne ... First team all-conference as a junior and senior ... Also named all-county and all-area as a junior and senior ... Team captain as a junior and senior ... Second team all-state as a senior ... County and area Player of the Year as a senior ... School's Most Outstanding Male Athlete as a senior.

Personal: Mykhael Anthony Lattimore ... Born May, 31, 1984 in Denville, N.J. ... Son of Ovie Lattimore and LaRhonda Robinson ... Oldest of five children; has three younger sisters and one younger brother ... Father played football at the University of Illinois ... Enrolled in university studies.



#15

DAVIS STUBBS

Guard

6-1 • 170 • Freshman

Asheville, N.C.

Carolina Day School/New Hampton Prep

Walk-on guard who will supply depth in the back court ... True point guard that missed last season due to knee injury ... Could see immediate action as a freshman if he is healthy ... Good passer and defensive player.

High School: Did not play last season at New Hampton Prep due to a knee injury ... Four-year letterwinner for Thomas Nash

and Ernie Lasher at Carolina Day School ... NCISA all-state as a junior and senior ... All-conference as a senior ... All-Western North Carolina as a senior ... Team captain as a senior ... Team won the NCISA State Championship three times ... Had 29 points and six assists in the state finals vs. North Raleigh Christian his senior season ... Member of the National Honor Society ... First team Academic All-State.

Personal: Davis Stubbs ... Born September 1, 1983, in Hickory, N.C. ... Son of Dan and Cindy Stubbs ... Has an older sister, Kathryn ... Plans to major in human nutrition, foods and exercise and become a physical therapist.



#3

CHRIS TUCKER

Forward

6-7 • 210 • Freshman

Fincastle, Va.

Lord Botetourt H.S./Fork Union M.A.

Walk-on forward who will supply depth in the front court ... Excellent shooter ... Could see action in a thin front court this season ... Strong player who should get stronger in the Virginia Tech weight room ... Area player who prepped last season at Fork Union.

High School: Played for Coach Fletcher Arritt last season at Fork Union Military

Academy ... Averaged 11.5 points and seven rebounds at FUMA ... Three-year letterwinner for Mark Wayne at Lord Botetourt H.S., in nearby Fincastle, Va. ... Averaged 22 points and 10 rebounds at Lord Botetourt ... All-Metro, All-Blue Ridge District and All-Region as a junior and senior at LBHS ... Second team AP AA All-State as a senior ... Team MVP as a senior ... Senior Athletic Award winner in 2002 ... Also played golf at LBHS.

Personal: Christopher M. Tucker ... Born August 18, 1984, in Roanoke, Va. ... Son of Monty and Susanne Tucker ... Father is a member of the Virginia Softball Hall of Fame ... Enrolled in university studies.

#42

2003-04 VIRGINIA TECH MEN'S BASKETBALL

ALPHABETICAL LISTING

No.	Name	POS	HT	WT	CL	HOMETOWN (HS/OTHER)
21	Allen Calloway	F	6-8	205	So.	Gretna, Va. (Tunstall/Coastal Christian Academy)
33	Coleman Collins	F	6-8	215	Fr.	Stone Mountain, Ga. (Chamblee)
4	Fabian Davis	F	6-6	215	So.	Durham, N.C. (Southern Durham/Bonner Academy)
32	Carlos Dixon	G/F	6-7	195	Sr.	Salisbury, N.C. (South Rowan/Fork Union Military Academy)
1	Zabian Dowdell	G	6-2	190	Fr.	Pahokee, Fla. (Pahokee)
2	Jamon Gordon	G	6-3	190	Fr.	Jacksonville, Fla. (Andrew Jackson)
23	Shawn Harris	G	6-4	215	So.	Ettrick, Va (Matoaca/Fork Union Military Academy)
15	Mykhael Lattimore	G	6-4	195	Fr.	Morristown, N.J. (Morristown/Lawrenceville School)
22	Bryant Matthews	G/F	6-7	215	Sr.	Columbia, S.C. (Columbia)
25	Philip McCandies	F	6-9	215	So.	Winston-Salem, N.C. (Parkland)
24	Markus Sailes	G	6-5	205	So.	Richmond, Va. (Varina)
3	Davis Stubbs	G	6-1	170	Fr.	Asheville, N.C. (Carolina Day/New Hampton)
42	Chris Tucker	F	6-7	200	Fr.	Fincastle, Va. (Lord Botetourt/ Fork Union Military Academy)

NUMERICAL LISTING

No.	Name	POS	HT	WT	CL	HOMETOWN (HS/OTHER)
1	Zabian Dowdell	G	6-2	190	Fr.	Pahokee, Fla. (Pahokee)
2	Jamon Gordon	G	6-3	190	Fr.	Jacksonville, Fla. (Andrew Jackson)
3	Davis Stubbs	G	6-1	170	Fr.	Asheville, N.C. (Carolina Day/New Hampton)
4	Fabian Davis	F	6-6	215	So.	Durham, N.C. (Southern Durham/Bonner Academy)
15	Mykhael Lattimore	G	6-4	195	Fr.	Morristown, N.J. (Morristown/Lawrenceville School)
21	Allen Calloway	F	6-8	205	So.	Gretna, Va. (Tunstall/Coastal Christian Academy)
22	Bryant Matthews	G/F	6-7	215	Sr.	Columbia, S.C. (Columbia)
23	Shawn Harris	G	6-4	215	So.	Ettrick, Va (Matoaca/Fork Union Military Academy)
24	Markus Sailes	G	6-5	205	So.	Richmond, Va. (Varina)
25	Philip McCandies	F	6-9	215	So.	Winston-Salem, N.C. (Parkland)
32	Carlos Dixon	G/F	6-7	195	Sr.	Salisbury, N.C. (South Rowan/Fork Union Military Academy)
33	Coleman Collins	F	6-8	215	Fr.	Stone Mountain, Ga. (Chamblee)
42	Chris Tucker	F	6-7	200	Fr.	Fincastle, Va. (Lord Botetourt/ Fork Union Military Academy)

COACHING STAFF

Head Coach: Seth Greenberg (Fairleigh Dickinson, 1978)

Assistant Coaches: Brad Greenberg (American, 1977), Ryan Odom (Hampden Sydney, 1996), Eric Skeeters (Coppin State, 1997)



CONFERENCE TIES

THE BIG EAST CONFERENCE

As The BIG EAST Conference celebrates its 25th anniversary in 2003-04, it takes pride in its long list of accomplishments. Providing opportunities to excel amongst the nation's best, both athletically and academically, has always been its mission.

Since opening its doors in 1979, the league has won 22 national championships in six different sports and 118 student-athletes have won individual national titles. The BIG EAST has always been able to boast that some of its best students are also some of its best athletes. More than 300 student-athletes have earned Academic All-America honors, including Connecticut basketball standout Emeka Okafor who earned first team recognition last year. A BIG EAST student-athlete has won the Honda-Broderick Cup as Collegiate Woman of the Year four times, the last by Notre Dame soccer player Cindy Daws in 1997-98.

BIG EAST student-athletes have continued their success after leaving the classrooms and playing fields. Former Connecticut women's basketball standout Dr. Leigh Curl was inducted into the Verizon Academic All-America Hall of Fame in 1999. Former Georgetown men's basketball star Dikembe Mutombo was named a winner of the President's Service Award, the highest honor in the U.S. for volunteer service.

The BIG EAST continued to thrive amongst the nation's elite in 2002-03. It became the first conference to win the men's and women's NCAA titles and the men's NIT Championship in the same year. The Syracuse men won their first national championship, the Connecticut women took home their fourth national title and St. John's won the NIT for the sixth time.

The BIG EAST has won each of the last four women's basketball titles.

In the classroom, 21 student-athletes earned 2002-03 Academic All-America honors, including 10 who garnered first team accolades. UConn's Diana Taurasi was the consensus national player of the year in women's basketball. Additionally, she was the women's basketball Honda Award winner.

Whether it's the student-athletes or the league as a whole, moving forward successfully has been the norm for the conference that was formed in 1979.

In the spring of 2001, the BIG EAST added women's lacrosse to its growing list of sports and the inaugural women's golf championship was held in the spring of 2003.

When the 1990s began, The BIG EAST Conference had just completed its eighth season with nine members. The league was arguably as healthy as a conference could be. The BIG EAST was a headline-grabber immediately, especially in men's basketball, its signature sport. The BIG EAST Football Conference did not exist.

The '90s was a decade of enormous change in college athletics with conferences adding new members and new leagues beginning. The BIG EAST was no different than most groups. The BIG EAST Football Conference, with eight members, became a major player in college football immediately after its inception in 1991.

The BIG EAST became a reality on May 31, 1979, following a meeting of athletic directors from Providence College, St. John's, Georgetown and Syracuse Universities. Seton

BIG EAST MEN'S BASKETBALL FACTS

- Four schools, Georgetown (1984), Villanova (1985), Connecticut (1999), and Syracuse (2003) have won NCAA Championships as members of the BIG EAST Conference.
- Three other schools, Providence, St. John's, and Seton Hall, have advanced to Final Fours as members of the BIG EAST Conference. In all, the BIG EAST has made 11 Final Four appearances.
- The largest crowd ever to witness a college game in an on-campus facility was March 9, 2003, as a crowd of 33,071 witnessed Syracuse defeat Rutgers, 83-74. That surpassed the previous record of 33,048, when Syracuse defeated Georgetown, 62-58, in the Carrier Dome on March 3, 1991.
- In the 1985 Final Four at Rupp Arena in Lexington, Ky., three of the four competing teams, including both finalists, were BIG EAST Conference member institutions. Villanova defeated Georgetown, 66-64, to win the title. It is just the third time in NCAA history that teams from the same conference met in the finals and the only time that three teams from the same league were in a single Final Four.
- Four BIG EAST Conference teams share arenas with NBA teams.

Hall, Connecticut and Boston College completed the original seven-school alliance.

After one season, Villanova was added and began play in 1980-81. Two seasons later, Pittsburgh joined the group and started competition in '82-83.

Miami was admitted in 1990 and began BIG EAST competition in '91-92. Rutgers, West Virginia and Notre Dame joined in '94 and started to compete in '95-96. Virginia Tech became the league's 14th full member in 2000-01.

While the membership has increased, the focus of the BIG EAST remains unchanged. It is a group that reflects a tradition of broadbased programs, led by administrators and coaches who place a constant emphasis on academic integrity. The BIG EAST Conference has enjoyed a leadership role nationally. Its student-athletes own significantly high graduation rates and their records of scholastic achievement notably reflect a balance between intercollegiate athletics and academics.

Any successful consortium enjoys outstanding leadership. Michael Tranghese, the league's first full-time employee, and for 11 years the associate of Dave Gavitt, took over



This season will mark the 21st season of Madison Square Garden hosting the BIG EAST Conference Men's Basketball Tournament.

the Commissioner's reins in June, 1990. In his first year at the helm, he administered the formation of The BIG EAST Football Conference.

BIG EAST sports attract the interest of followers in the nation's largest media markets including New York, Chicago, Philadelphia, Boston, Washington, D.C., Miami, Pittsburgh and Hartford. The league has long been considered a leader in innovative concepts in promotion and publicity, particularly regarding television. Those efforts have resulted in unparalleled visibility for BIG EAST student-athletes. Exclusive long-range television contracts with CBS, ESPN, Inc., and ABC provide BIG EAST basketball and football with more television exposure.

While BIG EAST basketball games are regular sellouts at campus and major public arenas, including the annual BIG EAST Championship in Madison Square Garden, attendance figures also are significant at BIG EAST soccer, women's basketball and baseball games.

More than 500 BIG EAST athletes have earned All-America recognition and dozens have won individual NCAA national championships. The BIG EAST has been well represented in U.S. or foreign national and Olympic teams, with several athletes earning gold medals in the summer Olympiads in Sydney in 2000, Atlanta in '96, Barcelona in '92, Seoul in '88 and Los Angeles in '84.

The BIG EAST has its headquarters in Providence where the conference administers to more than 5,500 athletes in 23 sports.

2002-03 FINAL BIG EAST STANDINGS

East	League Games			All Games		
	W	L	Pct.	W	L	Pct.
Boston College	10	6	.625	19	12	.613
Connecticut	10	6	.625	23	10	.697
Providence	8	8	.500	18	14	.563
Villanova	8	8	.500	15	16	.484
St. John's	7	9	.438	21	13	.618
Miami	4	12	.250	11	17	.392
Virginia Tech	4	12	.250	†12	17	.379

West	W	L	Pct.	W	L	Pct.
Syracuse	13	3	.813	30	5	.857
Pittsburgh	13	3	.813	28	5	.848
Seton Hall	10	6	.625	17	13	.567
Notre Dame	10	6	.625	24	10	.706
Georgetown	6	10	.375	19	15	.559
West Virginia	5	11	.313	14	15	.483
Rutgers	4	12	.250	12	16	.429

† St. Bonaventure forfeited game to Virginia Tech due to use of an ineligible player in 2002-03.

2002-03 BIG EAST AWARDS

Player of the Year

Troy Bell, Boston College

Coach of the Year

Louis Orr, Seton Hall

Rookie of the Year

Carmelo Anthony, Syracuse

Defensive Player of the Year

Emeka Okafor, Connecticut

Most Improved Player

Hakim Warrick, Syracuse

Sportsmanship Award

Kueth Duany, Syracuse

BIG EAST/Aéropostale Men's Basketball Scholar-Athlete of the Year

Emeka Okafor, Connecticut



BIG EAST STAFF



Michael Tranghese



Tom Odjakjian



John Paquette



Tammy Donovan



Rob Carolla

The BIG EAST Conference
222 Richmond Street, Suite 110
Providence, RI 02903
www.bigeast.org

(401) 453-0660 Communications
(401) 272-9108 Switchboard
(401) 751-8540 Fax

Commissioner Michael Tranghese
Associate Commissioner for Football Nick Carparelli, Jr.
Associate Commissioner for Sport Administration . . . Donna DeMarco
Associate Commissioner John Marinatto
Associate Commissioner Tom Odjakjian
Associate Commissioner for Communications John Paquette
Associate Commissioner Stan Wilcox
Assistant Commissioner for Sport Administration . . . James Siedliski
Assistant Commissioner for Compliance Jerome Rodgers
Assistant Commissioner/

Women's Basketball Officiating Barbara Jacobs
Director of Business Affairs Susan Scorpio Eaton
Assistant Commissioner for Communications Tammy Donovan

Director of Communications Rob Carolla
Assistant Director of Sport Administration Jamie Maddox
Coordinator of Men's Basketball Officiating Art Hyland
Coordinator of Football Officiating John Soffey
Assistant to the Commissioner Lisa Zaneccchia
Administrative Assistant for Sport Administration . . . Lois DeBlois
Administrative Assistant for Compliance Wanda Factor
Administrative Assistant Linda Yates
Basketball & Football Assistant Shawn Murphy
Receptionist Kathy Kirkpatrick
Communications Assistant Kristine Olson
Communications Assistant Doug Richards
Compliance Assistant Keli Cunningham



2002-2003 BIG EAST STATISTICS

2002-2003 BIG EAST STATISTICS

(ALL GAMES PLAYED)

SCORING

Player-Team	Cl	G	FG	3FG	FT	Pts	Avg
1. BELL, Troy-BC	SR	31	224	106	227	781	25.2
2. SWEETNEY, Mike-GU	JR	34	264	0	248	776	22.8
3. HATTEN, Marcus-SJU	SR	34	277	56	146	756	22.2
4. ANTHONY, Carmelo-SU	FR	35	277	56	168	778	22.2
5. SCHIFINO, Drew-WVU	SO	29	220	25	117	582	20.1
6. SMITH, Craig-BC	FR	31	241	3	132	617	19.9
7. GORDON, Ben-UC	SO	33	211	80	143	645	19.5
8. CARROLL, Matt-ND	SR	34	215	99	135	664	19.5
9. RICE, Darius-UM	JR	27	170	67	99	506	18.7
10. THOMAS, Chris-ND	SO	34	211	80	135	637	18.7
11. GOMES, Ryan-PC	SO	32	213	0	163	589	18.4
12. MATTHEWS, Bryant-VT	JR	29	178	40	107	503	17.3
13. JONES, James-UM	SR	28	157	40	118	472	16.9
14. BARRETT, Andre-SHU	JR	30	162	56	122	502	16.7
15. COLEMAN, Jerome-RU	SR	28	151	72	75	449	16.0

REBOUNDING

Player-Team	Cl	G	OFF	DEF	TOT	Avg
1. OKAFOR, Emeka-UC	SO	33	125	245	370	11.2
2. SWEETNEY, Mike-GU	JR	34	137	215	352	10.4
3. ANTHONY, Carmelo-SU	FR	35	101	248	349	10.0
4. GOMES, Ryan-PC	SO	32	106	205	311	9.7
5. WARRICK, Hakim-SU	SO	35	112	185	297	8.5
6. FRANCIS, Torin-ND	FR	34	96	188	284	8.4
7. SMITH, Craig-BC	FR	31	100	146	246	7.9
8. WRIGHT, Ricky-VU	SR	28	86	132	218	7.8
9. TAYLOR, Terry-VT	SR	28	90	114	204	7.3
10. MATTHEWS, Bryant-VT	JR	29	109	97	206	7.1

FIELD GOAL PERCENTAGE

(Min. 5.0 made per game)

Player-Team	Cl	G	FG	FGA	Pct
1. SMITH, Craig-BC	FR	31	241	400	.603
2. OKAFOR, Emeka-UC	SO	33	221	381	.580
3. SWEETNEY, Mike-GU	JR	34	264	483	.547
4. WARRICK, Hakim-SU	SO	35	197	364	.541
5. GOMES, Ryan-PC	SO	32	213	397	.537
6. TAYLOR, Terry-VT	SR	28	162	306	.529
7. ANTHONY, Carmelo-SU	FR	35	277	612	.453
8. SCHIFINO, Drew-WVU	SO	29	220	487	.452
9. SIDNEY, Ryan-BC	JR	31	164	366	.448
10. JONES, James-UM	SR	28	157	351	.447

3-POINT FIELD GOAL PERCENTAGE

(Min. 2.0 made per game)

Player-Team	Cl	G	3FG	FGA	Pct
1. GORDON, Ben-UC	SO	33	80	191	.419
2. BUCHANAN, Gary-VU	SR	26	88	215	.409
3. CARROLL, Matt-ND	SR	34	99	243	.407
4. BELL, Troy-BC	SR	31	106	264	.402
5. SHIELDS, Ricky-RU	SO	28	59	150	.393
6. THOMAS, Chris-ND	SO	34	80	208	.385
7. RICE, Darius-UM	JR	27	67	184	.364
8. INGRAM, Elijah-SJU	FR	34	70	194	.361
9. McNAMARA, Gerry-SU	FR	35	85	238	.357
10. DIXON, Carlos-VT	JR	25	57	160	.356

3-POINT FIELD GOALS MADE

Player-Team	Cl	G	3FG	Avg
1. BELL, Troy-BC	SR	31	106	3.42
2. BUCHANAN, Gary-VU	SR	26	88	3.38
3. CARROLL, Matt-ND	SR	34	99	2.91
4. COLEMAN, Jerome-RU	SR	28	72	2.57
5. RICE, Darius-UM	JR	27	67	2.48
6. McNAMARA, Gerry-SU	FR	35	85	2.43
7. GORDON, Ben-UC	SO	33	80	2.42
8. THOMAS, Chris-ND	SO	34	80	2.35
9. DIXON, Carlos-VT	JR	25	57	2.28
10. SHIELDS, Ricky-RU	SO	28	59	2.11

FREE THROW PERCENTAGE

(Min. 2.5 made per game)

Player-Team	Cl	G	FTM	FTA	Pct
1. McNAMARA, Gerry-SU	FR	35	90	99	.909
2. THOMAS, Chris-ND	SO	34	135	155	.871
3. BELL, Troy-BC	SR	31	227	268	.847
4. CARROLL, Matt-ND	SR	34	135	160	.844
5. RILEY, Gerald-GU	JR	34	102	121	.843
6. GOMES, Ryan-PC	SO	32	163	194	.840
7. BARRETT, Andre-SHU	JR	30	122	146	.836
8. JONES, James-UM	SR	28	118	142	.831
9. SHIELDS, Ricky-RU	SO	28	73	90	.811
10. GORDON, Ben-UC	SO	33	143	177	.808

ASSISTS

Player-Team	Cl	G	Asts	Avg
1. THOMAS, Chris-ND	SO	34	236	6.94
2. KNIGHT, Brandin-UP	SR	33	209	6.33
3. BARRETT, Andre-SHU	JR	30	159	5.30
4. BROWN, Taliek-UC	JR	29	140	4.83
5. GORDON, Ben-UC	SO	33	156	4.73
6. SIDNEY, Ryan-BC	JR	31	144	4.65
7. McNAMARA, Gerry-SU	FR	35	155	4.43
8. McGRATH, Donnie-PC	FR	32	138	4.31
9. HATTEN, Marcus-SJU	SR	34	138	4.06
10. HERBER, Johannes-WVU	FR	29	111	3.83

STEALS

Player-Team	Cl	G	Stls	Avg
1. HATTEN, Marcus-SJU	SR	34	100	2.94
2. BELL, Troy-BC	SR	31	70	2.26
3. McNAMARA, Gerry-SU	FR	35	77	2.20
4. KNIGHT, Brandin-UP	SR	33	70	2.12
5. COLEMAN, Jerome-RU	SR	28	52	1.86
6. THOMAS, Chris-ND	SO	34	62	1.82
7. KABBA, Sheiku-PC	JR	31	56	1.81
8. RILEY, Gerald-GU	JR	34	60	1.76
9. GOMES, Ryan-PC	SO	32	55	1.72
10. SHERROD, Mike-RU	JR	28	48	1.71
SNOWDEN, Derrick-VU	JR	31	53	1.71

BLOCKED SHOTS

Player-Team	Cl	G	Blks	Avg
1. OKAFOR, Emeka-UC	SO	33	156	4.73
2. SWEETNEY, Mike-GU	JR	34	109	3.21
3. DOUTHIT, Marcus-PC	JR	32	97	3.03
4. LAMIZANA, Herve-RU	JR	28	83	2.96
5. McNEIL, Jeremy-SU	JR	35	100	2.86
6. CORNETTE, Jordan-ND	SO	34	75	2.21
7. JONES, James-UM	SR	28	50	1.79
8. FRANCIS, Torin-ND	FR	34	60	1.76
9. PITTSNOGLE, Kevin-WVU	FR	29	39	1.34
10. WARRICK, Hakim-SU	SO	35	44	1.26

ASSIST/TURNOVER RATIO

(Min. 3.0 assists/game)

Player-Team	Cl	G	Asst	Avg	Turn	Avg	Ratio
1. KNIGHT, Brandin-UP	SR	33	209	6.3	101	3.1	2.07
2. BROWN, Taliek-UC	JR	29	140	4.8	70	2.4	2.00
3. HINNANT, Louis-BC	FR	31	98	3.2	52	1.7	1.88
4. SHERROD, Mike-RU	JR	28	95	3.4	51	1.8	1.86
5. McNAMARA, Gerry-SU	FR	35	155	4.4	85	2.4	1.82
6. McGRATH, Donnie-PC	FR	32	138	4.3	76	2.4	1.82
7. BETHEL, Tony-GU	SO	34	121	3.6	70	2.1	1.73
8. SNOWDEN, Derrick-VU	JR	31	108	3.5	64	2.1	1.69
9. THOMAS, Chris-ND	SO	34	236	6.9	142	4.2	1.66
10. HERBER, Johannes-WVU	FR	29	111	3.8	68	2.3	1.63

TEAM STATISTICS

SCORING OFFENSE	.10th
SCORING DEFENSE	.13th
SCORING MARGIN	.14th
FIELD GOAL PERCENTAGE	.11th
FIELD GOAL PERCENTAGE DEFENSE	.10th
3-POINT FIELD GOAL PERCENTAGE	.5th
3-POINT FIELD GOAL PERCENTAGE DEFENSE	.10th
FREE THROW PERCENTAGE	.11th
REBOUNDING OFFENSE	.7th
REBOUNDING DEFENSE	.6th
REBOUNDING MARGIN	.9th
BLOCKED SHOTS	.8th
ASSISTS	.12th
STEALS	.11th
TURNOVER MARGIN	.13th
ASSIST/TURNOVER MARGIN	.12th

TECH'S CONFERENCE TIMELINE

Feb. 13, 1872 — Virginia Tech is founded.

Oct. 21, 1892 — Tech played its first football game, recording a 14-10 win over St. Albans, a private boys prep school in Radford.

Feb. 25-26, 1921 — Tech, under the leadership of athletics director C.P. "Sally" Miles, joined the Southern Intercollegiate Conference as a charter member. Other members included Alabama, Alabama Polytechnic Institute (Auburn), Clemson, Georgia, Georgia School of Technology (Georgia Tech), Kentucky, Maryland, Mississippi Agricultural and Mechanical College (Mississippi State), North Carolina, North Carolina State, Tennessee, Virginia and Washington and Lee. In 1922, Louisiana State, Mississippi, South Carolina, Vanderbilt and Tulane joined the conference.

December 1923 — The name of the conference was officially changed to the Southern Conference. Also, conference officials added the University of the South to the conference. The following year, VMI joined the conference, and in 1929, Duke joined.

1932 — It was agreed that the 13 southern-most members should form a separate conference. The Southeastern Conference, thus, was formed with Alabama, Auburn, Florida, Georgia, Georgia Tech, Kentucky, LSU, Mississippi, Mississippi State, Sewanee, Tennessee, Tulane and Vanderbilt as the members.

1953 — The following seven colleges withdrew to form the Atlantic Coast Conference: Clemson, Duke, North Carolina, North Carolina State, Maryland, South Carolina and Wake Forest College.

June 1965 — Tech withdrew from the Southern Conference.

July 1965-May 1978 — Tech competed as an independent in virtually every varsity sport.

May 1978 — Tech ends its 13-year status as a major independent by accepting a bid to join the Metropolitan Collegiate Athletic Conference (a.k.a. the Metro) for all sports except football.

The Hokies join Cincinnati, Florida State, Louisville, Memphis State, St. Louis and Tulane in the Metro, which was founded in 1975.

"Affiliation with the Metro Conference is beneficial from the standpoint of scheduling, national identity and postseason activity," Tech president William Lavery said. "It will provide us with national exposure and television coverage, as well as improve the basketball schedule and bring good teams to Blacksburg."

Feb. 5, 1991 — After 26 years as a football independent, Tech officially accepts a bid to join the newly-created BIG EAST Football Conference. Tech joined Miami, Syracuse,

Boston College, Pittsburgh, West Virginia, Temple and Rutgers as charter members of the conference.

January 1995 — Five Metro members — UNC Charlotte, Tulane, Louisville, Southern Miss and South Florida — voted Tech and Virginia Commonwealth out of the league. At the time, those schools were planning merger with other Midwestern schools (hence, the birth of Conference USA) and the Hokies and Rams were not interested in such a merger. As a result, those five league members decided to vote them out of the league.

Feb. 3, 1995 — Tech, VCU and the Metro agree to a \$2.27 million settlement which the Hokies and Rams split. A portion of conference revenue was going to be withheld from the two schools, but this settlement put an end to the issue.

Two weeks later, 1995 — Tech joins the Atlantic 10 Conference for all sports except football, which is in the BIG EAST, and wrestling, which is in the Colonial. (Tech wrestling began competition in the Eastern Wrestling League in the 1997-98 season.) Tech AD Dave Braine picked the Atlantic 10 over the Colonial because of three factors.

"No. 1 was Northeast exposure," Braine told Bill Roth in the Feb. 17 issue of The Hokie Huddler. "No. 2 were the basketball rankings of the Atlantic 10 and the high level of play in the league. And No. 3, most of our out-of-state students are from the Northeast."



Virginia Tech was a member of the Atlantic 10 from 1995-2000.

June 24, 1999 — Tech receives a proposal from the BIG EAST Conference, inviting the school to join the conference for all sports.

July 20, 1999 — Tech submits a counterproposal, addressing financial issues that the school has with the original proposal. BIG EAST athletic directors address those concerns at the athletics directors' meetings in mid-July and submit the proposal to each school's respective president for a vote.

Aug. 24, 1999 — Tech and the BIG EAST announce that the Hokies will join the conference for all sports beginning in 2001-02.

"Virginia Tech is thrilled to become a full member of the BIG EAST Conference and looks forward to its academic and athletic associations with the entire conference membership," Tech president Paul Torgersen said.

November 2, 1999 - BIG EAST Conference Presidents vote to advance Virginia Tech's participation as a full member to July 1, 2000.

June 18, 2003 — In a surprise move, presidents of Atlantic Coast Conference schools privately drop a plan to invite Miami, Boston College and Syracuse and instead, vote on inviting Virginia Tech and Miami. This comes after five weeks of negotiations with the other three schools for ACC invitations.

June 19, 2003 — Responding to speculation that Virginia Tech has been invited to join the ACC, the university issues a release stating that no offer has been extended officially or unofficially.

June 24, 2003 — Presidents of Atlantic Coast Conference schools hold a teleconference and vote to begin the official process of offering invitations to Virginia Tech and Miami.

June 25, 2003 — Atlantic Coast Conference officials make an official site visit to Virginia Tech, with the Hokies passing with flying colors. This is the final step before an official invitation can be extended.

June 27, 2003 — Virginia Tech President Charles Steger announces that the Hokies have officially accepted the ACC's invitation to join the conference.

"Today we have received the formal offer of membership, which we will accept," Steger said. "We know that this affiliation will be good for our students, athletes, fans, and communities for many years to come."


July 1, 2003 — Virginia Tech and Miami are officially introduced as the 10th and 11th members of the Atlantic Coast Conference at a press conference in Greensboro, N.C. The Hokies will officially join the ACC on July 1, 2004 and will begin play in the 2004-05 academic year.

"I'm excited for our fans and our constituency," Weaver said. "This membership is something that the fan base and alumni and friends of Virginia Tech have wanted for a long time. It's home for us. We've had prior relationships with these institutions for many years and this is something our fans are excited about. I'm happy for them, for our coaches and for our student-athletes."


THE ATLANTIC COAST CONFERENCE

The Atlantic Coast Conference is one of the strongest and most storied conferences in the nation. Among basketball conferences, the ACC perhaps reigns supreme. Over the years, the ACC has produced nine national champions, five NIT champions, 23 national players of the year a total of 28 times, nine national coaches of the year a total of 18 times and a staggering 130 All-America selections. Virginia Tech and Miami will join the ACC for the 2004-05 basketball season and Boston College will become the league's 12th team in the near future.

Although Virginia Tech does not officially begin Atlantic Coast Conference play until next season, the Hokies have a long history of competing against the schools of the ACC. Tech has played a total of 380 games against teams that will compete next season in the ACC. Through the years, Tech and ACC teams have played great games in great venues with great players making great plays.



Perry Young grabs a rebound against Wake Forest in the Greensboro Coliseum.



Al Young scores over Ivan Joseph and Mark Price of Georgia Tech in the first round of the 1984 NIT in Cassell Coliseum.



Rod Wheeler shoots against Maryland in Cole Field House.



Thomas Elliott scores over North Carolina's George Lynch at the Roanoke Civic Center.



SEASON REVIEW

2002-2003 SEASON IN REVIEW


INDIVIDUAL ACCOMPLISHMENTS MARK 02-03 SEASON

In Virginia Tech's third season as a member of the BIG EAST Conference, the men's basketball team completed the 2002-03 season 12-17 overall and 4-12 in the BIG EAST Conference East Division.

The season saw the emergence of Bryant Matthews and Carlos Dixon as two of the top players in the league and the continued solid play of senior center Terry Taylor. The Hokies were more competitive than in years past, but the improved play, unfortunately did not lead to more victories. The high points of the season were accompanied by an equal number of low points and a late season injury to Dixon may have cost the Hokies any chance of advancing to the BIG EAST Tournament.

The Hokies opened the season with a third place finish at the Paradise Jam in the Virgin Islands, with wins over Michigan and Toledo. Tech also claimed a non-conference win over arch rival Virginia in Cassell Coliseum. The conference slate was highlighted by a 95-74 home win over #18 Connecticut, Tech's first win over a nationally-ranked team under Ricky Stokes. Tech also recorded victories against NIT participants Villanova and Providence and a win at eventual NIT champion St. John's.

As the team showed that it was closing the gap in the always-tough BIG EAST, several individuals stepped forward for Tech. When the 2003-04 preseason awards are announced, don't be surprised to see the names Matthews and Dixon. The teams



Carlos Dixon scored 20 or more points five times during the 2002-03 season.



Terry Taylor earned BIG EAST Conference Player of the Week honors for his performance at the Paradise Jam.


in the league got all they wanted of the pair during their junior seasons. Matthews may have had the most complete season of any player in the league, and though not voted the league's most improved, the argument for that award could certainly have been made. Dixon was, perhaps, equaling the season of his classmate before breaking his foot at Miami. Always a top threat on the offensive end of the floor, Dixon had become one of the top defensive players in the league, in both zone and man-to-man schemes.

Individual highlights were evident throughout the season. Matthews led the Hokies in scoring, rebounding, assists, steals and blocked shots, becoming the first player in BIG EAST history to

accomplish that feat. He joined teammate Brian Chase in surpassing the 1,000 point career mark. Matthews was named honorable mention All-BIG EAST Conference and first team All-State. Dixon recorded his third straight season in double figures, averaging a career-high 13.8 points per game. Defensively, he will soon join the top 10 in school history in steals and blocked shots.

Taylor became the first player in Tech history to be honored as the BIG EAST Conference Player of the Week for his efforts in the Paradise Jam, where he was named to the all-tournament team. Dimari Thompkins improved as the season went on and showed the completeness of his game.

The large group of freshmen showed flashes of promise. Shawn Harris became a



Brian Chase became the 32nd player in school history to record 1,000 career points.



Bryant Matthews was the only Hokie to start all 29 games last season.

steady reserve off the bench for most of the conference slate. Allen Calloway and Philip McCandies each saw action in the starting line-up and made it evident that, with added strength and maturity, they will be potent forces in the league. Markus Sailes and Fabian Davis used the increased playing time afforded by Dixon's injury to show that they are players of the future in

the Tech program.

The end of the season saw a change in the coaching staff for the Hokies. New mentor Seth Greenberg and his assistants will have a solid foundation to build upon and a mixture of youth and experience. And the senior duo of Matthews and Dixon should become one of the top one-two punches in the BIG EAST.

2002-2003 RESULTS

RECORD:	OVERALL	HOME	AWAY	NEUTRAL
ALL GAMES	12-17	8-7	1-10	3-0
CONFERENCE	4-12	3-5	1-7	0-0
NON-CONFERENCE	7-6	5-2	0-3	2-1

ATTENDANCE SUMMARY:	GAMES	TOTALS	AVG/GAME
HOME	15	63167	4211
AWAY	11	81799	7436
NEUTRAL	3	6517	2172
TOTAL	29	151483	5224

DATE	TIME	OPPONENT	SCORE	ATTEND	HIGH POINTS	HIGH REBOUNDS
11/22/02	6:15 p.m.	vs St. Bonaventure	†F 78-91	2153	(28)TAYLOR, Terry	(10)MATTHEWS, Bryant
11/24/02	8:40 p.m.	vs Michigan	W 65-53	1891	(23)TAYLOR, Terry	(8)MATTHEWS, Bryant
11/25/02	6:15 p.m.	vs Toledo	W 58-45	2473	(16)MATTHEWS, Bryant	(8)McCANDIES, Philip
11/29/02	7:00 p.m.	AMERICAN	W 69-61	3560	(21)TAYLOR, Terry	(10)TAYLOR, Terry
12/02/02	7:00 p.m.	WOFFORD	77-79 L	3114	(21)TAYLOR, Terry	(10)TAYLOR, Terry
12/05/02	7:00 p.m.	VMI	W 71-66	3521	(26)MATTHEWS, Bryant	(6)TAYLOR, Terry
12/7/02	7:00 p.m.	at William and Mary	52-60 L	2611	(12)DIXON, Carlos	(9)McCANDIES, Philip
12/09/02	7:00 p.m.	at East Carolina	60-76 L	7012	(20)DIXON, Carlos	(6)MATTHEWS, Bryant
12/14/02	7:00 p.m.	MORGAN STATE	W 71-64	3448	(19)TAYLOR, Terry	(14)TAYLOR, Terry
12/21/02	2:00 p.m.	at Western Michigan	54-75 L	3159	(10)CHASE, Brian (10)THOMPCKINS, Dimari	(4)DAVIS, Fabian (4)THOMPCKINS, Dimari
12/30/02	7:00 p.m.	TOWSON	W 76-52	3067	(23)MATTHEWS, Bryant	(11)TAYLOR, Terry
01/04/03	4:30 p.m.	FLORIDA STATE	69-76 L	4220	(17)TAYLOR, Terry	(9)TAYLOR, Terry
1/8/03	7:35 p.m.	*at Villanova	81-92 LOT	6500	(24)DIXON, Carlos	(8)MATTHEWS, Bryant
1/14/03	7:00 p.m.	*at CONNECTICUT	65-83 L	16294	(16)MATTHEWS, Bryant (16)TAYLOR, Terry	(7)MATTHEWS, Bryant
01/18/03	7:00 p.m.	*PROVIDENCE	W 92-79	4613	(26)MATTHEWS, Bryant	(12)THOMPCKINS, Dimari
01/21/03	7:30 p.m.	VIRGINIA	W 73-55	8152	(30)MATTHEWS, Bryant	(11)TAYLOR, Terry
01/25/03	2:00 p.m.	*ST. JOHN'S	59-62 L	5628	(20)MATTHEWS, Bryant	(11)MATTHEWS, Bryant
01/29/03	7:00 p.m.	*BOSTON COLLEGE	71-95 L	3838	(21)DIXON, Carlos	(7)MATTHEWS, Bryant
2/1/03	7:35 p.m.	*at Providence	58-89 L	11460	(18)MATTHEWS, Bryant (18)TAYLOR, Terry	(9)MATTHEWS, Bryant
02/05/03	7:00 p.m.	*CONNECTICUT	W 95-74	4557	(21)DIXON, Carlos	(9)TAYLOR, Terry
2/8/03	4:00 p.m.	*at St. John's	W 71-54	6008	(22)MATTHEWS, Bryant	(9)MATTHEWS, Bryant
02/11/03	7:30 p.m.	*at Miami	65-85 L	2720	(22)MATTHEWS, Bryant	(6)MATTHEWS, Bryant (6)TAYLOR, Terry
02/15/03	4:00 p.m.	*GEORGETOWN	73-85 L	4857	(23)TAYLOR, Terry	(12)MATTHEWS, Bryant
2/19/03	7:30 p.m.	*at BOSTON COLLEGE	69-87 L	5082	(23)MATTHEWS, Bryant	(7)McCANDIES, Philip
2/22/03	1:00 p.m.	*at Notre Dame	76-98 L	11450	(27)TAYLOR, Terry	(6)THOMPCKINS, Dimari
02/26/03	7:00 p.m.	*PITTSBURGH	62-75 L	4493	(17)TAYLOR, Terry (17)MATTHEWS, Bryant	(7)TAYLOR, Terry
03/01/03	Noon	*VILLANOVA	W 88-63	3079	(21)MATTHEWS, Bryant	(11)MATTHEWS, Bryant
03/05/03	7:00 p.m.	*MIAMI	71-79 L	3020	(16)MATTHEWS, Bryant (16)TAYLOR, Terry	(10)TAYLOR, Terry
03/08/03	2:00 p.m.	*at West Virginia	67-71 L	9503	(24)Matthews, Bryant	(10)Matthews, Bryant (10)Taylor, Terry

*Conference game

†St. Bonaventure forfeited game to Virginia Tech due to use of an ineligible player in 2002-03.



2002-2003 STATISTICS

ALL GAMES

##	Player	GP	GS	Min	Avg	TOTAL			3-PTS			REBOUNDS			PF	FO	A	TO	Blk	Stl	Pts	Avg					
						FG	FGA	Pct	3FG	FGA	Pct	FT	FTA	Pct									Off	Def	Tot	Avg	
22	MATTHEWS, Bryant	29	29	999	34.4	178	428	.416	40	121	.331	107	182	.588	109	97	206	7.1	95	2	64	83	34	48	503	17.3	
33	TAYLOR, Terry	28	25	873	31.2	162	306	.529	0	1	.000	110	159	.692	90	114	204	7.3	71	2	23	39	13	11	434	15.5	
32	DIXON, Carlos	25	20	786	31.4	119	309	.385	57	160	.356	49	70	.700	15	67	82	3.3	56	1	63	44	27	42	344	13.8	
05	CHASE, Brian	27	19	735	27.2	62	164	.378	45	121	.372	23	30	.767	8	58	66	2.4	35	1	62	44	1	13	192	7.1	
34	THOMPSON, Dimari	29	17	708	24.4	50	137	.365	4	14	.286	54	76	.711	48	80	128	4.4	93	2	56	59	24	17	158	5.4	
23	HARRIS, Shawn	29	1	271	9.3	36	100	.360	14	44	.318	13	22	.591	25	12	37	1.3	38	0	13	20	0	13	99	3.4	
03	BRANHAM, Eric	28	14	434	15.5	28	78	.359	8	20	.400	23	29	.793	12	36	48	1.7	23	0	46	51	0	23	87	3.1	
25	McCANDIES, Philip	25	11	326	13.0	30	54	.556	2	6	.333	15	20	.750	27	49	76	3.0	45	1	10	25	11	12	77	3.1	
04	DAVIS, Fabian	23	4	157	6.8	16	43	.372	3	17	.176	10	15	.667	8	17	25	1.1	19	1	11	11	2	8	45	2.0	
24	SAILES, Markus	17	0	131	7.7	11	21	.524	6	8	.750	5	7	.714	2	7	9	0.5	5	0	12	16	2	6	33	1.9	
21	CALLOWAY, Allen	27	5	317	11.7	19	40	.475	0	0	.000	10	15	.667	26	32	58	2.1	41	0	12	20	9	9	48	1.8	
43	MINOR, Luke	7	0	45	6.4	4	10	.400	0	0	.000	0	1	.000	3	4	7	1.0	3	0	0	5	3	1	8	1.1	
15	SMITH, Deonte	10	0	43	4.3	3	4	.750	0	0	.000	2	7	.286	4	2	6	0.6	6	0	2	4	0	1	8	0.8	
TEAM																											
Total		29				718	1694	.424	179	512	.350	421	633	.665	431	635	1066	36.8	530	10	374	425	126	204	2036	70.2	
Opponents		29				744	1714	.434	213	606	.351	423	580	.729	390	641	1031	35.6	546	-	417	398	141	193	2124	73.2	

SCORE BY PERIODS:	1st	2nd	OT	Total
Virginia Tech	911	1118	7	2036
Opponents	1001	1105	18	2124

DEADBALL REBOUNDS:	OFF	DEF	TOTAL
Virginia Tech	100	20	120
Opponents	82	14	96

BIG EAST CONFERENCE GAMES ONLY

##	Player	GP	GS	Min	Avg	TOTAL			3-PTS			REBOUNDS			PF	FO	A	TO	Blk	Stl	Pts	Avg					
						FG	FGA	Pct	3FG	FGA	Pct	FT	FTA	Pct									Off	Def	Tot	Avg	
22	MATTHEWS, Bryant	16	16	584	36.5	106	255	.416	21	63	.333	71	123	.577	57	60	117	7.3	53	1	40	50	17	24	304	19.0	
33	TAYLOR, Terry	15	14	502	33.5	93	172	.541	0	1	.000	69	91	.758	42	60	102	6.8	39	1	17	22	9	7	255	17.0	
32	DIXON, Carlos	12	8	353	29.4	52	143	.364	22	70	.314	30	42	.714	7	24	31	2.6	26	0	31	24	12	24	156	13.0	
05	CHASE, Brian	14	8	356	25.4	30	75	.400	28	60	.467	9	13	.692	4	31	35	2.5	17	0	28	26	0	6	97	6.9	
34	THOMPSON, Dimari	16	9	378	23.6	23	72	.319	1	8	.125	31	42	.738	26	47	73	4.6	55	2	34	33	9	11	78	4.9	
23	HARRIS, Shawn	16	1	182	11.4	27	66	.409	11	30	.367	9	16	.563	18	8	26	1.6	28	0	9	15	0	10	74	4.6	
03	BRANHAM, Eric	16	11	292	18.3	20	59	.339	7	17	.412	17	21	.810	8	24	32	2.0	15	0	32	27	0	19	64	4.0	
24	SAILES, Markus	9	0	87	9.7	9	17	.529	6	8	.750	4	4	1.000	1	2	3	0.3	2	0	10	8	1	4	28	3.1	
04	DAVIS, Fabian	11	4	91	8.3	13	32	.406	2	9	.222	5	7	.714	7	6	13	1.2	10	1	3	6	2	4	33	3.0	
25	McCANDIES, Philip	12	7	159	13.3	14	22	.636	1	2	.500	5	6	.833	9	24	33	2.8	20	0	4	14	3	5	34	2.8	
21	CALLOWAY, Allen	14	2	178	12.7	10	20	.500	0	0	.000	8	12	.667	15	16	31	2.2	25	0	6	10	4	4	28	2.0	
43	MINOR, Luke	4	0	22	5.5	2	6	.333	0	0	.000	0	0	.000	3	2	5	1.3	1	0	0	2	1	0	4	1.0	
15	SMITH, Deonte	9	0	41	4.6	3	4	.750	0	0	.000	2	7	.286	4	2	6	0.7	6	0	2	4	0	1	8	0.9	
TEAM																											
Total		16				402	943	.426	99	268	.369	260	384	.677	230	343	573	35.8	297	5	216	242	58	119	1163	72.7	
Opponents		16				444	958	.463	120	328	.366	263	350	.751	203	365	568	35.5	311	-	255	216	90	119	1271	79.4	

SCORE BY PERIODS:	1st	2nd	OT	Total
Virginia Tech	534	622	7	1163
Opponents	581	672	18	1271

DEADBALL REBOUNDS:	OFF	DEF	TOTAL
Virginia Tech	60	12	72
Opponents	43	8	51



2002-2003 BOX SCORES

Virginia Tech vs St. Bonaventure†

11/22/02 6:15 p.m.AST at St. Thomas, U.S. Virgin Islands

VISITORS: Virginia Tech 0-1

Box score table for Virginia Tech vs St. Bonaventure with columns for Player, tot-fg, 3-pt, ft, rebounds, pf, tp, a, to, blk, s, min.

Summary statistics for Virginia Tech vs St. Bonaventure including TOTAL FG%, 3-Pt. FG%, and F Throw %.

HOME TEAM: St. Bonaventure 1-0

Box score table for St. Bonaventure with columns for Player, tot-fg, 3-pt, ft, rebounds, pf, tp, a, to, blk, s, min.

Summary statistics for St. Bonaventure including TOTAL FG%, 3-Pt. FG%, and F Throw %.

Officials: (R) Mike Wood, (U) Manny Upton, Keith Maxwell. Technical fouls: Virginia Tech-None. St. Bonaventure-None. Attendance: 2153. 2002 Paradise Jam Basketball Tournament, Presented by Basketball Travelers.

Score by Periods table for Virginia Tech vs St. Bonaventure.

Virginia Tech vs Toledo

11/25/02 6:15 p.m.AST at St. Thomas, U.S. Virgin Islands

VISITORS: Virginia Tech 2-1

Box score table for Virginia Tech vs Toledo with columns for Player, tot-fg, 3-pt, ft, rebounds, pf, tp, a, to, blk, s, min.

Summary statistics for Virginia Tech vs Toledo including TOTAL FG%, 3-Pt. FG%, and F Throw %.

HOME TEAM: Toledo 1-2

Box score table for Toledo with columns for Player, tot-fg, 3-pt, ft, rebounds, pf, tp, a, to, blk, s, min.

Summary statistics for Toledo including TOTAL FG%, 3-Pt. FG%, and F Throw %.

Officials: Keith Maxwell, Manny Upton, Mike Wood. Technical fouls: Virginia Tech-TAYLOR, Terry. Toledo-KIRSH, Milo. Attendance: 2473. 2002 Paradise Jam Tournament, presented by Basketball Travelers.

Score by Periods table for Virginia Tech vs Toledo.

Michigan vs Virginia Tech

11/24/02 8:40 p.m.AST at St. Thomas, U.S. Virgin Islands

VISITORS: Michigan 0-2

Box score table for Michigan vs Virginia Tech with columns for Player, tot-fg, 3-pt, ft, rebounds, pf, tp, a, to, blk, s, min.

Summary statistics for Michigan vs Virginia Tech including TOTAL FG%, 3-Pt. FG%, and F Throw %.

HOME TEAM: Virginia Tech 1-1

Box score table for Virginia Tech with columns for Player, tot-fg, 3-pt, ft, rebounds, pf, tp, a, to, blk, s, min.

Summary statistics for Virginia Tech including TOTAL FG%, 3-Pt. FG%, and F Throw %.

Officials: (R) Mike Wood, (U) Manny Upton, Keith Maxwell. Technical fouls: Michigan-None. Virginia Tech-None. Attendance: 1891. 2002 Paradise Jam Tournament, presented by Basketball Travelers.

Score by Periods table for Michigan vs Virginia Tech.

American vs Virginia Tech

11/29/02 7 p.m., at Cassell Coliseum, Blacksburg, Va.

VISITORS: American 0-3

Box score table for American vs Virginia Tech with columns for Player, tot-fg, 3-pt, ft, rebounds, pf, tp, a, to, blk, s, min.

Summary statistics for American vs Virginia Tech including TOTAL FG%, 3-Pt. FG%, and F Throw %.

HOME TEAM: Virginia Tech 3-1

Box score table for Virginia Tech with columns for Player, tot-fg, 3-pt, ft, rebounds, pf, tp, a, to, blk, s, min.

Summary statistics for Virginia Tech including TOTAL FG%, 3-Pt. FG%, and F Throw %.

Officials: Doug Shows, Earl Walton, Doug Simmons. Technical fouls: American-None. Virginia Tech-None. Attendance: 3560.

Score by Periods table for American vs Virginia Tech.

2002-2003 BOX SCORES

2002-2003 BOX SCORES (CONT.)

Virginia vs Virginia Tech

1/21/03 7:30 p.m., at Cassell Coliseum, Blacksburg, Va.

VISITORS: Virginia 10-6

##	Player	tot-fg		3-pt		ft fta	rebounds			pf	tp	a	to	blk	s	min		
		fg	fga	fg	fga		of	de	tot									
33	SMITH, Devin	f	4	8	1	4	0	0	0	5	5	2	9	0	2	0	27	
42	BROWN, Elton	f	3	6	0	0	1	6	2	2	4	2	7	0	2	0	14	
35	WATSON, Travis	c	5	11	1	1	0	0	2	3	5	5	11	1	2	1	32	
10	JENIFER, Keith	g	3	8	0	1	0	0	1	6	7	3	6	7	6	0	34	
22	BILLET, Todd	g	2	10	2	7	0	0	2	1	3	1	6	2	6	0	34	
04	VANDER LAAN, Nick		2	4	0	0	0	0	2	1	3	3	4	0	0	1	14	
05	BYARS, Derrick		2	3	1	1	0	0	1	2	3	1	5	0	2	0	15	
11	MAPP, Majestic		1	2	1	2	0	0	0	1	1	0	3	1	0	0	6	
24	HARPER, Jermaine		0	0	0	0	0	0	0	0	0	2	0	0	1	0	17	
34	CLARK, Jason		2	4	0	0	0	0	3	2	5	1	4	0	2	1	0	17
TEAM								3										
Totals		24 56		6 16		1 6		13 26 39			20 55		11 23 3		4 200			

TOTAL FG%	1st Half: 13-26 50.0%	2nd Half: 11-30 36.7%	Game: 42.9%	DEADBALL
3-Pt. FG%	1st Half: 4-7 57.1%	2nd Half: 2-9 22.2%	Game: 37.5%	REBOUNDS
F Throw %	1st Half: 0-4 0.0%	2nd Half: 1-2 50.0%	Game: 16.7%	3

HOME TEAM: Virginia Tech 8-8

##	Player	tot-fg		3-pt		ft fta	rebounds			pf	tp	a	to	blk	s	min	
		fg	fga	fg	fga		of	de	tot								
21	CALLOWAY, Allen	f	0	2	0	0	0	0	0	0	0	1	0	0	0	0	4
34	THOMPSON, Dimari	c	3	7	1	1	2	4	1	3	4	1	9	5	0	0	136
05	CHASE, Brian	g	1	8	0	6	2	2	0	2	2	0	4	3	2	0	30
22	MATTHEWS, Bryant	g	12	20	3	8	3	5	7	2	9	3	30	2	5	1	58
32	DIXON, Carlos	g	6	14	2	9	1	2	0	3	3	2	15	0	3	1	34
03	BRANHAM, Eric		1	1	0	0	2	2	0	0	0	2	4	1	0	0	11
15	SMITH, Deonte		0	0	0	0	0	0	0	0	0	0	0	0	0	0	2
23	HARRIS, Shawn		0	3	0	2	0	0	1	0	1	0	0	1	0	0	28
25	McCANDIES, Phillip		0	0	0	0	1	2	1	2	3	0	1	2	0	1	28
33	TAYLOR, Terry		2	7	0	0	6	9	4	7	11	3	10	2	1	0	29
TEAM								2 2 4									
Totals		25 62		6 26		17 26		16 21 37			12 73		16 11 3		16 200		

TOTAL FG%	1st Half: 12-36 33.3%	2nd Half: 13-26 50.0%	Game: 40.3%	DEADBALL
3-Pt. FG%	1st Half: 3-14 21.4%	2nd Half: 3-12 25.0%	Game: 23.1%	REBOUNDS
F Throw %	1st Half: 2-5 40.0%	2nd Half: 15-21 71.4%	Game: 65.4%	4

Officials: Mike Kitts, Karl Hess, Doug Shows
 Technical fouls: Virginia-None. Virginia Tech-None.
 Attendance: 8152

Score by Periods	1st	2nd	Total
Virginia	30	25	55
Virginia Tech	29	44	73



Bryant Matthews scored 30 points to lead the Hokies to a 73-55 victory against arch-rival Virginia in Cassell Coliseum.

St. John's vs Virginia Tech

1/25/03 2 p.m., at Cassell Coliseum, Blacksburg, Va.

VISITORS: St. John's 10-5, 3-2

##	Player	tot-fg		3-pt		ft fta	rebounds			pf	tp	a	to	blk	s	min		
		fg	fga	fg	fga		of	de	tot									
05	KING, Eric	f	3	5	0	0	3	4	2	8	10	1	9	1	2	4	0	24
22	GLOVER, Anthony	f	1	7	0	0	3	4	1	1	2	4	5	1	1	0	1	22
25	CUFFE, Kyle	f	0	3	0	1	4	4	1	1	2	1	4	3	2	1	0	27
01	HATTEN, Marcus	g	3	15	0	4	3	6	0	5	5	2	9	5	2	2	3	38
12	INGRAM, Elijah	g	5	9	4	6	0	1	1	1	2	1	14	1	1	0	1	31
02	SMITH, Tristan		1	1	0	0	0	0	0	0	0	1	2	0	2	0	1	11
04	KEITA, Abe		0	0	0	0	0	0	0	0	0	2	0	0	1	0	0	1
23	SHAW, Willie		3	3	2	2	3	1	1	2	2	0	10	0	2	0	1	16
33	REYNOLDS, Grady		4	7	0	0	1	2	5	5	10	2	9	0	4	1	1	30
TEAM								2 3 5										
Totals		20 50		6 13		16 24		13 25 38			14 62		11 17 8		8 200			

TOTAL FG%	1st Half: 11-26 42.3%	2nd Half: 9-24 37.5%	Game: 40.0%	DEADBALL
3-Pt. FG%	1st Half: 2-5 40.0%	2nd Half: 4-8 50.0%	Game: 46.2%	REBOUNDS
F Throw %	1st Half: 6-8 75.0%	2nd Half: 10-16 62.5%	Game: 66.7%	4,1

HOME TEAM: Virginia Tech 8-9, 1-3

##	Player	tot-fg		3-pt		ft fta	rebounds			pf	tp	a	to	blk	s	min		
		fg	fga	fg	fga		of	de	tot									
22	MATTHEWS, Bryant	f	8	15	2	4	2	4	8	3	11	4	20	2	3	1	4	37
34	THOMPSON, Dimari	f	1	8	0	1	0	0	0	3	3	4	2	3	1	2	1	33
33	TAYLOR, Terry	c	8	15	0	1	2	5	3	5	8	2	18	1	1	0	0	36
05	CHASE, Brian	g	1	6	1	5	0	0	0	4	4	1	3	2	2	0	0	27
32	DIXON, Carlos	g	7	13	2	8	0	1	1	2	3	4	16	5	1	1	6	37
03	BRANHAM, Eric		0	1	0	0	0	0	0	0	0	0	0	0	1	0	1	12
04	DAVIS, Fabian		0	1	0	0	0	0	0	1	1	0	0	0	0	0	0	1
21	CALLOWAY, Allen		0	0	0	0	0	0	0	0	0	0	0	1	0	0	0	2
23	HARRIS, Shawn		0	0	0	0	0	0	0	0	0	0	0	1	0	0	0	4
25	McCANDIES, Phillip		0	1	0	0	0	0	0	2	2	4	0	0	2	0	0	11
TEAM								1 1										
Totals		25 60		5 19		4 10		12 21 33			19 59		13 13 4		12 200			

TOTAL FG%	1st Half: 10-32 31.3%	2nd Half: 15-28 53.6%	Game: 41.7%	DEADBALL
3-Pt. FG%	1st Half: 1-11 9.1%	2nd Half: 4-8 50.0%	Game: 26.3%	REBOUNDS
F Throw %	1st Half: 1-4 25.0%	2nd Half: 3-6 50.0%	Game: 40.0%	3

Officials: John Cahill, Bernard Clinton, Patrick Driscoll
 Technical fouls: St. John's-None. Virginia Tech-None.
 Attendance: 5628

Score by Periods	1st	2nd	Total
St. John's	30	32	62
Virginia Tech	22	37	59



2002-2003 BOX SCORES

2002-2003 BOX SCORES (CONT.)



Virginia Tech vs University of Miami 2/11/03 7:30 p.m., at Convocation Center, Coral Gables, Fla.

VISITORS: Virginia Tech 10-12, 3-6

##	Player	tot-fg		3-pt		rebounds			pf	tp	a	to	blk	s	min																		
		fg	fga	fg	fga	of	de	tot																									
22	MATTHEWS, Bryant	f	8	15	0	1	6	8	4	2	6	1	22	0	3	1	2	35															
25	McCANDIES, Philip	f	2	3	0	0	2	2	0	1	1	2	6	0	2	0	1	16															
33	TAYLOR, Terry	c	4	10	0	0	7	10	2	4	6	2	15	0	2	0	0	35															
03	BRANHAM, Eric	g	2	6	0	1	2	2	1	3	4	2	6	5	0	0	2	29															
32	DIXON, Carlos	g	1	4	0	1	0	0	0	1	1	0	2	1	1	0	2	13															
04	DAVIS, Fabian	1	3	1	1	0	0	1	0	1	1	1	3	0	0	0	0	6															
05	CHASE, Brian	1	2	1	2	0	0	0	3	3	0	3	1	1	0	0	0	20															
21	CALLOWAY, Allen	0	1	0	0	0	0	1	1	2	1	0	0	0	0	0	0	8															
23	HARRIS, Shawn	2	10	0	3	1	1	3	1	4	1	5	1	0	0	0	0	15															
24	SAILES, Markus	0	0	0	0	0	0	0	0	0	0	0	0	0	0	0	0	2															
34	THOMPSON, Dimari	1	4	0	0	1	2	1	0	1	2	3	1	2	1	0	2	21															
TEAM																																	
Totals		22		58		2		9		19		25		15		19		34		12		65		9		11		2		7		200	

TOTAL FG%	1st Half: 12-30 40.0%	2nd Half: 10-28 35.7%	Game: 37.9%	DEADBALL
3-Pt. FG%	1st Half: 1-3 33.3%	2nd Half: 1-6 16.7%	Game: 22.2%	REBOUNDS
F Throw %	1st Half: 8-10 80.0%	2nd Half: 11-15 73.3%	Game: 76.0%	2

HOME TEAM: University of Miami 10-10, 3-6

##	Player	tot-fg		3-pt		rebounds			pf	tp	a	to	blk	s	min																		
		fg	fga	fg	fga	of	de	tot																									
21	RICE, Darius	f	11	18	5	10	5	5	3	7	10	1	32	0	4	0	1	32															
33	JONES, James	f	7	16	0	3	2	3	3	4	7	2	16	2	2	3	0	34															
02	HAMILTON, Gary	c	1	5	0	0	1	2	4	3	7	3	3	2	1	4	1	29															
01	SIMMONS, Michael	g	2	3	2	3	0	0	2	2	3	6	5	2	0	1	24																
11	WILKINS, Eric	g	5	7	1	2	2	2	0	2	2	2	13	1	0	0	0	26															
03	SURRATT, Armondo	0	2	0	1	0	0	0	1	1	1	1	0	5	2	0	1	19															
12	BERUMEN, Rafael	0	0	0	0	0	0	0	0	0	0	4	0	1	0	0	0	8															
14	DJAHUE, Rodrigue	1	1	0	0	0	0	0	0	0	1	2	0	0	0	1	6																
20	MARAKOVIITS, Danny	0	0	0	0	0	0	0	0	0	0	0	0	0	0	0	0	2															
22	HTE, Robert	4	7	1	2	2	2	2	2	4	2	11	1	0	0	0	0	16															
23	N'DIAYE, Ismael	0	1	0	0	2	2	0	2	2	0	2	0	0	1	0	4																
TEAM																																	
Totals		31		60		9		21		14		16		12		25		37		19		85		17		11		8		5		200	

TOTAL FG%	1st Half: 14-33 42.4%	2nd Half: 17-27 63.0%	Game: 51.7%	DEADBALL
3-Pt. FG%	1st Half: 3-11 27.3%	2nd Half: 6-10 60.0%	Game: 42.9%	REBOUNDS
F Throw %	1st Half: 6-7 85.7%	2nd Half: 8-9 88.9%	Game: 87.5%	0

Officials: Ed Corbett-R, Tom Lopes, Ted Hillary
 Technical fouls: Virginia Tech-None. University of Miami-None.
 Attendance: 2720

Score by Periods	1st	2nd	Total
Virginia Tech	33	32	65
University of Miami	37	48	85

Georgetown vs Virginia Tech 2/15/03 4 p.m., at Cassell Coliseum, Blacksburg, Va.

VISITORS: Georgetown 11-10, 3-7

##	Player	tot-fg		3-pt		rebounds			pf	tp	a	to	blk	s	min																		
		fg	fga	fg	fga	of	de	tot																									
01	BOWMAN, Brandon	f	1	2	0	1	0	1	0	2	2	1	2	0	1	1	18																
13	SAMNICK, Victor	f	2	6	0	0	0	0	1	4	5	5	4	1	1	1	21																
34	SWEETNEY, Mike	f	10	15	0	0	5	5	4	4	8	4	25	1	2	1	0	28															
22	BETHEL, Tony	g	3	6	1	3	3	3	2	1	3	1	10	5	1	0	2	32															
32	RILEY, Gerald	g	10	20	6	7	5	6	1	1	2	1	31	0	1	0	1	36															
02	FREEMAN, Courtland	0	3	0	0	0	0	0	1	1	4	0	2	1	3	0	22																
05	HALL, Drew	1	6	1	4	2	2	1	2	3	1	5	5	3	0	0	31																
20	OWENS, Darrel	2	2	0	0	4	4	0	2	2	1	8	0	1	0	0	12																
TEAM																																	
Totals		29		60		8		15		19		21		13		17		30		18		85		14		12		5		5		200	

TOTAL FG%	1st Half: 15-30 50.0%	2nd Half: 14-30 46.7%	Game: 48.3%	DEADBALL
3-Pt. FG%	1st Half: 6-10 60.0%	2nd Half: 2-5 40.0%	Game: 53.3%	REBOUNDS
F Throw %	1st Half: 5-6 83.3%	2nd Half: 14-15 93.3%	Game: 90.5%	2

HOME TEAM: Virginia Tech 10-13, 3-7

##	Player	tot-fg		3-pt		rebounds			pf	tp	a	to	blk	s	min																		
		fg	fga	fg	fga	of	de	tot																									
04	DAVIS, Fabian	f	4	5	0	1	0	0	0	1	1	5	8	0	2	2	1	19															
25	McCANDIES, Philip	f	0	0	0	0	0	0	0	2	2	1	0	1	2	0	0	12															
33	TAYLOR, Terry	c	8	13	0	0	7	11	4	1	5	1	23	1	2	2	0	40															
03	BRANHAM, Eric	g	4	7	1	2	0	0	0	2	2	1	9	4	2	0	2	30															
22	MATTHEWS, Bryant	g	8	20	0	3	2	4	7	5	12	4	18	6	2	2	0	40															
00	HARRIS, Shawn	2	5	1	3	2	2	0	1	1	1	1	7	1	0	0	0	19															
05	CHASE, Brian	2	4	2	4	0	0	0	1	1	3	6	1	2	0	0	0	15															
21	CALLOWAY, Allen	0	0	0	0	0	0	1	1	1	0	0	0	1	0	0	0	7															
34	THOMPSON, Dimari	0	4	0	0	2	2	1	1	2	4	2	3	2	0	0	0	18															
TEAM																																	
Totals		28		58		4		13		13		19		15		17		32		21		73		17		15		6		3		200	

TOTAL FG%	1st Half: 13-25 52.0%	2nd Half: 15-33 45.5%	Game: 48.3%	DEADBALL
3-Pt. FG%	1st Half: 1-5 20.0%	2nd Half: 3-8 37.5%	Game: 30.8%	REBOUNDS
F Throw %	1st Half: 5-8 62.5%	2nd Half: 8-11 72.7%	Game: 68.4%	4,1


Officials: Tim Higgins, Patrick Driscoll, Fran Connolly
 Technical fouls: Georgetown-None. Virginia Tech-None.
 Attendance: 4857

Score by Periods	1st	2nd	Total
Georgetown	41	44	85
Virginia Tech	32	41	73

Philip McCandies and the Virginia Tech Hokies registered a 95-74 victory over 18th-ranked Connecticut in Cassell Coliseum.



2002-2003 BOX SCORES (CONT.)



Shawn Harris scored a career-high 12 points in just 10 minutes of action in the 88-63 home win against Villanova.

Miami vs Virginia Tech

3/5/03 7 p.m., at Cassell Coliseum, Blacksburg, Va.

VISITORS: Miami 11-15, 4-11

##	Player	tot-fg		3-pt		rebounds			pf	tp	a	to	blk	s	min																		
		fg	fga	fg	fga	of	de	tot																									
02	HAMILTON, Gary	f	3	4	0	0	0	0	1	2	3	4	6	1	1	2	0	25															
33	JONES, James	f	7	16	2	4	5	7	2	4	6	2	21	1	3	2	1	38															
01	SIMMONS, Michael	g	1	2	0	1	2	2	1	3	4	2	4	2	1	0	0	20															
03	SURRATT, Armondo	g	6	9	1	1	2	2	0	4	4	0	15	8	5	0	0	38															
11	WILKINS, Eric	g	7	9	0	0	5	9	2	3	5	1	19	1	0	0	0	27															
14	DJAHUE, Rodrigue	0	1	0	0	0	2	1	1	2	4	0	0	0	0	0	0	10															
21	RICE, Darius	3	10	1	4	3	4	1	2	3	2	10	2	1	1	1	28																
22	HITE, Robert	1	2	0	1	0	0	0	1	0	1	0	2	0	0	0	1	9															
23	N'DIAYE, Ismael	1	2	0	0	0	0	1	0	0	0	0	2	0	0	0	1	5															
TEAM																																	
Totals		29		55		4		11		17		27		11		22		33		15		79		15		11		5		4		200	

TOTAL FG%	1st Half: 16-29 55.2%	2nd Half: 13-26 50.0%	Game: 52.7%	DEADBALL
3-Pt. FG%	1st Half: 3-5 60.0%	2nd Half: 1-6 16.7%	Game: 36.4%	REBOUNDS
F Throw %	1st Half: 3-6 50.0%	2nd Half: 14-21 66.7%	Game: 63.0%	5,1

HOME TEAM: Virginia Tech 11-17, 4-11

##	Player	tot-fg		3-pt		rebounds			pf	tp	a	to	blk	s	min																		
		fg	fga	fg	fga	of	de	tot																									
22	MATTHEWS, Bryant	f	5	18	2	4	4	9	3	4	7	4	16	3	0	1	2	35															
34	THOMPSON, Dimari	f	1	4	0	0	0	0	1	4	5	4	2	2	3	1	1	20															
33	TAYLOR, Terry	c	5	13	0	0	6	7	4	6	10	3	16	0	1	1	0	38															
03	BRANHAM, Eric	g	1	4	1	1	0	0	1	1	2	0	3	2	0	0	2	16															
05	CHASE, Brian	g	3	6	3	4	2	3	1	1	2	2	11	2	3	0	1	36															
21	CALLOWAY, Allen	4	5	0	0	0	0	3	2	5	3	8	0	1	0	1	21																
23	HARRIS, Shawn	1	3	1	2	0	0	0	1	1	4	3	0	2	0	0	11																
32	DIXON, Carlos	5	11	0	3	2	3	0	0	0	0	12	3	1	1	0	23																
TEAM																																	
Totals		25		64		7		14		14		22		17		19		36		20		71		12		11		4		7		200	

TOTAL FG%	1st Half: 10-26 38.5%	2nd Half: 15-38 39.5%	Game: 39.1%	DEADBALL
3-Pt. FG%	1st Half: 1-2 50.0%	2nd Half: 6-12 50.0%	Game: 50.0%	REBOUNDS
F Throw %	1st Half: 5-7 71.4%	2nd Half: 5-7 71.4%	Game: 63.6%	7,1

Officials: Jim Burr, William Bush, Jim Haney
 Technical fouls: Miami-None. Virginia Tech-None.
 Attendance: 3020

Score by Periods	1st	2nd	Total
Miami	38	41	79
Virginia Tech	30	41	71

Virginia Tech vs West Virginia

3/08/03 2 p.m., at WVU Coliseum, Morgantown, W.Va.

VISITORS: Virginia Tech 11-18/4-12

##	Player	tot-fg		3-pt		rebounds			pf	tp	a	to	blk	s	min																		
		fg	fga	fg	fga	of	de	tot																									
22	Matthews, Bryant	f	7	18	3	8	7	16	8	2	10	4	24	1	3	1	1	37															
34	Thompkins, Dimari	f	2	3	0	0	2	4	7	2	9	4	6	1	1	0	0	25															
33	Taylor, Terry	c	7	15	0	0	2	6	4	6	10	3	16	0	3	1	1	37															
3	Branham, Eric	g	0	1	0	0	0	0	0	2	2	0	0	0	1	0	0	11															
5	Chase, Brian	g	2	9	2	5	0	0	1	4	5	0	6	5	1	0	1	35															
15	Smith, Deonte	0	0	0	0	0	0	0	0	1	1	0	0	0	0	0	0	2															
21	Calloway, Allen	0	0	0	0	2	2	1	5	6	4	2	0	1	0	1	17																
23	Harris, Shawn	1	2	0	1	0	0	1	0	1	1	2	0	0	0	0	4																
32	Dixon, Carlos	3	13	1	9	4	6	0	2	2	1	11	3	4	1	4	32																
TEAM																																	
Totals		22		61		6		23		17		34		23		27		50		17		67		10		14		3		8		200	

TOTAL FG%	1st Half: 10-26 38.5%	2nd Half: 12-35 34.3%	Game: 36.1%	DEADBALL
3-Pt. FG%	1st Half: 3-11 27.3%	2nd Half: 3-12 25.0%	Game: 26.1%	REBOUNDS
F Throw %	1st Half: 11-18 61.1%	2nd Half: 6-16 37.5%	Game: 50.0%	8

HOME TEAM: West Virginia 14-14/5-11

##	Player	tot-fg		3-pt		rebounds			pf	tp	a	to	blk	s	min																		
		fg	fga	fg	fga	of	de	tot																									
15	Schiffino, Drew	f	5	13	2	3	7	14	1	4	5	1	19	2	2	0	2	32															
4	Sally, Tyrone	f	3	4	0	1	2	2	1	7	8	4	8	2	0	1	0	18															
34	Pittsnogle, Kevin	c	6	12	3	5	3	3	0	3	3	3	18	2	1	1	1	33															
24	Herber, Johannes	g	3	6	3	5	1	1	0	1	1	4	10	3	3	0	0	33															
5	Durisseau-Collins, J	g	0	1	0	1	0	0	0	0	0	2	0	2	0	0	0	23															
10	Patella, Nick	0	2	0	2	0	0	0	0	0	0	0	1	1	0	0	6																
2	Briggs, Chaz	1	1	0	0	0	0	0	1	1	2	2	0	2	0	0	9																
22	Yeager, Josh	2	5	2	5	0	0	1	1	2	0	6	3	1	1	0	22																
3	Beilein, Patrick	2	7	2	7	2	2	0	1	1	5	8	4	1	0	1	24																
TEAM																																	
Totals		12		51		12		29		15		22		5		23		28		21		71		19		11		3		4		200	

TOTAL FG%	1st Half: 11-31 35.5%	2nd Half: 11-20 55.0%	Game: 43.1%	DEADBALL
3-Pt. FG%	1st Half: 7-20 35.0%	2nd Half: 5-9 55.6%	Game: 41.4%	REBOUNDS
F Throw %	1st Half: 4-8 50.0%	2nd Half: 11-14 78.6%	Game: 68.2%	4

Officials: Tim Higgins, Fran Connolly, Donnee Gray
 Technical fouls: Virginia Tech-None. West Virginia-None.
 Attendance: 9503
 Beilein (WVU) fouled out with 1:18 left in game.

Score by Periods	1st	2nd	Total
Virginia Tech	34	33	67
West Virginia	33	38	71



OPPONENTS



NEW HAMPSHIRE

Saturday, Nov. 22, 2003, Blacksburg, Va.

General Information


LOCATION: Durham, N.H.
ENROLLMENT: 13,026
PRESIDENT: Amy Weaver Hart
ATHLETICS DIRECTOR: Marty Scarano
NICKNAME: Wildcats
COLORS: Blue and White
HOME COURT (CAPACITY): Lundholm Gymnasium (3,500)
CONFERENCE: America East



Phil Rowe

Coaches/Team

HEAD COACH: Phil Rowe (Plymouth State/1974)
RECORD AT SCHOOL: 26-86 (4 seasons)
OVERALL RECORD: 206-235 (17 seasons)
ASSISTANTS: Don Doucette (Boston State/1976), Cory McClure (Westbrook/1996), Brent Cook (Bishop's/1997)
BASKETBALL OFFICE PHONE: 603-862-2503
BEST TIME TO REACH COACH: Contact SID
2002-03 RECORD [overall, conference (finish)]: 5-23, 3-13 (8th)
LETTERWINNERS RETURNING/LOST: 9/3
STARTERS RETURNING/LOST: 4/1
TOP RETURNING LETTERWINNERS: Marcus Bullock (G, Sr.), Shejdie Childs (G, So.), Ben Sturgill (C, Jr.)
TOP NEWCOMERS: Blagoj Janev (F, Fr.), Damione Liddell (F/C, Jr.), Aray Taylor (G/F, Fr.)



Marcus Bullock

Media Information

SPORTS INFORMATION BASKETBALL CONTACT: Scott Stapin
OFFICE PHONE: 603-862-3906; E-MAIL: smstapin@cisunix.unh.edu
FAX PHONE: 603-862-3839;
HOME PHONE: 603-332-7611
PRESS ROW PHONE: 603-862-3181
WEB SITE: unhwildcats.com

2003-04 Schedule

Nov. 22 at Virginia Tech
 Nov. 29 at Harvard
 Dec. 2 MT. ST. MARY'S
 Dec. 5 COLGATE
 Dec. 7 CORNELL
 Dec. 14 vs. Dartmouth
 Dec. 21 at Rhode Island
 Dec. 27 at Pittsburgh
 Dec. 30 at Army
 Jan. 2 at Boston Univ.
 Jan. 4 NORTHEASTERN
 Jan. 8 ALBANY
 Jan. 11 at Stony Brook
 Jan. 14 MAINE
 Jan. 17 at Binghamton
 Jan. 21 UMBEC
 Jan. 24 at Vermont
 Jan. 28 HARTFORD
 Jan. 31 at Northeastern
 Feb. 4 BOSTON UNIV.
 Feb. 7 at Albany
 Feb. 11 at Maine
 Feb. 14 BINGHAMTON
 Feb. 18 at UMBEC
 Feb. 21 VERMONT
 Feb. 26 at Hartford
 Feb. 29 STONY BROOK

2002-03 Results

58-93 L at Miami
 55-81 L at Northwestern
 70-80 L LIBERTY
 68-70 L at Mt. St. Mary's
 68-87 L at Colgate
 78-62 W at Cornell
 36-85 L at Wisconsin
 52-75 L at Furman
 69-75 L vs. Stetson
 50-80 L BINGHAMTON
 84-88 L at Hartford
 74-64 W MAINE
 58-61 L at Albany
 76-93 L BROWN
 62-57 W at Dartmouth
 58-81 L at Northeastern
 64-94 L BOSTON UNIV.
 71-82 L at Binghamton
 75-92 L VERMONT
 71-77 L STONY BROOK
 72-77 L at Maine
 61-75 L NORTHEASTERN
 72-61 W HARTFORD
 79-87 L ALBANY
 68-85 L at Vermont
 62-76 L at Boston Univ.
 62-55 W at Stony Brook
 61-75 L vs. Boston Univ.



WESTERN CAROLINA

Tuesday, Nov. 25, 2003, Blacksburg, Va.

General Information


LOCATION: Cullowhee, N.C. 28723
ENROLLMENT: 7,600
CHANCELLOR: Dr. John W. Bardo
ATHLETICS DIRECTOR: Jeff Compher
NICKNAME: Catamounts
COLORS: Purple and Gold
HOME COURT (CAPACITY): Ramsey Center (7,863)
CONFERENCE: Southern



Steve Shurina

Coaches/Team

HEAD COACH: Steve Shurina (St. John's/1988)
RECORD AT SCHOOL: 27-60 (3 years)
OVERALL RECORD: same
ASSISTANTS: Will Allen (Wofford/1995), Mike Craft (Wingate/1990), Daniel Willis (Lenoir-Rhyne/2001)
BASKETBALL OFFICE PHONE: 828-227-2011
BEST TIME TO REACH COACH: Contact SID
2002-03 RECORD [overall, conference (finish)]: 9-19, 6-10 (4th North)
LETTERWINNERS RETURNING/LOST: 9/2
STARTERS RETURNING/LOST: 4/1
TOP RETURNING LETTERWINNERS: Kevin Martin (G, Jr.), Rans Brempong (C/F, Sr.), Emre Atsur (G, Sr.)
TOP NEWCOMERS: Kyle Greathouse (B, Fr.), Lonzaya Nlandu (F/C, Jr.)



Kevin Martin

Media Information

SPORTS INFORMATION BASKETBALL CONTACT: Mike Cawood
OFFICE PHONE: 828-227-2339; E-MAIL: cawood@email.wcu.edu
FAX PHONE: 828-227-7688
HOME PHONE: 828-293-0710; PRESS ROW PHONE: 828-227-2129
WEB SITE: www.catamountsports.com

2003-04 Schedule

Nov. 21 at Georgia
 Nov. 25 at Virginia Tech
 Nov. 29 MILLIGAN
 Dec. 2 HIGH POINT
 Dec. 4 at Wofford
 Dec. 6 UNC ASHEVILLE
 Dec. 15 NORTH GREENVILLE
 Dec. 17 AVERETT
 Dec. 22 at Arkansas
 Dec. 29 vs. SE Louisiana (@MSU)
 Dec. 30 Montana State Tournament
 Jan. 7 COLLEGE OF CHARLESTON
 Jan. 10 ELON
 Jan. 13 at Davidson
 Jan. 17 at East Tennessee State
 Jan. 19 UNC GREENSBORO
 Jan. 24 at Chattanooga
 Jan. 26 THE CITADEL
 Jan. 31 EAST TENNESSEE STATE
 Feb. 2 PIEDMONT
 Feb. 7 CHATTANOOGA
 Feb. 9 at Georgia Southern
 Feb. 13 at Appalachian State
 Feb. 16 FURMAN
 Feb. 21 at Elon
 Feb. 23 at UNC Greensboro
 Feb. 28 APPALACHIAN STATE

2002-03 Results

72-77 L COASTAL CAROLINA
 119-58 W TOCCOA FALLS
 94-55 W SOUTHEASTERN COLLEGE
 72-77 L at UNC Asheville
 63-66 L at Liberty
 96-81 W NORTH GREENVILLE
 55-82 L at West Virginia
 68-83 L at Marshall
 61-79 L at Tennessee
 62-82 L at DePaul
 78-56 W VMI
 63-64 L REINHARDT
 66-83 L at Davidson
 67-71 L at Furman
 69-83 L at The Citadel
 70-69 W APPALACHIAN STATE
 82-87 L GEORGIA SOUTHERN
 63-62 W at UNC Greensboro
 57-67 L DAVIDSON
 69-99 L at Appalachian State
 75-63 W UNC GREENSBORO
 71-89 L at East Tennessee State
 61-58 W at VMI
 63-79 L at College of Charleston
 86-89 L EAST TENNESSEE STATE
 86-77 W WOFFORD
 75-83 L CHATTANOOGA
 81-89 L vs. Georgia Southern (SoCon)



VIRGINIA

Friday, Nov. 28, 2003, Charlottesville, Va.

General Information


LOCATION: Charlottesville, Va. 22904-4853
ENROLLMENT: 19,197
PRESIDENT: John T. Casteen III
ATHLETIC DIRECTOR: Craig Littlepage
NICKNAMES: Cavaliers, Wahoos, 'Hoos
COLORS: Orange and Blue
HOME COURT (CAPACITY): University Hall (8,392)
CONFERENCE: Atlantic Coast Conference



Pete Gillen

Coaches/Team

HEAD COACH: Pete Gillen (Fairfield/1968)
RECORD AT SCHOOL: 86-65 (5 years)
OVERALL RECORD: 360-193 (18 years)
ASSISTANTS: Walt Fuller (Drexel/1987),
 Rod Jensen (Redlands/1975),
 Scott Shepherd (Robert Morris/1991)
BASKETBALL OFFICE PHONE: 434-982-5400
BEST TIME TO REACH COACH: Contact SID
2002-03 RECORD [overall, conference (finish)]:
 16-16/6-10 (Tied 6th)
LETTERWINNERS RETURNING/LOST: 8/6
STARTERS RETURNING/LOST: 4/1
TOP RETURNING LETTERWINNERS: Elton Brown (F/C, Jr.),
 Todd Billet (G, Sr.), Derrick Byars (F, So.), Devin Smith (F, Jr.)
TOP NEWCOMERS: T.J. Bannister (G, Fr.), Jason Cain (F, Fr.),
 Gary Forbes (G/F, Fr.), Donte Minter (F/C, Fr.), J.R. Reynolds (G, Fr.)



Todd Billet

Media Information

SPORTS INFORMATION BASKETBALL CONTACT: Rich Murray
E-MAIL: rjm4e@virginia.edu
OFFICE PHONE: 434-982-5500
FAX PHONE: 434-982-5525
HOME PHONE: 434-978-2966
PRESS ROW PHONE: 434-296-5910
WEB SITE: virginiasports.com

2003-04 Schedule

Nov. 23 MOUNT ST. MARY'S
 Nov. 28 VIRGINIA TECH
 Nov. 30 HIGH POINT
 Dec. 3 MINNESOTA
 Dec. 5 at VMI
 Dec. 16 JAMES MADISON
 Dec. 19 at Loyola Marymount
 Dec. 27 COASTAL CAROLINA
 Dec. 28 at N.C. State
 Dec. 31 IOWA STATE
 Jan. 3 PROVIDENCE
 Jan. 5 WILLIAM & MARY
 Jan. 11 DUKE
 Jan. 15 at Georgia Tech
 Jan. 18 FLORIDA STATE
 Jan. 20 CLEMSON
 Jan. 24 at North Carolina
 Jan. 31 at Wake Forest
 Feb. 4 MARYLAND
 Feb. 7 N.C. STATE
 Feb. 11 at Duke
 Feb. 14 GEORGIA TECH
 Feb. 17 at Florida State
 Feb. 21 at Clemson
 Feb. 24 NORTH CAROLINA
 Mar. 2 WAKE FOREST
 Mar. 7 at Maryland

2002-03 Results

90-86 W LONG ISLAND
 86-72 W vs. Chaminade (Maui)
 75-61 W vs. Kentucky (Maui)
 63-70 L vs. Indiana (Maui)
 75-82 L at Michigan State
 84-76 W EAST TENN. STATE
 72-65 W GARDNER-WEBB
 61-57 W at Rutgers
 79-75 W GEORGETOWN
 77-58 W LIBERTY
 87-65 W WOFFORD
 63-75 L at N.C. State
 79-72 W NORTH CAROLINA
 93-104 L at Duke
 77-78 L at Clemson
 55-73 L at Virginia Tech
 85-75 W WAKE FOREST
 85-72 W FLORIDA STATE
 60-80 L at Georgia Tech
 86-78 W at Maryland
 61-58 W N.C. STATE
 67-81 L at North Carolina
 59-78 L DUKE
 64-73 L CLEMSON
 71-75 L at Wake Forest
 72-78 L at Ohio
 59-73 L at Florida State
 73-90 L GEORGIA TECH
 80-78 W MARYLAND (OT)
 76-83 L vs. Duke (ACC)
 89-73 W BROWN (NIT)
 63-73 L at St. John's (NIT)




MORGAN STATE

Monday, Dec. 1, 2003, Blacksburg, Va.

General Information

LOCATION: Baltimore, Md. 21251
ENROLLMENT: 6,100
PRESIDENT: Dr. Earl S. Richardson
ATHLETICS DIRECTOR: Dr. David Y. Thomas
NICKNAME: Bears
COLORS: Blue and Orange
HOME COURT (CAPACITY): Hill Field House (4,250)
CONFERENCE: MEAC



Alfred "Butch" Beard

Coaches/Team

HEAD COACH: Alfred "Butch" Beard (Louisville/1969)
RECORD AT SCHOOL: 10-46 (2 years)
OVERALL RECORD: 51-112 (6 years)
ASSISTANTS: Lamont "Speedy" Pennick, Alfred "Butchie" Beard III,
 Paul Edwards III
BASKETBALL OFFICE PHONE: 443-885-3050
BEST TIME TO REACH COACH: 9 a.m.- 5 p.m.
2002-03 RECORD [overall, conference (finish)]: 7-21, 6-12
TOP RETURNING LETTERWINNERS: Cedrick Barrow (G, Sr.), Sam Brand (G, Jr.),
 Aaron Andrews (F, Sr.)
TOP NEWCOMERS: Karanvir Aujla (F, Fr.), Timothy Berkley (F, Fr.),
 Aiphonso Evans (G, So.)

Media Information

SPORTS INFORMATION BASKETBALL CONTACT: Leonard Haynes IV
OFFICE PHONE: 443-885-3831
E-MAIL: lhaynes@moac.morgan.edu
PRESS ROW PHONE: 443-885-4018
WEB SITE: morganstatebears.com

2003-04 Schedule

Nov. 22 at Seton Hall
 Nov. 25 FAIRLEIGH DICKINSON
 Dec. 1 at Virginia Tech
 Dec. 10 at Coppin State
 Dec. 13 at Old Dominion
 Dec. 20 at Maine (@Portland)
 Dec. 29 at Montana State
 Dec. 30 Montana State Tournament
 Jan. 3 BETHUNE-COOKMAN
 Jan. 5 FLORIDA A&M
 Jan. 10 at Howard
 Jan. 12 at Delaware State
 Jan. 17 SOUTH CAROLINA STATE
 Jan. 20 NORTH CAROLINA A&T
 Jan. 26 at UMES
 Jan. 31 at Norfolk State
 Feb. 2 HAMPTON
 Feb. 7 at Bethune-Cookman
 Feb. 9 at Florida A&M
 Feb. 14 HOWARD
 Feb. 16 DELAWARE STATE
 Feb. 21 at South Carolina State
 Feb. 23 at North Carolina A&T
 Mar. 1 UMES
 Mar. 5 COPPIN STATE

2002-03 Results

80-83 L Loyola (Md.)
 (Battle Of Baltimore Classic)
 75-91 L at Fairleigh Dickinson
 59-73 L Coppin St.
 61-82 L Maine
 64-71 L at Virginia Tech
 46-72 L at Canisius
 62-59 W Towson
 66-73 L at William & Mary
 65-98 L at Texas A&M Corpus Christi
 (Flint Hills Resources Islander Classic)
 83-94 L Texas Southern
 (Flint Hills Resources Islander Classic)
 79-81 L South Carolina St.
 87-68 W North Carolina A&T
 75-91 L at Hampton
 63-66 L at Norfolk St.
 80-72 W Delaware St.
 65-85 L at Florida A&M
 71-79 W at Bethune-Cookman
 90-69 W MD Eastern Shore
 53-74 L at Howard
 68-78 L at South Carolina St.
 89-84 W at North Carolina A&T
 59-75 L Hampton
 63-60 W Norfolk St.
 53-80 L at Delaware St.
 59-55 W Bethune-Cookman
 56-69 L Florida A&M
 50-59 L at Coppin St.
 103-104L Bethune-Cookman (MEAC Tourn.)



2003-2004 OPPONENTS



OLD DOMINION

Thursday, Dec. 4, 2003, Blacksburg, Va.

General Information

LOCATION: Norfolk, Va. 23529-0201
ENROLLMENT: 19,500
CHANCELLOR: Dr. Roseann Runte
ATHLETICS DIRECTOR: Dr. Jim Jarrett
NICKNAME: Monarchs
COLORS: Slate Blue, Light Blue and Silver
HOME COURT (CAPACITY): Ted Constant Convocation Center (8,650)
CONFERENCE: Colonial Athletic Association



Blaine Taylor

Coaches/Team

HEAD COACH: Blaine Taylor (Montana/1981)
RECORD AT SCHOOL: 25-31 (2 years)
OVERALL RECORD: 167-96 (9 years)
ASSISTANTS: Jim Corrigan (Duke/1980), Rob Wilkes (Stetson/1993), Travus DeCuire (Montana/1994)
BASKETBALL OFFICE PHONE: 757-683-5368
BEST TIME TO REACH COACH: Contact SID
2002-03 RECORD [overall, conference (finish)]: 12-15/9-9 (6th)
LETTERWINNERS RETURNING/LOST: 9/3
STARTERS RETURNING/LOST: 3/2
TOP RETURNING LETTERWINNERS: Alex Loughton (C, So.), John Waller (G/F, Sr.), Isaiah Hunter (G, So.)
TOP NEWCOMERS: Arnaud Dahi (F, Fr.), Brian Henderson (G, Fr.), Abdi Lidonde (G, Fr.)



John Waller

Media Information

SPORTS INFORMATION BASKETBALL CONTACTS: Carol Hudson Jr.
OFFICE PHONE: 757-683-5368
E-MAIL: chudson@odu.edu
FAX PHONE: 757-683-3119
HOME PHONE: 757-625-2061
PRESS ROW PHONE: 757-683-5596
WEB SITE: odusports.com

2003-04 Schedule

Nov. 22 at North Carolina
 Nov. 29 ST. JOSEPH'S
 Dec. 4 at Virginia Tech
 Dec. 6 CHARLOTTE
 Dec. 13 MORGAN STATE
 Dec. 15 vs. South Alabama
 Dec. 18 LIBERTY
 Dec. 20 GEORGE WASHINGTON
 Dec. 29 VMI
 Jan. 3 DREXEL
 Jan. 7 at George Mason
 Jan. 10 HOFSTRA
 Jan. 14 at James Madison
 Jan. 17 at Delaware
 Jan. 21 VCU
 Jan. 24 at Towson
 Jan. 26 at William & Mary
 Jan. 28 UNC WILMINGTON
 Jan. 31 TOWSON
 Feb. 4 at UNC Wilmington
 Feb. 7 at Hofstra
 Feb. 11 JAMES MADISON
 Feb. 14 DELAWARE
 Feb. 18 at Drexel
 Feb. 21 at VCU
 Feb. 25 WILLIAM & MARY
 Feb. 28 GEORGE MASON

2002-03 Results

59-67 L NORTH CAROLINA
 72-43 W CAMPBELL
 47-63 L at St. Joseph's
 70-77 L at Hampton
 67-75 L EAST CAROLINA
 82-63 W MD.-EASTERN SHORE
 67-71 L DAYTON
 81-76 W at George Washington
 67-56 W TOWSON
 64-73 W at VCU
 67-57 W at UNC Wilmington
 76-64 W WILLIAM & MARY
 74-75 L DELAWARE (OT)
 65-69 L at Hofstra
 59-46 W GEORGE MASON
 74-56 W JAMES MADISON
 72-69 W at Drexel
 69-72 L VCU
 53-69 L at William & Mary
 66-74 L at James Madison
 71-68 W UNC WILMINGTON
 73-51 W at Towson
 57-62 L DREXEL
 63-73 L at Delaware
 52-69 L at George Mason
 77-46 W HOFSTRA
 52-61 L vs. Drexel (CAA)



OHIO STATE

Saturday, Dec. 6, 2003, Columbus, Ohio

General Information

LOCATION: Columbus, Ohio 43210
ENROLLMENT: 47,952
PRESIDENT: Karen A. Holbrook
ATHLETIC DIRECTOR: Andy Geiger
NICKNAME: Buckeyes
COLORS: Scarlet and Gray
HOME COURT (CAPACITY): Value City Arena (19,200)
CONFERENCE: Big Ten



Jim O'Brien

Coaches/Team

HEAD COACH: Jim O'Brien (Boston College/ 1971)
RECORD AT SCHOOL: 119-72 (6 years)
OVERALL RECORD: 354-289 (21 years)
ASSISTANTS: Rick Boyages (Bowdoin State/1985), LaMonta Stone (Wayne State/1999), Monte Mathis (Toledo/1991)
BASKETBALL OFFICE PHONE: 614-292-0505
BEST TIME TO REACH COACH: Contact SID
2002-03 RECORD [overall, conference (finish)]: 17-15/7-9 (T 8th)
LETTERWINNERS RETURNING/LOST: 8/7
STARTERS RETURNING/LOST: 3/2
TOP RETURNING LETTERWINNERS: Velimir Radinovic (C, Sr.), Matt Sylvester (G, So.), Shun Jenkins (F, Sr.)
TOP NEWCOMERS: J.J. Sullinger (G, So.), Tony Stockman (G, Jr.), Ricardo Billings (G, So.), Ivan Harris (F, Fr.)



Velimir Radinovic

Media Information

SPORTS INFORMATION BASKETBALL CONTACT: Dan Wallenberg
OFFICE PHONE: 614-292-4095
E-MAIL: wallenberg.1@osu.edu
FAX PHONE: 614-292-8547
HOME PHONE: 614-276-4792
PRESS ROW PHONE: 614-688-5330
WEB SITE: ohiostatebuckeyes.com

2003-04 Schedule

Nov. 21 at San Francisco
 Nov. 24 vs. San Diego St. (Maui)
 Nov. 25 vs. TBA (Maui)
 Nov. 26 vs. TBA (Maui)
 Dec. 3 GEORGIA TECH
 Dec. 6 VIRGINIA TECH (NWA)
 Dec. 13 SAMFORD
 Dec. 17 FURMAN
 Dec. 20 at Seton Hall
 Dec. 23 EASTERN ILLINOIS
 Dec. 30 UMB
 Jan. 4 TEXAS TECH
 Jan. 7 at Illinois
 Jan. 10 at Penn State
 Jan. 17 MINNESOTA
 Jan. 20 INDIANA
 Jan. 24 at Iowa
 Jan. 28 WISCONSIN
 Jan. 31 at Purdue
 Feb. 4 NORTHWESTERN
 Feb. 7 MICHIGAN STATE
 Feb. 14 at Wisconsin
 Feb. 18 IOWA
 Feb. 21 at Indiana
 Feb. 25 at Minnesota
 Feb. 29 at Michigan
 Mar. 3 PENN STATE
 Mar. 6 ILLINOIS

2002-03 Results

58-51 W COPPIN STATE
 48-54 L vs. Alabama
 76-91 L vs. Duke
 71-64 W TENNESSEE TECH
 74-60 W MOREHEAD STATE
 49-69 L at Pittsburgh
 71-54 W SETON HALL
 96-80 W RADFORD
 94-73 W TENNESSEE STATE
 70-62 W HAMPTON
 64-72 L LOUISVILLE (OT)
 55-66 L at Michigan State
 81-69 W INDIANA
 50-61 L MICHIGAN
 52-53 L WISCONSIN
 51-69 L at Indiana
 83-72 W at Iowa
 65-70 L at Purdue
 65-52 W NORTHWESTERN
 73-68 W MINNESOTA
 57-76 L at Illinois
 76-67 W at Penn State
 54-70 L at Michigan
 52-44 W PURDUE
 64-71 L IOWA
 52-48 W at Northwestern
 58-72 L MICHIGAN STATE
 66-64 W vs. Iowa (Big 10 Tourn.)
 58-50 W vs. Wisconsin (Big 10 Tourn.)
 55-54 W vs. Michigan State (Big 10 Tourn.)
 59-72 L vs. Illinois (Big 10 Tourn.)
 58-72 L at Georgia Tech (NIT)



UMI

Wednesday, Dec. 10, 2003, Blacksburg, Va.

General Information


LOCATION: Lexington, Va. 24450
ENROLLMENT: 1,250
PRESIDENT: General Binford Peay
ATHLETICS DIRECTOR: Donny White
NICKNAME: Keydets
COLORS: Red, White and Yellow
HOME COURT (CAPACITY): Cameron Hall (5,029)
CONFERENCE: Big South



Bart Bellairs

Coaches/Team

HEAD COACH: Bart Bellairs (Warren Wilson/1979)
RECORD AT SCHOOL: 101-151 (10 years)
OVERALL RECORD: 122-178 (12 years)
ASSISTANTS: Grafton Young (Warren Wilson/1979), Don Burgess (Radford/1995), Kevin Martin (Roanoke/1994)
BASKETBALL OFFICE PHONE: 540-464-7384
BEST TIME TO REACH COACH: Weekdays, 10:30 a.m.-Noon
2002-03 RECORD [overall, conference (finish)]: 10-20/3-13 (5th, Northern Div., Southern Conference)
LETTERWINNERS RETURNING/LOST: 6/4
STARTERS RETURNING/LOST: 3/2
TOP RETURNING LETTERWINNERS: Richard Little (G, Sr.), Radee Skipworth (F, Sr.), Preston Beverly (F, Jr.)
TOP NEWCOMERS: Matt Coward (G, Fr.), Chijioko Ezekwe (F, Fr.), Matt Murrer (F, Fr.), Fred Robinson (G, Fr.)



Radee Skipworth

Media Information

SPORTS INFORMATION BASKETBALL CONTACT: Wade Branner
E-MAIL: brannerwh@vmi.edu
OFFICE PHONE: 540-464-7253
FAX PHONE: 540-464-7583
HOME PHONE: 540-463-5033
PRESS ROW PHONE: 540-463-6725
WEB SITE: vmikeydets.com

2003-04 Schedule

Nov. 20-23 Top of the World Classic
 Dec. 2 SOUTHERN VIRGINIA
 Dec. 5 VIRGINIA
 Dec. 10 at Virginia Tech
 Dec. 13 EASTERN MENNONITE
 Dec. 21 ST. FRANCIS (Pa.)
 Dec. 23 at Louisville
 Dec. 29 OLD DOMINION
 Jan. 3 at UNC Asheville
 Jan. 8 RADFORD
 Jan. 10 at Winthrop
 Jan. 14 at High Point
 Jan. 17 BIRMINGHAM SOUTHERN
 Jan. 20 at Liberty
 Jan. 26 COASTAL CAROLINA
 Jan. 28 CHARLESTON SOUTHERN
 Jan. 31 WINTHROP
 Feb. 4 at Radford
 Feb. 9 at James Madison
 Feb. 11 UNC ASHEVILLE
 Feb. 14 at Coastal Carolina
 Feb. 21 LIBERTY
 Feb. 25 HIGH POINT
 Feb. 28 at Birmingham Southern

2002-03 Results

68-54 W LIBERTY
 56-88 L at Tennessee
 76-59 W at St. Francis (PA)
 66-71 L at Virginia Tech
 77-66 W UVA WISE
 69-77 L at Liberty
 100-57 W EASTERN MENNONITE
 56-60 L MARY WASHINGTON
 69-70 L vs. Norfolk State
 71-67 W vs. Harvard
 48-85 L at Georgetown
 56-78 L at Western Carolina
 84-91 L GEORGIA SOUTHERN
 57-76 L at UNC Greensboro
 62-67 L EAST TENNESSEE STATE
 61-60 W DAVIDSON
 68-85 L APPALACHIAN STATE
 56-81 L at College of Charleston
 55-61 L at Furman
 76-93 L at East Tennessee State
 93-94 L WOFFORD (OT)
 64-83 L at Appalachian State
 58-61 L WESTERN CAROLINA
 52-77 L CHATTANOOGA
 61-60 W UNC GREENSBORO
 58-49 W at The Citadel
 49-84 L at Davidson
 62-56 W vs. Furman (SoCon)
 66-60 W vs. Davidson (SoCon)
 58-77 L vs. Chattanooga (SoCon)

RU

HIGHLANDERS

RADFORD

Saturday, Dec. 13, 2003, Blacksburg, Va.

General Information

LOCATION: Radford, Va. 24142
ENROLLMENT: 9,242
PRESIDENT: Dr. Douglas Covington
ATHLETICS DIRECTOR: Greig Denny
NICKNAME: Highlanders
COLORS: Red, White and Blue
HOME COURT (CAPACITY): Dedmon Center (5,000)
CONFERENCE: Big South



Byron Samuels

Coaches/Team

HEAD COACH: Byron Samuels (UNC Asheville/1986)
RECORD AT SCHOOL: 10-20 (1 year)
OVERALL RECORD: 27-56 (3 years)
ASSISTANTS: Kevin Martin (UNC Asheville/1999), Troy Manns (Virginia Tech/1996), Jeff Brookman (Belmont Abbey/1998)
BASKETBALL OFFICE PHONE: 540-831-5125
BEST TIME TO REACH COACH: Contact SID
2002-03 RECORD [overall, conference (finish)]: 10-20/7-8 (6th)
LETTERWINNERS RETURNING/LOST: 8/3
STARTERS RETURNING/LOST: 4/1
TOP RETURNING LETTERWINNERS: Whit Holcomb-Faye (G, So.), Olumuyiwa Popoola (G, Jr.), Aaron Gill (F, Sr.)
TOP NEWCOMERS: Brandon Jeffers (G, Jr.), Reggie McIntyre (F, Fr.), Chris Oliver (F, Fr.), Dan Ross (G, Fr.)



Whit Holcomb

Media Information

SPORTS INFORMATION BASKETBALL CONTACT: TBA
OFFICE PHONE: TBA
E-MAIL: TBA
FAX PHONE: 540-831-5556
HOME PHONE: TBA
PRESS ROW PHONE: 540-831-5295
WEB SITE: radford.edu/Athletics

2003-04 Schedule

Nov. 22 BLUEFIELD
 Nov. 24 WILLIAM & MARY
 Nov. 26 at North Carolina A&T
 Nov. 29 AKRON
 Dec. 2 AMERICAN
 Dec. 4 MARSHALL
 Dec. 6 at Howard
 Dec. 13 at Virginia Tech
 Dec. 22 at Clemson
 Dec. 30 at East Carolina
 Jan. 5 at Winthrop
 Jan. 8 at VMI
 Jan. 10 UNC ASHEVILLE
 Jan. 14 LIBERTY
 Jan. 17 at High Point
 Jan. 19 BIRMINGHAM SOUTHERN
 Jan. 24 COASTAL CAROLINA
 Jan. 26 CHARLESTON SOUTHERN
 Jan. 31 at UNC Asheville
 Feb. 4 VMI
 Feb. 7 WINTHROP
 Feb. 11 LONGWOOD
 Feb. 14 at Charleston Southern
 Feb. 16 at Coastal Carolina
 Feb. 21 HIGH POINT
 Feb. 25 at Birmingham Southern
 Feb. 28 at Liberty

2002-03 Results

46-92 L at Richmond
 64-63 W at William & Mary
 58-62 L HOWARD (OT)
 67-58 W NORTH CAROLINA A&T (OT)
 42-87 L EAST CAROLINA
 49-73 L at American
 65-90 L at Marshall
 64-97 L at Akron
 80-96 L at Ohio State
 45-81 L at Florida International
 63-69 L vs. St. Francis (N.Y.)
 64-55 W WINTHROP
 67-81 L HIGH POINT
 65-83 L at Birmingham Southern
 74-68 W UNC ASHEVILLE
 66-81 L at Liberty
 64-81 L at Charleston Southern
 77-73 L at Coastal Carolina
 53-57 L ELON
 64-75 L at High Point
 61-82 L at Winthrop
 68-75 L at UNC Asheville
 65-58 W COASTAL CAROLINA
 59-57 W CHARLESTON SOUTHERN
 74-84 L at Elon
 57-67 L BIRMINGHAM SOUTHERN
 81-56 W LIBERTY
 65-62 W at Charleston Southern
 55-42 W at Liberty
 71-85 L vs. UNC Asheville (Big South)



TOWSON

Saturday, Dec. 20, 2003, Towson, Md.

General Information


LOCATION: Towson, Md. 21252
ENROLLMENT: 17,400
PRESIDENT: Dr. Robert Caret
ATHLETICS DIRECTOR: Dr. Wayne Edwards
NICKNAME: Tigers
COLORS: Gold, White & Black
HOME COURT (CAPACITY): Towson Center (5,000)
CONFERENCE: Colonial Athletic Association



Michael Hunt

Coaches/Team

HEAD COACH: Michael Hunt (Furman/1985)
RECORD AT SCHOOL: 15-42 (2 years)
OVERALL RECORD: 15-42 (2 years)
ASSISTANTS: Lamont Franklin (UNC Wilmington/1997), Steve Miss (North Carolina/1992), Luke Strege (Wisconsin - La Crosse/1999)
BASKETBALL OFFICE PHONE: 410-704-3173
BEST TIME TO REACH COACH: Contact SID
2002-03 RECORD [overall, conference (finish)]: 4-24, 1-17 (10th)
LETTERWINNERS RETURNING/LOST: 7/4
STARTERS RETURNING/LOST: 5/1
TOP RETURNING LETTERWINNERS: Tony Dixon (C, Jr.), Jamaal Gilchrist (C, Jr.), Lawrence Hamm (F, So.)
TOP NEWCOMERS: Mike Green (G, Fr.), Trevan Jackson (G, Fr.), Jonathan Pease (F, Fr.)



Lawrence Hamm

Media Information

SPORTS INFORMATION BASKETBALL CONTACT: Peter Schlehr
OFFICE PHONE: 410-704-2232
E-MAIL: pschlehr@towson.edu
FAX PHONE: 410-704-3861
HOME PHONE: 410-838-9221
PRESS ROW PHONE: 410-704-3286
WEB SITE: towsontigers.com

2003-04 Schedule

Nov. 21 COPPIN STATE
 Nov. 22 Battle of Baltimore Finals
 Nov. 29 at Loyola
 Dec. 2 at Georgia
 Dec. 6 at Norfolk State
 Dec. 10 at George Washington
 Dec. 13 UMBC
 Dec. 20 VIRGINIA TECH
 Dec. 30 at UMES
 Jan. 3 at George Mason
 Jan. 7 at Hofstra
 Jan. 10 DELAWARE
 Jan. 14 WILLIAM & MARY
 Jan. 17 at James Madison
 Jan. 19 UNC WILMINGTON
 Jan. 21 DREXEL
 Jan. 24 OLD DOMINION
 Jan. 28 at VCU
 Jan. 31 at Old Dominion
 Feb. 4 GEORGE MASON
 Feb. 7 at Delaware
 Feb. 11 at UNC Wilmington
 Feb. 14 VCU
 Feb. 18 at William & Mary
 Feb. 21 at Drexel
 Feb. 25 HOFSTRA
 Feb. 28 JAMES MADISON

2002-03 Results

81-86 L UMBC
 67-53 W at Morgan State
 52-81 L at Georgetown
 56-68 L at Rider
 65-40 W UMES
 53-50 W NORFOLK STATE
 59-62 L at Morgan State
 60-70 L GEORGE WASHINGTON
 52-76 L at Virginia Tech
 56-67 L at Old Dominion
 55-74 L at William @ Mary
 51-64 L JAMES MADISON
 56-90 L GEORGE MASON
 61-54 W HOFSTRA
 56-85 L at Drexel
 53-85 L at UNC Wilmington
 60-74 L at Delaware
 47-82 L VCU
 54-76 L at George Mason
 60-97 L at VCU
 50-76 L DREXEL
 52-59 L WILLIAM & MARY
 51-73 L OLDDOMINION
 56-87 L at James Madison
 51-75 L UNC WILMINGTON
 47-66 L at Hofstra
 69-74 L DELAWARE
 61-72 L vs. James Madison (CAA)



WILLIAM & MARY

Tuesday, Nov. 23, 2003, Blacksburg, Va.

General Information


LOCATION: Williamsburg, Va. 23187
ENROLLMENT: 5,560
PRESIDENT: Timothy J. Sullivan
ATHLETICS DIRECTOR: Terry Driscoll
NICKNAME: Tribe
COLORS: Green, Gold and Silver
HOME COURT (CAPACITY): William & Mary Hall (8,600)
CONFERENCE: Colonial



Tony Shaver

Coaches/Team

HEAD COACH: Tony Shaver (North Carolina/1976)
RECORD AT SCHOOL: 1st year
OVERALL RECORD: 358-121 (17 years)
ASSISTANTS: Ted Jeffries (Virginia/1993), Dee Vick (Hampden-Sydney/1994), Joe Wolf (North Carolina/1987)
BASKETBALL OFFICE PHONE: 757-221-3339
BEST TIME TO REACH COACH: Contact SID
2002-03 RECORD [overall, conference (finish)]: 12-16, 7-11 (8th)
LETTERWINNERS RETURNING/LOST: 8/5
STARTERS RETURNING/LOST: 1/4
TOP RETURNING LETTERWINNERS: Adam Hess (F, Sr.), Zeb Cope (F, Sr.), Reid Markham (G, Jr.)
TOP NEWCOMERS: Corey Cofield (F, Fr.)



Adam Hess

Media Information

SPORTS INFORMATION BASKETBALL CONTACT: Dan Wakely
OFFICE PHONE: 757-221-3368
E-MAIL: ddwake@wm.edu
FAX PHONE: 757-221-3412
HOME PHONE: 757-476-5314
PRESS ROW PHONE: 757-221-3348
WEB SITE: TribeAthletics.com

2003-04 Schedule

Nov. 23 LIBERTY
 Nov. 24 at Radford
 Red Auerbach Colonial Classic
 Nov. 28 vs. St. Francis (N.Y.)
 Nov. 29 vs. GW/App. St.
 Dec. 4 UNC WILMINGTON
 Dec. 6 at VCU
 Dec. 19 HAMPTON
 Dec. 23 at Virginia Tech
 Dec. 30 CAMPBELL
 Jan. 3 at Pittsburgh
 Jan. 5 at Virginia
 Jan. 7 at UNC Wilmington
 Jan. 10 GEORGE MASON
 Jan. 14 at Towson
 Jan. 17 DREXEL
 Jan. 21 at Delaware
 Jan. 24 at Hofstra
 Jan. 26 OLD DOMINION
 Jan. 28 at James Madison
 Jan. 31 at George Mason
 Feb. 4 JAMES MADISON
 Feb. 7 at Drexel
 Feb. 11 DELAWARE
 Feb. 14 HOFSTRA
 Feb. 18 TOWSON
 Feb. 25 at Old Dominion
 Feb. 28 VCU

2002-03 Results

76-79 L FORDHAM
 63-64 L RADFORD
 61-62 L at Liberty
 51-66 L at ECU
 60-52 W VIRGINIA TECH
 73-66 W MORGAN STATE
 82-80 W at Campbell
 72-66 W CHARLESTON SO.
 74-55 W TOWSON
 72-74 L DELAWARE
 64-76 L at Old Dominion
 51-67 L at Drexel
 88-83 W VCU (20T)
 51-66 L HOFSTRA
 58-67 L at George Mason
 61-59 W at James Madison
 57-91 L at Delaware
 64-62 W at Hampton
 69-53 W OLD DOMINION
 79-69 W at Hofstra
 59-52 W at Towson
 43-60 W GEORGE MASON
 73-93 L at VCU
 62-78 L DREXEL
 48-72 L UNC WILMINGTON
 75-72 W JAMES MADISON
 49-60 L at UNC Wilmington
 64-74 L vs. Hofstra (CAA Tour.)



EAST CAROLINA

Saturday, Dec. 27, 2003, Norfolk, Va.

General Information

LOCATION: Greenville, N.C. 27858
ENROLLMENT: 20,577
CHANCELLOR: Dr. William V. Muse
ATHLETICS DIRECTOR: TBA (Nick Floyd, interim)
NICKNAME: Pirates
COLORS: Purple and Gold
HOME COURT (CAPACITY): Williams Arena (8,000)
CONFERENCE: Conference USA



Bill Herrion

Coaches/Team

HEAD COACH: Bill Herrion (Merrimack/1981)
RECORD AT SCHOOL: 48-65 (4 years)
OVERALL RECORD: 215-136 (12 years)
ASSISTANTS: Greg Herenda (Merrimack/1983), George Stackhouse (ECU/1991), Dino Presley (Kutztown/1993)
BASKETBALL OFFICE PHONE: 252-328-4592
BEST TIME TO REACH COACH: Contact SID
2002-03 RECORD [overall, conference (finish)]: 12-15/3-13 (13th)
LETTERWINNERS RETURNING/LOST: 9/3
STARTERS RETURNING/LOST: 4/1
TOP RETURNING LETTERWINNERS: Gabriel Mikulas (F, Sr.), Erroyl Bing (F, Sr.), Derrick Wiley (G, Sr.)
TOP NEWCOMERS: Mike Cook (G, Fr.), Keith Foster (F, Fr.), Japhet McNeil (G, Fr.), Frank Robinson (G, Fr.)



Gabriel Mikulas

Media Information

SPORTS INFORMATION BASKETBALL CONTACT: Jody Jones
OFFICE PHONE: 252-328-4522
E-MAIL: jonesjod@mail.ecu.edu
FAX PHONE: 252-328-4528
HOME PHONE: 252-215-5623
PRESS ROW PHONE: 252-328-0135
WEB SITE: ecupirates.com

2003-04 Schedule

Nov. 22 CAMPBELL
 Nov. 25 UNC PEMBROKE
 Nov. 29 COASTAL CAROLINA
 Dec. 2 at George Mason
 Dec. 6 at Seton Hall
 Dec. 10 NORTH CAROLINA A&T
 Dec. 19 GARDNER-WEBB
 Dec. 23 HAMPTON
 Dec. 27 vs. Virginia Tech (@Norfolk)
 Dec. 30 RADFORD
 Jan. 3 at Mississippi
 Jan. 7 UAB
 Jan. 10 at Charlotte
 Jan. 15 LOUISVILLE
 Jan. 17 at Houston
 Jan. 24 at Saint Louis
 Jan. 28 at Cincinnati
 Jan. 31 DePAUL
 Feb. 3 at South Florida
 Feb. 7 CHARLOTTE
 Feb. 11 MEMPHIS
 Feb. 14 at UAB
 Feb. 18 TULANE
 Feb. 21 TCU
 Feb. 28 SOUTH FLORIDA
 Mar. 3 at Marquette
 Mar. 6 at Southern Mississippi

2002-03 Results

65-63 W at Middle Tennessee State
 65-58 W MISSISSIPPI
 66-51 W WILLIAM & MARY
 89-42 W at Radford
 75-67 W at Old Dominion
 76-60 W VIRGINIA TECH
 90-62 W MOUNT OLIVE
 56-66 L GEORGE MASON
 86-61 W at Campbell
 71-90 L at Coastal Carolina
 73-70 W MARQUETTE
 93-47 W UNC PEMBROKE
 62-83 L at Charlotte
 70-87 L LOUISVILLE
 42-55 L at DePaul
 53-59 L CINCINNATI
 68-62 W SOUTH FLORIDA (OT)
 48-80 L at Marquette
 56-67 L at Tulane
 49-73 L at Memphis
 60-57 W SOUTHERN MISSISSIPPI
 42-56 L at Saint Louis
 63-77 L DePAUL
 66-71 L CHARLOTTE
 52-53 L at Cincinnati
 76-82 L at Louisville
 48-58 L SAINT LOUIS




PITTSBURGH

Tuesday, Jan. 6, 2004, Pittsburgh, Pa.

General Information


LOCATION: Pittsburgh, Pa. 15213
ENROLLMENT: 34,003
PRESIDENT: Mark A. Nordenberg
ATHLETICS DIRECTOR: Jeff Long
NICKNAME: Panthers
COLORS: Blue and Gold
HOME COURT (CAPACITY): Petersen Events Center (12,508)
CONFERENCE: The BIG EAST



Jamie Dixon

Coaches/Team

HEAD COACH: Jamie Dixon (TCU/1987)
RECORD AT SCHOOL: first year
OVERALL RECORD: first year
ASSISTANTS: Barry Rohrsen (St. Francis, N.Y./1983), Pat Sandle (San Francisco State/1987), Joe Lombardi (Youngstown State/1981)
BASKETBALL OFFICE PHONE: 412-648-8350
BEST TIME TO REACH COACH: Contact SID
2002-03 RECORD [overall, conference (finish)]: 28-5/13-3 (T 1st West)
LETTERWINNERS RETURNING/LOST: 9/3
STARTERS RETURNING/LOST: 2/3
TOP RETURNING LETTERWINNERS: Julius Page (G, Sr.), Jaron Brown (G, Sr.), Chevon Troutman (F, Jr.)
TOP NEWCOMERS: Levon Kendall (F, Fr.), Ed Turner (G, Fr.)



Julius Page

Media Information

SPORTS INFORMATION BASKETBALL CONTACT: Greg Hotchkiss
OFFICE PHONE: 412-648-8242; E-MAIL: ghotchkiss@athletics.pitt.edu
FAX PHONE: 412-648-8248
HOME PHONE: 412-367-0170
PRESS ROW PHONE: 412-648-2318
WEB SITE: pittsburghpanthers.com

2003-04 Schedule

Nov. 14 vs. Alabama (MSG)
 Nov. 22 ST. FRANCIS (Pa.)
 Nov. 26 ROBERT MORRIS
 Nov. 28 ALBANY
 Dec. 3 at Duquesne
 Dec. 6 PENN STATE
 Dec. 13 YOUNGSTOWN STATE
 Dec. 17 WAGNER
 Dec. 19 EASTERN MICHIGAN
 Dec. 20 CHICAGO STATE
 Dec. 22 FLORIDA STATE
 Dec. 22 NEW HAMPSHIRE
 Dec. 30 GEORGIA
 Jan. 3 WILLIAM & MARY
 Jan. 6 VIRGINIA TECH
 Jan. 10 at Miami
 Jan. 12 NOTRE DAME
 Jan. 17 RUTGERS
 Jan. 19 at Connecticut
 Jan. 24 at Syracuse
 Jan. 28 BOSTON COLLEGE
 Feb. 4 ST. JOHN'S
 Feb. 7 at Notre Dame
 Feb. 9 at Seton Hall
 Feb. 15 CONNECTICUT
 Feb. 21 at West Virginia
 Feb. 24 at Georgetown
 Feb. 29 SYRACUSE
 Mar. 2 at Providence
 Mar. 6 VILLANOVA

2002-03 Results

82-67 W DUQUESNE
 69-46 W St. FRANCIS (Pa.)
 89-49 W ARK.-PINE BLUFF
 Nov. 28 NORFOLK STATE
 82-60 W at Penn State
 89-55 W SE LOUISIANA
 69-49 W OHIO STATE
 87-71 W at Rhode Island
 65-41 W GEORGE MASON
 67-79 L at Georgia
 85-49 W ROBERT MORRIS
 72-55 W NOTRE DAME
 70-63 W at Rutgers
 80-61 W at West Virginia
 73-60 W SYRACUSE
 65-64 W GEORGETOWN
 65-67 L at Syracuse
 68-61 W PROVIDENCE
 64-66 L at Notre Dame
 82-46 W WEST VIRGINIA
 61-73 L at Seton Hall
 82-67 W at Georgetown
 86-65 W RUTGERS
 75-62 W at Virginia Tech
 71-67 W CONNECTICUT
 86-5 W SETON HALL
 56-54 W at Villanova
 67-59 W vs. Providence (Big East Tourn.)
 61-48 W vs. Boston College (Big East Tourn.)
 74-56 W vs. Connecticut (Big East Tourn.)
 87-61 W vs. Wagner (NCAA)
 74-52 W vs. Indiana (NCAA)
 74-77 L vs. Marquette (NCCA)



2003-2004 OPPONENTS



WEST VIRGINIA

Wednesday, Jan. 14, 2004, Morgantown, W.Va.
Saturday, Feb. 28, 2004, Blacksburg, Va.

General Information


LOCATION: Morgantown, W. Va. 26507
ENROLLMENT: 22,300
PRESIDENT: David C. Hardesty, Jr.
ATHLETIC DIRECTOR: Ed Pastilong
NICKNAME: Mountaineers
COLORS: Old Gold and Blue
HOME COURT (CAPACITY): WVU Coliseum (14,000)
CONFERENCE: The BIG EAST



John Beilein

Coaches/Team

HEAD COACH: John Beilein (Wheeling Jesuit/1975)
RECORD AT SCHOOL: 14-15 (1 year)
OVERALL RECORD: 461-273 (25 years)
ASSISTANTS: Jeff Neubauer (LaSalle/1991),
Jerry Dunn (George Mason/1981),
Matt Brown (Shippensburg/1994)
BASKETBALL OFFICE PHONE: 304-293-2193
BEST TIME TO REACH COACH: Contact SID
2002-03 RECORD [overall, conference (finish)]:
14-15/5-11 (6th West)
LETTERWINNERS RETURNING/LOST: 7/2
STARTERS RETURNING/LOST: 5/0
TOP RETURNING LETTERWINNERS: Drew Schifino (G, Jr.),
Kevin Pittsnogle (C, So.), Tyrone Sally (F, Jr.)
TOP NEWCOMERS: D'or Fischer (C, Jr.), Brad Byerson (F, Fr.)



Kevin Pittsnogle

Media Information

SPORTS INFORMATION BASKETBALL CONTACT: Bryan Messerly
OFFICE PHONE: 304-293-2821
E-MAIL: bryan.messerly@mail.wvu.edu
FAX PHONE: 304-293-4105
HOME PHONE: 304-685-1574
PRESS ROW PHONE: 304-293-2821
WEB SITE: msnssportsnet.com

2003-04 Schedule

Nov. 24 at James Madison
Nov. 29 NORTHEASTERN
Dec. 2 vs. St. Louis (Charleston)
Dec. 6 vs. George Washington
Dec. 7 BB&T Classic
Dec. 13 DUQUESNE
Dec. 17 IUPUI
Dec. 20 vs. Florida (Miami)
Dec. 28 IPFW
Dec. 30 HOWARD
Jan. 7 at Notre Dame
Jan. 10 GEORGETOWN
Jan. 14 VIRGINIA TECH
Jan. 17 at Providence
Jan. 20 vs. Marshall (Charleston)
Jan. 24 BOSTON COLLEGE
Jan. 28 at St. John's
Jan. 31 at Villanova
Feb. 4 SETON HALL
Feb. 7 at Connecticut
Feb. 11 ST. JOHN'S
Feb. 14 VILLANOVA
Feb. 21 PITTSBURGH
Feb. 25 at Rutgers
Feb. 28 at Virginia Tech
Mar. 2 SYRACUSE
Mar. 6 at Miami

2002-03 Results

59-46 W DELAWARE STATE
82-86 L at Duquesne
70-67 W JAMES MADISON
68-66 W FLORIDA
64-54 W UNC GREENSBORO
79-69 W WOFFORD
82-56 W WESTERN CAROLINA
65-62 W TENNESSEE
67-70 L at UNLV
75-58 W GARDNER-WEBB
45-75 L at St. Louis
68-63 W MIAMI
82-84 L at Georgetown (OT)
60-81 L PITTSBURGH
70-75 L at Boston College
65-61 W vs. Marshall (Charleston)
86-75 W RUTGERS
69-88 L at Notre Dame
91-83 W at Villanova
80-94 L SYRACUSE
46-82 L at Pittsburgh
52-46 W at Rutgers
55-56 L NOTRE DAME
64-68 L SETON HALL
51-89 L at Syracuse
53-56 L at Seton Hall
67-69 L GEORGETOWN
71-67 W VIRGINIA TECH
50-73 L vs. Providence (Big East Tourn.)



MIAMI

Saturday, Jan. 17, 2004, Blacksburg, Va.

General Information

LOCATION: Coral Gables, Fla. 33146
ENROLLMENT: 14,978
PRESIDENT: Dr. Donna E. Shalala
ATHLETICS DIRECTOR: Paul Dee
NICKNAME: Hurricanes
COLORS: Orange, Green and White
HOME COURT (CAPACITY): Convocation Center (7,000)
CONFERENCE: The BIG EAST



Perry Clark

Coaches/Team

HEAD COACH: Perry Clark (Gettysburg/1974)
RECORD AT SCHOOL: 51-38 (3 seasons)
OVERALL RECORD: 236-183 (14 seasons)
ASSISTANTS: Anthony Anderson (McNeese St./1995),
Greg Gary (Tulane/1992),
Kurtis Townsend (Western Kentucky/1982)
BASKETBALL OFFICE PHONE: 305-284-2680
BEST TIME TO REACH COACH: Contact SID
2002-03 RECORD [overall, conference (finish)]:
11-17/4-12 (6th East)
LETTERWINNERS RETURNING/LOST: 7/5
STARTERS RETURNING/LOST: 3/2
TOP RETURNING LETTERWINNERS: Darius Rice (F, Sr.),
Armondo Surratt (G, So.), Eric Wilkins (G, So.)
TOP NEWCOMERS: Karron Clark (F, Fr.), Guillermo Diaz (G, Fr.),
Anthony King (F/C, Fr.)



Darius Rice

Media Information

SPORTS INFORMATION BASKETBALL CONTACT: Samuel Henderson
OFFICE PHONE: 305-284-3244
E-MAIL: shenderson@miami.edu
FAX PHONE: 305-284-2807
HOME PHONE: 305-412-8364
PRESS ROW PHONE: TBA
WEB SITE: hurricanesports.com

2003-04 Schedule

Nov. 21 LUBBOCK CHRISTIAN
Nov. 23 LOUISIANA-MONROE
Nov. 25 vs. Rhode Island (Las Vegas)
Nov. 26 vs. Bradley (Las Vegas)
Dec. 2 STETSON
Dec. 6 FLORIDA INTERNATIONAL
Dec. 9 UMBC
Dec. 14 FLORIDA STATE
Dec. 20 vs. Temple
(Orange Bowl Basketball Classic)
Dec. 22 NORTH CAROLINA A&T
Dec. 27 FLORIDA ATLANTIC
Dec. 30 IPFW
Jan. 3 SAVANNAH STATE
Jan. 7 at North Carolina
Jan. 10 PITTSBURGH
Jan. 14 at St. John's
Jan. 17 at Virginia Tech
Jan. 21 RUTGERS
Jan. 25 VILLANOVA
Jan. 28 at Notre Dame
Jan. 31 GEORGETOWN
Feb. 4 at Rutgers
Feb. 7 at Georgetown
Feb. 11 BOSTON COLLEGE
Feb. 14 SYRACUSE
Feb. 18 at Connecticut
Feb. 21 at Providence
Feb. 24 SETON HALL
Mar. 2 at Villanova
Mar. 6 WEST VIRGINIA

2002-03 Results

93-58 W NEW HAMPSHIRE
78-72 W TEXAS A&M
91-57 W SAVANNAH STATE
73-74 L at Fla. Atlantic (OT)
55-72 L at Florida State
64-69 L at Charlotte
79-42 W ARK.- PINE BLUFF
93-94 L vs. Florida (2OT)
62-51 W at UCF
68-62 W LEHIGH
64-61 W NORTH CAROLINA (OT)
63-68 L at West Virginia
80-83 L at Connecticut (OT)
53-76 L at Seton Hall
77-76 W CONNECTICUT
49-54 L SYRACUSE
60-57 W PROVIDENCE
74-77 L at St. John's
67-72 L VILLANOVA (OT)
85-65 W VIRGINIA TECH
65-76 L at Boston College
63-73 L at Providence
72-74 L GEORGETOWN
56-75 L at Villanova
68-72 L BOSTON COLLEGE
79-71 W at Virginia Tech
73-76 L ST. JOHN'S
52-67 L vs. Seton Hall (Big East Tourn.)



NOTRE DAME

Tuesday, Jan. 20, 2004, Blacksburg, Va.

General Information

LOCATION: South Bend, Ind.
ENROLLMENT: 10,311
PRESIDENT: Rev. Edward A. Malloy C.S.C.
ATHLETICS DIRECTOR: Kevin White
NICKNAME: Fighting Irish
COLORS: Gold and Blue
HOME COURT (CAPACITY): Joyce Center (11,418)
CONFERENCE: The BIG EAST (West)



Mike Brey

Coaches/Team

HEAD COACH: Mike Brey (George Washington/1982)
RECORD AT SCHOOL: 66-31 (3 years)
OVERALL RECORD: 165-83 (8 years)
ASSISTANTS: Sean Kearney (Scranton/1981),
 Rod Balanis (Georgia Tech/1993),
 Lewis Preston (VMI/1993)
BASKETBALL OFFICE PHONE: 574-631-6225
BEST TIME TO REACH COACH: Contact SID
2002-03 RECORD [overall, conference (finish)]:
 24-10, 10-6 (T 3rd West)
LETTERWINNERS RETURNING/LOST: 7/4
STARTERS RETURNING/LOST: 3/2
TOP RETURNING LETTERWINNERS: Chris Thomas (G., Jr.), Jere Macura (F, Sr.),
 Torin Francis (F, Fr.), Jordan Comette (F, Jr.)
TOP NEWCOMERS: Russell Carter (G, Fr.), Colin Falls (F, Fr.), Omari Isreal (F, Fr.)



Chris Thomas

Media Information

SPORTS INFORMATION BASKETBALL CONTACT: Bernadette Cafarelli
OFFICE PHONE: 574-631-7516
E-MAIL: bernadette.m.cafarelli.1@nd.edu
FAX PHONE: 574-631-7941
HOME PHONE: 574-273-2390
PRESS ROW PHONE: 574-631-5309
WEB SITE: und.com

2003-04 Schedule

Nov. 24 NORTHERN ILLINOIS
 Nov. 29 MT. ST. MARY'S
 Dec. 1 at Marquette
 Dec. 6 CENTRAL MICHIGAN
 Dec. 10 INDIANA
 Dec. 14 at DePaul
 Dec. 21 AMERICAN
 Dec. 23 QUINNIPIAC
 Dec. 28 MOREHEAD STATE
 Jan. 7 WEST VIRGINIA
 Jan. 10 at Villanova
 Jan. 12 at Pittsburgh
 Jan. 17 SYRACUSE
 Jan. 20 at Virginia Tech
 Jan. 25 KENTUCKY
 Jan. 28 MIAMI
 Jan. 31 at Rutgers
 Feb. 4 at Boston College
 Feb. 7 PITTSBURGH
 Feb. 9 CONNECTICUT
 Feb. 14 SETON HALL
 Feb. 16 at Syracuse
 Feb. 21 at Connecticut
 Feb. 24 PROVIDENCE
 Feb. 28 at UCLA
 Mar. 3 GEORGETOWN
 Mar. 6 at St. John's

2002-03 Results

76-48 W BELMONT
 89-45 W IUPUI
 73-42 W BUCKNELL
 75-50 W vs. Furman
 75-80 L vs. Creighton
 90-55 W ALBANY
 92-71 W MARQUETTE
 79-67 W vs. Maryland (MCI Center)
 98-92 W vs. Texas (MCI Center)
 102-71 W DEPAUL
 93-75 W CANISIUS
 76-63 W VANDERBILT
 55-53 W vs. Valparaiso (Chicago)
 55-72 L at Pittsburgh
 74-64 W SETON HALL
 68-57 W RUTGERS
 73-88 L at Kentucky
 71-65 W at Providence
 101-96 W at Boston College (OT)
 88-69 W WEST VIRGINIA
 93-92 W GEORGETOWN (OT)
 72-78 L at Seton Hall
 66-64 W PITTSBURGH
 80-82 L at Syracuse
 56-55 W at West Virginia
 98-76 W VIRGINIA TECH
 79-87 L CONNECTICUT
 82-95 L at Rutgers
 88-92 L SYRACUSE
 86-80 W at Georgetown
 80-83 L vs. St. John's (Big East Tourn.)
 70-69 W vs. Wisc.-Milwaukee (NCAA)
 68-60 W vs. Illinois (NCAA)
 71-88 L vs. Arizona (NCAA)



SETON HALL

Saturday, Jan. 24, 2004, East Rutherford, N.J.

General Information


LOCATION: South Orange, N.J. 07079
ENROLLMENT: 9,600
PRESIDENT: Msgr. Robert Sheeran
ATHLETICS DIRECTOR: Jeff Fogelson
NICKNAME: Pirates
COLORS: Blue and White
HOME COURT (CAPACITY): Continental Airlines Arena
 (20,029)
CONFERENCE: The BIG EAST



Louis Orr

Coaches/Team

HEAD COACH: Louis Orr (Syracuse/1980)
RECORD AT SCHOOL: 29-31 (2 years)
OVERALL RECORD: 49-42 (3 years)
ASSISTANTS: Brian Nash (Keene State/1992),
 Billy Garrett (Illinois State/1988),
 John Dunne (Ithaca/1992)
BASKETBALL OFFICE PHONE: 973-761-9070
BEST TIME TO REACH COACH: Contact SID
2002-03 RECORD [overall, conference (finish)]:
 17-13, 10-6 (3rd West)
LETTERWINNERS RETURNING/LOST: 10/3
STARTERS RETURNING/LOST: 4/1
TOP RETURNING LETTERWINNERS: Andre Barrett (G, Sr.), John Allen (F, Jr.),
 Kelly Whitney (C, So.)
TOP NEWCOMERS: Grant Billmeier (C, Fr.), Mani Messy (F, Fr.),
 Jamar Nutter (G, Fr.)



Andre Barrett

Media Information

SPORTS INFORMATION BASKETBALL CONTACT: Jeff Andriessie
OFFICE PHONE: 973-761-9493
E-MAIL: andrieje@shu.edu
FAX PHONE: 973-761-9061
HOME PHONE: 201-368-1822
PRESS ROW PHONE: 201-842-5720
WEB SITE: www.shupirates.com

2003-04 Schedule

Nov. 22 MORGAN STATE
 Nov. 26 at Alaska-Anchorage
 Nov. 28 at Great Alaska Shootout
 Nov. 29 at Great Alaska Shootout
 Dec. 6 EAST CAROLINA
 Dec. 10 at Louisville
 Dec. 13 ST. PETER'S
 Dec. 20 OHIO STATE
 Dec. 22 DAVIDSON
 Dec. 27 DEPAUL
 Dec. 30 MONMOUTH
 Jan. 1 RHODE ISLAND
 Jan. 3 at La Salle
 Jan. 10 at St. John's (MSG)
 Jan. 12 PROVIDENCE
 Jan. 17 at Boston College
 Jan. 20 SYRACUSE
 Jan. 24 VIRGINIA TECH
 Feb. 1 at Providence
 Feb. 4 at West Virginia
 Feb. 7 RUTGERS
 Feb. 9 PITTSBURGH
 Feb. 14 at Notre Dame
 Feb. 16 BOSTON COLLEGE
 Feb. 21 VILLANOVA
 Feb. 24 at Miami
 Feb. 28 GEORGETOWN
 Mar. 1 at Connecticut
 Mar. 7 at Rutgers

2002-03 Results

77-51 W SAN FRANCISCO
 61-78 L vs. Texas (Houston)
 84-76 W ST. FRANCIS (N.Y.)
 67-57 W MONMOUTH
 70-91 L LOUISVILLE
 54-71 L at Ohio State
 41-52 L at DePaul
 71-48 W STONY BROOK
 75-60 W RIDER
 66-74 L at St. John's
 66-70 L SYRACUSE
 64-74 L at Notre Dame
 69-54 W GEORGETOWN
 76-53 W MIAMI
 65-83 L at Syracuse
 70-74 L MANHATTAN
 93-82 W at Georgetown (OT)
 58-53 W RUTGERS
 78-72 W NOTRE DAME
 97-80 W ST. PETER'S
 73-61 W PITTSBURGH
 68-64 W at West Virginia
 62-52 W at Rutgers
 57-56 W VILLANOVA
 56-53 W WEST VIRGINIA
 54-86 L at Pittsburgh
 61-64 L at Providence (OT)
 67-52 W vs. Miami (Big East Tourn.)
 70-83 L vs. Connecticut (Big East Tourn.)
 60-61 L at Rhode Island (NIT)



2003-2004 OPPONENTS



CONNECTICUT

Wednesday, Jan. 28, 2004, Blacksburg, Va.

General Information


LOCATION: Storrs, Conn. 06269
ENROLLMENT: 23,419
PRESIDENT: Dr. Philip E. Austin
ATHLETICS DIRECTOR: Jeff Hathaway (Maryland/1981)
NICKNAME: Huskies, UConn
COLORS: National Flag Blue and White
HOME COURT (CAPACITY): Gampel Pavilion (10,167), Hartford Civic Center (16,294)
CONFERENCE: The BIG EAST



Jim Calhoun

Coaches/Team

HEAD COACH: Jim Calhoun (American International/1968)
RECORD AT SCHOOL: 399-159 (17 years)
OVERALL RECORD: 647-296 (31 years)
ASSISTANTS: George Blaney (Holy Cross/1961), Tom Moore (Boston U./1987), Clyde Vaughan (Pittsburgh/1984)
BASKETBALL OFFICE PHONE: 860-486-2720
BEST TIME TO REACH COACH: Contact SID
2002-03 RECORD [overall, conference (finish)]: 23-10/10-6 (1st East)
LETTERWINNERS RETURNING/LOST: 8/4
STARTERS RETURNING/LOST: 5/0
TOP RETURNING LETTERWINNERS: Taliek Brown (G, Sr.), Emeka Okafor (C, Jr.), Ben Gordon (G, Jr.)
TOP NEWCOMERS: Josh Boone (F/C, Fr.), Charlie Villanueva (F, Fr.), Marcus Williams (G, Fr.)



Emeka Okafor

Media Information

SPORTS INFORMATION BASKETBALL CONTACT: Kyle Muncy
E-MAIL: kyle.muncy@uconn.edu
OFFICE PHONE: 860-486-3531
FAX PHONE: 860-486-5085
HOME PHONE: 860-267-7792
PRESS ROW: 860-486-1888
WEB SITE: uconnhuskies.com

2003-04 Schedule

Nov. 17 YALE (NIT)
 Nov. 19 Preseason NIT
 Nov. 22 SACRED HEART (HCC)
 Nov. 26 Preseason NIT
 Nov. 28 Preseason NIT
 Dec. 1 LEHIGH (HCC)
 Dec. 6 ARMY
 Dec. 13 QUINNIPIAC
 Dec. 20 IONA (HCC)
 Dec. 28 BALL STATE (HCC)
 Dec. 30 MASSACHUSETTS (HCC)
 Jan. 2 at Rice
 Jan. 6 at Rutgers
 Jan. 11 OKLAHOMA
 Jan. 14 GEORGETOWN
 Jan. 17 at North Carolina
 Jan. 19 PITTSBURGH (HCC)
 Jan. 24 PROVIDENCE (HCC)
 Jan. 28 at Virginia Tech
 Jan. 31 at Boston College
 Feb. 2 SYRACUSE (HCC)
 Feb. 7 WEST VIRGINIA
 Feb. 9 at Notre Dame
 Feb. 15 at Pittsburgh
 Feb. 18 MIAMI (HCC)
 Feb. 21 NOTRE DAME (HCC)
 Feb. 24 at St. John's
 Feb. 28 at Villanova
 Mar. 1 SETON HALL
 Mar. 7 at Syracuse

2002-03 Results

91-72 W QUINNIPIAC
 67-55 W GEORGE WASHINGTON
 76-70 W at Vanderbilt
 116-78 W SACRED HEART
 97-85 W WAGNER
 59-48 W vs. Massachusetts (HCC)
 117-67 W UNC ASHEVILLE
 93-65 W CENTRAL CONNECTICUT
 95-78 W ST. BONAVENTURE
 63-73 L at Oklahoma
 83-80 W MIAMI (OT)
 83-65 W VIRGINIA TECH
 65-68 L At North Carolina
 76-77 L at Miami
 74-65 W VILLANOVA
 74-68 W at St. John's
 71-95 L BOSTON COLLEGE
 74-95 L at Virginia Tech
 84-68 W at Providence
 75-61 W SYRACUSE
 70-79 L at Villanova
 87-70 W RUTGERS
 77-69 W ST. JOHN'S
 87-79 W at Notre Dame
 67-71 L at Pittsburgh
 70-76 L PROVIDENCE
 91-54 W at Boston College
 83-70 W vs. Seton Hall (Big East Tourn.)
 80-67 W vs. Syracuse (Big East Tourn.)
 56-74 L vs. Pittsburgh (Big East Tourn.)
 58-53 W vs. BYU (NCAA)
 85-74 W vs. Stanford (NCAA)
 78-82 L vs. Texas (NCAA)



SYRACUSE

Saturday, Jan. 31, 2004, Syracuse, N.Y.

General Information

LOCATION: Syracuse, N.Y. 13244
ENROLLMENT: 11,000
CHANCELLOR: Kenneth Shaw
ATHLETICS DIRECTOR: John "Jake" Crouthamel
NICKNAME: Orangemen
COLORS: Orange
HOME COURT (CAPACITY): Carrier Dome (33,000)
CONFERENCE: The BIG EAST



Jim Boeheim

Coaches/Team

HEAD COACH: Jim Boeheim (Syracuse/1966)
RECORD AT SCHOOL: 653-226 (27 years)
OVERALL RECORD: 653-226 (27 years)
ASSISTANTS: Bernie Fine (Syracuse/1967), Mike Hopkins (Syracuse/1993), Troy Weaver (Prince Georges C.C./1991)
BASKETBALL OFFICE PHONE: 315-443-2082
BEST TIME TO REACH COACH: 10 a.m.-2 p.m.
2002-03 RECORD [overall, conference (finish)]: 30-5, 13-3 (1st West)
LETTERWINNERS RETURNING/LOST: 11/4
STARTERS RETURNING/LOST: 3/2
TOP RETURNING LETTERWINNERS: Gerry McNamara (G, So.), Hakim Warrick (G, Jr.), Craig Forth (C, Jr.)
TOP NEWCOMERS: Demetris Nichols (F, Fr.), Terrence Roberts (F, Fr.), Darryl Watkins (F/C, Fr.)



Hakim Warrick

Media Information

SPORTS INFORMATION BASKETBALL CONTACT: Pete Moore
OFFICE PHONE: 315-443-2608
E-MAIL: pimooore@syr.edu
FAX PHONE: 315-443-2076
HOME PHONE: 315-449-0745
PRESS ROW PHONE: 315-443-4241
WEB SITE: www.suathletics.com

2002-03 Results

63-70 L vs. Memphis (MSG)
 81-66 W VALPARAISO
 98-68 W COLGATE
 85-62 W CORNELL
 92-65 W UNC GREENSBORO
 94-58 W BINGHAMTON
 92-65 W GEORGIA TECH
 109-79 W ALBANY
 87-69 W CANISIUS
 70-66 W at Seton Hall
 82-74 W BOSTON COLLEGE
 76-69 W MISSOURI
 60-73 L at Pittsburgh
 83-65 W SETON HALL
 54-49 W at Miami
 65-68 L at Rutgers
 67-65 W PITTSBURGH
 88-80 W GEORGETOWN
 94-80 W at West Virginia
 61-75 L at Connecticut (HCC)
 82-80 W NOTRE DAME
 66-60 W ST. JOHN'S
 76-75 W at Michigan State
 89-51 W WEST VIRGINIA
 93-84 W at Georgetown (OT)
 92-88 W at Notre Dame
 83-74 W RUTGERS
 74-69 W vs. Georgetown (Big East Tourn.)
 67-80 L vs. Connecticut (Big East Tourn.)
 76-75 W vs. Manhattan (NCAA)
 68-56 W vs. Oklahoma State (NCAA)
 79-78 W vs. Auburn (NCAA)
 63-47 W vs. Oklahoma (NCAA)
 95-84 W vs. Texas (NCAA)
 81-78 W vs. Kansas (NCAA)

2003-04 Schedule

Nov. 26 CHARLOTTE
 Nov. 30 RHODE ISLAND
 Dec. 3 vs. St. Bonaventure (Roch.)
 Dec. 13 BINGHAMTON
 Dec. 17 MANHATTAN
 Dec. 20 SIENA
 Dec. 22 COLGATE
 Dec. 28 UNC ASHEVILLE
 Dec. 30 CANISIUS
 Jan. 3 MICHIGAN STATE
 Jan. 7 ST. JOHN'S
 Jan. 10 BOSTON COLLEGE
 Jan. 12 at Missouri
 Jan. 17 at Notre Dame
 Jan. 20 at Seton Hall
 Jan. 24 PITTSBURGH
 Jan. 31 VIRGINIA TECH
 Feb. 2 at Connecticut
 Feb. 7 at Providence
 Feb. 10 RUTGERS
 Feb. 14 at Miami
 Feb. 16 NOTRE DAME
 Feb. 21 at Georgetown
 Feb. 23 VILLANOVA
 Feb. 29 PITTSBURGH
 Mar. 2 at West Virginia
 Mar. 7 CONNECTICUT



PROVIDENCE

Wednesday, Feb. 4, 2004, Blacksburg, Va.

General Information

LOCATION: Providence, R.I. 02918
ENROLLMENT: 3,700
PRESIDENT: Rev. Philip A. Smith, O.P.
ATHLETIC DIRECTOR: Robert Driscoll
NICKNAME: Friars
COLORS: Black, White and Silver
HOME COURT (CAPACITY): Dunkin Donuts Center (12,993)
CONFERENCE: The BIG EAST



Tim Welsh

Coaches/Team

HEAD COACH: Tim Welsh (Potsdam State/1984)
RECORD AT SCHOOL: 81-73 (5 years)
OVERALL RECORD: 151-95 (8 years)
ASSISTANTS: Steve DeMeo (SUNY-Buffalo/1987), Phil Seymore (Canisius/1989), Bob Walsh (Hamilton/1994)
BASKETBALL OFFICE PHONE: 401-865-2266
BEST TIME TO REACH COACH: Contact SID
2002-03 RECORD [overall, conference (finish)]: 18-14/8-8 (3rd East)
LETTERWINNERS RETURNING/LOST: 10/4
STARTERS RETURNING/LOST: 5/0
TOP RETURNING LETTERWINNERS: Abdul Mills (G, Sr.), Ryan Gomes (F, Jr.), Donnie McGrath (G, So.)
TOP NEWCOMERS: Jeff Parmer (F, Fr.), Dwight Brewington (G, Fr.)



Abdul Mills

Media Information

SPORTS INFORMATION BASKETBALL CONTACT: Arthur Parks
OFFICE PHONE: 401-865-2759
E-MAIL: aparks@providence.edu
FAX PHONE: 401-865-2583
HOME PHONE: 401-453-3922
PRESS ROW PHONE: 401-751-9737
WEB SITE: friars.com

2003-04 Schedule

Nov. 22 HOFSTRA
 Nov. 29 ALABAMA
 Dec. 2 SOUTH FLORIDA
 Dec. 6 at Rhode Island
 Dec. 9 vs. Illinois (MSG)
 Dec. 21 CENTRAL CONNECTICUT
 Dec. 23 at Richmond
 Dec. 28 SIENA
 Jan. 3 at Virginia
 Jan. 5 TEXAS
 Jan. 10 at Rutgers
 Jan. 12 at Seton Hall
 Jan. 17 WEST VIRGINIA
 Jan. 21 VILLANOVA
 Jan. 24 at Connecticut (Hartford CC)
 Jan. 26 GEORGETOWN
 Feb. 1 SETON HALL
 Feb. 4 at Virginia Tech
 Feb. 7 SYRACUSE
 Feb. 11 at Villanova
 Feb. 14 at Boston College
 Feb. 21 MIAMI
 Feb. 24 at Notre Dame
 Feb. 29 at St. John's (MSG)
 Mar. 2 PITTSBURGH

2002-03 Results

83-64 W BROWN
 64-68 L at South Florida
 91-68 W OHIO
 71-60 W VERMONT
 71-73 L RHODE ISLAND
 84-55 W RICHMOND
 61-69 L at Alabama
 80-61 W NORTHEASTERN
 74-71 W PENNSYLVANIA (OT)
 93-80 W at Boston College
 81-89 L at Siena
 75-71 W ST. JOHN'S
 67-81 L at Villanova
 67-58 W LA.-LAFAYETTE
 79-92 L at Virginia Tech
 65-71 L NOTRE DAME
 57-60 L at Miami
 89-58 W VIRGINIA TECH
 61-68 L at Pittsburgh
 68-84 L CONNECTICUT
 69-80 L BOSTON COLLEGE
 69-59 W at St. John's
 73-63 W MIAMI
 70-60 W VILLANOVA
 56-71 L at Georgetown
 76-70 W at Connecticut
 64-61 W SETON HALL (OT)
 73-50 W vs. West Virginia (Big East Tourn.)
 59-67 L Pittsburgh (Big East Tourn.)
 67-49 W at Richmond (NIT)
 69-64 W COLL. OF CHARLESTON (NIT)
 58-67 L GEORGETOWN (NIT)




GEORGETOWN

Wednesday, Feb. 11, 2004, Blacksburg, Va.
 Saturday, Mar. 6, 2004, Washington, D.C.

General Information


LOCATION: Washington, D.C. 20057
ENROLLMENT: 12,290
PRESIDENT: John J. DeGoioia, Ph.D.
ATHLETICS DIRECTOR: Joseph C. Lang
NICKNAME: Hoyas
COLORS: Blue and Gray
HOME COURT (CAPACITY): MCI Center (20,600)
CONFERENCE: The BIG EAST



Craig Esherick

Coaches/Team

HEAD COACH: Craig Esherick (Georgetown/1978)
RECORD AT SCHOOL: 90-59 (5 years)
OVERALL RECORD: 90-59 (5 years)
ASSISTANTS: Mike Riley (Georgetown/1978), Jaren Jackson (Georgetown/1989), Chuck Driesell (Maryland/1985)
BASKETBALL OFFICE PHONE: 202-687-2374
BEST TIME TO REACH COACH: Contact SID
2002-03 RECORD [overall, conference (finish)]: 19-15, 6-10 (5th West)
LETTERWINNERS RETURNING/LOST: 8/6
STARTERS RETURNING/LOST: 2/3
TOP RETURNING LETTERWINNERS: Gerald Riley (G, Sr.), Brandon Bowman (F, So.), Ashanti Cook (G, So.)
TOP NEWCOMERS: Matt Causey (G, Fr.), Amadou Kilkenny-Diaw (F/C, Fr.), Rayshawn Reed (G, Fr.)



Gerald Riley

Media Information

SPORTS INFORMATION BASKETBALL CONTACT: Bill Shapland
OFFICE PHONE: 202-687-2492
E-MAIL: shaplanw@georgetown.edu
FAX PHONE: 202-687-2491
HOME PHONE: 703-521-5535
PRESS ROW PHONE: 202-628-3200
WEB SITE: guhoyas.com

2003-04 Schedule

Nov. 21 GRAMBLING
 Nov. 23 at Penn State
 Nov. 25 COASTAL CAROLINA
 Nov. 29 DELAWARE STATE
 Dec. 3 NORFOLK STATE
 Dec. 6 DAVIDSON
 Dec. 13 ELON
 Dec. 20 HOWARD
 Dec. 22 at The Citadel
 Jan. 3 RUTGERS
 Jan. 6 BOSTON COLLEGE
 Jan. 10 at West Virginia
 Jan. 14 at Connecticut
 Jan. 20 ST. JOHN'S
 Jan. 24 DUKE
 Jan. 26 at Providence
 Jan. 31 at Miami
 Feb. 5 VILLANOVA
 Feb. 7 MIAMI
 Feb. 11 at Virginia Tech
 Feb. 14 at Temple
 Feb. 18 at St. John's
 Feb. 21 SYRACUSE
 Feb. 24 PITTSBURGH
 Feb. 28 at Seton Hall
 Mar. 3 at Notre Dame
 Mar. 6 VIRGINIA TECH

2002-03 Results

99-46 W GRAMBLING
 80-60 W JAMES MADISON
 81-52 W TOWSON
 87-60 W COASTAL CAROLINA
 67-59 W SOUTH CAROLINA
 84-48 W NORFOLK STATE
 91-66 W HOWARD
 75-79 L at Virginia
 85-48 W VMI
 86-93 L at Duke
 84-82 W WEST VIRGINIA (OT)
 54-68 L at Seton Hall
 72-77 L ST. JOHN'S
 76-66 W RUTGERS
 64-65 L at Pittsburgh
 82-93 L SETON HALL (OT)
 92-93 L at Notre Dame (OT)
 80-88 L at Syracuse
 70-71 L UCLA
 59-66 L at Rutgers
 85-73 W at Virginia Tech
 67-82 L PITTSBURGH
 74-72 W at Miami
 71-56 W PROVIDENCE
 84-93 L SYRACUSE (OT)
 69-67 W at West Virginia
 80-86 L NOTRE DAME
 46-41 W vs. Villanova (Big East Tourn.)
 69-74 L vs. Syracuse (Big East Tourn.)
 70-60 W at Tennessee (NIT)
 67-58 W at Providence (NIT)
 79-74 W at North Carolina (NIT)
 88-74 W vs. Minnesota (NIT) (MSG)
 67-70 L vs. St. John's (NIT) (MSG)



2003-2004 OPPONENTS

R

RUTGERS

Sunday, Feb. 15, 2004, Piscataway, N.J.
Wednesday, March 3, 2004, Blacksburg, Va.

General Information

LOCATION: New Brunswick, N.J. 08901
ENROLLMENT: 33,500
PRESIDENT: Dr. Richard McCormick
ATHLETICS DIRECTOR: Robert E. Mulcahy III
NICKNAME: Scarlet Knights
COLORS: Scarlet
HOME COURT (CAPACITY): Louis Brown Athletic Center (8,000)
CONFERENCE: The BIG EAST



Gary Waters

Coaches/Team

HEAD COACH: Gary Waters (Ferris State/1975)
RECORD AT SCHOOL: 30-29 (2 years)
OVERALL RECORD: 122-89 (7 years)
ASSISTANTS: Garland Mance (St. Bonaventure/1994), Kevin Heck (Wayne State/1993), Larry DeSimplare (Spring Arbor/1991)
BASKETBALL OFFICE PHONE: 732-445-4291
BEST TIME TO REACH COACH: Contact SID
2002-03 RECORD [overall, conference (finish)]: 12-16, 4-12 (7th West)
LETTERWINNERS RETURNING/LOST: 7/4
STARTERS RETURNING/LOST: 3/2
TOP RETURNING LETTERWINNERS: Sean Axani (F, Sr.), Herve Lamizana (F, Sr.), Ricky Shields (G, Jr.)
TOP NEWCOMERS: Quincy Douby (G, Fr.), Byron Jones (C, Fr.), Marquis Webb (G, Fr.)



Herve Lamizana

Media Information

SPORTS INFORMATION BASKETBALL CONTACT: John Beisser
OFFICE PHONE: 732-445-4200
E-MAIL: jbeisser@scarletknights.com
FAX PHONE: 732-445-3063
HOME PHONE: 732-878-6802
PRESS ROW PHONE: 732-445-4200
WEB SITE: www.scarletknights.com



VILLANOVA

Wednesday, Feb. 18, 2004, Villanova, Pa.

General Information


LOCATION: Villanova, Pa. 19085
ENROLLMENT: 6,295
PRESIDENT: Rev. Edmund J. Dobbin, O.S.A.
ATHLETICS DIRECTOR: Vince Nicasro
NICKNAME: Wildcats
COLORS: Blue and White
HOME COURT (CAPACITY): Pavilion (6,500), Wachovia Center (21,000)
CONFERENCE: The BIG EAST



Jay Wright

Coaches/Team

HEAD COACH: Jay Wright (Bucknell/1983)
RECORD AT SCHOOL: 34-29 (2 years)
OVERALL RECORD: 156-114 (9 years)
ASSISTANTS: Brett Gunning (UNLV/1994), Fred Hill (Montclair St./1981), Ed Pinckney (Villanova/1985)
BASKETBALL OFFICE PHONE: 610-519-4140
BEST TIME TO REACH COACH: Contact SID
2002-03 RECORD [overall, conference (finish)]: 15-16/8-8 (3rd East)
LETTERWINNERS RETURNING/LOST: 11/4
STARTERS RETURNING/LOST: 3/2
TOP RETURNING LETTERWINNERS: Derrick Snowden (G, Sr.), Randy Foye (G, So.), Jason Fraser (F/C, So.)
TOP NEWCOMERS: Mike Nardi (G, Fr.), Will Sheridan (F, Fr.)



Randy Foye

Media Information

SPORTS INFORMATION BASKETBALL CONTACT: Mike Sheridan
OFFICE PHONE: 610-519-4120
E-MAIL: michael.sheridan@villanova.edu
FAX PHONE: 610-519-7323
HOME PHONE: 610-924-9042
PRESS ROW PHONE: 610-519-7290
WEB SITE: villanova.com

2003-04 Schedule

Nov. 22	LAFAYETTE	60-36	W	COLUMBIA (NIT)
Nov. 25	BUFFALO	67-71	L	at North Carolina (NIT)
Nov. 29	at Wisconsin	59-53	W	at Temple
Dec. 3	TEMPLE	75-56	W	MARSHALL
Dec. 6	MONMOUTH	70-82	L	at Auburn
Dec. 10	at Penn State	94-83	W	FORDHAM
Dec. 13	PRINCETON	76-70	W	at Princeton
Dec. 20	LIU	57-61	L	VIRGINIA
Dec. 27	vs. Northwestern (UTEP)	68-48	W	MORRIS BROWN
Dec. 28	vs. UTEP/MVSU	54-41	W	DELAWARE STATE
Jan. 3	at Georgetown	66-57	W	PRAIRIE VIEW A&M
Jan. 6	CONNECTICUT	75-83	L	LA SALLE (OT)
Jan. 10	PROVIDENCE	63-70	L	PITTSBURGH
Jan. 17	at Pittsburgh	57-68	L	at Notre Dame
Jan. 21	at Miami	89-110	L	VILLANOVA
Jan. 24	ST. JOHN'S	66-76	L	at Georgetown
Jan. 28	at Villanova	75-86	L	at West Virginia
Jan. 31	NOTRE DAME	68-65	W	SYRACUSE
Feb. 4	MIAMI	53-58	L	at Seton Hall
Feb. 7	at Seton Hall	75-72	W	BOSTON COLLEGE
Feb. 10	at Syracuse	66-59	W	GEORGETOWN
Feb. 15	VIRGINIA TECH	46-52	L	WEST VIRGINIA
Feb. 22	at Boston College	70-87	L	at Connecticut
Feb. 25	WEST VIRGINIA	65-86	L	at Pittsburgh
Mar. 3	at Virginia Tech	52-62	L	SETON HALL
Mar. 7	SETON HALL	95-82	W	NOTRE DAME
		59-75	L	at St. John's
		74-83	L	at Syracuse

2002-03 Results

Nov. 21	at Temple	61-73	L	vs. Marquette (MSG)
Nov. 22	at University of Redlands	64-41	W	DREXEL
Nov. 24	vs. Chaminade at Maui Invit.	87-71	W	vs. Loyola Marymount (GAS)
Nov. 25	vs. Hawaii/S. Clara at Maui Invit.	81-73	W	vs. Michigan State (GAS)
Nov. 26	Maui Invitational	69-71	L	vs. Coll. of Charleston (GAS)
Dec. 6	vs. La Salle (Big Five Classic)	74-71	W	vs. La Salle
Dec. 9	at Pennsylvania	58-72	L	PENNSYLVANIA
Dec. 12	Northeastern	72-60	W	UMBC
Dec. 22	Columbia	78-80	L	at Dayton
Dec. 28	UNC Greensboro	68-53	W	BINGHAMTON
Jan. 2	at Kansas (ESPN)	70-62	W	TEMPLE
Jan. 6	Memphis (WC)	68-72	L	at Memphis
Jan. 10	Notre Dame (WC)	92-81	W	VIRGINIA TECH (OT)
Jan. 14	at Boston College	81-67	W	PROVIDENCE
Jan. 18	St. John's	82-73	W	at St. John's
Jan. 21	at Providence	110-89	W	at Rutgers
Jan. 25	at Miami	94-83	W	BOSTON COLLEGE
Jan. 28	Rutgers	65-74	L	at Connecticut
Jan. 31	West Virginia	83-91	L	WEST VIRGINIA
Feb. 2	Saint Joseph's	75-92	L	at St. Joseph's
Feb. 5	at Georgetown	72-67	W	at Miami (OT)
Feb. 11	Providence	50-52	L	ST. JOHN'S
Feb. 14	at West Virginia	79-70	W	CONNECTICUT
Feb. 18	Virginia Tech	60-70	L	at Providence
Feb. 21	at Seton Hall	75-56	W	MIAMI
Feb. 23	at Syracuse	56-57	L	at Seton Hall
Feb. 28	Connecticut (WC)	63-88	L	at Virginia Tech
Mar. 2	Miami	84-92	L	at Boston College
Mar. 6	at Pittsburgh	54-56	L	PITTSBURGH
		41-46	L	vs. Georgetown (Big East Tourn.)
		59-74	L	at Siena (NIT)

2003-04 Schedule

Nov. 21	at Temple
Nov. 22	at University of Redlands
Nov. 24	vs. Chaminade at Maui Invit.
Nov. 25	vs. Hawaii/S. Clara at Maui Invit.
Nov. 26	Maui Invitational
Dec. 6	vs. La Salle (Big Five Classic)
Dec. 9	at Pennsylvania
Dec. 12	Northeastern
Dec. 22	Columbia
Dec. 28	UNC Greensboro
Jan. 2	at Kansas (ESPN)
Jan. 6	Memphis (WC)
Jan. 10	Notre Dame (WC)
Jan. 14	at Boston College
Jan. 18	St. John's
Jan. 21	at Providence
Jan. 25	at Miami
Jan. 28	Rutgers
Jan. 31	West Virginia
Feb. 2	Saint Joseph's
Feb. 5	at Georgetown
Feb. 11	Providence
Feb. 14	at West Virginia
Feb. 18	Virginia Tech
Feb. 21	at Seton Hall
Feb. 23	at Syracuse
Feb. 28	Connecticut (WC)
Mar. 2	Miami
Mar. 6	at Pittsburgh

2002-03 Results

61-73	L	vs. Marquette (MSG)
64-41	W	DREXEL
87-71	W	vs. Loyola Marymount (GAS)
81-73	W	vs. Michigan State (GAS)
69-71	L	vs. Coll. of Charleston (GAS)
74-71	W	vs. La Salle
58-72	L	PENNSYLVANIA
72-60	W	UMBC
78-80	L	at Dayton
68-53	W	BINGHAMTON
70-62	W	TEMPLE
68-72	L	at Memphis
92-81	W	VIRGINIA TECH (OT)
81-67	W	PROVIDENCE
82-73	W	at St. John's
110-89	W	at Rutgers
94-83	W	BOSTON COLLEGE
65-74	L	at Connecticut
83-91	L	WEST VIRGINIA
75-92	L	at St. Joseph's
72-67	W	at Miami (OT)
50-52	L	ST. JOHN'S
79-70	W	CONNECTICUT
60-70	L	at Providence
75-56	W	MIAMI
56-57	L	at Seton Hall
63-88	L	at Virginia Tech
84-92	L	at Boston College
54-56	L	PITTSBURGH
41-46	L	vs. Georgetown (Big East Tourn.)
59-74	L	at Siena (NIT)



ST. JOHN'S

Saturday, Feb. 21, 2004, Blacksburg, Va.

General Information


LOCATION: Jamaica, N.Y. 11439
ENROLLMENT: 18,300
PRESIDENT: Rev. Donald Harrington, C.M.
ATHLETICS DIRECTOR: David Wegrzyn
NICKNAME: Red Storm
COLORS: Red and White
HOME COURT (CAPACITY): Alumni Hall (6,008),
 Madison Square Garden (19,876)
CONFERENCE: The BIG EAST



Mike Jarvis

Coaches/Team

HEAD COACH: Mike Jarvis (Northeastern/1968)
RECORD AT SCHOOL: 108-57 (5 years)
OVERALL RECORD: 362-197 (18 years)
ASSISTANTS: Mike Jarvis II (Northeastern/1992),
 Kevin Clark (Clark/1981),
 Dermon Player (St. John's/2001)
BASKETBALL OFFICE PHONE: 718-990-6225
BEST TIME TO REACH COACH: Contact SID
2002-03 RECORD [overall, conference (finish)]:
 21-13/7-9 (5th East)
LETTERWINNERS RETURNING/LOST: 7/5
STARTERS RETURNING/LOST: 4/1
TOP RETURNING LETTERWINNERS: Willie Shaw (G, Sr.), Elijah Ingram (G, So.),
 Kyle Cuffe (F, Sr.)
TOP NEWCOMERS: Lamont Hamilton (F, Fr.), Daryll Hill (G, So.),
 Anthony Ighodaro (G, Jr.), Tyler Jones (F, Fr.)



Elijah Ingram

Media Information

SPORTS INFORMATION BASKETBALL CONTACTS: Dominic Scianna and Mike
 "Mex" Carey
OFFICE PHONE: 718-990-6367
E-MAIL: sciannad@stjohns.edu; careym@stjohns.edu
FAX PHONE: 718-969-8468
HOME PHONE: 718-224-1174 (Scianna)
PRESS ROW PHONES: 718-990-5713
 (Alumni Hall); 212-465-6536 (MSG)
WEB SITE: redstormsports.com

2003-04 Schedule

Nov. 13 MARQUETTE (MSG)
 Nov. 24 FAIRFIELD
 Nov. 29 at Stony Brook
 Dec. 2 HOFSTRA
 Dec. 6 at Duke
 Dec. 9 ST. FRANCIS (N.Y.)
 Dec. 21 at Georgia Tech
 Dec. 28 PENNSYLVANIA (MSG)
 Dec. 29 Dreyfus Holiday Classic
 Jan. 3 NIAGARA (MSG)
 Jan. 7 at Syracuse
 Jan. 10 SETON HALL (MSG)
 Jan. 14 MIAMI
 Jan. 18 at Villanova
 Jan. 20 at Georgetown
 Jan. 24 at Rutgers
 Jan. 28 WEST VIRGINIA
 Jan. 31 UCLA (MSG)
 Feb. 4 at Pittsburgh
 Feb. 8 BOSTON COLLEGE (MSG)
 Feb. 11 at West Virginia
 Feb. 18 GEORGETOWN (MSG)
 Feb. 21 at Virginia Tech
 Feb. 24 CONNECTICUT (MSG)
 Feb. 29 PROVIDENCE (MSG)
 Mar. 3 at Boston College
 Mar. 6 NOTRE DAME (MSG)

2002-03 Results

68-57 W STONY BROOK
 81-68 W vs. Fairfield
 81-58 W vs. Fordham
 80-58 W ST. FRANCIS (N.Y.)
 84-59 W HOFSTRA
 72-84 L at Wake Forest
 65-72 L vs. Manhattan
 59-63 L vs. North Carolina
 78-68 W NIAGARA
 74-66 W SETON HALL
 71-75 L at Providence
 65-80 L at UCLA
 73-82 L VILLANOVA
 77-72 W at Georgetown
 62-59 W at Virginia Tech
 68-74 L CONNECTICUT
 77-74 W MIAMI
 82-84 L at Boston College
 54-71 L VIRGINIA TECH
 52-50 W at Villanova
 59-69 L PROVIDENCE
 60-66 L at Syracuse
 69-77 L at Connecticut
 68-81 L BOSTON COLLEGE
 72-71 W DUKE
 75-59 W RUTGERS
 76-73 W at Miami
 83-80 W vs. Notre Dame (Big East Tourn.)
 75-82 L vs. BC (OT) (Big East Tourn.)
 62-57 W BOSTON UNIV. (NIT)
 73-63 W VIRGINIA (NIT)
 79-71 W UAB (NIT)
 64-63 W vs. Texas Tech (NIT) (MSG)
 70-67 W vs. Georgetown (NIT) (MSG)




BOSTON COLLEGE

Wednesday, Feb. 25, 2004, Chestnut Hill, Mass.

General Information


LOCATION: Chestnut Hill, Mass. 02467
ENROLLMENT: 14,500
PRESIDENT: Rev. William P. Leahy, S.J.
ATHLETICS DIRECTOR: Gene DeFilippo
NICKNAME: Eagles
COLORS: Maroon and Gold
HOME COURT (CAPACITY): Conte Forum (8,606)
CONFERENCE: The BIG EAST



Al Skinner

Coaches/Team

HEAD COACH: Al Skinner (Massachusetts/1974)
RECORD AT SCHOOL: 98-85 (6 years)
OVERALL RECORD: 236-211 (15 years)
ASSOCIATE HEAD COACH: Bill Coen (Hamilton/1983)
ASSISTANTS: Ed Cooley (Stonehill/1994),
 Pat Duquette (Williams/1993)
BASKETBALL OFFICE PHONE: 617-552-3006
BEST TIME TO REACH COACH: Contact SID
2002-03 RECORD [overall, conference (finish)]:
 19-12/10-6 (T 1st East)
LETTERWINNERS RETURNING/LOST: 5/5
STARTERS RETURNING/LOST: 3/2
TOP RETURNING LETTERWINNERS: Uka Agbai (F, Sr.), Craig Smith (F, So.),
 Louis Hinnant (G, So.)
TOP NEWCOMERS: Devon Evertsen (F, Fr.), Steve Hailey (G, Fr.),
 Sean Marshall (G/F, Fr.)



Uka Agbai

Media Information

SPORTS INFORMATION BASKETBALL CONTACT: Dick Kelley
OFFICE PHONE: 617-552-3039
E-MAIL: kelleyrj@bc.edu
FAX PHONE: 617-552-4903
HOME PHONE: 617-244-7087
PRESS ROW PHONE: 617-552-8989
WEB SITE: bceagles.com

2003-04 Schedule


Paradise Jam
 Nov. 22 vs. Appalachian State
 Nov. 23 vs. Monmouth
 Nov. 24 Paradise Jam Finals
 Nov. 29 BOSTON UNIV.
 Dec. 2 HOLY CROSS
 Dec. 6 MASSACHUSETTS
 Dec. 9 vs. St. Joseph's (Palestra)
 Dec. 14 SACRED HEART
 Dec. 20 KENT STATE
 Dec. 23 STONY BROOK
 Dec. 30 at Clemson
 Jan. 3 ST. BONAVENTURE
 Jan. 6 at Georgetown
 Jan. 10 at Syracuse
 Jan. 14 VILLANOVA
 Jan. 17 SETON HALL
 Jan. 20 N.C. STATE
 Jan. 24 at West Virginia
 Jan. 28 at Pittsburgh
 Jan. 31 CONNECTICUT
 Feb. 4 NOTRE DAME
 Feb. 8 at St. John's
 Feb. 11 at Miami
 Feb. 14 PROVIDENCE
 Feb. 16 at Seton Hall
 Feb. 22 RUTGERS
 Feb. 25 VIRGINIA TECH
 Mar. 3 ST. JOHN'S
 Mar. 6 at Providence

2002-03 Results

58-85 L ST. JOSEPH'S
 80-61 W BOSTON UNIVERSITY
 70-71 L at Holy Cross
 105-96 W ST. BONAVENTURE (OT)
 80-62 W at Massachusetts
 85-78 W at Iowa State
 79-61 W STONY BROOK
 84-77 W HARVARD
 83-86 L vs. Kent State
 80-93 L PROVIDENCE
 67-72 L NORTHEASTERN
 74-82 L at Syracuse
 93-81 W at N.C. State
 75-70 W WEST VIRGINIA
 83-94 L at Villanova
 96-101 L NOTRE DAME (OT)
 95-71 W at Virginia Tech
 95-71 W at Connecticut
 84-82 W ST. JOHN'S
 72-75 L at Rutgers
 80-69 W at Providence
 76-65 W MIAMI
 87-69 W VIRGINIA TECH
 81-63 W at St. John's
 72-68 W at Miami
 92-84 W VILLANOVA
 54-91 L CONNECTICUT
 82-75 W vs. St. John's (Big East Tourn.)
 48-61 L vs. Pittsburgh (Big East Tourn.)
 90-78 W at Fairfield (NIT)
 62-75 L at Temple (NIT)

YEAR-BY-YEAR VS. 2003-2004 OPPONENTS

2003-2004 OPPONENTS



Seth Greenberg and the Hokies will open the season Nov. 22 against New Hampshire.

1961	hW	105- 70	1979	nL	72- 78
1962	aW	92- 59	1980	nL	58- 65
1963	hW	71- 63	1981	nL	51- 64
1963	aW	75- 73	1982	nL	66- 80
1964	hW	62- 60	1983	nL	64- 74
1964	aW	78- 62	1984	nL	64- 74
1965	hW	73- 56	1984	nW	56- 54
1966	aL	65- 79	1985	nL	59- 67
1967	hW	76- 60	1985	nW	84- 66
1968	aW	84- 82	1987	nL	73- 91
1969	nW	85- 74	1988	nW	66- 64
1969	hW	68- 64	1989	nL (OT)	106- 113
1970	aL	71- 81	1990	nL	59- 77
1971	nL	59- 68	1991	nL	61- 86
1971	hW	93- 74	1992	nL (20T)	57- 61
1972	aL	85- 107	1993	nW	59- 53
1973	hW	87- 83	1994	nL	61- 70
1974	aL	70- 84	1995	nL	62- 63
1975	hW	74- 73	1995	nW	72- 64
1976	nW	91- 69	1997	nL	57- 58
1976	aL (20T)	75- 79	1998	nL	55- 69
1977	nW	65- 60	1999	nL	55- 64
1977	nL	50- 55	2000	nL (OT)	66- 71
1977	nW	71- 61	2000	hL	48- 64
1978	nL	62- 66	2001	aL	61- 69
1978	nL	68- 76	2003	hW	73- 55
1979	nL	78- 93			

New Hampshire (1-0)

1977 hW 88- 66

Western Carolina (1-0)

1992 hW 55- 47

Virginia (45-72)

1915 aL 21- 39

1916 aL 14- 30

1922 nL 22- 26

1923 nW 22- 18

1924 nL 16- 32

1925 aL 32- 43

1926 hL 19- 34

1927 aL 25- 34

1927 hL 14- 27

1928 aL 26- 35

1928 hL 12- 38

1929 hW 26- 25

1929 aL 25- 34

1930 aL 21- 28

1930 hW 34- 31

1931 hW 28- 21

1931 aL 25- 35

1932 hL 24- 35

1932 aL 22- 26

1933 nL 30- 36

1935 hL 24- 29

1935 aL 31- 54

1936 aL 26- 30

1937 nW 29- 28

1937 nL 22- 40

1938 aL 38- 43

1938 hW 35- 32

1939 aL 16- 45

1939 hL 25- 39

1940 hL 25- 34

1940 aL 27- 42

1941 nL 35- 49

1941 hL 39- 40

1942 nW 42- 25

1942 hL 36- 58

1943 nW 62- 46

1944 nL 55- 63

1945 hL 34- 44

1946 aL 29- 57

1947 hL 52- 58

1948 aW 54- 49

1948 hW 57- 43

1949 hW 52- 50

1949 aW 66- 64

1950 aW 63- 50

1950 hW 78- 64

1951 aW 60- 59

1951 hW 93- 62

1952 hW 90- 62

1952 aL 59- 74

1953 aL 95- 108

1953 hL 85- 87

1954 nL 81- 97

1954 hL 73- 95

1954 aL 69- 78

1955 hL 59- 107

1955 aW 78- 72

1955 nL 85- 103

1956 aL 66- 71


1956 hW 76- 64

1957 hW 70- 56

1958 aL 66- 80

1959 hW 85- 73

1960 aW 80- 72



Virginia Tech will travel to Charlottesville on Nov. 28 to face the Cavaliers.



Tech holds a 3-0 lead in the series against Morgan State.

Morgan State (3-0)

1985	hW	98- 66
1992	hW	87- 76
2002	hW	71- 64

Old Dominion (12-5)

1972	aW	81- 80
1978	aW	91- 88
1979	hW	91- 85
1981	hW	100- 72
1983	aL	73- 76
1984	nW	86- 62
1984	hW	102- 76
1985	aW	90- 76
1986	aL	66- 86
1987	hW	97- 71
1988	aW	105- 92
1990	hW	91- 83
1990	aL	76- 84
1992	hW	78- 62
1993	aL	61- 71
200	hW (OT)	78- 67
2001	aL	46- 55

Ohio State (4-0)


1972	aW	67- 62
1973	hW	68- 67
1974	aW	72- 71
1976	hW	84- 77

VMI (84-42)

1909	aL	9- 15
1910	aW	37- 14
1911	aW	35- 18
1913	aL	16- 33
1914	nW	27- 16
1915	nW	22- 21
1916	hL	19- 25
1917	aW	37- 22

1918	aW	31- 26
1918	hW	29- 22
1919	nL	19- 31
1919	hW	37- 20
1919	nW	30- 24
1920	aL	25- 31
1920	hW	23- 14
1920	nL	26- 28
1921	aL	21- 45
1921	hL	11- 26
1921	nL	25- 27
1922	aL	20- 30
1922	nW	26- 25
1922	hW	27- 19
1923	aW	22- 19
1923	nW	42- 16
1923	hL	20- 21
1924	aL	11- 22
1924	nL	15- 20
1925	aL	29- 30
1925	hW	27- 18
1926	hW	20- 18
1926	aL	19- 26
1927	aW	33- 30
1927	hW	26- 20
1928	hL	11- 29
1928	aL	22- 35
1929	aL	19- 42
1929	hW	33- 23
1930	hW	39- 35
1930	aL	21- 43
1931	hW	28- 27
1931	aL	30- 31
1932	aW	25- 18
1932	hW	23- 18
1933	aW	38- 34
1933	hW	27- 15
1934	hW	22- 19
1934	aL	26- 43
1935	aL	25- 40

1935	hW	25- 24	1949	hW	66- 53
1936	hW	31- 26	1949	aW	59- 48
1936	aL	36- 38	1950	aW	73- 41
1937	aL	22- 30	1950	hW	78- 58
1937	hW	32- 31	1951	hW	85- 60
1938	hW	28- 25	1951	aL	76- 79
1938	aL	23- 29	1952	aW	73- 54
1939	aL	36- 54	1952	hL	53- 56
1939	hL	30- 43	1953	hW	83- 67
1940	hW	40- 32	1953	aL	64- 90
1940	aL	35- 50	1954	aL	78- 82
1941	aL	52- 60	1954	hL	63- 64
1941	hL	31- 33	1955	aL	74- 76
1942	hW	28- 26	1955	hW	78- 70
1942	aL	42- 43	1956	aW	64- 56
1943	aL	33- 43	1956	hW	95- 56
1943	hL	38- 42	1957	hW	80- 42
1944	aW	46- 20	1957	aW	82- 70
1944	hW	39- 17	1958	aW	86- 63
1945	hW	42- 23	1958	hW	99- 82
1945	aW	57- 34	1959	aL	78- 81
1946	hW	58- 28	1959	hW	118- 60
1946	hW	48- 24	1960	aW (OT)	95- 93
1947	aW	53- 52	1960	hW	100- 71
1947	hW	47- 41	1961	hW	78- 63
1948	aW	50- 39	1961	aW	86- 85
1948	hW	59- 51	1962	aW	97- 75



The Hokies and Ohio State will renew their series this season for the first time since 1976.



YEAR-BY-YEAR VS. 2003-2004 OPPONENTS (CONT.)

2003-2004 OPPONENTS

1962	hW	85- 71
1962	nW	70- 66
1963	hW	74- 70
1963	aW	77- 66
1972	nL	56- 57
1974	hW	62- 51
1975	aW	96- 64
1978	nW	79- 66
1982	hW	101- 76
1983	aW	72- 54
1983	hW	122- 61
1986	aW	88- 73
1987	hW	99- 68
1989	nW	(OT) 90- 83
1990	hW	79- 77
1993	hW	75- 44
1993	hW	82- 59
1994	hW	110- 75
1995	hW	99- 67
1997	hL	65- 73
1999	aW	65- 46
2000	hW	92- 68
2001	hW	74- 73
2002	hW	71- 66

Radford (3-1)

1988	hW	70- 56
1997	hW	79- 72
1999	hL	60- 62
2001	hW	63- 56

Towson (2-0)

1983	hW	93- 53
2002	hW	76- 52

William & Mary (73-41)

1917	hW	39- 10
1923	hW	30- 29
1930	hW	44- 32
1935	hW	30- 24
1935	aL	26- 42
1936	hL	28- 36
1936	aL	36- 42
1937	hW	36- 29
1937	aW	38- 30
1938	hW	29- 25
1938	aW	41- 31
1939	hL	33- 46

1939	aL	30- 57
1940	aL	33- 38
1940	hL	29- 49
1941	hL	51- 54
1941	aL	50- 52
1942	hL	29- 34
1942	aW	45- 39
1943	hW	49- 34
1943	aL	25- 55
1944	hW	46- 22
1944	aW	58- 29
1945	aL	30- 41
1946	hW	51- 45
1947	aL	41- 50
1947	hW	56- 52
1948	hW	59- 41
1948	aL	42- 46
1949	hW	54- 52
1949	aL	47- 62
1950	aL	50- 64
1950	hW	60- 47
1951	aL	67- 73
1951	hW	82- 77
1952	aL	79- 85
1952	hL	76- 86
1953	aL	74- 91
1953	hW	75- 74
1954	aL	66- 82
1954	hL	52- 66
1955	nL	67- 82
1955	hL	69- 75
1955	aL	73- 105
1956	aL	57- 66
1956	hL	74- 79
1957	aL	70- 72
1957	hW	94- 83
1957	nW	64- 56
1958	aW	87- 75
1958	hW	72- 68
1958	nL	61- 79
1959	aL	58- 59
1959	hW	74- 68
1960	aW	(OT) 92- 91
1960	hW	86- 66
1961	aL	60- 74
1961	hW	85- 67
1962	aW	63- 49
1962	hW	104- 65
1963	hW	(OT) 77- 71
1963	aL	63- 78
1963	nW	74- 72
1964	aW	73- 66
1964	hW	(2OT) 90- 86
1965	aW	89- 75
1965	hW	76- 57
1965	nL	59- 70
1966	hW	95- 63
1966	aW	76- 69
1967	aW	96- 69
1967	hW	(OT) 84- 79
1968	hW	90- 70
1968	aW	(OT) 78- 72
1969	nW	83- 72
1969	aW	75- 60
1969	hW	77- 46
1970	hW	76- 65


1970	nL	79- 84
1970	aW	92- 72
1971	nW	88- 78
1971	aW	74- 62
1971	hW	91- 63
1972	hW	87- 65
1972	aW	90- 69
1973	aW	98- 77
1973	hW	127- 92
1974	hW	80- 61
1974	aW	72- 54
1975	aL	69- 76
1975	hW	101- 75
1976	hW	105- 79
1976	aW	50- 48
1978	hW	84- 59
1979	aW	55- 49
1981	hL	43- 51
1981	aL	(30T) 46- 48
1981	hW	76- 60
1982	aL	51- 66
1983	hW	85- 79
1988	hW	96- 75
1989	aW	76- 53
1990	hW	66- 64
1991	aL	60- 66
1993	hW	70- 66
1994	aW	95- 79
1994	hW	77- 53
1995	aW	71- 66
1997	hW	71- 46
1997	aW	66- 64
1998	hW	59- 50
1999	aW	59- 57
2000	hL	46- 48
2002	aL	52- 60

East Carolina (12-4)

1962	hW	111- 86
1963	hW	81- 73
1964	hW	72- 68
1965	hW	89- 63
1966	hW	83- 64
1967	hW	91- 62
1967	aL	33- 43
1968	aW	(OT) 88- 87
1978	hW	95- 77
1983	hW	84- 72
1992	hW	57- 44
1992	aL	(OT) 76- 78
1993	hW	(OT) 76- 67
1993	aL	49- 66
2001	hW	90- 62
2002	aL	60- 76

Pittsburgh (3-3)


1964	nL	63- 98
1965	hW	100- 74
1966	aW	77- 60
1981	hW	72- 70
2001	aL	51- 76
2003	hL	62- 75



Virginia Tech and William & Mary will meet for the 115th time on Dec. 23.

West Virginia (27-46)

1921	aW	37- 24
1928	nL	24- 47
1929	nL	27- 49
1951	aL	67- 78
1951	hW	79- 72
1952	aL	53- 78
1952	hL	82- 99
1953	hL	55- 92
1953	aL	62- 86
1954	aL	68- 111
1954	nL	67- 101
1955	aL	82- 98
1955	hL	61- 64
1956	aL	62- 84
1957	nL	54- 59
1960	nL	72- 82
1961	aL	72- 83
1962	aL	81- 85
1962	hW	85- 82
1962	nL	72- 88
1963	aL	83- 86
1963	hL	76- 79
1964	hL	73- 81
1964	aL	77- 79
1965	hW	82- 74
1965	aL	73- 127
1969	nL	70- 81
1969	aL	77- 82
1970	nW	76- 75
1970	hW	80- 78
1971	nL	82- 93
1971	aL	95- 104
1972	aW (30T)	105- 101
1972	hL	82- 83
1973	aW	86- 68
1973	hW	76- 53
1974	hW	82- 80
1974	aL	83- 94
1975	aW (OT)	87- 86
1975	hW	78- 68
1976	hW	114- 80
1976	aW	81- 78
1977	aL	73- 74
1977	hL	78- 86
1978	hW	99- 88
1978	aL	88- 89
1979	aL	82- 83
1979	hW	73- 61
1980	hW (OT)	73- 71
1980	aW	68- 64
1980	nW	70- 64
1982	nL	67- 75
1983	aL (30T)	86- 90
1984	hL	67- 68
1984	aW	65- 63
1985	hW	76- 69
1986	aL	48- 65
1987	hW	92- 79
1988	aL	52- 101
1989	hW (OT)	75- 68
1991	aL	68- 94
1991	hL	65- 66
1993	aL	70- 74



Virginia Tech and Georgetown will wrap-up the regular season at The MCI Center on March 6.

1993	nW	63- 58
1994	aW	83- 73
1995	hW	68- 62
1996	aL	65- 76
1997	hL	52- 55
1998	aL	68- 69
1999	hL	58- 61
2001	hL	69- 72
2002	aW	78- 63
2003	aL	67- 71

Miami (1-5)

2001	hW	85- 74
2001	aL	61- 86
2002	hL	68- 77
2002	aL	77- 83
2003	aL	65- 85
2003	hL	71- 79

Notre Dame (1-2)

1973	nW (OT)	92- 91
2001	hL	61- 85
2003	aL	76- 98

Seton Hall (0-1)

2002	hL	72- 80
------	----	--------

Connecticut (1-5)

2001	aL	72- 85
2001	hL	46- 61
2002	hL	74- 86
2002	aL	60- 95
2003	aL	65- 83
2003	hW	95- 74

Syracuse (2-2)

1976	aW	92- 81
1978	hW	87- 71
2000	aL	68- 88
2002	aL	69- 81

Providence (4-4)


1982	nW	70- 57
1994	aW	91- 78
2001	hL	60- 75
2001	aL	56- 96
2002	aL	69- 77
2002	hW	69- 64
2003	hW	92- 79
2003	aL	55- 89

YEAR-BY-YEAR VS. 2003-2004 OPPONENTS (CONT.)

2003-2004 OPPONENTS



The Hokies will make their first-ever trip to Rutgers on Feb. 15.



Tech travels to Villanova on Feb. 18.

Georgetown (3-8)

1915	aL	21- 25
1916	aW	30- 27
1917	aL	22- 31
1928	aL	33- 57
1947	aL	51- 66
1977	hW	83- 79
1988	nW	87- 82
1989	aL	57- 87
1990	aL	64- 97
2001	aL	68- 96
2003	hL	73- 85

Rutgers (1-0)

2002	hW	63- 49
------	----	--------

Villanova (1-8)

1968	aL	61- 78
1969	hL	57- 70
1986	hL	62- 71
2001	hL	(OT) 83- 85
2001	aL	74- 86
2002	hL	75- 77
2002	aL	77- 84
2003	aL	(OT) 81- 92
2003	hW	88- 63

St. John's (3-5)

1914	aW	16- 15
1950	aL	52- 84
2001	aL	64- 89
2001	hW	65- 59
2002	hL	63- 72
2002	aL	63- 73
2003	hL	59- 62
2003	aW	71- 54

Boston College (2-5)

1981	nW	75- 70
2001	aL	61- 83
2001	hL	59- 83
2002	aL	68- 77
2002	hW	76- 73
2003	hL	71- 95
2003	aL	69- 87

TECH TRAVEL HEADQUARTERS

VIRGINIA (Charlottesville, Va.)

Headquarters: Boar's Head Inn
(434) 296-2181

OHIO STATE (Columbus, Ohio)

Headquarters: Westin Grand Southern Hotel
(614) 228-3800

TOWSON (Towson, Md.)

Headquarters: Sheraton Baltimore North
(410) 321-7400

EAST CAROLINA (Norfolk, Va.)

Headquarters: Marriott Waterside
(757) 627-4200

PITTSBURGH (Pittsburgh, Pa.)

Headquarters: Westin Convention Center
(412) 281-3700

WEST VIRGINIA (Morgantown, W. Va.)

Headquarters: Radisson at Waterfront Place
(304) 296-1700

SETON HALL (East Rutherford, N.J.)

Headquarters: Embassy Suites – Secaucus
(201) 864-7300

SYRACUSE (Syracuse, N.Y.)

Headquarters: Sheraton University
(315) 475-3000

RUTGERS (Piscataway, N.J.)

Headquarters: Hyatt Regency
(732) 873-1234

VILLANOVA (Villanova, Pa.)

Headquarters: Marriott Philadelphia West
(610) 941-5600

BOSTON COLLEGE (Chestnut Hill, Mass.)

Headquarters: Marriott Newton
(617) 969-1000


GEORGETOWN (Washington, D.C.)

Headquarters: Wyndham Washington
(202) 429-1700

BIG EAST TOURNAMENT

Headquarters: To be announced

The Hokies cover a wide range of scenery in their travels, including Madison Square Garden (right).

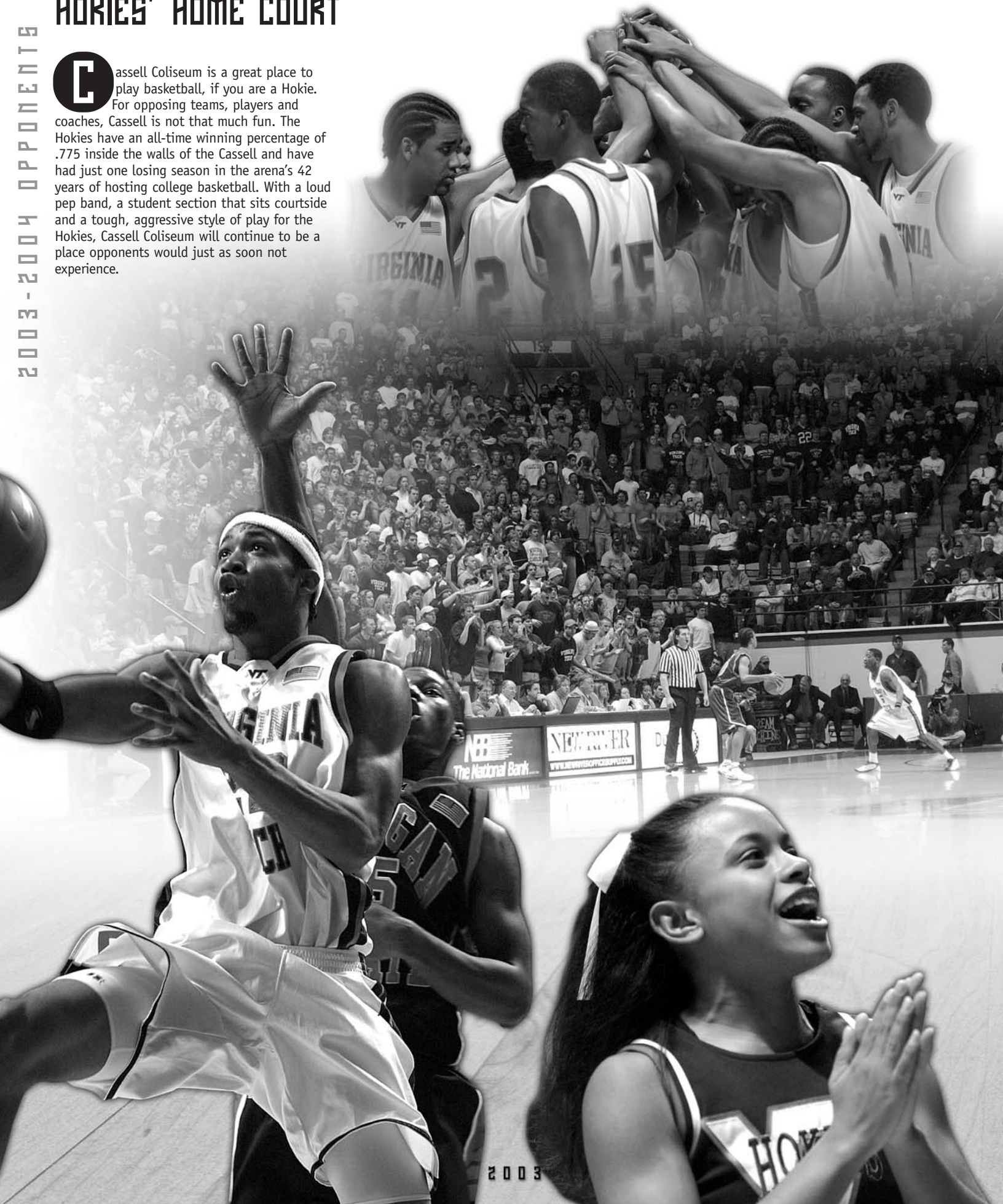




HOKIES' HOME COURT

2003-2004 OPPONENTS

Cassell Coliseum is a great place to play basketball, if you are a Hokie. For opposing teams, players and coaches, Cassell is not that much fun. The Hokies have an all-time winning percentage of .775 inside the walls of the Cassell and have had just one losing season in the arena's 42 years of hosting college basketball. With a loud pep band, a student section that sits courtside and a tough, aggressive style of play for the Hokies, Cassell Coliseum will continue to be a place opponents would just as soon not experience.





THE RECORD BOOK

INDIVIDUAL RECORDS

INDIVIDUAL RECORDS

GAMES

Season

Appeared In: 35, by 10 players
Started: 35, by eight players

Career

Appeared In: 129, Perry Young, 1981-85
Started: 126, Dell Curry, 1982-86; Bobby Beecher, 1982-86
Consecutive Starts: 123, Ace Custis, 1993-97

MINUTES PLAYED

Game

Overall: 55, Randy Minix vs. West Virginia, 1-26-72; Dale Solomon vs. William & Mary, 1-21-81; Dell Curry vs. West Virginia, 2-2-83
BIG EAST: 40, Carlos Dixon at Villanova, 1-8-03; Terry Taylor vs. Georgetown, 2-15-03; Bryant Matthews vs. Georgetown, 2-15-03

Season

Overall: 1,297, Shawn Good and Damon Watlington, 1994-95 (35 games)
Highest Average: 38.6, Jay Purcell, 1991-92 (28 games)
BIG EAST: 584, Bryant Matthews, 2002-03 (16 games)

Career

Overall: 4,275, Dell Curry, 1982-86
Highest Average: 35.1, Dale Solomon, 1978-82

POINTS

Game

Overall: 52, Allan Bristow vs. Geo. Washington, 2-21-73
Home Court: 52, Allan Bristow vs. Geo. Washington, 2-21-73
Opponent's Court: 41, Chris Smith at VMI, 1-19-60; Dell Curry at Cincinnati, 1-18-86
Neutral Court: 43, Bimbo Coles vs. Virginia, at Richmond Col., 1-25-89
Losing Effort: 43, Bimbo Coles vs. Virginia, 1-25-89
BIG EAST: 28, Brian Chase at Villanova, 1-17-01
NCAA Tournament: 29, Glen Combs vs. Indiana, 3-17-67
NIT: 29, Allan Bristow vs. Alabama, 3-24-73; Perry Young vs. South Alabama, 3-18-84


Season

Overall: 785, Bimbo Coles, 1989-90 (31 games)
BIG EAST: 304, Bryant Matthews, 2002-03 (16 games)
Highest Average (overall): 26.6, Bimbo Coles, 1988-89 (27 games)
Double-Figure Games: 34, Dell Curry, 1983-84 (35 games)
**30-Point Games:* 9, Bimbo Coles, 1988-89
40-Point Games: 2, Bimbo Coles, 1988-89
50-Point Games: 1, Allan Bristow, 1972-73; Bimbo Coles, 1987-88

Career

Overall: 2,484, Bimbo Coles, 1986-90
Highest Average: 23.1, Allan Bristow, 1970-73
Double-Figure Games: 115, Dell Curry, 1982-86
Consecutive Double-Figure Games: 78, Allan Bristow, 1970-73
**30-Point Games:* 21, Bimbo Coles, 1986-90
40-Point Games: 3, Bimbo Coles, 1986-90
50-Point Games: 1, Allan Bristow, 1970-73; Bimbo Coles, 1986-90

**Games of 40 points or more are not included in these totals.
New records of returning players in bold.*



Ace Custis made 123 consecutive starts for the Hokies.

Career Scoring Leaders

Player	Yrs. Played	Pts.	Avg.
Bimbo Coles	1986-90	2484	21.6
Dell Curry	1982-86	2389	18.9
Dale Solomon	1978-82	2136	18.4
Perry Young	1981-85	1899	14.7
Allan Bristow	1970-73	1804	23.1
Bob Ayersman	1957-61	1782	20.5
Ace Custis	1993-97	1706	13.7
Wally Lancaster	1986-89	1696	20.7
Bill Matthews	1952-56	1652	16.5
Chris Smith	1957-61	1635	18.6
Bobby Beecher	1982-86	1548	12.2
Howard Pardue	1961-64	1445	20.0
Shawn Smith	1992-96	1440	12.1
Glen Combs	1965-68	1361	17.9
Les Henson	1976-80	1334	11.5
Duke Thorpe	1973-77	1294	12.2
Bucky Keller	1959-62	1292	18.2
Keith Colbert	1982-86	1290	10.6
Wayne Robinson	1976-80	1283	11.2
Sumner Tilson	1948-51	1256	16.5
Loyd King	1968-71	1248	17.1
Damon Watlington	1992-96	1224	10.4
Jeff Schneider	1978-82	1178	10.2
Rolan Roberts	1997-00	1169	13.6
Dick Sayre	1947-51	1165	11.8
Brian Chase	1999-03	1115	11.0
Jay Purcell	1990-94	1075	9.5
Marshall Ashford	1975-79	1058	9.4
Russell Davis	1974-76	1052	19.5
Chris Ellis	1966-69	1050	14.1
Craig Lieder	1971-74	1034	13.6
Bryant Matthews	2000-	1015	12.2
Shawn Good	1992-96	1008	8.5

FIELD GOALS

Game

Made: 22, Allan Bristow vs. Geo. Washington, 2-21-73
Attempted: 36 (made 19), Bill Matthews vs. The Citadel, 2-23-56; (made 17), Loyd King vs. N.C. State, 12-12-70
Percentage (min. 10 attempts): 1.000, Russell Davis, 15-15, vs. Vermont, 12-31-74
3-PT Made: 7, Wally Lancaster vs. San Francisco St., 1-3-87 and Richmond, 2-15-88
3-PT Attempted: 20 (made 6), Wally Lancaster vs. Marquette, 2-20-88
3-PT Percentage (min. 7 attempts): 1.000, Wally Lancaster, 7-7, vs. San Francisco St., 1-3-87

Season

Made: 305, Dell Curry, 1985-86 (30 games)
Attempted: 693, Bimbo Coles, 1989-90 (31 games)
Percentage: .669, Duke Thorpe, 168 of 251, 1975-76
3-PT Made: 106, Wally Lancaster, 1987-88 (29 games)
3-PT Attempted: 302, Wally Lancaster, 1987-88
3-PT Percentage: .467, Wally Lancaster, 78 of 167, 1986-87

Career

Made: 1,021, Dell Curry, 1982-86
Attempted: 2,029, Bimbo Coles, 1986-90
Percentage: .604, Duke Thorpe, 529 of 876, 1973-77
3-PT Made: 257, Wally Lancaster, 1986-89
3-PT Attempted: 694, Wally Lancaster, 1986-89
3-PT Percentage: .409, Brian Chase, 239 of 584, 1999-03
Consecutive Games with 3-PT Made: 73, Wally Lancaster, 1986-89

FREE THROWS

Game


Made: 20, Terry Penn vs. The Citadel, 1-10-57
Attempted: 27 (made 18), Bimbo Coles vs. So. Mississippi, 2-6-88
Percentage (min. 10 attempts): 1.000, Rod Wheeler, 18 of 18 vs. Richmond, 12-28-90
Consecutive FTs Made: 18, Terry Penn vs. The Citadel, 1-10-57; Rod Wheeler vs. Richmond, 12-28-90

Season

Made: 200, Bimbo Coles, 1987-88 (29 games)
Attempted: 297, Bill Matthews, 1953-54 (27 games)
Percentage: .916, Phil Thieneman, 98 of 107, 1976-77

Career

Made: 593, Bimbo Coles, 1986-90
Attempted: 793, Bimbo Coles, 1986-90
Percentage: .842, Phil Thieneman, 139 of 165, 1973-77



Brian Chase is the career leader in 3-point field goal percentage at Virginia Tech.

REBOUNDS

Game

Overall: 36, Chris Smith vs. Washington & Lee, 1-9-59
BIG EAST: 14, Carlton Carter at Providence, 2-9-02
NCAA Tournament: 19, Ken Talley vs. Toledo, 3-11-67
NIT: 18, Ace Custis vs. New Mexico St., 3-22-95

Season

Overall: 495, Chris Smith, 1959-60 (26 games)
BIG EAST: 120, Carlton Carter, 2001-02 (16 games)
Highest Average: 20.4, Chris Smith, 1958-59 (21 games)

Career

Overall: 1,508, Chris Smith, 1957-61
Highest Average: 17.1, Chris Smith, 1957-61

ASSISTS

Game

Overall: 12, Dave Sensibaugh vs. Oregon, 12-19-75; Bimbo Coles vs. Missouri, 12-16-87; Troy Manns vs. St. Bonaventure, 1-2-97
BIG EAST: 8, Carlos Dixon at Villanova, 1-17-01
NCAA Tournament: 8, Troy Manns vs. Kentucky, 3-16-96
NIT: 8, Dell Curry vs. William & Mary, 3-17-83

Season

Overall: 192, Dave Sensibaugh, 1975-76 (28 games)
BIG EAST: 50, Carlos Dixon, 2000-01 (16 games)
Highest Average (overall): 6.9, Dave Sensibaugh, 1975-76

Career

Overall: 547, Bimbo Coles, 1986-90
Highest Average: 4.8, Bimbo Coles, 1986-90

STEALS

Game


Overall: 8, Dell Curry vs. Louisville, 1-14-84; Rod Wheeler vs. VCU, 12-11-90
BIG EAST: 7, Bryant Matthews at West Virginia, 2-13-02

Season

Overall: 89, Dell Curry, 1983-84 (35 games)
BIG EAST: 24, Carlos Dixon, 2002-03 (12 games); Bryant Matthews, 2002-03 (16 games)
Highest Average (overall): 2.6, Dell Curry, 1985-86 (30 games)

Career

Overall: 295, Dell Curry, 1982-86
Highest Average: 2.3, Dell Curry, 1982-86



Terry Penn made a school-record 20 free throws in a 1957 game against The Citadel.

INDIVIDUAL RECORDS (CONT.)

BLOCKED SHOTS

Game
Overall: 9, Roy Brow vs. James Madison, 12-6-86 & Baptist College, 12-12-87
BIG EAST: 4, Jon Smith vs. Miami, 1-12-02; Carlton Carter at Villanova, 1-30-02

Season
Overall: 100, by Roy Brow, 1987-88 (28 games)
BIG EAST: 23, Carlton Carter, 2000-01 (16 games)

Career
Overall: 251, Roy Brow, 1984-88
Highest Average: 2.4, Roy Brow, 1984-88

FOULS

Season
Committed: 117, Bobby Beecher, 1983-84 (35 games)
Disqualifications: 9, shared by four players

Career
Committed: 414, Bobby Beecher, 1982-86
Disqualifications: 27, Keith Colbert, 1982-86

TURNOVERS


Game
Overall: 11, Bimbo Coles vs. Creighton, 12-30-89
BIG EAST: 8, Bryant Matthews vs. Miami, 1-10-01; Carlos Dixon at Georgetown, 1-13-01

Season
Overall: 113, Dell Curry, 1983-84 (35 games)
BIG EAST: 51, Carlos Dixon 2001-02 (28 games)

Career
Overall: 388, Dell Curry, 1982-86



Roy Brow (54, above) holds the all-time blocked shots mark.



Dell Curry (above) played a school-record 4,275 minutes in his Virginia Tech career.



Dave Sensibaugh (12) had a school-record 192 assists in the 1975-76 season.



TEAM RECORDS

POINTS

Game

Overall: 141, vs. So. Mississippi, 2-6-88
Homecourt: 141, vs. So. Mississippi, 2-6-88
Opponent's Court: 108, vs. Guilford, 12-14-55
Neutral Court: 115, vs. St. Bonaventure, 1-3-76 (Roanoke CC)
First Half: 68, vs. South Carolina St., 12-18-82
Second Half: 73, vs. Johns Hopkins, 11-30-81
Overtime Period: 22, vs. Florida State, 1-12-81
Losing Effort: 106, vs. Virginia, 1-25-89
BIG EAST: 95, vs. Connecticut, 2-05-03
NCAA Tournament: 89, vs. Western Kentucky, 3-7-80
NIT: 92, vs. Notre Dame, 3-25-73
Fewest Scored: 7, vs. Washington & Lee, 1-27-23
Fewest Allowed: 2, vs. Virginia Christian, 2-9-17
Most Allowed: 133, vs. So. Mississippi, 2-6-88
Both Teams: 274, vs. So. Mississippi, 141-133, 2-6-88

Season

Overall: 2,646, 1987-88 team (29 games)
BIG EAST: 1163, 2002-03 team (16 games)
Highest Average: 91.2, 1987-88 team
100-Point Games: 7, 1975-76 team and 1987-88 team
Consecutive 100-Point Games: 2, six times
100-Point Games Allowed: 7, 1988-89 team

FIELD GOALS

Game

Made: 52, vs. VMI, 2-20-59
Attempted: 111 (made 37), vs. VMI, 1-25-60
Highest Percentage: .722, vs. Syracuse, 39 of 54, 1-28-76
Highest Percentage for a Half: .821, vs. Syracuse, 23 of 28, 1-28-76
Lowest Percentage: .224, vs. Alabama, 19 of 78, 1-4-61
Lowest Percentage for a Half: .194 vs. Marquette, 7 of 36, 2-15-94
3-PT Made: 16, vs. Marquette, 1-7-89
3-PT Attempted: 36, vs. Marquette, 1-7-89
Highest 3-PT Percentage (min. 10 attempts): .692, vs. Florida St., 9 of 13, 2-24-90

Season

Made: 1,058, 1983-84 team (35 games)
Attempted: 2,168, 1989-90 team (31 games)
Highest Percentage: .517, 1981-82 team, 1,030 of 1,993
Lowest Percentage: .312, 1953-54 team, 575 of 1,845
3-PT Made: 199, by 1988-89 team
3-PT Attempted: 588, by 1988-89 team
Highest 3-PT Percentage: .395, 1995-96 team, 155 of 392
Lowest 3-PT Percentage: .300, 1991-92 team, 115 of 383



Wally Lancaster (20) combined with Binbo Coles for 80 points in the double-overtime win over Southern Miss in 1988.

TEAM MARKS

Season	W-L	FG%	FT%	Reb.	Avg.	Pts.	Avg.
1956-57	14-8	.397	.716	840	38.2	1548	70.4
1957-58	11-8	.406	.692	860	45.3	1419	74.7
1958-59	16-5	.433	.695	1205	*57.4	1758	83.7
1959-60	20-6	.420	.734	*1460	56.2	2127	81.8
1960-61	15-7	.438	.698	1229	55.9	1874	85.2
1961-62	19-6	.451	.728	1256	50.2	2047	81.9
1962-63	12-12	.446	.699	1064	44.3	1758	73.3
1963-64	16-7	.439	.718	1148	49.9	1813	78.8
1964-65	13-10	.447	.661	1186	51.6	1878	81.7
1965-66	19-5	.468	.709	1171	48.8	2051	85.5
1966-67	20-7	.465	.624	1316	48.7	2130	78.9
1967-68	14-11	.470	.694	1085	43.4	1954	78.2
1968-69	14-12	.436	.710	1213	46.7	1956	75.2
1969-70	10-12	.421	.710	1001	45.5	1600	72.7
1970-71	14-11	.448	.724	1273	50.9	2047	81.9
1971-72	16-10	.431	.677	1312	50.5	2004	77.1
1972-73	22-5	.457	.681	1315	48.7	2309	85.5
1973-74	13-13	.411	.684	1142	43.9	1975	76.0
1974-75	16-10	.477	.732	1140	43.8	2090	80.4
1975-76	21-7	.502	.698	1277	45.6	2441	87.2
1976-77	19-10	.474	.720	1206	41.6	2342	80.8
1977-78	19-8	.479	.684	1115	41.3	2314	85.7
1978-79	22-9	.511	.727	1152	37.2	2547	82.2
1979-80	21-8	.497	.722	1018	35.1	2175	75.0
1980-81	15-13	.477	*.750	932	33.3	2034	72.6
1981-82	20-11	*.517	.698	1020	32.9	2437	78.6
1982-83	23-11	.503	.708	1130	33.2	2603	76.6
1983-84	22-13	.508	.682	1120	32.0	2594	74.1
1984-85	20-9	.500	.683	1122	38.7	2346	80.9
1985-86	22-9	.499	.731	1105	35.6	2440	78.7
1986-87	10-18	.435	.664	1073	38.3	2034	72.6
1987-88	19-10	.444	.686	1244	42.9	*2646	*91.2
1988-89	11-17	.424	.718	1190	42.5	2441	87.2
1989-90	13-18	.404	.643	1205	38.9	2384	76.9
1990-91	13-16	.419	.677	1074	37.0	2133	73.6
1991-92	10-18	.440	.650	986	35.2	1822	65.1
1992-93	10-18	.406	.688	969	34.6	1880	67.1
1993-94	18-10	.437	.685	1065	38.0	2028	72.4
1994-95	*25-10	.475	.693	1323	37.8	2640	75.4
1995-96	23-6	.457	.698	1011	34.9	2036	70.2
1996-97	15-16	.436	.665	999	32.2	1934	62.4
1997-98	10-17	.370	.675	965	35.7	1787	66.2
1998-99	13-15	.428	.663	985	35.2	1829	65.3
1999-00	16-15	.437	.658	1082	34.9	1997	64.4
2000-01	8-19	.413	.654	935	34.6	1770	65.6
2001-02	10-18	.426	.685	1114	39.8	1943	69.4
2002-03	12-17†	.424	.665	1066	36.8	2036	70.2

*Tech record

†St. Bonaventure forfeited game to Virginia Tech due to use of an ineligible player in 2002-03.

TEAM RECORDS

HIGHEST SCORING GAMES

VIRGINIA TECH	Year	OPPONENTS	Year
141	.vs. USM (141-133) 2OT	133	.vs. USM (141-133) 2OT
127	.vs. William & Mary (127-92)	127	.at USM (102-127)
122	.vs. VMI (122-61)	127	.at West Virginia (72-127)
122	.vs. S.C. State (122-73)	125	.at Furman (87-125)
122	.vs. Birmingham-So. (122-70)	120	.at Houston (79-120)
119	.vs. Buffalo State (119-66)	117	.at Florida State (97-117)
118	.vs. VMI (118-60)	114	.at N.C. State (66-114)
117	.vs. G. Washington (117-89)	113	.vs. Virginia (106-113)
116	.vs. Johns Hopkins (116-64)	113	.at Marshall (57-113)
116	.vs. The Citadel (116-93)	112	.at Memphis (104-112)

TEAM RECORDS (CONT.)

FREE THROWS


Game
Made: 52, vs. William & Mary, 2-16-57
Attempted: 63, vs. William & Mary, 2-16-57
Highest Percentage (min. 10 attempts):
 1.000, vs. North Carolina, 13 of 13, 2-17-75; (min. 20 attempts): .957, vs. Dayton, 22 of 23, 12-17-76
Lowest Percentage (min. 1 made): .125, vs. East Carolina, 1 of 8, 2-18-67

Season
Made: 576, 1994-95 team (35 games)
Attempted: 906 (made 535), 1953-54 team (27 games)
Highest Percentage: .750, 1980-81 team, 464 of 619
Lowest Percentage: .572, 1948-49 team, 298 of 521

REBOUNDS

Game
Overall: 83, vs. VMI, 2-19-61
BIG EAST: 50, vs. Villanova, 3-01-03; at West Virginia, 3-08-03
NCAA Tournament: 55, vs. Indiana, 3-17-67
NIT: 52, vs. Notre Dame, 3-25-73
Fewest: 15, vs. Tulane, 3-8-84

Season
Overall: 1,461, 1959-60 team (26 games)
BIG EAST: 601, 2001-02 team (16 games)
Highest Average: 57.4, 1958-59 team (21 games)



Tech's all-time rebound leader Chris Smith helped the 1958-59 team post a school-record 57.4 rebounds per game.

Lowest Average: 32.0, 1983-84 team (35 games)
Highest Margin: +13.9, 1958-59 team
Lowest Margin: -6.0, 1992-93 team

ASSISTS

Game
Overall: 31, vs. South Carolina St., 12-18-82
BIG EAST: 22, at Notre Dame, 2-22-03
NCAA Tournament: 16, vs. Kentucky, 3-16-96
NIT: 23, vs. William & Mary, 3-17-83

Season
Overall: 561, 1982-83 team (34 games)
BIG EAST: 216, 2002-03 team (16 games)

STEALS

Game
Overall: 19, vs. Memphis St., 1-31-83 and South Carolina, 1-12-85 and UNC Asheville, 11-29-99
BIG EAST: 16, at Villanova, 1-17-01; at West Virginia, 2-13-02

Season
Overall: 327, 1983-84 team (35 games)
BIG EAST: 123, 2000-01 team (16 games)

BLOCKED SHOTS

Game
Overall: 15, vs. Coastal Carolina, 12-4-93
BIG EAST: 9, at Villanova, 1-17-01

Season
Overall: 160, 1987-88 team (29 games)
BIG EAST: 73, 2000-01 team (16 games)

FOULS

Game
Overall: 39, vs. N.C. State, 12-12-70
BIG EAST: 31, at Georgetown, 1-13-01
Disqualifications: 6, vs. N.C. State, 12-12-70 and Louisville, 2-10-86

Season
Overall: 724, 1982-83 team (34 games)
BIG EAST: 334, 2001-02 team (16 games)
Disqualifications: 34, 1987-88 team

TURNOVERS

Game
Overall: 40, vs. Austin Peay, 12-7-74
BIG EAST: 30, at Boston College, 1-31-01
Fewest: 4, vs. Memphis State, 1-8-82 and Florida Atlantic, 12-28-93

Season
Overall: 547, 1978-79 team (31 games)
BIG EAST: 298, 2000-01 team (16 games)
Fewest: 345, 1995-96 team (29 games)
Best Margin: +4.8, 1987-88 team (29 games)
Worst Margin: -6.5, 2001-02 team (27 games)

MISCELLANEOUS RECORDS


Game
Biggest Victory Margin: 81, vs. Washington & Lee, 105-24, 1-9-59
Biggest Margin of Defeat: 56, vs. Marshall, 113-57, 12-9-52
Most Overtimes: 3, vs. West Virginia, 1-26-72; William & Mary, 1-21-81; West Virginia, 2-2-83
Most Double Figure Scorers: 7, vs. Johns Hopkins, 11-30-81
Most Double Figure Rebounders: 4, vs. VMI, 3-2-62

Season
Most Wins: 25, 1994-95 team (35 games)
Fewest Losses: 0, 1909-10 team (11 games)
Highest Won-Loss Percentage: 1.000, 1909-10 team, 11-0
Most Losses: 24, 1953-54 team (27 games)
Fewest Wins: 1, 1933-34 (16 games)
Lowest Won-Loss Percentage: .063, 1933-34 team, 1-15
Most Consecutive Wins (single season): 12, 1917-1918 team, 15-5
Most Consecutive Wins (over two seasons): 19, 1909-11 and 1917-19
Most Consecutive Losses: 18, 1954-55 team
Most Consecutive Winning Seasons: 12, 1974-86
Most Consecutive Losing Seasons: 18, 1923-41
Most Consecutive Non-Losing Seasons: 16, 1970-86

LARGEST MARGIN OF VICTORY

VIRGINIA TECH	Year
81 vs. W & L (105-24)	58-59
62 vs. CCNY (113-51)	78-79
61 vs. VMI (122-61)	83-84
59 vs. Hampden-Sydney (67-8)	19-20
58 vs. VMI (118-60)	58-59
57 vs. Va. Christian (59-2)	16-17
56 vs. The Citadel (103-47)	55-56
56 at Roanoke (62-8)	10-11
56 vs. Roanoke (65-9)	10-11
56 vs. Davidson (68-12)	09-10

OPPONENTS	Year
56 at Marshall (57-113)	52-53
55 at West Virginia (72-127)	64-65
54 vs. Duke (53-107)	53-54
52 at EKU (43-95)	51-52
49 at West Virginia (52-101)	88-89
48 vs. Virginia (59-107)	54-55
48 at N.C. State (66-114)	50-51
46 at GWU (59-105)	52-53
45 vs. N.C. State (51-96)	53-54
44 at GWU (30-74)	39-40



Duke Thorpe holds the Virginia Tech record for field goal percentage as a junior and senior.



Damon Watlington (left) and Shawn Good (above) each played a school record 1297 minutes during their junior seasons in the 1994-95 season.

RECORDS BY CLASS

	Freshman	Sophomore	Junior	Senior
<i>Points</i>	534 Dale Solomon, 1978-79	702 Bimbo Coles, 1987-88	717 Bimbo Coles, 1988-89	785 Bimbo Coles, 1989-90
<i>Scoring Average</i>	20.7 Bob Ayersman, 1957-58	26.5 Bob Ayersman, 1958-59	26.6 Bimbo Coles, 1988-89	25.3 Bimbo Coles, 1989-90
<i>FG Made</i>	205 Dale Solomon, 1978-79	293 Dell Curry, 1983-84	249 Bimbo Coles, 1988-89	305 Dell Curry, 1985-86
<i>FG Attempted</i>	417 Dell Curry, 1982-83	561 Dell Curry, 1983-84	561 Wally Lancaster, 1987-88	693 Bimbo Coles, 1989-90
<i>FG Percentage</i>	.570 Bobby Beecher, 1982-83	.564 Dale Solomon, 1979-80	.669 Duke Thorpe, 1975-76	.603 Duke Thorpe, 1976-77
<i>FT Made</i>	124 Dale Solomon, 1978-79	200 Bimbo Coles, 1987-88	167 Dale Solomon, 1980-81	169 Bucky Keller, 1961-62
<i>FT Attempted</i>	163 Dale Solomon, 1978-79	297 Bill Matthews, 1953-54	240 Perry Young, 1983-84	214 Bimbo Coles, 1989-90
<i>FT Percentage</i>	.913 Bobby Beecher, 1982-83	.844 Paul Long, 1963-64	.852 Dale Solomon, 1980-81	.916 Phil Thieneman, 1976-77
<i>Rebounds</i>	255 Ace Custis, 1993-94	429 Chris Smith, 1958-59	495 Chris Smith, 1959-60	362 Chris Smith, 1960-61
<i>Rebound Average</i>	11.7 Chris Smith, 1957-58	20.4 Chris Smith, 1958-59	19.0 Chris Smith, 1959-60	16.5 Chris Smith, 1960-61
<i>Fouls</i>	110 Bobby Beecher, 1982-83	117 Bobby Beecher, 1983-84	111 Les Henson, 1978-79	101 Bobby Beecher, 1985-86
<i>Disqualifications</i>	5 by four players	9 Wayne Robinson, 1977-78	9 Charlie Lipscomb, 1970-71 Tic Price, 1977-78	9 Dan Wetzel, 1968-69
<i>Assists</i>	112 Bimbo Coles, 1986-87	172 Bimbo Coles, 1987-88	141 Bimbo Coles, 1988-89	192 Dave Sensibaugh, 1975-76
<i>Blocked Shots</i>	60 Rolan Roberts, 1997-98	58 Dennis Mims, 1999-00	86 Roy Brow, 1986-87	100 Roy Brow, 1987-88
<i>Steals</i>	58 Dell Curry, 1982-83	89 Dell Curry, 1983-84	69 Dell Curry, 1984-85	79 Dell Curry, 1985-86
<i>Games Played</i>	34 Bobby Beecher, 1982-83	35 by three players	35 by six players	34 Reggie Steppe, 1982-83
<i>Minutes Played</i>	1024 Dell Curry, 1982-83	1254 Ace Custis, 1994-95	1297 Damon Watlington, 1994-95 Shawn Good, 1994-95	1166 Bimbo Coles, 1989-90

YEAR-BY-YEAR LEADERS

YEAR-BY-YEAR LEADERS

POINTS

Season	Name, Position	Pts.
1956-57	Abe Coates, C	354
1957-58	Bob Ayersman, F	393
1958-59	Bob Ayersman, F	556
1959-60	Chris Smith, C	577
1960-61	Chris Smith, C	438
1961-62	Bucky Keller, G	543
1962-63	Howard Pardue, F	446
1963-64	Howard Pardue, F	472
1964-65	John Wetzel, F	330
1965-66	John Wetzel, F	445
1966-67	Glen Combs, G	577
1967-68	Glen Combs, G	522
1968-69	Chris Ellis, G	514
1969-70	Loyd King, G	430
1970-71	Loyd King, G	532
1971-72	Allan Bristow, F	650
1972-73	Allan Bristow, C	644
1973-74	Craig Lieder, F	444
1974-75	Russell Davis, F	490
1975-76	Russell Davis, F	562
1976-77	Duke Thorpe, F	453
1977-78	Ron Bell, G	441
1978-79	Dale Solomon, C	534
1979-80	Dale Solomon, F	485
1980-81	Dale Solomon, C	589
1981-82	Dale Solomon, C	528
1982-83	Perry Young, F	548
1983-84	Dell Curry, G	674
1984-85	Perry Young, F	536
1985-86	Dell Curry, G	722
1986-87	Wally Lancaster, G	462
1987-88	Bimbo Coles, G	702
1988-89	Bimbo Coles, G	717
1989-90	Bimbo Coles, G	*785
1990-91	Antony Moses, G-F	465
1991-92	Thomas Elliott, F	337
1992-93	Thomas Elliott, F	321
1993-94	Jay Purcell, G	372
1994-95	Shawn Smith, F	560
1995-96	Ace Custis, F	390
1996-97	Ace Custis, F	456
1997-98	Rolan Roberts, F	366
1998-99	Eddie Lucas, G	418
1999-00	Dennis Mims, F	412
2000-01	Brian Chase, G	297
2001-02	Brian Chase, G	317
2002-03	Bryant Matthews, F	503

SCORING AVERAGE

Season	Name, Position	Avg.
1956-57	Abe Coates, C	16.1
1957-58	Bob Ayersman, F	20.7
1958-59	Bob Ayersman, F	26.5
1959-60	Chris Smith, C	22.2
1960-61	Chris Smith, C	19.9
1961-62	Bucky Keller, G	21.7
1962-63	Howard Pardue, F	18.6
1963-64	Howard Pardue, F	20.5
1964-65	John Wetzel, F	14.3
1965-66	John Wetzel, F	18.5
1966-67	Glen Combs, G	21.3
1967-68	Glen Combs, G	20.9
1968-69	Chris Ellis, G	19.7



Dale Solomon is the last player to lead Virginia Tech in scoring four straight seasons.

1969-70	Loyd King, G	19.3
1970-71	Loyd King, G	21.3
1971-72	Allan Bristow, F	25.0
1972-73	Allan Bristow, C	23.9
1973-74	Craig Lieder, F	17.8
1974-75	Russell Davis, F	18.8
1975-76	Russell Davis, F	20.1
1976-77	Duke Thorpe, F	15.6
1977-78	Ron Bell, G	16.3
1978-79	Dale Solomon, C	17.8
1979-80	Dale Solomon, F	16.7
1980-81	Dale Solomon, C	21.0
1981-82	Dale Solomon, C	18.2
1982-83	Perry Young, F	16.1
1983-84	Dell Curry, G	19.3
1984-85	Perry Young, F	18.5
1985-86	Dell Curry, G	24.1
1986-87	Wally Lancaster, G	17.1
1987-88	Bimbo Coles, G	24.2
1988-89	Bimbo Coles, G	*26.6
1989-90	Bimbo Coles, G	25.3
1990-91	Antony Moses, G-F	16.0
1991-92	Thomas Elliott, F	12.0
1992-93	Thomas Elliott, F	11.9
1993-94	Jay Purcell, G	13.3
1994-95	Shawn Smith, F	16.0
1995-96	Ace Custis, F	13.4
1996-97	Ace Custis, F	14.7

1997-98	Rolan Roberts, F	13.6
1998-99	Eddie Lucas, G	14.9
1999-00	Dennis Mims, F	14.2
2000-01	Brian Chase, G	12.9
2001-02	Carlos Dixon, G-F	12.2
2002-03	Bryant Matthews, F	17.3

FIELD GOALS MADE

Season	Name, Position	FGs
1956-57	Abe Coates, C	113
1957-58	Bob Ayersman, F	146
1958-59	Bob Ayersman, F	204
1959-60	Chris Smith, C	209
1960-61	Chris Smith, C	169
1961-62	Howard Pardue, F	220
1962-63	Howard Pardue, F	190
1963-64	Howard Pardue, F	195
1964-65	John Wetzel, F	135
1965-66	John Wetzel, F	161
1966-67	Glen Combs, G	240
1967-68	Glen Combs, G	221
1968-69	Chris Ellis, G	217
1969-70	Loyd King, G	170
1970-71	Loyd King, G	204
1971-72	Allan Bristow, F	246
1972-73	Allan Bristow, C	261
1973-74	Craig Lieder, F	168
1974-75	Russell Davis, F	189
1975-76	Russell Davis, F	209
1976-77	Duke Thorpe, F	178
1977-78	Ron Bell, G	178



Forward Perry Young led the Hokies in many statistical categories during the 1980s.

1978-79	Dale Solomon, C	205
1979-80	Dale Solomon, F	194
1980-81	Dale Solomon, C	211
1981-82	Dale Solomon, C	215
1982-83	Perry Young, F	213
1983-84	Dell Curry, G	293
1984-85	Dell Curry, G	225
1985-86	Dell Curry, G	*305
1986-87	Wally Lancaster, G	166
1987-88	Bimbo Coles, G	241
1988-89	Bimbo Coles, G	249
1989-90	Bimbo Coles, G	280
1990-91	Antony Moses, G-F	179
1991-92	Thomas Elliott, F	124
1992-93	Thomas Elliott, F	112
1993-94	Ace Custis, F	127
1994-95	Ace Custis, F	215
1995-96	Ace Custis, F	155
1996-97	Ace Custis, F	163
1997-98	Rolan Roberts, F	143
1998-99	Rolan Roberts, F	151
1999-00	Dennis Mims, F	160
2000-01	Carlos Dixon, G	97
2001-02	Terry Taylor, C	110
2002-03	Bryant Matthews, F	178

1998-99	Rolan Roberts, F	.472
1999-00	Dennis Mims, F	.526
2000-01	Mibindo Dongo, F	.556
2001-02	Terry Taylor, C	.534
2002-03	Terry Taylor, C	.529

FREE THROWS MADE

Season	Name, Position	FTs
1956-57	Abe Coates, C	128
1957-58	Bob Ayersman, F	101
1958-59	Bob Ayersman, F	148
1959-60	Chris Smith, C	159
1960-61	Bob Ayersman, F	105
1961-62	Bucky Keller, G	169
1962-63	Berry Benfield, C	85
1963-64	Paul Long, G	87
1964-65	John Wetzel, F	64
1965-66	John Wetzel, F	123
1966-67	Glen Combs, G	96
1967-68	Wayne Mallard, G	90
1968-69	Dan Wetzel, C	82
1969-70	Loyd King, G	90
1970-71	Allan Bristow, F	140
1971-72	Allan Bristow, F	158
1972-73	Allan Bristow, C	122
1973-74	Craig Lieder, F	107
1974-75	Russell Davis, F	112
1975-76	Russell Davis, F	144
1976-77	Phil Thieneman, F	98
1977-78	Ron Bell, G	85
1978-79	Dale Solomon, C	124
1979-80	Wayne Robinson, C	114
1980-81	Dale Solomon, C	167
1981-82	Dale Solomon, C	98
1982-83	Perry Young, F	122
1983-84	Perry Young, F	162
1984-85	Perry Young, F	122
1985-86	Dell Curry, G	112
1986-87	Bimbo Coles, G	78
1987-88	Bimbo Coles, G	*200
1988-89	Bimbo Coles, G	157
1989-90	Bimbo Coles, G	158
1990-91	Rod Wheeler, G	109
1991-92	Thomas Elliott, F	60
1992-93	Thomas Elliott, F	86
1993-94	Shawn Smith, F	80
1994-95	Shawn Smith, F	137
1995-96	Shawn Smith, F	100
1996-97	Ace Custis, F	119
1997-98	Rolan Roberts, F	74
1998-99	Rolan Roberts, F	83
1999-00	Dennis Mims, F	92
2000-01	Bryant Matthews, F	64
2001-02	Terry Taylor, C	91
2002-03	Terry Taylor, C	110

FREE THROW PERCENTAGE

Season	Name, Position	FT%
1956-57	Dave Kuhn, F	.790
1957-58	Earl Gilbert, G	.760
1958-59	Bob Ayersman, F	.755
1959-60	Lewis Mills, G	.784
1960-61	Lee Melear, G	.823
1961-62	Bucky Keller, G	.820
1962-63	Howard Pardue, F	.825
1963-64	Howard Pardue, F	.872
1964-65	Mickey McDade, G	.756
1965-66	John Wetzel, F	.866
1966-67	Glen Combs, G	.800

FIELD GOAL PERCENTAGE

Season	Name, Position	FG%
1956-57	Larry Hemmings, F	.410
1957-58	Chris Smith, C	.515
1958-59	Chris Smith, C	.502
1959-60	Chris Smith, C	.487
1960-61	Chris Smith, C	.506
1961-62	Frank Alvis, G	.500
1962-63	Frank Alvis, G	.481
1963-64	John Wetzel, F	.481
1964-65	John Wetzel, F	.521
1965-66	Ted Ware, F	.522
1966-67	Ted Ware, C	.556
1967-68	Glen Combs, G	.501
1968-69	Dan Wetzel, C	.467
1969-70	Loyd King, G	.455
1970-71	Charlie Lipscomb, C	.490
1971-72	Randy Minix, G	.514
1972-73	Craig Lieder, F	.530
1973-74	Duke Thorpe, F	.543
1974-75	Duke Thorpe, F	.546
1975-76	Duke Thorpe, F	*.657
1976-77	Duke Thorpe, F	.603
1977-78	Tic Price, F	.529
1978-79	Dale Solomon, C	.566
1979-80	Dale Solomon, F	.564
1980-81	Dale Solomon, C	.549
1981-82	Dale Solomon, C	.592
1982-83	Bobby Beecher, C	.570
1983-84	Perry Young, F	.570
1984-85	Al Young, G	.538
1985-86	Dell Curry, G	.529
1986-87	Roy Brow, C	.515
1987-88	Greg Brink, F-C	.537
1988-89	Eric Sanders, C	.488
1989-90	David Herbster, C	.481
1990-91	Thomas Elliott, F	.505
1991-92	Erik Wilson, C	.474
1992-93	Shawn Smith, C	.486
1993-94	Ace Custis, F	.523
1994-95	Shawn Good, G	.537
1995-96	Ace Custis, F	.506
1996-97	Keefe Matthews, C	.468
1997-98	Rolan Roberts, F	.534



Terry Taylor led the Hokies in free throw percentage, free throws made and rebound average last season.


1967-68	Wayne Mallard, G	.818
1968-69	Chris Ellis, G	.816
1969-70	Tom Trice, F	.754
1970-71	Loyd King, G	.825
1971-72	Craig Lieder, F	.776
1972-73	Craig Lieder, F	.817
1973-74	Craig Lieder, F	.823
1974-75	Russell Davis, F	.836
1975-76	Russell Davis, F	.778
1976-77	Phil Thieneman, F	*.916
1977-78	Les Henson, F	.727
1978-79	Les Henson, F	.821
1979-80	Wayne Robinson, C	.781
1980-81	Dale Solomon, C	.852
1981-82	Jeff Schneider, G	.810
1982-83	Bobby Beecher, C	.913
1983-84	Bobby Beecher, F	.774
1984-85	Dell Curry, G	.758
1985-86	Bobby Beecher, F	.800
1986-87	Tim Anderson, F	.731
1987-88	Wally Lancaster, G	.742
1988-89	Wally Lancaster, G	.797
1989-90	Rod Wheeler, G	.779
1990-91	Rod Wheeler, G	.826
1991-92	Thomas Elliott, F	.723
1992-93	Jim Jackson, F	.782
1993-94	Jim Jackson, F	.802
1994-95	David Jackson, F	.798
1995-96	D. Watlington, G	.815
1996-97	Troy Manns, G	.791
1997-98	Brendan Dunlop, G	.767
1998-99	Eddie Lucas, G	.855
1999-00	Brian Chase, G	.756
2000-01	Brian Chase, G	.810
2001-02	Brian Chase, G	.851
2002-03	Dimari Thompkins, F	.711

REBOUNDS

Season	Name, Position	Rebs.
1956-57	Abe Coates, C	314
1957-58	Chris Smith, C	222
1958-59	Chris Smith, C	429
1959-60	Chris Smith, C	*495
1960-61	Chris Smith, C	362
1961-62	Howard Pardue, F	265



YEAR-BY-YEAR LEADERS (CON'T)



Brendan Dunlop led the Hokies in steals for three straight seasons during the late 1990s.

1962-63	Howard Pardue, F	232
1963-64	Howard Pardue, F	204
1964-65	Bob King, C	190
1965-66	John Wetzel, F	212
1966-67	Ken Talley, C	301
1967-68	Ted Ware, C	230
1968-69	Dan Wetzel, C	224
1969-70	Charlie Lipscomb, C	229
1970-71	Allan Bristow, F	327
1971-72	Allan Bristow, F	348
1972-73	Allan Bristow, C	312
1973-74	Craig Lieder, F	202
1974-75	Kyle McKee, C	221
1975-76	Russell Davis, F	210
1976-77	Duke Thorpe, F	240
1977-78	Wayne Robinson, C	249
1978-79	Wayne Robinson, F	283
1979-80	Wayne Robinson, C	238
1980-81	Calvin Oldham, F	225
1981-82	Calvin Oldham, F	226
1982-83	Bobby Beecher, C	209
1983-84	Perry Young, F	234
1984-85	Perry Young, F	215
1985-86	Bobby Beecher, F	246
1986-87	Tim Anderson, F	249
1987-88	Greg Brink, F-C	212
1988-89	John Rivers, F	216
1989-90	John Rivers, F	216
1990-91	John Rivers, F	251
1991-92	John Rivers, F	220
1992-93	Thomas Elliott, F	186
1993-94	Ace Custis, F	255
1994-95	Ace Custis, F	369
1995-96	Ace Custis, F	275
1996-97	Ace Custis, F	278
1997-98	Rolan Roberts, F	172
1998-99	Rolan Roberts, F	164
1999-00	Dennis Mims, F	220
2000-01	Bryant Matthews, F	136
2001-02	Carlton Carter, F-C	229
2002-03	Bryant Matthews, F	206

REBOUND AVERAGE

Season	Name, Position	Avg.
1956-57	Abe Coates, C	14.3
1957-58	Chris Smith, C	11.7
1958-59	Chris Smith, C	*20.4
1959-60	Chris Smith, C	19.0
1960-61	Chris Smith, C	16.5
1961-62	Howard Pardue, F	10.6
1962-63	Howard Pardue, F	9.7
1963-64	Howard Pardue, F	8.9
1964-65	Bob King, C	8.6
1965-66	John Wetzel, F	8.8
1966-67	Ken Talley, C	11.1
1967-68	Ted Ware, C	9.2
1968-69	Dan Wetzel, C	8.6
1969-70	Charlie Lipscomb, C	10.4
1970-71	Allan Bristow, F	13.1
1971-72	Allan Bristow, F	13.4
1972-73	Allan Bristow, C	11.6
1973-74	Craig Lieder, F	8.1
1974-75	Kyle McKee, C	8.5
1975-76	Russell Davis, F	7.5
1976-77	Duke Thorpe, F	8.3
1977-78	Wayne Robinson, C	9.2
1978-79	Wayne Robinson, F	9.1
1979-80	Wayne Robinson, C	8.2
1980-81	Calvin Oldham, F	8.0
1981-82	Calvin Oldham, F	7.3
1982-83	Bobby Beecher, C	6.1
1983-84	Perry Young, F	6.7
1984-85	Perry Young, F	7.4
1985-86	Bobby Beecher, F	7.9
1986-87	Tim Anderson, F	8.9
1987-88	Greg Brink, F-C	7.3
1988-89	John Rivers, F	7.7
1989-90	John Rivers, F	7.0
1990-91	John Rivers, F	9.0
1991-92	John Rivers, F	8.1
1992-93	Thomas Elliott, F	6.9
1993-94	Ace Custis, F	9.1
1994-95	Ace Custis, F	10.5
1995-96	Ace Custis, F	9.5
1996-97	Ace Custis, F	9.0
1997-98	Rolan Roberts, F	6.4
1998-99	Rolan Roberts, F	5.9
1999-00	Dennis Mims, F	7.6
2000-01	Carlton Carter, C	6.2
2001-02	Carlton Carter, C	8.2
2002-03	Terry Taylor, C	7.3

ASSISTS

Season	Name, Position	Asts.
1979-80	Dexter Reid, G	93
1980-81	Jeff Schneider, G	70
1981-82	Jeff Schneider, G	120
1982-83	Al Young, G	138
1983-84	Al Young, G	134
1984-85	Al Young, G	118
1985-86	Dell Curry, G	113
1986-87	Bimbo Coles, G	112
1987-88	Bimbo Coles, G	172
1988-89	Bimbo Coles, G	141
1989-90	Bimbo Coles, G	122
1990-91	Rod Wheeler, G	91
1991-92	Jay Purcell, G	119
1992-93	Jay Purcell, G	101
1993-94	Jay Purcell, G	91

1994-95	D. Watlington, G	108
	Shawn Good, G	108
1995-96	Shawn Smith, F	81
1996-97	Troy Manns, G	138
1997-98	Jenis Grindstaff, G	94
1998-99	Brendan Dunlop, G	111
1999-00	Brendan Dunlop, G	103
2000-01	Carlos Dixon, G	77
2001-02	Carlos Dixon, G	74
2002-03	Bryant Matthews, F	64

STEALS

Season	Name, Position	Stls.
1979-80	Reggie Steppe, G	33
1980-81	Reggie Steppe, G	58
1981-82	Reggie Steppe, G	63
1982-83	Dell Curry, G	58
1983-84	Dell Curry, G	*89
1984-85	Al Young, G	71
1985-86	Dell Curry, G	79
1986-87	Tim Anderson, F	51
1987-88	Bimbo Coles, G	60
1988-89	Bimbo Coles, G	52
1989-90	Bimbo Coles, G	70
1990-91	Rod Wheeler, G	52
1991-92	Jay Purcell, G	43
1992-93	Jay Purcell, G	41
1993-94	Ace Custis, F	43
1994-95	Shawn Good, G	56
1995-96	Ace Custis, F	50
1996-97	Ace Custis, F	53
1997-98	Brendan Dunlop, G	40
1998-99	Brendan Dunlop, G	38
	Rolan Roberts, F	38
1999-00	Brendan Dunlop, G	43
2000-01	Carlos Dixon, G	47
2001-02	Carlos Dixon, G	38
2002-03	Bryant Matthews, F	48

BLOCKED SHOTS

Season	Name, Position	Blks.
1979-80	Wayne Robinson, C	42
1980-81	Calvin Oldham, C	19
1981-82	Dale Solomon, F	16
1982-83	Bobby Beecher, C	56
1983-84	Bobby Beecher, C	44
1984-85	Roy Brow, C	34
1985-86	Bobby Beecher, C	42
1986-87	Roy Brow, C	86
1987-88	Roy Brow, C	*100
1988-89	Eric Sanders, F	18
1989-90	John Rivers, F	25
1990-91	Jimmy Carruth, C	55
1991-92	Jimmy Carruth, C	42
1992-93	Jimmy Carruth, C	49
1993-94	Jimmy Carruth, C	68
1994-95	Shawn Smith, F	33
1995-96	Ace Custis, F	30
1996-97	Ace Custis, F	22
1997-98	Rolan Roberts, F	60
1998-99	Rolan Roberts, F	57
1999-00	Dennis Mims, F	58
2000-01	Carlton Carter, C	29
2001-02	Carlton Carter, C	45
2002-03	Bryant Matthews, F	34

**Tech record
All players must meet NCAA minimums*

TOP TEN 1948-2003

POINTS SCORED

Season		
1	- Bimbo Coles (1989-90)	785
2	- Dell Curry (1985-86)	722
3	- Bimbo Coles (1988-89)	717
4	- Bimbo Coles (1987-88)	702
5	- Wally Lancaster (1987-88)	679
6	- Dell Curry (1983-84)	674
7	- Allan Bristow (1971-72)	650
8	- Allan Bristow (1972-73)	644
9	- Perry Young (1983-84)	640
10	- Sumner Tilson (1950-51)	589
	- Dale Solomon (1980-81)	589
Career		
1	- Bimbo Coles (1986-90)	2484
2	- Dell Curry (1982-86)	2389
3	- Dale Solomon (1978-82)	2136
4	- Perry Young (1981-85)	1899
5	- Allan Bristow (1970-73)	1804
6	- Bob Ayersman (1957-61)	1782
7	- Ace Custis (1993-97)	1706
8	- Wally Lancaster (1986-89)	1696
9	- Bill Matthews (1952-56)	1652
10	- Chris Smith (1957-61)	1635

SCORING AVERAGE

Season		
1	- Bimbo Coles (1988-89)	26.6
2	- Bob Ayersman (1958-59)	26.5
3	- Bimbo Coles (1989-90)	25.3
4	- Allan Bristow (1971-72)	25.0
5	- Bimbo Coles (1987-88)	24.2
6	- Dell Curry (1985-86)	24.1
7	- Allan Bristow (1972-73)	23.9
8	- Wally Lancaster (1987-88)	23.4
9	- Chris Smith (1959-60)	22.2
10	- Bucky Keller (1961-62)	21.7
Career		
1	- Allan Bristow (1970-73)	23.1
2	- Bimbo Coles (1986-90)	21.6
3	- Wally Lancaster (1986-89)	20.7
4	- Bob Ayersman (1957-61)	20.5
5	- Howard Pardue (1961-64)	20.0
6	- Russell Davis (1974-76)	19.5
7	- Dell Curry (1982-86)	18.9
8	- Chris Smith (1957-61)	18.6
9	- Dale Solomon (1978-82)	18.4
10	- Bucky Keller (1959-62)	18.2

FIELD GOALS MADE

Season		
1	- Dell Curry (1985-86)	305
2	- Dell Curry (1983-84)	293
3	- Bimbo Coles (1989-90)	280
4	- Allan Bristow (1972-73)	261
5	- Bimbo Coles (1988-89)	249
6	- Allan Bristow (1971-72)	246
7	- Bimbo Coles (1987-88)	241
8	- Glen Combs (1966-67)	240
9	- Perry Young (1983-84)	239
	- Wally Lancaster (1987-88)	239
Career		
1	- Dell Curry (1982-86)	1021
2	- Bimbo Coles (1986-90)	871
3	- Dale Solomon (1978-82)	825
4	- Perry Young (1981-85)	722
5	- Allan Bristow (1970-73)	692
6	- Bob Ayersman (1957-61)	660
	- Ace Custis (1993-97)	660
8	- Bobby Beecher (1982-86)	640
9	- Chris Smith (1957-61)	619
10	- Bill Matthews (1952-56)	606

FIELD GOAL PERCENTAGE

Season		
1	- Duke Thorpe (1975-76)	.657
2	- Duke Thorpe (1976-77)	.603
3	- Dale Solomon (1981-82)	.592
4	- Bobby Beecher (1982-83)	.570
	- Perry Young (1983-84)	.570
6	- Al Young (1983-84)	.568
7	- Dale Solomon (1978-79)	.566
8	- Dale Solomon (1979-80)	.564
9	- Ted Ware (1965-66)	.556
10	- Dale Solomon (1981-82)	.549
Career		
1	- Duke Thorpe (1973-77)	.600
2	- Dale Solomon (1978-82)	.567
3	- Al Young (1981-85)	.548
4	- Calvin Oldham (1980-82)	.532
5	- Terry Taylor (2001-03)	.531
6	- Russell Davis (1974-76)	.525
7	- Ted Ware (1965-68)	.524
8	- Wayne Robinson (1976-80)	.517
	- Les Henson (1976-80)	.517
	- Perry Young (1981-85)	.517
11	- Bobby Beecher (1982-86)	.516

FREE THROWS MADE

Season		
1	- Bimbo Coles (1987-88)	200
2	- Sumner Tilson (1950-51)	191
3	- Bucky Keller (1961-62)	169
4	- Dale Solomon (1980-81)	167
5	- Perry Young (1983-84)	162
6	- Chris Smith (1959-60)	159
7	- Allan Bristow (1971-72)	158
	- Bimbo Coles (1989-90)	158
9	- Bimbo Coles (1988-89)	157
10	- Sumner Tilson (1949-50)	150
Career		
1	- Bimbo Coles (1986-90)	593
2	- Dale Solomon (1978-82)	486
3	- Bob Ayersman (1957-61)	462
4	- Perry Young (1981-85)	455
5	- Bill Matthews (1952-56)	440
6	- Allan Bristow (1970-73)	420
7	- Chris Smith (1957-61)	398
8	- Sumner Tilson (1948-51)	386
9	- Shawn Smith (1992-96)	379
10	- Ace Custis (1993-97)	364

FREE THROW PERCENTAGE

Season (Min. 60 attempts)		
1	- Phil Thieneman (1976-77)	.916
2	- Bobby Beecher (1982-83)	.913
3	- Howard Pardue (1963-64)	.872
4	- John Wetzel (1965-66)	.866
5	- Eddie Lucas (1998-99)	.855
6	- Dale Solomon (1980-81)	.852
7	- Dell Curry (1982-83)	.850
8	- Paul Long (1963-64)	.844
9	- Russell Davis (1974-75)	.836
10	- Rod Wheeler (1990-91)	.826
Career		
1	- Phil Thieneman (1974-77)	.842
2	- Howard Pardue (1961-64)	.827
3	- Eddie Lucas (1997-99)	.817
4	- Craig Lieder (1971-74)	.811
5	- Bobby Beecher (1982-86)	.807
6	- Russell Davis (1974-76)	.803
7	- Brian Chase (2000-03)	.800
8	- John Wetzel (1963-66)	.799
9	- Loyd King (1968-71)	.794
10	- Lee Melear (1960-63)	.789
	- Dell Curry (1982-86)	.787

REBOUNDS

Season		
1	- Chris Smith (1959-60)	495
2	- Bill Matthews (1954-55)	470
3	- Chris Smith (1958-59)	429
4	- Bill Matthews (1955-56)	370
5	- Ace Custis (1994-95)	369
6	- Chris Smith (1960-61)	362
7	- Allan Bristow (1971-72)	348
8	- Bill Matthews (1953-54)	327
	- Allan Bristow (1970-71)	327
10	- Abe Coates (1956-57)	314
Career		
1	- Chris Smith (1957-61)	1508
2	- Bill Matthews (1952-56)	1379
3	- Ace Custis (1993-97)	1177
4	- Allan Bristow (1970-73)	987
5	- John Rivers (1988-92)	903
6	- Dale Solomon (1978-82)	856
7	- Wayne Robinson (1976-80)	852
8	- Bobby Beecher (1982-86)	797
9	- Perry Young (1981-85)	779
10	- Duke Thorpe (1973-77)	756

REBOUND AVERAGE

Season		
1	- Chris Smith (1958-59)	20.4
2	- Chris Smith (1959-60)	19.0
3	- Bill Matthews (1954-55)	18.8
4	- Chris Smith (1960-61)	16.5
5	- Bill Matthews (1955-56)	14.8
6	- Abe Coates (1956-57)	14.3
7	- Allan Bristow (1971-72)	13.4
8	- Allan Bristow (1970-71)	13.1
9	- Bill Matthews (1953-54)	12.1
10	- Chris Smith (1957-58)	11.7
Career		
1	- Chris Smith (1957-61)	17.1
2	- Bill Matthews (1952-56)	13.8
3	- Allan Bristow (1970-73)	12.7
4	- Howard Pardue (1961-64)	9.7
5	- Ace Custis (1993-97)	9.5
6	- Charlie Lipscomb (1969-72)	9.4
7	- Barry Benfield (1961-64)	8.9
8	- Bob Ayersman (1957-61)	8.5
9	- Ted Ware (1965-68)	8.3
10	- John Rivers (1988-92)	7.9

ASSISTS


Season		
1	- Bimbo Coles (1987-88)	172
2	- Bimbo Coles (1988-89)	141
3	- Troy Manns (1996-97)	138
4	- Al Young (1982-83)	138
5	- Al Young (1983-84)	134
6	- Dexter Reid (1977-78)	123
7	- Bimbo Coles (1989-90)	122
8	- Jeff Schneider (1981-82)	120
9	- Jay Purcell (1991-92)	119
10	- Al Young (1984-85)	118
Career		
1	- Bimbo Coles (1986-90)	547
2	- Al Young (1981-85)	468
3	- Dell Curry (1982-86)	407
4	- Jay Purcell (1990-94)	369
5	- Brendan Dunlap (1996-00)	329
6	- Shawn Good (1993-96)	316
7	- Perry Young (1981-85)	311
8	- Damon Watlington (1993-96)	277
9	- Jeff Schneider (1978-82)	276
10	- Reggie Steppe (1979-83)	274

STEALS


Season		
1	- Dell Curry (1983-84)	89
2	- Dell Curry (1985-86)	79
3	- Al Young (1984-85)	71
4	- Bimbo Coles (1989-90)	70
5	- Dell Curry (1984-85)	69
6	- Reggie Steppe (1981-82)	63
7	- Bimbo Coles (1987-88)	60
8	- Dell Curry (1982-83)	58
9	- Reggie Steppe (1980-81)	58
10	- Les Henson (1978-79)	58
Career		
1	- Dell Curry (1982-86)	295
2	- Bimbo Coles (1986-90)	216
3	- Al Young (1981-85)	201
4	- Ace Custis (1994-97)	199
5	- Reggie Steppe (1979-83)	197
6	- Bobby Beecher (1982-86)	146
7	- Perry Young (1981-85)	143
8	- Shawn Good (1993-96)	141
9	- Jay Purcell (1990-94)	140
10	- Keith Colbert (1982-86)	129

BLOCKED SHOTS

Season		
1	- Roy Brow (1987-88)	100
2	- Roy Brow (1986-87)	86
3	- Jimmy Carruth (1993-94)	68
4	- Rolan Roberts (1997-98)	60
5	- Rolan Roberts (1998-99)	57
6	- Bobby Beecher (1982-83)	56
7	- Rolan Roberts (1999-2000)	50
8	- Jimmy Carruth (1992-93)	49
9	- Bobby Beecher (1983-84)	44
10	- Wayne Robinson (1977-78)	44
Career		
1	- Roy Brow (1984-88)	251
2	- Jimmy Carruth (1990-94)	194
3	- Bobby Beecher (1982-86)	170
4	- Rolan Roberts (1997-00)	167
5	- Wayne Robinson (1976-80)	119
6	- Les Henson (1976-80)	109
7	- John Rivers (1988-92)	108
8	- Dennis Mims (1998-00)	107
9	- Ace Custis (1994-97)	90
10	- Russ Wheeler (1996-00)	81



Duke Thorpe (above) is the Tech all-time leader in field goal percentage, while Chris Smith is Tech's all-time leader in rebounds and rebound average.





FOR THE RECORD

TOP TEAM PERFORMANCES VS. TECH

Most Points: 133, So. Mississippi, 2-6-88
Most Points in a Half: 69, West Virginia, 2-20-65
Fewest Points in a Half: 4, Washington & Lee, 1-9-59
Field Goals Attempted: 115, Houston, 3-2-68
Field Goals Made: 53, Houston, 3-2-68; So. Mississippi, 1-16-88
Highest Percentage: .679, St. Bonaventure, 38 of 56, 1-8-77
Highest Percentage (Half): .857 William & Mary, 12 of 14, 2-8-82
Lowest Percentage: .176, Washington & Lee, 9 of 51, 1-9-59
Lowest Percentage (Half): .059, Washington & Lee, 1 of 17, 1-9-59
3-PT Field Goals Attempted: 36, Wisconsin-Milwaukee, 12-8-01
3-PT Field Goals Made: 15, La Salle, 3-1-00
3-PT Percentage (min. 8 attempts): .875, M. Tennessee St., 7 of 8, 11-21-87
(min. 10 attempts): .727, Liberty, 8 of 11, 2-24-92
Free Throws Attempted: 61, N.C. State, 12-12-70
Free Throws Made: 42, N.C. State, 12-12-70
Highest Percentage (min. 10 attempts): .960, St. Bonaventure, 24 of 25, 2-6-80
Lowest Percentage (min. 1 made): .111, James Madison, 1 of 9, 12-28-84
Rebounds: 79, Houston, 3-2-68
Assists: 39, So. Mississippi, 1-16-88
Steals: 19, Tulane, 2-9-91
Blocked Shots: 15, Georgetown, 12-20-88
Turnovers: 37, Buffalo St., 11-25-78; VMI, 12-17-83
Fouls: 36, George Mason, 12-4-91



Allan Bristow holds the Tech record for most points scored in a game, with 52 against GW in 1973.

TOP INDIVIDUAL PERFORMANCES VS. TECH

Points: 51, Elvin Hayes of Houston, 3-2-68
Field Goals Attempted: 41, Elvin Hayes of Houston, 3-2-68
Field Goals Made: 23, Elvin Hayes of Houston, 3-2-68
Field Goal Percentage (min. 10 attempts): .917, Chancellor Nichols of James Madison, 11 of 12, 11-28-90
3-PT Field Goals Attempted: 15, John White of So. Mississippi, 2-6-88 & Darius Rice, Miami, 1-10-01
3-PT Field Goals Made: 7, Darius Rice, Miami, 1-10-01
3-PT Percentage (min. 6 attempts): 1.000, Chris Rainey of Middle Tennessee St., 6 of 6, 11-21-87; Donnie Carr of La Salle, 3-1-00
Free Throws Attempted: 20 (made 15), Byron Irving of Missouri, 1-16-89
Free Throws Made: 17, Derrick Chevious of Missouri, 12-16-87
Free Throws Percentage (min. 10 attempts): 1.000, Jimmy Pitts of Georgia, 14 of 14, 1-29-64; Bernard Royster of Old Dominion, 14 of 14, 11-29-86
Rebounds: 31, Mack Isner of West Virginia, 2-14-52
Assists: 15, Steve Williams of Florida, 1-20-73
Steals: 9, Andre Turner of Memphis St., 2-27-86
Blocked Shots: 8, shared by four players
Turnovers: 13, Curt Reppart of VMI, 11-30-74



Bimbo Coles (12) scored 40 or more points in a game four times in his career.

TOP SCORING PERFORMANCES

TECH

Pts.	Player	Where	When
52	Allan Bristow vs. Geo. Washington	Cassell Coliseum	2-21-73
51	Bimbo Coles vs. So. Miss (20T)	Cassell Coliseum	2-6-88
47	Bob Ayersman vs. Richmond	War Memorial Hall	2-10-59
46	Bill Matthews vs. The Citadel	War Memorial Hall	2-23-56
43	Bimbo Coles vs. Virginia (OT)	Richmond Coliseum	1-25-89
42	Bimbo Coles vs. So. Miss	Cassell Coliseum	2-4-89
	Bimbo Coles vs. Rutgers	Honolulu, Hawaii	12-27-90
41	Chris Smith vs. VMI (OT)	Lexington, Va.	1-19-60
	Dell Curry vs. Cincinnati (20T)	Riverfront Coliseum	1-18-86
40	Dave Kuhn vs. Furman	Greenville, S.C.	12-15-56
	Loyd King vs. N.C. State (OT)	Raleigh, N.C.	12-12-70

OPPONENT

Pts.	Player	Where	When
51	Elvin Hayes of Houston	Houston, Texas	3-2-68
46	Darrell Floyd of Furman	Greenville, S.C.	12-10-55
44	George Bryant of Eastern Ky.	Richmond, Ky.	1-20-71
	Joe Petcavich of Geo. Washington	War Memorial Hall	2-14-55
43	Darrell Floyd of Furman	Richmond, Va.	3-1-56
42	Derrick Chievious of Missouri	Columbia, Mo.	12-16-87
41	Will Robinson of West Virginia (30T)	Morgantown, W. Va.	1-26-72
	Aaron Stewart of Richmond (20T)	Richmond, Va.	2-19-73
	John White of So. Miss. (20T)	Cassell Coliseum	2-6-88


SERIES RECORDS

Tech Record		BIG EAST TEAMS	First Met	Last Played	Tech at Home	
W	L				W	L
2	5	Boston College	1981	02-03	1	2
1	5	Connecticut	2001	02-03	1	2
3	8	Georgetown	1915	02-03	1	2
1	5	Miami	2001	02-03	1	2
1	2	Notre Dame	1973	02-03	0	1
4	4	Providence	1982	02-03	2	1
3	3	Pittsburgh	1964	02-03	2	1
3	1	Rutgers	1954	01-02	1	0
3	5	St. John's	1914	02-03	1	2
0	2	Syracuse	1955	01-02	0	1
2	2	Syracuse	1975	01-02	1	0
1	8	Villanova	1968	02-03	1	4
27	46	West Virginia	1921	02-03	15	13

OTHERS MET SINCE 1950

1	0	Akron	1975	75-76	1	0
5	9	Alabama	1928	89-90	3	2
4	2	American U.	1938	02-03	1	0
5	1	Appalachian State	1969	82-83	4	1
1	0	Arkansas-Little Rock	1978	77-78	1	0
1	1	Army	1969	76-77	1	0
2	5	Auburn	1920	99-00	2	0
1	0	Augusta	1982	82-83	1	0
1	0	Austin Peay	1974	74-75	0	0
2	0	Baptist College (Charleston)	1976	87-88	2	0
1	1	Baylor	1960	68-69	0	0
2	0	Birmingham Southern	1976	76-77	2	0
1	1	Bowling Green	1967	68-69	1	0
0	1	Brigham Young	1967	67-68	0	0
1	0	Brown	1977	77-78	1	0
1	0	Bucknell	1969	69-70	1	0
1	0	Buffalo State	1978	78-79	1	0
1	0	Campbell	1979	79-80	1	0
2	0	Canisius	1978	94-95	1	0
0	1	California	1991	91-92	0	0
1	0	Centenary	1958	58-59	0	0
1	0	Chaminade	1985	85-86	0	0
5	1	Univ. of Charleston	1922	83-84	4	1
1	0	Charleston Baptist	1976	76-77	1	0
18	12	Cincinnati	1979	90-91	10	3
17	2	Citadel	1921	65-66	9	1
1	0	CCNY	1979	78-79	1	0

Tech Record		Team	First Met	Last Played	Tech at Home	
W	L				W	L
8	5	Clemson	1925	94-95	5	2
4	0	Coastal Carolina	1993	98-99	4	0
0	1	Colorado	1996	96-97	0	0
1	0	Coppin St.	1985	85-86	1	0
0	1	Colorado	1996	96-97	0	0
1	0	Coppin St.	1985	85-86	1	0
0	1	Creighton	1989	89-90	0	0
20	19	Davidson	1910	71-72	11	9
8	5	Dayton	1960	99-00	5	0
2	2	Delaware	1920	78-79	0	0
1	0	Delaware State	1994	94-95	1	0
1	1	DePaul	1975	75-76	1	0
4	30	Duke	1912	77-78	3	6
7	5	Duquesne	1950	99-00	5	0
12	4	East Carolina	1962	02-03	11	0
13	3	East Tennessee State	1959	00-01	9	1
6	6	Eastern Kentucky	1950	74-75	5	0
11	7	Elon	1914	00-01	10	5
2	0	Fairfield	1973	00-01	0	0
2	0	Fairleigh Dickinson	1975	76-77	2	0
5	4	Florida	1961	91-92	2	0
3	0	Florida Atlantic	1993	94-95	2	0
1	1	Florida International	1993	93-94	0	1
15	19	Florida State	1968	02-03	9	6
9	0	Fordham	1982	99-00	4	0
1	0	Fredonia State	1983	82-83	1	0
13	12	Furman	1925	64-65	8	4
1	1	George Mason	1991	91-92	1	0
35	35	George Washington	1921	99-00	23	8
1	4	Georgia	1963	96-97	1	2
5	0	Georgia Southern	1971	96-97	5	0
4	1	Georgia Tech	1921	83-84	2	0
4	0	Guilford	1913	55-56	3	0
21	10	Hampden-Sydney	1910	51-52	16	5
1	0	Hawaii-Hilo	1996	96-97	0	0
1	1	High Point	1952	00-01	1	0
1	2	Houston	1968	73-74	1	0
1	0	Idaho State	1967	67-68	0	0
0	2	Illinois	1994	96-97	0	0
1	0	Illinois State	1999	99-00	0	0
1	2	Indiana	1967	79-80	0	0



Virginia Tech fans celebrate a big win at the Cassell.



SERIES RECORDS (CON'T)

SERIES RECORDS

Tech Record			First Met	Last Played	VT at Home	
W	L				W	L
0	1	Indiana State	1979	78-79	0	0
1	0	Iowa State	1984	84-85	0	0
4	1	Jacksonville	1976	86-87	1	0
8	4	James Madison	1978	90-91	5	1
2	0	Johns Hopkins	1980	81-82	2	0
2	0	Kent State	1970	71-72	1	0
1	3	Kentucky	1924	95-96	0	0
5	5	La Salle	1996	99-00	3	1
1	1	Lenoir-Rhyne	1922	54-55	1	0
12	2	Liberty	1979	00-01	7	2
1	0	LSU	1963	63-64	1	0
0	1	Louisiana Tech	1958	58-59	0	0
8	28	Louisville	1979	94-95	3	12
4	0	Loyola of Baltimore	1967	71-72	4	0
1	0	Marietta	1976	76-77	1	0
4	5	Marquette	1976	94-95	1	3
8	9	Marshall	1922	90-91	4	4
4	23	Maryland	1926	90-91	2	9
3	0	Maryland-Eastern Shore	1982	84-85	3	0
2	5	Massachusetts	1965	99-00	1	3
12	17	Memphis State	1976	90-91	9	4
1	0	Mercer	1974	73-74	1	0
1	1	Miami (Ohio)	1979	85-86	0	0
1	4	Michigan	1974	02-03	0	0
0	1	Middle Tenn. St.	1987	87-88	0	0
1	1	Mississippi	1979	81-82	0	0
6	1	Mississippi State	1959	81-82	4	0
0	2	Missouri	1987	88-89	0	1
1	0	Montana State	1994	94-95	0	0
1	0	Morehead State	1975	75-76	1	0
3	0	Morgan State	1985	02-03	3	0
2	0	Mount St. Mary's	2000	01-02	1	0
2	3	Navy	1914	63-64	1	0
1	0	Nebraska	1994	94-95	0	0
1	0	New Hampshire	1977	77-78	1	0
2	0	New Mexico	1941	72-73	1	0
1	0	New Mexico State	1994	94-95	1	0
2	0	New Orleans	1979	79-80	1	0
1	1	New York University	1961	67-68	1	0
10	53	North Carolina	1912	97-98	4	15
3	0	North Carolina A&T	1983	85-86	3	0
4	0	UNC Asheville	1989	99-00	3	0
8	6	UNC Charlotte	1988	99-00	4	1
3	0	UNC Greensboro	1993	96-97	3	0
9	28	North Carolina State	1915	83-84	3	9
3	0	Northern Illinois	1973	76-77	2	0
1	0	Ohio Northern	1977	77-78	1	0
4	0	Ohio State	1972	76-77	2	0
6	2	Ohio University	1967	79-80	3	0
1	0	Ohio Wesleyan	1977	77-78	1	0
0	1	Oklahoma	1982	82-83	0	0
1	2	Oklahoma City	1965	75-76	1	0
12	5	Old Dominion	1972	01-02	7	0
1	3	Oral Roberts	1974	77-78	0	2
1	0	Oregon	1975	75-76	0	0
4	0	Penn State	1921	78-79	1	0
2	0	Purdue	1965	66-67	1	0
1	3	Quantico	1946	50-51	1	0
3	1	Radford	1988	01-02	3	1
4	5	Rhode Island	1955	01-02	1	2
0	1	Rice	1962	62-63	0	0
67	38	Richmond	1915	91-92	35	11
1	0	Rider	1984	84-85	1	0
24	10	Roanoke College	1911	51-52	18	3
9	5	St. Bonaventure†	1973	02-03	4	1
0	1	St. Francis (Pa.)	1950	50-51	0	0
3	2	St. Joseph's	1996	99-00	3	0
7	0	St. Louis	1978	81-82	3	0
2	0	Samford	1978	78-79	1	0
1	0	San Francisco	1989	89-90	0	0
1	0	San Francisco St.	1987	86-87	1	0
2	2	Sewanee (U. of South)	1928	75-76	2	2
1	0	South Alabama	1984	83-84	0	0
13	18	South Carolina	1951	97-98	9	3

Tech Record			First Met	Last Played	VT at Home	
W	L				W	L
2	0	South Carolina State	1982	84-85	2	0
4	4	South Florida	1992	94-95	2	1
2	0	Southern California	1985	87-88	1	0
13	17	Southern Mississippi	1983	94-95	8	4
1	0	Southwestern (Tx.)	1973	73-74	0	0
2	0	Louisiana-Lafayette	1984	99-00	0	0
1	0	Spring Hill	1958	58-59	0	0
1	0	Stanford	1972	72-73	0	0
1	0	Tampa	1970	70-71	0	0
0	9	Temple	1966	99-00	0	2
8	2	Tennessee	1911	94-95	7	1
0	2	Tennessee-Chattanooga	1923	00-01	0	0
1	0	Tennessee-Martin	1997	97-98	1	0
1	0	Tennessee State	1986	86-87	1	0
1	0	Tennessee Tech	1959	59-60	0	0
1	2	Texas A&M	1965	80-81	0	1
1	0	Texas-Arlington	1969	68-69	1	0
2	0	Texas Christian	1994	94-95	1	0
1	0	Texas Tech	1982	82-83	0	0
1	0	Texas Wesleyan	1977	76-77	1	0
5	4	Toledo	1960	02-03	3	0
2	0	Towson	1983	02-03	2	0
18	15	Tulane	1957	94-95	9	3
1	0	Upsala	1978	77-78	1	0
5	2	Vanderbilt	1923	77-78	2	0
1	0	Vermont	1974	74-75	1	0
45	72	Virginia	1915	02-03	22	14
10	10	Virginia Commonwealth	1978	94-95	4	2
84	42	VMI	1909	02-03	49	10
20	24	Wake Forest	1912	98-99	16	7
1	0	Washington	1974	74-75	0	0
35	54	Washington & Lee	1909	58-59	19	18
0	1	Weber State	1973	73-74	0	0
1	0	Western Carolina	1992	92-93	1	0
2	1	Western Kentucky	1980	85-86	1	0
0	3	Western Michigan	1976	02-03	0	1
1	0	Wichita	1966	65-66	0	0
73	41	William & Mary	1917	02-03	44	11
1	0	Winthrop	1998	98-99	1	0
1	0	Wisconsin-Green Bay	1996	95-96	0	0
1	1	Wisconsin-Milwaukee	1977	01-02	1	0
1	1	Wofford	1988	02-03	1	1
2	0	Wright State	1995	95-96	0	0
4	8	Xavier	1993	99-00	3	3
0	1	Yale	1967	67-68	0	0

2003-2004 opponents in **bold type**.

† - includes forfeit victory from 2002-03



The Hokies and UVA will meet for the 118th time in Charlottesville on Nov. 28th.



TECH HISTORY

TWO NIT CHAMPIONSHIPS HIGHLIGHT TECH'S EXCITING POSTSEASON PLAY

Guided by Coach Bill Foster, Virginia Tech basketball hit the jackpot in 1995 and 1996 with a championship run in the National Invitation Tournament and an appearance in the NCAA.

The players and coaches of the 1994-95 team cemented their names in Hokie basketball lore in one of the most dramatic NITs of all time.

Tech won the title, defeating Marquette in overtime, 65-64, on two free throws by Shawn Smith with 0.7 of a second left. Other starters on that great Tech team were Ace Custis, Travis Jackson, Damon Watlington and Shawn Good and key reserves were David Jackson and Myron Guillory.

Marquette had come from four points behind to take the lead at 64-63 on Anthony Pieper's driving layup with 18.3 seconds left.

That set up the final play for Tech. Smith spun to the basket and took an eight-footer. Golden Eagle Faisal Abraham fouled him on the left elbow and body.

Smith calmly sank the first free throw to tie it. After Marquette called a timeout, Smith made the second.

Fans at Madison Square Garden rushed on the court. Smith ran



Ace Custis addresses the media following the Hokies' win over Wisconsin-Green Bay in the 1996 NCAA Tournament.



Allan Bristow and the Hokies are swamped by fans upon their return to Blacksburg after winning the NIT in Madison Square Garden in 1973.

into the stands to give his father a bear hug. Blacksburg went wild as students and townspeople stormed the downtown area to hail their heroes.

Tech had reached the championship game by defeating Clemson, 62-54; Providence, 91-78; New Mexico State, 64-61; and Canisius, 71-59. That Tech team finished with 25 victories, the most in school history.

The next season, Tech qualified for the NCAA Tournament. Drawing a disappointing ninth seed, Tech was placed in the same bracket with power-packed Kentucky.

The Hokies beat Wisconsin-Green Bay in the first round at Dallas, Texas, 61-48, as Good led the way with 25 points. The Hokies, however, lost in the second round to eventual national champion Kentucky, 84-60.

That Tech team finished with a 23-6 record, one of the best marks in school history.

In all, Tech has made 14 postseason appearances, compiling an overall record of 22-12.

Tech's NIT title in 1995 was the second for the Hokies. Tech also won the crown at Madison Square Garden in 1973 in strikingly similar fashion.

Tech guard Bobby Stevens hit a jumper at the buzzer in overtime to propel the Hokies to a 92-91 victory over the Fighting Irish of Notre Dame and the NIT title. The victory was a highlight of the championship series in which Tech won four games by a total of five points, including a first-round victory over nationally ranked New Mexico, 65-63, on national television.

Tech's first postseason appearance came in 1966, when the Hokies lost to Temple, 88-73, in the NIT's opening round.

A year later, Tech made its first NCAA Tournament appearance, advancing to the finals of the

Mideast Regional with wins against Toledo and Indiana University. The Hokies fell just short of the Final Four when they dropped a heart-breaking 71-66 overtime decision to Dayton.

In the 1980 Mideast Regional, Tech made headlines with its amazing first-round comeback victory against homestanding Western Kentucky. The Hokies trailed 48-30 at the half, but rallied to take an 89-85 overtime win. In the second round against Indiana and Isiah Thomas, Tech came close to an upset. The Hokies trailed by only three points with less than five minutes to go, but fell, 68-59.

The Hokies made it back to the NIT in 1982. Tech advanced into the quarterfinals with impressive wins against Fordham and Mississippi before finally losing to Georgia and high-flying All-American Dominique Wilkins.



Bobby Stevens is hoisted to the shoulders of Tech fans after hitting the shot that beat Notre Dame in the 1973 NIT finals.



Shawn Smith calmly sank two free throws to tie and then win the NIT title game at Madison Square Garden in 1995.

In 1983, Tech opened NIT play at home against William & Mary, winning 85-79, then lost on the road at the University of South Carolina by a 75-68 count.

Tech also had the good fortune of opening the 1984 NIT at Cassell Coliseum against Georgia Tech of the Atlantic Coast Conference. The Hokies prevailed, 77-74, behind 19-point performances from Dell Curry and Perry Young. A last-

second tip-in by point guard Al Young sparked the Hokies to a 68-66 win against South Alabama at Greensboro, N.C. The Hokies then returned home where they rode a 27-point outing by Curry to a victory against Tennessee, 72-68.

In the semifinals at Madison Square Garden, it took a last-minute comeback by eventual champion Michigan to beat Tech, 78-75. The Hokies bounced back

GAME-BY-GAME POSTSEASON APPEARANCES

Date	Opponent	Site	Result
3/10/66 (NIT)	Temple	New York, N.Y.	73-88
3/11/67 (NCAA)	Toledo	Lexington, Ky.	82-76
3/17/67	Indiana	Evanston, Ill.	79-70
3/18/67	Dayton	Evanston, Ill.	66-71 (ot)
3/18/73 (NIT)	New Mexico	New York, N.Y.	65-63
3/22/73	Fairfield	New York, N.Y.	77-76
3/24/73	Alabama	New York, N.Y.	74-73
3/25/73	Notre Dame	New York, N.Y.	92-91 (ot)
3/13/76 (NCAA)	Western Michigan	South Bend, Ind.	67-77 (ot)
3/9/77 (NIT)	Georgetown	Blacksburg, Va.	83-79
3/14/77	Alabama	New York, N.Y.	72-79
3/9/79 (NCAA)	Jacksonville	Lawrence, Kan.	70-53
3/11/79	Indiana State	Lawrence, Kan.	69-86
3/7/80 (NCAA)	Western Kentucky	Bowling Green, Ky.	89-85 (ot)
3/9/80	Indiana	Bowling Green, Ky.	59-68
3/12/82 (NIT)	Fordham	Blacksburg, Va.	69-58
3/15/82	Mississippi	Oxford, Miss.	61-50
3/18/82	Georgia	Athens, Ga.	73-90
3/17/83 (NIT)	William & Mary	Blacksburg, Va.	85-79
3/21/83	South Carolina	Columbia, S.C.	68-75
3/15/84 (NIT)	Georgia Tech	Blacksburg, Va.	77-74
3/18/84	South Alabama	Greensboro, N.C.	68-66
3/23/84	Tennessee	Blacksburg, Va.	72-68
3/26/84	Michigan	New York, N.Y.	75-78
3/28/84	Southwestern La.	New York, N.Y.	71-70
3/14/85 (NCAA)	Temple	Hartford, Conn.	57-60
3/13/86 (NCAA)	Villanova	Baton Rouge, La.	62-71
3/17/95 (NIT)	Clemson	Blacksburg, Va.	62-54
3/20/95	Providence	Providence, R.I.	91-78
3/22/95	New Mexico State	Blacksburg, Va.	64-61
3/27/95	Canisius	New York, N.Y.	71-59
3/29/95	Marquette	New York, N.Y.	65-64 (ot)
3/14/96 (NCAA)	Wisconsin-Green Bay	Dallas, Texas	61-48
3/16/96	Kentucky	Dallas, Texas	60-84

Overall Record In Postseason: 22-12

NIT: 17-5 NCAA: 5-7 Home: 7-0


two days later to nail down third place with a 71-70 victory over Southwestern Louisiana.

In 1985, the Hokies took a 20-8 regular season record and a second-place Metro Conference finish into the NCAA Tournament. Tech bowed out in the first round, losing 60-57 to Temple.

In 1986, the Hokies were eliminated in the first round of

the Metro Tournament. Despite the defeat, they received a bid to the NCAA Tournament behind the strength of their 22-8 record. Tech was defeated in the first round by Villanova, 71-62.

VIRGINIA TECH SPORTS HALL OF FAME




CHRIS SMITH

A brilliant basketball center from 1958 through 1961, Smith was one of the nation's leading rebounders three years in a row. He still holds all of Tech's major rebounding records and is regarded by many as the greatest basketball player in school history. Smith is a charter member who was inducted in 1982.




ALLAN BRISTOW

A scrappy forward who paced the Hokies to the National Invitation Tournament championship in 1973. Bristow scored in double figures during every game of his Tech career and still holds the Hokies' single-game scoring mark of 52 points. After 10 years as a player in the NBA, Bristow went into coaching, including a stint as the head coach of the NBA Charlotte Hornets. He was inducted in 1984.



JOHN WETZEL

A swingman who was always at his best in the clutch, Wetzel led Tech to its first-ever national postseason tournament in 1966. He enjoyed a 10-year NBA playing career and has been in the pro coaching ranks since 1979. Wetzel was inducted in 1985.




HARRY BUSHKAR

A fine scorer and playmaker, Bushkar capped his career by being named All-Southern Conference in 1945-46. He was tabbed Virginia's Player of the Year that season and made the SC All-Tournament Team. Bushkar was captain of the 1944, '45 and '46 Tech teams. He was inducted in 1986.




GEORGE PARRISH

One of Tech's first big-name stars, Parrish earned All-South honors in both basketball and football during a career that extended from 1916 to 1920. Parrish was regarded by many as the best center in southern basketball in 1919 when he scored 320 of the Hokies' 766 points. He was inducted in 1986.



HOWARD PARDUE

One of the greatest shooters in school history, Pardue played on Tech teams in the early 1960s. He finished with a career scoring average of 20 points and was named to the All-Southern Conference team three years in a row and twice was named to the Southern's all-tournament team. He was inducted in 1992.




BUCKY KELLER

A 6-3 swingman who led Tech to glory in the early 1960s, Keller finished his Tech career with an overall scoring average of 18.2 per game. He averaged 15.0 on a 1959-60 team that went 20-6, posted a 17.6 scoring mark in 1960-61 when the Hokies were 15-7 and averaged 21.7 in 1961-62 when Tech finished 19-6. Keller died in 1977. He was inducted into the Hall of Fame in 1993.




BILL MATTHEWS

Matthews had a tremendous impact on Tech athletics in a 35-year career as a basketball player, a coach of three sports and an administrator. A bulky center, he ranks second only to Chris Smith in all-time rebounding for the Hokies. Matthews had a career average of 13.8 rebounds per game and in 1954-55 had a sensational seasonal average of 18.8. He was the Virginia Player of the Year in 1955-56. Matthews was inducted in 1993.



DALE SOLOMON

A dynamic center, Solomon burst on the Virginia Tech basketball scene in a big way during his freshman year in 1978-79. He sparked Tech to its only Metro Conference Tournament championship and was named the tourney's MVP. He went on to become the first player to make All-Metro four years in a row. In 1990, he was chosen on the Metro's decade team of the 1980s. Solomon tallied a career total of 2,136 points and ranks third behind Bimbo Coles and Dell Curry on the Hokies' all-time scoring list. He was inducted in 1994.




DELL CURRY

This silky-smooth outside shooter scored a Tech record 1,021 field goals and tallied a total of 2,389 points. He ranks second on the Hokies' all-time scoring list behind Bimbo Coles and holds the school career record for steals with 295. Curry, who helped the Hokies to four postseason tournaments, posted 115 double-figure scoring games on the way to a career scoring average of 18.9. He was a first-round draft pick of the NBA's Utah Jazz in 1986 and is now retired after a long and successful NBA career. Curry was inducted in 1996.



GLEN COMBS

Still rated one of the best long-range shooters in school history, Combs helped the 1967 Tech team to the finals of the NCAA Midwest Regional, where an overtime loss to Dayton cost the Hokies a spot in the Final Four. Combs, who averaged 17.9 points over his three varsity seasons at Tech, went on to enjoy a seven-year career in the ABA. He was inducted in 1987.




LEE MELEAR

Although he starred in both basketball and baseball, Melear may be best remembered for his 24-point performance against Kentucky in 1962 when the Hokies handed legendary Adolph Rupp the only season-opening home loss of his career at UK. Melear, who averaged in double-figure scoring all three of his varsity seasons, was inducted in 1989.



BOB AYERSMAN

A hot-shooting forward from 1957-61, Ayersman made the All-Southern Conference team two years in a row. He still ranks sixth in career scoring at Tech and his 26.5 scoring average in 1958-59 still stands as the second-best in school history. Ayersman was inducted in 1990.




LEWIS MILLS

A point guard deluxe, Mills was the captain of the Hokies in 1959-60 and helped that team post the school's first 20-win basketball season. He entered the coaching field after graduating from Tech and served as the head basketball coach at the University of Richmond from 1963 until 1973. Mills, who also spent 12 years in athletic administration at VCU, was inducted in 1991.




EARL (BUS) HALL

The Southern Conference's leading scorer in 1932, Hall was a unanimous choice for the all-conference team that year. Nicknamed "The Princeton Phantom," he was a complete player who excelled as a floor leader, dribbler and passer, as well as a scorer. Hall was inducted in 1992.




LOYD KING

A mixture of good ball-handling skills, leaping ability and a keen eye for long range jumpers helped make King one of the best guards to play for the Hokies. He was the captain and leading scorer for Tech's cage teams in 1969-70 and 1970-71. He averaged 19.3 points per game as a junior and carried a 21.3-point scoring average as a senior. During his last two years, he reached double-figure scoring in 45 of 47 games, including the last 23 in a row. King finished his Tech career with 1,248 points and a 17.1 scoring average. He went on to play in the American Basketball Association and French Professional League. King was inducted in 1998.



TED WARE

Ted Ware, whose rebounding and defense were vital ingredients for the Hokies during his three varsity seasons in the 1960s, had the distinction of playing an important role on Tech's first-ever NIT team in 1966 and also on the Hokies' first-ever NCAA Tournament squad in 1967. The 6-5 forward was Tech's second-leading scorer as a sophomore in 1965-66 with a 14.6 average. During the 1966-67 season, he shot 55.6 percent from the field for the season, which was a school record at the time. As a senior in 1967-68, Ware posted a team-high 9.2 rebounding average. Ware's overall 52.4 field-goal percentage was a Tech career record at the time. In 1968, he was selected to the 10-man Academic All-America Basketball Team chosen by the nation's sports information directors. Ware was inducted in 1999.

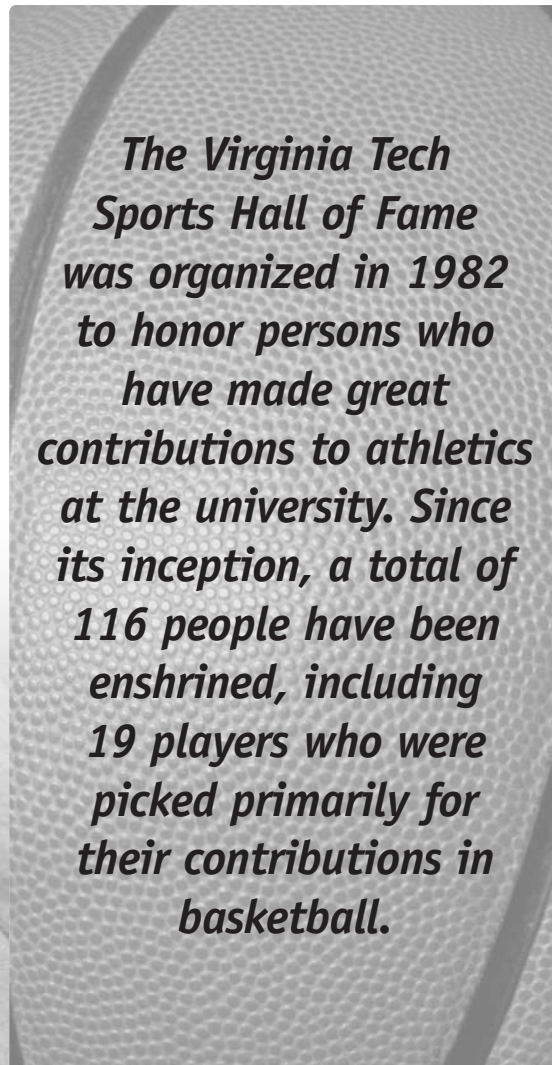


BIMBO COLES

Vernell "Bimbo" Coles played a leading role at point guard for the 1988 U.S. Olympic team, which won a bronze medal in Seoul, Korea. He capped his collegiate career as the leading scorer in both Virginia Tech and Metro Conference basketball history. Coles' jersey, No. 12, was officially retired just prior to his final home game against Memphis State on March 3, 1990. He was inducted in 2000.

PAUL DEAR, LEO BURKE AND MEL HENRY

Although these three players were chosen for the Hall of Fame primarily for their excellence in other sports, they also made outstanding contributions in basketball.




The Virginia Tech Sports Hall of Fame was organized in 1982 to honor persons who have made great contributions to athletics at the university. Since its inception, a total of 116 people have been enshrined, including 19 players who were picked primarily for their contributions in basketball.

WAYNE ROBINSON


2003 SPORTS HALL OF FAME INDUCTEE

Wayne Robinson missed just one game during his Virginia Tech career and still ranks as one of the most athletic big-men in school basketball history. The 6-9 forward/center from Greensboro, N.C., helped Tech to an 81-35 record during his four seasons in Blacksburg. The Hokies participated in the National Invitation Tournament in 1976-77 when Robinson was a freshman and earned NCAA Tournament bids his junior and senior seasons. Tech won its only Metro Conference Basketball Tournament Championship in 1979.

Robinson was a central figure in Tech's drive to that Metro Conference Tournament title. When leading scorer Dale Solomon was forced to miss the opening game of the tournament against Cincinnati and star center Pat Cummings, Robinson took charge. The Tech junior was the hero of the day, outplaying Cummings and finally fouling out the Bearcat



Wayne Robinson scores two points in the 93-84 win against Miami of Ohio in the Roanoke Civic Center in 1979.



star on a dunk in the closing minutes.

Robinson finished the 80-74 Tech victory with 18 points and 11 rebounds. He went on to lead the tourney in rebounds (27), blocked shots (7) and steals (9). He was named to the all-tournament team and finished second in the voting for MVP behind Solomon.

Robinson was Tech's leading rebounder each of his three years as a starter. He averaged 12.4 points and 9.2 rebounds in 1977-78, 13.5 points and 9.1 rebounds in 1978-79 and 15.2 points and 8.2 rebounds in 1979-80. He shot 51.7 percent from the field for his Tech career and 74.4 percent from the free throw line. Robinson ranked fourth among the Hokies' career rebound leaders and 10th among the school's scoring leaders when he graduated. His 852 career rebounds currently rank seventh at Tech, while his 1,283 career points now stand 19th. He also ranks fifth

in career blocked shots and seventh in career field goal percentage.

Following his senior season, Robinson was named the MVP for the winning Atlantic Region All-Stars in the Shoney's All-Star Classic. He scored 17 points and pulled down 12 rebounds to help the Atlantic Region team to a win over the Southeast Region All-Stars. Robinson was the first pick of the Los Angeles Lakers in the second round of the 1980 National Basketball Association Draft. He went on to play for the Lakers and Detroit Pistons in the NBA and also spent seven years playing professionally in Europe.

Robinson now lives in Greensboro, where he is Pastor of Equipping (Christian Education) at Mt. Zion Baptist Church, one of the largest churches in the state of North Carolina. Robinson is also the President and CEO of the Center for Champions, Inc., an after-school and summer enrichment program that he founded in 1993.

Robinson was inducted in the Hall of Fame on Sept. 26, 2003.



Wayne Robinson played for the Detroit Pistons in the early 1980s.

BIMBO COLES

TECH ALL-TIME GREAT

After dazzling Virginia Tech fans for four years, guard Bimbo Coles became the second Tech men's basketball player to have his jersey retired when the university honored him in a ceremony prior to his last home game on March 3, 1990. Coles finished his collegiate career as the leading all-time scorer in school and Metro Conference history and also set an all-time scoring mark for Division I players in the state of Virginia. He scored a total of 2,484 points during his four seasons and became the first player in Metro Conference history to lead the league in scoring three consecutive years. Coles burst on the national scene when he made the United States Olympic team in 1988. He played a leading role at point guard for that team which won the bronze medal in Seoul, Korea. Coles was a second-round pick of the Sacramento Kings in the 1990 NBA draft. Coles has played with a number NBA teams, including the Boston Celtics last season. He recently signed to rejoin the Miami Heat for the 2003-04 NBA season.

Bimbo Coles is the Hokies' all-time leading scorer.



Bimbo Coles (seen here against Michael Jordan) is Virginia Tech's only Olympian.

TECH ALL-TIME GREATS

ACE CUSTIS

TECH ALL-TIME GREAT

Ace Custis, one of the most popular athletes in Virginia Tech history, became the third men's basketball player to have his jersey retired when his career ended in 1997. Custis became the third player in Tech basketball to surpass the 1,000-mark in both points and rebounds. He finished with 1,706 points and 1,777 rebounds, joining Hall of Famers Chris Smith and Bill Matthews in that category. Custis made the all-conference team in two different leagues during his time at Tech. He was All-Metro Conference as a sophomore and was selected to the All-Atlantic 10 team his junior and senior seasons. During his senior year, he was a finalist in voting for the Boost/Naismith Award which goes to the National Player of the Year. Custis has played on NBA Summer League teams the last few seasons and now plays professionally overseas.



Ace Custis gets a fond farewell from Hokie fans in his final home game in Cassell Coliseum.



Ace Custis and the Hokies advanced to the second round of the 1996 NCAA Tournament.



Ace Custis is seventh on Virginia Tech's all-time scoring list and is third in career rebounding for the Hokies.



Ace Custis is interviewed following the Hokies NIT Championship in 1995.

DELL CURRY

TECH ALL-TIME GREAT


TECH ALL-TIME GREATS




All-American guard Dell Curry, who helped Virginia Tech to four postseason tournaments, became the first Hokie basketball player ever to have his jersey retired when the university honored him in a ceremony before his last home game on March 1, 1986. Curry was a three-time All-Metro Conference choice for the Hokies and was named the Metro's Player of the Year in 1986 after leading the league with a 24.1 scoring average. He finished his Tech career with 2,389 points, which was a school record at the time. Curry earned first-team All-America honors from The Basketball News, second-team recognition from The Associated Press and the Basketball Writers of America, and third-team honors from United Press International and the Helms Foundation. During the summers of 1984 and 1985, the 6-5 sharpshooter played on U.S. All-Star teams that competed abroad in Jones Cup play. Following his senior season, Curry was a first-round draft pick of the NBA's Utah Jazz. Curry retired from the NBA last season, after a long career in which he was one of the top shooters in the league. Last year, he was featured in *USA Today* due to his involvement in numerous community and charity causes.



Dell Curry is second in career scoring at Virginia Tech and is the all-time leader in steals for the Hokies.



Curry was a McDonald's All-American as a high school senior (shown here with coaching legend John Wooden).



Curry has always been one of the most popular Hokies for fans of all ages.



Curry played in the NBA for 15 seasons and is the Hornet's all-time leading scorer.

TECH ALL-TIME GREATS

ALLAN BRISTOW

TECH ALL-TIME GREAT

Allan Bristow, a scrappy forward who paced the Hokies to the National Invitation Tournament championship in 1973, became the fourth Virginia Tech basketball player to have his jersey retired. Bristow scored in double figures during every game of his Tech career and still holds the Hokies' single-game scoring mark of 52 points. He finished as Tech's all-time scoring leader in 1973 with 1,804 points and still stands fifth on the list. He holds Tech records for career scoring average, most points in a game, consecutive double-figure scoring games and most field goals in a game. After 10 years as a player in the NBA, Bristow went into coaching, including a stint as the head coach of the NBA Charlotte Hornets. His jersey was retired on Oct. 17, 1998, at the Temple homecoming football game, commemorating the 25th anniversary of the 1973 NIT team. This past off-season, he returned to the Hornets' organization as the team's assistant general manager.




Bristow waves to Hokie fans during a parade through downtown Blacksburg.



Allan Bristow was introduced as the assistant general manager of the New Orleans Hornets this summer.



Bristow and John Shumate of Notre Dame battle for a loose ball in the 1973 NIT Championship game in Madison Square Garden.



Bristow admires the lockerroom tribute to his Tech playing career in the Bill Foster Basketball Lockerroom.

DON DEVOE

TECH COACHING GREATS

COACHING GREATS

To many Hokie fans, it will remain the most important event in Virginia Tech basketball history. In 1973, the Hokies shocked the basketball world by defeating New Mexico, Fairfield, Alabama and Notre Dame to win the NIT. The win over the Irish in the finals was capped by a buzzer-beating jumper by Bobby Stevens to win the game in overtime, 92-91.

The coach of the Hokies was Don DeVoe, in just his second season in Blacksburg. DeVoe took a group of experienced players in his first season, built upon that foundation by teaching strong fundamentals and put the Hokies on the basketball map.

"I was fortunate at the age of 29 to be named the head coach at Virginia Tech," DeVoe said. "I was lucky to inherit five outstanding seniors. I give credit to those five seniors in being able to grasp what we were teaching and believing in what we were teaching. That first team laid the foundation for what we were to accomplish in the future."

DeVoe was fortunate to work with an outstanding staff, including future head coaches Sonny Smith (VCU, Auburn) and Jim Hallihan (East Tennessee State). A graduate assistant on those teams was Kevin O'Connor, currently the senior vice president of basketball operations of the NBA's Utah Jazz and father of Tech women's assistant basketball coach Katie O'Connor. That group was able to recruit an outstanding group of players that brought a lot of excitement to Blacksburg.

"My first staff, Sonny Smith and Jim Hallihan, were great at finding the type of kids we wanted in our program. They helped us establish the success that we had and we were fortunate to have them here," DeVoe said.

DeVoe coached the Hokies for five seasons, compiling an 88-45 overall record. He is the fifth-winningest coach in Tech history and is remembered for being the coach that got the Hokies started on the most prolonged and successful streak in the school's basketball history.

"When we left, we were able to leave behind an outstanding group of players and I know that Charlie Moir took those outstanding players and was able to continue the success at Virginia Tech."

"It was really exciting to see what was happening at Virginia Tech. It was exciting to see the people in the state get excited about Virginia Tech basketball and football. We enjoyed tremendous support from the students and the community. The NIT season, just about every game was a full house. It was an exciting time in Virginia Tech athletics."

— Don DeVoe



Don DeVoe and the Hokies celebrate the 1973 NIT Championship in Madison Square Garden.



The Hokies were 52-6 under Don DeVoe in Cassell Coliseum.



Don DeVoe coached Hokie great Allan Bristow at Virginia Tech.

CHARLES MOIR

TECH COACHING GREATS

Perhaps no era in Virginia Tech basketball was more successful and more exciting than the 11 years that Charlie Moir led the Hokies. An assistant coach under Bill Matthews and Howie Shannon in the 60's, Moir is Tech's all-time winningest coach. His teams won big games against the top teams in the nation.

Cassell Coliseum was a feared place to play and Tech was one of the top teams in the nation.

During Moir's time in Blacksburg, Tech won more than 64 percent of its games. Moir never had a losing record. In only three seasons did Tech fail to win at least 20 games, and two of those three seasons saw Tech win 19 games. The Hokies made seven post-season appearances, including four of the school's seven

NCAA trips. The Hokie also won the 1979 Metro Conference Tournament under Moir.

Great players dotted the rosters during Moir's term. The top four scorers in school history all played for Moir. Bimbo Coles, the only Olympian in Tech history was recruited by Moir. Moir coached the highest-scoring teams in Virginia Tech history.


"We had good success recruiting players including, Dell Curry and Bimbo Coles, who went on to successful careers in the NBA. Joining the Metro Conference, which had some ranked teams, helped with the recruiting."

— Charlie Moir


"The seats go way up there, and it feels like the fans are so close to the court. I know other coaches hate to play there. It felt like a great place, with tremendous fan support, and most nights it was rocking," Moir said.

Tech's biggest wins in Cassell Coliseum came under Moir. On Monday, January 10, 1983, Moir and the Hokies spoiled the day for Memphis State, as the Hokies knocked off the No. 1-ranked Tigers, 69-56, in a sold-out Cassell Coliseum. MSU had ascended to the top spot in the national polls earlier that day. Tech had other memorable wins under Moir, including a 76-72 victory over second-ranked and unbeaten Memphis State in 1986.


The names that played for Moir are among the best-known for Tech. Bimbo Coles, Dell Curry, Dale Solomon, Al Young, Perry Young, Bobby Beecher, and 2003 Virginia Tech Hall of Fame inductee Wayne Robinson were all vital parts of the great teams under Charlie Moir.



Charles Moir won almost 85 percent of his games in Cassell Coliseum.



Moir receives a bowling pin and a cake from son, Page, upon his 300th career coaching victory.



Prior to returning as head coach of the Hokies, Moir was an assistant to Howard Shannon at Virginia Tech.

BILL FOSTER

TECH COACHING GREATS

Bill Foster came to Blacksburg as a proven successful basketball coach. Everywhere he had coached, including Miami, Clemson and UNC Charlotte, Foster had won. But perhaps more importantly, Foster had won with grace and integrity. During his time in Blacksburg, he proved that class shines through.

Foster enjoyed many successes and milestones during his time at Virginia Tech. On Dec. 31, 1995 in New Orleans, the Hokies defeated Wright State, to give Foster his 500th coaching victory. During that season, Tech climbed to eighth in the polls and lost in the second round of the NCAA Tournament to eventual champion Kentucky. Tech finished the season ranked 22nd nationally.

The previous season had seen perhaps Foster's greatest accomplishment at Tech, as he led the Hokies to the 1995 NIT Championship. Tech defeated Clemson, Providence, New Mexico State, Canisius and Marquette to capture the school's second NIT title. During his six seasons at Virginia Tech, Foster amassed a 101-78 record with the Hokies and stands as the fourth-winningest coach in school history.

"The people here were special to work with, including Coach Beamer and President (Paul) Torgersen. The improvement we had over four or five years was amazing to see. NIT was a great experience, as well as getting an NCAA bid the next year," Foster said.

Foster has a connection to the current era of Virginia Tech basketball. Hokie head coach, Seth Greenberg, was a member of Foster's first staff at Miami. Greenberg gives much credit to his former boss and will rely on Foster's knowledge and experience in helping mold his new program in Blacksburg.


"Seth Greenberg is a bright young man who has built and developed outstanding programs at both Long Beach State and South Florida. He is a hard worker who has been a basketball person since he was old enough to dribble a ball. I don't know anything but positives about Seth Greenberg," Foster said.

"I was very fortunate that I had a lot of guys who weren't highly recruited, but became overachievers. A lot of those guys weren't interested in individual statistics, but the team stats. I just had a special group of over achievers."

— Bill Foster



Foster and his wife, Linda, arrive on the court to a thunderous ovation for his final home game.



Foster celebrates with his players after notching his 500th career coaching victory.



The basketball locker room and lounge at Virginia Tech is named in honor of Bill Foster.

Bill Foster remains a fan favorite of the Hokies.

WHERE ARE THEY NOW?

WHERE ARE THEY NOW?

These two pages contain a brief list of former Hokie players and what they are doing now, along with vignettes of two former players. Head Coach Seth Greenberg has made a point to reconnect with former Virginia Tech players. As the years go on, it is our hope that former Hokie athletes will drop us a note and keep us updated on their lives.

Former student-athletes interested in Virginia Tech Athletics are asked to contact Russ Whitenack, Director of the Monogram Club, at (540) 231-9156 or rwhitena@vt.edu.

BIMBO COLES

Hard work got Bimbo Coles to where he is today. During his four years at Virginia Tech, Coles worked hard both on and off the court. He used the total collegiate experience to improve as a person and as a player and that hard work has served him well since his graduation in 1990.

"I worked hard in my four years at Virginia Tech and took that to the NBA," Coles said. "I got better and better every year. I became a better person and matured quite a bit."

Still the only Virginia Tech U.S. Olympian, Coles left Blacksburg with a wealth of honors for his days on the court. He is the all-time leader in points scored, assists and free throws made at Virginia Tech and ranks second in three more categories. He was a second-round pick of the Sacramento Kings of the NBA and


has enjoyed a long career in the league, having recently signed to return to the Miami Heat.

"Virginia Tech was a terrific situation for me," Coles said. "I remember my visit to the campus. I loved the campus. We defeated No. 1 ranked Memphis State during my visit and I remember the fans and the crowd in Cassell Coliseum being so loud. Coming to Tech was a no-brainer."

His Tech experience has progressed off the court as well. He is in the movie theatre business with childhood friend and former Tech football player Brian McCall. Before the NBA season begins, you can often find Coles in his suite at Lane Stadium, supporting the Hokies. Coles has indeed taken hard work to great successes.



Vernell "Bimbo" Coles



Jim and David Jackson now play for the Diablos in SlamBall.

- | | |
|-----------------------------------|---------------------------------------------------------------------------------|
| Rick Alander1965-67 | Courier at Pinnacle Health, Dillsburg, Pa. |
| Jim Ashburner1946-49 | Retired, Division Manager, Blue Bell, Inc., Russellville, Ala. |
| Marshall Ashford1975-80 | Assistant Coach, William Fleming H.S., Roanoke, Va. |
| Bobby Beecher1982-86 | General Contractor, Roanoke, Va. |
| Barry Benfield1960-64 | Technical Sales Representative, Hickory, N.C. |
| Dean Blake1958-61 | Executive Director, Asphalt Industries of Kentucky, Frankfort, Ky. |
| Greg Brink1985-89 | Financial Analyst, Nike, Beaverton, Ore. |
| Allan Bristow1970-73 | Assistant General Manager, New Orleans Hornets |
| Fletcher Bryant, Jr. (mgr.) 1954 | Owner, Bryant Insurance Group, Virginia Beach, Va. |
| Don Brown1964-67 | Athletic Director, Forest Park H.S., Woodbridge, Va. |
| Leo Burke1952-53 | Retired, major league baseball, Leo Burke Contractor, Hagerstown, Md. |
| Harry Bushkar1942-46 | Retired, New England Financial, Roanoke, Va. |
| Brian Chase1999-2003 | Student, Virginia Tech |
| Bill Christman1960 | Artist, Sculptor, Rocky Mt., Va. |
| William Claypool1942 | Retired, Fort Worth, Texas |
| Ivan Cole1948-50 | Retired, Richmond, Va. |
| Bimbo Coles1986-90 | Player, Miami Heat, Miami, Fla. |
| Glen Combs1965-68 | Retired, Acosta Sales, Former ABA player, Roanoke, Va. |
| Dell Curry1982-86 | Founder, Dell Cury Foundation; Dir. of Basketball Operations, Charlotte Bobcats |
| Ace Custis1993-97 | Professional Basketball Player, Japan |
| Russell Davis1971-75 | Court Counselor, N.C. Dept. of Juvenile Justice, McLeansville, N.C. |
| Scott Davis1987-90 | Associate AD/Marketing & Compliance, VMI, Lexington, Va. |
| John Dixon1980-85 | President, US Industrial Piping, Kernersville, N.C. |
| Ron Everhart1980-85 | Head Coach, Northeastern University, Boston, Mass. |
| Sam Foggin1974-78 | Scout, Orlando Magic, Orlando, Fla. |
| Ed Frazier1970-74 | Vice President, Frazier Lumber Co., Altavista, Va. |

Shawn Good	1992-96	Outside Sales, New River Office Supply, Blacksburg, Va.
Myron Guillory	1994-98	Assistant Coach, Campbell University, Buies Creek, N.C.
Steve Hall	1990-93	High School Basketball Coach/AD, Detroit Rogers H.S., Detroit, Mich.
Tom Hanley	1963-66	Dean of Engineering, University of Louisville, Louisville, Ky.
Mickey Hardy	1980-82	Head Coach, William Fleming H.S., Roanoke, Va.
John Hillenbrand	1977-80	Chemical Engineer, Berwyn, Pa.
Ron Hilton	1958-59	Retired US Army Corp of Engineers, Jacksonville, Fla.
David Jackson	1994-97	Player, Slamball, Los Angeles, Calif.
Jim Jackson	1992-97	Player, Slamball, Los Angeles, Calif.
Malcome Jones	1954	Retired, Project Mgmt. Services, Greensboro, N.C.
Craig Lieder	1970-74	Property Manager, LTK Enterprises, Asheville, N.C.
Eddie Lucas	1997-99	Graduate School, Virginia Tech, Blacksburg, Va.
Loyd King	1968-71	President, LTK Enterprises, Asheville, N.C.
Steven McCloskey	1970-74	Attorney, Winston-Salem, N.C.
Mickey McDade	1963-65	Associate AD, George Mason University, Fairfax, Va.
Kyle McKee	1973-76	Design Engineer, ALCOA, Richmond, Ind.
Wayne Mallard	1965-68	Associate Superintendent, Prince William County Schools, Manassas, Va.
Troy Manns	1995-97	Assistant Basketball Coach, Radford University, Radford, Va.
Bill Matthews	1952-56	Retired, Virginia Tech Athletics, Blacksburg, Va.
Lee Melear	1960-63	Plant Manager, Dana, Corp., Ballwin, Mo.
Page Moir	1979-83	Head Coach, Roanoke College, Salem, Va.
Quinton Nottingham	1986-89	Assoc. Professor, Business Information Technolgy, Virginia Tech, Blacksburg, Va.
Calvin Oldham	1980-82	Assistant Men's Basketball Coach, University of Maine, Orono, Me.
Howard Pardue	1961-64	Director of Human Services, Claremont Univ. Consortium, Claremont, Calif.
John Payne	1969-73	Senior Associate, Hayes, Seay, Mattern and Mattern, Roanoke, Va.
Tic Price	1977-79	Head Coach, McNeese State University, Lake Charles, La.
André Ray	1996-2000	Property Management, KSI, Centerville, Va.
Wayne Robinson	1976-80	Pastor, Orator, Mentor, Motivator, Greensboro, N.C.
Jeff Schneider	1978-82	College Basketball Recruiting Service, Phoenix, Ariz.
Dave Sensibaugh	1972-76	Director of Employee Benefits, Eastman Kodak, Kingsport, Tenn.
Chris Smith	1957-61	Retired, Dow Chemical, Charleston, W. Va.
Reggie Steppe	1979-83	Services Coordinator, Univ. of Virginia Conference Services, Charlottesville, Va.
Bobby Stevens	1972-74	Head Basketball Coach, Rock Hill H.S., Rock Hill, S.C.
Terry Taylor	2001-2003	Professional, Latvia
Phil Thieneman	1974-77	President, Paul's Fruit Markets, Inc., Louisville, Ky.
Duke Thorpe	1973-77	Credit Analyst, Chrysler, Gastonia, N.C.
Charlie Thomas	1972-74	Head Men's Basketball Coach, San Francisco State University
Thomas Trice	1968-72	Teacher, Linkhorne Middle School, Lynchburg, Va.
Ted Ware	1965-68	Vice President & Sales/Marketing Mgr of Product Division, Albany, N.Y.
Damon Watlington	1992-96	Student, Virginia Tech, Blacksburg, Va.
Dan Wetzel	1966-69	Executive Director, Seneca Highlands I.U., Smethport, Pa.
John Wetzel	1963-66	Assistant Coach, Sacramento Kings
Tom Whitehead	1963-65	Owner, BT's Restaurant, Radford, Va.
Geoff Wiggins	1971-75	Partner in CPA Firm, Cary, N.C.
Phil Williams	1983-87	U.S. Marshall's Service, Roanoke, Va.



John Dixon scores two points in a big game against Memphis State.

WHERE ARE THEY NOW?

QUINTON NOTTINGHAM


Quinton Nottingham played guard for Virginia Tech from 1986-89. As a player, he learned important time management skills. "After joining the basketball team I learned the best time for me to work and the best time for me to play," he says. "I think for college kids today, learning the time at which you get your best work done is very important."

He describes playing at Cassell as "simply unbelievable" and feels like it was just an incredible place to play. "When I played in the Cassell, with the crowd constantly roaring, it always seemed as if I was jumping a little higher, moving a little faster ... walking on clouds."

Nottingham graduated from Virginia Tech with bachelor's and master's degrees, and earned a Ph.D., in statistics. He has worked for

the business information technology department since 1995 and was promoted to assistant professor with tenure in 2001. He teaches mostly Quantitative Methods I & II and his research is in nonparametric regression, data visualization and neural networks. He has had several academic publications in his field.


Nottingham is married to the former Jacqueline James, who is associate director in the admissions office. They have two children, Sir, 7, and Jacob, 6. He served three years as a color analyst on radio for the Hokies (during the time that his cousin, Ace Custis, played at Tech) and maintains a close relationship with the coaching staff. He also attends most of the home games. "Having been a student-athlete at Tech was a wonderful experience and it continues to be a rewarding opportunity for me."




Quinton Nottingham, Ph.D.

CHIEFS IN THE PROS

HOKIES IN NBA-ABA



Allan Bristow was named assistant general manager of the New Orleans Hornets in 2003 (above), 30 years after being drafted by the Philadelphia 76ers (below).



Dell Curry played 16 years in the NBA.

Bimbo Coles (above) is a member of the Miami Heat of the NBA.




Ron Perry played for the Minnesota Muskies of the ABA.




John Wetzel (l) is an assistant coach with the NBA's Sacramento Kings.

HOKIES DRAFTED BY THE NBA, ABA

Year	Name	Round	Team	Pick
1961	Chris Smith	2nd	Syracuse	5th in 2nd
1962	Bucky Keller	6th	Los Angeles	8th in 6th
1966	John Wetzel	8th	Los Angeles	7th in 8th
1967	Ron Perry	12th	Minnesota (ABA)	
1968	Glen Combs	5th 8th	San Diego Dallas (ABA)	1st in 5th
1969	Chris Ellis	5th 6th	Chicago Kentucky (ABA)	5th in 5th
1971	Loyd King	15th 7th	Milwaukee Memphis (ABA)	8th in 15th
1973	Allan Bristow	2nd 1st	Philadelphia Virginia (ABA)	3rd in 2nd (19th)
1976	Larry Cooke	3rd	Atlanta	12th in 3rd
1976	Russell Davis	6th	Detroit	4th in 6th
1977	Ernest Wansley	6th	Washington	17th in 6th
1978	Ron Bell	6th	Cleveland	13th in 6th
1979	Marshall Ashford	5th	Washington	20th in 5th
1980	Wayne Robinson	2nd	Los Angeles	8th in 2nd
1980	Les Henson	7th	Boston	last player in 7th
1982	Dale Solomon	3rd	Philadelphia	22nd in 3rd
1982	Jeff Schneider	5th	Houston	15th in 5th
1985	Perry Young	3rd	Portland	14th in 3rd
1985	Al Young	7th	San Antonio	13th in 7th
1986	Dell Curry	1st	Utah	15th in 1st
1986	Keith Colbert	3rd	Philadelphia	9th in 3rd
1986	Bobby Beecher	4th	Sacramento	21st in 4th
1990	Bimbo Coles	2nd	Sacramento	40th overall
1999	Eddie Lucas	2nd	Utah	58th overall



Wayne Robinson played for the Detroit Pistons of the NBA.



Dale Solomon was drafted by the Philadelphia 76ers in 1982.

99 CAGE SEASONS

A YEAR-BY-YEAR LOOK AT TECH'S RECORDS, COACHES AND CAPTAINS

99 CAGE SEASONS

Year	Coach	Record	Captain
1908-09	R. M. Brown	4- 2	J. L. Hughes
09-10	Branch Bocock	11- 0	F.H. Legge
10-11	Branch Bocock	11- 1	W. R. Legge
11-12	L. N. Keesling	6- 3	L. W. Reiss
12-13	Houston B. Hughes	5- 9	Houston B. Hughes
13-14	Branch Bocock	14- 5	M. C. Beckner
14-15	Branch Bocock	9- 4	J. F. Powell
15-16	Branch Bocock	12- 3	G. W. Cocke
16-17	H. P. Sanborn	17- 2	C. L. Logan
17-18	Charles A. Bernier	15- 5	B. T. Cocke
1918-19	Charles A. Bernier	18- 4	Bill Wharton
19-20	Charles A. Bernier	14- 4	George F. Parrish
20-21	W. L. (Monk) Younger	19- 5	P. C. Brooks
21-22	W. L. (Monk) Younger	14- 6	C. D. Rhodes
22-23	W. L. (Monk) Younger	13- 6	C. D. Rhodes
23-24	B. C. Cubbage	5- 13	E. C. Carroll
24-25	M. Buford Blair	6- 9	D. H. Rutherford
25-26	M. Buford Blair	3- 10	W. A. Payne
26-27	H. B. Redd	6- 8	W. A. Payne
27-28	Bud Moore	5- 11	M. N. Pearman
1928-29	I. E. Randall	4- 13	Joseph M. Brown
29-30	R. S. Warren	5- 14	John Ote Looney, Jr.
30-31	C. D. Rhodes	5- 10	C. B. Baker
31-32	Geo. S. Proctor	8- 9	H. J. Yaggi
32-33	W. L. (Monk) Younger	5- 10	E. J. Hall
33-34	W. L. (Monk) Younger	1- 15	Benny Palmer
34-35	W. L. (Monk) Younger	3- 16	D. T. Thomas
35-36	W. L. (Monk) Younger	5- 16	Joe Mottola
36-37	W. L. (Monk) Younger	6- 11	Joe Mottola
37-38	H. M. (Mac) McEver	6- 8	Charley Southern and Mel Henry
1938-39	H. M. (Mac) McEver	3- 14	S. C. Power
39-40	H. M. (Mac) McEver	4- 15	Keith S. Haff
40-41	H. M. (Mac) McEver	8- 13	Keith S. Haff
41-42	H. M. (Mac) McEver	10- 10	W. J. (Buddy) Henderson
42-43	H. M. (Mac) McEver	7- 7	Julius Rubin and Guy Crawford
43-44	H. M. (Mac) McEver	11- 4	Harry Bushkar
44-45	Geo. S. Proctor	6- 8	Harry Bushkar
45-46	Geo. S. Proctor	11- 8	Harry Bushkar
46-47	Geo. S. Proctor	13- 13	Joe Ruddell
47-48	G. F. (Red) Laird	14- 9	Crennie Reed
1948-49	G. F. (Red) Laird	10- 13	Bob Dickson
49-50	G. F. (Red) Laird	16- 9	Ted Bacalis and Bob Trombold
50-51	G. F. (Red) Laird	19- 10	Sumner (Tex) Tilsen, Dick Sayre and Gene Jones
51-52	G. F. (Red) Laird	4- 16	(none)
52-53	G. F. (Red) Laird	4- 19	John W. Cantrell
53-54	G. F. (Red) Laird	3- 24	William B. Matthews
54-55	G. F. (Red) Laird	7- 20	William B. Matthews
55-56	Charles W. (Chuck) Noe	14- 11	William B. Matthews
56-57	Charles W. (Chuck) Noe	14- 8	Clayton (Abe) Coates
57-58	Charles W. (Chuck) Noe	11- 8	L. Hemmings and D. Kuhn
1958-59	Charles W. (Chuck) Noe	16- 5	Terry Penn
59-60	Charles W. (Chuck) Noe	20- 6	Lewis Mills
60-61	Charles W. (Chuck) Noe	15- 7	Chris Smith
61-62	Charles W. (Chuck) Noe	19- 6	Bucky Keller and J. Fleischman
62-63	William B. Matthews	12- 12	Lee Melear and Calvin Jones
63-64	William B. Matthews	16- 7	Frank Alvis and Howard Pardue
64-65	Howard P. Shannon	13- 10	Mickey McDade
65-66	Howard P. Shannon	19- 5	John Wetzel
66-67	Howard P. Shannon	20- 7	Ron Perry
67-68	Howard P. Shannon	14- 11	Ted Ware
1968-69	Howard P. Shannon	14- 12	Stan Kerrick
69-70	Howard P. Shannon	10- 12	Loyd King
70-71	Howard P. Shannon	14- 11	Loyd King
71-72	Don DeVoe	16- 10	Charlie Lipscomb and Randy Minix
72-73	Don DeVoe	22- 5	Allan Bristow
73-74	Don DeVoe	13- 13	Craig Lieder
74-75	Don DeVoe	16- 10	(none)
75-76	Don DeVoe	21- 7	D. Sensibaugh and Phil Thieneman

Year	Coach	Record	Captain
76-77	Charles Moir	19- 10	Duke Thorpe and Phil Thieneman
77-78	Charles Moir	19- 8	Ron Bell and Sam Foggin
1978-79	Charles Moir	22- 9	Marshall Ashford and Tic Price
79-80	Charles Moir	21- 8	Wayne Robinson, Chris Scott, Les Henson and John Hillenbrand
80-81	Charles Moir	15- 13	Dale Solomon
81-82	Charles Moir	20- 11	Dale Solomon
82-83	Charles Moir	23- 11	Reggie Steppe and Perry Young
83-84	Charles Moir	22- 13	John Dixon and Perry Young
84-85	Charles Moir	20- 9	Perry Young and Al Young
85-86	Charles Moir	22- 9	Dell Curry, Bobby Beecher, Keith Colbert and Dave Burgess
86-87	Charles Moir	10- 18	Phil Williams
87-88	Frankie Allen	19- 10	Tim Anderson and Bimbo Coles
1988-89	Frankie Allen	11- 17	Wally Lancaster and Bimbo Coles
89-90	Frankie Allen	13- 18	Bimbo Coles and Greg Brink
90-91	Frankie Allen	13- 16	Antony Moses and David Herbster
91-92	Bill Foster	10- 18	Erik Wilson and John Rivers
92-93	Bill Foster	10- 18	Thomas Elliott and Steve Hall
93-94	Bill Foster	18- 10	Jay Purcell and Jimmy Carruth
94-95	Bill Foster	25- 10	Game captains
95-96	Bill Foster	23- 6	Game captains
96-97	Bill Foster	15- 16	Ace Custis
97-98	Bobby Hussey	10- 17	Shawn Browne and Myron Guillory
1998-99	Bobby Hussey	13- 15	Game captains
99-00	Ricky Stokes	16- 15	Game captains
00-01	Ricky Stokes	8- 19	Carlton Carter and Brian Chase
01-02	Ricky Stokes	10- 18	Carlton Carter, Mibindo Dongo and Joe Hamilton
02-03	Ricky Stokes	12- 17	Game captains



Head coach Don DeVoe (center) with his staff (l-r) Kevin O'Connor, Sonny Smith, and Jim Hallihan.

YEAR-BY-YEAR RECORDS 1908-2003

1908-09 (4-2)

hW	33-26	Emory & Henry
aW	36-10	Bluefield YMCA
hW	63-6	Rand. Macon Acad.
aW	22-10	Staunton M.A.
aL	12-28	W & L
aL	9-15	VMI
	175-95	

1909-10 (11-0)

hW	68-12	Davidson
hW	47-12	Emory & Henry
hW	26-21	Emory & Henry
hW	60-19	Rand. Macon Acad.
aW	60-16	Hampden-Sydney
aW	45-26	Lynchburg YMCA
aW	27-15	Staunton M.A.
aW	31-18	W & L
aW	37-14	VMI
hW	42-29	W & L
hW	70-15	Hampden-Sydney
	513-197	

1910-11 (11-1)

hW	87-4	Rand. Macon Acad.
hW	43-22	Emory & Henry
hW	27-11	Emory & Henry
hW	65-9	Roanoke College
hW	58-20	Tennessee
aW	62-8	Roanoke College
aW	29-26	Lynchburg YMCA
aW	53-8	Hampden-Sydney
aL	26-35	Lynchburg YMCA
aW	27-20	W & L
aW	35-18	VMI
hW	42-28	W & L
	554-209	

1911-12 (6-3)

hW	27-12	Emory & Henry
aW	53-14	Beaver H.S.
hW	94-33	Roanoke H.S.
hW	45-15	Wake Forest
nL	18-42	W & L
hW	37-28	UNC
hL	32-37	Trinity (Duke)
aW	21-19	Wake Forest
hL	22-23	Lynchburg YMCA
	349-223	

1912-13 (5-9)

aW	22-19	Beaver H.S.
aL	15-54	W & L
aL	16-33	VMI
hW	36-23	Emory & Henry
hW	46-18	Roanoke College
hL	15-31	W & L
hW	36-16	Rand. Macon Acad.
hW	48-12	Beaver H.S.
aL	15-44	Guilford
aL	9-29	UNC
aL	16-23	Trinity (Duke)
aL	24-34	Durham YMCA
aL	12-21	Wake Forest
nL	16-39	Wake Forest
	326-416	

1913-14 (14-5)

aW	28-14	Beaver H.S.
hL	30-41	Roanoke College
hW	37-20	Maryville
aL	15-51	Navy
aW	16-15	St. John's College
aW	26-17	Mt. St. Joseph
aL	28-54	Catholic U.
aW	46-16	Episcopal H.S.

aL	17-46	W & L
hW	16-15	Guilford
hW	32-11	Guilford
hW	36-20	Elon
hW	48-25	Emory & Henry
hW	41-9	Rand. Macon Acad.
hW	21-19	W & L
hW	58-14	King College
hW	29-24	Wake Forest
nW	27-16	VMI
aL	15-26	Roanoke College
	566-453	

1914-15 (9-4)

hW	39-14	St. Albans
aL	21-25	Georgetown
aW	40-20	Richmond
aW	31-19	N.C. State
aL	28-29	Rich. Howitzers
hW	52-5	Daleville College
hW	43-11	Emory & Henry
hW	29-19	Trinity (Duke)
hL	16-17	Elon
hW	32-19	N.C. State
nW	22-21	VMI
hW	48-16	Rand. Macon Acad.
aL	21-39	Virginia
	422-254	

1915-16 (12-3)

hW	65-18	Daleville College
hW	27-24	Cardinal A.C.
hW	27-10	Tusculum
aW	53-13	Beaver H.S.
hW	62-16	Church Hill A.C.
hW	30-14	Elon
hW	35-13	Elon
nW	44-27	UNC
aL	14-30	Virginia
aW	30-27	Georgetown
aL	28-31	Gallaudet
hW	23-14	W. Va. Western
hW	30-28	Wake Forest
hW	29-16	N.C. State
hL	19-25	VMI
	516-306	

1916-17 (17-2)

hW	53-9	Daleville College
hW	38-11	Hampden Sydney
hW	39-10	William & Mary
aW	29-14	Hampden-Sydney
aW	37-16	Lynchburg YMCA
hW	49-18	Rand. Macon Acad.
hW	54-8	Church Hill A.C.
hW	41-12	Emory & Henry
hW	59-2	Va. Christian
hW	32-13	W.Va. Wesleyan
aW	27-18	N.C. State
aL	23-31	UNC
aW	22-20	Elon
aL	24-26	Wake Forest
aW	53-28	Roanoke YMCA
hW	44-17	Tennessee
hW	31-12	Wake Forest
hW	30-22	UNC
aW	37-22	VMI
	722-309	

1917-18 (15-5)

hW	70-18	Daleville College
hW	53-9	Bridgewater
hL	19-23	Hampden-Sydney
hL	20-49	Davidson
aL	29-36	Hampden-Sydney

aL	15-35	Lynchburg YMCA
hW	45-42	Emory & Henry
hL	13-14	Elon
hW	30-13	Elon
hW	60-13	Eastern College
hW	40-23	Lynchburg A.C.
aW	23-22	Lynchburg A.C.
aW	34-29	Roanoke College
aW	29-10	W & L
aW	31-26	VMI
hW	46-16	Wake Forest
hW	34-15	Tennessee
hW	61-13	Va. Christian
hW	26-23	Roanoke College
hW	29-22	VMI
	707-451	

1918-19 (18-4)

hW	48-20	Roanoke YMCA
hW	57-11	Bridgewater
hW	40-16	Hampden-Sydney
hW	22-18	Roanoke College
hW	55-16	Daleville College
hW	71-16	Tusculum
aW	43-29	Lynchburg A.C.
nL	19-31	VMI
hW	46-16	Elon
hW	38-15	Elon
nW	37-15	W & L
aW	18-16	Catholic U.
aL	22-31	Georgetown
aL	24-28	Gallaudet
hW	20-17	Davidson
hW	31-18	Wake Forest
hL	13-14	Wake Forest
hW	28-22	UNC
nW	32-14	UNC
hW	37-20	VMI

nW	35-23	W & L
nW	30-24	VMI
	766-450	

1919-20 (14-4)

hW	59-29	Daleville College
aW	58-23	Roanoke YMCA
hW	67-8	Hampden-Sydney
aL	25-31	VMI
hW	26-18	Auburn
hW	35-19	Tusculum
hW	40-9	Tusculum
hW	59-11	Bridgewater
hL	19-34	W. Va. Wesleyan
hW	23-14	VMI
aW	37-18	Lynchburg A.C.
aW	31-26	Catholic U.
aW	34-17	Johns Hopkins
aL	21-26	Delaware
aW	52-37	Church Hill A.C.
nW	42-17	N.C. State
nW	27-15	W & L
nL	26-28	VMI
	681-380	

1920-21 (19-5)

hW	64-10	Daleville College
hW	25-22	Roanoke College
hW	51-5	Lynchburg College
aW	33-22	Roanoke YMCA
hW	35-7	Hampden-Sydney
hW	34-14	Roanoke College
hW	35-10	The Citadel
nW	25-9	W & L
aL	21-45	VMI
aL	26-32	Lynchburg Elks
hW	37-10	Emory & Henry
aW	31-12	Church Hill A.C.

COACHING RECORDS

(Listed in order of number of victories)

Name	Seasons	W	L	Pct.	Years
Charles Moir	11	213	119	.642	1976-87
Chuck Noe	7	109	51	.681	1955-62
Howie Shannon	7	104	68	.605	1964-71
Bill Foster	6	101	78	.564	1991-97
Don DeVoe	5	88	45	.662	1971-76
G. F. (Red) Laird	8	77	120	.391	1947-55
W. L. (Monk) Younger	8	66	85	.437	1920-23; 32-37
Branch Bocock	5	57	13	.814	1909-11; 13-16
Frankie Allen	4	56	61	.479	1987-91
H.M. (Mac) McEver	7	49	71	.408	1937-44
Charles E. Bernier	3	47	13	.783	1917-20
Ricky Stokes	4	46	69	.400	1999-03
G. S. (Gummy) Proctor	4	38	38	.500	1931-32; 44-47
William B. Matthews	2	28	19	.596	1962-64
Bobby Hussey	2	23	32	.418	1997-99
H.P. Sanborn	1	17	2	.895	1916-17
M. Buford Blair	2	9	19	.321	1924-26
L.N. Keesling	1	6	3	.667	1911-12
H.B. Redd	1	6	8	.429	1926-27
Houston B. Hughes	1	5	9	.357	1912-13
C.D. Rhodes	1	5	10	.333	1930-31
Bud Moore	1	5	11	.313	1927-28
B.C. Cabbage	1	5	13	.278	1923-24
R.S. Warren	1	5	14	.263	1929-30
R.M. Brown	1	4	2	.667	1908-09
I.E. Randall	1	4	13	.235	1928-29

YEAR-BY-YEAR RECORDS 1908-2003 (CONT.)

YEAR-BY-YEAR RECORDS

aW	31-25	Coll. Stars B'mre.
aW	37-24	West Virginia
aW	29-23	Penn State
aL	0-2	Delaware (forf.)
aW	26-20	George Washington
hW	31-15	Georgia Tech
hW	21-18	Trinity (Duke)
hW	29-19	Wake Forest
nW	23-19	W & L
nW	43-12	N.C. State
hL	11-26	VMI
nL	25-27	VMI
	723-428	

1921-22 (14-6)

hW	27-11	Marshall
hW	32-25	Lynchburg College
hW	33-13	Western Md.
aL	20-30	VMI
hW	37-10	Roanoke Elks
hW	40-14	Milligan College
hW	26-19	Tennessee
aW	29-17	Lynchburg Elks
aL	12-24	Richmond Takola
aW	29-28	Catholic U.
aL	33-35	George Washington
aL	14-62	Navy
hW	34-20	Morris-Harvey
nL	32-38	W & L
nW	26-25	VMI
hW	32-20	N.C. State
hW	48-21	Lenoir Rhyne
hW	38-16	Roanoke College
nL	22-26	Virginia
hW	27-19	VMI
	591-473	

1922-23 (13-6)

hL	20-28	Washington College
aW	27-18	King College
hW	35-20	Elon
hW	28-9	Hampden-Sydney
aW	22-19	VMI
hW	41-11	Concord St. T.
aL	7-31	W & L
hW	36-12	King College
hW	34-27	Roanoke College
hW	26-25	West Va. Wesleyan
hW	23-19	Carson Newman
nW	42-16	VMI
hL	33-34	Trinity (Duke)
hL	28-29	W & L
hW	38-16	Western Md.
hL	20-21	VMI
nW	22-18	Virginia
nW 20	26-23	Vanderbilt
nL 20	23-38	Chattanooga
	531-414	

1923-24 (5-13)

aL	14-41	Lynchburg College
hL	17-21	Morris-Harvey
aL	11-22	VMI
hL	10-37	Wake Forest
hL	25-33	Elon
nL	21-33	W & L
nL	16-32	Virginia
hL	15-37	Carson Newman
hW	30-29	William & Mary
nL	15-20	VMI
hW	24-12	King College
aL	17-29	W & L
aW	26-22	Transylvania
aL	14-36	Kentucky

aL	37-47	Centre College
aL	14-29	Marshall
aW	34-20	Morris-Harvey
hW	34-20	Roanoke College
	374-521	

1924-25 (6-9)

hW	39-21	Concord St. T.
hL	32-47	Wake Forest
aL	29-30	VMI
hW	33-28	King College
aL	18-26	W & L
hW	48-21	Morris-Harvey
aL	32-43	Virginia
hL	32-37	Carson Newman
hW	27-18	VMI
hW	42-19	Elon
hL	20-27	W & L
hL	29-40	Davidson
aL	32-48	Furman
aW	27-13	Clemson
nL	13-42	UNC
	453-460	

1925-26 (3-10)

hL	14-16	Concord St. T.
hL	17-19	Maryland
hL	19-23	Roanoke College
aL	30-43	W & L
hL	19-34	Virginia
hW	20-18	VMI
aL	23-24	Lynchburg College
aW	25-24	Richmond
aL	24-42	Catholic U.
aL	14-30	Maryland
hW	41-20	W & L
hL	20-27	Carson Newman
aL	19-26	VMI
	285-346	

1926-27 (6-8)

hW	33-29	King College
hW	40-22	Roanoke College
hW	26-24	Elon
aL	25-34	Virginia
aL	30-34	Roanoke College
aW	33-30	VMI
aL	32-36	UNC
aL	18-31	Duke
aL	24-29	N.C. State
hW	39-15	Lynchburg College
hL	23-39	W & L
hW	26-20	VMI
aL	40-46	W & L
hL	14-27	Virginia
	403-416	

1927-28 (5-11)

hW	30-10	King College
hL	20-29	Maryland
hW	30-29	Lynchburg College
aL	24-35	W & L
hW	39-26	Alabama
aL	26-35	Virginia
hL	11-29	VMI
nL	24-47	West Virginia
hL	31-34	Duke
hL	12-38	Virginia
nW	36-17	W & L
hW	37-14	Sewanee
aL	22-35	VMI
aL	26-36	Richmond
aL	10-30	Maryland
aL	33-57	Georgetown
	411-501	

1928-29 (4-13)

hL	29-36	Elon
aL	19-42	VMI
hW	26-25	Virginia
aL	25-44	W & L
aL	27-33	UNC
aL	27-44	Duke
aL	13-28	Davidson
hW	39-29	Maryland
aL	25-34	Virginia
hW	33-23	VMI
nL	27-49	West Virginia
hL	19-41	Davidson
hL	17-45	W & L
hL	25-26	Hampden-Sydney
hW	22-19	Carson Newman
hL	32-35	Marshall
hL	17-36	W & L
	422-589	

1929-30 (5-14)

aL	17-30	Roanoke College
hW	43-19	Roanoke College
hL	17-31	N.C. State
hW	35-29	Emory & Henry
aL	21-28	Virginia
aL	27-44	Maryland
hW	34-31	Virginia
hL	30-31	Elon
hW	39-35	VMI
hL	21-30	UNC
hL	23-27	Sewanee
hL	20-38	Davidson

aL	20-22	Davidson
hW	28-27	VMI
aW	39-21	Lynchburg College
aL	25-35	Virginia
aL	16-33	Maryland
hL	24-30	UNC
aL	30-31	VMI
hW	38-35	Emory & Henry
aL	24-37	W & L
hL	27-34	Sewanee
hL	17-37	W & L
	382-452	

1931-32 (8-9)

hW	27-26	Wake Forest
aL	26-38	UNC
aL	17-33	N.C. State
hW	37-20	Roanoke College
aL	18-28	W & L
hL	24-35	Virginia
aL	22-26	Virginia
aL	16-51	Maryland
hL	21-30	Maryville
hL	18-22	N.C. State
hL	20-31	UNC
aW	25-18	VMI
hW	35-18	Catholic U.
hW	22-16	W & L
aW	30-25	Roanoke College
hW	25-17	Marshall
hW	23-18	VMI
	406-452	



The 1908-09 team, the first Tech squad.

hW	44-32	William & Mary
hL	23-34	Maryland
aL	21-43	VMI
hL	20-35	W & L
aL	23-41	UNC
aL	18-41	N.C. State
aL	20-35	W & L
	496-634	

1930-31 (5-10)

hW	28-21	Virginia
aL	18-22	N.C. State
aL	17-39	Wake Forest
aW	31-28	UNC

1932-33 (5-10)

hL	20-40	Maryland
hW	34-31	W & L
aL	26-58	UNC
aL	18-46	N.C. State
aW	38-34	VMI
aL	21-37	Maryland
nL	30-36	Virginia
hL	25-45	N.C. State
hW	27-22	Davidson
hL	25-31	Duke
aL	32-40	Emory & Henry
hL	40-43	George Washington

aW 37-35 W & L
hW 27-15 VMI
nL 25-32 UNC
425-545

1933-34 (1-15)

hL 14-31 UNC
hL 24-29 Maryland
aL 25-37 Catholic U.
aL 19-40 George Washington
aL 32-34 Maryland
aL 21-42 UNC
aL 30-45 N.C. State
hL 14-34 Richmond
hL 28-32 Davidson
hW 22-19 VMI
hL 15-45 Duke
aL 31-47 W & L
hL 30-48 W & L
hL 30-46 N.C. State
aL 26-43 VMI
hL 20-27 Emory & Henry
381-599

1934-35 (3-16)

hL 25-42 Kroger Bl. Dev.
hL 9-29 UNC
hW 29-17 Roanoke College
hL 17-37 Richmond
aL 19-49 W & L
hL 24-29 Virginia
aL 17-29 N.C. State
aL 25-32 Duke
aL 13-29 UNC
aL 25-40 VMI
hW 30-24 William & Mary
hL 19-27 Duke
hL 22-29 W & L
hL 21-40 N.C. State
aL 20-40 Richmond
aL 26-42 William & Mary
aL 31-54 Virginia
aL 24-26 Roanoke College
hW 25-24 VMI
421-639

1935-36 (5-16)

hW 42-16 Roanoke YMCA
hL 13-27 Natl. Bus. College
hL 21-40 UNC
hL 28-36 William & Mary
hW 31-26 VMI
aL 23-24 Roanoke College
aL 18-50 W & L
aL 26-34 UNC
aL 28-44 N.C. State
aL 20-40 Duke
hL 44-46 N.C. State
hL 32-46 Clemson
hL 22-42 W & L
aW 26-15 Hampden-Sydney
aL 36-42 William & Mary
aL 26-30 Virginia
hW 35-30 Davidson
hW 27-23 Hampden-Sydney
hL 30-39 Roanoke College
aL 33-44 Natl. Bus. College
aL 36-38 VMI
597-732

1936-37 (6-11)

hW 36-29 William & Mary
hL 26-38 UNC
aW 28-27 Rand. Macon Acad.
aW 38-30 William & Mary
aL 22-32 Richmond
aL 30-52 W & L
aL 25-55 Catholic U.
aL 17-45 Navy
aL 22-30 VMI

hL 24-36 N.C. State
hL 24-38 W & L
nW 29-28 Virginia
aL 29-38 N.C. State
aL 25-41 UNC
nL 22-40 Virginia
hW 32-37 Richmond
hW 32-31 VMI
461-617

1937-38 (6-8)

hW 29-25 William & Mary
hL 32-38 UNC
hW 22-19 Richmond
aW 41-31 William & Mary
aL 22-25 Richmond
aL 34-52 W & L
aL 23-29 American U.
aL 35-42 Maryland
aL 38-43 Virginia
hW 28-35 VMI
hW 35-32 Virginia
hL 24-32 W & L
hW 52-45 Rand. Macon Acad.
aL 23-29 VMI
438-467

1938-39 (3-14)

hL 33-46 William & Mary
hW 32-31 Richmond
aL 35-46 Duke
aW 36-35 UNC
aL 29-66 W & L
aL 36-54 VMI
aL 16-45 Virginia
hL 31-47 Marshall
aL 26-44 Richmond
aL 30-57 William & Mary
hL 30-43 VMI
nL 40-55 Davidson
aL 35-52 N.C. State
hW 35-33 Rand. Macon Acad.
hL 25-39 Virginia
hL 26-31 Hampden-Sydney
hL 51-65 W & L
546-789

1939-40 (4-15)

nW 31-24 House of David
nL 25-46 UNC
hL 25-34 W & L
hW 33-18 Hampden-Sydney
aL 41-49 Maryland
aL 30-74 George Washington
hW 51-43 Natl. Bus. College
aL 22-42 W & L
hL 25-34 Virginia
hL 28-45 Marshall
aL 39-41 Richmond
aL 33-38 William & Mary
hL 28-35 Catawba
hL 32-41 Richmond
hW 40-32 VMI
nL 33-39 Natl. Bus. College
hL 29-49 William & Mary
aL 35-50 VMI
aL 27-42 Virginia
607-776

1940-41 (8-13)

aW 42-41 Langley Fld.
nL 38-39 Naval Trng. Sta.
aL 39-41 Apprentice School
hW 67-38 Naval Trng. Sta.
hL 51-54 William & Mary
nL 29-41 W & L
nL 35-49 Virginia
aL 30-37 W & L
aL 35-60 UNC
nW 57-41 Davidson

hW 54-35 N.C. State
hW 58-45 U. New Mexico
aL 35-36 Richmond
aL 50-52 William & Mary
aL 52-60 VMI
hL 31-33 VMI
hL 39-40 Virginia
hW 37-31 Richmond
aW 42-33 American U.
aW 48-39 Maryland
nL 37-54 George Washington
906-899

1941-42 (10-10)

aW 63-53 Emory & Henry
hW 50-38 Emory & Henry
aL 41-52 Naval Trng. Sta.
aW 59-44 Langley Field
aW 41-36 Apprentice School
nL 27-29 W & L
hL 29-34 William & Mary
hL 33-35 W & L
nW 42-25 Virginia
hW 55-27 Hampden-Sydney
nW 49-35 Citadel
aW 45-39 William & Mary
aL 39-44 Richmond
hW 28-26 VMI
hL 33-34 Richmond
aL 42-43 VMI
hL 36-58 Virginia
hW 57-42 Furman
aL 50-67 Duke
aL 43-54 N.C. State
862-815

1942-43 (7-7)

aW 39-38 Emory & Henry
hW 51-33 Emory & Henry
hW 49-34 William & Mary
aL 33-43 VMI
hL 35-38 UNC
hL 37-50 Bolling Field
aL 40-43 N.C. State
aL 70-78 Duke
aW 44-40 N.C. Pre-Flight
hW 42-37 W & L
nW 62-46 Virginia
hL 38-42 VMI
aL 25-55 William & Mary
aW 47-38 W & L
612-615

1943-44 (11-4)

aW 42-36 Emory & Henry
nL 55-63 Virginia
aL 29-60 N.C. Pre-Flight
aL 29-42 UNC
aW 31-26 Woodrow Wilson
aW 46-20 VMI
hW 46-24 Blackstone A.A.
hW 53-30 Woodrow Wilson
hW 39-17 VMI
hW 46-22 William & Mary
hW 44-24 Emory & Henry
aW 43-40 Apprentice School
aW 58-29 William & Mary
nW 38-34 Davidson
nL 24-39 UNC
623-506


1944-45 (6-8)

hW 57-34 Bridgewater
hL 34-39 Emory & Henry
hW 47-41 Concord State
hL 30-55 UNC
hL 34-44 Virginia
aL 28-60 UNC
hW 42-23 VMI
aL 40-55 Hampden-Sydney

aL 30-41 William & Mary
hL 27-37 Emory & Henry
hW 41-35 Hampden-Sydney
nL 41-48 Milligan
hW 57-55 Milligan
aW 57-34 VMI
565-601

1945-46 (11-8)

hW 60-19 Lynchburg College
hL 40-48 UNC
hL 52-62 Old Dominion
aL 29-57 Virginia
hW 58-28 VMI
aW 43-26 Woodrow Wilson
aW 40-33 Richmond
hW 48-24 VMI
hW 31-25 Richmond
aL 27-40 McGuire Gen.
hW 69-31 Roanoke College
aL 46-64 Old Dominion
aL 42-63 UNC
hW 51-45 William & Mary
hW 69-23 W & L
hL 48-57 George Washington
aW 59-45 Roanoke College
nW 2 39-33 George Washington
nL 2 38-44 Duke
889-767



Harry Bushkar was the Virginia Player of the Year in 1946.

1946-47 (13-13)

aW 52-41 Bristol YMCA
aW 53-42 Catholic U.
aL 45-48 American
aW 55-39 Quantico
hW 42-35 House of David
hW 67-25 Lynchburg College
hW 46-41 Roanoke College
hW 51-22 Emory & Henry
aW 53-52 VMI
hL 49-57 Maryland
hL 46-53 W & L
aW 51-40 Roanoke College
hL 52-58 Virginia
hW 60-50 Hampden-Sydney
aL 45-59 Richmond
aL 41-50 William & Mary
aL 40-52 Duke
aL 51-57 UNC
aL 60-75 Hanes Hosierey
hW 54-40 Richmond
hW 56-52 William & Mary
hW 47-41 VMI
aL 42-55 Maryland
aL 49-66 George Washington
aL 57-71 Hampden-Sydney
aL 54-74 W & L
1318-1285



YEAR-BY-YEAR RECORDS 1908-2003 (CONT.)

YEAR-BY-YEAR RECORDS

1947-48 (14-9)

nW 1	58-46	Old Dominion
aL	51-66	Georgetown
aL	53-57	Quantico
aW	48-42	Bristol YMCA
hL	31-39	UNC
hW	59-41	William & Mary
aW	54-49	Virginia
hW	44-43	Roanoke College
aL	45-52	Duke
aL	36-68	UNC
hL	58-60	George Washington
hW	71-49	Hampden-Sydney
aW	50-39	VMI
aW	51-46	Richmond
aL	42-46	William & Mary
aL	35-42	Roanoke College
hW	75-49	W & L
hW	55-48	Richmond
hW	57-43	Virginia
aW	57-55	Hampden-Sydney
aW	55-47	W & L
hW	59-51	VMI
nL 2	40-61	UNC
	1184-1139	

1948-49 (10-13)

aL	44-55	Roanoke Rebels
aL	49-65	Quantico
aL	37-54	George Washington
aL	51-60	Maryland
aL	48-56	Roanoke Rebels
hL	48-56	UNC
hW	56-46	Duke
hW	54-52	William & Mary
aL	58-66	W & L
aL	52-65	Duke
aL	59-78	UNC
hL	48-51	Richmond
hW	52-50	Virginia
aW	48-38	Roanoke College
aL	47-62	William & Mary
aW	52-47	Richmond
hW	66-53	VMI
aW	66-64	Virginia
hW	68-54	W & L
hW	64-55	Roanoke College
aL	58-64	Hampden-Sydney
aW	59-48	VMI
hL	66-68	Hampden-Sydney
	1205-1307	

1949-50 (16-9)

aW	70-57	Kane's Rebels
aL	58-72	Loyola College
aL	52-84	St. John's
aL	53-73	Long Island U.
hW	63-57	Maryland
hW	62-48	UNC
nL 27	56-60	Davidson
hW	78-48	Roanoke College
hW	71-59	George Washington
aW	58-39	Roanoke College
aW	64-50	Virginia
aL	69-73	W & L
aW	73-41	VMI
aL	53-66	UNC
aL	56-81	N.C. State
hW	61-51	Richmond
hW	75-53	Hampden-Sydney
hW	80-71	W & L
aW	74-39	Richmond
aL	50-64	William & Mary
hW	78-64	Virginia
hW	60-47	William & Mary

hW	78-58	VMI
aW	84-83	Hampden-Sydney
nL 10	42-67	N.C. State
	1618-1505	



Chris Smith is a charter member of the Virginia Tech Sports Hall of Fame.

1950-51 (19-10)

aW	83-63	Kane's Rebels
nL 11	50-57	Eastern Kentucky
hW	79-53	Little Creek Navy
hW	89-64	Norfolk Navy
aL	49-63	Duquesne
aL	65-73	St. Francis
aL	67-78	West Virginia
aW	71-61	Roanoke College
aW	79-74	Fort Meyer
aL	64-67	Quantico
aW	91-75	Hampden-Sydney
aW	60-59	Virginia
hW	94-81	Roanoke College
nW 1	68-64	South Carolina
aW	66-57	Maryland
aW	86-71	George Washington
hW	58-57	W & L
aL	66-114	N.C. State
aL	58-61	W & L
hW	79-72	West Virginia
aL	67-73	William & Mary
aW	86-76	Richmond
hW	85-60	VMI
hW	93-62	Virginia
hW	83-61	Richmond
hW	94-83	Hampden-Sydney
hW	82-77	William & Mary
aL	76-79	VMI
nL 2	61-64	Duke
	2249-1995	

1951-52 (4-16)

aL	43-95	Eastern Kentucky
aL	53-78	West Virginia
aL	64-78	Roanoke Rebels
aL	74-77	Roanoke College
aL	71-76	W & L
hL	74-88	George Washington
aL	70-84	Hampden-Sydney
aL	58-67	Davidson
aL	60-71	South Carolina
hW	90-62	Virginia
aL	70-83	Richmond
aL	79-85	William & Mary
hW	60-54	Richmond
nW 12	87-85	W & L
aW	73-54	VMI
hL	82-99	West Virginia
hL	76-86	William & Mary
aL	59-74	Virginia
hL	53-56	VMI
hL	82-83	Hampden-Sydney
	1378-1535	

1952-53 (4-19)

aL	75-84	High Point
aL	61-73	Elon
aL	57-113	Marshall
aL	42-83	Eastern Kentucky
nL 12	66-69	South Carolina
hL	55-92	West Virginia
aL	46-65	Maryland
aL	59-105	George Washington
hW	85-68	W & L
aL	95-108	Virginia
aL	62-86	West Virginia
aL	74-91	William & Mary
aL	54-86	Richmond
aL	74-76	W & L
hL	56-70	Maryland
hL	72-75	Furman
hW	83-67	VMI
hL	71-77	Richmond
hL	65-81	George Washington
hL	85-87	Virginia
aL	64-90	VMI
hW	75-74	William & Mary
hW	71-62	Davidson
	1547-1883	

1953-54 (3-24)

aL	55-82	Wake Forest
aW	68-61	Davidson
aL	75-103	Furman
aL	55-93	George Washington
aL	52-60	Maryland
nL 4	54-63	Richmond
nL 4	81-97	Virginia
aL	62-91	N.C. State
aL	45-82	Duke
hL	40-73	George Washington
hL	73-95	Virginia
hL	69-87	Davidson
aL	75-99	Richmond
aL	66-82	William & Mary
aL	68-111	West Virginia
hL	41-54	Maryland
hL	52-66	William & Mary
hW	65-62	W & L
aL	78-82	VMI
nL12	53-107	Duke
hL	61-83	Richmond
nL	51-96	N.C. State
nL13	67-101	West Virginia
aL	69-78	Virginia
hW	85-70	Citadel

aL	62-72	W & L
hL	63-64	VMI
	1685-2214	

1954-55 (7-20)

aL	71-78	Elon College
aW	91-69	Citadel
aW	98-87	Col. Charleston
aW	71-70	Davidson
aL	68-76	Lenoir-Rhyne
nW 4	88-77	Rutgers
nL 4	57-84	Richmond
nL 4	67-82	William & Mary
aL	82-98	West Virginia
aL	61-63	Richmond
aL	63-88	W & L
hL	68-70	Davidson
hL	69-75	William & Mary
aL	60-95	George Washington
hL	61-64	West Virginia
aL	87-125	Furman
aL	73-90	South Carolina
hL	58-60	Furman
hL	65-70	Richmond
aL	73-105	William & Mary
hL	67-82	W & L
hL	57-82	George Washington
aL	74-76	VMI
hL	59-107	Virginia
hW	88-53	Citadel
hW	78-70	VMI
aW	78-72	Virginia
	1932-2168	

1955-56 (14-11)

hW	105-53	Guilford
aL	68-85	Furman
aW	97-64	Citadel
aL	76-78	Davidson
aW	108-75	Guilford
nL 4	60-64	Seton Hall
nL 4	85-103	Virginia
nW 4	80-59	Rhode Island
aL	66-71	Virginia
hW	89-73	Davidson
hW	63-61	George Washington
aL	57-66	William & Mary
aW	60-49	W & L
aL	70-92	George Washington
hL	60-66	Richmond
hW	76-64	Virginia
aW	64-56	VMI
aL	62-84	West Virginia
hW	68-64	W & L
hW	73-71	Furman
aW	73-71	Richmond
hL	74-79	William & Mary
hW	103-47	Citadel
hW	95-56	VMI
nL 4	70-84	Furman
	1906-1729	

1956-57 (14-8)

hW	79-71	Richmond
aL	88-91	Furman
aW	72-68	Citadel (OT)
nL 21	55-56	Kentucky
nL 21	47-62	Alabama
hL	81-85	Furman
hW	83-72	Citadel
aL	70-72	William & Mary
aW	49-47	Richmond
hW	86-60	Davidson
nL 13	54-59	West Virginia
hW	70-56	Virginia

aW	83-67	George Washington
hW	66-56	W & L
hW	94-83	William & Mary
aW	54-46	W & L
hW	80-42	VMI
hW	82-63	George Washington
aW	82-70	VMI
aL	55-71	Davidson
nW 4	64-56	William & Mary
nL 4	54-68	W & L
	1548-1421	

1957-58 (11-8)

hL	62-72	Richmond
aL	54-55	Citadel (OT)
aL	58-65	Tulane
aW	70-59	Georgia Tech
aL	73-74	Richmond
aL	66-80	Virginia
aW	86-63	VMI
hW	96-60	W & L
aW	87-75	William & Mary
aW	64-51	Davidson
hW	102-76	Furman
hL	54-70	George Washington
aW	78-64	W & L
hW	90-58	Davidson
hW	75-44	Citadel
aL	72-76	George Washington
hW	72-68	William & Mary
hW	99-82	VMI
nL 4	61-79	William & Mary
	1419-1271	

1958-59 (16-5)

hW	85-73	Virginia
aL	70-78	Marshall
aW	95-80	Furman
nW 16	93-52	Spring Hill
nW 16	67-64	Centenary
nL 16	66-71	La. Tech (OT)
aW	69-60	Richmond
hW	86-81	George Washington
hW	105-24	W & L
nW 6	93-80	Marshall
hW	91-70	Davidson
aL	58-59	William & Mary
aL	78-81	VMI
hW	74-68	William & Mary
hW	76-69	Citadel
aW	94-63	Davidson
hW	104-66	Richmond
aW	91-84	George Washington
aW	78-51	W & L
hW	118-60	VMI
nL 4	67-85	George Washington
	1758-1419	

1959-60 (20-6)

hW	75-62	George Washington
aW	80-72	Virginia
nL 15	80-85	Marshall
nW 15	78-74	Tennessee Tech
aW	74-56	E. Tennessee St.
aL	57-62	Tulane
nW 21	82-61	Mississippi State
aW	73-65	Richmond
nW 6	79-72	Marshall
hW	96-51	Davidson
aW	92-91	William & Mary (OT)
aW	95-93	VMI (OT)
aW	89-78	Navy
hW	107-77	Furman
aL	59-77	Dayton
aL	46-48	Toledo (OT)
aL	90-105	George Washington
aW	84-75	Davidson
hW	82-66	William & Mary
aW	86-74	Citadel

hW	85-53	Richmond
hW	100-71	VMI
aW	100-87	Furman
aW	78-58	Richmond
nW 4	88-52	George Washington
nL 4	72-82	West Virginia
	2127-1817	

1960-61 (15-7)

hW	76-54	Richmond
hW	105-59	Davidson
nL14	73-76	Auburn
nW14	81-54	Baylor
nW19	106-75	South Carolina
aW	73-63	Citadel
aL	56-74	Alabama
hW	77-72	Furman
hW	78-63	VMI
aL	60-74	William & Mary
aL	72-83	West Virginia
aL	84-100	Wake Forest
hW	116-93	Citadel
aL	79-81	Richmond
aW	86-85	VMI
aW	99-77	George Washington
hW	85-67	William & Mary
aW	79-72	Davidson
hW	105-70	Virginia
hW	98-92	George Washington
aW	103-81	Furman
nL 4	83-84	George Washington
	1874-1649	

1961-62 (19-6)

aL	74-80	George Washington
aL	70-73	NYU
nW 14	70-65	Alabama
nL 14	63-77	Auburn
nW 22	79-78	Vanderbilt
nW 22	78-69	Florida
hW	91-67	Alabama
aW	97-75	VMI
aL	81-85	West Virginia
aW	63-49	William & Mary
hW	67-54	Richmond
aW	92-59	Virginia
hW	83-73	Tennessee
aL	83-89	Furman
hW	85-82	West Virginia
hW	111-86	East Carolina
hW	74-72	Furman
hW	87-81	Wake Forest
hW	104-65	William & Mary
hW	85-71	VMI
aW	76-69	Richmond
hW	91-75	George Washington
nW 4	101-83	Citadel
nW 4	70-66	VMI
nL 4	72-88	West Virginia
	2047-1831	

1962-63 (12-12)

aW	80-77	Kentucky
hW	76-88	Richmond
hW	77-71	William & Mary (OT)
hW	82-65	Mississippi State
aL	72-80	Vanderbilt (OT)
nL 22	72-73	Georgia Tech (OT)
nL 22	67-69	Rice
hW	71-63	Virginia
hW	74-70	VMI
aL	63-78	William & Mary
aL	63-76	Wake Forest
hL	61-66	Furman
aL	83-86	West Virginia
aW	75-73	Virginia
hW	79-75	George Washington
aW	77-66	VMI
hL	76-79	West Virginia

aW	90-72	Richmond
hL	61-64	Wake Forest
aL	73-82	George Washington
aL	64-70	Furman
hW	81-73	East Carolina
nW 4	74-72	William & Mary
nL 4	67-75	Davidson
	1758-1743	



Ron "Spider" Perry (22) was a key member of Tech's first NIT and NCAA Tournament squads in the mid-1960s.

1963-64 (16-7)

hW	77-53	Richmond
aW	93-77	Mississippi State
hW	81-75	Georgia
hW	72-64	LSU
hL	60-81	Tennessee
hW	83-76	George Washington
hW	62-60	Virginia
aL	89-96	George Washington
hW	75-65	Furman
hW	77-72	Wake Forest
aW	73-66	William & Mary
aW	90-88	UNC (20T)
hW	72-68	East Carolina
aW	78-62	Virginia
aL	87-96	Georgia
hL	73-81	West Virginia
aW	103-85	Richmond
hW	90-86	William & Mary (OT)
aL	82-85	Wake Forest
hW	79-54	Navy
aW	78-75	Furman
aL	77-79	West Virginia
nL 4	62-64	George Washington
	1813-1708	

1964-65 (13-10)

nL 42	63-98	Duke
nL 42	69-74	Pittsburgh
nL 42	84-99	Duquesne

hW	69-64	Vanderbilt
aL	74-75	Wake Forest
hL	53-72	Alabama
hW	104-75	Mississippi State
hL	90-94	Citadel (OT)
hW	73-56	Virginia
hL	85-86	Wake Forest
aW	89-75	William & Mary
hW	68-58	Richmond
hW	89-63	East Carolina
hW	104-81	Furman
hW	82-74	West Virginia
aW	94-74	Richmond
aW	102-82	Furman
hW	92-74	George Washington
aL	83-84	George Washington
hW	76-57	William & Mary
aL	72-127	West Virginia
nW18	103-63	Richmond
nL18	59-70	William & Mary
	1878-1775	

1965-66 (19-5)

nL17	79-112	Duke
aW	94-88	Purdue (OT)
hW	79-59	Mississippi State
hW	95-63	William & Mary
hW	91-88	Massachusetts
hW	72-62	Clemson
nW25	101-74	Texas A&M
nW25	91-90	Wichita
nL25	90-99	Oklahoma City
aW	76-69	William & Mary
hW	88-73	Richmond
hW	100-74	Pittsburgh
aW	82-75	George Washington
hW	83-64	East Carolina
aW	90-87	Clemson
hW	91-77	Toledo
aL	81-82	Richmond
aL	65-79	Virginia
hW	110-85	Wake Forest
aW	81-75	UNC
aW	67-61	Citadel
hW	82-61	George Washington
aW	90-83	Wake Forest
nL 24	73-88	Temple
	2051-1896	

1966-67 (20-7)

nW 18	85-71	Duke
hW	79-63	Purdue
aL	75-78	Wake Forest (OT)
hW	99-77	Eastern Kentucky
hW	76-61	Richmond
nW 22	67-65	Penn State
nL 22	73-92	Florida
aW	96-69	William & Mary
hW	82-70	Wake Forest
nW 18	74-68	Davidson
hW	91-62	East Carolina
hL	68-70	Clemson
aW	77-60	Pittsburgh
hW	100-65	Loyola (Md.)
hW	84-79	William & Mary (OT)
hW	78-70	George Washington
aW	89-71	Richmond
hW	87-47	Ohio University
aW	78-66	George Washington
aL	33-43	East Carolina
hW	87-80	Richmond
aL	78-110	UNC
hW	76-60	Virginia
aL	71-90	Toledo
nW 23	82-76	Toledo
nW 23	79-70	Indiana
nL 23	66-71	Dayton (OT)
	2130-1904	

YEAR-BY-YEAR RECORDS 1908-2003 (CONT.)

YEAR-BY-YEAR RECORDS

1967-68 (14-11)

nL 22	66-74	Duke
aL	76-89	UNC
aL	70-92	Alabama
hW	71-67	Wake Forest
nL 26	77-90	Yale
hW	75-59	NYU
nW 25	103-76	Idaho State
nL 25	64-97	Brigham Young
nL 25	61-76	Auburn
aW	74-65	Ohio U.
aW	84-82	Virginia
hW	90-70	William & Mary
aW	80-71	Richmond
hW	92-54	Loyola
aL	61-78	Villanova
aW	101-78	Clemson
hW	84-74	Eastern Kentucky
aL	76-81	Davidson
hW	76-65	Toledo
hL	70-80	UNC
hW	91-71	Richmond
aW	78-72	William & Mary (OT)
hW	77-71	Bowling Green
aL	79-120	Houston
aL	78-88	Tulane
aL	1954-1940	

1968-69 (14-12)

nL 17	76-87	Duke
nL 28	70-81	West Virginia
hW	77-74	Florida State
nW 19	83-72	William & Mary
nW 19	85-74	Virginia
nW 47	79-58	Delaware
nL 47	63-66	Baylor
aW	88-87	East Carolina (OT)
aW	75-60	William & Mary
hW	77-67	Richmond
aL	77-99	UNC
hW	77-46	William & Mary
hL	57-70	Villanova
hW	84-74	Appalachian State
aL	65-73	Eastern Kentucky
hW	86-75	Clemson
aL	76-105	Toledo
aL	77-83	Bowling Green
hW	67-54	UT Arlington
aL	71-79	Wake Forest
hW	68-64	Virginia
aL	77-78	Richmond
aL	71-79	Davidson
hW	79-76	Tulane
aL	77-82	West Virginia
hW	74-68	Houston
hW	1956-1930	

1969-70 (10-12)

nL 17	63-66	Duke (20T)
hW	76-65	William & Mary
hL	63-78	N.C. State
nL 29	79-84	William & Mary
nL 22	45-48	Florida
nL 22	55-57	Army
hW	69-59	Richmond
hW	57-53	Bucknell
aL	71-81	Virginia
aW	92-72	William & Mary
aW	66-59	Richmond
hW	91-74	Eastern Kentucky
aL	79-87	Clemson
aL	54-86	South Carolina
aL	73-83	Florida State
nW 28	76-75	West Virginia
hL	66-73	Davidson (OT)

hW	102-69	Loyola (Baltimore)
hW	94-78	Wake Forest
hL	79-83	Appalachian State
aL	70-98	UNC
hW	80-78	West Virginia
	1680-1678	

1970-71 (14-11)

nW 29	88-78	William & Mary
nL 29	59-68	Virginia
hW	89-66	Appalachian State
aL	87-94	N.C. State (OT)
aL	75-104	Duke
hL	76-78	South Carolina
nL 30	74-83	E. Tennessee St.
nW 30	77-57	Richmond
aL	81-92	Wake Forest
hW	93-74	Virginia
hW	87-77	George Washington
aL	73-74	Richmond (20T)
aL	79-86	Eastern Kentucky
hW	76-66	Clemson
hW	89-58	Richmond
aW	74-62	William & Mary
hW	91-63	William & Mary
aW	102-85	Tulane
aW	82-75	Tampa
nL 28	82-93	West Virginia
aL	53-56	Clemson
hW	86-80	Ohio University
hW	73-52	Kent State
hW	106-85	Georgia Southern
aL	95-104	West Virginia
	2047-1910	

1971-72 (16-10)

hW	83-58	Richmond
aL	60-93	UNC
hW	92-80	Appalachian State
aL	76-77	South Carolina
nW 1	82-54	Richmond
nL 1	56-57	VMI
nW 18	77-73	Rutgers
aL	73-83	Davidson
nL	73-83	Duke
aW	67-66	American
nL 30	62-66	Texas A&M (OT)
hW	70-60	Wake Forest
hW	81-79	Georgia Southern
aL	79-88	Ohio U.
aL	73-85	Clemson
aW	105-101	West Va. (30T)
hW	87-65	William & Mary
hW	48-44	Clemson
aW	82-65	Richmond
aL	85-107	Virginia
aW	90-69	William & Mary
hW	76-55	Tulane
hW	72-70	Loyola (Md.)
aW	70-63	Kent State
hL	82-83	West Virginia
hW	103-75	Eastern Kentucky
	2004-1899	

1972-73 (22-5)

hW	99-58	Appalachian State
nL	82-96	UNC
aW	98-77	William & Mary
hW	78-67	E. Tennessee St.
aW	67-62	Ohio State
hW	71-61	Richmond
aW 3	81-80	Old Dominion
nW 3	77-71	Stanford
aW	96-93	St. Bonaventure
hW	81-68	South Carolina
hW	100-90	Ga. Southern

aL	75-92	Florida
hW	127-92	William & Mary
hW	91-82	Florida State
aW	71-67	Wake Forest
aL	72-81	Eastern Kentucky
hW	102-89	Northern Illinois
aW	86-88	West Virginia
aL	93-94	Richmond (20T)
hW	117-89	George Washington
aL	74-89	Toledo
hW	87-83	Virginia
hW	76-53	West Virginia
nW 24	65-63	New Mexico
nW 24	77-76	Fairfield
nW 24	74-73	Alabama
nW 24	92-91	Notre Dame (OT)
	2309-2195	

1973-74 (13-13)

hW	62-51	VMI
aL	74-76	Auburn
aL	64-75	Alabama
hW	68-67	Ohio State
nL 18	78-83	UNC
hW	85-74	Florida
nL25	66-85	Houston
nL25	74-79	Weber State
nW25	102-66	Southwestern
hW	92-65	Eastern Kentucky
hW	77-75	St. Bonaventure
aL	80-85	Florida State
hW	82-80	West Virginia
hL	68-70	Oral Roberts
hW	72-68	Richmond
aW	75-74	Northern Illinois
hW	80-61	William & Mary
hL	58-64	Wake Forest
hW	80-69	Toledo
aW	72-54	William & Mary
aL	86-90	Richmond
aL	83-94	West Virginia
aL	71-82	South Carolina
hW	75-65	Mercer
aL	70-84	Virginia
aL	81-88	George Washington (20T)
	2064-2005	

1974-75 (16-10)

aW	96-64	VMI
aW	86-85	Florida
aL	72-75	Vanderbilt
nW 32	73-66	Austin Peay
hW	83-82	Auburn
aW	72-71	Ohio State
aL	63-84	Michigan
nW 33	88-77	Washington
hL	73-77	Alabama
hW	107-87	Vermont
aL	69-88	St. Bonaventure
hL	77-81	South Carolina
hW	74-73	Virginia
aW	87-86	West Virginia (OT)
hW	60-48	Fairleigh Dickinson
aW	83-69	Richmond
aL	69-76	William & Mary
aL	72-90	Wake Forest
aW	90-81	Eastern Kentucky
hW	87-74	DePaul
hW	106-79	Richmond
hW	101-75	William & Mary
hL	75-87	UNC
aL	81-85	Oklahoma City
aL	68-93	Oral Roberts
hW	78-68	West Virginia
	2090-2021	

1975-76 (21-7)

hW	94-67	Sewanee
hW	89-44	Akron
aL	75-88	UNC
hW	90-60	Florida
hW	112-71	Morehead State
nW 34	87-60	Oregon
aL	74-101	Indiana
hW	99-85	Vanderbilt
nW 1	115-74	St. Bonaventure
hW	112-67	Birmingham So.
aW	72-71	Memphis State
hW	114-80	West Virginia
nW 4	91-69	Virginia
hW	86-58	Jacksonville
nL 17	72-79	Duke
hW	108-82	Marshall
aL	81-78	West Virginia
hW	105-79	William & Mary
hW	87-66	Oklahoma City
hW	86-66	Ohio University
hW	80-73	George Washington
aW	50-48	William & Mary
aL	61-68	Marquette
aL	65-73	DePaul
hW	102-95	Wake Forest
aL	75-79	Virginia (20T)
aW	92-81	Syracuse
nL 23	67-77	Western Mich. (OT)
	2441-2039	



Duke Thorpe led the Hokies in scoring and rebounding in the 1976-77 season.

1976-77 (19-10)

hW	92-62	Marietta
hW	98-70	Charleston Baptist
aL	73-74	West Virginia
hW	84-77	Ohio State
nL 1	77-81	UNC
aW	76-75	Dayton

nL 35	78-108	Alabama
hW	92-55	Northern Illinois
nW 4	59-58	Richmond
nW 4	65-60	Virginia
hW	96-71	Texas Wesleyan
aL	82-94	St. Bonaventure
nL 36	50-55	Virginia
aW	74-68	Jacksonville
hL	70-77	Oral Roberts
hW	88-56	Fairleigh Dickinson
aW	84-81	Marshall
hW	99-79	Wisc.-Milwaukee
hL	78-86	West Virginia
aW	75-73	George Washington (OT)
hW	70-69	Memphis State
hW	89-74	Army
hW	122-70	Birmingham So.
aL	77-83	Ohio U.
aW	98-97	Wake Forest (OT)
nW 1	71-62	Virginia
hL	70-75	Marquette
hW 24	83-79	Georgetown
nL 24	72-79	Alabama
	2342-2146	

1977-78 (19-8)

hW	104-73	Ohio Northern
hW	111-71	Ohio Wesleyan
nW 4	86-76	Richmond
aW	84-75	Penn State
hW	88-66	New Hampshire
aW	76-75	Vanderbilt
hW	95-52	Brown
hW	81-79	George Washington
nL 1	79-86	Duke
hW	94-89	St. Bonaventure
hW	99-88	West Virginia
hW	85-70	Canisius
nL 1	62-66	Virginia
aW	70-68	Oral Roberts
aW	100-80	Samford
hW	77-69	Upsala
aL	70-71	South Carolina
hW	87-71	Syracuse
hW	109-75	Ark.-Little Rock
nL 18	68-83	N.C. State
nL 18	88-101	UNC
nW 4	71-63	VCU
nL 4	68-76	Virginia
hW	105-83	Ohio University
hL	74-88	Wake Forest
aL	88-89	West Virginia
hW	95-77	East Carolina
	2314-2060	

1978-79 (22-9)

hW	119-66	Buffalo St.
hW	101-68	Samford
nW 1	79-66	VMI
hW	84-59	William & Mary
aW	91-88	Old Dominion
nW 1	90-71	St. Louis
nW 1	81-69	Delaware
hW	77-60	James Madison
aW	62-60	New Orleans
hL	68-72	Cincinnati
aL	76-95	St. Bonaventure
aL	82-83	West Virginia
hW	83-68	Penn State
nL 4	78-93	Virginia
hW	100-80	Richmond
aL	72-82	Louisville
hW	113-51	CCNY
nL 18	88-97	N.C. State
nL 18	80-92	UNC (OT)
hW	91-85	Old Dominion
nL 1	72-78	Virginia
aW	55-49	William & Mary
hW	104-84	Ga. Southern

aW	76-75	Cincinnati
hW	73-61	West Virginia
aW	93-91	Richmond
nW 37	80-74	Cincinnati
nW 37	72-68	Louisville
nW 37	68-60	Florida State
nW 23	70-53	Jacksonville
nL 23	69-86	Indiana State
	2547-2284	



Calvin Oldham is one of the school's career leaders in field goal percentage.

1979-80 (21-8)

hW	87-62	Campbell
hW	101-88	Liberty Baptist
hW	82-72	E. Tennessee St.
nW 1	93-84	Miami (Ohio)
nW 1	67-62	Georgia Tech
nW 21	71-58	Tulane
nL 21	66-70	Mississippi
aW	66-61	St. Louis
hL	69-70	Memphis St. (OT)
hW	73-71	West Virginia (OT)
hW	89-61	New Orleans
nL 4	58-65	Virginia
aW	61-59	Cincinnati
aW	79-77	Florida State
hW	97-57	Cincinnati
aW	78-62	Ohio University
aW	68-64	West Virginia
nW 1	69-68	Tulane
hW	82-70	St. Bonaventure
aW	88-81	George Washington
hL	54-56	Louisville (OT)
hW	66-40	James Madison
aL	63-65	Memphis State (OT)
hL	72-77	Louisville
hW	78-76	Florida State

hW	99-73	St. Louis
nL 38	51-65	Cincinnati
aW 23	89-85	W. Kentucky (OT)
nL 23	59-68	Indiana
	2175-1967	

1980-81 (15-13)

hW	85-57	Johns Hopkins
hW	81-78	Richmond
aL	61-68	Mississippi St.
aW	72-68	E. Tennessee St.
nW 28	70-64	West Virginia
hW	72-70	Pittsburgh
hL	52-55	Texas A&M
aL	51-57	VCU
nW 4	83-79	Richmond
nL 1	51-64	Virginia
hL	43-51	William & Mary
hW	80-70	Florida State (OT)
aL	77-82	Cincinnati
aL	46-48	William & Mary (30T)
aL	60-70	Memphis State
aW	75-69	St. Louis
hW	91-67	Liberty Baptist
aL	70-92	Louisville
hW	92-67	George Washington
hL	66-71	Louisville
hW	84-69	St. Louis
aL	76-80	Florida State
aL	74-76	Tulane
hW	71-70	Memphis State
hW	96-75	Tulane
hW	115-92	Cincinnati
nW 38	72-66	Memphis State
aL	68-81	Louisville
	2034-1956	


1981-82 (20-11)

hW	116-64	Johns Hopkins
aW	93-72	George Washington
hW	76-60	William & Mary
aW	70-68	Richmond
hW	100-72	Old Dominion
hW	94-79	East Tennessee St.
hW	75-53	Mississippi St.
nW 22	75-70	Boston College
aW	102-83	Jacksonville
nL 1	67-75	West Virginia
hW	75-74	Louisville (OT)
hW	65-64	Tulane
hL	65-69	Florida State
hL	73-78	Memphis State
aW	78-76	Louisville
aW	83-75	St. Louis
aL	78-83	Memphis State
hW	76-64	Cincinnati
hW	101-76	VMI
nL 1	66-80	Virginia
aL	51-66	William & Mary
aL	51-52	Marquette
aL	81-87	Cincinnati
hW	112-76	St. Louis
aW	77-76	Florida State
aL	58-63	Tulane
nW37	106-92	Cincinnati
aL	70-71	Memphis State
hW	69-58	Fordham
aW	61-59	Mississippi
aL	73-90	Georgia
	2437-2225	

1982-83 (23-11)

hW	85-60	Augusta
hW	105-50	Univ. of Charleston
hW	88-62	Md. Eastern Shore
aW	71-53	Liberty Baptist
hW	86-66	Richmond
hW	122-73	South Carolina St.
hW	92-56	Appalachian St.

nL 39	86-88	Oklahoma (OT)
nW 39	53-49	Texas Tech
nW 39	70-57	Providence
hW	84-72	East Carolina
hW	79-45	Fredonia State
hW	74-69	Southern Miss.
hW	69-56	Memphis State
hW	70-69	Florida State
nL 4	64-74	Virginia
aL	45-64	Tulane
aW	77-64	Southern Miss.
hW	72-68	Marquette
aL	64-73	Memphis State
aL	86-90	West Va. (30T)
aL	62-65	Western Kentucky
hW	88-76	No. Carolina A&T
hW	84-81	Cincinnati
aL	73-76	Old Dominion
aL	78-82	Florida State
aW	72-54	VMI
hW	62-59	Tulane
hL	64-73	Louisville
aW	73-72	Cincinnati
nW 40	79-68	Southern Miss.
nL 40	73-79	Tulane
hW	85-79	William & Mary
aL	68-75	South Carolina
	2603-2297	



Guard Al Young's last-second tip gave Tech a victory over South Alabama in the 1984 NIT.

1983-84 (22-13)

hW	99-71	Md. Eastern Shore
hW	93-53	Towson State
nL 17	80-88	Wake Forest (OT)
nW 17	89-65	N.C. State
hW	77-60	George Washington
hW	122-61	VMI
hW	104-76	South Carolina
aL	56-61	Richmond
nW 4	86-62	Old Dominion
nL 1	64-74	Virginia
hW	83-63	Richmond
aW	70-53	Cincinnati



YEAR-BY-YEAR RECORDS 1908-2003 (CONT.)

YEAR-BY-YEAR RECORDS

aL	79-83	Louisville (OT)
aW	56-52	Tulane
hW	89-55	Southern Miss.
hW	69-51	Cincinnati
aL	62-63	Memphis State
hL	61-63	Tulane
aW	65-56	Southern Miss.
hW	76-74	Louisville
nW 4	56-54	Virginia
aL	67-69	South Carolina
hL	67-68	West Virginia
hW	89-69	Memphis State
aL	57-58	Florida State
aL	53-55	Richmond
hL	79-93	Florida State
nW 37	49-47	Tulane
nW 37	69-61	Louisville
aL	65-78	Memphis State
hW	77-74	Georgia Tech
nW 17	68-66	South Alabama
hW	72-68	Tennessee
nL 24	75-78	Michigan
nW 24	71-70	SW Louisiana
	2594-2292	

1984-85 (20-9)

hW	102-76	Old Dominion
hW	98-87	Univ. of Charleston
hW	91-46	Md. Eastern Shore
hW	108-65	South Carolina St.
nW 41	80-53	Iowa State
aL 41	75-86	Tennessee
hW	107-74	Rider
aW	65-63	West Virginia
nW 4	47-37	James Madison
aL	65-69	VCU
nL 9	59-67	Virginia
hW	92-67	No. Carolina A&T
hW	109-68	South Carolina
hW	85-71	Florida State
aW	72-68	Southern Miss.
aW	66-58	Tulane (OT)
hL	79-89	Memphis State
aW	81-61	Louisville
aL	82-91	Memphis State
hW	96-80	Southern Mississippi
hW	82-69	Cincinnati
hL	65-70	Louisville
hW	66-65	Tulane
hW	98-66	Morgan State
aW	87-75	Florida State
aW	78-67	South Carolina
aL	61-70	Cincinnati
nL 38	93-97	Florida State
nL 23	57-60	Temple
	2346-2015	

1985-86 (22-9)

nL 43	66-67	Michigan
nW 43	70-66	Chaminade
aW	90-81	Southern Cal.
aW	90-76	Old Dominion
hW	72-45	Coppin State
hW	78-52	VCU
nW 1	84-66	Virginia
aW	59-57	VCU
hW	76-69	West Virginia
nL 44	82-83	Miami Univ. (OT)
nW 44	95-67	American
hW	74-65	James Madison
hW	85-71	Western Kentucky
hW	88-72	Southern Miss.
aW	71-69	South Carolina
aW	73-65	James Madison
aL	104-107	Cincinnati (20T)

hW	79-75	No. Carolina A&T
hW	86-73	Florida State
aL	61-83	Memphis State
hW	71-67	Richmond
hW	76-72	Memphis State
aL	68-103	Louisville
hL	83-93	Louisville
hW	92-78	South Carolina
aW	88-73	VMI
aL	66-69	Southern Miss.
aW	92-84	Florida State
hW	83-71	Cincinnati
nL 38	76-77	Florida State
nL 23	62-71	Villanova
	2440-2267	

1986-87 (10-18)

aL	66-86	Old Dominion
hL	67-70	James Madison
aL	48-65	West Virginia
hW	67-65	Tennessee State
nL 22	60-82	Florida
aF	79-77	Jacksonville
nF 1	76-68	Wake Forest
nW 4	79-69	Richmond (OT)
nL 4	70-84	James Madison
hW	98-61	San Francisco St.
hW	99-68	VMI
hW	61-57	South Carolina
aL	72-78	Cincinnati
aL	62-77	Richmond
hW	85-72	Southern Miss.
aL	62-84	Louisville
aL	66-83	Memphis State
hL	65-70	VCU
hW	90-60	East Tennessee St.
hW	82-79	Florida State (OT)
hL	71-90	Louisville
hW	79-73	Cincinnati
nL 4	73-91	Virginia
aW	71-69	South Carolina
aL	77-89	Southern Miss.
aL	78-107	Florida State
hL	65-74	Memphis State
nL 38	66-83	Southern Miss.
	2034-2131	

1987-88 (19-10)

aL 45	85-88	Middle Tenn. St.
hW	101-73	Southern California
aW	85-73	E. Tennessee St.
aW	91-74	James Madison
nW 29	87-82	Georgetown
hW	110-65	Baptist College
aL	96-105	Missouri
hW	92-79	West Virginia
hW	97-71	Old Dominion
aL	77-80	South Carolina
hW	82-80	Memphis St. (OT)
hW	90-74	Marshall
aW	102-97	Cincinnati
aL	102-127	Southern Miss.
aL	84-97	VCU
hW	81-60	UNC Charlotte
hW	70-56	Radford
nW 1	66-64	Virginia
hW	88-87	Florida State
aL	99-107	Louisville
hW	141-133	So. Miss. (20T)
hW	79-62	South Carolina
hW	115-111	Cincinnati
hW	87-74	Richmond
aW	93-75	Marquette
hL	82-87	Louisville
aL	79-92	Florida State

aL	104-112	Memphis State
nL 37	81-92	South Carolina
	2646-2478	



Wally Lancaster scored 30 points in Tech's upset of Georgetown during the 1987-88 season.

1988-89 (11-17)

hW	101-65	Wofford
hW	96-75	William & Mary
hW	103-84	James Madison
aL	76-79	Alabama
aW	105-92	Old Dominion
aL	52-101	West Virginia
aL	57-87	Georgetown
nW 4	79-68	Richmond
aW	97-91	VCU
aL	104-108	Marshall
hL	90-93	Marquette
hL	73-82	Louisville
aL	83-91	Memphis State
hL	99-104	Missouri
nW 1	90-83	VMI (OT)
aL	78-91	Southern Miss.
nL 4	106-113	Virginia (OT)
hL	97-100	Florida State
aL	95-108	Louisville
hW	107-92	Southern Miss.
aW	84-76	UNC Charlotte
aL	70-81	South Carolina
hL	79-90	Cincinnati
hW	82-79	East Tennessee St.
aL	84-98	Cincinnati
hL	79-86	South Carolina
aL	97-117	Florida State
hW	78-73	Memphis State
	2441-2507	

1989-90 (13-18)

hL	73-77	Marshall
hW	83-62	UNC Asheville
hW	76-75	Alabama
aL	88-102	James Madison
aW	76-53	William & Mary

hW	75-68	West Virginia (OT)
aL	64-97	Georgetown
nL 39	89-100	Rutgers
nW 39	78-77	San Francisco
nL 39	84-89	Creighton
aL	77-97	Memphis State
hW	71-68	VCU (OT)
aL	85-87	Southern Miss.
aW	72-68	Tulane
hW	74-61	Liberty
hW	91-83	Old Dominion
hL	59-62	Cincinnati
nL 1	59-77	Virginia
hL	63-67	Florida State
aL	80-89	Maryland
aL	69-96	Louisville
hL	76-93	Southern Miss.
hW	95-77	Tulane
aL	82-86	Richmond (OT)
hL	78-97	Cincinnati
aL	80-94	Cincinnati
aL	80-93	South Carolina
aW	84-74	Florida State
hW	69-64	South Carolina
hW	87-74	Memphis State
nL 46	67-81	Southern Miss.
	2384-2488	

1990-91 (13-16)

hW	79-77	VMI
hW	91-89	James Madison
hW	66-64	William & Mary
aL	76-84	Old Dominion
aW	77-75	VCU (OT)
aL	70-88	George Washington
nW 4	82-79	Richmond
nL 4	58-73	James Madison
aW	92-89	Marshall
hW	81-66	Memphis State
hL	77-83	Tulane
hL	99-101	Southern Miss. (OT)
aL	67-83	South Carolina
aL	61-77	Cincinnati
nL 4	61-86	Virginia
hL	60-71	Florida State
aW	86-79	Louisville
aL	68-94	West Virginia
hL	56-61	Richmond
aL	79-91	Southern Miss.
aL	66-99	Tulane
hW	72-56	Louisville
hW	85-81	Cincinnati (OT)
hL	67-82	Maryland
aL	79-91	Florida State
hW	50-41	South Carolina
aW	82-79	Memphis State
nW 1	75-69	Cincinnati
nL 1	71-91	Florida State
	2133-2299	

1991-92 (10-18)

aL	51-84	Richmond
nL 4	59-68	California
hW	76-64	George Mason
aL	60-66	William & Mary
hW	73-71	George Washington (OT)
hW	93-64	Liberty
hL	65-66	West Virginia
nW 48	79-57	Florida
nL 48	51-63	Michigan
hW	78-62	Old Dominion
aL	53-62	UNC Charlotte
hW	73-72	VCU (OT)
aL	60-80	Tulane
aL	60-72	Southern Miss.

hW	57-44	East Carolina
hL	68-78	Louisville
aL	52-64	South Florida
nL 1	57-61	Virginia (OT)
aL	53-54	George Mason
hL	60-73	Southern Miss.
hW	89-73	Tulane
aL	60-63	VCU
hL	62-75	South Florida
aW	73-70	Liberty
hW	73-65	UNC Charlotte
aL	76-78	East Carolina (OT)
aL	59-79	Louisville
nL 38	52-70	UNC Charlotte
	1822-1898	



Thomas Elliott led the Hokies in scoring in the 1991-92 and 1992-93 seasons.

1992-93 (10-18)

hW	55-47	Western Carolina
nL 1	62-78	North Carolina
hW	91-71	UNC Asheville
hW	87-76	Morgan State
hW	76-67	East Carolina (OT)
aL	82-84	Southern Miss. (20T)
aL	72-84	Tulane
hL	56-65	UNC Charlotte
hW	74-62	South Florida
hW	80-55	Florida Atlantic
aL	61-71	Old Dominion
hL	65-71	Liberty
hL	65-76	Louisville
nW 4	59-53	Virginia
hW	70-66	William & Mary

hL	59-72	Tulane
hL	54-73	VCU
hL	44-57	Fla. International
hW	75-44	VMI
aL	50-77	South Florida
aL	49-66	East Carolina
aL	69-86	VCU
aL	70-74	West Virginia
hL	79-83	Southern Miss.
aL	61-82	Louisville
nL 49	80-89	UNC Charlotte
nW 38	64-55	Tulane
nL 38	71-85	VCU
	1880-1969	

1993-94 (18-10)

nW 50	63-58	West Virginia
hW	88-54	Coastal Carolina
hW	82-59	VMI
hW	86-59	UNC Greensboro
aL	52-85	Xavier
aW	80-61	East Tennessee St.
aW	115-87	Florida Atlantic
aW	87-65	Fla. International
hW	86-63	Tennessee
hW	68-58	Tulane
aW	69-65	Texas Christian
aL	76-95	Louisville
hW	81-65	Liberty
hW	67-55	South Florida
aW	95-79	William & Mary
hL	63-74	Louisville
hL	74-83	Southern Miss
aL	61-69	Tulane
aL	55-59	Southern Miss.
aL	75-81	VCU
hL	48-55	Marquette
hW	75-59	VCU
aW	65-40	South Florida
hW	63-55	UNC Charlotte
nL 1	61-70	Virginia
aW	61-57	UNC Charlotte
nW 46	65-64	VCU
nL 46	67-76	Louisville
	2028-1850	

1994-95 (25-10)

nW 51	69-62	Montana State
nW 51	87-81	Nebraska
nL 51	75-85	Illinois
hW	77-53	William & Mary
hW	82-55	Xavier
hW	110-75	VMI
hW	98-84	Texas Christian
aW	83-73	West Virginia
hW	86-64	East Tennessee St.
aW	73-64	Tennessee
hW	68-53	Delaware St.
aL	72-78	Tulane
aW	87-72	Southern Miss
hL	61-62	Louisville
hW	78-69	VCU
aW	57-54	Marquette
nL 17	76-87	North Carolina
aL	74-78	Louisville
aW	101-70	Liberty
hW	76-61	Southern Miss
hW	79-35	Florida Atlantic
aW	77-74	Wright St.
aL	66-68	South Florida
aL	60-71	UNC Charlotte
hW	70-66	Tulane (OT)
aL	57-62	VCU
hW	74-64	South Florida
nL 4	62-63	Virginia
hW	86-72	UNC Charlotte
nL 38	66-82	Southern Miss
hW	62-54	Clemson
aW	91-78	Providence



Jay Purcell led Tech in scoring during the 1993-94 season.

hW	64-61	New Mexico St.
nW 24	71-59	Canisius
nW 24	65-64	Marquette (OT)
	2640-2353	

1995-96 (23-6; 13-3 in A-10)

hW	93-49	Coastal Carolina
aW	71-66	William & Mary
hW	99-67	VMI
nL 52	72-85	Georgia
hW	68-62	West Virginia
nW 1	72-64	Virginia
nW 53	62-46	Wright St.
nW 54	76-60	UNC Charlotte
aW	88-69	Duquesne
nW 55	71-55	La Salle
nW 1	79-71	George Washington
hW	63-62	Dayton
aW	65-58	St. Bonaventure
aL	47-64	George Washington
hW	81-57	Fordham
hW	85-76	St. Joseph's
hW	74-48	UNC Greensboro
aW	72-66	Rhode Island (OT)
hW	69-63	Duquesne
aW	78-73	Xavier
hW	56-53	Liberty
hL	58-74	Massachusetts
aW	61-56	La Salle
aL	41-57	Temple
hW	70-61	Xavier
aW	73-54	Dayton
nL 56	71-77	Rhode Island
nW 23	61-48	Wisconsin-Green Bay
nL 23	60-84	Kentucky
	2036-1825	

1996-97 (15-16; 7-9 in A-10)

aW 57	101-73	Hawaii-Hilo
nL 57	56-63	Colorado
nL 57	68-92	Illinois
hW	83-41	East Tennessee St.
hW	63-45	Coastal Carolina
hW	66-50	UNC Greensboro
hL	57-60	Georgia
aL	65-76	West Virginia
hW	92-80	St. Bonaventure
aL	67-102	Xavier
aL	63-76	Duquesne
hW	71-46	William & Mary
aW	63-47	Massachusetts
hW	76-41	Georgia Southern
hL	52-73	Rhode Island

hW	57-46	La Salle
aW	59-47	Liberty
aL	50-68	St. Joseph's
aL	44-61	Wake Forest
hW	59-52	Dayton
hW	45-43	George Washington
aW	50-32	Fordham
aL	56-59	La Salle
aL	54-59	Dayton
hL	41-45	Temple
aL	52-69	George Washington
hW	76-62	Duquesne
nL 4	57-58	Virginia
hL	72-81	Xavier
nW 56	56-53	Fordham
nL 56	63-67	Rhode Island
	1934-1867	

1997-98 (10-17; 5-11 in A-10)

hW	71-55	Tennessee-Martin
aW	66-64	William & Mary
hW	80-47	Liberty
nL 18	73-74	South Carolina
nL 18	57-78	North Carolina
hW	79-72	Radford
hW	79-50	East Tennessee St.
hL	52-55	West Virginia
hL	65-73	VMI
aL	65-72	Duquesne
hW	72-61	St. Joseph's
nL 1	55-69	Virginia
aL	60-85	Dayton
aL	66-77	Xavier
aL	66-73	Rhode Island
hL	59-68	Massachusetts
hL	68-72	La Salle
aL	61-75	George Washington
hW	89-70	Fordham
aL	53-60	Temple
aW	69-68	St. Bonaventure (OT)
hL	63-74	Xavier
hW	54-53	Dayton
aL	64-74	La Salle
hL	50-64	George Washington
hW	93-79	Duquesne
nL 56	58-64	Massachusetts
	1787-1826	


1998-99 (13-15; 7-9 in A-10)

hW	59-50	William & Mary
hL	48-57	East Tennessee St.
aW	85-51	Liberty
hW	83-76	UNC Asheville (OT)
aL	57-62	UNC Charlotte
hL	47-52	Wake Forest
aL	68-69	West Virginia
hW	85-65	Coastal Carolina
hW	62-55	Winthrop
aL	40-55	Massachusetts
hL	67-80	Xavier
aL	66-78	St. Joseph's
aL	67-75	La Salle
hL	50-54	St. Bonaventure
aW	73-64	Dayton (OT)
aL	69-93	Xavier
nL 4	55-64	Virginia
hW	87-69	La Salle
aW	59-58	Duquesne
hW	77-75	George Washington
hL	67-76	Rhode Island
aW	79-75	Fordham (OT)
hL	48-78	Temple
hW	58-55	Dayton
aL	67-77	George Washington
hW	81-60	Duquesne
nW 56	74-63	Fordham
nL 56	51-64	Temple
	1829-1850	



YEAR-BY-YEAR RECORDS 1908-2003 (CONT.)

YEAR-BY-YEAR RECORDS



Brian Chase led the Hokies in free throw percentage in the 1999-2000 season.

1999-00 (16-15; 8-8 in A-10)

aW	59-57	William & Mary
aW	83-61	UNC Asheville
aL	53-68	East Tennessee St.
hW	60-52	UNC Charlotte
aW	65-46	VMI
hL	60-62	Radford
hL	61-62	Liberty
nW 51	79-71	Illinois State
nL 51	63-73	Auburn
nW 51	59-56	Louisiana-Lafayette
hL	58-61	West Virginia
aL	67-86	Xavier
aL	50-62	Dayton
hW	80-59	Duquesne
hW	82-72	George Washington
hW	82-61	Fordham
aL	46-66	Temple
nL 4	66-71	Virginia (OT)
hL	41-49	Massachusetts
hW	68-62	St. Joseph's
aL	64-71	La Salle
hW	78-67	Old Dominion (OT)
aL	54-61	St. Bonaventure
aW	65-61	Rhode Island
aL	68-71	George Washington
hW	73-65	Xavier
aL	50-70	Duquesne
hW	96-86	La Salle (OT)
hW	64-52	Dayton
nW 56	51-48	Fordham
nL 56	52-71	Temple
		1997-1980

2000-01 (8-19; 2-14 in BIG EAST East)

hW	92-68	VMI
hL	46-48	William & Mary
hL	48-64	Virginia
hL	56-61	Liberty
nW 58	65-61	Fairfield
aL	68-88	Syracuse
hW	66-53	Elon
hW	81-75	East Tenn. State (OT)
aW	59-56	Mount St. Mary's
aL	70-84	Chattanooga
hW	84-75	High Point (20T)
aL	64-89	St. John's
hL	83-85	Villanova (OT)
hW	85-74	Miami
aL	68-96	Georgetown
aL	74-86	Villanova
hL	60-75	Providence
hW	65-59	St. John's
aL	61-83	Boston College
aL	72-85	Connecticut
aL	61-86	Miami
hL	59-83	Boston College
hL	69-72	West Virginia
hL	46-61	Connecticut
aL	56-96	Providence
hL	61-85	Notre Dame
aL	51-70	Pittsburgh
		1770-2018

2001-02 (10-18; 4-12 in BIG EAST East)

hW	82-59	Mt. St. Mary's
hW	86-63	Rhode Island
aL	46-55	Old Dominion
hW	90-62	East Carolina
hW	79-56	Northeastern
aL	61-69	Virginia
hW	74-73	VMI
nL 38	63-66	Murray State
nL 38	78-80	Wis.-Milwaukee (OT)
hL	51-55	Western Michigan
hW	63-56	Radford
aL	49-78	Florida State
hL	74-86	Connecticut
hL	72-80	Seton Hall
aL	60-95	Connecticut
hL	68-77	Miami
hL	75-77	Villanova
aL	68-77	Boston College
aL	69-81	Syracuse
aL	77-84	Villanova
hL	63-72	St. John's
hW	76-73	Boston College
aL	69-77	Providence
aW	78-63	West Virginia
aL	63-73	St. John's
hW	69-64	Providence
hW	63-49	Rutgers
aL	77-83	Miami
		1943-1983

2002-03 (12-17; 4-12 in BIG EAST East)

nF 59	78-91	St. Bonaventure†
nW 59	65-53	Michigan
nW 59	58-45	Toledo
hW	69-61	American
hL	77-79	Wofford
hW	71-66	VMI
aL	52-60	William & Mary
aL	60-76	East Carolina
hW	71-64	Morgan State
aL	54-75	Western Michigan
hW	76-52	Towson
hL	69-76	Florida State
aL	81-92	Villanova (OT)
aL	65-83	Connecticut
hW	92-79	Providence
hW	73-55	Virginia
hL	59-62	St. John's
hL	71-95	Boston College
aL	58-89	Providence
hW	95-74	Connecticut
aW	71-54	St. John's
aL	65-85	Miami
hL	73-85	Georgetown
aL	69-87	Boston College
aL	76-98	Notre Dame
hL	62-75	Pittsburgh
hW	88-63	Villanova
hL	71-79	Miami
aL	67-71	West Virginia
		2036-2124

† Forfeited game to Virginia Tech due to use of an ineligible player.



Carlton Carter was the BIG EAST men's basketball scholar-athlete of the year for 2001-2002.

NEUTRAL SITES

1. Roanoke, Va.
2. Raleigh, N.C.
3. Lynchburg, Va.
4. Richmond, Va.
5. Staunton, Va.
6. Bluefield, Va.
7. Columbia, S.C.
8. Winston-Salem, N.C.
9. Norfolk, Va.
10. Durham, N.C.
11. Bristol, Va.
12. Wytheville, Va.
13. Fayetteville, N.C.
14. Birmingham, Ala.
15. Watauga Tourney, Johnson City, Tenn.
16. Gulf South Classic, Shreveport, La.
17. Greensboro, N.C.
18. Charlotte, N.C.
19. Big Five (Salem, Va.)
20. Southern Conference Tournament
21. Sugar Bowl
22. Gator Bowl
23. NCAA
24. NIT (Madison Sq. Garden)
25. All-College Tourney
26. Charlottesville, Va.
27. Statesville, N.C.
28. Charleston, W. Va.
29. Hampton, Va.
30. Fort Myer, Va.
31. Old Dominion Classic
32. Vanderbilt Tourney
33. Michigan Tourney
34. Indiana Tourney
35. Dayton Tourney
36. Hampton, Va.
37. Memphis, Tenn. (Metro)
38. Louisville, Ky.
39. Rainbow Classic (Hawaii)
40. Cincinnati (Metro)
41. Volunteer Classic
42. Steel Bowl (Pittsburgh, Pa.)
43. Hawaiian Airlines Classic
44. Miller Classic (Tampa, Fla.)
45. Big Apple NIT
46. Biloxi, Miss. (Metro)
47. Greenville, N.C.
48. Red Lobster Tournament (Orlando, Fla.)
49. Davidson, N.C.
50. USAir Arena (Landover, Md.)
51. San Juan, Puerto Rico
52. Jeep Eagle Classic (Atlanta, Ga.)
53. New Orleans, La.
54. Worcester, Mass.
55. Radford, Va.
56. Philadelphia, Pa.
57. Big Island Invitational (Hilo, Hawaii)
58. Carrier Classic (Syracuse, N.Y.)
59. Virgin Islands Paradise Jam (St. Thomas, V.I.)



Cassell
Coliseum

ATHLETIC FACILITIES

CASSELL COLISEUM - HOME OF THE HOKIES

Now in its 43rd season, Cassell Coliseum provides Virginia Tech basketball with one of the great home courts in the nation. Winning has been the norm in the facility since its opening in 1961.

Cassell Coliseum is constantly undergoing improvements. Three years ago, new state-of-the-art video screens were added and two years ago, each seat in the arena was refinished to a natural wood look. Prior to last season, the athletics department completed step one of a three step process to renovate and improve the ambulatory of the coliseum.

Restoration and sealing of the exterior concrete walls and buttresses of Cassell Coliseum took place in 1997. Roof repair was completed in the fall of 1996, with replacement of the roof surface and installation of structural access to the heating and lighting systems as well as installation of steel beams in the top of the arena.



The men's basketball team was given a gift from Pat and Sandy Cupp of Blacksburg, Va. The gift was used for renovation of the men's basketball locker room which is now the Bill Foster Basketball Suite, named after one of Tech's most successful men's basketball coaches.

Entering the 2003-2004 season, the Hokies have won 409 out of 528 games played in Cassell, for a winning percentage of .775.

During the 1994-95 season, Cassell was the site of high excitement as the Hokies hosted two of the National Invitation Tournament games, en route to the championship. The Hokies beat Clemson in a first-round game at the Coliseum, then scored an emotional 64-61 third-round win over New Mexico State, turning the arena into a madhouse.

The first basketball game was played in the Coliseum on January 3, 1962 as the Hokies routed Alabama, 91-67. The near-capacity crowd had to sit on the concrete floor to watch the initiation of the new building because the seats had not arrived.

There have been four perfect season records for the Hokies in Cassell: two 10-0 years (1961-62 and 1965-66), an 11-0 campaign (1972-73) and a 14-0 season (1975-76). The Hokies have lost only one game on their home court in 11 other years, including 13-1 records in 1977-78 and 1987-88.

State rivals have had little success playing the Hokies in Cassell, winning only 12 of 108 visits. Tech won both games against commonwealth of Virginia opponents last season.



On September 17, 1977, Virginia Tech officials and friends dedicated the Coliseum in honor of the late Stuart K. Cassell.

Adjacent to Cassell Coliseum is the Jamerson Athletic Center. Completed in 1982 and dedicated in the fall of 1983, it is named in honor of J.E. Jamerson and his son, William E. Jamerson, owners of the firm that built the building.

The complex contains administrative and coaching offices, athletic department accounting and business offices, team and coaches' meeting rooms, the Jim "Bulldog" Haren Weight Room and the Gordon D. Bowman Memorial Club Room on the top floor for Hokie Club members.

Prior to the 1988-89 season, a modern, spring-loaded playing floor was installed in the Coliseum. During the fall of 1989, the facility was upgraded with an improved lighting system in the arena.

Construction for the main portion of the Coliseum began in 1961. It was completed in December 1964, at a cost of \$2.7 million. Built by T.C. Brittain and Company of Decatur Ga., it houses a 10,052-seat basketball arena, locker rooms, two auxiliary gymnasiums, offices and other athletic facilities.

Although capacity crowds are a frequent occurrence in Cassell Coliseum, the largest crowd ever recorded was an overflow of 11,500 for Purdue on December 3, 1966.

YEAR-BY-YEAR IN CASSELL COLISEUM

<i>Season</i>	<i>Record</i>	<i>Att.</i>
1961-62	10-0	68,000
62-63	7-3	76,000
63-64	10-2	72,000
64-65	9-3	73,000
65-66	10-0	69,000
66-67	11-1	85,000
67-68	8-1	55,500
68-69	9-1	62,000
69-70	7-3	64,000
70-71	9-1	71,500
71-72	9-1	55,000
72-73	11-0	84,300
73-74	10-2	105,000
74-75	8-3	91,600
75-76	14-0	107,200
76-77	11-3	100,754
77-78	13-1	93,833
78-79	10-1	86,972
79-80	10-2	102,806
80-81	10-3	90,075
81-82	11-2	94,719
82-83	16-1	112,539
83-84	12-3	118,853
84-85	12-2	115,054
85-86	12-1	109,836
86-87	8-4	66,827
87-88	13-1	122,757
88-89	6-6	94,532
89-90	9-5	100,153
90-91	7-5	70,668
91-92	8-4	55,380
92-93	8-7	66,483
93-94	9-3	74,622
94-95	14-1	93,622
95-96	10-1	91,933
96-97	10-4	66,800
97-98	8-6	72,742
98-99	8-6	56,559
99-00	9-4	52,547
00-01	6-9	67,619
01-02	9-6	52,511
02-03	8-7	63,167
Totals	409-119	3,433,463



CASSELL COLISEUM



THE CASSELL ROCKS!




Game Day in Cassell Coliseum supplies tremendous excitement and a great environment to watch a game.

[Clockwise from top left] 1) With the best seats in the house, the Virginia Tech student section is a loud and rowdy bunch; 2) Fans of all ages root for the Hokies; 3) The Hokies registered a big win over arch-rival Virginia last season in Cassell; 4) When the Hokies enter the court, the Cassell Rocks! 5) Cheerleaders add to the excitement of the game; 6) The pep band is always entertaining in Cassell Coliseum; 7) The HighTechs performances are always fan favorites; 8) A full house makes Cassell Coliseum a tough place for visitors to play.





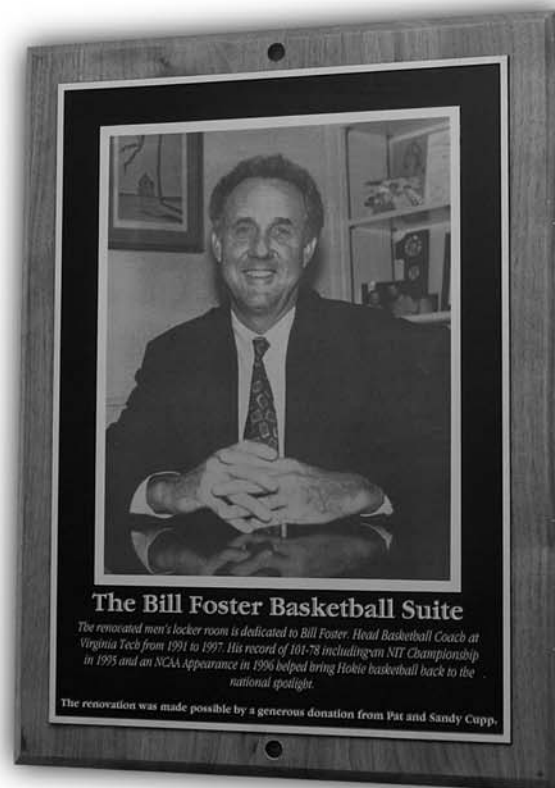
CASSELL COLISEUM



TECH LOCKER ROOM

THE BILL FOSTER BASKETBALL SUITE

Uirginia Tech players have the use of one of the best locker room facilities in the country — The Bill Foster Basketball Suite — donated by Pat and Sandy Cupp of Blacksburg, Va., in honor of Virginia Tech coaching great Bill Foster. It includes a spacious locker room, private restroom and showers, a players' lounge with stereo and large screen television, meeting area and foyer with lockers honoring former Hokie greats Allan Bristow, Dell Curry, Bimbo Coles and Ace Custis. The suite opens into the arena floor and also has an entrance across the hall from the Hokies' practice gym.



VIRGINIA TECH ATHLETICS - A SUCCESS STORY

The Virginia Tech Athletics program is one of great accomplishment and great excitement. Hokie fans are known as some of the top fans in the country and all Virginia Tech teams benefit from their support. Whether it's Michael Vick (bottom) being carried around Lane Stadium, the baseball team celebrating another win (right) or the golf team being honored for their third straight BIG EAST Championship and NCAA appearance (middle, left), Virginia Tech is a great place to compete. Game Day is exciting, regardless of whether it's a football game in Lane Stadium (middle, right), a soccer game in the new Virginia Tech Soccer Stadium, or the opening tip in Cassell Coliseum.



VIRGINIA TECH ATHLETICS





ATHLETIC FACILITIES

TECH'S FACILITIES

The swimming and diving teams compete in War Memorial Pool, located in the middle of campus

Cassell Coliseum — home to the basketball, wrestling and volleyball teams

The Merryman Center and Jamerson Athletic Center house the department offices as well as strength, training and academic support facilities

65,115-seat Lane Stadium is home to the Hokies' nationally ranked football team

Tech's soccer field, in the center of the athletic complex, has an outstanding new stadium in 2003

Rector Field House provides a full-size indoor practice facility and houses Tech's state-of-the-art indoor track

Tech Softball Field

English Field is home to the Tech baseball team

Tech's cross country course is located on the west side of campus

The golf team enjoys privileges at Tech's on-campus golf course and four other nearby courses


The tennis teams play on the south edge of campus at the Burrows-Burleson Tennis Center



The Merryman Center serves as the main entranceway to the Virginia Tech Athletic Department.



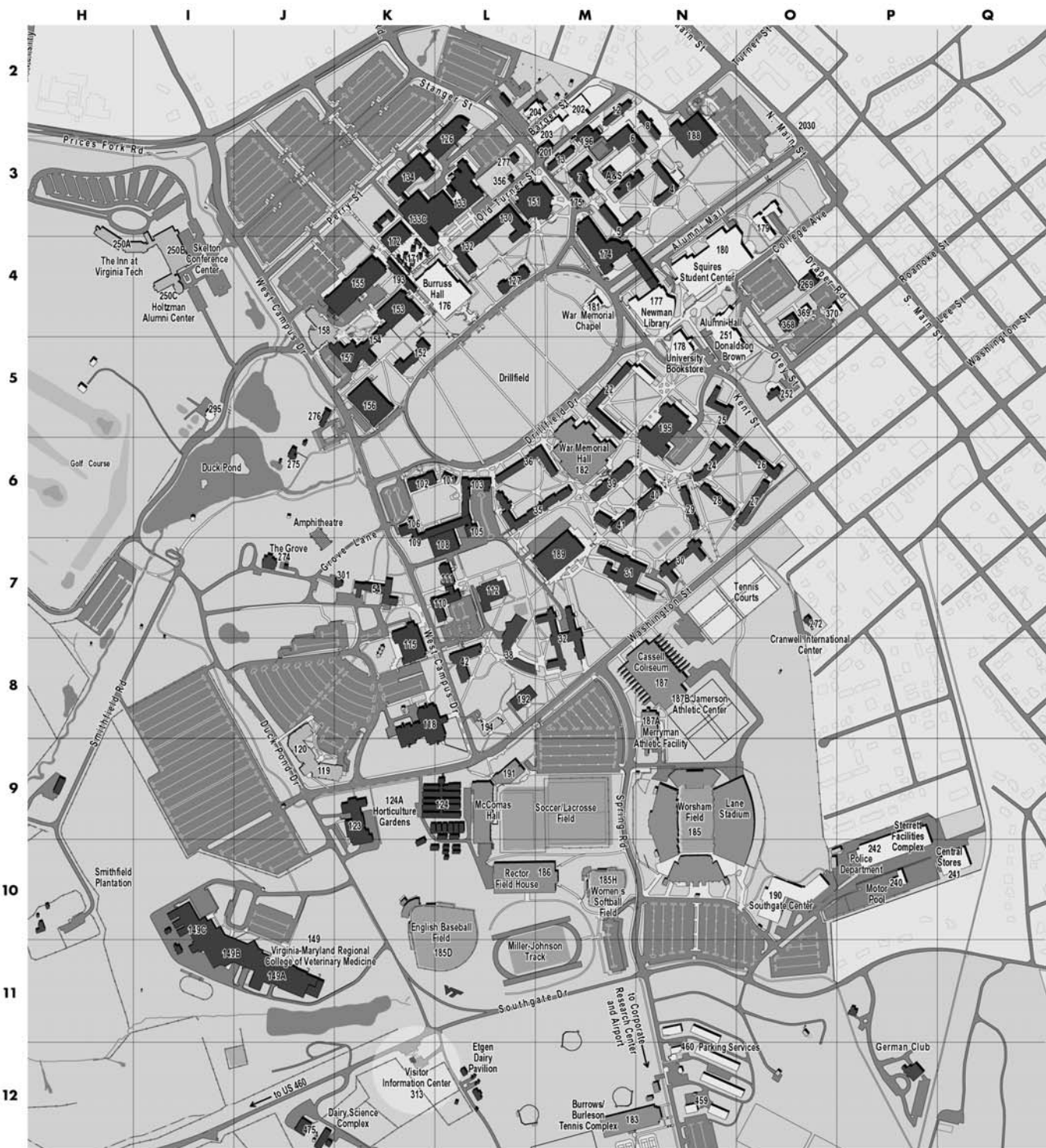
Tech's competition venues — such as 65,115-seat Lane Stadium (above), 10,052-seat Cassell Coliseum (left), English Baseball Field (below), and Tech Softball Park (bottom) — are among the best in college athletics.



Rector Field House provides an excellent place for Tech's athletic teams to practice indoors during inclement weather.



CAMPUS MAP



Academic Buildings
Athletic Facilities
Recreation/Community Facilities
Support Facilities
Research Facilities
Under Construction
Shuttle Service

- | | | | | | |
|----------------------------------------------------------------------------------------------------------------------------------------------------------------------------------------------------------------------------------------------------------------------------------------------------------------------------------------------------------------------------------------------------------------------------------------------------------------------------------------------------------------------------------------------------------------------------------------------------------------------------------------------------------------------------------------------------------------------------------------------------------------------------------------------------------------------|-------------------------------------------------------------------------------------------------------------------------------------------------------------------------------------------------------------------------------------------------------------------------------------------------------------------------------------------------------------------------------------------------------------------------------------------------------------------------------------------------------------------------------------------------------------------------------------------------------------------------------------------------------------------------------------------------------------------------------------------------------------------------------------------------------------------------------------------------------------|---------------------------------------------------------------------------------------------------------------------------------------------------------------------------------------------------------------------------------------------------------------------------------------------------------------------------------------------------------------------------------------------------------------------------------------------------------------------------------------------------------------------------------------------------------------------------------------------------------------------------------------------------------------------------------------------------------------------------------------------------------------------------------------------------------------------------|--------------------------------------------------------------------------------------------------------------------------------------------------------------------------------------------------------------------------------------------------------------------------------------------------------------------------------------------------------------------------------------------------------------------------------------------------------------------------------------------------------------------------------------------------------------------------------------------------------------------------------------------------------------------------------------------------------------------------------------------------------------------------------------------------------------------------------------------------------------------------------------------------------------------------|----------------------------------------------------------------------------------------------------------------------------------------------------------------------------------------------------------------------------------------------------------------------------------------------------------------------------------------------------------------------------------------------------------------------------------------------------------------------------------------------------------------------------------------------------------------------------------------------------------------------------------------------------------------------------------------------------------------------------------------------------------------------------------------------------------------------------------------------------------------------------------------------------------------------------------------------------------------------|-----------------------------------------------------------------------------------------------------------------------------------------------------------------------------------------------------------------------------------------------------------------------------------------------------------------------------------------------------------------------------------------------------------------------------------------------------------------------------------------------------------------------------------------------------------------------------------------------------------------------------------------------------------------------------------------------------------------------------------------------------------------------------------------------------------------------------------------|
| <ul style="list-style-type: none"> M-3 .A8S... Arts & Sciences Admin. Bldg. M-3 .001... Lane Hall N-3 .004... Rasche Hall M-3 .005... Brodie Hall N-2 .006... Shanks Hall M-3 .007... Major Williams Hall N-2 .008... Monteith Hall M-2 .012... Thomas Hall M-3 .013... Femoyer Hall M-5 .022... Eggleston Hall N-6 .024... Newman Hall N-5 .025... Vawter Hall O-6 .026... Barringer Hall O-6 .027... Miles Hall N-6 .028... Johnson Hall N-6 .029... O'Shaughnessy Hall N-7 .030... Lee Hall M-7 .031... Pritchard Hall M-8 .032... Ambler Johnston Hall M-6 .035... Slusher Hall L-6 .036... Campbell Hall | <ul style="list-style-type: none"> L-8 .038... Cochrane Hall M-6 .039... Payne Hall N-6 .040... New Residence Hall - East M-6 .041... Peddrew-Yates Residence Hall N-8 .042... Harper Hall K-7 .054... Hillcrest Hall L-6 .101... Sandy Hall K-8 .102... Price Hall L-6 .103... Hutcherson Hall M-5 .105... Smyth Hall K-6 .106... Saunders Hall L-7 .108... Seltz Hall K-7 .109... Agnew Hall L-7 .110... Engel Hall L-7 .111... Fralin Biotechnology Center N-6 .112... Cheatham Hall K-8 .115... Wallace Hall K-8 .118... Litton Reeves Hall J-9 .119... Biomimetics Phase I J-9 .120... Biomimetics Phase II J-9 .123... Food Science and Technology | <ul style="list-style-type: none"> L-9 .124... Greenhouses K-9 .124A... Horticulture Gardens L-2 .126... Durham Hall L-4 .127... Patton Hall L-3 .130... Holden Hall L-4 .132... Norris Hall L-3 .133... Hancock Hall K-3 .133C... Hancock Hall K-3 .134... Whittemore Hall J-11 .149... Virginia-Maryland Regional College of Veterinary Medicine J-11 .149A... William E. Lavery Health Research Center I-11 .149B... Richard B. Talbot Educational Resources Center I-10 .149C... Harry T. Peters Animal Clinic M-3 .151... McBryde Hall K-5 .152... Williams Hall K-5 .153... Pamplin Hall K-5 .154... Roberson Hall K-4 .155... Derring Hall | <ul style="list-style-type: none"> K-5 .156... Davidson Hall K-5 .157... Hahn Hall J-4 .158... Chemistry/Physics Building K-4 .171... Burchard Hall K-3 .172... Cowgill Hall M-4 .174... Torgersen Hall M-3 .175... Performing Arts Building L-4 .176... Burruss Hall N-4 .177... Newman Library N-5 .178... University Bookstore O-3 .179... Henderson Hall N-4 .180... Squires Student Center M-4 .181... War Memorial Chapel M-6 .182... War Memorial Hall N-12 .183... Burrows/Burleson Tennis Center N-8 .185... Lane Stadium/Worsham Field K-10 .185D... English Field M-10 .185H... Women's Softball Field L-10 .186... Rector Field House N-8 .187... Cassell Coliseum N-8 .187A... Meryman Athletic Facility | <ul style="list-style-type: none"> N-8 .187B... Jamerson Athletic Center N-2 .188... Shultz Hall M-7 .189... Dietrick Hall O-10 .190... Southgate Center L-9 .191... McComas Hall L-8 .192... Student Services Building K-4 .193... Burke Johnston Student Center L-8 .194... Career Services Building N-5 .195... Owens Hall M-2 .196... Art and Design Learning Center M-2 .202... Power Plant M-2 .203... Military Building O-2 .203O... Virginia Museum of Natural History M-2 .204... Air Conditioning Facility P-10 .240... Motor Pool Q-10 .241... Central Stores P-10 .242... Police Department P-10 .242... Sterrett Facilities Complex H-4 .250A... The Inn at Virginia Tech I-4 .250B... Skelton Conference Center I-4 .250C... Holtzman Alumni Center | <ul style="list-style-type: none"> N-4 .251... Alumni Hall O-5 .251... Donaldson Brown Hotel and Conference Center O-5 .252... University Club O-4 .269... Armory O-7 .272... Cranwell International Center J-7 .274... The Grove J-6 .275... Solitude J-5 .276... Wright House J-3 .277... Price House/Women's Resource Center I-5 .295... Golf Course Clubhouse K-7 .301... Wallace Annex K-12 .313... Visitor Information Center L-3 .356... Smith House O-4 .368... Architecture Annex O-4 .369... Media Annex P-4 .370... Media Building N-12 .459... Health and Safety Building N-12 .460... Parking Services J-12 .475... Dairy Science Complex |
|----------------------------------------------------------------------------------------------------------------------------------------------------------------------------------------------------------------------------------------------------------------------------------------------------------------------------------------------------------------------------------------------------------------------------------------------------------------------------------------------------------------------------------------------------------------------------------------------------------------------------------------------------------------------------------------------------------------------------------------------------------------------------------------------------------------------|-------------------------------------------------------------------------------------------------------------------------------------------------------------------------------------------------------------------------------------------------------------------------------------------------------------------------------------------------------------------------------------------------------------------------------------------------------------------------------------------------------------------------------------------------------------------------------------------------------------------------------------------------------------------------------------------------------------------------------------------------------------------------------------------------------------------------------------------------------------|---------------------------------------------------------------------------------------------------------------------------------------------------------------------------------------------------------------------------------------------------------------------------------------------------------------------------------------------------------------------------------------------------------------------------------------------------------------------------------------------------------------------------------------------------------------------------------------------------------------------------------------------------------------------------------------------------------------------------------------------------------------------------------------------------------------------------|--------------------------------------------------------------------------------------------------------------------------------------------------------------------------------------------------------------------------------------------------------------------------------------------------------------------------------------------------------------------------------------------------------------------------------------------------------------------------------------------------------------------------------------------------------------------------------------------------------------------------------------------------------------------------------------------------------------------------------------------------------------------------------------------------------------------------------------------------------------------------------------------------------------------------|----------------------------------------------------------------------------------------------------------------------------------------------------------------------------------------------------------------------------------------------------------------------------------------------------------------------------------------------------------------------------------------------------------------------------------------------------------------------------------------------------------------------------------------------------------------------------------------------------------------------------------------------------------------------------------------------------------------------------------------------------------------------------------------------------------------------------------------------------------------------------------------------------------------------------------------------------------------------|-----------------------------------------------------------------------------------------------------------------------------------------------------------------------------------------------------------------------------------------------------------------------------------------------------------------------------------------------------------------------------------------------------------------------------------------------------------------------------------------------------------------------------------------------------------------------------------------------------------------------------------------------------------------------------------------------------------------------------------------------------------------------------------------------------------------------------------------|



THIS IS TECH

VIRGINIA TECH

A RESEARCH UNIVERSITY IN ACTION

The top research institution in the commonwealth, Virginia Polytechnic Institute and State University is a comprehensive university of national and international prominence. Virginia's premiere land-grant university, Virginia Tech has grown from a small college of 132 students into the largest institution of higher education in the state during its 131-year history.

Recognizing that higher education is a key force behind the quality of American life, economic competitiveness, and our democratic form of government, President Charles W. Steger has challenged the university to become one of the country's top 30 research institutions by the end of the decade. Tech is currently ranked 49th in the nation.

Among recent research innovations, Tech teamed with Wake Forest University to establish the Virginia Tech-Wake Forest University School of Biomedical Engineering and Sciences to offer M.S. and Ph.D. degrees in biomedical engineering (BME) and to be the focus of collaborative research. The university's Virginia Bioinformatics Institute is leading the way in helping scientists merge computers and

biotechnology to sort through complicated genetic material to speed research. And the university's partnership with the University of Virginia and Carilion Health System to form the Carilion Biomedical Institute is improving health care worldwide and increasing economic development opportunities in Southwest Virginia.

In other areas, Virginia Tech has one of the most comprehensive and successful programs to support state and local economic development, according to a study conducted by the Southern Growth Policies Board and funded in part by the National Science Foundation. The study report, *Innovation U: New University Roles in a Knowledge Economy*, named the nation's 12 most successful universities in terms of outreach, economic development and technology transfer practices.

Virginia Tech was established in 1872 as an all-male military school dedicated to the original land-grant mission of teaching agriculture and engineering. Today, the co-educational institution, which operates a European studies center based in Switzerland and educational, research and

outreach/Extension facilities throughout Virginia, has recognized programs in music, business, architecture and the humanities, as well as its traditional strengths in the sciences, engineering and technology.

While participation in the Virginia Tech Corps of Cadets is now voluntary, the corps, which has approximately 700 cadets, remains a proud tradition of the university. Virginia Tech is one of only three public universities in the nation with a military component and a large civilian population.

Virginia Tech is organized into eight colleges – Agriculture and Life Sciences, Architecture and Urban Studies, Science, Pamplin College of Business, Engineering, Liberal Arts and Human Sciences, Natural Resources and Virginia-Maryland Regional College of Veterinary Medicine. Together, the colleges offer about 175 bachelor's, master's and doctoral degree programs to approximately 26,000 students, who hail from countries throughout the world.

The university's 2,600-acre main campus is home to more than 100 buildings, hundreds of research laboratories, the Donaldson Brown Hotel and Conference Center and an airport.





Adjoining the campus is the 120-acre Corporate Research Center, home to more than 100 companies and 1,800 employees who take advantage of the university's research and faculty expertise. Within five miles of campus is a 1,700-acre research farm.

Virginia Tech follows the dictates of its motto, *Ut Prosim* ("That I May Serve"), focusing on its land-grant missions of instruction, research, and solving the problems of society through outreach and Extension activities. Through the generation of new knowledge and the outreach mandate, the university disseminates practical knowledge through the classroom and to society as a whole. It is a university that puts knowledge to work.

Instruction

Eight colleges offer more degree programs than any other university in the state, with 62 undergraduate and 115 graduate programs. In addition, the university is one of the nation's leaders in integrating instructional technology into the curriculum, requiring all entering students to have a computer. The university's Math Emporium has been hailed as an innovative way to break the credit-for-contact model of classroom instruction.

Research

With annual research expenditures of about \$232 million and more than 100 research centers, Virginia Tech consistently ranks among the top institutions in industry-supported research and in the top 10 in the number of patents issued each year.

The university's faculty and students are involved in more than 4,000 research projects in fields ranging from biotechnology to nanotechnology, from the environment and energy to food and health, and from transportation to computing information.

TECH QUICK FACTS

- Eight colleges and a graduate school
- 60+ bachelor's degree programs
- 115 master's and doctoral degree programs
- 16:1 student-faculty ratio
- Main campus includes 100 buildings, 2,600 acres of land and an airport
- Computing and communications complex for worldwide information access
- Currently ranked 49th among the nation's research institutions
- Has adjacent corporate research park

STUDENT POPULATION

- The most popular majors for incoming first year students in the fall of 2003 were university studies, engineering, biology, business, computer science, psychology, communication, political science, architecture, and animal and poultry sciences.
- Eighty countries and 42 states, plus Washington, D. C., the Virgin Islands, and Puerto Rico are represented in the student population. Fifty-seven percent of the student population is male, while 43 percent is female.

MORE FUN FACTS ABOUT VIRGINIA TECH

- Just how big is Virginia Tech? There are 334 buildings consisting of 8,041,248 square feet under 100 acres of roof.
- It's a good thing students have 15 minutes to get to class. The campus, located on 2,600 acres, has 20 miles of sidewalks.
- With 8,681 students housed in 36 residence halls, Tech has the 14th largest housing program in the country.
- Creating a true global village, voice, video and high-speed Ethernet service is delivered to each room.
- Virginia Tech has the 11th largest dining program in the country, serving 17,000 students, faculty and staff 3.6 million meals per year.





Outreach


Virginia Tech is involved in a multitude of projects as part of its outreach mission. For example, it spawns economic development, helps global marketing efforts, investigates better uses for strip-mined land, helps clean the Chesapeake Bay and other state waterways, provides design and planning assistance to communities and directs reforestation in Senegal. University scientists developed the vaccine that is the standard for preventing brucellosis in cattle around the world.

Outreach efforts also focus on education and distance learning techniques — satellite videoconferencing, multimedia, interactive

video, interactive computer conferencing and web-based courses, for example — to meet the various needs of working adults and other nontraditional students. Professionals, organizations and communities also tap Virginia Tech's vast resources, expertise and research results through Continuing Education, which offers hundreds of programs annually.

Virginia Cooperative Extension, operated jointly in the commonwealth by Virginia Tech and Virginia State University, has been helping people improve their economic, cultural and social well-being for nearly 90 years. And while Extension has a long history of helping make America's agricultural powerhouse more productive and economical, it also does


important work — from helping people learn healthy nutritional practices to counseling families in financial distress — in the state's urban as well as rural areas. With 107 city/county offices, and more than 61,000 volunteers, more than one million participants benefit annually from Extension's non-formal educational. Extension has touched virtually every life in the state in some way.



WHAT IS A HOKIE?

That's the most often-asked question in Virginia Tech athletics. The answer leads all the way back to 1896 when Virginia Agricultural and Mechanical College changed its name to Virginia Polytechnic Institute. With the change came the necessity for writing a new cheer and a contest for such a purpose was held by the student body. Senior O.M. Stull won first prize for his "Hokie" yell which still is used today. Later, when asked if "Hokie" had any special meaning, Stull explained the word was solely the product of his imagination and was used only as an attention-getter for his yell. It soon became a nickname for all Tech teams and for those

people loyal to Tech athletics. The official school colors — Chicago maroon and burnt orange — also were introduced in 1896. They were chosen because they made a "unique combination" not worn elsewhere at the time.



DR. CHARLES STEGER UNIVERSITY PRESIDENT

Few people within the university community are unaware of Virginia Tech's national leadership aspirations. Setting his sights on joining the nation's truly elite universities, President Charles W. Steger laid down the challenge to become ranked among the top 30 research universities by decade's end and energized the university community in the process. "If you're not moving quickly forward, you might as well be standing still," he said when announcing the goal shortly after becoming president on Jan. 7, 2000.

The signature initiative of his administration likely will be the Virginia Bioinformatics Institute, an interdisciplinary research center formed by the convergence of computer science and biological research. Populated by world-class researchers, the VBI already has built a contract base of more than \$20 million. Harnessing and manipulating huge arrays of data, the VBI studies molecular, cellular, and environmental interactions that affect human health, agricultural systems and the environment.

Although state funding for operations continues to slide, the university currently oversees a mini building boom with \$268 million in construction underway. Among facilities under construction are Chemistry/Physics, Agriculture and Natural Resources, Bioinformatics, Hotel/Alumni/Conference Center, Student Services, Career Services, a dairy facility, and several classroom modifications. Steger had chaired the executive committee of the successful 2002 statewide bond campaign, which partially funds some of the building projects.

A registered architect and former dean of Tech's College of Architecture and Urban Studies, Steger was an architect of a different sort as the leader of the university's successful fund raising campaign. Under his leadership as vice president for development

and university relations, the Campaign for Virginia Tech raised \$337 million. Last year, the university raised a record \$70 million.



Steger's ties to Virginia Tech span four decades as a student, professor, dean, vice president, and now president. While on the faculty, he twice won teaching excellence awards. When he became dean of the college in 1981, he was the youngest architecture dean in the nation at 33 years of age.

Steger received his Bachelor and Master of Architecture and a Ph.D., in Environmental Science and Engineering from Virginia Tech.

JIM WEAVER DIRECTOR OF ATHLETICS

James C. Weaver, whose innovative ideas and work as a reformer have made him one of college athletics' most popular administrators, is the director of athletics at Virginia Tech.

Weaver, 58, was appointed on September 24, 1997 and has been a tireless leader in behalf of Tech athletics. In his years on the job at Tech, Weaver has taken steps to place increased emphasis on projects benefiting student-athletes.

Weaver is also committed to the continuing improvement of Tech's facilities.

To meet a growing demand for Virginia Tech football, Weaver spearheaded the construction of the south end zone project to expand seating capacity to 65,115 for the 2002 season. A north end zone addition was completed prior to the 2001 season. Future renovations are planned for the west side of Lane Stadium as well.

One thousand permanent seats and new restroom facilities are in use for the first time this season at Virginia Tech's regulation-size lighted field for men's and women's varsity soccer and women's lacrosse.

This year, Weaver represented the BIG EAST at the NCAA's Sportsmanship Summit and he is the BIG EAST AD representative on the Bowl Championship Series committee.


Weaver came to Tech from Western Michigan University where he was director of athletics from January, 1996 until he came to Blacksburg. Prior to that, he was AD for three and a half years at UNLV, where he reconstructed a troubled athletic department.

A native of Harrisburg, Pa., Weaver was a center and linebacker on Penn State teams coached by the legendary Rip Engle and Joe Paterno.

Weaver graduated from Penn State in 1967 with a bachelor's in psychology and rehabilitation education. He received a master's in college counselor education, also from Penn State, in 1968.

Weaver started a coaching career as an assistant at Penn State for six seasons. He later was the offensive coordinator at Iowa State and head coach for one season at Villanova in 1974. He also spent five years as an assistant professor at Clarion State and three years as director of franchise sales at Athletic Attic.

Prior to landing the athletic director's job at UNLV, Weaver spent nine years at the University of Florida, which was sanctioned by the NCAA in 1983. He was a strong force at Florida in the field of compliance and concluded his time there as associate athletic director.



Weaver and his wife Traci have four sons — Josh, Paul, Cole and Craig.

SENIOR STAFF



Sharon McCloskey
Senior Associate
Director of Athletics



David Chambers
Senior Associate AD
for External Affairs



Tom Gabbard
Associate AD
for Internal Affairs



Jon Jaudon
Associate AD
for Administration

MANAGEMENT STAFF



John Ballein
Associate AD for
Football Operations



Randy Butt
Associate AD
for Financial Affairs



Tim East
Assistant AD for
Marketing & Promotions



Pam Linkous
Human Resources
Manager



Tim Parker
Assistant AD
for Compliance



Carmela Smith
Administrative
Staff Assistant



Sandy Smith
Assistant AD for
Ticketing Services



Cara Walters
Director of
Game Operations

FAMILIAR FACES



Jean Ann Bailey
Secretary,
External Affairs



Margaret Brown
Secretary,
Internal Affairs



Matt Cox
Facilities Manager



Elaine Flippo
Sports Performance
Assistant



Kevin Hicks
Director of
Video Operations



Melissa Jones
Receptionist



Lester Karlin
Equipment
Manager



Larry Killough
Faculty Chairman
of Athletics



Dan Pressley
Facilities
Coordinator



Terrie Repass
Academic Support
Services Secretary



Brad Tilley
Coordinator of
Computer Services



Sandy Weber
Coordinator of
Academic
Compliance



Jeremy Wells
Marketing/Promotions
Coordinator



Joyce Wynn
Secretary,
Administration

ATHLETIC PERFORMANCE

There's much more to athletic performance than weight training. Always striving to stay on the cutting edge, Virginia Tech has combined strength and conditioning with nutrition and sport psychology to the benefit of its student-athletes. At Tech, these areas are part of the student-athlete's preparation – not just for game day, but also for life after college. Virginia Tech tries to provide the best services, facilities and support staff for all of its student-athletes, to make them better athletes and better people.

Strength & Conditioning

These days, college basketball is as much about strength and conditioning as it is about having outstanding athletes on your team. If you have both, your team will likely be successful.

Thanks to the direction of Assistant Athletics Director for Athletic Performance Mike Gentry, the Virginia Tech strength and conditioning program is among the best in the nation.

One of the main support centers of Tech basketball is the strength and conditioning program. The results of hard work by the staff and the student-athletes have paid huge

dividends for the Hokies in their ascent in college basketball.

The basketball team trains in the beautiful 17,000-square foot training center on the first level of the Merryman Athletic Center. The weight room facility features new free-weight equipment, a full line of Hammer Strength equipment, 12 platforms and a 6,000-square foot state-of-the-art speed and agility room.

Tech also has the use of a 10-by-40-yard sand pit located outdoors and adjacent to the weight room. This pit is used for resistive running drills to improve speed. The Hokies also have the practice field for use in running drills.

Assisting Gentry in the weight room this year are three full-time assistant strength and conditioning coaches: Jay Johnson, assistant director of strength and conditioning, Terry Mitchell, strength and conditioning coordinator of men's Olympic sports and Emily Chones, strength and conditioning coordinator for women's Olympic sports. Gentry will also have the services of four graduate assistants — Erin O'Neil, Lisa Guarneri, Gabe Teeple and Jarrett Ferguson.

Johnson coordinates the strength and conditioning program for the men's basketball team. He is a graduate of Emory & Henry

College, where he played football for four seasons. He earned a master's degree from Radford University and earned his Ph.D., from Virginia Tech in 2001 in curriculum and instruction.

Johnson came to Virginia Tech in 1999 after serving as the head strength coach at Radford from 1996-99, working primarily with the basketball team. He is certified by the National Strength and Conditioning Association (Certified Strength and Conditioning Specialists), Collegiate Strength and Conditioning Coaches Association (Strength and Conditioning Coach Certified) and the USA Weightlifting (Club Coach Certification).



Jay Johnson
Assistant Director
of Strength and
Conditioning



Jay Johnson works closely with the men's basketball team to establish an all-around fitness regimen.

ATHLETIC PERFORMANCE, CONT.

Sport Psychology

A service offered to Virginia Tech student-athletes since August 2000, is sport psychology. Dr. Gary Bennett coordinates psychological services for student-athletes, and Dr. Robert Miller, director of the Cook Counseling Center, joins him to counsel student-athletes.

The psychologists meet with student-athletes on an individual basis for personal counseling and to discuss the mental aspects of the game. As a team, the sport psychologists work on team building, communication and performance enhancement.

The licensed psychologists also offer an injury group to afford injured athletes the opportunity to meet with other injured athletes and talk about their recovery process. Injured athletes may also meet individually with the sport psychologists. On average, the psychologists conduct 20 individual sessions per week.

The response to the sport psychology program has been very positive. The student-athletes are very receptive to the services offered by the doctors. The sport psychology office reaches out to athletes who may not have considered going to the counseling service that is offered to all students at Virginia Tech.



Dr. Gary Bennett
Sport Psychologist



The men's basketball team utilizes the state-of-the-art Merryman Center weight room.

Sports Nutrition

Since the summer of 2000, the athletics department has included nutrition as part of its program for student-athletes.

Amy Freel, former coordinator of student life, became the full-time sports nutritionist in the athletics department in 2002.

Freel works one-on-one with student-athletes to provide them with information that they need on their diet. She also provides individual players with diet counseling on issues such as gaining lean muscle mass, losing body fat, and how to eat to improve performance.

Freel works with the "Training Edge," a dining option for health-conscious students and athletes, to design menus for training tables and daily menu selections.



Amy Freel
Sports Nutritionist



Shawn Harris works with the strength staff on free weights.

Or. Mike Gentry begins his 16th season as the Hokies' director of strength and conditioning. As assistant athletics director for athletic performance, his duties include overseeing the strength and conditioning training of athletes in all 21 varsity sports at Virginia Tech. He is directly involved in the training of the football and women's basketball teams and manages programs for nutrition.



Mike Gentry
*Assistant Athletics Director
for Athletic Performance*


In May 2003, Gentry was honored by the Collegiate Strength and Conditioning Coaches when he was named a Master Strength and Conditioning Coach. Gentry is currently one of only 36 coaches in the country to have received the CSCC's highest award.

A native of Durham, N.C., Gentry received his bachelor's degree in physical education from Western Carolina University in 1979 and received his master's from the University of North Carolina at Chapel Hill in 1981. He received his doctorate in curriculum and instruction, with an emphasis in motor behavior, from Virginia Tech in 1999.

Gentry worked as an assistant strength coach at UNC and as the head strength coach at East Carolina University prior to coming to Virginia Tech in 1987.

In 1995 and 1996, Gentry was recognized by the National Strength and Conditioning Association as a finalist for the National Strength and Conditioning Professional of the Year.

Gentry has a son, Roy Christopher, who is 13.



The Hokies' overall conditioning program encompasses a wide range of activities.

STUDENT ATHLETE ACADEMIC SUPPORT SERVICES

The success of Virginia Tech's athletic program rests largely on the academic progress of each student-athlete. The academic performance of Tech student-athletes has improved each year due in part to the Student Athlete Academic Support Services (SAASS).

The Virginia Tech graduation rate for student-athletes has risen significantly in recent years and reached 70 percent in 2003 as compared to the national average of 60 percent. The 70 percent student-athlete graduation rate marks the second straight year and five in the last 10 years that Tech has reached that level.

In addition to posting impressive graduation figures, Virginia Tech's student-athletes continue to excel in the classroom. Last spring, the Athletic Director's Honors Breakfast paid tribute to a record 371 student-athletes, student trainers, student managers, cheerleaders and HighTechs who posted 3.0 or greater GPA's in the 2002 calendar year.

Student-athletes are the most visible student component of a university. They entertain thousands of fans, students and alumni. Their athletic ability and achievement is the primary

focus for national media attention. Athletic events bring back not only faithful alumni, but are a welcome mat for potential new students.

Student-athletes devote many hours to practice, conditioning and training that are not required of all students. Due to their time commitment and their high visibility, it is an obligation and in the best interest of the university to supply these students with services which will allow them to maximize their academic potential.

The Virginia Tech Student Athlete Academic Support Services office commits to providing fundamental and supplemental programming, consistent with University and NCAA policy, aimed at enhancing each student athlete's educational experience leading to graduation.

The expectations of the Virginia Tech community are that each student-athlete achieves their maximum academic and athletic potential. With the proper assistance, facilities and encouragement, these potentials can become a reality.

Student Athlete Academic Support Services provides programming for student-athletes from their freshman year through graduation. This

includes a comprehensive orientation to Tech, study hall, mentoring, tutoring, academic monitoring, academic recognition and eligibility education. Additionally, student-athletes are referred to and encouraged to take advantage of other campus agencies charged with helping students in their academic pursuits.



Academic facilities for student-athletes include the Monogram Room, a large room used as a study hall area, adjacent to the SAASS office in Cassell Coliseum. The HEAT (Hokies Engaging in Advanced Technology) Lab and its



Katie Ammons works with (l-r) Carlos Dixon, Zabian Dowdell and Coleman Collins.

satellite sites house over 40 computers on the second floor and third floors of Cassell Coliseum. Laptop computers are also available for Tech athletes to use when travelling to away contests. The athletic department also provides areas for private, quiet study for the athletes' convenience.

Together, these spaces provide the student-athlete with a variety of study environments conducive to their success. Athletes can use these facilities between classes, after practice or in the evenings, with flexible hours tailored to make the most of a student-athlete's limited time.

Chris Helms, in his fifth year at Tech, is the director and is responsible for the development and leadership of the Student Athlete Academic Support Services office. Helms oversees an office comprised of associate directors Lois Berg and Colin Howlett, assistant directors Katie Ammons, Renia Edwards and Drew Scales, and secretary Terrie Repass.



Katie Ammons
Assistant Director

Ammons, who begins her fifth year as an assistant director, returned to her alma mater in October of 1999 when she was named to the post.

She serves as the academic coordinator for the men's and women's basketball programs as well as the men's and women's cross country and men's and women's track and field programs.

In addition, she also serves as the coordinator for the student-athlete computer lab and technical liaison for the office.

Ammons came to Tech from the University of Florida where she served as an intern in the Office of Student Life. She earned her master's in athletic administration from Ohio University in 1998 and received her bachelor of arts degree in communication studies and political science from Virginia Tech in 1997. As a student-athlete at Virginia Tech, Katie was a member of the Hokies' swim team.



Virginia Tech student-athletes enjoy access to state-of-art-computer systems.

Beginning his fifth year at Virginia Tech, Chris Helms is the director and is responsible for the development and leadership of the Student Athlete Academic Support Services office. Helms oversees an office comprised of two associate directors, three assistant directors, an intern, and a secretary forming a group of professionals serving the needs of all student-athletes.

In addition to his duties directing SAASS, Helms serves as a liaison between the academic and athletic communities and is an ad hoc member of the University Athletic Committee.

Helms came to Tech from Michigan State University, where he served as the assistant director of the Student Athlete Support Services office.

Prior to MSU, Helms served as the coordinator of academic affairs for the Florida State University football program. Some of his other experience includes academic advisement for student-athletes at Central Connecticut State University.

Helms earned his bachelor's degree in psychology at Wake Forest University and received his master's in athletic counseling from Springfield College.

A native of Frederick, Md., he and his wife, Renee, have a son, Walker, and a daughter, Meigs.



Chris Helms
Director of Student
Athlete Academic
Support Services

OFFICE OF STUDENT LIFE

STUDENT LIFE

The Office of Student Life at Virginia Tech is committed to developing the total student-athlete. Megan Armbruster, Director of the Office of Student Life, is dedicated to enhancing the quality of the student-athlete experience through the programs that this office administers.

Based on the NCAA CHAMPS/Life Skills Program, the services are designed for student-athletes to develop the individual skills necessary to lead successful and productive lives. The focuses of the programs sponsored by the office are the five areas of commitment defined by the NCAA CHAMPS/Life Skills Program: academic excellence, athletic excellence, community outreach, personal development and career development. This program attempts to build individual confidence, promote respect for diversity, enhance interpersonal relationships, develop leadership skills, and enable each one to make a valuable contribution to the community.

Armbruster says, "The goal of our office is to provide students with the total college experience. When athletes graduate, I want them to look back and believe they had full access to a variety of opportunities while at Virginia Tech."



Chris Tucker helps some youngsters develop their skills on the court.

Hokies With Heart

'Hokies With Heart' is the nickname of the community outreach program organized through the Office of Student Life. In the past year, Virginia Tech athletes participated in nearly 40 community service projects. Individual and team community service provide opportunities for Hokie student-athletes to give back to the faithful Virginia Tech fans.

In cooperation with local Rotary members, Corp of Cadets, Virginia Tech student organizations and Montgomery County Public Schools, the student-athletes support the Winning Choices Program. Winning Choices week provides an opportunity for Virginia Tech student leaders to bring messages of outstanding character and involvement to the Montgomery County elementary schools. The culmination of Winning Choices Week is a large assembly hosted at Cassell Coliseum in the spring, bringing in speakers to reiterate the importance of good decision-making and goal setting.

Virginia Tech Student Athlete Advisory Committee

The Virginia Tech Student Athlete Advisory Committee (VT-SAAC) promotes effective communication between athletic administration and student-athletes. SAAC is comprised of two representatives from each sport team.

The SAAC encourages their teammates to get involved both on campus and in the community. The SAAC Representatives help to design and provide programs that encourage academic success, health promotion, social responsibility, and general awareness.

Career Development

In close collaboration with the Virginia Tech Career Services Center, programs and workshops are designed specifically for student-athletes. Resume design, career fair etiquette, mock interviews, interview attire and mini-career fairs are just a few examples of workshops hosted by the Athletics Office of Student Life. Student-athletes are encouraged to participate in on-campus interviewing, eRecruiting along with securing internships and coops during their college career.

Staff

Graduate assistants Amy Turley and Jessica Hood are assisting Armbruster this year in coordinating the programs and activities.

Megan Armbruster begins her first year at Virginia Tech as the new director of student life. As director, she will oversee the day-to-day operation of the office of student life, as well as direct the HiTOPS CHAMPS/Life Skills Program.

Armbruster comes to Tech from the University of Nebraska, where she has spent the last several years. She last served as assistant academic counselor at the Hewitt Academic Center for Student-Athletes for two years. While pursuing her master's degree, Armbruster also held various internships at NU, working in admissions, university housing, the Vice-Chancellor's Office and the Campus Recreation Center.

She earned her bachelor's degree in community health education in 1998 and received her master's in educational administration in 2001, both from Nebraska.



Megan Armbruster
Director of Student Life



Coleman Collins reads to youngsters as part of an activity arranged through the Athletic Department's Office of Student Life.



SPORTS MEDICINE PROVIDING EXPERIENCED, PROFESSIONAL HEALTH CARE

The Virginia Tech Sports Medicine Department is an ever-changing and developing unit that strives to provide the most current and comprehensive care to all student-athletes. The department, under the leadership of Gunnar Brolinson, D.O., Delmas Bolin, M.D., and Mike Goforth, director of athletic training, is constantly evolving to incorporate new ideas and state-of-the-art resources for the betterment of student-athletes.

A professional staff — including primary care physicians who are Board certified in family medicine and sports medicine, orthopaedic surgeons, certified athletic trainers, physical therapists, chiropractors, massage therapists, sports psychologists, nutritionists and orthotists — is available to manage the health care of athletes.

Dr. Bolin is in his second year as assistant team physician for the Hokies. He is board-certified in family medicine and is fellowship-trained in sports medicine. Prior to Virginia Tech, Bolin was the co-director of the University of Pittsburgh primary care Sports Medicine Fellowship Program. He currently oversees a sports medicine clinic and teaches in the Carillion Family Practice Residency in Roanoke.

As part of the evolution, Tech recently completed its first full year in the new 4,300-

square-foot Eddie Ferrell Memorial Training Room. This area consolidated the training rooms that existed in the Merryman Center and Cassell Coliseum. The facility gives the training staff a centralized area to care for the needs of all Virginia Tech student-athletes. There is state-of-the-art equipment and a unique style of architecture, developed by Glenn Reynolds, AIA and Larry Perry as the consulting engineer.

The new room, which nearly doubles the size of the former Merryman Center facility, also allows the staff to utilize that room for physical therapy, chiropractic care and massage therapy. With its completion, Virginia Tech now has more than 10,000 square feet dedicated to sports medicine, placing Tech in the top five percent nationally. In addition, the \$10 million Merryman Center, a state-of-the-art facility which includes 2,400 square feet of medical space, will supplement the new training room. This treatment room has numerous treatment modalities, including portable X-ray, electric stimulation, ultrasound, hot and cold packs and a lumbar/cervical traction unit. It also has offices for the staff, dozens of training tables, two cold tubs, whirlpools, an underwater treadmill, a Biodex System 3 and various other pieces of rehabilitation equipment.

"We, as a staff, are very pleased with our new facility and the opportunity for all of us to come together for the benefit of our athletes," Goforth said.

After the sports medicine staff diagnoses and treats an ill or injured athlete, the staff then starts collaborative work with the strength and conditioning staff to give the best injury prevention and performance enhancing programs possible. The training, medical, and strength and conditioning staffs each have a role in bringing the athlete back quickly and ready to play. After an injury, an athlete will go through rehabilitation and physical therapy. Athletes are then moved to weight training, as they become able. The strength and conditioning staff uses specific programs for each injury in an effort to get the athlete back quickly.

A vital part of student-athletes services is the access to the Schiffert Student Health Center in McComas Hall. A health center and counseling services are available on one side of McComas Hall, while recreation sports and fitness programs are available on the other. The center also has a fully operational diagnostic laboratory, X-ray facilities and eight full-time physicians.

"Our goal is to provide the same high level of health care that professional and Olympic athletes receive," Goforth said.

Keith Doolan serves as the primary trainer for the men's basketball team.



Mike Goforth is in his fourth year as the director of athletic training and sixth year on Tech's athletic training staff. Goforth came to Tech from the Hamilton Medical Center/Bradley Wellness Center in Dalton, Ga., where he was the director of wellness and sports medicine.



Mike Goforth
Director of Athletic Training

He has an extensive background in sports medicine, working at East Tennessee State University, Virginia Tech, William Fleming High School, Tusculum College, Greene County Sports Medicine/Industrial Cooperative and Pioneer Sports Medicine/Physical Therapy Clinic. He also has numerous opportunities to consult on program development throughout the country.

Goforth graduated from East Tennessee State University in 1991 with a bachelor's degree in physical education with a concentration in athletic training. He earned his master's in sport management from Virginia Tech in 1995 and is currently pursuing his doctorate in health education, also from Virginia Tech.



Delmas Bolin, M.D.
Assistant Team Physician



Keith Doolan
Athletic Trainer



Shannon Carneal
Student Trainer



Gunnar Brolinson, D.O.
Head Team Physician

Dr. Gunnar Brolinson enters his second year as the Virginia Tech basketball team physician. Brolinson joined the program through an initiative between Tech athletics and the new Edward Via Virginia College of Osteopathic Medicine.

Prior to coming to Tech, Brolinson served as the Medical Director of the Primary Care Sports Medicine Fellowship at the Toledo Hospital and the Corporate Wellness Program for the ProMedica Health System. He also served as the team physician for the University of Toledo, the United States Ski Team and has acted as a volunteer physician for the United States Olympic Committee.

Brolinson graduated with an undergraduate degree in biology from the University of Missouri at Columbia and completed his medical training at the Kirksville College of Osteopathic Medicine.



VIRGINIA TECH ATHLETIC FUND

The Virginia Tech Athletic Fund reported another record year of donations as more than \$13.38 million was received in support of intercollegiate athletics.

The Hokie Club is responsible for raising funds for scholarship and programmatic needs for the Athletics Department in addition to funding capital expansion projects such as the Merryman Center and the South End Zone addition to Lane Stadium.

Currently the Hokie Club has 12,000 members. They make gifts in outright forms such as cash, securities, gifts in kind, corporate matching programs, or through planned or deferred gifts such as a will, living trust, life income trust, retirement plans, life insurance and charitable lead trusts.

"Our fans realize that the athletic teams here at Virginia Tech can contend for national championships and they want to play an integral role in supporting those efforts," said Lu Merritt, Tech's director of development for intercollegiate athletics.

"It's really impressive to see such excitement and enthusiasm from our loyal fans. They travel well and really create a home field advantage when our teams play in Blacksburg," he added.

A 1968 graduate of Tech and a letterman on the Hokies' tennis team, Merritt currently

serves as President of the National Association of Athletic Development Directors (NAADD).

John Moody, associate director, focuses on major gifts and special projects. A former football player at Tech, Moody begins his 31st year of service to the Hokie Club this season.

David Everett serves as director of major gifts for the Hokie Club. A member of the Hokies' 1986 Peach Bowl team, Everett currently serves the Richmond area in addition to working with major gift prospects.

Terry Bolt, director for special gifts and the annual fund, serves the eastern part of Virginia. She manages the planning of the annual fund, Orange and Maroon Tour, and the Hokie Celebration.

Brian Thornburg, assistant director, serves Hokie Clubs of central, southside and southwestern Virginia, North Carolina, and Tennessee. Brian joined the staff in 2002 from the Wolfpack Club at North Carolina State. He is a UNC grad with a master's from University of Georgia.

Tommy Graham, assistant director, serves Hokie Clubs in Northern Virginia, West Virginia and Maryland. Graham joined the staff last fall. A 2001 graduate of Tech, he was a three year member of the Hokies' golf team and an All-BIG EAST Conference academic all-star in 2001.

Sharon Linkous and Vicky Moore handle all aspects of gift entry and VTAF membership records. Diana Fain manages the budget process and produces all meeting notices for the Hokie Clubs. In addition, she updates the Web site www.hokieclub.com.

Jane Broadwater serves as executive secretary for the office. A Tech graduate and former cheerleader, she is the daughter of Tech Hall of Famer Bill Buchanan.

Johnnie Hoehn and Nancy Gabbard work part time in the office and bring over 12 years of athletic experience to the team.

The Athletic Fund is proud of its volunteers who help ensure that 58 Hokie Clubs throughout Virginia, North Carolina, West Virginia, Tennessee, Maryland, South Carolina and Georgia continue in their active efforts to support and promote athletics at Virginia Tech. Along with bus trips, game watching parties and other social events, Tech grads and friends gather frequently to cheer on the Hokies.

Bill Stover of Fairfax is the president of the Athletic Fund and John Clary of Lawrenceville is the vice president.

The Hokie Club staff: (l to r) Lu Merritt, Sharon Linkous, Diana Fain, Terry Bolt, David Everett, Brian Thornburg, Nancy Gabbard, John Moody, Jane Broadwater and Tommy Graham. Not pictured are Johnnie Hoehn and Vicky Moore.





The Tech team signed autographs at last year's Hokie Celebration.

VIRGINIA TECH ROUNDBALL CLUB



The Virginia Tech Roundball Club, founded at the beginning of the 2000-2001 season, has quickly become a major supporter of Hokie basketball. The group, made up of Tech fans from all areas of the community, provides vocal support in Cassell Coliseum and behind-the-scenes support off the court.

Michael Weeks is the president of the club and presides over a 16-person executive committee. For more information on the Roundball Club, e-mail rndball@vt.edu or contact the men's basketball office at 540-231-6725.

The mission of the Roundball Club is to:

- Promote public awareness of the Virginia Tech men's basketball program.
- Foster the goals and policies of the Virginia Tech Athletics Department.
- Provide the level of spirited support and resources required for the program to achieve national prominence.



VIRGINIA TECH ISP SPORTS NETWORK

"From the blue waters of the Chesapeake Bay to the hills of Tennessee, the Virginia Tech Hokies are on the air!"

That familiar refrain — delivered by Bill Roth, the Voice of Virginia Tech basketball — opens every Tech sports broadcast and reflects the network's goal of reaching Hokie fans everywhere. So, whether they're sailing off Virginia's eastern shore, hiking in the Blue Ridge Mountains, or sitting in their homes anywhere in the state, Tech fans know they're always within range of a Virginia Tech ISP Sports Network radio station.

This season marks the 50th consecutive season Tech sports have been broadcast to a regional audience and much of this year's programming highlights the first 50 years of Tech radio broadcasts.

ISP Sports also produces The Hokie Hotline radio talk show featuring Roth and Tech coach Seth Greenberg every Monday night. The Hokie Hotline can also be heard and seen worldwide every Monday night on hokiesports.com's exclusive webcast from 7-8 p.m., eastern time.

The network's award-winning television magazine show, Virginia Tech Sports Today, is seen every Sunday on a network of TV stations and cable networks throughout Virginia and the southeastern United States. The show includes weekly highlights and previews, focusing on Tech basketball.

Roth — Virginia's five-time Sportscaster of the Year — is in his 16th season as the Voice of Virginia Tech basketball. A native of

Pittsburgh, Pa., Roth graduated from Syracuse University in 1987 earning a degree in broadcast journalism. In addition to his duties with the Hokies, Roth has worked for ESPN in that network's coverage of NCAA baseball, basketball and lacrosse among other sports. Roth, who was inducted into Virginia Tech's Monogram Club in 2000, is on the Board of Directors of the Montgomery County United Way and is a frequent public speaker at Virginia Tech events.

Virginia Tech Hall of Famer Mike Burnop is in his eighth season as the analyst on Tech men's basketball broadcasts. The colorful Burnop owns and operates New River Office Supply stores throughout the region and was recently named Blacksburg's Businessman of the Year.

Burnop, who has also served as color announcer on the Tech football network for the past 20 seasons, was a starting tight end for the Hokies in the early 1970s. He was inducted into Virginia Tech's Hall of Fame in 2000.

Together, Roth and Burnop comprise one of college athletics' longest-running broadcasting teams, having described the action of every Tech football game dating back to the 1988 season.

Tech game broadcasts and other network programs are available to fans anywhere in the world via Tech's official Web site, hokiesports.com.



Bill Roth



Mike Burnop

2003-2004 Virginia Tech ISP Sports Network Basketball Affiliates

Abingdon	WFHG	980	AM
Alexandria	WAGE	1200	AM
Amherst	WZZU	97.9	FM
Bassett	WMVA	1450	AM
Bedford	WVBE	610	AM
Blacksburg	WBRW	105.3	FM
Blackstone	WBBC	93.5	FM
Blountville, Tenn.	WFHG	980	AM
Bluefield, W. Va.	WKEZ	1240	AM
Bristol	WFHG	980	AM
Centreville	WAGE	1200	AM
Charlottesville	WKAV	1400	AM
Chesapeake	WTAR	850	AM
Clifton Forge	WXCF	1230	AM
Clifton Forge	WXCF	103.9	FM
Danville	WZZU	97.9	FM
Fairfax	WAGE	1200	AM
Farmville	WBBC	93.5	FM
Front Royal	WINC	1400	AM
Galax	WWWJ	1360	AM
Gate City	WGAT	1050	AM
Hampton	WTAR	850	AM
Harrisonburg	WMXH	105.7	FM
Lebanon	WLRV	1380	AM
Leesburg	WAGE	1200	AM
Lewisburg, W. Va.	WKCJ	103.1	FM
Luray	WMXH	105.7	FM
Lynchburg	WZZU	97.9	FM
Marion	WZVA	103.5	FM
Martinsville	WMVA	1450	AM
Norfolk	WTAR	850	AM
Petersburg	WBBC	93.5	FM
Richlands	WGTH	540	AM
Richlands	WGTH	105.5	FM
Richmond	WXGI	950	AM
Roanoke	WVBE	610	AM
Roanoke	WBRW	97.3	FM
Rural Retreat	WXBX	95.3	FM
Staunton	WTON	1240	AM
Virginia Beach	WTAR	850	AM
White Stone	WNDJ	104.9	FM
Winchester	WINC	1400	AM
Wytheville	WXBX	95.3	FM



Dell Curry (r) joins Voice of the Hokies Bill Roth courtside.

VIRGINIA TECH MONOGRAM CLUB

The Monogram Club was created as a social organization comprised of graduated athletes who earned one or more monograms (letters) in any varsity sport at Virginia Tech. All former coaches are designated as honorary members. Once a student-athlete's career is completed, the club is an opportunity to remain active in their sport and renew friendships.

The club focuses on keeping an open line of communication between the athletics department and former letterwinners. Each former letterwinner is given an open invitation to return to campus and not only support the current athletes in their individual sport but all the athletes within the entire athletics department.

Over the past three years, the club has seen a resurgence of activity with record growth in the organization's membership.

In 2001, the Monogram Club welcomed its director, Russ Whitenack, the former men's head track coach who oversaw that program for the previous 28 years.

Whitenack has set some lofty goals for himself and the club for the next few years. He wants to host Monogram Club events on the road in conjunction with Tech athletic events, and to increase membership benefits. Already Whitenack has arranged for each club member to receive a subscription to hokiesports the newspaper.

The Monogram Club started selling football tickets to individual games from a block of 100

in the south end zone to the membership. Members can request up to 4 tickets for any home game. Tickets are mailed from the ticket office two weeks prior to the game.

The Monogram Club hosts a tailgate at each of the home football games in the ambulatory of Cassell Coliseum. You can check their Web site for starting times at hokiesports.com and then click on Monogram Club.

"Ultimately I'd like to see every letterwinner join the club," Whitenack said. "I would like to get reps in all of the major cities where we have several members and I would like to see the club work more closely with the Hokie Club."

A complimentary membership was instituted for recent graduates, allowing them a three-year membership into the club once their eligibility is up. In April 2001, 83 new seniors were added as complimentary members.

Membership dues are \$25 per year with the membership year being from July 1 to June 30. A new five-year membership is being offered for \$100. A lifetime membership has been instituted with the amount set at \$500. The Monogram Club has set a goal of doubling membership by next year.

In January, the Monogram Club will unveil an address list of all former athletes, accessible to all paid members of the club.

For membership information, call Russ Whitenack at (540) 231-9156, or e-mail mclub@vt.edu.



Russ Whitenack
Director of the Monogram Club

For 28 years, Russ Whitenack held the reins of the men's track program, guiding it to conference titles and national recognition. Prior to taking over in 1974, Whitenack served as an assistant coach for two years. In addition to being the men's coach, he also guided the women's team for 10 years during the 1980s and early 1990s.

A 1969 graduate of the University of Tennessee, Whitenack was a member of the Volunteers' All-America 440-yard relay team. UT won three Southeastern Conference team championships during his four years on the squad. He served for one season as a graduate assistant at Tennessee and three years as coach at Palmetto Junior High in Miami before coming to Tech in 1972.

During Whitenack's tenure, the Tech program produced 20 All-Americans, including former coach Steve Taylor and recent graduate Erick Kingston. Whitenack led the Hokies to two Metro Conference indoor championships, one in 1993 and one in 1994, and he was chosen by his peers as Metro Coach of the Year during the 1992 outdoor season and again following Tech's 1993 indoor championship. During the late 1990s, the Hokies dominated the Atlantic 10 Conference, capturing both the indoor and outdoor titles four straight years. Whitenack was named the A-10 indoor and outdoor coach of the year for each of those victories. He also received the Walt Comrack Award for excellence in coaching from the Virginia Military Institute in 1997. Whitenack and his wife, Judy, have one son, Jon. In his spare time, Whitenack enjoys outdoor activities, especially kayaking, boating and jet-skiing.

CALLING ALL FORMER PLAYERS!

The Virginia Tech men's basketball team is interested in reconnecting with all former players. The "Where Are They Now" feature on pages 114-115 originated from the list of Monogram Club members. Former student-athletes interested in Virginia Tech Athletics are asked to contact Russ Whitenack, Director of the Monogram Club, at (540) 231-9156 or rwhitena@vt.edu.

hokiesports.com

TECH'S IN-HOUSE WEB SITE

hokiesports.com has something for everyone

hokiesports.com is the source for fast, accurate and official coverage of all Hokie sports teams and events. Hokiesports.com provides outstanding coverage of Hokie sports — 24-7!

hokiesports.com is the lead site of five official Virginia Tech Athletics sites. You can even order season tickets at hokietickets.com.

New in 2003

hokietv.com provides streaming video clips that are exclusive to this site. Coach and player interviews and video coverage of events that are one-of-a-kind are available to site users. hokietv.com will broadcast the weekly Hokie Hotline radio show in 2003-04. hokietv is available to fans with high speed Internet access.



Peg Morse
Director of
Internet Services



Damian Salas
Webmaster



NEWS AS IT HAPPENS

hokiesports the newspaper is a colorful publication that is produced 33 times a year – weekly from late August through March and bi-monthly in the spring.

With *hokiesports the newspaper*, you can choose between a colorful printed version, or an on-line subscription.

Read about the success of Virginia Tech athletics.

hokiesports the newspaper features articles by Jimmy Robertson, Matt Spiers and the Voice of the Hokies, Bill Roth. It includes insider tidbits and information that won't be found anywhere else.

hokiesports the newspaper is the ultimate information source for Tech Athletics.



Jimmy Robertson
Editor



Matt Spiers
Assistant Editor

Subscription information

- A one-year subscription to the printed version costs \$37.95.
- For an additional \$12 per year, fans can also access the on-line version.
- For \$25 annually, fans can view the entire newspaper via the Internet.
- Call the hokiesports the newspaper office at (540) 231-3908, or visit the Web site at www.hokiesports.com.



BLACKSBURG, VA. COLLEGE TOWN COMPLEMENTS THE UNIVERSITY

One of America's best college towns, Blacksburg is a perfect setting for Virginia Tech.

Located in Southwest Virginia on a plateau between the Blue Ridge and Alleghany Mountains, Blacksburg combines the laid-back lifestyle of a small town with the amenities one would expect to find around a major center of higher education. Together, the town and university have worked hard to create a progressive community that ranks among the nation's elite living environments.

Virginia Tech and the Town of Blacksburg gained national and international attention by creating the world's first "electronic village." Businesses and industries have been drawn by the potential of the quaint town.

Established in 1798 by John and William Black, the town is surrounded by scenic mountain views that distinguish the area.

The nearly 36,000 residents (including students) enjoy a close proximity to a variety of recreation areas such as the Blue Ridge

Parkway, Appalachian Trail, Claytor Lake and the New River. The region features a moderate climate and four distinct seasons.

Blacksburg's location (adjacent to major interstate highways) provides convenient access to most points in the southern and eastern parts of the country.

More information on Blacksburg can be found on the Web site of the Blacksburg Electronic Village, www.bev.net or the town's Web site, www.blacksburg.va.us.

BLACKSBURG, VIRGINIA


TECH'S HOMETOWN



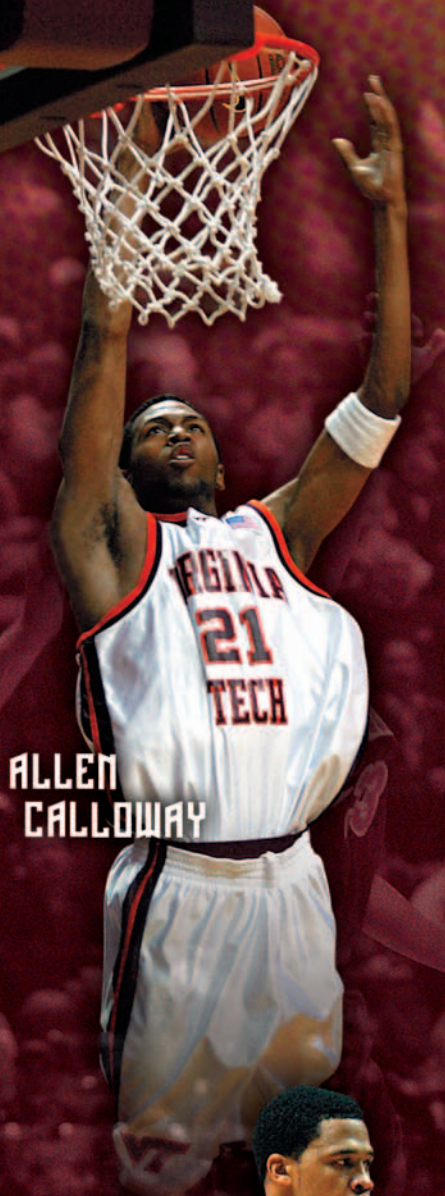
From the beauty of the Cascades waterfall (left) to the bustle of Steppin' Out (below) to Main Street on a quiet winter evening (above), Blacksburg and the surrounding areas have much to offer.



Blacksburg and Virginia Tech were featured prominently last fall as one of America's greatest Homecoming towns in a popular MTV television show "I Bet You Will."



2003
2004



ALLEN
CALLOWAY



PHILIP
MCCANDLESS



FABIAN
DAVIS



SHAWN
HARRIS



MARRKUS
SALES

VT
VIRGINIA TECH BASKETBALL



2003-04 BASKETBALL SCHEDULE

DATE	DAY	OPPONENT	TIME
Oct. 31	Fri.	EA SPORTS (EXHIBITION)	8 p.m.
Nov. 17	Mon.	INTERHOOP (EXHIBITION)	7 p.m.
Nov. 22	Sat.	NEW HAMPSHIRE	TBA
Nov. 25	Tues.	WESTERN CAROLINA	7 p.m.
Nov. 28	Fri.	at Virginia	8 p.m.
Dec. 1	Mon.	MORGAN STATE	7 p.m.
Dec. 4	Thurs.	OLD DOMINION	2 p.m.
Dec. 6	Sat.	at Ohio State	7 p.m.
Dec. 10	Wed.	VMI	4 p.m.
Dec. 13	Sat.	RADFORD	7 p.m.
Dec. 20	Sat.	at Towson	7 p.m.
Dec. 23	Tues.	WILLIAM & MARY	7 p.m.
Dec. 27	Sat.	vs. East Carolina (at Constant Center in Norfolk, Va.)	7 p.m.
Jan. 6	Tues.	at Pittsburgh	7 p.m.
Jan. 14	Wed.	at West Virginia	7 p.m.

DATE	DAY	OPPONENT	TIME
Jan. 17	Sat.	MIAMI	2 p.m.
Jan. 20	Tues.	NOTRE DAME	7 p.m.
Jan. 24	Sat.	at Seton Hall	7 p.m.
Jan. 28	Wed.	CONNECTICUT	7 p.m.
Jan. 31	Sat.	at Syracuse	7 p.m.
Feb. 4	Wed.	PROVIDENCE	7 p.m.
Feb. 11	Wed.	GEORGETOWN	2 p.m.
Feb. 15	Sun.	at Rutgers	7:30 p.m.
Feb. 18	Wed.	at Villanova	7 p.m.
Feb. 21	Sat.	ST. JOHN'S	7:30 p.m.
Feb. 25	Wed.	at Boston College	7 p.m.
Feb. 28	Sat.	WEST VIRGINIA	7:30 p.m.
Mar. 3	Wed.	RUTGERS	Noon
Mar. 6	Sat.	at Georgetown	7 p.m.
Mar. 10-13		BIG EAST Conference Tournament (at Madison Square Garden)	Noon

Times are subject to change. Home games in **BOLD CAPS**.

CASSELL ROCKS!

