

# VIRGINIA



# TECH



Terry Taylor



Eric Branham



Brian Chase





**Head Coach  
Ricky Stokes**

## HOKIE BASKETBALL and the BIG EAST Conference

On Jan. 3, 2001, Virginia Tech basketball entered a new era, as the Hokies began play in the BIG EAST Conference. Tech now competes in one of the elite leagues in all of college basketball, one with a rich history of outstanding players, teams, coaches and games.

The BIG EAST Conference lays claim to three NCAA Champions in the league's short history (Georgetown, 1984, Villanova, 1985 and Connecticut, 1999). Four other schools, Providence, St. John's, Seton Hall and Syracuse, have advanced to the Final Four as members of the conference. In all, the BIG EAST has made 10 Final Four appearances. And last season, 10 of the league's 14 teams were invited to post-season play, including six NCAA Tournament teams.

Virginia Tech marked its first-ever BIG EAST Conference victory in just its third game, as the Hokies knocked off Miami, 85-74, in Cassell Coliseum. Last season, Tech reached other milestones. The Hokies defeated defending BIG EAST Champion, Boston College, 76-73, on Feb. 6, 2002 in Cassell. One week later on Feb. 13, Tech won its first BIG EAST road game at West Virginia, 78-63. And on Feb. 23 and Feb. 27, the Hokies won their first back-to-back BIG EAST games, defeating Providence and NIT-bound Rutgers.

This season, Cassell Coliseum will once again be a hotbed of outstanding BIG EAST action. Defending BIG EAST West Division Champion Pittsburgh and perennial power Georgetown, along with 2002 conference champ Connecticut and the remainder of the East Division teams will play in Blacksburg.

The groundwork has been laid for Virginia Tech's rise in the BIG EAST. The 2002-03 season will be exciting, for everyone involved.

# VIRGINIA TECH



## CONTENTS

### BASKETBALL STAFF

Assistant Coaches .....	11-13
Head Coach Ricky Stokes .....	8-10
Support Staff .....	14

### GENERAL INFORMATION

Administration .....	108-109
Athletic Facilities .....	98-99
Athletic Fund .....	105
Athletic Performance .....	100-101
BIG EAST Conference .....	38-40
Blacksburg, Va. ....	110-111
Cassell Coliseum .....	96-97
Hokies in the Community .....	36
HokieSports the newspaper .....	107
Home Court Excitement .....	64
ISP Sports .....	106
Media Information .....	2-3
Monogram Club .....	107
Sports Information Directory .....	3
Sports Medicine .....	104
Student-Athlete Academic Support Services .....	102
Student Life .....	103
This Is Virginia Tech .....	94-95
Virginia Tech Campus Map .....	112
Virginia Tech Radio Network .....	106
What Is a Hokie? .....	95

### LOOKING BACK TO 2001-2002

Results .....	44
Season in Review .....	42-43
Statistics .....	45-46

### NUMBERS, RECORDS AND ...

All-Time Greats .....	82
Coaching Records .....	84
For the Record .....	75
Individual Records .....	66-68
94 Cage Seasons .....	83
Postseason Play .....	78-79
Series Records .....	76-77
Team Records .....	69-70
Tech Sports Hall of Fame .....	80-81
Top 10 .....	74
Year-by-Year Leaders .....	71-73
Year-by-Year Records .....	84-92

### PREVIEWING THE 2002-2003 SEASON

A Talk With Ricky Stokes .....	10
Hokie Profiles .....	16-34
Outlook .....	4-6
Opponent Information .....	48-59
Photo Roster .....	Inside Back Cover
Rosters .....	35
Schedule .....	Outside Back Cover
Travel Plans .....	63
Year-by-Year vs. 2002-2003 Opponents .....	60-63

## VIRGINIA TECH QUICK FACTS

Location .....	Blacksburg, VA 24061-0502
Basketball Address .....	274 Jamerson Athletic Center
Enrollment .....	26,000
Nickname .....	Hokies
Colors .....	Chicago maroon & burnt orange
Conference .....	BIG EAST Conference (East Division)
Arena (Capacity) .....	Cassell Coliseum (10,052)
Tech's All-Time Record .....	1,112-929
President .....	Dr. Charles Steger
Director of Athletics .....	Jim Weaver
Head Coach .....	Ricky Stokes (Virginia, 1984)
VT Record/Years .....	34-52 (3 years)
Overall Record/Years .....	34-52 (3 years)
Associate Head Coach .....	Mark Cline (Wake Forest, 1988)
Assistant Coaches .....	Steve Lytton (East Tennessee State, 1968) Michael Hopkins (Coastal Carolina, 1983)
Administrative Assistant .....	André Ray (Virginia Tech, 1999)
Basketball Trainer .....	Keith Doolan
Basketball Secretary .....	Sharon Spradlin
2001-02 Record .....	10-18
Conference Record/Finish .....	4-12 (7th in East)
Starters Returning/Lost .....	4/1
Letterwinners Returning/Lost .....	6/5
Newcomers .....	7
Sports Information Director .....	Dave Smith
Assistant SID/Basketball Contact .....	Bill Dyer
SID Secretary .....	Donna Smith

## DIRECTORY

Athletic Department .....	(540) 231-6796
Men's Basketball Office .....	(540) 231-6725
Sports Information Office .....	(540) 231-6726
Sports Information FAX .....	(540) 231-6984
Dyer's Office Phone .....	(540) 231-8852
Dyer's Home Phone .....	(540) 552-8461
Dyer's E-mail Address .....	wdyer@vt.edu
Website .....	<b>hokiesports.com</b>

**CREDITS:** **Editor** – Bill Dyer, Assistant Sports Information Director; **Design** – Anne Panella, Associate Sports Information Director; **Contributors** – Torye Hurst, Jed Hurt, Larry Hincker, Julie Greco, Eric Koenig, Whitney Scott, Melissa McKeown; **Covers** – Cover photographs were contributed by David Knachel of the Virginia Tech Sports Information Office; **Photography** – Many photos inside the media guide were contributed by Woody Veasey of Christiansburg, Va., and Knachel. George Patch, Wayne Scarberry, Mark Nystrom, Jim Bridgeman, Bill Setliff, Ruth Babylon, Tom Maguire, photographers of the *Roanoke Times*, and University Relations Visual Communications also contributed to the media guide.  
**Printing** – Southern Printing Co., Inc., of Blacksburg, Virginia.

## PRESS SERVICES

The Virginia Tech Sports Information Office will be available throughout the 2002-03 basketball season to accommodate any media requests. Following are some guidelines that should make it easier for media members to cover the Virginia Tech men's basketball team. Any additional questions should be directed to Bill Dyer, assistant sports information director.

## PRESS CREDENTIALS

Requests for press credentials are screened with care to ensure a working press row. Traditional print, television and radio (media agency) regularly assigned to cover Virginia Tech and the visiting school will receive first priority, as well as national news-gathering agencies. Credentials for on-line Internet sites will be granted to Virginia Tech operated Web sites, the visiting team's official Web site and the BIG EAST Conference's official Web site.

Requests should be made in writing on company letterhead at least 10 days prior to the game to guarantee consideration. Requests should be directed to Bill Dyer, assistant SID.

All other qualifying credential requests and requests made the week of the game will be filled on a space-available basis.

Any abuse of a working credential will result in the media agency losing credential privileges.

## ADDITIONAL ACCREDITATION GUIDELINES

- Only full-time, salaried employees intending to



Virginia Tech basketball is covered by media from all over the state and area.

provide actual game coverage may receive a credential.

- A requesting media agency must represent a collective, organizational editorial voice, not simply the offerings of a single individual.

- Membership in a writer's association does not automatically qualify an agency for credentials.

- A media agency may assign one of its credentials to its on-line entity.

- An on-line entity, not associated with a traditional media agency, may qualify for one credential, subject to the following conditions:

An on-line entity may receive a credential only if its own full-time staff writes a majority percentage of that site's own material.

On-line entities that focus primarily on Virginia Tech athletics and also sponsor message boards or chat

rooms may receive credentials provided they adhere to a policy that requires that a posted message or opinion is identified with the actual name and city of the individual.

Any on-line service that is recognized as an outlet intended primarily for the purpose of delivering news related to the recruitment of student-athletes will not qualify for credentials.

On-line entities will not receive photography credentials.

On-line entities (other than those identified above) registering 20,000 legitimate unique users per month in each of the past 12 months will be given first consideration.

"Real-time" transmission of digital images, audio and data, including live game play-by-play and statistics, of any home game is the

exclusive property of Virginia Tech and/or its rights holder(s). "Real-time" is defined as "live continual coverage or description of an event."

## PHOTO CREDENTIALS

The NCAA has established a control policy to keep the court free from congestion. Only photographers on assignment and members of the television media are given photo credentials. Free-lance or amateur photographers will not be issued credentials. Accredited photographers may work along the playing floor at both ends behind the restriction line established by the NCAA.

## MEDIA WILL CALL

In most cases, credentials will be mailed. Credentials may be picked up the day before a game from secretary Donna Smith in the Sports

# Sports Information Directory

Virginia Tech Sports Information  
460 Jamerson Athletic Center  
Blacksburg, VA 24061

Office Phone: (540) 231-6726  
Office Fax: (540) 231-6984  
Dyer at Home: (540) 552-8461

Web Site: [www.hokiesports.com](http://www.hokiesports.com)

Information Office.

Credentials not mailed or picked up will be held at the Will Call Window located at the front entrance to Cassell Coliseum.

## PARKING

Media parking is available in the lot across from Cassell Coliseum. The entrance to this lot is on Spring Road. Requests for parking credentials should be submitted to Bill Dyer.

## AT THE GAME

Cassell Coliseum is the site of Hokie home basketball games. There is no smoking permitted in Cassell Coliseum. The working press area is located courtside on the main floor. Four seats on press row are available to visiting radio stations. Virginia Tech grants broadcast rights to the official radio outlet of the visiting team on a reciprocal basis.

## GAME SERVICES

The Tech Sports Information Office will be at your service throughout the game. All media will be provided game programs, rosters, press guides and other pertinent information. Computer generated statistics will be available at halftime and at the conclusion of the game. Information

provided includes: play-by-play and individual and team statistics in standard NCAA box score format. A pregame meal is served, starting approximately one and one-half hours before tip-off in Room 309B and refreshments are available throughout the game. Members of the media work

in a modern press room, which is located on the third floor of the Coliseum in Room 309B.

## POSTGAME INTERVIEWS

Coach Ricky Stokes and the visiting coach will hold postgame press conferences in the utility gymnasium across from the Tech locker room. Tech basketball players will be available for interviews in the lounge outside the Tech locker room after a short cooling-off period. Media access to visiting players will be determined by the visiting SID.

## INTERVIEW POLICY

Virginia Tech's coaches and players will be available throughout the season for interviews by members of the news media. It is important, however, that all requests for interviews be made through the Sports Information Office at (540) 231-6726. Please allow at least 24 hours notice for a request. Media members

wishing to attend practice should contact the Sports Information Office the day before the practice to be attended.

## CALLING COACH STOKES

The best way to reach Coach Ricky Stokes, other than on the BIG EAST conference call, is through the Sports Information Office at (540) 231-6726.

## THE BIG EAST ON THE WEB

The BIG EAST site on the Internet is available at [bigeast.org](http://bigeast.org). The site contains current information on all facets of the BIG EAST Conference. In addition, in-game scores will be updated in-progress. Please contact Rob Carolla in the BIG EAST media relations department for more information.

## TECH WEB SITE

Notes, releases, statistics and other pertinent information are available on Tech's official Web site, [hokiesports.com](http://hokiesports.com).



**Dave Smith**  
Sports Information  
Director



**Anne Panella**  
Associate SID



**Bill Dyer**  
Assistant SID  
(Men's Basketball)



**David Knachel**  
Assistant SID



**Torye Hurst**  
Assistant SID



**Bryan Johnston**  
Assistant SID



**Donna Smith**  
Secretary



## Greater Experience and Commitment Contribute to Team Chemistry

The Virginia Tech men's basketball program has shown solid, steady growth under head coach Ricky Stokes. This season, the Hokies look to continue this growth and turn it into more wins and more excitement for Tech fans.

As the program has matured, the Hokies have played better basketball. A fan who saw the Hokies in their first BIG EAST game two years ago would have a tough time recognizing the current edition. The Hokies are bigger, stronger, faster, better basketball players. And there are more of them, as well. As Stokes enters his fourth season at Tech, he may finally have a roster conducive to the style of basketball he hopes to play. The 2002-03 Hokies will feature pressure defense, transition offense and a smart, heady brand of hoops.


"I think now that we're able to have more depth it will enable us to play more players and be more aggressive defensively," Stokes said. "It also helps us use a lot of different combinations and put the best players on the court at the most suitable times."

The Hokies return four starters from the 2001-02 season which saw Tech finish 10-18 overall and 4-12 in BIG EAST play. Both

sets of numbers may be just a little misleading. A fifth player, Eric Branham, should be listed with the group of Brian Chase, Terry Taylor, Bryant Matthews and Carlos Dixon, as only a pair of fractures to the left hand kept him out of the day-to-day starting line-up.

The wins and losses also can stand a closer look, as the Hokies posted better numbers last season than those of the 2000-01 season. It may be even more important to look at February, as the Hokies finished the month (along with a March loss at Miami) with a 4-4 record, including wins over NCAA Tournament team Boston College and NIT participant Rutgers. As a unit, the Hokies improved on every major statistical category from the 2000-01 season to last season. Most importantly, Tech went from the worst to one of the best rebounding teams in the league.

"Losing three guys that played a considerable amount of minutes is something we have to work through," Stokes said. "We made great strides in rebounding last year and losing Carlton [Carter], 'Do' [Mibindo Dongo] and Joe [Hamilton] and the number of rebounds they contributed will take a team effort to overcome. We will have to do



**Terry Taylor**

it collectively to continue the good job we did on the boards last year."

The backcourt should be a strong point for the Hokies, both in experience and depth. Tech returns starters Chase and Dixon, the team's top two scorers from last year, along

with Branham. Newcomers Markus Sailes and Shawn Harris bring impressive credentials and size to the group.

Chase is the lone fourth-year senior on the squad. A true leader, the 5-10 guard can play either position and is



**Brian Chase**

one of the deadliest three-point shooters in the BIG EAST. He has been through the rigors of the BIG EAST and knows what it will take to make the Hokies a winner.

Dixon has been one of the team's top players since he stepped on the court two years ago. A true wing player, Dixon has the added versatility to help out at the point and is also a solid defender. He gives Tech outstanding size on the perimeter and combines with Chase to give the Hokies a tough, one-two attack from three-point range.

By the end of the season, Branham had regained his health and had shown signs of why he is considered to be the point guard Stokes needs to run his system. He has true point guard skills and will be

called upon to see significant minutes at the point.

The two newcomers in the backcourt are the future of the program. Sailes is a 6-5 guard that gives the Hokies its first true freshman point guard under Stokes. An outstanding ball handler and floor general, Sailes should see immediate action for Tech. Fellow freshman Harris, at 6-4, 230 lbs., is the prototypical "big" guard. As comfortable driving to the basket as he is on the perimeter, Harris also figures in immediate plans. Both players have the size needed to compete in the rugged BIG EAST Conference.

At center, the Hokies return one of the biggest impact players in the BIG EAST from last season, Taylor. The 6-8, 290 lbs.,


**“ I THINK WE HAVE GOTTEN BETTER. WE HAVE IMPROVED. NO QUESTION, THE BIG EAST IS A BASKETBALL CONFERENCE. IT’S NICE TO SEE A PROGRAM IN PLACE, WHERE UPPERCLASSMEN SHOW THE YOUNGER KIDS HOW THINGS WORK. THAT’S WHEN YOU KNOW THE PROGRAM IS IN GOOD SHAPE. ”**

senior transferred into Tech for last season and immediately became not only the Hokies' starting center, but a force in both scoring and rebounding. Taylor spent the off-season in the weight room and has added even more strength and stamina.

As much as Taylor has benefited from [assistant A.D. for athletic performance] Mike Gentry's personal touch in the conditioning area, sophomore Dimari Thompkins has, perhaps, gone even a step

further. Thompkins has lost more than 40 pounds and is ready to follow through on the promise he showed at times after joining the team at the beginning of the second semester. Already strong offensively, it is expected that a better-conditioned Thompkins will improve both offensively and defensively. Thompkins should greatly benefit from a summer in Blacksburg and the experience gained from a full

*Continued on next page*



**Bryant Matthews**

pre-season with the team.

The fourth returning starter is Bryant Matthews. During his two seasons at Tech, Matthews has been asked to fill a number of different roles. After spending much of his freshman season starting at the power forward spot, Matthews moved to the wing last season and maintained his scoring and rebounding numbers. His versatility allows Stokes to better mold the team. Expect to see Matthews, who is now 35 pounds heavier than he was as a freshman, flourish at the small forward position.

Five (and for all intents and purposes, six) new players join the mix in the front court. Junior college transfer Luke Minor, at 7-3, 295 lbs., gives the Hokies another big presence in the middle. Minor will be looked upon to provide depth in the middle and spell Taylor in the low post.

Harding Nana, who missed almost the entire year last season due to a pair of knee surgeries, returns for a redshirt freshman season. An energetic player, the 6-8, 220 lbs., Nana showed signs early last season of being a good complement to Matthews at the three spot. He has continued to mature physically and should be better suited for conference play this season.

"I'm very pleased with our recruiting class," Stokes said. "It's the highest-rated class since I've been here and I believe we've addressed some needs on the perimeter and added some depth to our front court."

The other four newcomers each hold a world of promise for Tech.



### Carlos Dixon

Allen Calloway is a 6-8, 200 lbs., freshman that prepped last season. The added year should benefit the freshman and he will be one of the players looking to fill Carter's talented shoes.

Philip McCandies is a 6-9, 200 lbs., freshman who will also be given the opportunity to join the mix at forward. Tall and athletic, the duo will be looked towards to pick up some of the slack created by

the graduation of Carter.

Deonte Smith was a pleasant surprise for the coaching staff when school opened this fall. The 6-10, 235 lbs. freshman paid his own way into school this year, but is hardly your typical walk-on. A top scholastic player from Mt. Zion, Smith brings solid defensive skills to the post positions and should add another big body for the Hokies.

The final of the four is Fabian Davis, a 6-6, 215 lbs., freshman forward. Davis could join McCandies, Calloway and Smith at the four spot, but is more suited to contribute at the three. All four have the talent and physical abilities to contribute from day one for the Hokies.

"We've become more competitive in the conference each and every year," Stokes said. "I'd like for us to take another step. It's nice to have a group of players who have experienced two years of BIG EAST play. That, along with this strong recruiting class, should enable us to make further strides in the conference."

Ricky Stokes likes to use a lot of players and, through tough defense and pressure, dictate the pace of the game. With the group assembled this year, it would appear that the Hokies are capable of doing that.

"I think we have gotten better. We have improved. No question, the BIG EAST is a basketball conference. It's nice to see a program in place, where upperclassmen show the younger kids how things work. That's when you know the program is in good shape. So, I guess the thing I'm most proud of is that the program is in better shape, both on the court and off the court."

Tech will count on a number of new faces to help in the continuing building process, but the talent level of this season's squad is the highest since Stokes took over four years ago. In the two BIG EAST campaigns, the staff has learned how big bodies, and plenty of them, are needed to win in this league. Look for the Hokies to continue the climb and make some noise in the conference this season.





*Meet*

***THE COACHES***

## RICKY STOKES HEAD COACH

In just three seasons as the head coach of the Virginia Tech Hokies, Ricky Stokes has built the solid base that the program needs in order to become an elite program in college basketball. During the 2001-02 season, the growth of the program became evident to all that saw the team play and was the talk of the conference in the final month of action.



Stokes enters his fourth season at Tech with a 34-52 overall mark. These numbers do not truly reflect the growth that the program has shown, both on and off the court. In simple terms, the Hokies are vastly improved as players, students and people under Stokes.

Stokes was named Virginia Tech's 26th head men's basketball coach at a press conference on March 24, 1999. He guided Virginia Tech to 16 wins in his first season as head coach and followed that with eight wins in the school's first season as a member of one of the top conferences in the nation, the BIG EAST. This past season, the Hokies doubled their conference win total and, more importantly, became a competitive team in the league night-in and night-out.

In his inaugural season in Blacksburg, Stokes led the Hokies to a 16-15 overall record and 8-8 in Tech's final Atlantic 10 campaign. With Tech's

performance in the 1999-2000 season, it became clear to see why experts consider Stokes one of the brightest young coaching talents in college basketball.

Even though the Hokies finished their inaugural season in the BIG EAST 8-19 overall, Stokes gave, perhaps, one of the top coaching performances in

the league. The Hokies, faced with no seniors, a lack of game experience and an ever-changing cast of players, played respectable basketball while facing the toughest schedule in school history.

In Tech's sophomore campaign in the BIG EAST, the steady improvement the team had demonstrated in year one was taken a step or two higher. Even though the team lost its first nine conference games, improvement never stopped. The proof was a 4-4 final month. Never out of games late in the season, the team, perhaps, made the greatest strides of any BIG EAST team in February and March. With the improved play came an improved record, as Tech finished the season 10-18 overall and 4-12 in the BIG EAST.

As a head coach, Stokes is establishing two things: the Hokies will be aggressive on the court and responsible off the court. Just now assembling the team that he needs to tackle the increased



demands, Stokes has made things quite clear on how the program will run. Do what is expected of you, or find some place else to be.

While an assistant coach, Stokes was involved in eight NCAA Tournaments (once reaching the Elite Eight and twice the Sweet 16) as a full-time assistant coach. He also was a part of four NCAA Tournament teams at the University of Virginia, where he played from 1980-84.

During his 11 seasons as a full-time assistant coach, Stokes recruited and/or coached such talent as 1997 college Player of the Year and No. 1 overall NBA draft pick Tim Duncan, and NBA first-round picks Randolph Childress and Rodney Rogers of Wake Forest. In addition,

Stokes also recruited McDonald's All-American center Loren Woods and 1997-98 ACC Freshman of the Year Robert O'Kelley to Wake Forest.

"He's an individual who has achieved at the highest level," Jim Weaver, Tech Director of Athletics said at the time of Stokes' hiring. "He is known as an outstanding recruiter and I happen to think that great recruits make great coaches. In doing my research and talking to people, their first comments were that he is as fine a human being as you'll ever have the privilege of being around. And in the time I've known him, I've found that to be true."

Stokes began his coaching career as a

# THE STOKES FILE

Full name ..... Roderick Leonard Stokes  
 Date of birth ..... March 29, 1962  
 Hometown ..... Richmond, Va.  
 High School ..... Highland Springs HS (Richmond, Va.)  
 College ..... Virginia, '84  
 Graduate degree ..... Virginia Commonwealth, '88  
 Wife ..... Karen  
 Children ..... Sydney (born Aug. 24, 1996)

## NCAA TOURNAMENT EXPERIENCE

1980-81 ..... Player ..... Virginia ..... Final Four  
 1981-82 ..... Player ..... Virginia ..... Sweet 16  
 1982-83 ..... Player ..... Virginia ..... Elite Eight  
 1983-84 ..... Player ..... Virginia ..... Final Four  
 1990-91 ..... Assistant Coach ..... Wake Forest ..... Second Round  
 1991-92 ..... Assistant Coach ..... Wake Forest ..... First Round  
 1992-93 ..... Assistant Coach ..... Wake Forest ..... Sweet 16  
 1993-94 ..... Assistant Coach ..... Wake Forest ..... Second Round  
 1994-95 ..... Assistant Coach ..... Wake Forest ..... Sweet 16  
 1995-96 ..... Assistant Coach ..... Wake Forest ..... Elite Eight  
 1996-97 ..... Assistant Coach ..... Wake Forest ..... Second Round  
 1998-99 ..... Assistant Coach ..... Texas ..... First Round

## COLLEGE COACHING EXPERIENCE

1984-85 ..... Graduate Assistant ..... Virginia  
 1988-89 ..... Assistant Coach ..... Bowling Green  
 1989-97 ..... Assistant Coach ..... Wake Forest  
 1997-98 ..... Assistant Coach ..... Virginia  
 1998-99 ..... Associate Head Coach ..... Texas  
 1999-present ..... Head Coach ..... Virginia Tech



graduate assistant coach at Virginia during the 1984-85 season. After one year, he entered the business world for two years. He stayed involved in coaching as an assistant at his high school alma mater, while earning his master's degree in counselor education from Virginia Commonwealth University in 1988. Stokes then joined the staff of former Virginia assistant Jim Larranaga at Bowling Green for the 1988-89 season.

He joined first-year

coach Dave Odom's staff at Wake Forest before the 1989-90 season, and played a major role in the development of All-American guard Randolph Childress as well as fellow guards Marc Blucas, Derrick McQueen, Anthony Tucker, Rusty LaRue, Tony Rutland and Jerry Braswell. In Stokes' eight years at Wake Forest, the Deacons advanced to the NCAA Tournament seven times including an Elite Eight appearance in 1995-96 and



Sweet 16 nods in 1994-95 and 1992-93.

After working at his alma mater under his former college teammate Jeff Jones during the 1997-98 season, Stokes joined Rick Barnes' staff at Clemson two weeks before Barnes accepted the head coaching job at the University of Texas. Stokes followed Barnes to Texas, where he spent the 1998-99 season as Associate Head Coach. That year, he helped guide the Longhorns to a 19-13 overall record and an NCAA first-round appearance. Texas went 13-3 in the Big 12 Conference, winning the league title for the first time in school history. Stokes also signed three of the top 10 players in the state of Texas during the fall signing period.

Following a standout prep career at Highland Springs High School in his hometown of Richmond, Va., Stokes enrolled at the University of Virginia. He played point guard for UVa's Final Four team as a freshman in 1979-80. The Cavaliers advanced to the NCAA Tournament in each of Stokes' four seasons. In fact, UVa was a No. 1 tournament seed in each of the last three years of the Ralph Sampson Era, from 1980-81 through


1982-83. As a senior in 1983-84, Stokes helped a Sampson-less squad to the Final Four in Seattle after finishing fifth in the ACC regular season.

Stokes served as co-captain of the 1983-84 team and earned the Virginia Basketball Leadership Award. Nationally, he was honored with the Frances Pomeroy Naismith Award, which is presented annually to the country's finest player under six-feet-tall.

While at Virginia, Stokes played in a school-record 134 consecutive games. Cavalier teams went 109-25 during his tenure, while posting a 43-13 league mark en route to three consecutive ACC championships (1980-81 through 1982-83). Stokes was also recognized for his outstanding contributions to the university off the court. He was given the honor of residing on The Lawn, and was selected to the prestigious IMP society. Stokes graduated from Virginia in 1984 with a bachelor's degree in psychology.

Stokes and his wife, Karen, reside in Blacksburg with their daughter, Sydney.

# A TALK WITH COACH RICKY STOKES



**Q. Now in year four, how does it feel to have a roster completely comprised of your recruits?**

A. It feels great to have, for the first time, some experienced players, along with some inexperienced players. We have some guys that have played, that have been through the BIG EAST. You have some freshmen that are talented enough to get some minutes, but are not forced into getting more time than they need.

**Q. How do you feel about this incoming class?**

A. We feel very excited. Our staff did an excellent job last year. We addressed a lot of needs. It's a class that is, no question, the most talented class that we've brought in since we've been here. Collectively, I think we shored up both the back court and the front court. More importantly, I think they will push our upperclassmen for the first time and we will have competition on a daily basis.

**Q. How does the depth that you now have go into the style of play you want on the court?**

A. We can play more aggressively on defense and can continue to push the ball on offense. We have a lot of interchangeable parts. We have a lot of guys that can play a lot of

different positions. Also, guys don't have to play as many minutes. Our players will be able to play harder, for a shorter amount of time.

**Q. How do you like your schedule this year?**

A. We are always trying to upgrade our program and I think its important to upgrade our schedule. This is probably a great time to have two ACC teams coming into Cassell. We are very excited about the schedule. We are going to the Virgin Islands and will play very good competition and the BIG EAST schedule is always tough.

**Q. How important is it, in the growth of a program, to play in a destination tournament, like the Virgin Islands?**

A. A trip like this provides a lot of different opportunities. It provides the opportunity to get away from home and visit a new place. It allows the team to spend some quality time together. It allows us to play some quality teams. And from a recruiting standpoint, it's important to visit some nice places.

**Q. How important is it, in the long run, to build a quality foundation for a program?**

A. We didn't want a 'flash in the pan'. We wanted to do it the right way and head the program in the right direction, like we are doing. We were pleased with how we finished last year and hopefully that has carried over in the summer. For each of the last two years, we've had a lot of players stay during the summer and work hard with Coach [Mike] Gentry.

**Q. How important are the summer workouts to the growth of this program?**

A. I think the kids know what to expect after going through the BIG EAST for two years. They want to continue to improve. They got a taste of late season success and they want to carry that momentum. Its funny to look at old films and see how small we were two years ago. One thing about our freshman class, they are bigger, initially, than the kids two years ago.

**Q. Last year, you went from the worst to the best rebounding team in the**

**conference. What are you looking for this season?**

A. We want to take better care of the ball; limit turnovers. We have to do a better job of that. Statistically, when we do a good job of handling the ball, better things happen to us.

**Q. How much has the academic success of the program helped in other areas?**

A. We preach that you can't have excellence in one area and not the other. We are proud of what we have accomplished academically. We are proud to have the BIG EAST Scholar-Athlete of the Year (Carlton Carter) last year. Overall, we challenge our team to do the best that they can do and that carries over onto the court. If you are competing off the court, you're going to compete on the court. You can't have one without the other. I give the staff a lot of credit recruiting kids that can compete here academically. Virginia Tech is a competitive school and there is no place to hide.

# MARK CLINE

## ASSOCIATE HEAD COACH

Mark Cline enters his fourth season at Virginia Tech. He serves as the Hokies' recruiting coordinator and coordinates Tech's travel plans. This past summer, Cline was promoted to associate head coach.

Cline, a native of Williamson, W.Va., began his collegiate coaching career as a graduate assistant at Wake Forest in 1988. The following year, he joined Jeff Capel's staff at Fayetteville State University as an assistant. A

year later, he was elevated to associate head coach. During his tenure at Fayetteville State, the Broncos moved from the bottom of the CIAA's Southern Division to rank among the top programs in the conference.

Cline also served as the head men's golf coach at Fayetteville State from 1989-93. He was named CIAA Golf Coach of the Year in 1991-92 and in 1992-93.

After his four-year stint at Fayetteville State, Cline took

an assistant coaching position at North Carolina A&T in 1993. The Aggies captured the MEAC Championship and earned a bid to the NCAA Tournament in his one season there.

The following year, he moved to Old Dominion University, where he remained for the next five seasons. The Monarchs won the CAA championship in 1994-95 and 1996-97 to advance to the NCAA Tournament twice. In the 1998-99 season, ODU advanced to the second round of the National Invitation Tournament and finished with a 25-9 record, tying the school record for wins in a season.

Cline, 38, played college basketball at Wake Forest University from 1984-87. He finished his career at Wake Forest as the Deacons' 17th all-time scorer with 1,202 points. He also ranks among the school's top career free throw shooters with a mark of 81.7 percent, the eighth best at Wake. In 1986-87, Cline was Wake Forest's top 3-point shooter, hitting 41.7 percent. He also served as team co-captain from 1985-87.

Cline graduated from Wake Forest in 1988 with a bachelor of science degree in

sociology and a minor in history and education. He played professional basketball for one

year in Belgium before beginning his coaching career.

An outstanding high school career at Williamson High School saw Cline selected Player of the Year twice in West Virginia. He averaged over 30 points per game and led his team to the state championship. He scored a career-high 55 points in one game.

"Mark Cline is a tremendous asset to Virginia Tech," Tech head coach Ricky Stokes said. "He is a tireless and highly regarded recruiter. His knowledge of and passion for the game make him an outstanding assistant coach."

During his high school career, Cline was selected to a host of All-America teams, including *Street & Smith's* (first team) twice and McDonald's. Cline was inducted into the Williamson High School Sports Hall of Fame in 2000. He was the first West Virginia High School *Parade* All-American to play in the McDonald's Classic.

Cline and his wife, Nancy, have one daughter, Layla Elizabeth, born on Feb. 9, 2002.



### THE CLINE FILE

Full Name ..... Mark Stephen Cline  
 Date of birth ..... June 9, 1964  
 Hometown ..... Williamson, W.Va.  
 High School ..... Williamson HS (Williamson, W.Va.)  
 College ..... Wake Forest, '88  
 Wife ..... Nancy  
 Children ..... Layla

### COACHING EXPERIENCE

Fayetteville State University — Assistant Coach (1988-89)  
 Fayetteville State University — Associate Head Coach (1989-93)  
 North Carolina A&T — Assistant Coach (1993-94)  
 Old Dominion — Assistant Coach (1994-99)  
 Virginia Tech — Assistant Coach (1999-2002)  
 Virginia Tech — Associate Head Coach (2002-present)



# MICHAEL HOPKINS

## ASSISTANT COACH

Michael Hopkins begins his first season as an assistant coach for the Hokies. A veteran coach with a wealth of experience, Hopkins' primary duties will

include recruiting and working with the perimeter players.

Hopkins comes to Virginia Tech from The Citadel, where he had



(S.C.) High School before returning to Coastal Carolina for the 1988-89 season. He served as an assistant for the Chanticleers from 1988-94 and was the head coach at Coastal Carolina from 1994-98.

Hopkins was an assistant for the 1989-90 and 1990-91 seasons at Western Carolina before serving three seasons at East Carolina, helping the Pirates to the Colonial Athletic Association Tournament title and an NCAA Tournament appearance in 1994.

Hopkins is a 1983 graduate of Coastal Carolina where he earned a bachelor's degree in physical education.

A native of Columbia, S.C., Hopkins, is married to the former Janice Dewitt of Conway, S.C., and the couple has two children, Mychal and Megan.

served as an assistant since 1999. Prior to The Citadel, Hopkins served as the head coach at Carolina Forest High School in Myrtle Beach, S.C. He was named Coastal Carolina's third head basketball coach prior to the 1994-95 season.

Hopkins began his coaching career as an assistant at Coastal Carolina during the 1984-85 season. He also worked at USC Aiken and at Aiken



### THE HOPKINS FILE

Full Name ..... Michael Wayne Hopkins  
 Date of birth ..... March 6, 1960  
 Hometown ..... Columbia, S.C.  
 High School ..... Lower Richlands, '78  
 College ..... Coastal Carolina, '83  
 Wife ..... Janice  
 Children ..... Mychal, Megan

#### COACHING EXPERIENCE

- Coastal Carolina — Assistant Coach (1984-85)
- USC-Aiken — Assistant Coach (1985-86)
- Aiken (S.C.) High School — Assistant Coach (1986-88)
- Western Carolina — Assistant Coach (1989-91)
- East Carolina — Assistant Coach (1991-94)
- Coastal Carolina — Assistant Coach (1988-94)
- Coastal Carolina — Head Coach (1994-98)
- Carolina Forest (S.C.) High School — Head Coach (1998-99)
- The Citadel — Assistant Coach (1999-2002)
- Virginia Tech — Assistant Coach (2002-present)

# STEVE LYTTON

## ASSISTANT COACH



Steve Lytton begins his fourth season on the Hokie basketball staff. He is responsible for the day-to-day administration of the program, as well as on-the-court coaching.

He came to Virginia Tech after serving as the head men's basketball coach at Anderson College in

Anderson, S.C., since 1985.

A native of Statesville, N.C., Lytton led Anderson College to six 20-win seasons before the Trojans made the conversion from junior college to a four-year school. In March of 1994, Anderson was ranked No. 1 in the country in the junior-college poll. Lytton was also the athletic director at

Anderson College from 1985 to 1996.

Lytton led the Anderson basketball program to Division II status in 1995. The highlight of Lytton's final four seasons was a 79-77 victory over Winthrop on Nov. 26, 1998 — Anderson's first-ever victory over a Division I school.

Lytton has a career record of 366-240 as a head coach.

"I have always been impressed with Steve Lytton's knowledge of the game, his passion for teaching and the manner in which he conducts himself both on and off the court," Ricky Stokes said. "Our basketball players benefit greatly from his experience and insight."


Lytton, 58, attended Surgoinsville (Tenn.) High

School before graduating from Lees-McRae Junior College and East

Tennessee State University in 1968. He was a three-sport letterman at Lees-McRae in football, basketball and baseball. Lytton served as a co-captain in basketball and baseball.

Lytton started his coaching career at Franklin (N.C.) High School in 1972. He built a winning program at North Greenville College (1978-85) in Tigerville, S.C., before taking the job at Anderson in 1985. Lytton also served as the athletic director at North Greenville College during that time.

Lytton and his wife, Pam, have two children, Shane and Stephanie.



### THE LYTTON FILE

Full name ..... Steve William Lytton  
 Date of birth ..... March 8, 1944  
 Hometown ..... Statesville, N.C.  
 High School ..... Surgoinsville HS (Tenn.)  
 College ..... East Tennessee State, '68  
 Graduate degree ..... East Tennessee State, '69  
 Wife ..... Pam  
 Children ..... Shane and Stephanie

#### COACHING EXPERIENCE

Madison Junior High School (Titusville, Fla.) — Athletic Director, Head Football Coach, Head Basketball Coach and Head Track Coach (1969-72)

Franklin High School (Franklin, N.C.) — Head Women's Basketball Coach, Assistant Football Coach and Baseball Coach (1972-73)

Lees-McRae Junior College (Banner Elk, N.C.) — Assistant Football Coach, Assistant to the President and Dean of Men (1973-74)

Franklin High School (Franklin, N.C.) — Head Men's Basketball Coach (1974-78)

North Greenville College (Tigerville, S.C.) — Head Men's Basketball Coach, Athletic Director (1978-85)

Anderson College (Anderson, S.C.) — Head Men's Basketball Coach (1985-99), Athletic Director (1985-96)

Virginia Tech — Assistant Basketball Coach (1999-present)



# ANDRÉ RAY

## ADMINISTRATIVE ASSISTANT



André Ray begins his first season as administrative assistant for Virginia Tech, but is no stranger to the Hokies. Ray was a four-year letterwinner for the Hokies from 1995-2000. He appeared in 112 games and was on Ricky Stokes' first team, which was 16-15 in the 1999-2000 season.

Ray is a 1999 graduate of Virginia Tech with a degree in housing, interior design and resource management and earned his master's degree in urban affairs and planning in 2002. He interned in the Virginia Tech Athletics Department during the 2000-01 academic year and has worked for the JBG

Companies in Washington, D.C., for the past year. Ray will oversee the academic progress of the student athletes and handle day-to-day administrative duties in the program, including team travel. A native of Lillington, N.C., Ray is single and resides in Blacksburg.



## SHARON SPRADLIN

### BASKETBALL SECRETARY

Sharon Spradlin, a veteran of the Virginia Tech Athletics Department, begins her 10th season as the basketball secretary.


A native of Blacksburg, Va., Spradlin worked in the Tech sports information

department from 1987-93. She began her current position in November 1993.

Spradlin graduated from Blacksburg High School and attended New River Community College. Spradlin and her husband, Stephen,

have two children, Stacie and Josh, and two grandchildren, Savannah and Dalton.

In her spare time, Spradlin enjoys working in her church, reading and spending time with her family.



## KEITH DOOLAN

### ATHLETIC TRAINER

Keith Doolan is entering his third season as athletic trainer for the men's basketball team at Virginia Tech.

Doolan served two years as a graduate assistant in the Tech training room and joined the staff full-time in July of 2001. His other duties include assistant trainer with football.

Doolan came to Virginia Tech in 1999 following graduation from Tusculum College in Greeneville, Tenn. While at Tusculum, Doolan worked two years in the training room.

Doolan received a degree in physical education with a concentration in athletic training in 1999. In 2000 he

earned a master's degree in health promotion from Virginia Tech. He is currently enrolled in the health promotion doctoral program at Tech. He was certified by the NATA in 1999.

Doolan is engaged to former Virginia Tech women's basketball standout Amy Wetzel and lives in Blacksburg.



**Eric Cross**  
Equipment Manager



**Brent Blevins**  
Head Student Manager



**Julieanna McGuire**  
Student Manager



**Richard Shirk**  
Student Manager



**Shannon Carneal**  
Student Trainer





*Meet*

***THE HOKIES***



# #3

## ERIC BRANHAM

Guard

6-0, 178, Senior

Washington, D.C./Cardoza H.S./Hagerstown C.C.



Returning player who will challenge for starting point guard job this fall ... Outstanding passer who also is an excellent shooter ... Strong at distributing the ball and running the offense ... Good defensive player who fits well in the Virginia Tech scheme of pressure defense ... Team leader.

**2001-02:** Appeared in 26 games for the Hokies, starting five times ... Scored the winning points in the win over VMI ... Suffered a broken hand on Nov. 6 ... Missed the first game of the season ... Returned to action on Nov. 20 in the win over Rhode Island, playing 10 minutes ... Had six assists in the win over East Carolina ... Re-fractured his hand in the loss to Murray State and missed the Wisconsin-Milwaukee game, but returned to action in the loss to Western Michigan ... Had six assists in a season-high 26 minutes of playing time in the win over Radford ... Came off the bench with 10 points in the home loss to Villanova ... Grabbed a career-high six rebounds and led the Hokies with five assists in the loss at Villanova ... Came off the bench with four assists in the loss at Providence ... Had his best game of the season with a career-high 12 points and four assists in the season-ending loss at #22 Miami, shooting five of seven from the field.

### BRANHAM'S CAREER HIGHS

PTS ..... 12 at Miami, 3-2-02  
 MIN ..... 27 at Syracuse, 1-26-02  
 FGM ..... 5 at Miami, 3-2-02  
 FGA ..... 8 at Providence, 2-9-02  
 3FGM .... 2 vs Villanova, 1-15-02  
 3FGA ..... 4 vs Villanova, 1-15-02  
 FTM ..... 2 vs Northeastern, 11-29-01  
           2 vs Murray State, 12-7-01  
           2 vs Western Michigan, 12-12-01  
           2 vs Seton Hall, 1-5-02  
           2 at Miami, 3-2-02  
 FTA ..... 4 at Virginia, 12-1-01  
           4 vs Murray State, 12-7-01  
           4 at Connecticut, 1-10-02  
 REB ..... 6 at Villanova, 1-30-02  
 AST ..... 6 vs East Carolina, 11-27-01  
           6 vs Radford, 12-15-01  
 BS ..... 1 vs Western Michigan, 12-12-01  
           1 at Boston College, 1-20-02  
           1 vs Boston College, 2-6-02  
           1 vs Rutgers, 2-27-02  
 STL ..... 2 vs Murray State, 12-7-01  
           2 at Miami, 3-2-02




### Community College:

Started at the point for Hagerstown Community College in Maryland ... Averaged 15.3 ppg and 5.4 assists for coach Jim Brown ... MVP as a sophomore ... All-Maryland C.C. ... All-tournament and tournament MVP at the conference tournament as a sophomore ... Region IV All-tournament ... Originally attended Butler J.C. in Kansas, but did not play basketball ... Redshirted first year at Hagerstown.

**High School:** Two-year letterwinner at Cardoza H.S. in Washington, D.C. ... Team MVP as a senior ... All-DCIAA West and All-Met selection ... Honorable mention All-American as a senior.

**Personal:** Eric J. Branham ... Born November 12, 1978, in Washington, D.C. ... Son of Alvin and Lisa Branham ... Majoring in psychology.



### BRANHAM'S STATISTICS

YEAR	G-	GS	FGM-	Att	Pct	3PTM-	Att	Pct	FTM-	Att	Pct	Reb	Avg	A	BK	S	TP	Avg
01-02	26-	5	36-	108	.333	9-	41	.220	18-	36	.500	65	2.5	65	4	15	99	3.8



## BRIAN CHASE

Guard

5-10, 167, Senior

Washington, D.C./Dunbar H.S.

Team leader ... Career leader in three-point field goal percentage at Tech ... Joined the Hokies after the first semester of the 1999-2000 season... Outstanding shooter who has worked hard to become a better defensive player ... Can play either guard position, but should see most of his action on the wing this season ... Works hard and brings an excellent attitude to the court ... Dedicated team player that played his first BIG EAST campaign with a broken right (shooting) hand ... One of the best perimeter shooters in the BIG EAST ... Has above-average quickness with good ball-handling skills.

**2001-02:** Appeared in all 28 games and started 24 times ... Second on the team in scoring ... Made his last 24 consecutive free throws ... Led the BIG EAST in three-point field goal percentage and was fifth in made three-pointers ... In his two seasons of BIG EAST action, Chase's .421 from three-point range is best in the conference ... Had five assists in the win over East Carolina ... Scored 12 points in the win over Northeastern ... Had three first half three-pointers in the loss at #9/8 Virginia ... Came off the bench with a season-high 24 points and a career-high seven three-point field goals in the loss to Murray State ... Returned to the starting line-up and scored 17 points and six rebounds in the loss to Wisconsin-Milwaukee ... Scored 10 points in the loss to Western Michigan ... Came off the bench with 13 points in the loss at Florida State ...



Scored 16 points off the bench in the home loss to Connecticut ... Scored 14 points in the loss to Seton Hall ... Earned the start in the loss at UConn and led the Hokies with 15 points ... Had 10 points in the home loss to Miami ... Had 13 points in the home loss to Villanova ... Scored 10 points and dished out a career-high-tying five assists in the loss at Boston College ... Scored 14 points in the loss at #12 Syracuse ... Scored 12 points in the loss at Villanova ... Led the Hokies with 16 points in the home loss to St. John's ... Scored 11 points in the win over Boston College ... Had 12 points in the loss at Providence ... Scored 13 points in the win at West Virginia ... Had 12 points in the

win over Rutgers, including 10-10 from the line ... His 10-10 free throws in the win over Rutgers was one of four perfect nights at the line in the conference (with at least 10 attempts) ... Scored 12 points in the season-ending loss at #22 Miami.

**2000-01:** Led the BIG EAST Conference in three-point field goal percentage ... Appeared in 23 games, starting 18 times ... Led team in scoring (12.9 ppg) and was third in assists (48) ... Led team in three-pointers made (60) ... Scored eight points in his first game back from the foot injury vs. William & Mary ... Led Tech with 16 points vs. Liberty ... Was named to the 2000 Carrier Classic All-Tournament team

after scoring 24 points in the first round win over Fairfield and 15 points in the loss to Syracuse ... Led Tech with 18 points in the win at Mount St. Mary's ... Broke right (shooting) hand prior to Christmas ... Returned to action in the Villanova game, leading Tech with 19 points off the bench ... Hit the game-tying three-pointer to send the game to overtime ... Scored 13 points off the bench in the Hokies' win over Miami, including 8-8 from the line, all in the second half ... Returned to the starting line-up in front of the hometown fans at Georgetown, leading all scorers with 20 points ... Had a career-high 28 points in the loss at Villanova, including 22 points in the first half ... Had a career-high six three-pointers at Villanova ... Had 10 points in the loss to Providence ... Had 14 points in the loss at #20 Boston College ... Led Tech with 16 points in the loss at #23 Connecticut and had a career-high tying four assists and four steals ... Was held scoreless at Miami, the first time as a Hokie he has not scored in a game, but came back with a team-high 16 points in the home loss to Boston College ... Led the Hokies with 12 points in the loss to West Virginia, while dishing out a career-high five assists ... Led Tech with 15 points in the home loss to UConn and led Tech with 12 points in the loss at BC ... Led Hokies with 11 points in the season finale at Pittsburgh.

**1999-00:** Joined the Hokies for the second semester ... Played in 24 games and started the last 18 at guard ... Made 49.5 percent of Tech's 3-

pointers ... Led the team in minutes played at 33.0 per game ... Named to the Atlantic 10 All-Rookie team ... Averaged 12.9 points and 3.8 rebounds per game ... Practiced just two days with the team before competition in the San Juan Shootout ... Named to the All-Tournament team after posting 14 points against Illinois State, 22 points against Auburn and 13 points against Louisiana-Lafayette ... Also named Atlantic 10 Rookie of the Week for that performance ... Had 15 games in double figures ... Scored a career-high 24 points against La Salle ... Shot 40.9 percent from the field, 38.4 percent from 3-point range and 75.6 percent from the free-

throw line ... Made his first collegiate start against Dayton ... 11 of his 16 double-figure games came away from Cassell Coliseum ... Became the first Tech freshman in 20 years to record five 20-point scoring games in a season.

**High School:** Played high school basketball at Dunbar High School in Washington, D.C. ... Competed for coach Gary Lampkins ... Named to the All-Metro first team ... Earned MVP honors his senior year ... A four-year letterwinner at point guard.

**Personal:** Brian Matthew Chase ... Born October 8, 1981, in Washington, D.C. ... Son of Catreeda Lloyd ... Enrolled in human services.



### CHASE'S CAREER HIGHS

- PTS ..... 28 at Villanova, 1-17-01
- MIN ..... 45 vs UWM, 12-8-01
- FGM ..... 9 vs La Salle, 3-1-00
- FGA ..... 17 vs La Salle, 3-1-00  
17 at Villanova, 1-17-01
- 3FGM .... 7 vs Murray State, 12-8-01
- 3FGA ..... 13 at Villanova, 1-17-01
- FTM ..... 10 vs Rutgers, 2-27-02
- FTA ..... 10 vs Fairfield, 12-1-00  
10 vs Rutgers, 2-27-02
- REB ..... 7 at Dayton, 1-9-00  
7 vs G. Washington, 1-15-00  
7 vs Dayton, 3-4-00
- AST ..... 5 vs West Virginia, 2-14-01  
5 vs East Carolina, 11-27-01  
5 at Boston College, 1-20-02
- BS ..... 1 vs Dayton, 3-4-00  
1 at Boston College, 1-31-01  
1 vs VMI, 12-3-01  
1 vs Boston College, 2-6-02  
1 at Providence, 2-9-02
- STL ..... 4 vs UL-Lafayette, 12-22-99  
4 at Connecticut, 2-3-01  
4 at Duquesne, 2-27-00  
4 vs Murray State, 12-7-01

### CHASE'S STATISTICS

YEAR	G-	GS	FGM-	Att	Pct	3PTM-	Att	Pct	FTM-	Att	Pct	Reb	Avg	A	BK	S	TP	Avg
99-00	24-	18	106-	259	.409	63-	164	.384	34-	45	.756	92	3.8	30	1	28	309	12.9
00-01	23-	18	95-	215	.442	60-	131	.458	47-	58	.810	67	2.9	48	1	26	297	12.9
01-02	28-	24	103-	233	.442	71-	168	.423	40-	47	.851	59	2.1	51	3	29	317	11.3
Totals	75-	60	304-	707	.430	194-	463	.419	121-	150	.807	218	2.9	129	5	83	923	12.3



# TERRY TAYLOR

Center

6-8, 292, Senior

Chesapeake, Va./Tallwood H.S./Allegany College




# #33

Returning starter in the post for the Hokies ... Became a force in the BIG EAST Conference in his first season ... Helped Hokies go from worst to best rebounding team in the league last season ... Has strong offensive post skills ... Can score in the paint and shoot from 15-16 feet ... Has the size to bang in the BIG EAST Conference ... Should become one of the top post players in the BIG EAST this season ... Strong candidate for pre-season honors.


**2001-02:** Appeared in all 28 games, starting the first 20 and starting 25 games overall ... Third on the team in scoring and second in rebounding ... 15th in the BIG EAST in rebounding (13th in conference games) ... Finished the season with five double-doubles (his four in conference games was eighth-best in the league) ... Recorded a double-double in his first game with the Hokies, 19 points and 13 rebounds in the win over Mt. St. Mary's ... Followed that with 16 points and seven rebounds in the win over Rhode Island ... Had 11 points in the win over East Carolina and 12 points in the win over Northeastern ... Had 13 points in the loss to Wisconsin-Milwaukee ... Scored 13 points in the loss at Florida State ... Led the Hokies with 17 points and 11 rebounds in the home loss to Connecticut ... Scored 16 points in the loss to Seton Hall ... Led the Hokies with 17 points in the home loss to Miami, also grabbing eight rebounds ... Recorded his third double-double of the season with 14 points and 10 rebounds in the home loss to





### TAYLOR'S CAREER HIGHS

PTS .....	21 at Providence, 2-9-02
MIN .....	36 vs Boston College, 2-6-02
FGM .....	7 vs Mt. St. Mary's, 11-17-01
FGA .....	14 vs Radford, 12-15-01
3FGM .....	0
3FGA .....	0
FTM .....	9 at Providence, 2-9-02
FTA .....	14 vs Villanova, 1-15-02
REB .....	13 vs Mt. St. Mary's, 11-17-01
AST .....	4 vs Boston College, 2-6-02
BS .....	2 at St. John's, 2-16-02 2 vs Providence, 2-23-02
STL .....	2 vs VMI, 12-3-01; 2 vs UWM, 12-8-01; 2 vs Western Michigan, 12-12-01; 2 vs St. John's, 2-3-02



Villanova, also dishing out a then career-high-tying three assists ... Scored 12 points in the loss at Villanova ... Came off the bench in the home loss to St. John's, scoring 15 points (on 6-7 from the field) and tied a career-high with two steals ... Recorded his fourth double-double with 12 points and 12 rebounds in the win over Boston College ... Led the Hokies with a career-high four assists against BC ... Recorded his fifth double-double with a career-high 21 points and 12 rebounds in the loss at Providence ... Scored 13 points and had two blocked shots in the loss at St. John's ... Led the Hokies with 18 points in the home win over Providence.

**Junior College:** Started in the post at Allegany College in Maryland ... Team made it to the JUCO national finals in

2001 ... Team MVP as a freshman and sophomore ... First-team all-region as a freshman and sophomore ... Region XX and District III MVP in 2001 ... All-tournament at the JUCO National Championships ... Was a teammate of former Hokie Mibindo Dongo at Allegany as a freshman.

**High School:** Two-year letterwinner for Coach Johnny Pope at Tallwood H.S. ... All-Tidewater and All-Beach 1996-98 ... All-State as a senior ... Team MVP as a senior ... Won the AAU national championship in 1996-97 ... Scored 51 points against Woodbridge as a senior.

**Personal:** Terrell L-R Taylor ... Born January 8, 1981 ... Son of Lanatatesora Paz-Taylor ... Sociology major ... Uncle, Christopher Dowson, played basketball at South Carolina.

### TAYLOR'S STATISTICS

YEAR	G-	GS	FGM-	Att	Pct	3PTM-	Att	Pct	FTM-	Att	Pct	Reb	Avg	A	BK	S	TP	Avg
01-02	28-	25	110-	206	.534	0-	0	.000	91-	132	.689	181	6.5	28	5	15	311	11.1



# CARLOS DIXON

Guard/Forward

6-7, 189, Junior

Salisbury, N.C.


South Rowan H.S./Fork Union Military Academy

Ricky Stokes' first signee at Virginia Tech ... Can play any of the perimeter positions ... Plays well off the dribble ... Spent each of the last two summers on campus, working on his overall game ... Explosive scorer who can shoot from the perimeter and slash to the basket ... One of the most versatile players and best perimeter shooters in the league ... Good outside shooter who handles the ball well ... Has seen a lot of time at the point but should move full-time to the shooting guard spot this season ... Could become one of the top players in the BIG EAST before he is finished ... Candidate for pre-season honors.


**2001-02:** Started 18 games and appeared in 24 games ... Led the Hokies in scoring, assists and steals ... Was 11th in the BIG EAST in three-point field goal percentage and 14th in made three-pointers ... Scored in double-figures in 16 games ... Suffered a stress fracture in his right foot and saw limited action against Murray State before missing the Wisconsin-Milwaukee game ... Returned to action in the home loss to Connecticut, after missing four games with a stress fracture in his right foot, scoring 12 points off the bench for the Hokies ... Opened the season with 15 points and a career-high eight assists in the win over Mt. St. Mary's ... Had 17 points and six assists in the win over Rhode Island ... Had 18 points and four assists in the loss at Old Dominion ... Scored a season-high 20 points in the win over East Carolina ...

Had 11 points in the win over Northeastern ... Led the Hokies with 12 points in the loss at #9/8 Virginia ... Had 15 points in the win over VMI ... Made his first start since returning from the foot injury and scored 13 points in the loss at UConn ... Scored 11 points in the home loss to Miami ... Scored a career-high 25 points in the home loss to Villanova ... Came off the bench with 12 points in the loss at #12 Syracuse ... Led the Hokies with 19 points and hit the game-winning three-point field goal with :01.3 remaining in Tech's win over Boston College ... Scored 15 points in the win at West Virginia ... Led the Hokies with 13 points in the loss at St. John's ... Scored 13 points in the home win over Providence ... Scored 14 points in the season-ending loss at #22 Miami, dishing out seven assists.

**2000-01:** Started every game for the Hokies ... Second on the team in scoring (11.0 ppg) ... Led team in steals (47), minutes played (864) and assists (77) and was second in blocked shots (22) ... Second in three-pointers made (50) ... Scored in double figures in 15 games as a freshman ... Opened his Virginia Tech career with 21 points in the win over VMI ... Had 13 points each against Virginia and Liberty ... Had 15 points and seven rebounds in the win over Fairfield and followed that with 12 points in the loss at Syracuse ... Had 14 points, eight rebounds and six assists in the win over ETSU ... Scored 20 points in the win over High Point, including 6-10 from



# #32





three-point range ... Had 15 points and four assists in the overtime loss to Villanova ... Had five assists in the win over Miami ... Scored 11 points in the loss at Georgetown, his first start at the point ... Had 13 points and a career-high eight assists in the loss at Villanova ... Had 13 points in the loss at #23 Connecticut ... Tied a career-high with 21 points in the loss at Miami ... Scored 10 points in the loss to West Virginia ... Scored 14 points in the loss to Notre Dame.

**Fork Union/High School:**

Averaged 13.4 points and 5.5 rebounds per game at Fork Union ... Averaged 18.5 points and 9.3 rebounds as a senior at South Rowan High School in Salisbury, N.C. ... Played in North Carolina East-West All-Star game ... Second-leading scorer in South Rowan history, despite playing just two seasons ... Two-year letterwinner.

**Personal:**

Carlos Ray Dixon ... Born September 11, 1981 in Salisbury, N.C. ... Son of Marvin Dixon and Hattie Stede ... Majoring in residential property management ... Brother, Marvin, played basketball at Pfeiffer University and has played professionally overseas in Israel and Argentina.



**DIXON'S CAREER HIGHS**

- PTS ..... 25 vs Villanova, 1-15-02
- MIN ..... 48 vs High Point, 12-30-00
- FGM ..... 8 vs Villanova, 1-15-02
- FGA ..... 18 at Old Dominion, 11-24-01
- 3FGM .... 6 vs High Point, 12-30-00
- 3FGA ..... 10 vs High Point, 12-30-00
- FTM ..... 7 vs VMI, 11-18-00
- FTA ..... 8 vs VMI, 11-18-00
- REB ..... 8 vs ETSU, 12-18-00
- AST ..... 8 at Villanova, 1-17-01
- 8 vs MSM, 11-17-01
- BS ..... 4 vs Miami, 1-10-01
- STL ..... 5 vs High Point, 12-30-00

**DIXON'S STATISTICS**

YEAR	G-	GS	FGM-	Att	Pct	3PTM-	Att	Pct	FTM-	Att	Pct	Reb	Avg	A	BK	S	TP	Avg
00-01	27-	27	97-	289	.336	50-	144	.347	52-	70	.743	96	3.6	77	22	47	296	11.0
01-02	24-	18	102-	274	.372	54-	152	.355	35-	42	.833	66	2.8	74	18	38	293	12.2
Totals	51-	45	199-	563	.353	104-	296	.351	87-	112	.777	162	3.2	151	40	85	589	11.5

## BRYANT MATTHEWS

Forward

6-7, 202, Junior

Columbia, S.C./Columbia H.S.

Versatile player who can play both forward positions ... Spent most of the past two summers on campus, working on his conditioning and overall game ... This could be a breakout season for Matthews ... Returning starter at small forward ... Very athletic player who attacks the rim ... Can score in a variety of ways; putting the ball on the floor, shooting the three or posting up ... Excellent rebounder for his size ... Very explosive in the transition game ... One of the most athletic players in the BIG EAST.

**2001-02:** Started 27 games and appeared in all 28 games ... Scored in double figures 14 times in 2001-02 ... Had 10 points and nine rebounds in the win over Mt. St. Mary's ... Had 11 points in the win over East Carolina ... Had 10 points and four assists in the win over Northeastern ... Led the team with 12 points, four assists and four blocked shots in the loss at #9/8 Virginia ... Tied a career-high with five assists in the win over VMI, also blocking three shots ... Had 10 points in the loss to Murray State and followed that with his first double-double of the season, 14 points and 12 rebounds in the loss to Wisconsin-Milwaukee ... Scored a then season-high 18 points in the win over Radford ... Scored 10 points in the loss at Florida State ... Had four assists in the home loss to Villanova ... Had his best game of the season to date

with a season-high 19 points on seven-of-nine from the field and six rebounds in the loss at #22/21 Boston College ... Followed that performance with a team-high 16 points in the loss at #12 Syracuse ... Scored 12 points in the loss at Villanova ... Recorded career-highs with 23 points and seven steals in the win at West Virginia, also grabbing 11 rebounds for his second double-double of the season ... Had eight points and 10 rebounds in the loss at St. John's ... Came off the bench to lead the Hokies with 15 points and eight rebounds in the win over Rutgers ... Led Tech in scoring with 15 points in the season-ending loss at #22 Miami.

**2000-01:** Started the first 25 games for Tech ... Missed the Notre Dame game with a bruised right leg, but returned to action in the season finale at Pittsburgh ... Second among regulars in rebounding (5.2 rpg) and third among regulars in scoring (9.1 ppg) ... Second on the team in steals (32) and fourth in assists (46) ... Began his Tech career with 10 points and six rebounds in the win over VMI ... Had 11 points and six rebounds in the win over Fairfield ... Recorded his first double-double in the win over ETSU with 16 points and 13 rebounds ... Had nine points and nine rebounds at Mount St. Mary's ... Scored 14 points at Chattanooga ... Registered his second double-double with a career-high 21 points and 10 rebounds in the win over High



Point ... Had 16 points and seven rebounds in the overtime loss to Villanova ... Had 16 points in the win over Miami ... Had 10 rebounds and four steals in the loss to Providence ... Had a career-high five assists in the loss at #20 Boston College ... Had 15 points and four assists in the loss at #23 Connecticut ... Scored 12 points in the loss at Miami and followed that with 11 points in the home loss to Boston College ... Dished out a career-high tying five assists in

the loss to West Virginia.  
**High School:** Averaged 23 points and 10 rebounds per game at Columbia High School in Columbia, S.C. ... Two-year letterwinner ... All-State as a senior; also all-city and all-region ... Pittsburgh Hoops Classic Dunk Champion in 2000 ... Played in North-South All-Star game.  
**Personal:** Bryant Matthews ... Born January 12, 1982, in Columbia, S.C. ... Son of James and Robin Matthews ... Physical education major.

### MATTHEWS' CAREER HIGHS

PTS ..... 21 vs High Point, 12-30-00  
 MIN ..... 45 vs High Point, 12-30-00  
 FGM ..... 9 at West Virginia, 2-13-02  
 FGA ..... 18 at West Virginia, 2-13-02  
 3FGM .... 3 vs East Carolina, 11-27-01  
           3 at Boston College, 1-20-02  
           3 at West Virginia, 2-13-02  
 3FGA ..... 8 at West Virginia, 2-13-02  
 FTM ..... 8 vs High Point, 12-30-00  
           8 at Syracuse, 1-26-02  
 FTA ..... 11 vs Elon, 12-6-00  
           11 vs High Point, 12-30-00  
 REB ..... 13 vs Elon, 12-6-00  
 AST ..... 5 at Boston College, 1-31-01  
           5 vs West Virginia, 2-14-01  
           5 vs VMI, 12-3-01  
           5 vs St. John's, 2-3-02  
 BS ..... 4 at Virginia, 12-1-01  
           4 vs Rhode Island, 11-20-01  
 STL ..... 7 at West Virginia, 2-13-02



### MATTHEWS' STATISTICS

YEAR	G-	GS	FGM-	Att	Pct	3PTM-	Att	Pct	FTM-	Att	Pct	Reb	Avg	A	BK	S	TP	Avg
00-01	26-	25	78-	193	.404	16-	60	.267	64-	101	.634	136	5.2	46	14	32	236	9.1
01-02	28-	27	91-	249	.365	27-	94	.287	67-	95	.705	143	5.1	57	26	32	276	9.9
Totals	54-	52	169-	457	.370	43-	154	.279	131-	196	.668	279	5.2	103	40	64	512	9.5

## DIMARI THOMPCKINS

Forward/Center  
6-9, 254, Sophomore  
Lakeland, Fla.

Lake Gibson H.S./Hargrave Military Academy

Powerful player who will challenge for a starting position in the post this season ... Has worked hard in the weight room and will play 30-40 pounds lighter this season than last ... Outstanding offensive skills ... Showed flashes last season after joining the team in late

December ... Can play either post spot ... Became eligible following the first semester last season after being out of school and basketball for two years ... Could be one of the biggest surprises in the BIG EAST this season ... Had a good first year in the classroom, as well.



# #34

**2001-02:** Joined the team on Dec. 21 and appeared in 13 games ... Made his first appearance in the loss at Florida State, scoring two points and drawing two charges and followed that with three points in the home loss to Connecticut ... Had 10 points

in the loss to Seton Hall.

**High School:** Went to Lake Gibson High School in Lakeland, Fla. and then attended Hargrave Military Academy during the 1998-1999 season ... Averaged 21.8 ppg, 12.6 rpg and 4.0 appg at Lake Gibson ... CNNSI.com listed him as the "Sleeper" of the 2001 BIG EAST recruiting class.

**Personal:** Dimari Jermaine Thompkins ... Born January 3, 1980, in Lakeland, Fla. ... Son of Roy and Merleyn Thompkins ... Human services major.



### Thompkins' Career Highs


PTS ..... 10 vs Seton Hall, 1-5-02  
 MIN ..... 20 at Connecticut, 1-10-02  
 FGM ..... 5 vs Seton Hall, 1-5-02  
 FGA ..... 9 at Connecticut, 1-10-02  
 3FGM .... 0  
 3FGA ..... 1 at Florida State, 12-27-01  
 1 at Connecticut, 1-10-02  
 1 at Boston College, 1-20-02  
 FTM ..... 2 vs Connecticut, 1-3-02  
 2 vs Miami, 1-12-02  
 2 at Syracuse, 1-26-02  
 FTA ..... 3 vs Connecticut, 1-3-02  
 3 at Villanova, 1-30-02  
 REB ..... 4 vs Seton Hall, 1-5-02  
 4 vs Villanova, 1-15-02  
 AST ..... 2 at Villanova, 1-30-02  
 BS ..... 1 vs Miami, 1-12-02  
 1 at Syracuse, 1-26-02  
 1 at West Virginia, 2-13-02  
 STL ..... 2 vs Seton Hall, 1-5-02  
 2 vs Providence, 2-23-02

### Thompkins' Statistics

YEAR	G	GS	FGM-	Att	Pct	3PTM-	Att	Pct	FTM-	Att	Pct	Reb	Avg	A	BK	S	TP	Avg
01-02	15	0	17-	45	.378	0-	3	.000	10-	20	.500	27	1.8	5	3	6	44	2.9

# HARDING NANA

Forward  
 6-8, 219, redshirt-Freshman  
 Douala, Cameroon  
 Newport School/Notre Dame Prep



# #11

Missed the majority of last season following surgery on both knees ... Granted a medical redshirt ... Tremendous athletic ability and work ethic ... Very aggressive player that is relentless on the court ... Attacks the rim ... Spent the last year working hard in the weight room and has become a much more physical presence on the court ... Has only been playing basketball a few years ... Originally from Cameroon.

**2001-02:** Appeared in three games ... Missed most of the season due to surgery for tendonitis in both knees ... Had first surgery following first semester exams and had the second operation on Jan. 22 ... Had one point and three rebounds in the win over

Rhode Island ... Scored three points in the win over East Carolina.

**Prep School:** Played in 2000-01 for coach Bill Barton at Notre Dame Prep in Middleburg, Mass. ... Averaged 12.3 ppg and 8.0 rpg.

**High School:** Played for coach Chris Chaney at Newport School in Kensington, Md. ... Averaged 11.0 ppg and 11.0 rpg as a senior ... Team was 30-8 and the Maryland state private school champions ... Played his first two seasons of high school basketball in his native Cameroon.

**Personal:** Harding Ngueyep Nana ... Born January 17, 1981, in Cameroon ... Georges and Cooki Collinet are his guardians ... Enrolled in university studies.



## Nana's Career Highs

PTS ..... 1 vs Rhode Island, 11-20-01  
 MIN ..... 5 vs Rhode Island, 11-20-01  
                   5 vs Northeastern, 11-29-01  
 FGM ..... 0  
 FGA ..... 2 vs Northeastern, 11-29-01  
 3FGM .... 0  
 3FGA ..... 0  
 FTM ..... 1 vs Rhode Island, 11-20-01  
 FTA ..... 2 vs Rhode Island, 11-20-01  
 REB ..... 3 vs Rhode Island, 11-20-01  
 AST ..... 0  
 BS ..... 0  
 STL ..... 0

## Nana's Statistics

YEAR	G-	GS	FGM-	Att	Pct	3PTM-	Att	Pct	FTM-	Att	Pct	Reb	Avg	A	BK	S	TP	Avg
01-02	3-	0	1-	7	.143	0-	3	.000	2-	4	.500	6	2.0	0	0	0	4	1.3

## LUKE MINOR

Center

7-3, 296, Junior

Richmond, Va.

Blue Ridge School/USC/Hagerstown CC

Will compete for immediate playing time in the post this fall ... Tallest player ever at Virginia Tech ... Good shooting touch ... Will add size to the low post ...


**At Hagerstown:** Played for Hagerstown C.C. last season.

**At USC:** Redshirted as a 2000 freshman center ... Had surgery during the season to correct hammer toes, but resumed practice before the end of the year ... Played in 10 games in 2001-02, averaging .5 ppg and .5 rpg.

**High School:** Averaged 7.7 points, 7.5 rebounds and 3.0 blocks as 1999 senior at Blue Ridge Academy in Dyke, Va., leading his team to a 19-6 mark and an appearance in the state semifinals of the Virginia Association of Independent Schools ... Broke the school's season blocked shot record with 67 and the career block record with 124 ... Named

Virginia's 10th best prospect by the *Roanoke Times* ... Earned Tri-County second team honors, was the top rebounder in the Prep League Tournament and was named his team's most improved player ... Helped Blue Ridge turn around a 3-13 mark in 1997 to a 20-8 record and an appearance in the state quarterfinals ... Attended Trinity Episcopal High in Richmond in 1997 before transferring to Blue Ridge ... Minor attended Faith Baptist in Fredericksburg, Va., in 1996 ... The school had only 49 students and finished 1-13.

**Personal:** Nathaniel Luke Minor ... Born April 17, 1980 ... Has a strong artistic background and has been drawing (pen and ink) and painting since he was in elementary school ... Majoring in art.



# # 43



# ALLEN CALLOWAY

Forward

6-8, 198, Freshman

Gretna, Va./Tunstall H.S.  
Coastal Christian Academy

Athletic player with great leaping ability ... Will compete for immediate playing time this fall at forward ... Can score in the paint or from the wing ... Good shot blocker ... Runs the floor well ... Should benefit from an extra year at Coastal Christian ... Committed to the Hokies in the fall of 2000, but opted for a post graduate year.


**Prep School:** Played last season for coach Walter Webb at Coastal Christian Academy in Virginia Beach, Va. ... Team MVP ... School's Athlete of the Year.

**High School:** Played for coach Eddie Lloyd at Tunstall H.S. in Dry Fork, Va. ... First team All-District selection as a senior.

**Personal:** Allen Lavon Calloway ... Born October 3, 1983, in Danville, Va. ... Son of Charles and Sharon Calloway... Enrolled in university studies.



# #21





# FABIAN DAVIS

Forward

6-6, 215, Freshman

Durham, N.C.

Southern Durham H.S./Bonner Academy




# #4

Will compete for immediate playing time this fall ... Athletic player who can play either forward position, although most likely will play the three ... Has outstanding offensive skills ... Big, physical player who seems ready for the demands of the BIG EAST Conference.

**High School:** Played for coach Marvin Reed at Bonner Academy in Raleigh, N.C. the last two seasons after having played for coach Levi Beckwith at Southern Durham H.S. the two previous seasons ... Southern Durham's Best Defensive Player in 2000 and team MVP in 1999.

**Personal:** Fabian Davis ... Born February 20, 1983, in Durham, N.C. ... Son of Marion Powell and Jerome Davis ... Enrolled in university studies.





# SHAWN HARRIS

Guard

6-4, 220, Freshman

Ettrick, Va./Matoaca H.S.

Fork Union Military Academy



# #23


Has outstanding size for a guard ... Will compete for immediate playing time on the wing this fall ... Good defensive player who can score from the perimeter ... Has the size needed to play immediately in the BIG EAST Conference ... Good rebounding guard ... Passes the ball well ... Should benefit from post-graduate year at Fork Union.

**Prep School:** Played last season for coach Fletcher Arritt at Fork Union Military Academy in Fork Union, Va. ... Averaged 17 ppg and seven rpg last season.

**High School:** Played for coach Jimmy Williams at Matoaca H.S. in Petersburg, Va. ... Averaged 25 ppg, nine rpg and five apg as a senior ... All-District selection all four years ... Richmond Times-Dispatch Player of the Year as a senior ... All-Metro Player of the Year as a senior.

**Personal:** Shawn Harris ... Born January 4, 1982, in Richmond, Va. ... Son of Sherry McKeithan and Randy Harris ... Major is undecided.





# #25

## PHILIP McCANDIES

Forward


6-9, 195, Freshman

Winston-Salem, N.C./Parkland H.S.

Will compete for immediate playing time this fall at forward ... Athletic player who can play either forward position ... Has outstanding offensive skills and shows quickness on defense ... Good rebounder and shot blocker ... Has tremendous upside ... Has continued growing over the past two years.

**High School:** Played for coach Mike Pennington at Parkland H.S. in Winston-Salem, N.C. ... Averaged 18 ppg, 15 rpg, six bspg and four apg as a senior ... Three-time all-conference ... Twice selected all-city ... All-State ... Played in the North Carolina Shrine East-West All-Star game, scoring 11 points and grabbing 11 rebounds.

**Personal:** Philip McCandies ... Born in Greensboro, N.C. ... Son of Kenneth and Eileen McCandies ... Majoring in human foods, nutrition and exercise.




# MARKUS SAILES

Guard

6-5, 190, Freshman

Richmond, Va./Varina H.S.




# #24

Has outstanding size to play the point in the BIG EAST Conference ... Will compete for immediate playing time this fall ... Good ball distributor who can score from the perimeter ... Mature player who fits well into the pressure defense scheme of the Hokies.

**High School:** Played for coach Stu Richardson at Varina H.S. in Richmond, Va. ... First team All-District selection as a junior and senior ... *Richmond Times-Dispatch* Player of the Year as a senior.

**Personal:** Markus C. Sailes ... Born August 7, 1984, in Jonesboro, Ark. ... Son of Michael and Ellen Sailes ... Majoring in business.





# DEONTE SMITH

Center/Forward  
6-10, 235, Freshman  
Petersburg, Va.  
Mt. Zion [N.C.] Christian Academy




# #15

Athletic player with outstanding size ... Has the big body needed to compete in the BIG EAST Conference ... Will battle for immediate playing time this fall in the post ... Solid rebounder and defender ... Joined the team at the beginning of the fall semester after enrolling in school ... Did not sign a national letter of intent and came to Tech on his own.

**High School:** Played for coach Tony Fozard at Mount Zion Christian Academy in Durham, N.C. last season ... Lettered previous three years for coach Harold Bradley at Petersburg H. S. in Petersburg, Va. ... First team All-Central District.

**Personal:** Deonte D. Smith ... Born September 25, 1982, in Petersburg, Va. ... Son of Ann S. Lewis ... Majoring in sociology.



# 2002-2003 VIRGINIA TECH HOKIES

## ALPHABETICAL LISTING


No.	Name	POS	HT	WT	CL	PPG	RPG	HOMETOWN (HS/OTHER)
3	Eric Branham	G	6-0	178	Sr.	3.8	2.5	Washington, D.C. (Cardoza/Hagerstown CC)
21	Allen Calloway	F	6-8	198	Fr.	—	—	Gretna, Va. (Tunstall/Coastal Christian Academy)
5	Brian Chase	G	5-10	167	Sr.	11.3	2.1	Washington, D.C. (Dunbar)
4	Fabian Davis	F	6-6	215	Fr.	—	—	Durham, N.C. (S. Durham/Bonner Academy)
32	Carlos Dixon	G/F	6-7	189	Jr.	12.2	2.8	Salisbury, N.C. (South Rowan/Fork Union Mil. Academy)
23	Shawn Harris	G	6-4	220	Fr.	—	—	Ettrick, Va. (Matoaca/Fork Union Mil. Academy)
22	Bryant Matthews	G/F	6-7	202	Jr.	9.9	5.1	Columbia, S.C. (Columbia)
25	Philip McCandies	F	6-9	195	Fr.	—	—	Winston-Salem, N.C. (Parkland)
43	Luke Minor	C	7-3	296	Jr.	—	—	Richmond, Va. (Blue Ridge/USC/Hagerstown CC)
11	Harding Nana	F	6-8	219	r-Fr.	—	—	Douala, Cameroon (Newport School/Notre Dame Prep)
24	Markus Sailes	G	6-5	190	Fr.	—	—	Richmond, Va. (Varina)
15	Deonte Smith	C/F	6-10	235	Fr.	—	—	Petersburg, Va. (Mt. Zion [N.C.] Christian Academy)
33	Terry Taylor	C	6-8	292	Sr.	11.1	6.5	Chesapeake, Va. (Tallwood/Allegany [Md.]
34	Dimari Thompkins	C/F	6-9	254	So.	2.9	1.8	Lakeland, Fla. (Lake Gibson/Hargrave Military Academy)

## NUMERICAL LISTING

No.	Name	POS	HT	WT	CL	PPG	RPG	HOMETOWN (HS/OTHER)
3	Eric Branham	G	6-0	178	Sr.	3.8	2.5	Washington, D.C. (Cardoza/Hagerstown CC)
4	Fabian Davis	F	6-6	215	Fr.	—	—	Durham, N.C. (S. Durham/Bonner Academy)
5	Brian Chase	G	5-10	167	Sr.	11.3	2.1	Washington, D.C. (Dunbar)
11	Harding Nana	F	6-8	219	r-Fr.	—	—	Douala, Cameroon (Newport School/Notre Dame Prep)
15	Deonte Smith	C/F	6-10	235	Fr.	—	—	Petersburg, Va. (Mt. Zion [N.C.] Christian Academy)
21	Allen Calloway	F	6-8	198	Fr.	—	—	Gretna, Va. (Tunstall/Coastal Christian Academy)
22	Bryant Matthews	G/F	6-7	202	Jr.	9.9	5.1	Columbia, S.C. (Columbia)
23	Shawn Harris	G	6-4	220	Fr.	—	—	Ettrick, Va. (Matoaca/Fork Union Mil. Academy)
24	Markus Sailes	G	6-5	190	Fr.	—	—	Richmond, Va. (Varina)
25	Philip McCandies	F	6-9	195	Fr.	—	—	Winston-Salem, N.C. (Parkland)
32	Carlos Dixon	G/F	6-7	189	Jr.	12.2	2.8	Salisbury, N.C. (South Rowan/Fork Union Mil. Academy)
33	Terry Taylor	C	6-8	292	Sr.	11.1	6.5	Chesapeake, Va. (Tallwood/Allegany [Md.]
34	Dimari Thompkins	C/F	6-9	254	So.	2.9	1.8	Lakeland, Fla. (Lake Gibson/Hargrave Military Academy)
43	Luke Minor	C	7-3	296	Jr.	—	—	Richmond, Va. (Blue Ridge/USC/Hagerstown CC)

## COACHING STAFF

Head Coach: Ricky Stokes (Virginia, 1984); Associate Head Coach: Mark Cline (Wake Forest, 1988);  
Assistant Coaches: Michael Hopkins (Coastal Carolina, 1983), Steve Lytton (East Tennessee State, 1968)



**The 2002-03 Virginia Tech men's basketball team:**  
**Front row (l-r):** Head Coach Ricky Stokes, Associate Head Coach Mark Cline, Bryant Matthews, Eric Branham, Brian Chase, Terry Taylor, Carlos Dixon, Assistant Coach Michael Hopkins, Assistant Coach Steve Lytton;  
**Back row (l-r):** Student manager Julieanna McGuire, Administrative Assistant André Ray, Harding Nana, Philip McCandies, Allen Calloway, Luke Minor, Deonte Smith, Dimari Thompkins, Fabian Davis, Shawn Harris, student manager Richard Shirk, student manager Brent Blevins.  
**Not pictured:** Markus Sailes.

# HOKIES IN THE COMMUNITY



*Here is a list of organizations and causes that Virginia Tech Student-Athletes have been involved with over the past three years.*

- National Walk Our Children to School Day
- Hokie Readers (reading to local elementary school students)
- Midnight Madness Canned Food Drive to benefit Montgomery County Emergency Assistance Program
- Drug Awareness Week
- Adopt-a-Highway
- Habitat for Humanity
- Facility Tours
- Walk Against Cancer
- Montgomery County Christmas Store
- VT Night at Local Elementary Schools
- Humane Society
- Hospital and Nursing Home visits
- Literacy Fair
- Special Olympics
- Read Across America Day (Dr. Seuss' Birthday)
- Children's Relay for Life (American Cancer Society)
- Take Your Daughter To Work Day
- DARE
- Sport Clinics
- CARE Foundation Fund Raiser
- National School Lunch Week
- YMCA Thrift Store
- Blood Drives
- Winning Choices - Character Education

The Virginia Tech basketball program is involved in the community. Players and coaches take time from their busy schedules to participate in a wide range of activities and functions that are an integral part of Tech and the New River Valley communities, through the auspices of the Office of Student Life in the Virginia Tech Athletics Department.

The community service component of the University's CHAMPS/Life Skills program is called "Hokies with Heart." The program encompasses all intercollegiate athletic teams at Virginia Tech.

The organizations and events that the Athletics Department participates in is included below. Every year, the department gets more and more requests, so the type of events continues to grow. Last year, Virginia Tech student-athletes participated in over

55 community service events. Last year, student-athletes and teams participated in 20 community service events.

Coach Ricky Stokes is active in many area programs, including Big Brothers and Big Sisters and Coaches vs. Cancer. Since Stokes became head coach at Virginia Tech, Hokie players have spent time working with the Hokie Readers, Virginia Tech Night at local elementary schools and the Montgomery County Christmas Store.

From speaking to schools and youth groups to participating in banquets and charity events, the Virginia Tech basketball program is a part of the everyday life of the area.

For groups interested in having Virginia Tech basketball involved in their activities, please contact the Office of Student Life at (540) 231-9910.





*The **BIG EAST***



# THE BIG EAST CONFERENCE



As The BIG EAST Conference enters the 2002-03 season, only the 24th in its history, it takes pride in its long list of accomplishments. Providing opportunities to excel amongst the nation's best, both athletically and academically, continues to be its mission.

There was plenty of evidence of that mission being accomplished during the 2001-02 season. The BIG EAST had undefeated national champions in football and women's basketball, 32 student-athletes who earned Academic All-America honors, and two student-athletes who were named the national player of the year in their sports.

Miami won the Rose Bowl to cap a perfect 12-0 season for its fifth national title and second for the league. The Connecticut women's basketball team garnered its third national title with a record-setting 39-0 mark. That national championship gave the Conference a three-peat in women's basketball following the Huskies' second title in 2000 and Notre Dame's crown in 2001. BIG EAST teams have won 10 national championships since 1995 in six different sports.

UConn's Sue Bird was the consensus women's basketball player of the year and Erin Elbe of Georgetown was honored with the women's lacrosse player of the year award. The Notre Dame baseball team became the first conference team to play in the College World Series. The BIG EAST was the only conference to have eight teams compete in the NCAA Women's Soccer Championship.

The BIG EAST has always been able to boast that some of its best students are also some of its best athletes. Notre Dame softball standout Jarrah Myers, the 2001-02 BIG EAST/Aéropostale

Female Scholar-Athlete of the Year, was honored as the Verizon/CoSIDA Academic All-American Team Member of the Year in addition to earning All-America honors for her accomplishments on the diamond.

For three of the last eight years, a BIG EAST student-athlete has won the Honda-Broderick Cup as Collegiate Woman of the Year. Notre Dame soccer player Cindy Daws won in 1997-98. She followed Connecticut basketball players Rebecca Lobo ('94-95) and Jennifer Rizzotti ('95-96).

BIG EAST student-athletes have continued their success after leaving the classrooms and playing fields. Former Connecticut women's basketball standout Dr. Leigh Curl was inducted into the Verizon Academic All-America Hall of Fame in 1999. Former Georgetown men's basketball star Dikembe Mutumbo was named a winner of the President's Service Award, the highest honor in the U.S. for volunteer service.

Whether it's the student-athletes or the league as a whole, moving forward successfully and exploring new horizons have been the norm rather than the exception for the conference that opened its doors in 1979.

Most recently the league welcomed Virginia Tech as its 14th full member in 2000-01. In the spring of 2001, the BIG EAST added women's lacrosse to its growing list of sports and the inaugural women's golf championship will be held in the spring of 2003.

When the 1990s began, The BIG EAST Conference had just completed its eighth season with nine members. The league was arguably as healthy as a conference could be. The BIG EAST was a headline-grabber immediately, especially in men's basketball, its signature sport. The BIG

EAST Football Conference did not exist.

The '90s was a decade of enormous change in college athletics with conferences adding new members and new leagues beginning. The BIG EAST was no different than most groups. The league has had four separate expansions in the past 11 years. The BIG EAST Football Conference, with eight members, became a major player in college football immediately after its inception in 1991.

The BIG EAST became a reality on May 31, 1979, following a meeting of athletic directors from Providence College, St. John's, Georgetown and Syracuse Universities. Seton Hall, Connecticut and Boston College completed the original seven school alliance.

After one season, Villanova was added and began play in 1980-81. Two seasons later, Pittsburgh joined the group and started competition in '82-83.

Miami was admitted in 1990 and began BIG EAST competition in '91-92. Rutgers, West Virginia and Notre Dame joined in '94 in two separate expansions and began play in 1995-96.

While the membership has increased, the focus of the BIG EAST remains unchanged. It is a group that reflects a tradition of broad based programs, led by administrators and coaches who place a constant emphasis on academic integrity. The BIG EAST Conference has enjoyed a leadership role nationally. Its student athletes own significantly high graduation rates and their record of scholastic achievement notably reflect a balance between intercollegiate athletics and academics.

Any successful consortium enjoys outstanding leadership. Michael Tranghese, the league's first full-time

employee, and for 11 years the associate of Dave Gavitt, took over the Commissioner's reins in June 1990. The expansion in membership is only a portion of Tranghese's achievements. In his first year at the helm, he administered the formation of The BIG EAST Football Conference in addition to coordinating the four expansions.

BIG EAST sports attract the interest of followers in the nation's largest media markets including New York, Chicago, Philadelphia, Boston, Washington, D.C., Miami, Pittsburgh and Hartford. The league has long been considered a leader in innovative concepts in promotion and publicity, particularly regarding television. Those efforts have resulted in unparalleled visibility for BIG EAST student athletes. Exclusive long range television contracts with CBS, ESPN, Inc. and ABC provide BIG EAST basketball and football with more television exposure.

While BIG EAST basketball games are regular sellouts at campuses and major public arenas, including the annual BIG EAST Championship in Madison Square Garden, attendance figures also are significant at BIG EAST soccer, women's basketball and baseball games.

More than 475 BIG EAST athletes have earned All-America recognition and dozens have won individual NCAA national championships. The BIG EAST has been well represented in U.S. or foreign national and Olympic teams, with several athletes earning gold medals in the summer Olympiads in Sydney in 2000, Atlanta in '96, Barcelona in '92, Seoul in '88 and Los Angeles in '84.

The BIG EAST has its headquarters in Providence where the conference administers to more than 5,500 athletes in 23 sports.



## 2001-02 AWARDS

### Co-Players of the Year

Caron Butler, Connecticut  
Brandin Knight, Pittsburgh

### Coach of the Year

Ben Howland, Pittsburgh

### Rookie of the Year

Chris Thomas, Notre Dame

### Defensive Player of the Year

John Linehan, Providence

### Most Improved Player

Brandin Knight, Pittsburgh

### Sportsmanship Award

John Salmons, Miami

### BIG EAST/Aéropostale Men's Basketball

#### Scholar-Athlete of the Year

Carlton Carter, Virginia Tech



Carlton Carter accepts his award in New York City.

## 2001-02 FINAL BIG EAST STANDINGS

East	League Games			All Games		
	W	L	Pct.	W	L	Pct.
Connecticut	13	3	.813	27	7	.794
Miami	10	6	.625	24	8	.750
St. John's	9	7	.563	20	12	.625
Boston College	8	8	.500	20	12	.625
Villanova	7	9	.438	19	13	.594
Providence	6	10	.375	15	16	.484
Virginia Tech	4	12	.250	10	18	.357
West	W	L	Pct.	W	L	Pct.
Pittsburgh	13	3	.813	29	6	.829
Notre Dame	10	6	.625	22	11	.667
Georgetown	9	7	.563	19	11	.633
Syracuse	9	7	.563	23	13	.639
Rutgers	8	8	.500	18	13	.581
Seton Hall	5	11	.313	12	18	.400
West Virginia	1	15	.063	8	20	.286



Michael Tranghese



Tom Odjakjian



John Paquette



Tammy Donovan



Rob Carolla

### The BIG EAST Conference

222 Richmond Street, Suite 110  
Providence, RI 02903  
www.bigeast.org

(401) 453-0660 ... Communications  
(401) 272-9108 ..... Switchboard  
(401) 751-8540 ..... Fax

## BIG EAST STAFF

Commissioner ..... Michael Tranghese  
Associate Commissioner for Football ..... Nick Carparelli, Jr.  
Associate Commissioner for Sport Administration ..... Donna DeMarco  
Associate Commissioner ..... John Marinatto  
Associate Commissioner ..... Tom Odjakjian  
Associate Commissioner for Communications ..... John Paquette  
Associate Commissioner ..... Stan Wilcox  
Assistant Commissioner for Sport Administration ..... James Siedliski  
Assistant Commissioner for Compliance ..... Jerome Rodgers  
Assistant Commissioner/Women's Basketball Officiating ... Barbara Jacobs  
Director of Business Affairs ..... Susan Scorpio Eaton  
Assistant Commissioner for Communications ..... Tammy Donovan  
Director of Communications ..... Rob Carolla  
Assistant Director of Sport Administration ..... Jamie Maddox  
Coordinator of Men's Basketball Officiating ..... Art Hyland  
Coordinator of Football Officiating ..... John Soffey  
Assistant to the Commissioner ..... Lisa Zaneccchia  
Administrative Assistant for Sport Administration ..... Lois DeBlois  
Administrative Assistant for Compliance ..... Wanda Factor  
Administrative Assistant for Administration ..... Gail Wilkins  
Administrative Assistant ..... Linda Yates  
Receptionist ..... Kathy Kirkpatrick  
Administrative Fellow ..... Joyce Harris  
Communications Assistant ..... Jeff Mead  
Communications Assistant ..... Angela Rioux  
Compliance Assistant ..... Lindsey Babcock  
Basketball & Football Assistant ..... Shawn Murphy

## BIG EAST MEN'S BASKETBALL FACTS

◆ Three schools, Georgetown (1984), Villanova (1985) and Connecticut (1999), have won NCAA Championships as members of the BIG EAST Conference.

◆ Four other schools, Providence, St. John's, Seton Hall and Syracuse, have advanced to Final Fours as members of the BIG EAST Conference. In all, the BIG EAST has made 10 Final Four appearances.

◆ The largest crowd ever to witness a college game in an on-campus facility was March 3, 1991, as a crowd of 33,048 witnessed Syracuse defeat Georgetown, 62-58, in the Carrier Dome.

◆ In the 1985 Final Four at Rupp Arena in Lexington, Ky., three of the four competing teams, including both finalists, were BIG EAST Conference member institutions. Villanova defeated Georgetown, 66-64, to win the title. It is just the third time in NCAA history that teams from the same conference met in the finals and the only time that three teams from the same league were in a single Final Four.

◆ Four BIG EAST Conference teams share arenas with NBA teams.



# 2001-2002 BIG EAST STATISTICS

## All Games Played

### SCORING

Player-Team	Cl	G	FG	3FG	FT	Pts	Avg
1. BELL, Troy-BC	JR	32	207	65	212	691	21.6
2. SHUMPERT, Preston-SU	SR	36	256	88	144	744	20.7
3. BUTLER, Caron-UC	SO	34	253	30	155	691	20.3
4. HATTEN, Marcus-SJU	JR	32	212	57	163	644	20.1
5. SWEETNEY, Mike-GU	SO	29	185	0	182	552	19.0
6. HUMPHREY, Ryan-ND	SR	31	231	3	122	587	18.9
7. BUCHANAN, Gary-VU	JR	32	179	101	112	571	17.8
8. MOSS, Chris-WVU	SR	28	174	0	143	491	17.5

### REBOUNDING

Player-Team	Cl	G	OFF	DEF	TOT	Avg
1. HUMPHREY, Ryan-ND	SR	31	115	222	337	10.9
2. KENT, Rashod-RU	SR	31	131	186	317	10.2
3. SWEETNEY, Mike-GU	SO	29	103	187	290	10.0
4. SALES, Brooks-VU	SR	32	108	184	292	9.1
5. OKAFOR, Emeka-UC	FR	34	90	216	306	9.0
6. CARTER, Carlton-VT	SR	28	88	141	229	8.2
7. WRIGHT, Ricky-VU	JR	32	84	172	256	8.0
8. MOSS, Chris-WVU	SR	28	90	133	223	8.0

### FIELD GOAL PERCENTAGE (Min. 5.0 made per game)

Player-Team	Cl	G	FG	FGA	Pct
1. SWEETNEY, Mike-GU	SO	29	185	326	.567
2. GOMES, Ryan-PC	FR	24	132	236	.559
3. MOSS, Chris-WVU	SR	28	174	321	.542
4. WRIGHT, Ricky-VU	JR	32	162	307	.528
5. HUMPHREY, Ryan-ND	SR	31	231	472	.489
6. BUTLER, Caron-UC	SO	34	253	521	.486
7. CARROLL, Matt-ND	JR	32	160	341	.469
8. SIDNEY, Ryan-BC	SO	32	167	378	.442

### 3-POINT FIELD GOAL PERCENTAGE (Min. 2.0 made per game)

Player-Team	Cl	G	3FG	FGA	Pct
1. CHASE, Brian-VT	JR	28	71	168	.423
2. BUCHANAN, Gary-VU	JR	32	101	239	.423
3. CARROLL, Matt-ND	JR	32	73	177	.412
4. GRAVES, David-ND	SR	33	79	198	.399
5. LANE, Darius-SHU	SR	29	79	203	.389
6. ARMSTEAD, Lionel-WVU	SR	21	47	122	.385
7. SHUMPERT, Preston-SU	SR	36	88	233	.378
8. THOMAS, Chris-ND	FR	33	76	206	.369

### 3-POINT FIELD GOALS MADE

Player-Team	Cl	G	3FG	Avg
1. COLEMAN, Jerome-RU	JR	31	99	3.19
2. BUCHANAN, Gary-VU	JR	32	101	3.16
3. LANE, Darius-SHU	SR	29	79	2.72
4. KNIGHT, Brandin-UP	JR	35	93	2.66
5. CHASE, Brian-VT	JR	28	71	2.54
6. BARNES, Marcus-UM	SO	32	79	2.47
7. SHUMPERT, Preston-SU	SR	36	88	2.44
8. GRAVES, David-ND	SR	33	79	2.39

### FREE THROW PERCENTAGE (Min. 2.5 made per game)

Player-Team	Cl	G	FTM	FTA	Pct
1. BUCHANAN, Gary-VU	JR	32	112	123	.911
2. THOMAS, Chris-ND	FR	33	120	135	.889
3. BELL, Troy-BC	JR	32	212	240	.883
4. HARGETT, Jonathan-WVU	FR	26	89	101	.881
5. SALMONS, John-UM	SR	32	123	146	.842
6. JONES, James-UM	JR	32	111	132	.841
7. LINEHAN, John-PC	SR	31	97	116	.836
8. BRASWELL, Kevin-GU	SR	30	86	103	.835

### ASSISTS

Player-Team	Cl	G	Asts	Avg
1. THOMAS, Chris-ND	FR	33	252	7.64
2. KNIGHT, Brandin-UP	JR	35	251	7.17
3. SALMONS, John-UM	SR	32	195	6.09
4. BRASWELL, Kevin-GU	SR	30	173	5.77
5. BROWN, Taliek-UC	SO	34	172	5.06
6. BARRETT, Andre-SHU	SO	30	151	5.03
7. THUES, James-SU	SO	36	178	4.94
8. HARGETT, Jonathan-WVU	FR	26	120	4.62

### STEALS

Player-Team	Cl	G	Stls	Avg
1. LINEHAN, John-PC	SR	31	139	4.48
2. HATTEN, Marcus-SJU	JR	32	105	3.28
3. THUES, James-SU	SO	36	101	2.81
4. BRASWELL, Kevin-GU	SR	30	81	2.70
5. LANE, Darius-SHU	SR	29	69	2.38
6. KNIGHT, Brandin-UP	JR	35	82	2.34
7. BELL, Troy-BC	JR	32	72	2.25
8. THOMAS, Chris-ND	FR	33	72	2.18


### BLOCKED SHOTS

Player-Team	Cl	G	Blks	Avg
1. OKAFOR, Emeka-UC	FR	34	138	4.06
2. HUMPHREY, Ryan-ND	SR	31	87	2.81
3. JONES, James-UM	JR	32	78	2.44
4. WILSON, Wesley-GU	JR	30	68	2.27
5. KENT, Rashod-RU	SR	31	57	1.84
6. DOUTHIT, Marcus-PC	SO	30	55	1.83
7. FORTH, Craig-SU	FR	36	65	1.81
8. SWEETNEY, Mike-GU	SO	29	48	1.66
9. CARTER, Carlton-VT	SR	28	45	1.61

### ASSIST/TURNOVER RATIO (Min. 3.0 assists/game)

Player-Team	Cl	G	Asst	Avg	Turn	Avg	Ratio
1. THOMAS, Chris-ND	FR	33	252	7.6	102	3.1	2.47
2. KNIGHT, Brandin-UP	JR	35	251	7.2	112	3.2	2.24
3. THUES, James-SU	SO	36	178	4.9	88	2.4	2.02
4. BRASWELL, Kevin-GU	SR	30	173	5.8	90	3.0	1.92
5. LINEHAN, John-PC	SR	31	137	4.4	72	2.3	1.90
6. BARRETT, Andre-SHU	SO	30	151	5.0	83	2.8	1.82
7. SALMONS, John-UM	SR	32	195	6.1	119	3.7	1.64
8. BROWN, Taliek-UC	SO	34	172	5.1	113	3.3	1.52

SCORING OFFENSE .....	VT	13th
SCORING DEFENSE .....		13th
SCORING MARGIN .....		13th
FIELD GOAL PERCENTAGE .....		9th
FIELD GOAL PERCENTAGE DEFENSE .....		9th
3-POINT FIELD GOAL PERCENTAGE .....		6th
3-POINT FIELD GOAL % DEFENSE .....		14th
FREE THROW PERCENTAGE .....		8th
REBOUNDING .....		4th
3-POINT FIELD GOALS MADE .....		5th
REBOUNDING MARGIN .....		1st
BLOCKED SHOTS .....		6th
ASSISTS .....		13th
STEALS .....		14th
TURNOVER MARGIN .....		14th



***2001-2002 REVIEW***

# 2001-2002 SEASON IN REVIEW

## Hokies' Strong Finish Points Toward Bright Future

The 2001-02 season saw Virginia Tech make continued improvement in BIG EAST competition.

The team improved to 10-18 and 4-12 in BIG EAST action, but even those numbers did not tell the true story. While head coach Ricky Stokes wasn't pleased about not making the BIG EAST Tournament, he was impressed by the continued improvement of his youthful squad and their dedication to get better and to make 2002-03 a better season than the one just completed.

Tech won four of its last seven games and finished the season playing nationally ranked and NCAA-bound Miami to a near draw on the Hurricanes' home court. Tech posted its first conference road win at West Virginia and a victory over defending league division champion and 2002 NCAA competitor Boston College. Tech also defeated Rutgers in February, before the Knights advanced to the NIT.

The Hokies established themselves as a rising force in the conference and also as one of the league's toughest teams on the boards. The Hokies posted the largest turnaround in rebounding in the BIG EAST between last season and the previous year and improved in every major statistical category from the previous year.

Tech opened the season winning five of its first six games. Injuries to guards Carlos Dixon and Eric Branham slowed down the Hokies and, following a loss at Florida State in late December, the Hokies opened the BIG EAST season 6-6 overall.

Things did not work out well for Tech in the early stages of the conference season, as the Hokies lost their first nine league contests. But as the calendar flipped to February, the Hokies turned on a switch. Not giving up on the season, Tech not only became more competitive late in the season; it also started winning the close games it was losing earlier in the season.

First up was a home win over Boston College. After a close road loss to Providence, Tech won its first-ever BIG EAST road game at West Virginia. Another close loss followed at St. John's, but Tech completed its home schedule with its first back-to-back conference wins, defeating Providence and Rutgers to wrap up the month of February. The loss at Miami finished up the season, but did little to dampen the encouraging finish the young Hokies posted.

The leadership of players like Terry Taylor and



**Brian Chase leaps for joy in the home win over Boston College.**



**Tech defense lowered opponents' scoring average almost four points last season.**



**Carlos Dixon led the Hokies in scoring last year.**

Brian Chase in February was an important part of the Hokies' late season success. The easy thing to do would have been to quit. It just wasn't the right thing to do. By playing smart and continuing to work hard in practice, Tech improved each day and never gave conference opponents an easy road to a win.

Tech did not achieve its goal of reaching the BIG EAST Tournament, but the strides the team made over the last month of the season did put the team on solid footing entering the off season. The graduating players left the returnees the gift of a winning attitude and work ethic.

Tech lost three key players off that team to graduation. Joe Hamilton and Mibindo Dongo were top reserves off the bench that contributed much to the rebounding turnaround. The

biggest loss was Carlton Carter. The team's top rebounder on the court, Carter had become the league's top student off the court. Although the Hokies did not advance to the BIG EAST Tournament, Carter made an appearance, as he was named the BIG EAST Conference/ *Aéropostale* Scholar-Athlete of the Year in a ceremony in New York.

The steady and solid growth of the Tech program has been evident to Hokie fans. Tech is earning the reputation of being a program that doesn't quit. Games that may have been lopsided in the team's first season of BIG EAST competition became nail-biters and finally, towards the end of the season, victories. Tech basketball is growing and improving.



# 2001-2002 RESULTS

RECORD:	OVERALL	HOME	AWAY	NEUTRAL
ALL GAMES	10-18	9-6	1-10	0-2
CONFERENCE	4-12	3-5	1-7	0-0
NON-CONFERENCE	6-6	6-1	0-3	0-2

DATE	TIME	OPPONENT	SCORE	ATTEND	HIGH POINTS	HIGH REBOUNDS
11/17/01	7:30 p.m.	MOUNT ST. MARY'S	W 82-59	1,121	(19) TAYLOR, Terry	(13) TAYLOR, Terry
11/20/01	7 p.m.	RHODE ISLAND	W 86-63	1,528	(17) DIXON, Carlos	(8) DONGO, Mibindo (8) CARTER, Carlton
11/24/01	7:35 p.m.	at OLD DOMINION	46-55 L	6,247	(18) DIXON, Carlos	(8) TAYLOR, Terry
11/27/01	7 p.m.	EAST CAROLINA	W 90-62	3,401	(20) DIXON, Carlos	(6) HAMILTON, Joe (6) DONGO, Mibindo (6) CARTER, Carlton
11/29/01	7 p.m.	NORTHEASTERN	W 79-56	3,528	(12) CHASE, Brian (12) CARTER, Carlton (12) TAYLOR, Terry	(10) CARTER, Carlton
12/1/01	7 p.m.	at Virginia	61-69 L	8,392	(12) DIXON, Carlos (12) MATTHEWS, Bryant	(15) CARTER, Carlton
12/3/01	7 p.m.	VMI	W 74-73	3,943	(18) CARTER, Carlton	(10) CARTER, Carlton
12/7/01	9:48 p.m.	^ vs MURRAY STATE	63-66 L	18,947	(24) CHASE, Brian	(7) MATTHEWS, Bryant
12/8/01	5:35 p.m.	^ vs WISC.-MILWAUKEE	78-80 LOT	19,123	(18) CARTER, Carlton	(12) MATTHEWS, Bryant
12/12/01	7 p.m.	WESTERN MICHIGAN	51-55 L	4,022	(12) CARTER, Carlton	(15) CARTER, Carlton
12/15/01	7 p.m.	RADFORD	W 63-56	4,746	(18) MATTHEWS, Bryant	(11) CARTER, Carlton
12/27/01	7 p.m.	at Florida State	49-78 L	4,094	(13) TAYLOR, Terry (13) CHASE, Brian	(6) CARTER, Carlton (6) TAYLOR, Terry
1/2/02	7 p.m.	* CONNECTICUT	74-86 L	2,581	(17) TAYLOR, Terry	(11) TAYLOR, Terry
1/5/02	Noon	* SETON HALL	72-80 L	2,754	(16) TAYLOR, Terry	(5) CARTER, Carlton (5) MATTHEWS, Bryant (5) BRANHAM, Eric
1/10/02	7:30 p.m.	* at CONNECTICUT	60-95 L	16,294	(15) CHASE, Brian	(6) MATTHEWS, Bryant
1/12/02	4 p.m.	* MIAMI	68-77 L	4,270	(17) TAYLOR, Terry	(12) CARTER, Carlton
1/15/02	7:30 p.m.	* VILLANOVA	75-77 L	5,616	(25) DIXON, Carlos	(10) TAYLOR, Terry
1/20/02	12:05 p.m.	* at Boston College	68-77 L	4,269	(19) MATTHEWS, Bryant	(7) CARTER, Carlton
1/26/02	7:05 p.m.	* at Syracuse	69-81 L	23,226	(16) MATTHEWS, Bryant	(11) CARTER, Carlton
1/30/02	7:30 p.m.	* at Villanova	77-84 L	6,500	(21) HAMILTON, Joe	(8) CARTER, Carlton
2/3/02	2 p.m.	* ST. JOHN'S	63-72 L	3,215	(16) CHASE, Brian	(7) MATTHEWS, Bryant
2/6/02	7 p.m.	* BOSTON COLLEGE	W 76-73	3,781	(19) DIXON, Carlos	(12) TAYLOR, Terry
2/9/02	7:35 p.m.	* at Providence	69-77 L	11,143	(21) TAYLOR, Terry	(14) CARTER, Carlton
2/13/02	7 p.m.	* at West Virginia	W 78-63	3,942	(23) MATTHEWS, Bryant	(11) MATTHEWS, Bryant
2/16/02	4:05 p.m.	* at St. John's	63-73 L	6,008	(13) DIXON, Carlos (13) TAYLOR, Terry	(10) MATTHEWS, Bryant (10) CARTER, Carlton
2/23/02	2 p.m.	* PROVIDENCE	W 69-64	4,447	(18) TAYLOR, Terry	(10) CARTER, Carlton
2/27/02	7 p.m.	* RUTGERS	W 63-49	3,558	(15) MATTHEWS, Bryant	(8) TAYLOR, Terry (8) MATTHEWS, Bryant
3/2/02	2 p.m.	* at Miami	77-83 L	5,011	(15) MATTHEWS, Bryant	(8) DONGO, Mibindo (8) CARTER, Carlton

^ Jim Thorpe Classic; Louisville, Kentucky

\* Conference game

ATTENDANCE SUMMARY	GAMES	TOTALS	AVG/GAME
HOME	15	52,511	3,501
AWAY	11	95,126	8,648
NEUTRAL	2	38,070	19,035
TOTAL	28	185,707	6,632

# 2001-2002 STATISTICS

## All Games

##	Player	GP	GS	Min	Avg	TOTAL			3-PTS			REBOUNDS				PF	FO	A	TO	Blk	Stl	Pts	Avg			
						FG	FGA	Pct	3FG	FGA	Pct	FT	FTA	Pct	Off									Def	Tot	Avg
32	DIXON, Carlos	24	18	697	29.0	102	274	.372	54	152	.355	35	42	.833	6	60	66	2.8	58	2	74	83	18	38	293	12.2
05	CHASE, Brian	28	24	820	29.3	103	233	.442	71	168	.423	40	47	.851	10	49	59	2.1	40	0	51	49	3	29	317	11.3
33	TAYLOR, Terry	28	25	796	28.4	110	206	.534	0	0	.000	91	132	.689	85	96	181	6.5	71	4	28	42	5	15	311	11.1
15	CARTER, Carlton	28	25	776	27.7	108	225	.480	17	39	.436	47	75	.627	88	141	229	8.2	82	4	25	65	45	17	280	10.0
22	MATTHEWS, Bryant	28	27	775	27.7	91	249	.365	27	94	.287	67	95	.705	55	88	143	5.1	91	3	57	93	26	32	276	9.9
00	HAMILTON, Joe	28	9	517	18.5	66	142	.465	16	48	.333	36	48	.750	23	59	82	2.9	52	1	37	61	13	18	184	6.6
03	BRANHAM, Eric	26	5	499	19.2	36	108	.333	9	41	.220	18	36	.500	22	43	65	2.5	39	1	65	54	4	15	99	3.8
34	THOMPkins, Dimari	15	0	161	10.7	17	45	.378	0	3	.000	10	20	.500	14	13	27	1.8	35	1	5	23	3	6	44	2.9
45	DONGO, Mibindo	26	4	236	9.1	27	46	.587	0	0	.000	22	39	.564	35	49	84	3.2	37	1	4	18	9	5	76	2.9
21	SMITH, Jon	26	2	244	9.4	15	41	.366	0	3	.000	13	20	.650	21	29	50	1.9	35	1	5	22	11	3	43	1.7
11	NANA, Harding	3	0	17	5.7	1	7	.143	0	3	.000	2	4	.500	1	5	6	2.0	6	0	0	3	0	0	4	1.3
04	PIGFORD, C.J.	15	0	69	4.6	4	19	.211	0	9	.000	5	51	.000	4	4	8	0.5	13	0	4	15	2	3	13	0.9
23	GILBERT, K.C.	4	0	9	2.3	1	3	.333	0	2	.000	0	0	.000	0	0	0	0.0	4	0	0	3	0	0	2	0.5
25	WATSON, Barrett	5	1	9	1.8	0	2	.000	0	2	.000	1	2	.500	1	1	2	0.4	0	0	0	2	0	0	1	0.2
TEAM															53	59	112	4.0				3				
<b>Total</b>		<b>28</b>				<b>681</b>	<b>1600</b>	<b>.426</b>	<b>194</b>	<b>564</b>	<b>.344</b>	<b>387</b>	<b>565</b>	<b>.685</b>	<b>418</b>	<b>696</b>	<b>1114</b>	<b>39.8</b>	<b>563</b>	<b>18</b>	<b>355</b>	<b>536</b>	<b>139</b>	<b>181</b>	<b>1943</b>	<b>69.4</b>
<b>Opponents</b>		<b>28</b>				<b>671</b>	<b>1619</b>	<b>.414</b>	<b>192</b>	<b>551</b>	<b>.348</b>	<b>449</b>	<b>649</b>	<b>.692</b>	<b>361</b>	<b>564</b>	<b>925</b>	<b>33.0</b>	<b>519</b>		<b>378</b>	<b>393</b>	<b>110</b>	<b>237</b>	<b>1983</b>	<b>70.8</b>

SCORE BY PERIODS:	1st	2nd	OT	Total
Virginia Tech	910	1,028	5	1,943
Opponents	899	1,077	7	1,983

DEADBALL REBOUNDS:	OFF	DEF	TOTAL
Virginia Tech	94	12	106
Opponents	79	21	100

## Conference Games

##	Player	GP	GS	Min	Avg	TOTAL			3-PTS			REBOUNDS				PF	FO	A	TO	Blk	Stl	Pts	Avg			
						FG	FGA	Pct	3FG	FGA	Pct	FT	FTA	Pct	Off									Def	Tot	Avg
05	CHASE, Brian	16	14	463	28.9	60	130	.462	38	94	.404	28	30	.933	6	23	29	1.8	27	0	28	24	2	17	186	11.6
33	TAYLOR, Terry	16	13	453	28.3	60	112	.536	0	0	.000	65	93	.699	52	54	106	6.6	46	3	18	21	5	6	185	11.6
32	DIXON, Carlos	16	10	465	29.1	60	177	.339	35	105	.333	25	30	.833	4	32	36	2.3	41	2	47	51	11	22	180	11.3
22	MATTHEWS, Bryant	16	15	439	27.4	49	140	.350	15	58	.259	43	59	.729	34	49	83	5.2	51	2	28	45	10	20	156	9.8
15	CARTER, Carlton	16	13	432	27.0	57	126	.452	13	24	.542	25	38	.658	47	73	120	7.5	47	1	13	37	20	6	152	9.5
00	HAMILTON, Joe	16	5	277	17.3	32	70	.457	10	26	.385	14	19	.737	12	35	47	2.9	30	1	20	29	4	11	88	5.5
03	BRANHAM, Eric	16	3	286	17.9	24	67	.358	6	25	.240	9	19	.474	14	26	40	2.5	23	1	37	27	3	8	63	3.9
34	THOMPkins, Dimari	14	0	152	10.9	16	42	.381	0	2	.000	10	20	.500	14	13	27	1.9	33	1	5	19	3	6	42	3.0
45	DONGO, Mibindo	14	4	103	7.4	13	21	.619	0	0	.000	12	24	.500	12	16	28	2.0	17	1	3	6	5	5	38	2.7
21	SMITH, Jon	14	2	122	8.7	9	24	.375	0	2	.000	9	13	.692	9	11	20	1.4	17	1	2	10	8	3	27	1.9
04	PIGFORD, C.J.	7	0	7	1.0	2	6	.333	0	3	.000	0	0	.000	1	1	2	0.3	2	0	0	0	1	1	4	0.6
25	WATSON, Barrett	1	1	1	1.0	0	1	.000	0	1	.000	0	0	.000	0	0	0	0.0	0	0	0	0	0	0	0	0.0
TEAM															30	33	63	3.9				3				
<b>Total</b>		<b>16</b>				<b>382</b>	<b>916</b>	<b>.417</b>	<b>117</b>	<b>340</b>	<b>.344</b>	<b>240</b>	<b>345</b>	<b>.696</b>	<b>235</b>	<b>366</b>	<b>601</b>	<b>37.6</b>	<b>334</b>	<b>13</b>	<b>201</b>	<b>272</b>	<b>72</b>	<b>105</b>	<b>1121</b>	<b>70.1</b>
<b>Opponents</b>		<b>16</b>				<b>404</b>	<b>899</b>	<b>.449</b>	<b>117</b>	<b>309</b>	<b>.379</b>	<b>286</b>	<b>400</b>	<b>.715</b>	<b>198</b>	<b>338</b>	<b>536</b>	<b>33.5</b>	<b>310</b>		<b>244</b>	<b>218</b>	<b>66</b>	<b>123</b>	<b>1211</b>	<b>75.7</b>

SCORE BY PERIODS:	1st	2nd	Total
Virginia Tech	517	604	1,121
Opponents	561	650	1,211

DEADBALL REBOUNDS:	OFF	DEF	TOTAL
Virginia Tech	55	5	60
Opponents	40	11	51



# 2001-2002 STATISTICS

## Game-by-Game Points-Rebounds-Assists

Opponent	Date	Score	W-L	Hamilton	Branham	Pigford	Chase	Nana	Carter	Smith	Matthews
MT. ST. MARY'S	11/17/01	82-59	W	4-1-1	DNP	0-0-2	8-2-3	DNP	16-8-0	4-5-1	10-9-0
RHODE ISLAND	11/20/01	86-63	W	14-1-2	0-1-1	2-0-0	9-1-1	1-3-0	8-8-0	6-4-0	9-4-3
at OLD DOMINION	11/24/01	46-55	L	4-2-1	2-0-1	DNP	6-5-2	DNP	8-5-0	0-5-0	3-3-0
EAST CAROLINA	11/27/01	90-62	W	18-6-2	4-3-6	2-2-1	9-2-5	3-1-0	3-6-0	0-5-0	11-1-2
NORTHEASTERN	11/29/01	79-56	W	5-2-2	9-2-3	0-0-0	12-1-2	0-2-0	12-10-2	2-3-1	10-3-4
at Virginia	12/1/01	61-69	L	4-1-0	3-4-3	DNP	9-4-0	DNP	10-15-1	0-0-0	12-6-4
VIRGINIA MILITARY	12/03/01	74-73	W	10-3-1	3-2-1	DNP	8-2-1	DNP	18-10-1	2-0-0	6-5-5
vs MURRAY STATE	12/7/01	63-66	L	3-4-2	7-3-2	0-0-0	24-1-0	DNP	10-4-1	0-4-0	10-7-3
vs WISC.-MILW.	12/8/01	78-80	LOT	10-8-3	DNP	2-0-1	17-6-3	DNP	18-11-2	2-1-1	14-12-4
W. MICHIGAN	12/12/01	51-55	L	8-2-0	4-3-3	0-1-0	10-2-3	DNP	12-15-0	0-0-0	7-4-1
RADFORD	12/15/01	63-56	W	16-3-1	2-4-6	DNP	6-3-2	DNP	9-11-2	0-3-0	18-4-2
at Florida State	12/27/01	49-78	L	0-2-2	2-3-2	3-3-0	13-1-1	DNP	4-6-3	0-0-0	10-2-1
CONNECTICUT	1/02/02	74-86	L	0-2-1	2-2-3	DNP	16-1-1	DNP	16-7-1	DNP	5-2-2
SETON HALL	1/5/02	72-80	L	8-4-2	2-5-2	2-0-0	14-1-1	DNP	5-5-1	0-0-0	7-5-3
at CONNECTICUT	1/10/02	60-95	L	2-1-0	3-4-2	2-2-0	15-1-2	DNP	3-4-0	3-2-0	7-6-1
MIAMI	1/12/02	68-77	L	6-4-1	3-1-2	DNP	10-4-3	DNP	10-12-0	1-3-1	7-5-1
VILLANOVA	1/15/02	75-77	L	0-0-0	10-1-1	DNP	13-4-1	DNP	3-3-0	0-3-0	6-4-4
at Boston College	1/20/02	68-77	L	4-2-0	7-4-2	DNP	10-3-5	DNP	7-7-0	8-5-0	19-6-0
at Syracuse	1/26/02	69-81	L	4-3-1	0-2-3	0-0-0	14-1-3	DNP	14-11-2	4-3-0	16-3-0
at Villanova	1/30/02	77-84	L	21-5-3	2-6-5	0-0-0	12-1-1	DNP	7-8-0	0-0-0	12-7-2
ST. JOHN'S	2/3/02	63-72	L	5-5-2	3-2-2	DNP	16-0-1	DNP	10-2-0	4-1-0	0-7-5
BOSTON COLLEGE	2/6/02	76-73	W	4-4-2	3-3-1	DNP	11-1-2	DNP	16-9-2	3-1-0	8-4-1
at Providence	2/9/02	69-77	L	4-3-0	5-1-4	0-0-0	12-2-0	DNP	15-14-0	0-0-1	8-2-0
at West Virginia	2/13/02	78-63	W	3-3-3	4-0-2	DNP	13-2-2	DNP	9-5-1	4-2-0	23-11-3
at St. John's	2/16/02	63-73	L	6-5-2	2-2-1	DNP	0-1-3	DNP	10-10-2	0-0-0	8-10-3
PROVIDENCE	2/23/02	69-64	W	9-2-0	2-1-2	DNP	6-3-0	DNP	16-10-2	DNP	0-1-2
RUTGERS	2/27/02	63-49	W	7-0-3	3-2-1	0-0-0	12-1-2	DNP	5-5-1	0-0-0	15-8-1
at Miami	3/2/02	77-83	L	5-4-0	12-4-4	0-0-0	12-3-1	DNP	6-8-1	0-0-0	15-2-0

Opponent	Date	Score	W-L	Gilbert	Watson	Dixon	Taylor	Thompkins	Dongo
MOUNT ST. MARY'S	11/17/01	82-59	W	2-0-0	0-0-0	15-5-8	19-13-3	DNP	4-5-0
RHODE ISLAND	11/20/01	86-63	W	0-0-0	0-1-0	17-5-6	16-7-1	DNP	4-8-0
at OLD DOMINION	11/24/01	46-55	L	DNP	DNP	18-3-4	5-8-0	DNP	0-2-1
EAST CAROLINA	11/27/01	90-62	W	DNP	0-0-0	20-4-2	11-3-1	DNP	9-6-0
NORTHEASTERN	11/29/01	79-56	W	DNP	1-1-0	11-3-3	12-7-0	DNP	5-8-0
at University of Virginia	12/1/01	61-69	L	DNP	DNP	12-3-1	5-8-1	DNP	6-5-0
VIRGINIA MILITARY	12/3/01	74-73	W	DNP	DNP	15-7-2	10-5-1	DNP	2-4-0
vs MURRAY STATE	12/7/01	63-66	L	DNP	DNP	5-0-1	4-2-1	DNP	0-3-0
vs WISC.-MILWAUKEE	12/8/01	78-80	LOT	DNP	DNP	DNP	13-6-0	DNP	2-3-0
WESTERN MICHIGAN	12/12/01	51-55	L	DNP	DNP	DNP	10-4-1	DNP	0-4-0
RADFORD	12/15/01	63-56	W	DNP	DNP	DNP	8-6-0	DNP	4-7-0
at Florida State	12/27/01	49-78	L	DNP	DNP	DNP	13-6-1	2-0-0	2-1-0
CONNECTICUT	1/2/02	74-86	L	DNP	DNP	12-5-2	17-11-1	3-3-0	3-4-0
SETON HALL	1/5/02	72-80	L	DNP	DNP	2-2-3	16-2-0	10-4-0	6-1-1
at CONNECTICUT	1/10/02	60-95	L	DNP	DNP	13-2-1	6-5-2	2-1-1	4-5-0
MIAMI	1/12/02	68-77	L	DNP	DNP	11-0-3	17-8-1	3-1-1	0-1-0
VILLANOVA	1/15/02	75-77	L	DNP	DNP	25-2-4	14-10-3	2-4-1	2-0-0
at Boston College	1/20/02	68-77	L	DNP	DNP	5-2-1	4-4-2	4-2-0	0-1-0
at Syracuse	1/26/02	69-81	L	DNP	DNP	12-0-1	3-3-0	2-1-0	0-0-0
at Villanova	1/30/02	77-84	L	DNP	DNP	10-0-2	12-7-1	1-1-2	0-0-0
ST. JOHN'S	2/3/02	63-72	L	DNP	DNP	7-3-5	15-1-0	3-1-0	0-0-0
BOSTON COLLEGE	2/6/02	76-73	W	DNP	DNP	19-4-3	12-12-4	0-0-0	DNP
at Providence	2/9/02	69-77	L	DNP	DNP	4-0-6	21-12-0	DNP	0-0-0
at West Virginia	2/13/02	78-63	W	DNP	DNP	15-3-3	5-9-0	2-1-0	DNP
at St. John's	2/16/02	63-73	L	DNP	DNP	13-2-4	13-6-0	DNP	11-4-0
PROVIDENCE	2/23/02	69-64	W	DNP	DNP	13-6-1	18-5-0	1-3-0	4-3-1
RUTGERS	2/27/02	63-49	W	DNP	0-0-0	5-3-1	8-8-2	2-2-0	6-8-1
at Miami	3/02/02	77-83	L	DNP	DNP	14-2-7	4-3-2	7-3-0	2-1-0





GAMES

Comm

VIRGINIA



*Meet*

***THE OPPONENTS***



# ST. BONAVENTURE

Friday, Nov. 22 at University of Virgin Islands Paradise Jam

## General Information

LOCATION: St. Bonaventure, N.Y.  
ENROLLMENT: 2,200  
PRESIDENT: Dr. Robert J. Wickenheiser  
ATHLETICS DIRECTOR: Gothard Lane  
NICKNAME: Bonnies  
COLORS: Brown & white  
HOME COURT (CAPACITY): Reilly Center (6,000)  
CONFERENCE: Atlantic 10



Jan van Breda Kolff

## Coaches/Team

HEAD COACH: Jan van Breda Kolff (Vanderbilt/1974)  
RECORD AT SCHOOL: 17-13 (1 year)  
OVERALL RECORD: 191-141 (11 years)  
ASSISTANTS: Mark Wade (UNLV/1998), Billy McCaffrey (Vanderbilt/1994), Kort Wickenheiser (Muhlenberg / 1995)  
BASKETBALL OFFICE PHONE: 716-375-2207  
BEST TIME TO REACH COACH: Contact SID  
2001-02 RECORD [overall, conference (finish)]: 17-13, 8-8 (3rd East)



Marques Green

LETTERWINNERS RETURNING/LOST: 8/4  
STARTERS RETURNING/LOST: 3/2  
TOP RETURNING LETTERWINNERS: Marques Green (G, Jr.), Patricio Prato (G/F, Jr.), Robert Cheeks (F, Sr.), Mike Gansy (G, So.)  
TOP NEWCOMERS: Maurice Young (F, Jr.), Calvin Brown (F/C, Fr.), Jamil Terrell (C, Jr.)

## Media Information

SPORTS INFORMATION BASKETBALL CONTACT: Steve Mest  
OFFICE PHONE: 716-375-2319  
E-MAIL: smest@sbu.edu  
FAX PHONE: 716-375-2383  
HOME PHONE: 716-372-3494  
PRESS ROW PHONE: 716-375-2661  
WEB SITE: gobonnies.com

## 2002-03 Schedule

Nov. 22-25 Paradise Jam  
Nov. 30 vs. Saint Louis (Rochester)  
Dec. 4 at Boston College  
Dec. 7 at Alabama  
Dec. 10 at Davidson  
Dec. 19 at Canisius  
Dec. 21 KENT STATE  
Dec. 28 TOLEDO  
Dec. 31 at Ohio  
Jan. 2 at Connecticut  
Jan. 5 RHODE ISLAND  
Jan. 8 ST. JOSEPH'S  
Jan. 11 at Xavier  
Jan. 16 at Fordham  
Jan. 18 LA SALLE  
Jan. 25 at Duquesne  
Jan. 28 CLEVELAND STATE  
Feb. 1 TEMPLE  
Feb. 5 at Rhode Island  
Feb. 8 at Richmond  
Feb. 15 MASSACHUSETTS  
Feb. 19 FORDHAM  
Feb. 22 at St. Joseph's  
Feb. 26 GEORGE WASHINGTON  
Mar. 1 at Temple  
Mar. 5 at Massachusetts  
Mar. 8 DAYTON

## 2001-02 Results

79-64 W at Cleveland State  
90-75 W NIAGARA  
82-96 L vs. Boston College  
82-76 W at Toledo  
74-80 L at Oklahoma  
93-83 W WISCONSIN-GREEN BAY  
97-85 W OHIO  
79-70 W DAVIDSON  
78-74 W at Siena  
88-70 W at Connecticut  
82-93 L at Kent State (OT)  
86-92 L at George Washington  
96-74 W RHODE ISLAND  
68-62 W at La Salle  
87-93 L at St. Joseph's  
93-74 W TEMPLE  
96-89 W DUQUESNE (OT)  
81-87 L at Fordham  
65-67 L MASSACHUSETTS  
81-75 W at Dayton  
66-78 L XAVIER  
60-56 W at Massachusetts  
90-84 W FORDHAM  
71-75 L at Temple  
84-91 L ST. JOSEPH'S  
72-80 L at Rhode Island  
81-66 W vs. Duquesne (A-10 Tournament)  
69-78 L vs. Richmond (A-10 Tournament)  
66-76 L at Syracuse (Postseason NIT)




# MICHIGAN

Sunday, Nov. 24 at University of Virgin Islands Paradise Jam

## General Information


LOCATION: Ann Arbor, Mich. 48109  
ENROLLMENT: 38,248  
PRESIDENT: Mary Sue Coleman  
ATHLETICS DIRECTOR: William C. Martin  
NICKNAME: Wolverines  
COLORS: Maize and Blue  
HOME COURT (CAPACITY): Crisler Arena (13,751)  
CONFERENCE: Big Ten



Tommy Amaker

## Coaches/Team

HEAD COACH: Tommy Amaker (Duke/1987)  
RECORD AT SCHOOL: 11-18 (1 year)  
OVERALL RECORD: 79-73 (5 years)  
ASSISTANTS: Charles E. Ramsey, Chuck Swenson, Billy Schmidt  
BASKETBALL OFFICE PHONE: 734-763-5504  
BEST TIME TO REACH COACH: Contact SID  
2001-02 RECORD [overall, conference (finish)]: 11-18, 5-11 (T-8th)



LaVell Blanchard

LETTERWINNERS RETURNING/LOST: 8/5  
STARTERS RETURNING/LOST: 2/3  
TOP RETURNING LETTERWINNERS: LaVell Blanchard (F, Sr.), Bernard Robinson Jr. (F, Jr.), Dommanic Ingerson (G, So.)  
TOP NEWCOMERS: Daniel Horton (G, Fr.), Lester Abram (G, Fr.), Chris Hunter (F/C, Fr.)

## Media Information

SPORTS INFORMATION BASKETBALL CONTACT: Tom Wywrot  
OFFICE PHONE: 734-763-4423  
E-MAIL: twywrot@umich.edu  
FAX PHONE: 734-647-1188  
HOME PHONE: 734-528-0244  
PRESS ROW PHONE: 734-998-7188  
WEB SITE: MgoBlue.com

## 2002-03 Schedule

Nov. 23-25 at Paradise Jam  
Nov. 30 WESTERN MICHIGAN  
Dec. 3 CENTRAL MICHIGAN  
Dec. 7 at Duke  
Dec. 11 BOWLING GREEN  
Dec. 14 CHARLESTON SOUTHERN  
Dec. 21 VANDERBILT  
Dec. 23 EASTERN MICHIGAN  
Dec. 28 at UCLA  
Jan. 2 SAN FRANCISCO  
Jan. 4 IUPI-INDIANAPOLIS  
Jan. 8 WISCONSIN  
Jan. 11 PENN STATE  
Jan. 15 at Ohio State  
Jan. 18 at Northwestern  
Jan. 22 MINNESOTA  
Jan. 26 MICHIGAN STATE  
Jan. 29 at Illinois  
Feb. 1 at Minnesota  
Feb. 8 IOWA  
Feb. 12 at Indiana  
Feb. 15 OHIO STATE  
Feb. 19 at Purdue  
Feb. 26 at Wisconsin  
Mar. 1 ILLINOIS  
Mar. 5 at Penn State  
Mar. 8 PURDUE

## 2001-02 Results

81-73 W vs. Oakland  
88-59 W vs. Fairfield  
73-79 L at Western Michigan  
59-65 L at Bowling Green  
74-83 L BOSTON COLLEGE  
91-62 W IPFW  
83-104 L DUKE  
88-58 W EASTERN MICHIGAN  
47-55 L vs. San Francisco  
67-63 W at Penn State  
79-75 W PURDUE  
82-90 L at Minnesota  
70-94 L at Illinois  
54-58 L NORTHWESTERN  
71-69 W MINNESOTA  
47-69 L at Ohio State  
75-62 W VERMONT  
44-71 L at Michigan State  
64-53 W WISCONSIN  
60-68 L ILLINOIS  
65-58 W PENN STATE  
66-70 L at Colorado State (OT)  
43-79 L at Purdue  
55-75 L INDIANA  
56-76 L at Iowa  
54-74 L at Wisconsin  
75-84 L OHIO STATE  
72-51 W vs. Northwestern (Big Ten Tourn.)  
68-75 L vs. Ohio State (Big Ten Tourn.)



## BYU

**Possible opponent at University of Virgin Islands Paradise Jam, Nov. 22-25, 2002, St. Thomas, V.I.**



Steve Cleveland



Travis Hansen

### General Information

LOCATION: Provo, Utah 84602  
ENROLLMENT: 32,122  
PRESIDENT: Merrill Bateman  
ATHLETICS DIRECTOR: Val Hale  
NICKNAME: Cougars  
COLORS: Blue, White & Tan  
HOME COURT (CAPACITY): Marriott Center (22,700)  
CONFERENCE: Mountain West

### Coaches/Team

HEAD COACH: Steve Cleveland (UC-Irvine/1976)  
RECORD AT SCHOOL: 85-69 (5 years)  
OVERALL RECORD: 85-69 (5 years)  
ASSISTANTS: Dave Rose (Houston/1983), Andy Toolson (BYU/1990), John Wardenburg (BYU/1986)  
BASKETBALL OFFICE PHONE: 801-378-3612  
BEST TIME TO REACH COACH: Contact SID  
2001-02 RECORD [overall, conference (finish)]: 18-12, 7-7, T 4th

LETTERWINNERS RETURNING/LOST: 8/7  
STARTERS RETURNING/LOST: 3/2  
TOP RETURNING LETTERWINNERS: Travis Hansen (G/F, Sr.), Mark Bigelow (F/G, Jr.), Jared Jensen (F/C, So.)  
TOP NEWCOMERS: Austin Ainge (G, Fr.), Rafael Araujo (C, Jr.), Luiz Lemes (G, Jr.), Kevin Woodberry (G, Jr.)

### Media Information

SPORTS INFORMATION BASKETBALL  
CONTACT: Brett Pyne  
OFFICE PHONE: 801-422-4912  
E-MAIL: brett\_pyne@byu.edu  
FAX PHONE: 801-422-0633  
HOME PHONE: 801-796-6867  
PRESS ROW PHONE: 801-378-3675  
WEB SITE: byucougars.com




## KANSAS STATE

**Possible opponent at University of Virgin Islands Paradise Jam, Nov. 22-25, 2002, St. Thomas, V.I.**



Jim Woolridge



Pervis Pasco

### General Information

LOCATION: Manhattan, Kan. 66502  
ENROLLMENT: 22,396  
PRESIDENT: Dr. Jon Wefald  
ATHLETICS DIRECTOR: Tim Weiser  
NICKNAME: Wildcats  
COLORS: Purple & White  
HOME COURT (CAPACITY): Bramlage Coliseum (13,500)  
CONFERENCE: Big 12

### Coaches/Team

HEAD COACH: Jim Woolridge (Louisiana Tech/1977)  
RECORD AT SCHOOL: 24-34 (2 years)  
OVERALL RECORD: 253-181 (15 years)  
ASSISTANTS: Mike Miller (East Texas/1987), Robbie Laing (Troy State/1981), Charles Baker (Eastern Kentucky/1990)  
BASKETBALL OFFICE PHONE: 785-532-6531  
BEST TIME TO REACH COACH: Contact SID  
2001-02 RECORD [overall, conference (finish)]: 13-16, 6-10 (T-7th)

LETTERWINNERS RETURNING/LOST: 7/5  
STARTERS RETURNING/LOST: 3/2  
TOP RETURNING LETTERWINNERS: Quentin Buchanan (F, Sr.), Pervis Pasco (F, Sr.), Matt Siebrandt (F/C, Sr.)  
TOP NEWCOMERS: Tim Ellis (G, Jr.), Jarrett Hart (G, Jr.), Marques Hayden (F, Fr.), Frank Richards (G, Jr.)

### Media Information

SPORTS INFORMATION BASKETBALL  
CONTACT: Garry Bowman  
OFFICE PHONE: 785-532-7708  
E-MAIL: gbowman@ksu.edu  
FAX PHONE: 785-532-6093  
HOME PHONE: 785-323-1616  
PRESS ROW PHONE: 785-539-3423  
WEB SITE: k-statesports.com



## TOLEDO

**Possible opponent at University of Virgin Islands Paradise Jam, Nov. 22-25, 2002, St. Thomas, V.I.**



Stan Joplin



Nick Moore

### General Information

LOCATION: Toledo, OH 43606  
ENROLLMENT: 20,014  
PRESIDENT: Dr. Daniel M. Johnson  
ATHLETICS DIRECTOR: Mike O'Brien  
NICKNAME: Rockets  
COLORS: Midnight Blue and Gold  
HOME COURT (CAPACITY): John F. Savage Hall (9,000)  
CONFERENCE: Mid-American (West Division)

### Coaches/Team

HEAD COACH: Stan Joplin  
RECORD AT SCHOOL: 103-73 (6 years)  
OVERALL RECORD: 103-73 (6 years)  
ASSISTANTS: Bob Simon (Eastern Michigan/1989), Mike Jackson (Detroit/1995), Nate Tuori (Rochester (MI) College/1999)  
BASKETBALL OFFICE PHONE: 419-530-4187  
BEST TIME TO REACH COACH: Contact SID  
2001-02 RECORD [overall, conference (finish)]: 16-14, 11-7 (2nd West)

LETTERWINNERS RETURNING/LOST: 8/2  
STARTERS RETURNING/LOST: 4/1  
TOP RETURNING LETTERWINNERS: Nick Moore (G, Sr.), Keith Triplett (G, Jr.), A.J. Shellabarger (C, Jr.), Ricardo Thomas (F, Jr.)  
TOP NEWCOMERS: Anton Currie (F, Fr.), Allen Pinson (C, Fr.), Sammy Villegas (G, Fr.)

### Media Information

SPORTS INFORMATION BASKETBALL  
CONTACT: Steve Easton  
OFFICE PHONE: 419-530-4921  
E-MAIL: seaston@pop3.utoledo.edu  
FAX PHONE: 419-530-4930  
HOME PHONE: 419-476-0238  
PRESS ROW PHONE: 419-530-2027  
WEB SITE: utroockets.com



# AMERICAN


Friday, Nov. 29, 2002, Blacksburg, Va.

### General Information

LOCATION: Washington, D.C.  
ENROLLMENT: 5,300  
PRESIDENT: Dr. Benjamin Ladner  
ATHLETICS DIRECTOR: Tom George  
NICKNAME: Eagles  
COLORS: AU Red & Blue  
HOME COURT (CAPACITY): Bender Arena (4,500)  
CONFERENCE: Patriot League



Jeff Jones



Glenn Stokes

### Coaches/Team

HEAD COACH: Jeff Jones (Virginia/1982)  
RECORD AT SCHOOL: 25-32 (2 seasons)  
OVERALL RECORD: 171-136 (10 seasons)  
ASSISTANTS: Kelvin Jefferson (Southern Connecticut/1995), Ryan Odom (Hampden-Sydney/1996), Kieran Donohue (Virginia/1997)  
BASKETBALL OFFICE PHONE: 202-885-3010  
BEST TIME TO REACH COACH: Mornings  
2001-02 RECORD [overall, conference (finish)]: 18-12, 10-4 (1st)

LETTERWINNERS RETURNING/LOST: 8/5  
STARTERS RETURNING/LOST: 3/2  
TOP RETURNING LETTERWINNERS: Steven Miles (G, Sr.), Glenn Stokes (G, Sr.)  
TOP NEWCOMERS: Jarrod Kohl (C, Fr.), Jamaal Caterina (F, Fr.), Jernavis Draughn (F, Jr.), Raimondas Petrauskas (F, So.)

### Media Information

SPORTS INFORMATION BASKETBALL CONTACT: Shaun May  
OFFICE PHONE: 202-885-3079; E-MAIL: smay@american.edu  
FAX PHONE: 202-885-3033;  
HOME PHONE: 484-433-0074  
PRESS ROW PHONE: 202-885-8232  
WEB SITE: aueagles.com

### 2001-02 Results

2002-03 Schedule		2001-02 Results	
Nov. 22	at Missouri	53-83	L at Maryland
Nov. 25	at UNC Greensboro	55-52	W at St. Francis (PA)
Nov. 29	at Virginia Tech	55-48	W FAIRLEIGH DICKINSON
Dec. 3	at Liberty	70-76	L COLL. OF CHARLESTON (2OT)
Dec. 6	RADFORD	51-61	L PENNSYLVANIA
Dec. 9	HOWARD	65-76	L at Radford
Dec. 20	at College of Charleston	86-72	L at North Carolina A&T
Dec. 22	at Fairfield	71-80	L at Howard
Dec. 28	ELON	57-85	L at Vanderbilt
Dec. 30	at Wagner	77-72	W at Florida State
Jan. 2	GEORGE WASHINGTON	58-69	L WAGNER
Jan. 4	ST. FRANCIS (Pa.)	94-73	W LIBERTY
Jan. 8	at Pennsylvania	68-67	W FAIRFIELD
Jan. 11	at Bucknell	76-59	W at Colgate
Jan. 15	NAVY	58-40	W ARMY
Jan. 18	at Lehigh	52-57	L LAFAYETTE
Jan. 24	COLGATE	69-52	W BUCKNELL
Jan. 26	HOLY CROSS	65-59	W at Lehigh
Jan. 31	at Lafayette	54-63	L at Holy Cross
Feb. 2	at Army	67-66	W NAVY (OT)
Feb. 8	BUCKNELL	72-58	W COLGATE
Feb. 12	at Navy	74-59	W at Army
Feb. 15	LEHIGH	74-77	L at Lafayette
Feb. 21	at Holy Cross	78-67	W at Bucknell
Feb. 23	at Colgate	70-67	W LEHIGH
Feb. 27	ARMY	62-50	W at Navy
Mar. 1	LAFAYETTE	44-68	L HOLY CROSS
		82-69	W vs. Lehigh (Patriot League Tourn.)
		66-58	W vs. Lafayette (Patriot League Tourn.)
		54-58	L vs. Holy Cross (Patriot League Tourn.)



# WOFFORD


Monday, Dec. 2, 2002, Blacksburg, Va.

### General Information

LOCATION: Spartanburg, S.C.  
ENROLLMENT: 1,100  
PRESIDENT: Dr. Benjamin B. Dunlap  
ATHLETICS DIRECTOR: Richard Johnson  
NICKNAME: Terriers  
COLORS: Old Gold and Black  
HOME COURT (CAPACITY): Benjamin Johnson Arena (3,500)  
CONFERENCE: Southern



Mike Young



Mike Lenzy

### Coaches/Team

HEAD COACH: Mike Young (Emory & Henry/1986)  
RECORD AT SCHOOL: 0-0 (first season)  
OVERALL RECORD: same  
ASSISTANTS: Jimmy Allen (Emory & Henry/1993), Alex Peavey (Virginia/1999), Mark Prosser (Marist/2002)  
BASKETBALL OFFICE PHONE: 864-597-4100  
BEST TIME TO REACH COACH: 10 a.m.-noon M-F  
2001-02 RECORD [overall, conference (finish)]: 11-18, 5-11 (6th South)

LETTERWINNERS RETURNING/LOST: 8/4  
STARTERS RETURNING/LOST: 4/1  
TOP RETURNING LETTERWINNERS: Mike Lenzy (G, Sr.), Lee Nixon (G, Sr.), Justin Stephens (G, So.)  
TOP NEWCOMERS: Tyler Berg (C, Fr.), Byron Fields (G, Fr.), Howard Wilkerson (F, Fr.)

### Media Information

SPORTS INFORMATION BASKETBALL CONTACT: Mark Cohen  
OFFICE PHONE: 864-597-4093; E-MAIL: cohenm@wofford.edu  
FAX PHONE: 864-597-4129  
HOME PHONE: 864-591-0981; PRESS ROW PHONE: 864-597-4487  
WEB SITE: wofford.edu/athletics

### 2002-03 Schedule

Nov. 22	at Auburn
Nov. 24	at Clemson
Nov. 26	EMMANUEL
Dec. 2	at Virginia Tech
Dec. 4	TOCCOA FALLS
Dec. 7	VIRGINIA INTERMONT
Dec. 14	at West Virginia
Dec. 16	at South Carolina
Dec. 21	KING
Dec. 29	at NC State
Jan. 2	at Virginia
Jan. 6	COLLEGE OF CHARLESTON
Jan. 11	at Furman
Jan. 13	at The Citadel
Jan. 18	at College of Charleston
Jan. 20	CHATTANOOGA
Jan. 25	EAST TENNESSEE STATE
Jan. 27	GEORGIA SOUTHERN
Feb. 1	at UNC Greensboro
Feb. 3	DAVIDSON
Feb. 8	at VMI
Feb. 10	at Chattanooga
Feb. 15	at Georgia Southern
Feb. 17	APPALACHIAN STATE
Feb. 22	FURMAN
Feb. 24	at Western Carolina
Mar. 1	THE CITADEL

### 2001-02 Results

61-88	L at Memphis
56-46	W vs. Sacramento State
94-42	W TOCCOA FALLS
82-85	L at Clemson
77-72	W FLORIDA A&M
49-64	L SOUTH CAROLINA
46-65	L at Nebraska
42-80	L at NC State
103-64	W EMMANUEL
87-59	W VIRGINIA INTERMONT
77-55	W REINHARDT
70-79	L at Georgia Tech
66-64	W at College of Charleston
59-49	W FURMAN
73-64	W THE CITADEL (OT)
61-73	L COLL. OF CHARLESTON (OT)
77-79	L at Chattanooga
73-86	L at Georgia Southern
58-71	L at East Tennessee State
76-81	L UNC GREENSBORO
61-72	L at Davidson
78-68	W VMI
45-70	L CHATTANOOGA
76-67	W GEORGIA SOUTHERN
69-85	L at Appalachian State
48-55	L at Furman
71-77	L WESTERN CAROLINA
63-72	L at The Citadel
41-70	L vs. UNC Greensboro (Southern)



VMI

Thursday, Dec. 5, 2002, Blacksburg, Va.

General Information

LOCATION: Lexington, Va. 24450
ENROLLMENT: 1,250
PRESIDENT: Maj. General Josiah Bunting III
ATHLETICS DIRECTOR: Donny White
NICKNAME: Keydets
COLORS: Red, White and Yellow
HOME COURT (CAPACITY): Cameron Hall (5,029)
CONFERENCE: Southern

Coaches/Team

HEAD COACH: Bart Bellairs (Warren Wilson/1979)
RECORD AT SCHOOL: 91-131 (9 years)
OVERALL RECORD: 112-158 (110 years)
ASSISTANTS: Grafton Young (Warren Wilson/1979), Don Burgess (Radford/1995), Kevin Martin (Roanoke/1994)
BASKETBALL OFFICE PHONE: 540-464-7384
BEST TIME TO REACH COACH: Weekdays, 10:30 a.m.-Noon
2001-02 RECORD [overall, conference (finish)]: 10-18/5-11 (5th, Northern Div.)

LETTERWINNERS RETURNING/LOST: 9/3
STARTERS RETURNING/LOST: 5/0
TOP RETURNING LETTERWINNERS: Richard Little (G, Jr.), Radee Skipworth (F, Jr.), Jason Conley (F, So.),
TOP NEWCOMERS: Levar Joseph (G, Fr.), Tadas Mankevicius (C, Fr.)

Media Information


SPORTS INFORMATION BASKETBALL CONTACT: Wade Branner
E-MAIL: brannerwh@vmi.edu
OFFICE PHONE: 540-464-7253
FAX PHONE: 540-464-7583
HOME PHONE: 540-463-5033
PRESS ROW PHONE: 540-463-6725
WEB SITE: vmikeydets.com

2002-03 Schedule

Nov. 23 LIBERTY
Nov. 25 at Tennessee
Dec. 1 at St. Francis (Pa.)
Dec. 5 at Virginia Tech
Dec. 7 UVA-WISE
Dec. 10 at Liberty
Dec. 14 EASTERN MENNONITE
Dec. 20 MARY WASHINGTON
28-29 Spider Invitational
Dec. 31 at Georgetown
Jan. 5 at Western Carolina
Jan. 11 GEORGIA SOUTHERN
Jan. 13 at UNC Greensboro
Jan. 18 EAST TENNESSEE STATE
Jan. 21 DAVIDSON
Jan. 24 APPALACHIAN STATE
Jan. 27 at College of Charleston
Feb. 1 at Furman
Feb. 4 at East Tennessee State
Feb. 8 WOFFORD
Feb. 10 at Appalachian State
Feb. 15 WESTERN CAROLINA
Feb. 17 CHATTANOOGA
Feb. 22 UNC GREENSBORO
Feb. 24 at The Citadel
Mar. 1 at Davidson

2001-02 Results

76-51 W MARY WASHINGTON
87-98 L at Morehead St.
73-74 L at Virginia Tech
57-99 L at Kentucky
98-72 W ST. MARY'S (Md.)
90-69 W CHARLESTON SOUTHERN
77-51 W EASTERN MENNONITE
91-104 L at Villanova
82-80 W at Richmond
84-94 L at James Madison
80-90 L WESTERN CAROLINA
60-100 L at Georgia Southern
74-80 L UNC GREENSBORO
90-101 L at East Tennessee State
68-79 L at Davidson
55-63 L COLLEGE OF CHARLESTON
93-91 W at Appalachian State
59-93 L at Virginia
76-68 W FURMAN
77-96 L EAST TENNESSEE STATE
68-78 L at Wofford
88-81 W APPALACHIAN STATE
97-91 W at Western Carolina (OT)
64-91 L at Chattanooga
71-74 L at UNC Greensboro
55-75 L THE CITADEL
81-77 W DAVIDSON
70-80 L The Citadel (SoCon)



Bart Bellairs



Jason Conley



WILLIAM & MARY

Saturday, Nov. 17, 2001, Blacksburg, Va.

General Information

LOCATION: Williamsburg, Va.
ENROLLMENT: 5,560
PRESIDENT: Timothy J. Sullivan
ATHLETICS DIRECTOR: Terry Driscoll
NICKNAME: Tribe
COLORS: Green, Gold and Silver
HOME COURT (CAPACITY): William & Mary Hall (8,600)
CONFERENCE: Colonial

Coaches/Team

HEAD COACH: Rick Boyages (Bowdoin/1985)
RECORD AT SCHOOL: 21-36 (2 years)
OVERALL RECORD: 66-85 (6 years)
ASSISTANTS: Jamie Kachmarik (Bowling Green/1997), Pat Skerry (Tufts/1992), Tom Cohane (Navy/1967)
BASKETBALL OFFICE PHONE: 757-221-3339
BEST TIME TO REACH COACH: Mornings
2001-02 RECORD [overall, conference (finish)]: 10-19, 7-11 (Tied 6th)

LETTERWINNERS RETURNING/LOST: 7/4
STARTERS RETURNING/LOST: 2/3
TOP RETURNING LETTERWINNERS: Adam Hess (F, Jr.), Nick D'Antoni (G, So.), Sherman Rivers (G, Sr.)
TOP NEWCOMERS: Nate Loehrke (C, Fr.), Steve Sorenson (F, Fr.)

Media Information

SPORTS INFORMATION BASKETBALL CONTACT: Dan Wakely
OFFICE PHONE: 757-221-3368
E-MAIL: ddwake@wm.edu
FAX PHONE: 757-221-3412
HOME PHONE: 757-476-5314
PRESS ROW PHONE: 757-221-3348
WEB SITE: TribeAthletics.com

2002-03 Schedule


Nov. 22 FORDHAM
Nov. 24 RADFORD
Nov. 26 at Liberty
Nov. 30 at East Carolina
Dec. 7 VIRGINIA TECH
Dec. 22 MORGAN STATE
Dec. 30 at Campbell
Jan. 2 CHARLESTON SOUTHERN
Jan. 4 TOWSON
Jan. 8 DELAWARE
Jan. 11 at Old Dominion
Jan. 15 at Drexel
Jan. 18 VIRGINIA COMMONWEALTH
Jan. 22 HOFSTRA
Jan. 25 at George Mason
Jan. 29 at James Madison
Feb. 1 at Delaware
Feb. 3 at Hampton
Feb. 5 OLD DOMINION
Feb. 8 at Hofstra
Feb. 12 at Towson
Feb. 15 GEORGE MASON
Feb. 19 at Virginia Commonwealth
Feb. 22 DREXEL
Feb. 24 UNC WILMINGTON
Mar. 1 JAMES MADISON
Mar. 3 at UNC Wilmington

2001-02 Results

55-75 L at Texas Tech
55-76 L vs. Northern Iowa
57-63 L at High Point
71-60 W at Charleston Southern
62-67 L at The Citadel
70-55 W WASHINGTON & LEE
58-75 L at Purdue
74-62 W vs. Akron
75-103 L at Maryland
71-80 L at George Mason
59-53 W DELAWARE
56-58 L DREXEL
92-81 W VIRGINIA COMMONWEALTH
56-58 L UNC-WILMINGTON
59-68 L at Hofstra
77-59 W JAMES MADISON
52-68 L at Old Dominion
61-78 L at Drexel
62-45 W TOWSON
63-58 W at James Madison
59-64 L HAMPTON
58-61 L at Towson
58-66 L at UNC-Wilmington
61-57 W HOFSTRA
54-51 W GEORGE MASON
72-82 L at Delaware
53-81 L OLD DOMINION
60-68 L at Virginia Commonwealth
67-78 L vs. James Madison



Rick Boyages



Adam Hess



# EAST CAROLINA

Monday, Dec. 9, 2002, Greenville, N.C.

## General Information

LOCATION: Greenville, N.C.  
 ENROLLMENT: 20,624  
 CHANCELLOR: Dr. William V. Muse  
 ATHLETICS DIRECTOR: Mike Hamrick  
 NICKNAME: Pirates  
 COLORS: Purple and Gold  
 HOME COURT (CAPACITY): Williams Arena (8,000)  
 CONFERENCE: Conference USA



Bill Herrion

## Coaches/Team

HEAD COACH: Bill Herrion (Merrimack/1981)  
 RECORD AT SCHOOL: 36-50 (3 years)  
 OVERALL RECORD: 203-121 (11 years)  
 ASSISTANTS: Greg Herenda (Merrimack/1983), Richard Morgan (Virginia/1989), George Stadhause (ECU/1991)  
 BASKETBALL OFFICE PHONE: 252-328-4592  
 BEST TIME TO REACH COACH: Contact SID  
 2001-02 RECORD [overall, conference (finish)]: 12-18/5-11 (11th)  
 LETTERWINNERS RETURNING/LOST: 7/4  
 STARTERS RETURNING/LOST: 4/1  
 TOP RETURNING LETTERWINNERS: Gabriel Mikulas (F, Jr.), Erroyl Bing (F, Jr.), Travis Holcomb-Faye (G, Sr.)  
 TOP NEWCOMERS: Luke McKay (G, Jr.), Derrick Wiley (G, Jr.), Belton Rivers (G, Fr.)



Gabriel Mikulas

## Media Information

SPORTS INFORMATION BASKETBALL CONTACTS: Jody Jones  
 OFFICE PHONE: 252-328-4522  
 E-MAIL: jonesjod@mail.ecu.edu  
 FAX PHONE: 252-328-4528  
 HOME PHONE: 252-215-5623  
 PRESS ROW PHONE: 252-328-0135  
 WEB SITE: ecupirates.com

## 2002-03 Schedule

Nov. 22 at Middle Tennessee State  
 Nov. 24 MISSISSIPPI  
 Nov. 30 WILLIAM & MARY  
 Dec. 3 at Radford  
 Dec. 7 at Old Dominion  
 Dec. 9 VIRGINIA TECH  
 Dec. 14 MOUNT OLIVE  
 Dec. 19 GEORGE MASON  
 Dec. 21 vs. Campbell (Fayetteville)  
 Dec. 23 at Coastal Carolina  
 Dec. 30 MARQUETTE  
 Jan. 2 UNC PEMBROKE  
 Jan. 11 at Charlotte  
 Jan. 16 LOUISVILLE  
 Jan. 19 at DePaul  
 Jan. 22 CINCINNATI  
 Jan. 25 SOUTH FLORIDA  
 Jan. 29 at Marquette  
 Feb. 1 at Tulane  
 Feb. 4 at Memphis  
 Feb. 8 SOUTHERN MISSISSIPPI  
 Feb. 15 at Saint Louis  
 Feb. 18 DEPAUL  
 Feb. 22 CHARLOTTE  
 Feb. 26 at Cincinnati  
 Mar. 1 at Louisville  
 Mar. 8 SAINT LOUIS

## 2001-02 Results

79-74 W vs. Rutgers  
 71-68 W vs. Northwestern  
 47-71 L at North Carolina State  
 67-93 L at Appalachian State  
 72-82 L UCF  
 62-90 L at Virginia Tech  
 54-56 L at UNC-Greensboro  
 52-53 L OLD DOMINION  
 64-52 W USC SPARTANBURG  
 81-71 W MIDDLE TENNESSEE  
 90-86 W RADFORD (2OT)  
 85-44 W LEES-MCRAE  
 62-72 L CINNCINATI  
 54-63 L at UAB  
 75-84 L CHARLOTTE  
 87-77 W LOUISVILLE  
 72-85 L at Saint Louis  
 68-80 L DEPAUL  
 62-87 L at Charlotte  
 48-75 L at Cincinnati  
 69-63 W SAINT LOUIS  
 58-70 L at Marquette  
 51-62 L at DePaul  
 61-58 W SOUTHERN MISSISSIPPI  
 73-61 W BIRMINGHAM SOUTHERN  
 42-75 L at Louisville  
 63-46 W HOUSTON  
 61-46 W MARQUETTE  
 63-66 L at TCU  
 49-58 L vs. Houston  
 (Conference USA Tournament)



# MORGAN STATE

Saturday, Dec. 14, 2002  
 Blacksburg, Va.

## General Information

LOCATION: Baltimore, Md. 21251  
 ENROLLMENT: 6,100  
 PRESIDENT: Dr. Earl S. Richardson  
 ATHLETICS DIRECTOR: Dr. David Y. Thomas  
 NICKNAME: Bears  
 COLORS: Blue and Orange  
 HOME COURT (CAPACITY): Hill Field House (10,000)  
 CONFERENCE: MEAC



Butch Beard

## Coaches/Team

HEAD COACH: Alfred "Butch" Beard (Louisville/1969)  
 RECORD AT SCHOOL: 3-25 (1 year)  
 OVERALL RECORD: 44-91 (5 years)  
 ASSISTANTS: Lamont "Speedy" Pennick, Alfred "Butch" Beard III  
 BASKETBALL OFFICE PHONE: 443-885-3050  
 BEST TIME TO REACH COACH: 9 a.m. - 5 p.m.  
 2001-02 RECORD [overall, conference (finish)]: 3-25, 2-16  
 TOP RETURNING LETTERWINNERS: Randy Dukes (G, Sr.), Stanford Grandy (G, So.), Nile Patrick (C, Jr.)  
 TOP NEWCOMERS: Clinton Kilpatrick (C, Fr.), Evan Pellenn (F, Fr.), Robert Ross (F, Fr.)



Randy Dukes

## Media Information

SPORTS INFORMATION BASKETBALL CONTACT: Leonard Haynes IV  
 OFFICE PHONE: 443-885-3831  
 E-MAIL: lhaynes@moac.morgan.edu  
 PRESS ROW PHONE: TBA  
 WEB SITE: morgan.edu/athletics

## 2002-03 Schedule

Nov. 23-25 Battle of Baltimore  
 Nov. 30 at Fairleigh Dickinson  
 Dec. 5 TOWSON  
 Dec. 7 COPPIN STATE  
 Dec. 9 MAINE  
 Dec. 14 at Virginia Tech  
 Dec. 17 at Canisius  
 Dec. 22 at William & Mary  
 Dec. 27-28 at Texas A&M-Corpus Christi  
 Tournament  
 Jan. 4 SOUTH CAROLINA STATE  
 Jan. 6 NORTH CAROLINA A&T  
 Jan. 11 at Hampton  
 Jan. 13 at Norfolk State  
 Jan. 20 DELAWARE STATE  
 Jan. 25 at Florida A&M  
 Jan. 27 at Bethune-Cookman  
 Feb. 1 MARYLAND-EASTERN SHORE  
 Feb. 3 at Howard  
 Feb. 8 at South Carolina State  
 Feb. 10 at North Carolina A&T  
 Feb. 15 HAMPTON  
 Feb. 17 NORFOLK STATE  
 Feb. 24 at Delaware State  
 Mar. 1 BETHUNE-COOKMAN  
 Mar. 3 FLORIDA A&M  
 Mar. 8 at Coppin State

## 2001-02 Results

55-76 L at Pittsburgh  
 66-68 L COPPIN STATE  
 63-83 L at Western Michigan  
 70-78 L HAMPTON  
 66-79 L NORFOLK STATE  
 62-67 L at Towson  
 65-91 L at Georgetown  
 56-83 L at UALR  
 66-84 L at James Madison  
 47-91 L at Providence  
 76-93 L at Howard  
 67-77 L at Delaware State  
 68-74 L CANISIUS  
 59-60 L MARYLAND-EASTERN SHORE  
 66-72 L at Florida A&M  
 66-64 W at Bethune Cookman  
 60-67 L NORTH CAROLINA A&T  
 73-81 L at South Carolina St. (OT)  
 74-89 L at Hampton  
 69-74 L at Norfolk State  
 66-64 W HOWARD  
 52-54 L DELAWARE STATE  
 67-81 L at UMBC  
 72-83 L BETHUNE COOKMAN  
 50-67 L FLORIDA A&M  
 65-72 L at Coppin State  
 94-91 W vs. Florida A&M (2OT) (MEAC)  
 70-93 L vs. Hampton (MEAC)



# WESTERN MICHIGAN

Saturday, Dec. 21, 2002, Kalamazoo, Mich.

### General Information


LOCATION: Kalamazoo, Mich. 49008-5166  
ENROLLMENT: 28,657  
PRESIDENT: Dr. Elson S. Ford  
ATHLETIC DIRECTOR: Kathy Beauregard  
NICKNAME: Broncos  
COLORS: Brown & Gold  
HOME COURT (CAPACITY): University Arena (5,649)  
CONFERENCE: MAC



Robert McCullum

### Coaches/Team

HEAD COACH: Robert McCullum (Birmingham Southern/1976)  
RECORD AT SCHOOL: 24-34 (2 years)  
OVERALL RECORD: 24-34 (2 years)  
ASSISTANTS: Clayton Bates (Florida/1995), Steve Hawkins (South Alabama/1987), Tommy Deffenbaugh (Drury/1985)  
BASKETBALL OFFICE PHONE: 269-387-3608  
BEST TIME TO REACH COACH: Contact SID  
2001-02 RECORD [overall, conference (finish)]: 17-13/10-8 (3rd West)  
LETTERWINNERS RETURNING/LOST: 8/3  
STARTERS RETURNING/LOST: 4/1  
TOP RETURNING LETTERWINNERS: Terrance Slater (F, Sr.), Robby Collum (G, Sr.), Ricky Willis (G, So.)  
TOP NEWCOMERS: Bobby Madison (F, Jr.) Brian Snider (G, Fr.), Mike Williams (F, Jr.)



Robby Collum

### Media Information

SPORTS INFORMATION BASKETBALL CONTACT: Scott Kuykendall  
OFFICE PHONE: 269-387-4125  
E-MAIL: scott.kuykendall@wmich.edu  
FAX PHONE: 269-387-4139  
HOME PHONE: 269-998-2237  
PRESS ROW PHONE: 269-387-3064  
WEB SITE: wmunbronsos.com

### 2002-03 Schedule

Nov. 22-23 at Sooner Invitational  
Nov. 25 at Fordham  
Nov. 30 at Michigan  
Dec. 2 DETROIT  
Dec. 7 at Miami  
Dec. 14 CENTENARY  
Dec. 17 at Auburn  
Dec. 21 VIRGINIA TECH  
Dec. 30 at IUPUI  
Jan. 4 at Marshall  
Jan. 8 CENTRAL MICHIGAN  
Jan. 11 EASTERN MICHIGAN  
Jan. 15 at Ball State  
Jan. 22 BOWLING GREEN  
Jan. 25 AKRON  
Jan. 28 at Toledo  
Feb. 1 KENT STATE  
Feb. 5 MARSHALL  
Feb. 10 at Central Michigan  
Feb. 15 at Bowling Green  
Feb. 18 TOLEDO  
Feb. 22 at Ohio  
Feb. 26 at Eastern Michigan  
Mar. 1 BALL STATE  
Mar. 5 BUFFALO  
Mar. 8 at Northern Illinois

### 2001-02 Results

64-71 L vs. Long Beach State  
48-91 L at Oregon  
63-43 W vs. Alabama State  
81-80 W UW-MILWAUKEE  
79-73 W MICHIGAN  
83-63 W MORGAN STATE  
62-67 L at Detroit  
55-51 W at Virginia Tech  
59-51 W at UW-Milwaukee  
73-77 L MARSHALL  
94-100 L at Oakland (OT)  
69-63 W MIAMI (OT)  
64-73 L TOLEDO  
68-86 L at Ohio  
81-67 W CENTRAL MICHIGAN  
62-61 W IUPUI  
72-75 L at Kent State  
61-74 L at Ball State  
95-65 W OHIO  
66-78 L BOWLING GREEN  
67-70 L at Central Michigan  
101-94 W EASTERN MICHIGAN (2OT)  
60-59 W at Buffalo  
94-89 W at Akron (OT)  
97-87 W at Northern Illinois  
80-65 W BALL STATE  
68-72 L at Toledo  
71-51 W at Eastern Michigan  
86-85 W NORTHERN ILLINOIS  
83-90 L vs. Akron (MAC Tournament)



# TOWSON

Monday, Dec. 30, 2002  
Blacksburg, Va.

### General Information


LOCATION: Towson, Md. 21252  
ENROLLMENT: 16,600  
PRESIDENT: Dr. Dan L. Jones  
ATHLETICS DIRECTOR: Dr. Wayne Edwards  
NICKNAME: Tigers  
COLORS: Gold, White & Black  
HOME COURT (CAPACITY): Towson Center (5,000)  
CONFERENCE: Colonial Athletic Association



Michael Hunt

### Coaches/Team

HEAD COACH: Michael Hunt (Furman/1985)  
RECORD AT SCHOOL: 11-18 (1 year)  
OVERALL RECORD: 11-18 (1 year)  
ASSISTANTS: Dino Presley (Kutztown/1993), Mike Longabardi (Frostburg/1996), Bill Cleary (Villanova/1998)  
BASKETBALL OFFICE PHONE: 410-704-3173  
BEST TIME TO REACH COACH: Contact SID  
2001-02 RECORD [overall, conference (finish)]: 11-18, 7-11 (7th)  
LETTERWINNERS RETURNING/LOST: 6/3  
STARTERS RETURNING/LOST: 2/3  
TOP RETURNING LETTERWINNERS: Brian Allen (G, Sr.), Gerald Weatherspoon (G, Sr.)  
TOP NEWCOMERS: Lawrence Hamm (F, Fr.), Jacob McCartney (C, Fr.)



Brian Allen

### Media Information

SPORTS INFORMATION BASKETBALL CONTACT: Peter Schlehr  
OFFICE PHONE: 410-704-2232  
E-MAIL: pschlehr@towson.edu  
FAX PHONE: 410-704-3861  
HOME PHONE: 410-838-9221  
PRESS ROW PHONE: 410-704-3286  
WEB SITE: towson.tigers.com

### 2002-03 Schedule

Nov. 23-25 Battle of Baltimore (Morgan St.)  
Nov. 30 at Georgetown  
Dec. 3 at Rider  
Dec. 5 at Morgan State  
Dec. 12 MARYLAND-EASTERN SHORE  
Dec. 14 NORFOLK STATE  
Dec. 22 GEORGE WASHINGTON  
Dec. 30 at Virginia Tech  
Jan. 2 at Old Dominion  
Jan. 4 at William & Mary  
Jan. 8 JAMES MADISON  
Jan. 11 GEORGE MASON  
Jan. 15 HOFSTRA  
Jan. 18 at Drexel  
Jan. 22 at UNC Wilmington  
Jan. 25 at Delaware  
Jan. 29 VIRGINIA COMMONWEALTH  
Feb. 1 at George Mason  
Feb. 5 at Virginia Commonwealth  
Feb. 8 DREXEL  
Feb. 12 WILLIAM & MARY  
Feb. 15 OLD DOMINION  
Feb. 19 at James Madison  
Feb. 22 UNC WILMINGTON  
Feb. 26 at Hofstra  
Mar. 1 DELAWARE

### 2001-02 Results

53-51 W vs. Coppin  
54-73 L vs. UMBC  
40-91 L at Georgetown  
46-83 L at LSU  
60-58 W RIDER  
68-91 L at Virginia Commonwealth  
67-62 W MORGAN STATE  
78-93 L at Maryland Eastern Shore  
57-77 L HOWARD  
67-77 L at UMBC  
37-76 L at UNC-Wilmington  
64-57 W DELAWARE STATE  
42-71 L at George Mason  
68-62 W DREXEL  
53-66 L OLD DOMINION  
52-64 L GEORGE MASON  
59-53 W at Delaware  
75-86 L at James Madison  
46-56 L UNC-WILMINGTON  
60-62 L HOFSTRA  
45-62 L at William & Mary  
67-55 W at Old Dominion  
61-58 W WILLIAM & MARY  
61-57 W DELAWARE  
49-62 L VIRGINIA COMMONWEALTH  
71-83 L JAMES MADISON  
81-65 W at Drexel  
61-60 W at Hofstra  
52-72 L vs. Hofstra (CAA Tournament)



# FLORIDA STATE

• Saturday, Jan. 4, 2003, Blacksburg, Va.

## General Information

LOCATION: Tallahassee, Fla. 32316  
ENROLLMENT: 35,462  
PRESIDENT: Talbot "Sandy" D'Alemberte  
ATHLETICS DIRECTOR: Dave Hart, Jr.  
SYMBOL: Seminoles  
COLORS: Garnet and Gold  
HOME COURT (CAPACITY): Tallahassee Leon County Civic Center (12,200)  
CONFERENCE: ACC



Leonard Hamilton

## Coaches/Team

HEAD COACH: Leonard Hamilton (Tennessee-Martin/1971)  
RECORD AT SCHOOL: first year  
OVERALL RECORD: 200-210 (14 years)  
ASSISTANTS: Stan Jones (Memphis/1984), Mike Jaskulski (St. Norbert/1976), Tony Sheals (Bethune-Cookman/1976)  
BASKETBALL OFFICE PHONE: 850-644-1461  
BEST TIME TO REACH COACH: Contact SID  
2001-02 RECORD [overall, conference (finish)]: 12-17/4-12 (Tied 7th)  
LETTERWINNERS RETURNING/LOST: 6/6  
STARTERS RETURNING/LOST: 1/4  
TOP RETURNING LETTERWINNERS: Michael Joiner (F, Jr.), Anthony Richardson (F, So.), Adam Waleskowski (F, So.),  
TOP NEWCOMERS: Benson Calier (G/F, Fr.), Todd Galloway (G, Fr.), Nate Johnson (G, Jr.), Tim Pickett (G, Jr.)



Michael Joiner

## Media Information


SPORTS INFORMATION BASKETBALL CONTACT: Chuck Walsh  
OFFICE PHONE: 850-644-1077  
E-MAIL: cwalsh@mailers.fsu.edu  
FAX PHONE: 850-644-3820  
HOME PHONE: 850-385-8466  
PRESS ROW PHONE: 850-224-4098  
WEB SITE: seminole.com

### 2002-03 Schedule

Nov. 24 SAVANNAH STATE  
Nov. 27 MERCER  
Dec. 2 IOWA  
Dec. 6 FLORIDA  
Dec. 8 MIAMI  
Dec. 15 BIRMINGHAM SOUTHERN  
Dec. 18 STETSON  
Dec. 22 NORTH CAROLINA  
28-30 Arizona Tournament  
Jan. 4 at Virginia Tech  
Jan. 6 TEXAS A&M CC  
Jan. 11 at Maryland  
Jan. 14 at Georgia Tech  
Jan. 18 NC STATE  
Jan. 21 CLEMSON  
Jan. 26 at Wake Forest  
Jan. 29 at Virginia  
Feb. 2 DUKE  
Feb. 8 at North Carolina  
Feb. 12 MARYLAND  
Feb. 15 GEORGIA TECH  
Feb. 18 at NC State  
Feb. 22 at Clemson  
Feb. 26 WAKE FOREST  
Mar. 1 VIRGINIA  
Mar. 6 at Duke

### 2001-02 Results

47-68 L at Florida  
93-41 W SAVANNAH STATE  
89-59 W ELON  
50-57 L at Northwestern  
78-62 W BIRMINGHAM-SOUTHERN  
69-79 L WESTERN CAROLINA  
72-93 L at Wake Forest  
76-63 W CLEVELAND STATE  
72-77 L American  
78-49 W VIRGINIA TECH  
93-47 W CAMPBELL  
78-74 W at South Florida  
77-76 W DUKE  
62-77 L at NC State  
81-71 W NORTH CAROLINA  
71-94 L at Virginia  
68-63 W CLEMSON  
63-84 L at Maryland  
46-77 L at Georgia Tech  
80-89 L WAKE FOREST  
49-80 L at Duke  
67-76 L NC STATE  
85-95 L at North Carolina  
66-59 W VIRGINIA  
78-87 L at Clemson  
63-96 L MARYLAND  
78-86 L GEORGIA TECH  
91-84 W vs. Clemson (ACC)  
59-85 L vs. Maryland (ACC)



# VILLANOVA

Wednesday, Jan. 8, 2003, Villanova, Pa.  
Saturday, Mar. 1, 2003, Blacksburg, Va.

## General Information


LOCATION: Villanova, Pa. 19085  
ENROLLMENT: 6,295  
PRESIDENT: Rev. Edmund J. Dobbin, O.S.A.  
ATHLETICS DIRECTOR: Vince Nicastro  
NICKNAME: Wildcats  
COLORS: Blue and White  
HOME COURT (CAPACITY): Pavilion (6,500), First Union Center (21,000)  
CONFERENCE: The BIG EAST (East)



Jay Wright

## Coaches/Team

HEAD COACH: Jay Wright (Bucknell/1983)  
RECORD AT SCHOOL: 19-13 (1 year)  
OVERALL RECORD: 141-98 (8 years)  
ASSISTANTS: Joe Jones (SUNY Oswego/1987), Brett Gunning (UNLV/1994), Fred Hill (Montclair St./1981)  
BASKETBALL OFFICE PHONE: 610-519-4140  
BEST TIME TO REACH COACH: Contact SID  
2001-02 RECORD [overall, conference (finish)]: 19-13/7-9 (5th East)  
LETTERWINNERS RETURNING/LOST: 9/2  
STARTERS RETURNING/LOST: 4/1  
TOP RETURNING LETTERWINNERS: Gary Buchanan (G, Sr.), Ricky Wright (F, Sr.), Derrick Snowden (G, Jr.)  
TOP NEWCOMERS: Randy Foye (G, Fr.), Jason Fraser (F, Fr.), Allan Ray (G, Fr.), Curtis Sumpter (F, Fr.)



Gary Buchanan

## Media Information

SPORTS INFORMATION BASKETBALL CONTACT: Mike Sheridan  
OFFICE PHONE: 610-519-4120  
E-MAIL: michael.sheridan@villanova.edu  
FAX PHONE: 610-519-7323  
HOME PHONE: 610-924-9042  
PRESS ROW PHONE: 610-519-7290  
WEB SITE: villanova.com

### 2001-02 Results

### 2002-03 Schedule

Nov. 15 vs. Marquette (MSG)  
Nov. 22 DREXEL  
28-30 Great Alaska Shootout  
Dec. 7 vs. La Salle (Palestra)  
Dec. 10 vs. Pennsylvania (1st UC)  
Dec. 13 UMBC  
Dec. 22 at Dayton  
Dec. 27 BINGHAMTON  
Dec. 31 TEMPLE  
Jan. 5 at Memphis  
Jan. 8 VIRGINIA TECH  
Jan. 11 PROVIDENCE  
Jan. 15 at St. John's (MSG)  
Jan. 18 at Rutgers  
Jan. 22 BOSTON COLLEGE  
Jan. 25 at Connecticut (HCC)  
Feb. 1 WEST VIRGINIA  
Feb. 3 vs. St. Joseph's (Palestra)  
Feb. 8 at Miami  
Feb. 11 ST. JOHN'S (1st UC)  
Feb. 15 CONNECTICUT (1st UC)  
Feb. 17 at Seton Hall  
Feb. 22 at Providence  
Feb. 25 MIAMI  
Mar. 1 at Virginia Tech  
Mar. 3 at Boston College  
Mar. 9 PITTSBURGH (1st UC)  
62-68 W GRAMBLING STATE  
59-57 W DAYTON  
58-61 L LA SALLE  
69-45 W BUCKNELL  
74-75 L at Pennsylvania (OT)  
70-66 W vs. Temple  
76-54 W STONY BROOK  
104-91 W VMI  
67-44 W DELAWARE STATE  
76-57 W PROVIDENCE  
74-72 W at Notre Dame  
81-88 L BOSTON COLLEGE  
65-70 L CONNECTICUT  
77-75 W at Virginia Tech  
63-65 L at St. John's  
58-76 L at Miami  
102-73 W ST. JOSEPH'S  
84-77 W VIRGINIA TECH  
59-71 L at Pittsburgh  
56-65 L MIAMI  
58-57 W UCLA  
40-46 L at Connecticut  
83-72 W GEORGETOWN  
64-72 L at Providence  
67-69 L at Boston College  
67-61 W SYRACUSE  
77-62 W ST. JOHN'S  
78-64 W vs. Syracuse (Big East Tourn.)  
70-72 L vs. Connecticut (Big East Tourn.)  
84-69 W MANHATTAN (Postseason NIT)  
67-64 W LOUISIANA TECH (Postseason NIT)  
57-63 L at Temple (Postseason NIT)





# CONNECTICUT

Tuesday, Jan. 14, 2003, Hartford, Conn.  
 Wednesday, Feb. 5, 2003, Blacksburg, Va.

## General Information


LOCATION: Storrs, Conn. 06269  
 ENROLLMENT: 23,419  
 PRESIDENT: Dr. Philip E. Austin  
 ATHLETICS DIRECTOR: Lew Perkins  
 NICKNAME: Huskies, UConn  
 COLORS: National Flag Blue and White  
 HOME COURT (CAPACITY): Gampel Pavilion (10,027),  
 Hartford Civic Center (16,294)  
 CONFERENCE: The BIG EAST



Jim Calhoun

## Coaches/Team

HEAD COACH: Jim Calhoun (American International/  
 1968)  
 RECORD AT SCHOOL: 376-149 (16 years)  
 OVERALL RECORD: 624-286 (30 years)  
 ASSISTANTS: George Blaney (Holy Cross/1961), Tom  
 Moore (Boston U./1987), Clyde Vaughn (Pittsburgh/  
 1984)  
 BASKETBALL OFFICE PHONE: 860-486-2720  
 BEST TIME TO REACH COACH: Contact SID  
 2001-02 RECORD [overall, conference (finish)]: 27-7/13-3  
 (1st East)  
 LETTERWINNERS RETURNING/LOST: 10/3  
 STARTERS RETURNING/LOST: 3/2  
 TOP RETURNING LETTERWINNERS: Taliek Brown (G, Jr.), Emeka Okafor  
 (C, So.), Tony Robertson (G, Sr.)  
 TOP NEWCOMERS: Rashad Anderson (G/F, Fr.), Denham Brown (F, Fr.),  
 Hilton Armstrong (F/C, Fr.), Marcus White (F, Fr.)



Emeka Okafor

## Media Information

SPORTS INFORMATION BASKETBALL CONTACT: Kyle Muncy  
 E-MAIL: kyle.muncy@uconn.edu  
 OFFICE PHONE: 860-486-3531  
 FAX PHONE: 860-486-5085  
 HOME PHONE: 860-267-7792  
 PRESS ROW: 860-486-1888  
 WEB SITE: uconnhuskies.com

## 2002-03 Schedule

Nov. 23 QUINNIPIAC  
 Nov. 25 GEORGE WASHINGTON (HCC)  
 Dec. 1 at Vanderbilt  
 Dec. 3 SACRED HEART  
 Dec. 7 WAGNER  
 Dec. 10 MASSACHUSETTS (HCC)  
 Dec. 21 UNC-ASHEVILLE (HCC)  
 Dec. 28 CENTRAL CONN. ST. (HCC)  
 Jan. 2 ST. BONAVENTURE (HCC)  
 Jan. 7 at Oklahoma  
 Jan. 11 MIAMI  
 Jan. 14 VIRGINIA TECH (HCC)  
 Jan. 18 at North Carolina  
 Jan. 20 at Miami  
 Jan. 25 VILLANOVA (HCC)  
 Jan. 27 at St. John's (MSG)  
 Feb. 1 BOSTON COLLEGE  
 Feb. 5 at Virginia Tech  
 Feb. 8 at Providence  
 Feb. 10 SYRACUSE (HCC)  
 Feb. 15 at Villanova (FUC)  
 Feb. 19 RUTGERS (HCC)  
 Feb. 22 ST. JOHN'S  
 Feb. 24 at Notre Dame  
 Mar. 2 at Pittsburgh  
 Mar. 5 PROVIDENCE  
 Mar. 8 at Boston College

## 2001-02 Results

84-71 W VANDERBILT  
 110-58 W NEW HAMPSHIRE  
 84-76 W vs. George Washington  
 77-65 W vs. Maryland  
 80-44 W NORTHEASTERN  
 69-59 W at Massachusetts  
 95-79 W QUINNIPIAC  
 70-88 L ST. BONAVENTURE  
 86-74 W at Virginia Tech  
 76-75 W MIAMI  
 67-69 L OKLAHOMA  
 95-60 W VIRGINIA TECH  
 70-65 W at Villanova  
 69-62 W at Providence  
 86-54 W NORTH CAROLINA  
 75-70 W ST. JOHN'S  
 100-98 W at Arizona (OT)  
 53-61 L at Rutgers  
 66-68 L at Miami  
 67-56 W PROVIDENCE  
 83-85 L at St. John's (OT)  
 46-40 W VILLANOVA  
 79-77 W BOSTON COLLEGE (OT)  
 75-74 W at Georgetown  
 95-73 W WEST VIRGINIA  
 75-61 W at Boston College  
 90-78 W SETON HALL  
 72-70 W vs. Villanova (Big East Tourn.)  
 82-77 W vs. Notre Dame (Big East Tourn.)  
 74-65 W vs. Pittsburgh (OT) (Big East Tourn.)  
 78-67 W vs. Hampton (NCAA Tourn.)  
 77-74 W vs. N.C. State (NCAA Tourn.)  
 71-59 W vs. Southern Ill. (NCAA Tourn.)  
 82-90 L vs. Maryland (NCAA Tourn.)



# PROVIDENCE

Saturday, Jan. 18, 2003, Blacksburg, Va.  
 Saturday, Feb. 1, 2003, Providence, R.I.

## General Information


LOCATION: Providence, R.I. 02918  
 ENROLLMENT: 3,700  
 PRESIDENT: Rev. Philip A. Smith, O.P.  
 ATHLETIC DIRECTOR: Robert Driscoll  
 NICKNAME: Friars  
 COLORS: Black, White and Silver  
 HOME COURT (CAPACITY): Dunkin Donuts Center  
 (12,993)  
 CONFERENCE: The BIG EAST (East)



Tim Welsh

## Coaches/Team

HEAD COACH: Tim Welsh (Potsdam State/1984)  
 RECORD AT SCHOOL: 63-59 (4 years)  
 OVERALL RECORD: 133-81 (7 years)  
 ASSISTANTS: Steve DeMeo, Phil Seymore, Bob Walsh  
 BASKETBALL OFFICE PHONE: 401-865-2266  
 BEST TIME TO REACH COACH: Contact SID  
 2001-02 RECORD [overall, conference (finish)]:  
 15-16/6-10 (6th East)  
 LETTERWINNERS RETURNING/LOST: 12/3  
 STARTERS RETURNING/LOST: 4/1  
 TOP RETURNING LETTERWINNERS: Romuald Augustin (F, Jr.), Abdul  
 Mills (G, Sr.), Ryan Gomes (F, So.),  
 TOP NEWCOMERS: Donnie McGrath (G, Fr.), Herbert Hill (F, Fr.)



Abdul Mills

## Media Information

SPORTS INFORMATION BASKETBALL CONTACT: Arthur Parks  
 OFFICE PHONE: 401-865-2759  
 E-MAIL: aparks@providence.edu  
 FAX PHONE: 401-865-2583  
 HOME PHONE: 401-453-3922  
 PRESS ROW PHONE: 401-751-9737  
 WEB SITE: friars.com

## 2002-03 Schedule

Nov. 23 BROWN  
 Nov. 26 at South Florida  
 Nov. 30 OHIO  
 Dec. 4 VERMONT  
 Dec. 7 RHODE ISLAND  
 Dec. 19 RICHMOND  
 Dec. 21 at Alabama  
 Dec. 28 NORTHEASTERN  
 Dec. 30 PENNSYLVANIA  
 Jan. 2 at Boston College  
 Jan. 4 at Siena  
 Jan. 8 ST. JOHN'S  
 Jan. 11 at Villanova  
 Jan. 15 LA.-LAFAYETTE  
 Jan. 18 at Virginia Tech  
 Jan. 21 NOTRE DAME  
 Jan. 29 at Miami  
 Feb. 1 VIRGINIA TECH  
 Feb. 4 at Pittsburgh  
 Feb. 8 CONNECTICUT  
 Feb. 12 BOSTON COLLEGE  
 Feb. 15 at St. John's  
 Feb. 17 MIAMI  
 Feb. 22 VILLANOVA  
 Feb. 25 at Georgetown  
 Mar. 5 at Connecticut  
 Mar. 8 SETON HALL

## 2001-02 Results

79-54 W SIENA COLLEGE  
 65-83 L vs. Oklahoma State  
 93-84 W vs. Austin Peay  
 69-60 W vs. UTEP  
 68-54 W COLUMBIA  
 60-67 L BROWN  
 71-59 W at Rhode Island  
 48-67 L at South Carolina  
 77-83 L GEORGE WASHINGTON  
 85-76 W SACRED HEART  
 68-62 W BOSTON UNIVERSITY  
 91-47 W MORGAN STATE  
 94-63 W CENTRAL CONNECTICUT STATE  
 57-76 L at Villanova  
 66-73 L SYRACUSE  
 48-68 L at Texas  
 78-57 W ST. JOHN'S  
 62-69 L CONNECTICUT  
 96-102 L at Miami (OT)  
 70-55 W RUTGERS  
 75-70 W at St. John's (OT)  
 81-89 L at West Virginia  
 64-61 W BOSTON COLLEGE  
 56-67 L at Connecticut  
 77-69 W VIRGINIA TECH  
 79-89 L at Boston College  
 72-64 W VILLANOVA  
 64-69 L at Virginia Tech  
 65-81 L MIAMI  
 68-76 L at Notre Dame  
 67-68 L vs. Georgetown



# VIRGINIA

Tuesday, Jan. 21, 2003, Blacksburg, Va.

## General Information

LOCATION: Charlottesville, Va. 22904-4853  
ENROLLMENT: 18,848  
PRESIDENT: John T. Casteen III  
ATHLETIC DIRECTOR: Craig Littlepage  
NICKNAMES: Cavaliers, Wahoos, 'Hoos  
COLORS: Orange & Blue  
HOME COURT (CAPACITY): University Hall (8,392)  
CONFERENCE: Atlantic Coast Conference



Pete Gillen

## Coaches/Team

HEAD COACH: Pete Gillen (Fairfield/1968)  
RECORD AT SCHOOL: 70-49 (4 years)  
OVERALL RECORD: 344-177 (17 years)  
ASSISTANTS: Walt Fuller (Drexel/1987), Rod Jensen (Redlands/1975), Alexis Sherard (St. Michael's/1993)  
BASKETBALL OFFICE PHONE: 434-982-5400  
BEST TIME TO REACH COACH: Contact SID  
2001-02 RECORD [overall, conference (finish)]: 17-12/7-9 (Tied 5th)  
LETTERWINNERS RETURNING/LOST: 7/6  
STARTERS RETURNING/LOST: 1/4  
TOP RETURNING LETTERWINNERS: Travis Watson (C/F, Sr.), Elton Brown (F, So.), Keith Jenifer (G, So.)  
TOP NEWCOMERS: Todd Billet (G, Jr.), Derrick Byars (F, Fr.), Devin Smith (G/F, So.), Nick Vander Laan (C, Jr.)



Travis Watson

## Media Information

SPORTS INFORMATION BASKETBALL CONTACT: Rich Murray  
E-MAIL: rjm4e@virginia.edu  
OFFICE PHONE: 434-982-5500  
FAX PHONE: 434-982-5525  
HOME PHONE: 434-978-2966  
PRESS ROW PHONE: 434-296-5910  
WEB SITE: virginiasports.com

### 2002-03 Schedule

Nov. 22 LONG ISLAND  
Nov. 25-27 at Maui Invitational  
Dec. 4 at Michigan State  
Dec. 17 EAST TENNESSEE STATE  
Dec. 19 GARDNER-WEBB  
Dec. 21 at Rutgers  
Dec. 28 GEORGETOWN  
Dec. 30 LIBERTY  
Jan. 2 WOFFORD  
Jan. 5 at NC State  
Jan. 11 NORTH CAROLINA  
Jan. 15 at Duke  
Jan. 18 at Clemson  
Jan. 21 at Virginia Tech  
Jan. 23 WAKE FOREST  
Jan. 29 FLORIDA STATE  
Feb. 1 at Georgia Tech  
Feb. 6 at Maryland  
Feb. 9 NC STATE  
Feb. 12 at North Carolina  
Feb. 15 DUKE  
Feb. 18 CLEMSON  
Feb. 23 at Wake Forest  
Feb. 26 at Ohio  
Mar. 1 at Florida State  
Mar. 5 GEORGIA TECH  
Mar. 9 MARYLAND

### 2001-02 Results

105-74 W WAGNER  
85-62 W EAST TENNESSEE STATE  
115-66 W HOWARD  
69-61 W VIRGINIA TECH  
77-72 W vs. Auburn  
74-54 W CHARLESTON SOUTHERN  
61-55 W at Georgetown  
76-68 W RUTGERS  
112-67 W GRAMBLING STATE  
74-81 L NORTH CAROLINA STATE  
52-68 L at Clemson  
71-67 W at North Carolina  
86-74 W WAKE FOREST  
91-74 W FLORIDA STATE  
69-65 W at Georgia Tech  
93-59 W VMI  
81-94 L at Duke  
87-91 L MARYLAND  
77-81 L at Missouri  
68-85 L at North Carolina State  
85-71 W CLEMSON  
73-63 W NORTH CAROLINA  
70-92 L at Wake Forest  
59-66 L at Florida State  
80-82 L GEORGIA TECH  
87-84 W DUKE  
92-112 L at Maryland  
72-92 L vs. N.C. State (ACC Tournament)  
67-74 L SOUTH CAROLINA (Postseason NIT)



# ST. JOHN'S

Saturday, Jan. 25, 2003, Blacksburg, Va.  
Saturday, Feb. 8, 2003, Jamaica, N.Y.

## General Information

LOCATION: Jamaica, N.Y. 11439  
ENROLLMENT: 18,600  
PRESIDENT: Rev. Donald Harrington, C.M.  
ATHLETICS DIRECTOR: David Wegrzyn  
NICKNAME: Red Storm  
COLORS: Red and White  
HOME COURT (CAPACITY): Alumni Hall (6,008), Madison Square Garden (19,876)  
CONFERENCE: The BIG EAST (East)



Mike Jarvis

## Coaches/Team

HEAD COACH: Mike Jarvis (Northeastern/1968)  
RECORD AT SCHOOL: 87-44 (4 years)  
OVERALL RECORD: 340-185 (17 years)  
ASSISTANTS: Mike Jarvis II (Northeastern/1992), Kevin Clark (Clark/1981), Dermon Player (St. John's/2001)  
BASKETBALL OFFICE PHONE: 718-990-6225  
BEST TIME TO REACH COACH: Contact SID  
2001-02 RECORD [overall, conference (finish)]: 20-12/9-7 (3rd East)  
LETTERWINNERS RETURNING/LOST: 11/3  
STARTERS RETURNING/LOST: 4/1  
TOP RETURNING LETTERWINNERS: Anthony Glover (F, Sr.), Willie Shaw (G, Jr.), Marcus Hatten (G, Sr.)  
TOP NEWCOMERS: Elijah Ingram (G, Fr.), Grady Reynolds (F, Jr.), Tim Doyle (G/F, Fr.)



Marcus Hatten

## Media Information

SPORTS INFORMATION BASKETBALL CONTACTS: Dominic Scianna and Mike "Mex" Carey  
OFFICE PHONE: 718-990-6367  
E-MAIL: sciannad@stjohns.edu; careym@stjohns.edu  
FAX PHONE: 718-969-8468  
HOME PHONE: 718-224-1174 (Scianna)  
PRESS ROW PHONES:  
718-990-5713 (Alumni Hall)  
212-465-6536 (MSG)  
WEB SITE: redstormsports.com

### 2002-03 Schedule

Nov. 26 STONY BROOK  
Nov. 30 at Fairfield  
Dec. 7 at Fordham (MSG)  
Dec. 11 ST. FRANCIS (NY)  
Dec. 14 HOFSTRA (MSG)  
Dec. 21 at Wake Forest  
Dec. 27-28 ECAC Holiday Classic (MSG)  
Jan. 2 NIAGARA  
Jan. 4 SETON HALL (MSG)  
Jan. 8 at Providence  
Jan. 11 at UCLA  
Jan. 15 VILLANOVA (MSG)  
Jan. 18 at Georgetown  
Jan. 25 at Virginia Tech  
Jan. 27 CONNECTICUT (MSG)  
Feb. 2 MIAMI (MSG)  
Feb. 5 at Boston College  
Feb. 8 VIRGINIA TECH  
Feb. 11 at Villanova (1st UC)  
Feb. 15 PROVIDENCE  
Feb. 18 at Syracuse  
Feb. 22 at Connecticut  
Feb. 26 BOSTON COLLEGE (MSG)  
Mar. 2 DUKE (MSG)  
Mar. 6 RUTGERS (MSG)  
Mar. 8 at Miami

### 2001-02 Results

72-55 W STONY BROOK  
58-65 L vs. Gonzaga  
66-63 W vs. Oregon State  
69-55 W vs. Tennessee  
76-67 W FORDHAM  
68-85 L at Manhattan  
60-52 W at Niagara  
89-75 W HOFSTRA  
89-82 W SFNY  
72-60 W WAKE FOREST  
97-60 W QUINNIPIAC  
54-77 L at Pittsburgh  
72-53 W WEST VIRGINIA  
71-60 W MIAMI  
57-78 L at Providence  
64-57 W at Boston College  
65-63 W VILLANOVA  
70-75 L at Connecticut  
70-75 L PROVIDENCE (OT)  
61-63 L at Seton Hall (OT)  
72-63 W at Virginia Tech  
96-56 W FFD  
85-83 W CONNECTICUT (OT)  
56-79 L at Miami  
73-63 W VIRGINIA TECH  
71-62 W BOSTON COLLEGE  
55-97 L at Duke  
84-81 W NOTRE DAME  
62-77 L at Villanova  
64-58 W vs. Seton Hall (BIG EAST)  
63-83 L vs. Notre Dame  
70-80 L vs. Wisconsin (NCAA)



# BOSTON COLLEGE

Wednesday, Jan. 29, 2003, Blacksburg, Va.  
Wednesday, Feb. 19, 2003, Chestnut Hill, Mass.

## General Information

LOCATION: Chestnut Hill, Mass. 02467  
ENROLLMENT: 14,500  
PRESIDENT: Rev. William P. Leahy, S.J.  
ATHLETICS DIRECTOR: Gene DeFilippo  
NICKNAME: Eagles  
COLORS: Maroon and Gold  
HOME COURT (CAPACITY): Conte Forum (8,606)  
CONFERENCE: The BIG EAST (East)



Al Skinner

## Coaches/Team

HEAD COACH: Al Skinner (Massachusetts/1974)  
RECORD AT SCHOOL: 79-73 (5 years)  
OVERALL RECORD: 217-199 (14 years)  
ASSOCIATE HEAD COACH: Bill Coen (Hamilton/1983)  
ASSISTANTS: Ed Cooley (Stonehill/1994), Pat Duquette (Williams/1993)  
BASKETBALL OFFICE PHONE: 617-552-3006  
BEST TIME TO REACH COACH: Contact SID  
2001-02 RECORD [overall, conference (finish)]:  
20-12/8-8 (4th East)  
LETTERWINNERS RETURNING/LOST: 6/2  
STARTERS RETURNING/LOST: 4/1  
TOP RETURNING LETTERWINNERS: Troy Bell (G, Sr.), Uka Agbai (F, Sr.), Ryan Sidney (G, Jr.),  
TOP NEWCOMERS: Louis Hinnant (G, Fr.), Johnnie Jackson (F, Fr.), Craig Smith (F, Fr.)



Troy Bell

## Media Information

SPORTS INFORMATION BASKETBALL CONTACT: Dick Kelley  
OFFICE PHONE: 617-552-3004  
E-MAIL: kellejri@bc.edu  
FAX PHONE: 617-552-4903  
HOME PHONE: 617-244-7087  
PRESS ROW PHONE: 617-552-8989  
WEB SITE: bceagles.com

## 2002-03 Schedule

Nov. 23 ST. JOSEPH'S  
Nov. 26 BOSTON UNIVERSITY  
Dec. 1 vs. Holy Cross (Centrum)  
Dec. 4 ST. BONAVENTURE  
Dec. 7 at Massachusetts  
Dec. 10 at Iowa State  
Dec. 15 STONY BROOK  
Dec. 22 HARVARD  
Dec. 28 vs. Kent State (Cleveland)  
Jan. 2 PROVIDENCE  
Jan. 5 NORTHEASTERN  
Jan. 11 at Syracuse  
Jan. 16 at NC State  
Jan. 19 WEST VIRGINIA  
Jan. 22 at Villanova  
Jan. 25 NOTRE DAME  
Jan. 29 at Virginia Tech  
Feb. 1 at Connecticut  
Feb. 5 ST. JOHN'S  
Feb. 8 at Rutgers  
Feb. 12 at Providence  
Feb. 15 MIAMI  
Feb. 19 VIRGINIA TECH  
Feb. 26 at St. John's (MSG)  
Mar. 1 at Miami  
Mar. 3 VILLANOVA  
Mar. 8 CONNECTICUT

## 2001-02 Results

82-65 W BOSTON UNIVERSITY  
80-77 W NEW HAMPSHIRE  
88-65 W PENN STATE  
96-82 W vs. St. Bonaventure  
83-74 W at Michigan  
90-65 W MORRIS BROWN  
80-78 W MASSACHUSETTS  
86-81 W IOWA STATE  
75-51 W HOLY CROSS  
67-73 L vs. Miami (Ohio)  
76-70 W vs. Arkansas State  
67-57 W vs. Holy Cross  
81-66 W at Seton Hall  
74-77 L PITTSBURGH  
88-81 W at Villanova (OT)  
43-70 L GEORGETOWN  
57-64 L ST. JOHN'S  
77-68 W VIRGINIA TECH  
78-88 L DUKE  
70-65 W at Miami  
61-64 L at Providence  
73-76 L at Virginia Tech  
76-63 W MIAMI  
89-79 W PROVIDENCE  
77-79 L at Connecticut (OT)  
62-71 L at St. John's  
69-67 W VILLANOVA  
61-75 L CONNECTICUT  
60-55 W vs. Rutgers (BIG EAST)  
62-76 L vs. Pittsburgh (BIG EAST)  
57-70 L vs. Texas (NCAA)




# MIAMI

Tuesday, Feb. 11, 2003, Miami, Fla.  
Wednesday, Mar. 5, 2003, Blacksburg, Va.

## General Information


LOCATION: Coral Gables, Fla. 33146  
ENROLLMENT: 13,963  
PRESIDENT: Dr. Donna E. Shalala  
ATHLETICS DIRECTOR: Paul Dee  
NICKNAME: Hurricanes  
COLORS: Orange, Green and White  
HOME COURT (CAPACITY): Miami Arena (15,388),  
Convocation Center (7,000)  
CONFERENCE: The BIG EAST (East)



Perry Clark

## Coaches/Team

HEAD COACH: Perry Clark (Gettysburg/1974)  
RECORD AT SCHOOL: 40-21 (2 seasons)  
OVERALL RECORD: 225-166 (13 seasons)  
ASSISTANTS: Anthony Anderson (McNeese St./1995),  
Greg Gary (Tulane/1992), Brock Kantrow (LSU-Shreveport/1992)  
BASKETBALL OFFICE PHONE: 305-284-2680  
BEST TIME TO REACH COACH: Contact SID  
2001-02 RECORD [overall, conference (finish)]:  
24-8/10-6 (2nd East)  
LETTERWINNERS RETURNING/LOST: 9/5  
STARTERS RETURNING/LOST: 2/3  
TOP RETURNING LETTERWINNERS: Darius Rice (F, Jr.), James Jones (F, Sr.)  
TOP NEWCOMERS: Ismael N'Diaye (F, Fr.), Eric Wilkins (G, Fr.), Robert Hite (G, Fr.), Armondo Surratt (G, Fr.), Gary Hamilton (F, Fr.)



Darius Rice

## Media Information

SPORTS INFORMATION BASKETBALL CONTACT: Samuel Henderson  
OFFICE PHONE: 305-284-3244  
E-MAIL: shenderson@miami.edu  
FAX PHONE: 305-284-2807  
HOME PHONE: 305-412-8364  
PRESS ROW PHONE: TBA  
WEB SITE: hurricanesports.com

## 2002-03 Schedule

Nov. 23 NEW HAMPSHIRE  
Nov. 26 TEXAS A&M  
Nov. 30 SAVANNAH STATE  
Dec. 3 at Florida Atlantic  
Dec. 8 at Florida State  
Dec. 15 at Charlotte  
Dec. 18 ARKANSAS-PINE BLUFF  
Dec. 21 vs. Florida (AA Arena)  
Dec. 27 at Central Florida  
Dec. 30 LEHIGH  
Jan. 4 NORTH CAROLINA  
Jan. 7 at West Virginia  
Jan. 11 at Connecticut  
Jan. 18 at Seton Hall  
Jan. 20 CONNECTICUT  
Jan. 26 SYRACUSE  
Jan. 29 PROVIDENCE  
Feb. 2 at St. John's  
Feb. 8 VILLANOVA  
Feb. 11 VIRGINIA TECH  
Feb. 15 at Boston College  
Feb. 17 at Providence  
Feb. 22 GEORGETOWN  
Feb. 25 at Villanova  
Mar. 1 BOSTON COLLEGE  
Mar. 5 at Virginia Tech  
Mar. 8 ST. JOHN'S

## 2001-02 Results

93-56 W vs. Eastern Michigan  
81-79 W vs. UAB  
67-65 W vs. Clemson  
79-69 W LAFAYETTE  
74-48 W FLORIDA ATLANTIC  
87-71 W HOWARD  
77-59 W FLORIDA INTERNATIONAL  
64-55 W at Texas A&M  
58-53 W INDIANA  
90-62 W FLORIDA A&M  
64-56 W CHARLOTTE  
68-61 W vs. LSU  
71-48 W ST. FRANCIS (PA)  
79-71 W at Georgetown  
75-76 L at Connecticut  
60-71 L at St. John's  
77-68 W at Virginia Tech  
76-69 W PITTSBURGH (OT)  
102-96 W PROVIDENCE (OT)  
76-58 W VILLANOVA  
65-70 L BOSTON COLLEGE  
68-66 W CONNECTICUT  
65-56 W at Villanova  
63-76 L at Boston College  
79-56 W ST. JOHN'S  
61-64 L at Rutgers  
77-90 L NOTRE DAME  
81-65 W at Providence  
83-77 W VIRGINIA TECH  
84-76 W vs. Georgetown (OT) (Big East Tourn.)  
71-76 L vs. Pittsburgh (Big East Tourn.)  
80-93 L vs. Missouri (NCAA Tournament)

# **GEORGETOWN**

**Saturday, Feb. 15, 2003,  
Blacksburg, Va.**

## General Information

LOCATION: Washington, D.C. 20057  
ENROLLMENT: 12,498  
PRESIDENT: John J. DeGoioia, Ph. D.  
ATHLETICS DIRECTOR: Joseph C. Lang  
NICKNAME: Hoyas  
COLORS: Blue and Gray  
HOME COURT (CAPACITY): MCI Center (20,600)  
CONFERENCE: The BIG EAST (West)



**Craig Esherick**

## Coaches/Team

HEAD COACH: Craig Esherick (Georgetown/1978)  
RECORD AT SCHOOL: 71-44 (4 years)  
OVERALL RECORD: 71-44 (4 years)  
ASSISTANTS: Mike Riley (Georgetown/1978), Ronny Thompson (Georgetown/1992), Chip Simms (Georgetown/1992)  
BASKETBALL OFFICE PHONE: 202-687-2374  
BEST TIME TO REACH COACH: Contact SID  
2001-02 RECORD [overall, conference (finish)]: 19-11, 9-7 (3rd West)  
LETTERWINNERS RETURNING/LOST: 10/2  
STARTERS RETURNING/LOST: 4/1  
TOP RETURNING LETTERWINNERS: Mike Sweetney (F, Jr.), Wesley Wilson (C, Sr.), Gerald Riley (G, Jr.), Tony Bethel (G, So.)  
TOP NEWCOMERS: Brandan Bowman (F, Fr.), Ashanti Cook (G, Fr.), Amadou Kilkeny-Diaw (F, Fr.)



**Michael Sweetney**

## Media Information

SPORTS INFORMATION BASKETBALL CONTACT: Bill Shapland  
OFFICE PHONE: 202-687-2492  
E-MAIL: shaplanw@georgetown.edu  
FAX PHONE: 202-687-2491  
HOME PHONE: 703-521-5535  
PRESS ROW PHONE: 202-628-3200  
WEB SITE: guhoyas.com

## 2001-02 Results

Date	Opponent	Score	Result	Location
Nov. 22	GRAMBLING	108-47	W	MARYMOUNT
Nov. 25	JAMES MADISON	59-73	L	vs. Georgia
Nov. 30	TOWSON	76-51	W	COASTAL CAROLINA
Dec. 2	COASTAL CAROLINA	91-40	W	TOWSON
Dec. 5	SOUTH CAROLINA	103-69	W	GRAMBLING
Dec. 16	NORFOLK STATE	91-61	W	BETHUNE-COOKMAN
Dec. 20	HOWARD	70-68	W	at South Carolina
Dec. 28	at Virginia	91-65	W	MORGAN STATE
Dec. 31	VMI	87-68	W	NORFOLK STATE
Jan. 8	at Duke	99-80	W	HOWARD
Jan. 12	WEST VIRGINIA	55-61	L	VIRGINIA
Jan. 14	at Seton Hall	91-98	L	at UCLA
Jan. 18	ST. JOHN'S	71-79	L	MIAMI
Jan. 20	RUTGERS	87-89	L	at Rutgers (OT)
Jan. 25	at Pittsburgh	70-43	W	at Boston College
Jan. 29	SETON HALL	84-58	W	SETON HALL
Feb. 1	at Notre Dame	67-68	L	PITTSBURGH
Feb. 3	at Syracuse	83-73	W	at Notre Dame
Feb. 8	UCLA	56-67	L	at Pittsburgh
Feb. 11	at Rutgers	75-60	W	SYRACUSE
Feb. 15	at Virginia Tech	84-77	W	WEST VIRGINIA
Feb. 17	PITTSBURGH	111-116	L	NOTRE DAME (OT)
Feb. 22	at Miami	84-77	W	at Seton Hall
Feb. 25	PROVIDENCE	72-83	L	LOT at Villanova
Mar. 1	SYRACUSE	74-75	L	CONNECTICUT
Mar. 5	at West Virginia	75-69	W	at Syracuse
Mar. 8	NOTRE DAME	87-77	W	at West Virginia
		88-69	W	RUTGERS
		68-67	W	vs. Providence College (Big East Tournament)
		76-84	L	vs. Miami (OT) (Big East Tourn.)

# **NOTRE DAME**

**Saturday, Feb. 22, 2003,  
South Bend, Ind.**

## General Information


LOCATION: South Bend, Ind.  
ENROLLMENT: 10,311  
PRESIDENT: Rev. Edward A. Malloy  
ATHLETICS DIRECTOR: Kevin White  
NICKNAME: Fighting Irish  
COLORS: Gold and Blue  
HOME COURT (CAPACITY): Joyce Center (11,418)  
CONFERENCE: The BIG EAST (West)



**Mike Brey**

## Coaches/Team

HEAD COACH: Mike Brey (George Washington/1982)  
RECORD AT SCHOOL: 42-21 (2 years)  
OVERALL RECORD: 141-73 (7 years)  
ASSISTANTS: Sean Kearney (Scranton/1981), Anthony Solomon (Virginia/1987), Lewis Preston (VMI/1993)  
BASKETBALL OFFICE PHONE: 574-631-6225  
BEST TIME TO REACH COACH: Contact SID  
2001-02 RECORD [overall, conference (finish)]: 22-11, 10-6 (2nd West)  
LETTERWINNERS RETURNING/LOST: 7/5  
STARTERS RETURNING/LOST: 3/2  
TOP RETURNING LETTERWINNERS: Matt Carroll (G, Sr.), Chris Thomas (G., So.), Jere Macura (F, Sr.)  
TOP NEWCOMERS: Rick Cornett (F, Fr.), Torin Francis (F, Fr.), Omari Peterkin (F, Fr.), Chris Quinn (G, Fr.)



**Matt Carroll**

## Media Information

SPORTS INFORMATION BASKETBALL CONTACT: Bernadette Cafarelli  
OFFICE PHONE: 574-631-7516  
E-MAIL: bernadette.m.cafarelli.1@nd.edu  
FAX PHONE: 574-631-7941  
HOME PHONE: 574-273-2390  
PRESS ROW PHONE: 574-631-5309  
WEB SITE: und.com

## 2001-02 Results

Date	Opponent	Score	Result	Location
Nov. 17-18	Guardians Classic (UND)	95-53	W	NEW HAMPSHIRE
Nov. 22	BUCKNELL	78-48	W	CORNELL
25-26	Guardians Classic (KC, Mo.)	98-58	W	at Hawaii-Pacific
Nov. 30	ALBANY	97-84	W	vs. Chattanooga
Dec. 2	MARQUETTE	85-48	W	vs. Monmouth
Dec. 7-8	BB&T Classic (MCI Center)	86-49	W	ARMY
Dec. 14	DEPAUL	82-55	W	vs. DePaul
Dec. 22	CANISIUS	75-76	L	at Indiana
Dec. 30	VANDERBILT	70-69	W	at Miami (OH)
Jan. 4	vs. Valparaiso (United Center)	84-73	W	at Canisius
Jan. 6	at Pittsburgh	76-79	L	vs. Alabama
Jan. 12	SETON HALL	92-61	W	COLGATE
Jan. 14	RUTGERS	72-74	L	VILLANOVA
Jan. 18	at Kentucky	67-64	W	at West Virginia
Jan. 21	at Providence	56-53	W	at Pittsburgh
Jan. 25	at Boston College	51-56	L	at Syracuse
Jan. 29	WEST VIRGINIA	65-72	L	KENTUCKY
Feb. 1	GEORGETOWN	73-83	L	GEORGETOWN
Feb. 5	at Seton Hall	60-51	W	SETON HALL
Feb. 9	PITTSBURGH	89-76	W	PITTSBURGH
Feb. 15	at Syracuse	63-61	W	at Seton Hall
Feb. 18	at West Virginia	89-72	W	RUTGERS
Feb. 22	VIRGINIA TECH	116-111	W	at Georgetown (OT)
Feb. 24	CONNECTICUT	62-65	L	at Rutgers
Mar. 1	at Rutgers	61-85	L	SYRACUSE
Mar. 4	SYRACUSE	89-76	W	WEST VIRGINIA
Mar. 8	at Georgetown	90-77	W	at Miami
		81-84	L	at St. John's
		76-68	W	PROVIDENCE
		83-63	W	vs. St. John's (BIG EAST)
		77-82	L	vs. Connecticut (BIG EAST)
		82-63	W	vs. Charlotte (NCAA)
		77-84	L	vs. Duke (NCAA)



# PITTSBURGH

Wednesday, Feb. 26, 2003,  
Blacksburg, Va.

## General Information


LOCATION: Pittsburgh, Pa.  
ENROLLMENT: 33,554  
PRESIDENT: Mark A. Nordenberg  
ATHLETICS DIRECTOR: Steven C. Pederson  
NICKNAME: Panthers  
COLORS: Blue and Gold  
HOME COURT (CAPACITY): Petersen Events Center  
(12,500)  
CONFERENCE: The BIG EAST (West)



Ben Howland

## Coaches/Team

HEAD COACH: Ben Howland (Weber State/1980)  
RECORD AT SCHOOL: 45-32 (3 years)  
OVERALL RECORD: 140-94 (8 years)  
ASSISTANTS: Jamie Dixon (TCU/1987), Barry Rohrssen  
(St. Francis, N.Y./1983), Ernie Zeigler (Cleary/1994)  
BASKETBALL OFFICE PHONE: 412-648-8350  
BEST TIME TO REACH COACH: Contact SID  
2001-02 RECORD [overall, conference (finish)]: 29-6/13-3  
(1st West)  
LETTERWINNERS RETURNING/LOST: 9/1  
STARTERS RETURNING/LOST: 5/0  
TOP RETURNING LETTERWINNERS: Brandin Knight (G, Sr.), Ontario Lett  
(F, Sr.), Donatas Zavackas (F, Sr.)  
TOP NEWCOMERS: Levon Kendall (F, Fr.), Ed Turner (G, Fr.)



Brandin Knight

## Media Information

SPORTS INFORMATION BASKETBALL CONTACT: Greg Hotchkiss  
OFFICE PHONE: 412-648-8240; E-MAIL: ghotchkiss@athletics.pitt.edu  
FAX PHONE: 412-648-8248  
HOME PHONE: 412-367-0170  
PRESS ROW PHONE: 412-648-2318  
WEB SITE: pittsburghpanthers.com

## 2002-03 Schedule

Nov. 23 DUQUESNE  
Nov. 27 ST. FRANCIS (Pa.)  
Nov. 30 ARKANSAS-PINE BLUFF  
Dec. 3 NORFOLK STATE  
Dec. 7 at Penn State  
Dec. 14 SE LOUISIANA  
Dec. 18 OHIO STATE  
Dec. 21 at Rhode Island  
Dec. 28 GEORGE MASON  
Dec. 31 at Georgia  
Jan. 4 ROBERT MORRIS  
Jan. 6 NOTRE DAME  
Jan. 12 at Rutgers  
Jan. 14 at West Virginia  
Jan. 18 SYRACUSE  
Jan. 25 GEORGETOWN  
Feb. 1 at Syracuse  
Feb. 4 PROVIDENCE  
Feb. 9 at Notre Dame  
Feb. 12 WEST VIRGINIA  
Feb. 15 at Seton Hall  
Feb. 17 at Georgetown  
Feb. 22 RUTGERS  
Feb. 26 at Virginia Tech  
Mar. 2 CONNECTICUT  
Mar. 5 SETON HALL  
Mar. 9 at Villanova

## 2001-02 Results

76-55 W MORGAN STATE  
58-47 W NORTHERN ARIZONA  
86-62 W ROBERT MORRIS  
70-53 W vs. Oaklan  
65-46 W vs. Illinois State  
63-69 L vs. South Florida  
87-35 W SAVANNAH STATE  
77-55 W ST. FRANCIS (PA)  
83-53 W PENN STATE  
58-51 W RHODE ISLAND  
62-55 W at Ohio State  
78-63 W DEQUESNE  
74-61 W ST. FRANCIS (NY)  
77-54 W ST. JOHN'S  
77-74 W at Boston College  
66-58 W at Rutgers  
53-56 L NOTRE DAME  
69-76 L at Miami (OT)  
68-67 W at Georgetown  
72-57 W SYRACUSE  
67-56 W GEORGETOWN  
76-89 L at Notre Dame  
71-59 W VILLANOVA  
70-65 W SETON HALL  
75-63 W at Syracuse  
85-75 W at West Virginia  
78-59 W RUTGERS  
73-66 W at Seton Hall (OT)  
92-65 W WEST VIRGINIA  
76-62 W at Boston College (Big East Tourn.)  
76-71 W vs. Miami (Big East Tournament)  
65-74 L vs. Connecticut (OT) (Big East Tourn.)  
71-54 W vs. CCSU (NCAA Tournament)  
63-50 W vs. California (NCAA Tournament)  
73-78 L vs. Kent State (OT) (NCAA Tourn.)



# WEST VIRGINIA

Saturday, Mar. 8, 2003,  
Morgantown, W.Va.

## General Information

LOCATION: Morgantown, W. Va. 26507  
ENROLLMENT: 22,774  
PRESIDENT: David C. Hardesty Jr.  
ATHLETIC DIRECTOR: Ed Pastilong  
NICKNAME: Mountaineers  
COLORS: Old Gold and Blue  
HOME COURT (CAPACITY): WVU Coliseum (14,000)  
CONFERENCE: The BIG EAST (West)



John Beilein

## Coaches/Team

HEAD COACH: John Beilein (Wheeling Jesuit/1975)  
RECORD AT SCHOOL: first year  
OVERALL RECORD: 447-257 (24 years)  
ASSISTANTS: Jeff Neubauer (LaSalle/1991), Mike  
Jones (Howard/1990), Matt Brown (Shippensburg/  
1994)  
BASKETBALL OFFICE PHONE: 304-293-2193  
BEST TIME TO REACH COACH: Contact SID  
2001-02 RECORD [overall, conference (finish)]:  
8-20/1-15 (7th West)  
LETTERWINNERS RETURNING/LOST: 6/6  
STARTERS RETURNING/LOST: 3/2  
TOP RETURNING LETTERWINNERS: Chaz Briggs (F, Sr.), Drew Schifino  
(G, So.), Josh Yeager (F, Sr.)  
TOP NEWCOMERS: Patrick Beilein (G, Fr.), Jarmon Collins (G, Fr.),  
Johannes Herber (G, Fr.), Kevin Pittsnogle (F, Fr.)



Josh Yeager

## Media Information

SPORTS INFORMATION BASKETBALL CONTACT: Bryan Messerly  
OFFICE PHONE: 304-293-2821  
E-MAIL: Bryan.messerly@mail.wvu.edu  
FAX PHONE: 304-293-4105  
HOME PHONE: 304-685-1574  
PRESS ROW PHONE: 304-293-2821  
WEB SITE: msnssportsnet.com

## 2001-02 Schedule

Nov. 22 DELAWARE STATE  
Nov. 25 at Duquesne  
Nov. 30 JAMES MADISON  
Dec. 3 vs. Florida (Charleston)  
Dec. 7 UNC GREENSBORO  
Dec. 14 WOFFORD  
Dec. 18 WESTERN CAROLINA  
Dec. 21 TENNESSEE  
Dec. 28 at UNLV  
Dec. 29 vs. Gardner-Webb (UNLV)  
Jan. 4 at Saint Louis  
Jan. 7 MIAMI  
Jan. 12 at Georgetown  
Jan. 14 PITTSBURGH  
Jan. 19 at Boston College  
Jan. 22 Marshall (Charleston)  
Jan. 26 RUTGERS  
Jan. 29 at Notre Dame  
Feb. 1 at Villanova  
Feb. 8 SYRACUSE  
Feb. 12 at Pittsburgh  
Feb. 15 at Rutgers  
Feb. 18 NOTRE DAME  
Feb. 22 SETON HALL  
Feb. 26 at Syracuse  
Mar. 1 at Seton Hall  
Mar. 5 GEORGETOWN  
Mar. 8 VIRGINIA TECH

## 2001-02 Results

83-57 W UNC ASHEVILLE  
66-59 W vs. Southern Miss  
88-85 W at New Mexico  
105-73 W ARKANSAS-MONTICELLO  
75-91 L at James Madison  
74-61 W FLORIDA INTERNATIONAL  
102-86 W ROBERT MORRIS  
61-68 L DUQUESNE  
74-72 W at Tennessee  
57-76 L vs. Valparaiso  
65-97 L vs. Pepperdine  
53-72 L at St. John's  
64-67 L NOTRE DAME  
69-75 L SYRACUSE  
66-79 L at Rutgers  
67-81 L at Seton Hall  
79-81 L vs. Marshall (OT)  
59-77 L RUTGERS  
89-81 W PROVIDENCE  
77-84 L at Georgetown  
64-76 L at Syracuse  
79-85 L SETON HALL  
63-78 L VIRGINIA TECH  
75-85 L PITTSBURGH  
76-89 L at Notre Dame  
73-95 L at Connecticut  
77-87 L GEORGETOWN  
65-92 L at Pittsburgh

# YEAR-BY-YEAR VS. 2002-2003 OPPONENTS

## ST. BONAVENTURE (8-5)

1973	..... aW	96- 93
1974	..... hW	77- 75
1975	..... aL	69- 88
1976	..... nW	115- 74
1977	..... aL	82- 94
1978	..... hW	94- 89
1979	..... aL	76- 95
1980	..... hW	82- 70
1996	..... aW	65- 58
1997	..... hW	92- 80
1998	..... aW	(OT) 69- 68
1999	..... hL	50- 54
2000	..... aL	54- 61

## MICHIGAN (0-4)

1974	..... aL	63- 84
1984	..... nL	75- 78
1985	..... nL	66- 67
1991	..... nL	51- 63

## BRIGHAM YOUNG (0-1)

1967	..... nL	64- 97
------	----------	--------

## KANSAS STATE

First Meeting

## TOLEDO (4-4)

1960	..... aL	46- 49
1966	..... hW	91- 77
1967	..... aL	71- 90
1967	..... nW	82- 76
1968	..... hW	76- 65
1969	..... aL	76- 105
1973	..... aL	74- 89
1974	..... hW	80- 69

## AMERICAN (3-2)

1938	..... aL	23- 29
1941	..... aW	42- 33
1946	..... aL	45- 48
1971	..... aW	67- 66
1985	..... nW	95- 67

## WOFFORD (1-0)

1988	..... hW	101- 65
------	----------	---------

## VMI (83-42)

1909	..... aL	9- 15
1910	..... aW	37- 14
1911	..... aW	35- 18
1913	..... aL	16- 33
1914	..... nW	27- 16
1915	..... nW	22- 21
1916	..... hL	19- 25
1917	..... aW	37- 22
1918	..... aW	31- 26
1918	..... hW	29- 22
1919	..... nL	19- 31
1919	..... hW	37- 20
1919	..... nW	30- 24
1920	..... aL	25- 31
1920	..... hW	23- 14
1920	..... nL	26- 28
1921	..... aL	21- 45
1921	..... hL	11- 26
1921	..... nL	25- 27




Ace Custis

Tech opens the season in the Virgin Islands against former Atlantic-10 foe St. Bonaventure.

1922	..... aL	20- 30
1922	..... nW	26- 25
1922	..... hW	27- 19
1923	..... aW	22- 19
1923	..... nW	42- 16
1923	..... hL	20- 21
1924	..... aL	11- 22
1924	..... nL	15- 20
1925	..... aL	29- 30
1925	..... hW	27- 18
1926	..... hW	20- 18
1926	..... aL	19- 26
1927	..... aW	33- 30
1927	..... hW	26- 20
1928	..... hL	11- 29
1928	..... aL	22- 35
1929	..... aL	19- 42
1929	..... hW	33- 23
1930	..... hW	39- 35
1930	..... aL	21- 43
1931	..... hW	28- 27
1931	..... aL	30- 31
1932	..... aW	25- 18
1932	..... hW	23- 18
1933	..... aW	38- 34
1933	..... hW	27- 15
1934	..... hW	22- 19
1934	..... aL	26- 43
1935	..... aL	25- 40
1935	..... hW	25- 24
1936	..... hW	31- 26
1936	..... aL	36- 38

1937	..... aL	22- 30
1937	..... hW	32- 31
1938	..... hW	28- 25
1938	..... aL	23- 29
1939	..... aL	36- 54
1939	..... hL	30- 43
1940	..... hW	40- 32
1940	..... aL	35- 50
1941	..... aL	52- 60
1941	..... hL	31- 33
1942	..... hW	28- 26
1942	..... aL	42- 43
1943	..... aL	33- 43
1943	..... hL	38- 42
1944	..... aW	46- 20
1944	..... hW	39- 17
1945	..... hW	42- 23
1945	..... aW	57- 34
1946	..... hW	58- 28
1946	..... hW	48- 24
1947	..... aW	53- 52
1947	..... hW	47- 41
1948	..... aW	50- 39
1948	..... hW	59- 51
1949	..... hW	66- 53
1949	..... aW	59- 48
1950	..... aW	73- 41
1950	..... hW	78- 58
1951	..... hW	85- 60
1951	..... aL	76- 79
1952	..... aW	73- 54
1952	..... hL	53- 56
1953	..... hW	83- 67
1953	..... aL	64- 90
1954	..... aL	78- 82

1954	..... hL	63- 64
1955	..... aL	74- 76
1955	..... hW	78- 70
1956	..... aW	64- 56
1956	..... hW	95- 56
1957	..... hW	80- 42
1957	..... aW	82- 70
1958	..... aW	86- 63
1958	..... hW	99- 82
1959	..... aL	78- 81
1959	..... hW	118- 60
1960	..... aW	(OT) 95- 93
1960	..... hW	100- 71
1961	..... hW	78- 63
1961	..... aW	86- 85
1962	..... aW	97- 75
1962	..... hW	85- 71
1962	..... nW	70- 66
1963	..... hW	74- 70
1963	..... aW	77- 66
1972	..... nL	56- 57
1974	..... hW	62- 51
1975	..... aW	96- 64
1978	..... nW	79- 66
1982	..... hW	101- 76
1983	..... aW	72- 54
1983	..... hW	122- 61
1986	..... aW	88- 73
1987	..... hW	99- 68
1989	..... nW	(OT) 90- 83
1990	..... hW	79- 77
1993	..... hW	75- 44
1993	..... hW	82- 59
1994	..... hW	110- 75
1995	..... hW	99- 67
1997	..... hL	65- 73
1999	..... aW	65- 46
2000	..... hW	92- 68
2001	..... hW	74- 73



Brendan Dunlop

The Hokies and VMI meet for the 126th time on Dec. 5 in Cassell Coliseum.

## WILLIAM & MARY (73-40)

1917	..... hW	39- 10
1923	..... hW	30- 29
1930	..... hW	44- 32
1935	..... hW	30- 24
1935	..... aL	26- 42
1936	..... hL	28- 36
1936	..... aL	36- 42
1937	..... hW	36- 29
1937	..... aW	38- 30
1938	..... hW	29- 25
1938	..... aW	41- 31
1939	..... hL	33- 46
1939	..... aL	30- 57
1940	..... aL	33- 38
1940	..... hL	29- 49
1941	..... hL	51- 54
1941	..... aL	50- 52
1942	..... hL	29- 34
1942	..... aW	45- 39
1943	..... hW	49- 34
1943	..... aL	25- 55
1944	..... hW	46- 22
1944	..... aW	58- 29
1945	..... aL	30- 41
1946	..... hW	51- 45
1947	..... aL	41- 50
1947	..... hW	56- 52
1948	..... hW	59- 41
1948	..... aL	42- 46
1949	..... hW	54- 52
1949	..... aL	47- 62

1950	..... aL	..... 50-	64	1963	..... nW	..... 74-	72
1950	..... hW	..... 60-	47	1964	..... aW	..... 73-	66
1951	..... aL	..... 67-	73	1964	..... hW .. (2OT)	..... 90-	86
1951	..... hW	..... 82-	77	1965	..... aW	..... 89-	75
1952	..... aL	..... 79-	85	1965	..... hW	..... 76-	57
1952	..... hL	..... 76-	86	1965	..... nL	..... 59-	70
1953	..... aL	..... 74-	91	1966	..... hW	..... 95-	63
1953	..... hW	..... 75-	74	1966	..... aW	..... 76-	69
1954	..... aL	..... 66-	82	1967	..... aW	..... 96-	69
1954	..... hL	..... 52-	66	1967	..... hW .... (OT)	..... 84-	79
1955	..... nL	..... 67-	82	1968	..... hW	..... 90-	70
1955	..... hL	..... 69-	75	1968	..... aW .... (OT)	..... 78-	72
1955	..... aL	..... 73-	105	1969	..... nW	..... 83-	72
1956	..... aL	..... 57-	66	1969	..... aW	..... 75-	60
1956	..... hL	..... 74-	79	1969	..... hW	..... 77-	46
1957	..... aL	..... 70-	72	1970	..... hW	..... 76-	65
1957	..... hW	..... 94-	83	1970	..... nL	..... 79-	84
1957	..... nW	..... 64-	56	1970	..... aW	..... 92-	72
1958	..... aW	..... 87-	75	1971	..... nW	..... 88-	78
1958	..... hW	..... 72-	68	1971	..... aW	..... 74-	62
1958	..... nL	..... 61-	79	1971	..... hW	..... 91-	63
1959	..... aL	..... 58-	59	1972	..... hW	..... 87-	65
1959	..... hW	..... 74-	68	1972	..... aW	..... 90-	69
1960	..... aW .... (OT)	..... 92-	91	1973	..... aW	..... 98-	77
1960	..... hW	..... 86-	66	1973	..... hW	..... 127-	92
1961	..... aL	..... 60-	74	1974	..... hW	..... 80-	61
1961	..... hW	..... 85-	67	1974	..... aW	..... 72-	54
1962	..... aW	..... 63-	49	1975	..... aL	..... 69-	76
1962	..... hW	..... 104-	65	1975	..... hW	..... 101-	75
1963	..... hW .... (OT)	..... 77-	71	1976	..... hW	..... 105-	79
1963	..... aL	..... 63-	78	1976	..... aW	..... 50-	48



Corey Jackson

Former Metro opponent Florida State returns to Cassell on Jan. 4 for the first time since 1991.

1978	..... hW	..... 84-	59	1992	..... aL .... (OT)	..... 76-	78
1979	..... aW	..... 55-	49	1993	..... hW .... (OT)	..... 76-	67
1981	..... hL	..... 43-	51	1993	..... aL	..... 49-	66
1981	..... aL ... (3OT)	..... 46-	48	2001	..... hW	..... 90-	62
1981	..... hW	..... 76-	60	<b>MORGAN STATE (2-0)</b>			
1982	..... aL	..... 51-	66	1985	..... hW	..... 98-	66
1983	..... hW	..... 85-	79	1992	..... hW	..... 87-	76
1988	..... hW	..... 96-	75	<b>WESTERN MICHIGAN (0-2)</b>			
1989	..... aW	..... 76-	53	1976	..... nL .... (OT)	..... 67-	77
1990	..... hW	..... 66-	64	2001	..... hL	..... 51-	55
1991	..... aL	..... 60-	66	<b>TOWSON (1-0)</b>			
1993	..... hW	..... 70-	66	1983	..... hW	..... 93-	53
1994	..... aW	..... 95-	79	<b>FLORIDA STATE (15-18)</b>			
1994	..... hW	..... 77-	53	1968	..... hW	..... 77-	74
1995	..... aW	..... 71-	66	1970	..... aL	..... 73-	83
1997	..... hW	..... 71-	46	1973	..... hW	..... 91-	82
1997	..... aW	..... 66-	64	1974	..... aL	..... 80-	85
1998	..... hW	..... 59-	50	1979	..... nW	..... 68-	60
1999	..... aW	..... 59-	57	1980	..... aW	..... 79-	77
2000	..... hL	..... 46-	48	1980	..... hW	..... 78-	76
				1981	..... hW .... (OT)	..... 80-	70
				1981	..... aL	..... 76-	80
				1982	..... hL	..... 65-	69
				1982	..... aW	..... 77-	76
				1983	..... hW	..... 70-	69
				1983	..... aL	..... 78-	82

**EAST CAROLINA (12-3)**

1962	..... hW	..... 111-	86
1963	..... hW	..... 81-	73
1964	..... hW	..... 72-	68
1965	..... hW	..... 89-	63
1966	..... hW	..... 83-	64
1967	..... hW	..... 91-	62
1967	..... aL	..... 33-	43
1968	..... aW .... (OT)	..... 88-	87
1978	..... hW	..... 95-	77
1983	..... hW	..... 84-	72
1992	..... hW	..... 57-	44

Tech travels to William & Mary on Dec. 7, site of Ricky Stokes' first coaching victory.



# YEAR-BY-YEAR

## VS. 2002-2003 OPPONENTS

1984	aL	57-	58	1937	nL	22-	40
1984	hL	79-	93	1938	aL	38-	43
1985	hW	85-	71	1938	hW	35-	32
1985	aW	87-	75	1939	aL	16-	45
1985	nL	93-	97	1939	hL	25-	39
1986	hW	86-	73	1940	hL	25-	34
1986	aW	92-	84	1940	aL	27-	42
1986	nL	76-	77	1941	nL	35-	49
1987	hW	82-	79	1941	hL	39-	40
1987	aL	78-	107	1942	nW	42-	25
1988	hW	88-	87	1942	hL	36-	58
1988	aL	79-	92	1943	nW	62-	46
1989	hL	97-	100	1944	nL	55-	63
1989	aL	97-	117	1945	hL	34-	44
1990	hL	63-	67	1946	aL	29-	57
1990	aW	84-	74	1947	hL	52-	58
1991	hL	60-	71	1948	aW	54-	49
1991	aL	79-	91	1948	hW	57-	43
2001	aL	49-	78	1949	hW	52-	50

### VILLANOVA (0-7)

1968	aL	61-	78	1950	aW	63-	50
1969	hL	57-	70	1950	hW	78-	64
1986	hL	62-	71	1951	aW	60-	59
2001	hL	(OT) 83-	85	1951	hW	93-	62
2001	aL	74-	86	1952	hW	90-	62
2002	hL	75-	77	1952	aL	59-	74
2002	aL	77-	84	1953	aL	95-	108

### CONNECTICUT (0-4)

2001	aL	72-	85	1953	hL	85-	87
2001	hL	46-	61	1954	nL	81-	97
2002	hL	74-	86	1954	hL	73-	95
2002	aL	60-	95	1954	aL	69-	78

### PROVIDENCE (3-3)

1982	nW	70-	57	1955	hL	59-	107
1994	aW	91-	78	1955	aW	78-	72
2001	hL	60-	75	1955	nL	85-	103
2001	aL	56-	96	1956	aL	66-	71
2002	aL	69-	77	1956	hW	76-	64
2002	hW	69-	64	1957	hW	70-	56

### VIRGINIA (44-72)

1915	aL	21-	39	1958	aL	66-	80
1916	aL	14-	30	1959	hW	85-	73
1922	nL	22-	26	1960	aW	80-	72
1923	nW	22-	18	1961	hW	105-	70
1924	nL	16-	32	1962	aW	92-	59
1925	aL	32-	43	1963	hW	71-	63
1926	hL	19-	34	1963	aW	75-	73
1927	aL	25-	34	1964	hW	62-	60
1927	hL	14-	27	1964	aW	78-	62
1928	aL	26-	35	1965	hW	73-	56
1928	hL	12-	38	1966	aL	65-	79
1929	hW	26-	25	1967	hW	76-	60
1929	aL	25-	34	1968	aW	84-	82
1930	aL	21-	28	1969	nW	85-	74
1930	hW	34-	31	1969	hW	68-	64
1931	hW	28-	21	1970	aL	71-	81
1931	aL	25-	35	1971	nL	59-	68
1932	hL	24-	35	1971	hW	93-	74
1932	aL	22-	26	1972	aL	85-	107
1933	nL	30-	36	1973	hW	87-	83
1935	hL	24-	29	1974	aL	70-	84
1935	aL	31-	54	1975	hW	74-	73
1936	aL	26-	30	1976	nW	91-	69
1937	nW	29-	28	1976	aL	(2OT) 75-	79
				1977	nW	65-	60
				1977	nL	50-	55
				1977	nW	71-	61
				1978	nL	62-	66
				1978	nL	68-	76
				1979	nL	78-	93
				1979	nL	72-	78
				1980	nL	58-	65
				1981	nL	51-	64



Bryant Matthews

The Hokies host Virginia on Jan. 21 on ESPN2.

1982	nL	66-	80
1983	nL	64-	74
1984	nL	64-	74
1984	nW	56-	54
1985	nL	59-	67
1985	nW	84-	66
1987	nL	73-	91
1988	nW	66-	64
1989	nL	(OT) 106-	113
1990	nL	59-	77
1991	nL	61-	86
1992	nL	(2OT) 57-	61
1993	nW	59-	53
1994	nL	61-	70
1995	nL	62-	63
1995	nW	72-	64
1997	nL	57-	58
1998	nL	55-	69
1999	nL	55-	64
2000	nL	(OT) 66-	71
2000	hL	48-	64
2001	aL	61-	69

### ST. JOHN'S (2-4)

1914	aW	16-	15
1950	aL	52-	84
2001	aL	64-	89
2001	hW	65-	59
2002	hL	63-	72
2002	aL	63-	73

### BOSTON COLLEGE (2-3)

1981	nW	75-	70
2001	aL	61-	83
2001	hL	59-	83
2002	aL	68-	77
2002	hW	76-	73

### MIAMI (1-3)

2001	hW	85-	74
2001	aL	61-	86
2002	hL	68-	77
2002	aL	77-	83

### GEORGETOWN (3-7)

1915	aL	21-	25
1916	aW	30-	27
1917	aL	22-	31
1928	aL	33-	57
1947	aL	51-	66
1977	hW	83-	79
1988	nW	87-	82
1989	aL	57-	87
1990	aL	64-	97
2001	aL	68-	96

### NOTRE DAME (1-1)

1973	nW	(OT) 92-	91
2001	hL	61-	85



**PITTSBURGH (3-2)**

1964	nL	63-98
1965	hW	100-74
1966	aW	77-60
1981	hW	72-70
2001	aL	51-76

**WEST VIRGINIA (27-45)**

1921	aW	37-24
1928	nL	24-47
1929	nL	27-49
1951	aL	67-78
1951	hW	79-72
1952	aL	53-78
1952	hL	82-99
1953	hL	55-92
1953	aL	62-86
1954	aL	68-111
1954	nL	67-101
1955	aL	82-98
1955	hL	61-64
1956	aL	62-84
1957	nL	54-59
1960	nL	72-82
1961	aL	72-83
1962	aL	81-85
1962	hW	85-82
1962	nL	72-88
1963	aL	83-86
1963	hL	76-79
1964	hL	73-81
1964	aL	77-79
1965	hW	82-74
1965	aL	73-127
1969	nL	70-81
1969	aL	77-82
1970	nW	76-75
1970	hW	80-78
1971	nL	82-93
1971	aL	95-104

1972	aW (3OT)	105-101
1972	hL	82-83
1973	aW	86-68
1973	hW	76-53
1974	hW	82-80
1974	aL	83-94
1975	aW (OT)	87-86
1975	hW	78-68
1976	hW	114-80
1976	aW	81-78
1977	aL	73-74
1977	hL	78-86
1978	hW	99-88
1978	aL	88-89
1979	aL	82-83
1979	hW	73-61
1980	hW (OT)	73-71
1980	aW	68-64
1980	nW	70-64
1982	nL	67-75
1983	aL (3OT)	86-90
1984	hL	67-68
1984	aW	65-63
1985	hW	76-69
1986	aL	48-65
1987	hW	92-79
1988	aL	52-101
1989	hW (OT)	75-68
1991	aL	68-94
1991	hL	65-66
1993	aL	70-74
1993	nW	63-58
1994	aW	83-73
1995	hW	68-62
1996	aL	65-76
1997	hL	52-55
1998	aL	68-69
1999	hL	58-61
2001	hL	69-72
2002	aW	78-63



# TECH TRAVEL HEADQUARTERS

**Virgin Islands (St. Thomas, V.I.)**

Headquarters: Renaissance Grand Beach Resort, (340) 775-1510

**William & Mary (Williamsburg, Va.)**

Headquarters: Williamsburg Marriott, (757) 220-2500

**East Carolina (Greenville, N.C.)**

Headquarters: Greenville Hilton, (252) 355-5000

**Western Michigan (Kalamazoo, Mich.)**

Headquarters: Radisson Hotel (269) 343-3333

**Villanova (Villanova, Pa.)**

Headquarters: Holiday Inn King of Prussia (610) 265-7500

**Connecticut (Hartford, Conn.)**

Headquarters: Sheraton Airport (860) 623-5284

**Providence (Providence, R.I.)**

Headquarters: Providence Biltmore (800) 294-7709

**St. John's (Jamaica, Queens, N.Y.)**

Headquarters: La Guardia Marriott (718) 565-8900

**Boston College (Chestnut Hill, Mass.)**

Headquarters: Boston Marriott Newton (617) 969-1000

**Miami (Miami, Fla.)**

Headquarters: Marriott Biscayne Bay (305) 536-6380


**Notre Dame (South Bend, Ind.)**

Headquarters: South Bend Marriott (574) 234-2000

**West Virginia (Morgantown, W. Va.)**

Headquarters: Hampton Inn Morgantown (304) 599-1200

Tech concludes the regular season at West Virginia, site of Tech's first BIG EAST road win.



Carlos Dixon

# Great Teams, Great Fans!

## A HISTORY OF BASKETBALL EXCITEMENT



Clockwise from bottom right: Brian Chase hands out an assist last season against BIG EAST Champion Connecticut. Mibindo Dongo dunks in 2000 against Virginia in the first home court meeting with the Cavaliers in nearly 30 years. Keith Colbert plays tough defense against long-time rival and new BIG EAST foe, West Virginia. Bimbo Coles drives to the basket against former Metro foe Florida State, who returns to Cassell Coliseum this season for the first time since 1991.



*Virginia Tech*  
**RECORD  
BOOK**



## INDIVIDUAL RECORDS

### GAMES

#### Season

Appeared In: 35, by 10 players  
Started: 35, by eight players

#### Career

Appeared In: 129, Perry Young, 1981-85  
Started: 126, Dell Curry, 1982-86; Bobby Beecher, 1982-86  
Consecutive Starts: 123, Ace Custis, 1993-97

### MINUTES PLAYED

#### Game

Overall: 55, Randy Minix vs. West Virginia, 1-26-72; Dale Solomon vs. William & Mary, 1-21-81; Dell Curry vs. West Virginia, 2-2-83

**BIG EAST: 39, Carlos Dixon at Boston College, 2-6-02**

#### Season

Overall: 1,297, Shawn Good and Damon Watlington, 1994-95 (35 games)

Highest Average: 38.6, Jay Purcell, 1991-92 (28 games)

**BIG EAST: 472, Brian Chase, 2000-01 (15 games)**

#### Career

Overall: 4,275, Dell Curry, 1982-86

Highest Average: 35.1, Dale Solomon, 1978-82



**Ace Custis made 123 consecutive starts for the Hokies.**

### POINTS

#### Game

Overall: 52, Allan Bristow vs. Geo. Washington, 2-21-73

Home Court: 52, Allan Bristow vs. Geo. Washington, 2-21-73

Opponent's Court: 41, Chris Smith at VMI, 1-19-60; Dell Curry at Cincinnati, 1-18-86

Neutral Court: 43, Bimbo Coles vs. Virginia, at Richmond Col., 1-25-89

Losing Effort: 43, Bimbo Coles vs. Virginia, 1-25-89

**BIG EAST: 28, Brian Chase at Villanova, 1-17-01**

NCAA Tournament: 29, Glen Combs vs. Indiana, 3-17-67

NIT: 29, Allan Bristow vs. Alabama, 3-24-73; Perry Young vs. South Alabama, 3-18-84

#### Season

Overall: 785, Bimbo Coles, 1989-90 (31 games)

**BIG EAST: 199, Brian Chase, 2000-01 (15 games)**

Highest Average (overall): 26.6, Bimbo Coles, 1988-89 (27 games)

Double-Figure Games: 34, Dell Curry, 1983-84 (35 games)

\*30-Point Games: 9, Bimbo Coles, 1988-89

40-Point Games: 2, Bimbo Coles, 1988-89

50-Point Games: 1, Allan Bristow, 1972-73; Bimbo Coles, 1987-88

#### Career

Overall: 2,484, Bimbo Coles, 1986-90

Highest Average: 23.1, Allan Bristow, 1970-73

Double-Figure Games: 115, Dell Curry, 1982-86

Consecutive Double-Figure Games: 78, Allan Bristow, 1970-73

\*30-Point Games: 21, Bimbo Coles, 1986-90

40-Point Games: 3, Bimbo Coles, 1986-90

50-Point Games: 1, Allan Bristow, 1970-73; Bimbo Coles, 1986-90

\*Games of 40 points or more are not included in these totals.  
New records in **bold**.

## CAREER SCORING LEADERS

Player	Yrs. Played	Pts.	Avg.
Bimbo Coles	1986-90	2484	21.6
Dell Curry	1982-86	2389	18.9
Dale Solomon	1978-82	2136	18.4
Perry Young	1981-85	1899	14.7
Allan Bristow	1970-73	1804	23.1
Bob Ayersman	1957-61	1782	20.5
Ace Custis	1993-97	1706	13.7
Wally Lancaster	1986-89	1696	20.7
Bill Matthews	1952-56	1652	16.5
Chris Smith	1957-61	1635	18.6
Bobby Beecher	1982-86	1548	12.2
Howard Pardue	1961-64	1445	20.0
Shawn Smith	1992-96	1440	12.1
Glen Combs	1965-68	1361	17.9
Les Henson	1976-80	1334	11.5
Duke Thorpe	1973-77	1294	12.2
Bucky Keller	1959-62	1292	18.2
Keith Colbert	1982-86	1290	10.6
Wayne Robinson	1976-80	1283	11.2
Sumner Tilson	1948-51	1256	16.5
Loyd King	1968-71	1248	17.1
Damon Watlington	1992-96	1224	10.4
Jeff Schneider	1978-82	1178	10.2
Rolan Roberts	1997-00	1169	13.6
Dick Sayre	1947-51	1165	11.8
Jay Purcell	1990-94	1075	9.5
Marshall Ashford	1975-79	1058	9.4
Russell Davis	1974-76	1052	19.5
Chris Ellis	1966-69	1050	14.1
Craig Lieder	1971-74	1034	13.6
Shawn Good	1992-96	1008	8.5

# Individual Records

## FIELD GOALS

### Game

Made: 22, Allan Bristow vs. Geo. Washington, 2-21-73  
Attempted: 36 (made 19), Bill Matthews vs. The Citadel, 2-23-56;  
(made 17), Loyd King vs. N.C. State, 12-12-70  
Percentage (min. 10 attempts): 1.000, Russell Davis, 15-15, vs.  
Vermont, 12-31-74  
3-PT Made: 7, Wally Lancaster vs. San Francisco St., 1-3-87 and  
Richmond, 2-15-88  
3-PT Attempted: 20 (made 6), Wally Lancaster vs. Marquette, 2-20-88  
3-PT Percentage (min. 7 attempts): 1.000, Wally Lancaster, 7-7,  
vs. San Francisco St., 1-3-87

### Season

Made: 305, Dell Curry, 1985-86 (30 games)  
Attempted: 693, Bimbo Coles, 1989-90 (31 games)  
Percentage: .669, Duke Thorpe, 168 of 251, 1975-76  
3-PT Made: 106, Wally Lancaster, 1987-88 (29 games)  
3-PT Attempted: 302, Wally Lancaster, 1987-88  
3-PT Percentage: .467, Wally Lancaster, 78 of 167, 1986-87

### Career

Made: 1,021, Dell Curry, 1982-86  
Attempted: 2,029, Bimbo Coles, 1986-90  
Percentage: .604, Duke Thorpe, 529 of 876, 1973-77  
3-PT Made: 257, Wally Lancaster, 1986-89  
3-PT Attempted: 694, Wally Lancaster, 1986-89  
3-PT Percentage: **.419, Brian Chase, 123 of 295, 1999-present**  
Consecutive Games with 3-PT Made: 73, Wally Lancaster, 1986-89

## FREE THROWS

### Game

Made: 20, Terry Penn vs. The Citadel, 1-10-57  
Attempted: 27 (made 18), Bimbo Coles vs. So. Mississippi, 2-6-88  
Percentage (min. 10 attempts): 1.000, Rod Wheeler,  
18 of 18 vs. Richmond, 12-28-90  
Consecutive FTs Made: 18, Terry Penn vs. The Citadel, 1-10-57;  
Rod Wheeler vs. Richmond, 12-28-90

### Season

Made: 200, Bimbo Coles, 1987-88 (29 games)  
Attempted: 297, Bill Matthews, 1953-54 (27 games)  
Percentage: .916, Phil Thieneman, 98 of 107, 1976-77

### Career

Made: 593, Bimbo Coles, 1986-90  
Attempted: 793, Bimbo Coles, 1986-90  
Percentage: .842, Phil Thieneman, 139 of 165, 1973-77

## REBOUNDS

### Game

Overall: 36, Chris Smith vs. Washington & Lee, 1-9-59  
BIG EAST: **14, Carlton Carter at Providence, 2-9-02**  
NCAA Tournament: 19, Ken Talley vs. Toledo, 3-11-67  
NIT: 18, Ace Custis vs. New Mexico St., 3-22-95

### Season

Overall: 495, Chris Smith, 1959-60 (26 games)  
BIG EAST: **120, Carlton Carter, 2001-02 (16 games)**  
Highest Average: 20.4, Chris Smith, 1958-59 (21 games)

### Career


Overall: 1,508, Chris Smith, 1957-61  
Highest Average: 17.1, Chris Smith, 1957-61



Terry Penn made a school-record 20 free throws in a 1957 game against The Citadel.

Bimbo Coles is the leading scorer in Virginia Tech history.

## INDIVIDUAL RECORDS



**Roy Brow (54) holds the all-time blocked shots mark.**

### ASSISTS

#### Game

Overall: 12, Dave Sensibaugh vs. Oregon, 12-19-75;  
 Bimbo Coles vs. Missouri, 12-16-87;  
 Troy Manns vs. St. Bonaventure, 1-2-97  
 BIG EAST: 8, Carlos Dixon at Villanova, 1-17-01  
 NCAA Tournament: 8, Troy Manns vs. Kentucky, 3-16-96  
 NIT: 8, Dell Curry vs. William & Mary, 3-17-83

#### Season

Overall: 192, Dave Sensibaugh, 1975-76 (28 games)  
 BIG EAST: 50, Carlos Dixon, 2000-01 (16 games)  
 Highest Average (overall): 6.9, Dave Sensibaugh, 1975-76

#### Career

Overall: 547, Bimbo Coles, 1986-90  
 Highest Average: 4.8, Bimbo Coles, 1986-90

### STEALS

#### Game


Overall: 8, Dell Curry vs. Louisville, 1-14-84;  
 Rod Wheeler vs. VCU, 12-11-90  
 BIG EAST: 7, Bryant Matthews at West Virginia, 2-13-02

#### Season

Overall: 89, Dell Curry, 1983-84 (35 games)  
 BIG EAST: **22, Carlos Dixon, 2001-02 (15 games)**  
 Highest Average (overall): 2.6, Dell Curry, 1985-86  
 (30 games)

#### Career

Overall: 295, Dell Curry, 1982-86  
 Highest Average: 2.3, Dell Curry, 1982-86



**Dell Curry played a school-record 4,275 minutes in his Virginia Tech career.**

### BLOCKED SHOTS

#### Game

Overall: 9, Roy Brow vs. James Madison, 12-6-86 & Baptist College, 12-12-87  
 BIG EAST: 4, Jon Smith vs. Miami, 1-12-02; Carlton Carter at Villanova, 1-30-02

#### Season

Overall: 100, by Roy Brow, 1987-88 (28 games)  
 BIG EAST: 23, Carlton Carter, 2000-01 (16 games)

#### Career

Overall: 251, Roy Brow, 1984-88  
 Highest Average: 2.4, Roy Brow, 1984-88

### FOULS

#### Season

Committed: 117, Bobby Beecher, 1983-84 (35 games)  
 Disqualifications: 9, shared by four players

#### Career

Committed: 414, Bobby Beecher, 1982-86  
 Disqualifications: 27, Keith Colbert, 1982-86

### TURNOVERS

#### Game

Overall: 11, Bimbo Coles vs. Creighton, 12-30-89  
 BIG EAST: 8, Bryant Matthews vs. Miami, 1-10-01;  
 Carlos Dixon at Georgetown, 1-13-01

#### Season

Overall: 113, Dell Curry, 1983-84 (35 games)  
 BIG EAST: **51, Carlos Dixon 2001-02 (28 games)**

#### Career

Overall: 388, Dell Curry, 1982-86



**Dave Sensibaugh had a school-record 192 assists in the 1975-76 season.**

# TEAM RECORDS

## POINTS

### Game

Overall: 141, vs. So. Mississippi, 2-6-88  
 Homecourt: 141, vs. So. Mississippi, 2-6-88  
 Opponent's Court: 108, vs. Guilford, 12-14-55  
 Neutral Court: 115, vs. St. Bonaventure, 1-3-76 (Roanoke CC)  
 First Half: 68, vs. South Carolina St., 12-18-82  
 Second Half: 73, vs. Johns Hopkins, 11-30-81  
 Overtime Period: 22, vs. Florida State, 1-12-81  
 Losing Effort: 106, vs. Virginia, 1-25-89  
 BIG EAST: 85, vs. Miami, 1-10-01  
 NCAA Tournament: 89, vs. Western Kentucky, 3-7-80  
 NIT: 92, vs. Notre Dame, 3-25-73  
 Fewest Scored: 7, vs. Washington & Lee, 1-27-23  
 Fewest Allowed: 2, vs. Virginia Christian, 2-9-17  
 Most Allowed: 133, vs. So. Mississippi, 2-6-88  
 Both Teams: 274, vs. So. Mississippi, 141-133, 2-6-88

### Season

Overall: 2,646, 1987-88 team (29 games)  
 BIG EAST: 1121, 2001-02 team (16 games)  
 Highest Average: 91.2, 1987-88 team  
 100-Point Games: 7, 1975-76 team and 1987-88 team  
 Consecutive 100-Point Games: 2, six times  
 100-Point Games Allowed: 7, 1988-89 team

## FIELD GOALS

### Game

Made: 52, vs. VMI, 2-20-59  
 Attempted: 111 (made 37), vs. VMI, 1-25-60  
 Highest Percentage: .722, vs. Syracuse, 39 of 54, 1-28-76  
 Highest Percentage for a Half: .821, vs. Syracuse, 23 of 28, 1-28-76  
 Lowest Percentage: .224, vs. Alabama, 19 of 78, 1-4-61  
 Lowest Percentage for a Half: .194 vs. Marquette, 7 of 36, 2-15-94  
 3-PT Made: 16, vs. Marquette, 1-7-89  
 3-PT Attempted: 36, vs. Marquette, 1-7-89  
 Highest 3-PT Percentage (min. 10 attempts): .692, vs. Florida St., 9 of 13, 2-24-90

### Season

Made: 1,058, 1983-84 team (35 games)  
 Attempted: 2,168, 1989-90 team (31 games)  
 Highest Percentage: .517, 1981-82 team, 1,030 of 1,993  
 Lowest Percentage: .312, 1953-54 team, 575 of 1,845  
 3-PT Made: 199, by 1988-89 team  
 3-PT Attempted: 588, by 1988-89 team  
 Highest 3-PT Percentage: .395, 1995-96 team, 155 of 392  
 Lowest 3-PT Percentage: .300, 1991-92 team, 115 of 383

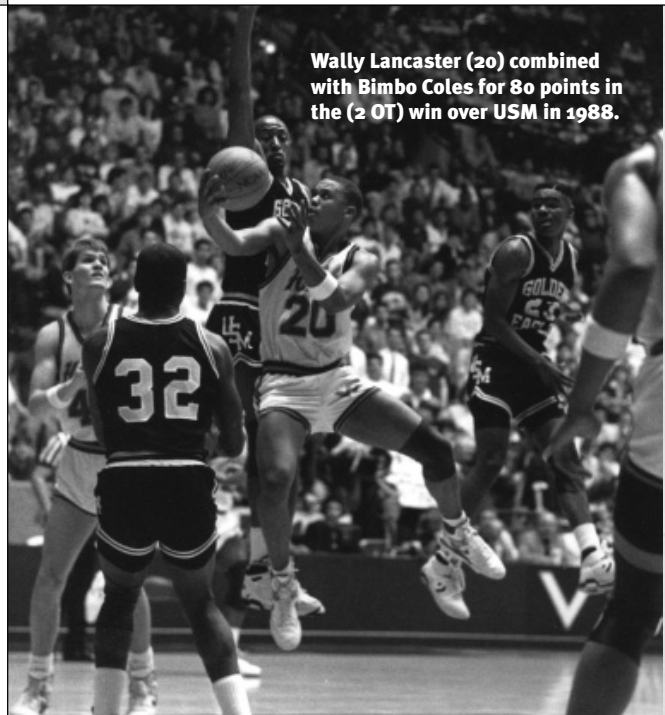
## HIGHEST SCORING GAMES

VIRGINIA TECH		YEAR
141	vs. USM (141-133) 2OT	87-88
127	vs. William & Mary (127-92)	72-73
122	vs. VMI (122-61)	83-84
122	vs. S.C. State (122-73)	82-83
122	vs. Birmingham-So. (122-70)	76-77
119	vs. Buffalo State (119-66)	78-79
118	vs. VMI (118-60)	58-59
117	vs. G. Washington (117-89)	72-73
116	vs. Johns Hopkins (116-64)	81-82
116	vs. The Citadel (116-93)	60-61
OPPONENTS		
133	vs. USM (141-133) 2OT	87-88
127	at USM (102-127)	87-88
127	at West Virginia (72-127)	64-65
125	at Furman (87-125)	54-55
120	at Houston (79-120)	67-68
117	at Florida State (97-117)	88-89
114	at N.C. State (66-114)	50-51
113	vs. Virginia (106-113)	88-89
113	at Marshall (57-113)	52-53
112	at Memphis (104-112)	87-88

# TEAM MARKS

Season	W-	L	FG%	FT%	Reb.	Avg.	Pts.	Avg.
1956-57	14-	8	.397	.716	840	38.2	1548	70.4
1957-58	11-	8	.406	.692	860	45.3	1419	74.7
1958-59	16-	5	.433	.695	1205	*57.4	1758	83.7
1959-60	20-	6	.420	.734	*1460	56.2	2127	81.8
1960-61	15-	7	.438	.698	1229	55.9	1874	85.2
1961-62	19-	6	.451	.728	1256	50.2	2047	81.9
1962-63	12-	12	.446	.699	1064	44.3	1758	73.3
1963-64	16-	7	.439	.718	1148	49.9	1813	78.8
1964-65	13-	10	.447	.661	1186	51.6	1878	81.7
1965-66	19-	5	.468	.709	1171	48.8	2051	85.5
1966-67	20-	7	.465	.624	1316	48.7	2130	78.9
1967-68	14-	11	.470	.694	1085	43.4	1954	78.2
1968-69	14-	12	.436	.710	1213	46.7	1956	75.2
1969-70	10-	12	.421	.710	1001	45.5	1600	72.7
1970-71	14-	11	.448	.724	1273	50.9	2047	81.9
1971-72	16-	10	.431	.677	1312	50.5	2004	77.1
1972-73	22-	5	.457	.681	1315	48.7	2309	85.5
1973-74	13-	13	.411	.684	1142	43.9	1975	76.0
1974-75	16-	10	.477	.732	1140	43.8	2090	80.4
1975-76	21-	7	.502	.698	1277	45.6	2441	87.2
1976-77	19-	10	.474	.720	1206	41.6	2342	80.8
1977-78	19-	8	.479	.684	1115	41.3	2314	85.7
1978-79	22-	9	.511	.727	1152	37.2	2547	82.2
1979-80	21-	8	.497	.722	1018	35.1	2175	75.0
1980-81	15-	13	.477	*.750	932	33.3	2034	72.6
1981-82	20-	11	*.517	.698	1020	32.9	2437	78.6
1982-83	23-	11	.503	.708	1130	33.2	2603	76.6
1983-84	22-	13	.508	.682	1120	32.0	2594	74.1
1984-85	20-	9	.500	.683	1122	38.7	2346	80.9
1985-86	22-	9	.499	.731	1105	35.6	2440	78.7
1986-87	10-	18	.435	.664	1073	38.3	2034	72.6
1987-88	19-	10	.444	.686	1244	42.9	*2646	*91.2
1988-89	11-	17	.424	.718	1190	42.5	2441	87.2
1989-90	13-	18	.404	.643	1205	38.9	2384	76.9
1990-91	13-	16	.419	.677	1074	37.0	2133	73.6
1991-92	10-	18	.440	.650	986	35.2	1822	65.1
1992-93	10-	18	.406	.688	969	34.6	1880	67.1
1993-94	18-	10	.437	.685	1065	38.0	2028	72.4
1994-95	*25-	10	.475	.693	1323	37.8	2640	75.4
1995-96	23-	6	.457	.698	1011	34.9	2036	70.2
1996-97	15-	16	.436	.665	999	32.2	1934	62.4
1997-98	10-	17	.370	.675	965	35.7	1787	66.2
1998-99	13-	15	.428	.663	985	35.2	1829	65.3
1999-00	16-	15	.437	.658	1082	34.9	1997	64.4
2000-01	8-	19	.413	.654	935	34.6	1770	65.6
2001-02	10-	18	.426	.685	1114	39.8	1943	69.4

\*Tech record



Wally Lancaster (20) combined with Bimbo Coles for 80 points in the (2 OT) win over USM in 1988.

# TEAM RECORDS

## FREE THROWS

### Game

Made: 52, vs. William & Mary, 2-16-57  
 Attempted: 63, vs. William & Mary, 2-16-57  
 Highest Percentage (min. 10 attempts): 1.000,  
 vs. North Carolina, 13 of 13, 2-17-75; (min. 20  
 attempts): .957, vs. Dayton, 22 of 23, 12-17-76  
 Lowest Percentage (min. 1 made): .125, vs. East  
 Carolina, 1 of 8, 2-18-67

### Season

Made: 576, 1994-95 team (35 games)  
 Attempted: 906 (made 535), 1953-54 team  
 (27 games)  
 Highest Percentage: .750, 1980-81 team,  
 464 of 619  
 Lowest Percentage: .572, 1948-49 team,  
 298 of 521

## REBOUNDS

### Game

Overall: 83, vs. VMI, 2-19-61  
**BIG EAST: 45, vs. St. John's, 2-16-02**  
 NCAA Tournament: 55, vs. Indiana, 3-17-67  
 NIT: 52, vs. Notre Dame, 3-25-73  
 Fewest: 15, vs. Tulane, 3-8-84

### Season

Overall: 1,461, 1959-60 team (26 games)  
**BIG EAST: 601, 2001-02 team (16 games)**  
 Highest Average: 57.4, 1958-59 team (21 games)  
 Lowest Average: 32.0, 1983-84 team (35 games)  
 Highest Margin: +13.9, 1958-59 team  
 Lowest Margin: -6.0, 1992-93 team

## ASSISTS

### Game

Overall: 31, vs. South Carolina St., 12-18-82  
**BIG EAST: 16, at Villanova, 1-30-02**  
 NCAA Tournament: 16, vs. Kentucky, 3-16-96  
 NIT: 23, vs. William & Mary, 3-17-83

### Season

Overall: 561, 1982-83 team (34 games)  
**BIG EAST: 201, 2001-02 team (16 games)**

## STEALS

### Game

Overall: 19, vs. Memphis St., 1-31-83 and  
 South Carolina, 1-12-85 and UNC  
 Asheville, 11-29-99  
**BIG EAST: 16, at Villanova, 1-17-01;  
 at West Virginia, 2-13-02**

### Season

Overall: 327, 1983-84 team  
 (35 games)  
**BIG EAST: 123, 2000-01 team  
 (16 games)**


## BLOCKED SHOTS

### Game

Overall: 15, vs. Coastal Carolina, 12-4-93  
**BIG EAST: 9, at Villanova, 1-17-01**

### Season

Overall: 160, 1987-88 team (29 games)  
**BIG EAST: 73, 2000-01 team (16 games)**



**Tech's all-time rebound leader Chris Smith helped the 1958-59 team post a school-record 57.4 rebounds per game.**

## FOULS

### Game

Overall: 39, vs. N.C. State, 12-12-70  
**BIG EAST: 31, at Georgetown, 1-13-01**  
 Disqualifications: 6, vs. N.C. State,  
 12-12-70 and Louisville, 2-10-86

### Season

Overall: 724, 1982-83 team (34 games)  
**BIG EAST: 334, 2001-02 team  
 (16 games)**  
 Disqualifications: 34, 1987-88 team

## TURNOVERS

### Game

Overall: 40, vs. Austin Peay, 12-7-74  
**BIG EAST: 30, at Boston College,  
 1-31-01**  
 Fewest: 4, vs. Memphis State, 1-8-82  
 and Florida Atlantic, 12-28-93

## TURNOVERS

### Season

Overall: 547, 1978-79 team (31 games)  
**BIG EAST: 298, 2000-01 team (16 games)**  
 Fewest: 345, 1995-96 team (29 games)  
 Best Margin: +4.8, 1987-88 team (29 games);  
 1989-90 team (31 games)  
 Worst Margin: **-6.5, 2001-02 team (27 games)**

## MISCELLANEOUS RECORDS

### Game

Biggest Victory Margin: 81, vs. Washington &  
 Lee, 105-24, 1-9-59  
 Biggest Margin of Defeat: 56, vs. Marshall,  
 113-57, 12-9-52  
 Most Overtimes: 3, vs. West Virginia, 1-26-72;  
 William & Mary, 1-21-81; West Virginia, 2-2-83  
 Most Double Figure Scorers: 7, vs. Johns  
 Hopkins, 11-30-81  
 Most Double Figure Rebounders: 4, vs. VMI,  
 3-2-62

### Season

Most Wins: 25, 1994-95 team (35 games)  
 Fewest Losses: 0, 1909-10 team (11 games)  
 Highest Won-Loss Percentage: 1.000,  
 1909-10 team, 11-0  
 Most Losses: 24, 1953-54 team (27 games)  
 Fewest Wins: 1, 1933-34 (16 games)  
 Lowest Won-Loss Percentage: .063,  
 1933-34 team, 1-15  
 Most Consecutive Wins (single season):  
 12, 1917-1918 team, 15-5  
 Most Consecutive Wins (over two seasons):  
 19, 1909-11 and 1917-19  
 Most Consecutive Losses: 18, 1954-55 team  
 Most Consecutive Winning Seasons: 12,  
 1974-86  
 Most Consecutive Losing Seasons: 18, 1923-41  
 Most Consecutive Non-Losing Seasons:  
 16, 1970-86

## LARGEST MARGIN OF VICTORY

VIRGINIA TECH		Year
81	vs. W & L (105-24)	58-59
62	vs. CCNY (113-51)	78-79
61	vs. VMI (122-61)	83-84
59	vs. Hampden-Sydney (67-8)	19-20
58	vs. VMI (118-60)	58-59
57	vs. Va. Christian (59-2)	16-17
56	vs. The Citadel (103-47)	55-56
56	at Roanoke (62-8)	10-11
56	vs. Roanoke (65-9)	10-11
56	vs. Davidson (68-12)	09-10

## OPPONENTS

56	at Marshall (57-113)	52-53
55	at West Virginia (72-127)	64-65
54	vs. Duke (53-107)	53-54
52	at EKU (43-95)	51-52
49	at West Virginia (52-101)	88-89
48	vs. Virginia (59-107)	54-55
48	at N.C. State (66-114)	50-51
46	at GWU (59-105)	52-53
45	vs. N.C. State (51-96)	53-54
44	at GWU (30-74)	39-40



# YEAR-BY-YEAR LEADERS

## POINTS

Season	Name, Position	Pts.
1956-57	Abe Coates, C	354
1957-58	Bob Ayersman, F	393
1958-59	Bob Ayersman, F	556
1959-60	Chris Smith, C	577
1960-61	Chris Smith, C	438
1961-62	Bucky Keller, G	543
1962-63	Howard Pardue, F	446
1963-64	Howard Pardue, F	472
1964-65	John Wetzel, F	330
1965-66	John Wetzel, F	445
1966-67	Glen Combs, G	577
1967-68	Glen Combs, G	522
1968-69	Chris Ellis, G	514
1969-70	Loyd King, G	430
1970-71	Loyd King, G	532
1971-72	Allan Bristow, F	650
1972-73	Allan Bristow, C	644
1973-74	Craig Lieder, F	444
1974-75	Russell Davis, F	490
1975-76	Russel Davis, F	562
1976-77	Duke Thorpe, F	453
1977-78	Ron Bell, G	441
1978-79	Dale Solomon, C	534
1979-80	Dale Solomon, F	485
1980-81	Dale Solomon, C	589
1981-82	Dale Solomon, C	528
1982-83	Perry Young, F	548
1983-84	Dell Curry, G	674
1984-85	Perry Young, F	536
1985-86	Dell Curry, G	722
1986-87	Wally Lancaster, G	462
1987-88	Bimbo Coles, G	702
1988-89	Bimbo Coles, G	717
1989-90	Bimbo Coles, G	*785
1990-91	Antony Moses, G-F	465
1991-92	Thomas Elliott, F	337
1992-93	Thomas Elliott, F	321
1993-94	Jay Purcell, G	372
1994-95	Shawn Smith, F	560
1995-96	Ace Custis, F	390
1996-97	Ace Custis, F	456
1997-98	Rolan Roberts, F	366
1998-99	Eddie Lucas, G	418
1999-00	Dennis Mims, F	412
2000-01	Brian Chase, G	297
2001-02	Brian Chase, G	317

## SCORING AVERAGE

Season	Name, Position	Avg.
1956-57	Abe Coates, C	16.1
1957-58	Bob Ayersman, F	20.7
1958-59	Bob Ayersman, F	26.5
1959-60	Chris Smith, C	22.2
1960-61	Chris Smith, C	19.9
1961-62	Bucky Keller, G	21.7
1962-63	Howard Pardue, F	18.6
1963-64	Howard Pardue, F	20.5
1964-65	John Wetzel, F	14.3
1965-66	John Wetzel, F	18.5
1966-67	Glen Combs, G	21.3
1967-68	Glen Combs, G	20.9
1968-69	Chris Ellis, G	19.7
1969-70	Loyd King, G	19.3
1970-71	Loyd King, G	21.3
1971-72	Allan Bristow, F	25.0
1972-73	Allan Bristow, C	23.9

1973-74	Craig Lieder, F	17.8
1974-75	Russell Davis, F	18.8
1975-76	Russell Davis, F	20.1
1976-77	Duke Thorpe, F	15.6
1977-78	Ron Bell, G	16.3
1978-79	Dale Solomon, C	17.8
1979-80	Dale Solomon, F	16.7
1980-81	Dale Solomon, C	21.0
1981-82	Dale Solomon, C	18.2
1982-83	Perry Young, F	16.1
1983-84	Dell Curry, G	19.3
1984-85	Perry Young, F	18.5
1985-86	Dell Curry, G	24.1
1986-87	Wally Lancaster, G	17.1
1987-88	Bimbo Coles, G	24.2
1988-89	Bimbo Coles, G	*26.6
1989-90	Bimbo Coles, G	25.3
1990-91	Antony Moses, G-F	16.0
1991-92	Thomas Elliott, F	12.0
1992-93	Thomas Elliott, F	11.9
1993-94	Jay Purcell, G	13.3
1994-95	Shawn Smith, F	16.0
1995-96	Ace Custis, F	13.4
1996-97	Ace Custis, F	14.7
1997-98	Rolan Roberts, F	13.6
1998-99	Eddie Lucas, G	14.9
1999-00	Dennis Mims, F	14.2
2000-01	Brian Chase, G	12.9
2001-02	Carlos Dixon, G-F	12.2

## FIELD GOALS MADE

Season	Name, Position	FGs
1956-57	Abe Coates, C	113
1957-58	Bob Ayersman, F	146
1958-59	Bob Ayersman, F	204
1959-60	Chris Smith, C	209
1960-61	Chris Smith, C	169
1961-62	Howard Pardue, F	220
1962-63	Howard Pardue, F	190
1963-64	Howard Pardue, F	195
1964-65	John Wetzel, F	135
1965-66	John Wetzel, F	161
1966-67	Glen Combs, G	240
1967-68	Glen Combs, G	221
1968-69	Chris Ellis, G	217
1969-70	Loyd King, G	170
1970-71	Loyd King, G	204
1971-72	Allan Bristow, F	246
1972-73	Allan Bristow, C	261
1973-74	Craig Lieder, F	168
1974-75	Russell Davis, F	189
1975-76	Russell Davis, F	209
1976-77	Duke Thorpe, F	178
1977-78	Ron Bell, G	178
1978-79	Dale Solomon, C	205
1979-80	Dale Solomon, F	194
1980-81	Dale Solomon, C	211
1981-82	Dale Solomon, C	215
1982-83	Perry Young, F	213
1983-84	Dell Curry, G	293
1984-85	Dell Curry, G	225
1985-86	Dell Curry, G	*305
1986-87	Wally Lancaster, G	166
1987-88	Bimbo Coles, G	241
1988-89	Bimbo Coles, G	249
1989-90	Bimbo Coles, G	280
1990-91	Antony Moses, G-F	179
1991-92	Thomas Elliott, F	124
1992-93	Thomas Elliott, F	112



Dale Solomon is the last player to lead Virginia Tech in scoring four straight seasons.

1993-94	Ace Custis, F	127
1994-95	Ace Custis, F	215
1995-96	Ace Custis, F	155
1996-97	Ace Custis, F	163
1997-98	Rolan Roberts, F	143
1998-99	Rolan Roberts, F	151
1999-00	Dennis Mims, F	160
2000-01	Carlos Dixon, G	97
2001-02	Terry Taylor, C	110

## FIELD GOAL PERCENTAGE

Season	Name, Position	FG%
1956-57	Larry Hemmings, F	.410
1957-58	Chris Smith, C	.515
1958-59	Chris Smith, C	.502
1959-60	Chris Smith, C	.487
1960-61	Chris Smith, C	.506
1961-62	Frank Alvis, G	.500
1962-63	Frank Alvis, G	.481
1963-64	John Wetzel, F	.481
1964-65	John Wetzel, F	.521
1965-66	Ted Ware, F	.522
1966-67	Ted Ware, C	.556
1967-68	Glen Combs, G	.501
1968-69	Dan Wetzel, C	.467
1969-70	Loyd King, G	.455
1970-71	Charlie Lipscomb, C	.490
1971-72	Randy Minix, G	.514
1972-73	Craig Lieder, F	.530
1973-74	Duke Thorpe, F	.543
1974-75	Duke Thorpe, F	.546
1975-76	Duke Thorpe, F	*.657
1976-77	Duke Thorpe, F	.603
1977-78	Tic Price, F	.529
1978-79	Dale Solomon, C	.566
1979-80	Dale Solomon, F	.564
1980-81	Dale Solomon, C	.549
1981-82	Dale Solomon, C	.592
1982-83	Bobby Beecher, C	.570
1983-84	Perry Young, F	.570
1984-85	Al Young, G	.538
1985-86	Dell Curry, G	.529
1986-87	Roy Brow, C	.515
1987-88	Greg Brink, F-C	.537
1988-89	Eric Sanders, C	.488

1989-90	David Herbster, C	.481
1990-91	Thomas Elliott, F	.505
1991-92	Erik Wilson, C	.474
1992-93	Shawn Smith, C	.486
1993-94	Ace Custis, F	.523
1994-95	Shawn Good, G	.537
1995-96	Ace Custis, F	.506
1996-97	Keefe Matthews, C	.468
1997-98	Rolan Roberts, F	.534
1998-99	Rolan Roberts, F	.472
1999-00	Dennis Mims, F	.526
2000-01	Mibindo Dongo, F	.556
2001-02	Terry Taylor, C	.534

## FREE THROWS MADE

Season	Name, Position	FTs
1956-57	Abe Coates, C	128
1957-58	Bob Ayersman, F	101
1958-59	Bob Ayersman, F	148
1959-60	Chris Smith, C	159
1960-61	Bob Ayersman, F	105
1961-62	Bucky Keller, G	169
1962-63	Berry Benfield, C	85
1963-64	Paul Long, G	87
1964-65	John Wetzel, F	64
1965-66	John Wetzel, F	123
1966-67	Glen Combs, G	96
1967-68	Wayne Mallard, G	90
1968-69	Dan Wetzel, C	82
1969-70	Loyd King, G	90
1970-71	Allan Bristow, F	140
1971-72	Allan Bristow, F	158
1972-73	Allan Bristow, C	122
1973-74	Craig Lieder, F	107
1974-75	Russell Davis, F	112
1975-76	Russell Davis, F	144
1976-77	Phil Thieneman, F	98
1977-78	Ron Bell, G	85
1978-79	Dale Solomon, C	124
1979-80	Wayne Robinson, C	114
1980-81	Dale Solomon, C	167
1981-82	Dale Solomon, C	98
1982-83	Perry Young, F	122
1983-84	Perry Young, F	162
1984-85	Perry Young, F	122
1985-86	Dell Curry, G	112
1986-87	Bimbo Coles, G	78
1987-88	Bimbo Coles, G	*200
1988-89	Bimbo Coles, G	157
1989-90	Bimbo Coles, G	158
1990-91	Rod Wheeler, G	109
1991-92	Thomas Elliott, F	60
1992-93	Thomas Elliott, F	86
1993-94	Shawn Smith, F	80
1994-95	Shawn Smith, F	137
1995-96	Shawn Smith, F	100
1996-97	Ace Custis, F	119
1997-98	Rolan Roberts, F	74
1998-99	Rolan Roberts, F	83
1999-00	Dennis Mims, F	92
2000-01	Bryant Matthews, F	64
2001-02	Terry Taylor, C	91

## FREE THROW PERCENTAGE

Season	Name, Position	FT%
1956-57	Dave Kuhn, F	.790
1957-58	Earl Gilbert, G	.760
1958-59	Bob Ayersman, F	.755
1959-60	Lewis Mills, G	.784
1960-61	Lee Melear, G	.823
1961-62	Bucky Keller, G	.820

Continued on following page



**Forward Perry Young led the Hokies in many statistical categories during the 1980s.**

## FREE THROW PERCENTAGE

1962-63	Howard Pardue, F	.825
1963-64	Howard Pardue, F	.872
1964-65	Mickey McDade, G	.756
1965-66	John Wetzel, F	.866
1966-67	Glen Combs, G	.800
1967-68	Wayne Mallard, G	.818
1968-69	Chris Ellis, G	.816
1969-70	Tom Trice, F	.754
1970-71	Loyd King, G	.825
1971-72	Craig Lieder, F	.776
1972-73	Craig Lieder, F	.817
1973-74	Craig Lieder, F	.823
1974-75	Russell Davis, F	.836
1975-76	Russell Davis, F	.778
1976-77	Phil Thieneman, F	*916
1977-78	Les Henson, F	.727
1978-79	Les Henson, F	.821
1979-80	Wayne Robinson, C	.781
1980-81	Dale Solomon, C	.852
1981-82	Jeff Schneider, G	.810
1982-83	Bobby Beecher, C	.913
1983-84	Bobby Beecher, F	.774
1984-85	Dell Curry, G	.758
1985-86	Bobby Beecher, F	.800
1986-87	Tim Anderson, F	.731
1987-88	Wally Lancaster, G	.742
1988-89	Wally Lancaster, G	.797
1989-90	Rod Wheeler, G	.779
1990-91	Rod Wheeler, G	.826
1991-92	Thomas Elliott, F	.723
1992-93	Jim Jackson, F	.782
1993-94	Jim Jackson, F	.802
1994-95	David Jackson, F	.798
1995-96	D. Watlington, G	.815
1996-97	Troy Manns, G	.791
1997-98	Brendan Dunlop, G	.767

## REBOUNDS

Season	Name, Position	Rebs.
1956-57	Abe Coates, C	314
1957-58	Chris Smith, C	222
1958-59	Chris Smith, C	429
1959-60	Chris Smith, C	*495
1960-61	Chris Smith, C	362
1961-62	Howard Pardue, F	265
1962-63	Howard Pardue, F	232
1963-64	Howard Pardue, F	204
1964-65	Bob King, C	190
1965-66	John Wetzel, F	212
1966-67	Ken Talley, C	301
1967-68	Ted Ware, C	230
1968-69	Dan Wetzel, C	224
1969-70	Charlie Lipscomb, C	229
1970-71	Allan Bristow, F	327
1971-72	Allan Bristow, F	348
1972-73	Allan Bristow, C	312
1973-74	Craig Lieder, F	202
1974-75	Kyle McKee, C	221
1975-76	Russell Davis, F	210
1976-77	Duke Thorpe, F	240
1977-78	Wayne Robinson, C	249
1978-79	Wayne Robinson, F	283
1979-80	Wayne Robinson, C	238
1980-81	Calvin Oldham, F	225
1981-82	Calvin Oldham, F	226
1982-83	Bobby Beecher, C	209
1983-84	Perry Young, F	234
1984-85	Perry Young, F	215
1985-86	Bobby Beecher, F	246
1986-87	Tim Anderson, F	249
1987-88	Greg Brink, F-C	212
1988-89	John Rivers, F	216

1989-90	John Rivers, F	216
1990-91	John Rivers, F	251
1991-92	John Rivers, F	220
1992-93	Thomas Elliott, F	186
1993-94	Ace Custis, F	255
1994-95	Ace Custis, F	369
1995-96	Ace Custis, F	275
1996-97	Ace Custis, F	278
1997-98	Rolan Roberts, F	172
1998-99	Rolan Roberts, F	164
1999-00	Dennis Mims, F	220
2000-01	Bryant Matthews, F	136
2001-02	Carlton Carter, F-C	229

## REBOUND AVERAGE

Season	Name, Position	Avg.
1956-57	Abe Coates, C	14.3
1957-58	Chris Smith, C	11.7
1958-59	Chris Smith, C	*20.4
1959-60	Chris Smith, C	19.0
1960-61	Chris Smith, C	16.5
1961-62	Howard Pardue, F	10.6
1962-63	Howard Pardue, F	9.7
1963-64	Howard Pardue, F	8.9
1964-65	Bob King, C	8.6
1965-66	John Wetzel, F	8.8
1966-67	Ken Talley, C	11.1
1967-68	Ted Ware, C	9.2
1968-69	Dan Wetzel, C	8.6
1969-70	Charlie Lipscomb, C	10.4
1970-71	Allan Bristow, F	13.1
1971-72	Allan Bristow, F	13.4
1972-73	Allan Bristow, C	11.6
1973-74	Craig Lieder, F	8.1
1974-75	Kyle McKee, C	8.5
1975-76	Russell Davis, F	7.5
1976-77	Duke Thorpe, F	8.3
1977-78	Wayne Robinson, C	9.2
1978-79	Wayne Robinson, F	9.1
1979-80	Wayne Robinson, C	8.2


## RECORDS BY CLASS

	Freshman	Sophomore	Junior	Senior
Points	534 Dale Solomon, 1978-79	702 Bimbo Coles, 1987-88	717 Bimbo Coles, 1988-89	785 Bimbo Coles, 1989-90
Scoring Average	20.7 Bob Ayersman, 1957-58	26.5 Bob Ayersman, 1958-59	26.6 Bimbo Coles, 1988-89	25.3 Bimbo Coles, 1989-90
FG Made	205 Dale Solomon, 1978-79	293 Dell Curry, 1983-84	249 Bimbo Coles, 1988-89	305 Dell Curry, 1985-86
FG Attempted	417 Dell Curry, 1982-83	561 Dell Curry, 1983-84	561 Wally Lancaster, 1987-88	693 Bimbo Coles, 1989-90
FG Percentage	.570 Bobby Beecher, 1982-83	.564 Dale Solomon, 1979-80	.669 Duke Thorpe, 1975-76	.603 Duke Thorpe, 1976-77
FT Made	124 Dale Solomon, 1978-79	200 Bimbo Coles, 1987-88	167 Dale Solomon, 1980-81	169 Bucky Keller, 1961-62
FT Attempted	163 Dale Solomon, 1978-79	297 Bill Matthews, 1953-54	240 Perry Young, 1983-84	214 Bimbo Coles, 1989-90
FT Percentage	.913 Bobby Beecher, 1982-83	.844 Paul Long, 1963-64	.852 Dale Solomon, 1980-81	.916 Phil Thieneman, 1976-77
Rebounds	255 Ace Custis, 1993-94	429 Chris Smith, 1958-59	495 Chris Smith, 1959-60	362 Chris Smith, 1960-61
Rebound Average	11.7 Chris Smith, 1957-58	20.4 Chris Smith, 1958-59	19.0 Chris Smith, 1959-60	16.5 Chris Smith, 1960-61
Fouls	110 Bobby Beecher, 1982-83	117 Bobby Beecher, 1983-84	111 Les Henson, 1978-79	101 Bobby Beecher, 1985-86
Disqualifications	5 by four players	9 Wayne Robinson, 1977-78	9 Charlie Lipscomb, 1970-71 Tic Price, 1977-78	9 Dan Wetzel, 1968-69
Assists	112 Bimbo Coles, 1986-87	172 Bimbo Coles, 1987-88	141 Bimbo Coles, 1988-89	192 Dave Sensibaugh, 1975-76
Blocked Shots	60 Rolan Roberts, 1997-98	58 Dennis Mims, 1999-00	86 Roy Brow, 1986-87	100 Roy Brow, 1987-88
Steals	58 Dell Curry, 1982-83	89 Dell Curry, 1983-84	69 Dell Curry, 1984-85	79 Dell Curry, 1985-86
Games Played	34 Bobby Beecher, 1982-83	35 by three players	35 by six players	34 Reggie Steppe, 1982-83
Minutes Played	1024 Dell Curry, 1982-83	1254 Ace Custis, 1994-95	1297 Damon Watlington, 1994-95 Shawn Good, 1994-95	1166 Bimbo Coles, 1989-90

1980-81	Calvin Oldham, F	8.0
1981-82	Calvin Oldham, F	7.3
1982-83	Bobby Beecher, C	6.1
1983-84	Perry Young, F	6.7
1984-85	Perry Young, F	7.4
1985-86	Bobby Beecher, F	7.9
1986-87	Tim Anderson, F	8.9
1987-88	Greg Brink, F-C	7.3
1988-89	John Rivers, F	7.7
1989-90	John Rivers, F	7.0
1990-91	John Rivers, F	9.0
1991-92	John Rivers, F	8.1
1992-93	Thomas Elliott, F	6.9
1993-94	Ace Custis, F	9.1
1994-95	Ace Custis, F	10.5
1995-96	Ace Custis, F	9.5
1996-97	Ace Custis, F	9.0
1997-98	Rolan Roberts, F	6.4
1998-99	Rolan Roberts, F	5.9
1999-00	Dennis Mims, F	7.6
2000-01	Carlton Carter, C	6.2
2001-02	Carlton Carter, C	8.2

## ASSISTS

Season	Name, Position	Asts.
1979-80	Dexter Reid, G	93
1980-81	Jeff Schneider, G	70
1981-82	Jeff Schneider, G	120
1982-83	Al Young, G	138
1983-84	Al Young, G	134
1984-85	Al Young, G	118
1985-86	Dell Curry, G	113
1986-87	Bimbo Coles, G	112
1987-88	Bimbo Coles, G	172
1988-89	Bimbo Coles, G	141
1989-90	Bimbo Coles, G	122
1990-91	Rod Wheeler, G	91
1991-92	Jay Purcell, G	119
1992-93	Jay Purcell, G	101
1993-94	Jay Purcell, G	91
1994-95	D. Watlington, G	108
	Shawn Good, G	108
1995-96	Shawn Smith, F	81
1996-97	Troy Manns, G	138
1997-98	Jenis Grindstaff, G	94



Carlton Carter



## Brendan Dunlop

1998-99	Brendan Dunlop, G	111
1999-00	Brendan Dunlop, G	103
2000-01	Carlos Dixon, G	77
2001-02	Carlos Dixon, G	74

## BLOCKED SHOTS

Season	Name, Position	Blks.
1979-80	Wayne Robinson, C	42
1980-81	Calvin Oldham, C	19
1981-82	Dale Solomon, F	16
1982-83	Bobby Beecher, C	56
1983-84	Bobby Beecher, C	44
1984-85	Roy Brow, C	34
1985-86	Bobby Beecher, C	42
1986-87	Roy Brow, C	86
1987-88	Roy Brow, C	*100
1988-89	Eric Sanders, F	18
1989-90	John Rivers, F	25
1990-91	Jimmy Carruth, C	55
1991-92	Jimmy Carruth, C	42
1992-93	Jimmy Carruth, C	49
1993-94	Jimmy Carruth, C	68
1994-95	Shawn Smith, F	33
1995-96	Ace Custis, F	30
1996-97	Ace Custis, F	22
1997-98	Rolan Roberts, F	60
1998-99	Rolan Roberts, F	57
1999-00	Dennis Mims, F	58
2000-01	Carlton Carter, C	29
2001-02	Carlton Carter, C	45

## STEALS

Season	Name, Position	Stls.
1979-80	Reggie Steppe, G	33
1980-81	Reggie Steppe, G	58
1981-82	Reggie Steppe, G	63
1982-83	Dell Curry, G	58
1983-84	Dell Curry, G	*89
1984-85	Al Young, G	71
1985-86	Dell Curry, G	79
1986-87	Tim Anderson, F	51
1987-88	Bimbo Coles, G	60
1988-89	Bimbo Coles, G	52
1989-90	Bimbo Coles, G	70
1990-91	Rod Wheeler, G	52
1991-92	Jay Purcell, G	43
1992-93	Jay Purcell, G	41
1993-94	Ace Custis, F	43
1994-95	Shawn Good, G	56
1995-96	Ace Custis, F	50
1996-97	Ace Custis, F	53
1997-98	Brendan Dunlop, G	40
1998-99	Brendan Dunlop, G	38
	Rolan Roberts, F	38
1999-00	Brendan Dunlop, G	43
2000-01	Carlos Dixon, G	47
2001-02	Carlos Dixon, G	38

\*Tech record  
All players must meet NCAA minimums

## TOP TEN 1948-2002

### POINTS SCORED

Season	Player	Points
1 -	Bimbo Coles (1989-90)	785
2 -	Dell Curry (1985-86)	722
3 -	Bimbo Coles (1988-89)	717
4 -	Bimbo Coles (1987-88)	702
5 -	Wally Lancaster (1987-88)	679
6 -	Dell Curry (1983-84)	674
7 -	Allan Bristow (1971-72)	650
8 -	Allan Bristow (1972-73)	644
9 -	Perry Young (1983-84)	640
10 -	Sumner Tilson (1950-51)	589
	Dale Solomon (1980-81)	589

Career	Player	Points
1 -	Bimbo Coles (1986-90)	2484
2 -	Dell Curry (1982-86)	2389
3 -	Dale Solomon (1978-82)	2136
4 -	Perry Young (1981-85)	1899
5 -	Allan Bristow (1970-73)	1804
6 -	Bob Ayersman (1957-61)	1782
7 -	Ace Custis (1993-97)	1706
8 -	Wally Lancaster (1986-89)	1696
9 -	Bill Matthews (1952-56)	1652
10 -	Chris Smith (1957-61)	1635

### SCORING AVERAGE

Season	Player	Average
1 -	Bimbo Coles (1988-89)	26.6
2 -	Bob Ayersman (1958-59)	26.5
3 -	Bimbo Coles (1989-90)	25.3
4 -	Allan Bristow (1971-72)	25.0
5 -	Bimbo Coles (1987-88)	24.2
6 -	Dell Curry (1985-86)	24.1
7 -	Allan Bristow (1972-73)	23.9
8 -	Wally Lancaster (1987-88)	23.4
9 -	Chris Smith (1959-60)	22.2
10 -	Bucky Keller (1961-62)	21.7

Career	Player	Average
1 -	Allan Bristow (1970-73)	23.1
2 -	Bimbo Coles (1986-90)	21.6
3 -	Wally Lancaster (1986-89)	20.7
4 -	Bob Ayersman (1957-61)	20.5
5 -	Howard Pardue (1961-64)	20.0
6 -	Russell Davis (1974-76)	19.5
7 -	Dell Curry (1982-86)	18.9
8 -	Chris Smith (1957-61)	18.6
9 -	Dale Solomon (1978-82)	18.4
10 -	Bucky Keller (1959-62)	18.2

### FIELD GOALS MADE

Season	Player	Goals
1 -	Dell Curry (1985-86)	305
2 -	Dell Curry (1983-84)	293
3 -	Bimbo Coles (1989-90)	280
4 -	Allan Bristow (1972-73)	261
5 -	Bimbo Coles (1988-89)	249
6 -	Allan Bristow (1971-72)	246
7 -	Bimbo Coles (1987-88)	241
8 -	Glen Combs (1966-67)	240
9 -	Perry Young (1983-84)	239
	Wally Lancaster (1987-88)	239

Career	Player	Goals
1 -	Dell Curry (1982-86)	1021
2 -	Bimbo Coles (1986-90)	871
3 -	Dale Solomon (1978-82)	825
4 -	Perry Young (1981-85)	722
5 -	Allan Bristow (1970-73)	692
6 -	Bob Ayersman (1957-61)	660
	Ace Custis (1993-97)	660
8 -	Bobby Beecher (1982-86)	640
9 -	Chris Smith (1957-61)	619
10 -	Bill Matthews (1952-56)	606

### FIELD GOAL PERCENTAGE

Season	Player	Percentage
1 -	Duke Thorpe (1975-76)	.657
2 -	Duke Thorpe (1976-77)	.603
3 -	Dale Solomon (1981-82)	.592
4 -	Bobby Beecher (1982-83)	.570
	Perry Young (1983-84)	.570
6 -	Al Young (1983-84)	.568
7 -	Dale Solomon (1978-79)	.566
8 -	Dale Solomon (1979-80)	.564
9 -	Ted Ware (1965-66)	.556
10 -	Dale Solomon (1981-82)	.549

Career	Player	Percentage
1 -	Duke Thorpe (1973-77)	.600
2 -	Dale Solomon (1978-82)	.567
3 -	Al Young (1981-85)	.548
4 -	Calvin Oldham (1980-82)	.532
5 -	Russell Davis (1974-76)	.525
6 -	Ted Ware (1965-68)	.524
7 -	Wayne Robinson (1976-80)	.517
	Les Henson (1976-80)	.517
	Perry Young (1981-85)	.517
10 -	Bobby Beecher (1982-86)	.516

### FREE THROWS MADE

Season	Player	Made
1 -	Bimbo Coles (1987-88)	200
2 -	Sumner Tilson (1950-51)	191
3 -	Bucky Keller (1961-62)	169
4 -	Dale Solomon (1980-81)	167
5 -	Perry Young (1983-84)	162
6 -	Chris Smith (1959-60)	159
7 -	Allan Bristow (1971-72)	158
	Bimbo Coles (1989-90)	158
9 -	Bimbo Coles (1988-89)	157
10 -	Sumner Tilson (1949-50)	150

Career	Player	Made
1 -	Bimbo Coles (1986-90)	593
2 -	Dale Solomon (1978-82)	486
3 -	Bob Ayersman (1957-61)	462
4 -	Perry Young (1981-85)	455
5 -	Bill Matthews (1952-56)	440
6 -	Allan Bristow (1970-73)	420
7 -	Chris Smith (1957-61)	398
8 -	Sumner Tilson (1948-51)	386
9 -	Shawn Smith (1992-96)	379
10 -	Ace Custis (1993-97)	364

### FREE THROW PERCENTAGE

Season (Min. 60 attempts)	Player	Percentage
1 -	Phil Thieneman (1976-77)	.916
2 -	Bobby Beecher (1982-83)	.913
3 -	Howard Pardue (1963-64)	.872
4 -	John Wetzel (1965-66)	.866
5 -	Eddie Lucas (1998-99)	.855
6 -	Dale Solomon (1980-81)	.852
7 -	Dell Curry (1982-83)	.850
8 -	Paul Long (1963-64)	.844
9 -	Russell Davis (1974-75)	.836
10 -	Rod Wheeler (1990-91)	.826

Career	Player	Percentage
1 -	Phil Thieneman (1974-77)	.842
2 -	Howard Pardue (1961-64)	.827
3 -	Eddie Lucas (1997-99)	.817
4 -	Craig Lieder (1971-74)	.811
5 -	Bobby Beecher (1982-86)	.807
	<b>Brian Chase (2000-02)</b>	<b>.807</b>
7 -	Russell Davis (1974-76)	.803
8 -	John Wetzel (1963-66)	.799
9 -	Lloyd King (1968-71)	.794
10 -	Lee Melear (1960-63)	.789
	Dell Curry (1982-86)	.787

### REBOUNDS

Season	Player	Rebounds
1 -	Chris Smith (1959-60)	495
2 -	Bill Matthews (1954-55)	470
3 -	Chris Smith (1958-59)	429
4 -	Bill Matthews (1955-56)	370
5 -	Ace Custis (1994-95)	369
6 -	Chris Smith (1960-61)	362
7 -	Allan Bristow (1971-72)	348
8 -	Bill Matthews (1953-54)	327
	Allan Bristow (1970-71)	327
10 -	Abe Coates (1956-57)	314

Career	Player	Rebounds
1 -	Chris Smith (1957-61)	1508
2 -	Bill Matthews (1952-56)	1379
3 -	Ace Custis (1993-97)	1177
4 -	Allan Bristow (1970-73)	987
5 -	John Rivers (1988-92)	903
6 -	Dale Solomon (1978-82)	856
7 -	Wayne Robinson (1976-80)	852
8 -	Bobby Beecher (1982-86)	797
9 -	Perry Young (1981-85)	779
10 -	Duke Thorpe (1973-77)	756

### REBOUND AVERAGE


Season	Player	Average
1 -	Chris Smith (1958-59)	20.4
2 -	Chris Smith (1959-60)	19.0
3 -	Bill Matthews (1954-55)	18.8
4 -	Chris Smith (1960-61)	16.5
5 -	Bill Matthews (1955-56)	14.8
6 -	Abe Coates (1956-57)	14.3
7 -	Allan Bristow (1971-72)	13.4
8 -	Allan Bristow (1970-71)	13.1
9 -	Bill Matthews (1953-54)	12.1
10 -	Chris Smith (1957-58)	11.7

Career	Player	Average
1 -	Chris Smith (1957-61)	17.1
2 -	Bill Matthews (1952-56)	13.8
3 -	Allan Bristow (1970-73)	12.7
4 -	Howard Pardue (1961-64)	9.7
5 -	Ace Custis (1993-97)	9.5
6 -	Charlie Lipscomb (1969-72)	9.4
7 -	Barry Benfield (1961-64)	8.9
8 -	Bob Ayersman (1957-61)	8.5
9 -	Ted Ware (1965-68)	8.3
10 -	John Rivers (1988-92)	7.9


### ASSISTS

Career	Player	Assists
1 -	Bimbo Coles (1986-90)	547
2 -	Al Young (1981-85)	468
3 -	Dell Curry (1982-86)	407
4 -	Jay Purcell (1990-94)	369
5 -	Brendan Dunlap (1996-00)	329
6 -	Shawn Good (1993-96)	316
7 -	Perry Young (1981-85)	311
8 -	Damon Watlington (1993-96)	277
9 -	Jeff Schneider (1978-82)	276
10 -	Reggie Steppe (1979-83)	274

Season	Player	Assists
1 -	Bimbo Coles (1987-88)	172
2 -	Bimbo Coles (1988-89)	141
3 -	Troy Manns (1996-97)	138
4 -	Al Young (1982-83)	138
5 -	Al Young (1983-84)	134
6 -	Dexter Reid (1977-78)	123
7 -	Bimbo Coles (1989-90)	122
8 -	Jeff Schneider (1981-82)	120
9 -	Jay Purcell (1991-92)	119
10 -	Al Young (1984-85)	118



**Duke Thorpe (above) is the Tech all-time leader in field goal percentage, while Chris Smith is Tech's all-time leader in rebounds and rebound average.**



### STEALS

Season	Player	Steals
1 -	Dell Curry (1983-84)	89
2 -	Dell Curry (1985-86)	79
3 -	Al Young (1984-85)	71
4 -	Bimbo Coles (1989-90)	70
5 -	Dell Curry (1984-85)	69
6 -	Reggie Steppe (1981-82)	63
7 -	Bimbo Coles (1987-88)	60
8 -	Dell Curry (1982-83)	58
9 -	Reggie Steppe (1980-81)	58
10 -	Les Henson (1978-79)	58

Career	Player	Steals
1 -	Dell Curry (1982-86)	295
2 -	Bimbo Coles (1986-90)	216
3 -	Al Young (1981-85)	201
4 -	Ace Custis (1994-97)	199
5 -	Reggie Steppe (1979-83)	197
6 -	Bobby Beecher (1982-86)	146
7 -	Perry Young (1981-85)	143
8 -	Shawn Good (1993-96)	141
9 -	Jay Purcell (1990-94)	140
10 -	Keith Colbert (1982-86)	129

### BLOCKED SHOTS

Season	Player	Blocked Shots
1 -	Roy Brow (1987-88)	100
2 -	Roy Brow (1986-87)	86
3 -	Jimmy Carruth (1993-94)	68
4 -	Rolan Roberts (1997-98)	60
5 -	Rolan Roberts (1998-99)	57
6 -	Bobby Beecher (1982-83)	56
7 -	Rolan Roberts (1999-2000)	50
8 -	Jimmy Carruth (1992-93)	49
9 -	Bobby Beecher (1983-84)	44
10 -	Wayne Robinson (1977-78)	44

Career	Player	Blocked Shots
1 -	Roy Brow (1984-88)	251
2 -	Jimmy Carruth (1990-94)	194
3 -	Bobby Beecher (1982-86)	170
4 -	Rolan Roberts (1997-00)	167
5 -	Wayne Robinson (1976-80)	119
6 -	Les Henson (1976-80)	109
7 -	John Rivers (1988-92)	108
8 -	Dennis Mims (1998-00)	107
9 -	Ace Custis (1994-97)	90
10 -	Russ Wheeler (1996-00)	81



# FOR THE RECORD

## TOP TEAM PERFORMANCES VS. TECH

Most Points: 133, by So. Mississippi, 2-6-88  
 Most Points in a Half: 69, West Virginia, 2-20-65  
 Fewest Points in a Half: 4, Washington & Lee, 1-9-59  
 Field Goals Attempted: 115, Houston, 3-2-68  
 Field Goals Made: 53, Houston, 3-2-68; So. Mississippi, 1-16-88  
 Highest Percentage: .679, St. Bonaventure, 38 of 56, 1-8-77  
 Highest Percentage (Half): .857 William & Mary, 12 of 14, 2-8-82  
 Lowest Percentage: .176, Washington & Lee, 9 of 51, 1-9-59  
 Lowest Percentage (Half): .059, Washington & Lee, 1 of 17, 1-9-59  
 3-PT Field Goals Attempted: **36, Wisconsin-Milwaukee, 12-8-01**  
 3-PT Field Goals Made: 15, La Salle, 3-1-00  
 3-PT Percentage (min. 8 attempts): .875, M. Tennessee St., 7 of 8, 11-21-87  
 (min. 10 attempts): .727, Liberty, 8 of 11, 2-24-92  
 Free Throws Attempted: 61, N.C. State, 12-12-70  
 Free Throws Made: 42, N.C. State, 12-12-70  
 Highest Percentage (min. 10 attempts): .960, St. Bonaventure, 24 of 25, 2-6-80  
 Lowest Percentage (min. 1 made): .111, James Madison, 1 of 9, 12-28-84  
 Rebounds: 79, Houston, 3-2-68  
 Assists: 39, So. Mississippi, 1-16-88  
 Steals: 19, Tulane, 2-9-91  
 Blocked Shots: 15, by Georgetown, 12-20-88  
 Turnovers: 37, Buffalo St., 11-25-78; VMI, 12-17-83  
 Fouls: 36, George Mason, 12-4-91

**Allan Bristow holds the Tech record for most points scored in a game, with 52 against GW in 1973.**

## TOP INDIVIDUAL PERFORMANCES VS. TECH

Points: 51, Elvin Hayes of Houston, 3-2-68  
 Field Goals Attempted: 41, Elvin Hayes of Houston, 3-2-68  
 Field Goals Made: 23, Elvin Hayes of Houston, 3-2-68  
 Field Goal Percentage (min. 10 attempts): .917, Chancellor Nichols of James Madison, 11 of 12, 11-28-90  
 3-PT Field Goals Attempted: 15, John White of So. Mississippi, 2-6-88 & Darius Rice, Miami, 1-10-01  
 3-PT Field Goals Made: 7, Darius Rice, Miami, 1-10-01  
 3-PT Percentage (min. 6 attempts): 1.000, Chris Rainey of Middle Tennessee St., 6 of 6, 11-21-87; Donnie Carr of La Salle, 3-1-00  
 Free Throws Attempted: 20 (made 15), Byron Irving of Missouri, 1-16-89  
 Free Throws Made: 17, Derrick Chevious of Missouri, 12-16-87  
 Free Throws Percentage (min. 10 attempts): 1.000, Jimmy Pitts of Georgia, 14 of 14, 1-29-64; Bernard Royster of Old Dominion, 14 of 14, 11-29-86  
 Rebounds: 31, Mack Isner of West Virginia, 2-14-52  
 Assists: 15, Steve Williams of Florida, 1-20-73  
 Steals: 9, Andre Turner of Memphis St., 2-27-86  
 Blocked Shots: 8, shared by four players  
 Turnovers: 13, Curt Reppart of VMI, 11-30-74

**Bimbo Coles (12) scored 40 or more points in a game four times during his career.**



## TOP SCORING PERFORMANCES

### TECH

Pts.	Player	Where	When
52	Allan Bristow vs. Geo. Washington	Cassell Coliseum	2-21-73
51	Bimbo Coles vs. So. Miss (2OT)	Cassell Coliseum	2-6-88
47	Bob Ayersman vs. Richmond	War Memorial Hall	2-10-59
46	Bill Matthews vs. The Citadel	War Memorial Hall	2-23-56
43	Bimbo Coles vs. Virginia (OT)	Richmond Coliseum	1-25-89
42	Bimbo Coles vs. So. Miss	Cassell Coliseum	2-4-89
	Bimbo Coles vs. Rutgers	Honolulu, Hawaii	12-27-90
41	Chris Smith vs. VMI (OT)	Lexington, Va.	1-19-60
	Dell Curry vs. Cincinnati (2OT)	Riverfront Coliseum	1-18-86
40	Dave Kuhn vs. Furman	Greenville, S.C.	12-15-56
	Lloyd King vs. N.C. State (OT)	Raleigh, N.C.	12-12-70

### OPPONENT

Pts.	Player	Where	When
51	Elvin Hayes of Houston	Houston, Texas	3-2-68
46	Darrell Floyd of Furman	Greenville, S.C.	12-10-55
44	George Bryant of Eastern Ky.	Richmond, Ky.	1-20-71
	Joe Petcovich of Geo. Washington	War Memorial Hall	2-14-55
43	Darrell Floyd of Furman	Richmond, Va.	3-1-56
42	Derrick Chevious of Missouri	Columbia, Mo.	12-16-87
41	Will Robinson of West Virginia (3OT)	Morgantown, W. Va.	1-26-72
	Aaron Stewart of Richmond (2OT)	Richmond, Va.	2-19-73
	John White of So. Miss. (2OT)	Cassell Coliseum	2-6-88

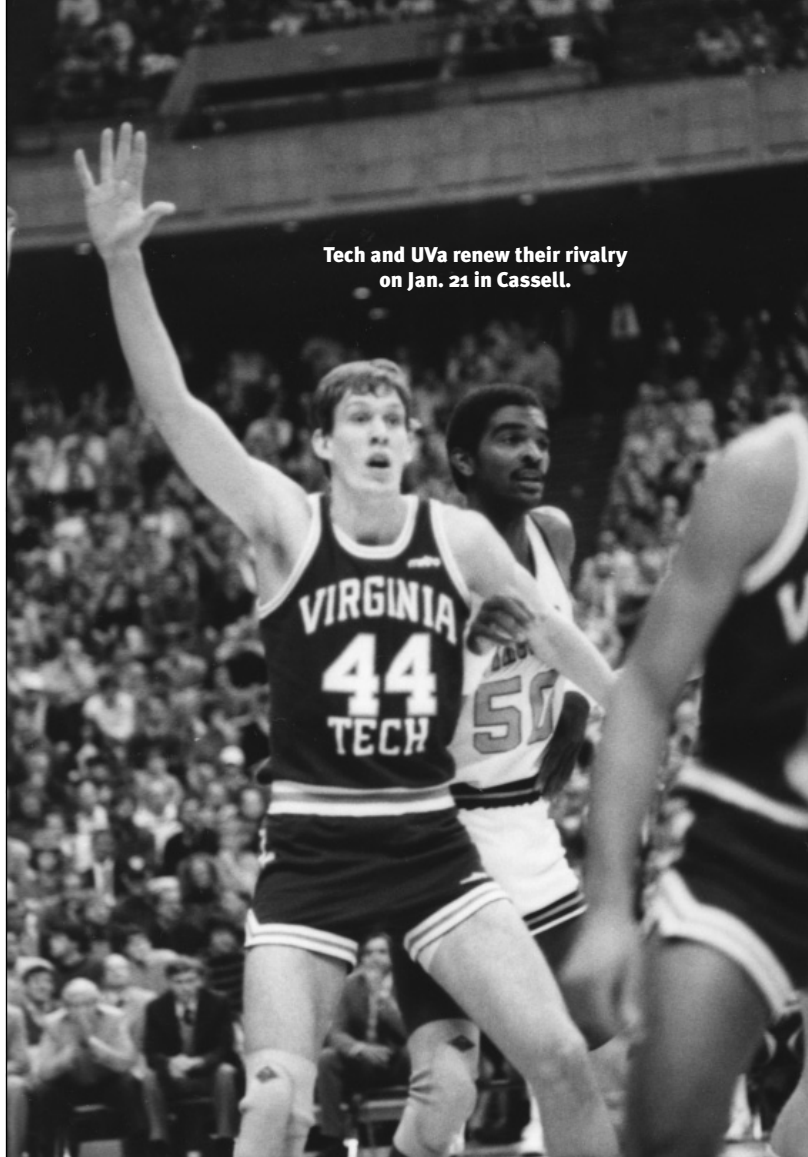


Virginia Tech celebrates a home win over St. John's in 2001.

Tech Record			First	Last	VT at Home	
W	L		Met	Played	W	L
<b>BIG EAST TEAMS</b>						
2	3	Boston College .....	1981	01-02	1	1
0	4	Connecticut .....	2001	01-02	0	2
3	7	Georgetown .....	1915	00-01	1	1
1	3	Miami .....	2001	01-02	1	1
1	1	Notre Dame .....	1973	00-01	0	1
3	3	Providence .....	1982	01-02	1	1
3	2	Pittsburgh .....	1964	00-01	2	0
3	1	Rutgers .....	1954	01-02	1	0
2	4	St. John's .....	1914	01-02	1	1
0	2	Seton Hall .....	1955	01-02	0	1
2	2	Syracuse .....	1975	01-02	1	0
0	7	Villanova .....	1968	01-02	0	4
27	45	<b>West Virginia .....</b>	<b>1921</b>	<b>01-02</b>	<b>15</b>	<b>13</b>
<b>OTHERS MET SINCE 1950</b>						
1	0	Akron .....	1975	75-76	1	0
5	9	Alabama .....	1928	89-90	3	2
3	2	American U. ....	1938	85-86	0	0
5	1	Appalachian State .....	1969	82-83	4	1
1	0	Arkansas-Little Rock .....	1978	77-78	1	0
1	1	Army .....	1969	76-77	1	0
2	5	Auburn .....	1920	99-00	2	0
1	0	Augusta .....	1982	82-83	1	0
1	0	Austin Peay .....	1974	74-75	0	0
2	0	Baptist College (Charleston) .....	1976	87-88	2	0
1	1	Baylor .....	1960	68-69	0	0
2	0	Birmingham Southern .....	1976	76-77	2	0
1	1	Bowling Green .....	1967	68-69	1	0
0	1	Brigham Young .....	1967	67-68	0	0
1	0	Brown .....	1977	77-78	1	0
1	0	Bucknell .....	1969	69-70	1	0
1	0	Buffalo State .....	1978	78-79	1	0
1	0	Campbell .....	1979	79-80	1	0
2	0	Canisius .....	1978	94-95	1	0
0	1	California .....	1991	91-92	0	0
1	0	Centenary .....	1958	58-59	0	0
1	0	Chaminade .....	1985	85-86	0	0
5	1	Univ. of Charleston .....	1922	83-84	4	1
1	0	Charleston Baptist .....	1976	76-77	1	0
18	12	Cincinnati .....	1979	90-91	10	3
17	2	Citadel .....	1921	65-66	9	1
1	0	CCNY .....	1979	78-79	1	0
8	5	Clemson .....	1925	94-95	5	2
4	0	Coastal Carolina .....	1993	98-99	4	0
0	1	Colorado .....	1996	96-97	0	0
1	0	Coppin St. ....	1985	85-86	1	0
0	1	Colorado .....	1996	96-97	0	0

Tech Record			First	Last	VT at Home	
W	L		Met	Played	W	L
1	0	Coppin St. ....	1985	85-86	1	0
0	1	Creighton .....	1989	89-90	0	0
20	19	Davidson .....	1910	71-72	11	9
8	5	Dayton .....	1960	99-00	5	0
2	2	Delaware .....	1920	78-79	0	0
1	0	Delaware State .....	1994	94-95	1	0
1	1	DePaul .....	1975	75-76	1	0
4	30	Duke .....	1912	77-78	3	6
7	5	Duquesne .....	1950	99-00	5	0
12	3	<b>East Carolina .....</b>	<b>1962</b>	<b>01-02</b>	<b>11</b>	<b>0</b>
13	3	East Tennessee State .....	1959	00-01	9	1
6	6	Eastern Kentucky .....	1950	74-75	5	0
11	7	Elon .....	1914	00-01	10	5
2	0	Fairfield .....	1973	00-01	0	0
2	0	Fairleigh Dickinson .....	1975	76-77	2	0
5	4	Florida .....	1961	91-92	2	0
3	0	Florida Atlantic .....	1993	94-95	2	0
1	1	Florida International .....	1993	93-94	0	1
15	18	<b>Florida State .....</b>	<b>1968</b>	<b>01-02</b>	<b>9</b>	<b>5</b>
9	0	Fordham .....	1982	99-00	4	0
1	0	Fredonia State .....	1983	82-83	1	0
13	12	Furman .....	1925	64-65	8	4
1	1	George Mason .....	1991	91-92	1	0
35	35	George Washington .....	1921	99-00	23	8
1	4	Georgia .....	1963	96-97	1	2
5	0	Georgia Southern .....	1971	96-97	5	0
4	1	Georgia Tech .....	1921	83-84	2	0
4	0	Guilford .....	1913	55-56	3	0
21	10	Hampden-Sydney .....	1910	51-52	16	5
1	0	Hawaii-Hilo .....	1996	96-97	0	0
1	1	High Point .....	1952	00-01	1	0
1	2	Houston .....	1968	73-74	1	0
1	0	Idaho State .....	1967	67-68	0	0
0	2	Illinois .....	1994	96-97	0	0
1	0	Illinois State .....	1999	99-00	0	0
1	2	Indiana .....	1967	79-80	0	0
0	1	Indiana State .....	1979	78-79	0	0
1	0	Iowa State .....	1984	84-85	0	0
4	1	Jacksonville .....	1976	86-87	1	0
8	4	James Madison .....	1978	90-91	5	1
2	0	Johns Hopkins .....	1980	81-82	2	0
2	0	Kent State .....	1970	71-72	1	0
1	3	Kentucky .....	1924	95-96	0	0
5	5	La Salle .....	1996	99-00	3	1
1	1	Lenoir-Rhyne .....	1922	54-55	1	0
12	2	Liberty .....	1979	00-01	7	2

Tech Record			First	Last	VT at Home	
W	L		Met	Played	W	L
1	0	LSU .....	1963	63-64	1	0
0	1	Louisiana Tech .....	1958	58-59	0	0
8	28	Louisville .....	1979	94-95	3	12
4	0	Loyola of Baltimore .....	1967	71-72	4	0
1	0	Marietta .....	1976	76-77	1	0
4	5	Marquette .....	1976	94-95	1	3
8	9	Marshall .....	1922	90-91	4	4
4	23	Maryland .....	1926	90-91	2	9
3	0	Maryland-Eastern Shore .....	1982	84-85	3	0
2	5	Massachusetts .....	1965	99-00	1	3
12	17	Memphis State .....	1976	90-91	9	4
1	0	Mercer .....	1974	73-74	1	0
1	1	Miami (Ohio) .....	1979	85-86	0	0
<b>0</b>	<b>4</b>	<b>Michigan .....</b>	<b>1974</b>	<b>91-92</b>	<b>0</b>	<b>0</b>
0	1	Middle Tenn. St. ....	1987	87-88	0	0
1	1	Mississippi .....	1979	81-82	0	0
6	1	Mississippi State .....	1959	81-82	4	0
0	2	Missouri .....	1987	88-89	0	1
1	0	Montana State .....	1994	94-95	0	0
1	0	Morehead State .....	1975	75-76	1	0
<b>2</b>	<b>0</b>	<b>Morgan State .....</b>	<b>1985</b>	<b>92-93</b>	<b>2</b>	<b>0</b>
2	0	Mount St. Mary's .....	2000	01-02	1	0
2	3	Navy .....	1914	63-64	1	0
1	0	Nebraska .....	1994	94-95	0	0
1	0	New Hampshire .....	1977	77-78	1	0
2	0	New Mexico .....	1941	72-73	1	0
1	0	New Mexico State .....	1994	94-95	1	0
2	0	New Orleans .....	1979	79-80	1	0
1	1	New York University .....	1961	67-68	1	0
10	53	North Carolina .....	1912	97-98	4	15
3	0	North Carolina A&T .....	1983	85-86	3	0
4	0	UNC Asheville .....	1989	99-00	3	0
8	6	UNC Charlotte .....	1988	99-00	4	1
3	0	UNC Greensboro .....	1993	96-97	3	0
9	28	North Carolina State .....	1915	83-84	3	9
3	0	Northern Illinois .....	1973	76-77	2	0
1	0	Ohio Northern .....	1977	77-78	1	0
4	0	Ohio State .....	1972	76-77	2	0
6	2	Ohio University .....	1967	79-80	3	0
1	0	Ohio Wesleyan .....	1977	77-78	1	0
0	1	Oklahoma .....	1982	82-83	0	0
1	2	Oklahoma City .....	1965	75-76	1	0
12	5	Old Dominion .....	1972	01-02	7	0
1	3	Oral Roberts .....	1974	77-78	0	2
1	0	Oregon .....	1975	75-76	0	0
4	0	Penn State .....	1921	78-79	1	0
2	0	Purdue .....	1965	66-67	1	0
1	3	Quantico .....	1946	50-51	1	0
3	1	Radford .....	1988	01-02	3	1
4	5	Rhode Island .....	1955	01-02	1	2
0	1	Rice .....	1962	62-63	0	0
67	38	Richmond .....	1915	91-92	35	11
1	0	Rider .....	1984	84-85	1	0
24	10	Roanoke College .....	1911	51-52	18	3
<b>8</b>	<b>5</b>	<b>St. Bonaventure .....</b>	<b>1973</b>	<b>99-00</b>	<b>4</b>	<b>1</b>
0	1	St. Francis (Pa.) .....	1950	50-51	0	0
3	2	St. Joseph's .....	1996	99-00	3	0
7	0	St. Louis .....	1978	81-82	3	0
2	0	Samford .....	1978	78-79	1	0
1	0	San Francisco .....	1989	89-90	0	0
1	0	San Francisco St. ....	1987	86-87	1	0
2	2	Sewanee (U. of South) .....	1928	75-76	2	2
1	0	South Alabama .....	1984	83-84	0	0
13	18	South Carolina .....	1951	97-98	9	3
2	0	South Carolina State .....	1982	84-85	2	0
4	4	South Florida .....	1992	94-95	2	1
2	0	Southern California .....	1985	87-88	1	0
13	17	Southern Mississippi .....	1983	94-95	8	4
1	0	Southwestern (Tx.) .....	1973	73-74	0	0
2	0	Louisiana-Lafayette .....	1984	99-00	0	0
1	0	Spring Hill .....	1958	58-59	0	0
1	0	Stanford .....	1972	72-73	0	0
1	0	Tampa .....	1970	70-71	0	0
0	9	Temple .....	1966	99-00	0	2
8	2	Tennessee .....	1911	94-95	7	1
0	2	Tennessee-Chattanooga .....	1923	00-01	0	0
1	0	Tennessee-Martin .....	1997	97-98	1	0
1	0	Tennessee State .....	1986	86-87	1	0
1	0	Tennessee Tech .....	1959	59-60	0	0



Tech and UVa renew their rivalry on Jan. 21 in Cassell.

Tech Record			First	Last	VT at Home	
W	L		Met	Played	W	L
1	2	Texas A&M .....	1965	80-81	0	1
1	0	Texas-Arlington .....	1969	68-69	1	0
2	0	Texas Christian .....	1994	94-95	1	0
1	0	Texas Tech .....	1982	82-83	0	0
1	0	Texas Wesleyan .....	1977	76-77	1	0
<b>4</b>	<b>4</b>	<b>Toledo .....</b>	<b>1960</b>	<b>73-74</b>	<b>3</b>	<b>0</b>
<b>1</b>	<b>0</b>	<b>Towson .....</b>	<b>1983</b>	<b>83-84</b>	<b>1</b>	<b>0</b>
18	15	Tulane .....	1957	94-95	9	3
1	0	Upsala .....	1978	77-78	1	0
5	2	Vanderbilt .....	1923	77-78	2	0
1	0	Vermont .....	1974	74-75	1	0
<b>44</b>	<b>72</b>	<b>Virginia .....</b>	<b>1915</b>	<b>01-02</b>	<b>21</b>	<b>14</b>
10	10	Virginia Commonwealth .....	1978	94-95	4	2
<b>83</b>	<b>42</b>	<b>VMI .....</b>	<b>1909</b>	<b>01-02</b>	<b>48</b>	<b>10</b>
20	24	Wake Forest .....	1912	98-99	16	7
1	0	Washington .....	1974	74-75	0	0
35	54	Washington & Lee .....	1909	58-59	19	18
0	1	Weber State .....	1973	73-74	0	0
1	0	Western Carolina .....	1992	92-93	1	0
2	1	Western Kentucky .....	1980	85-86	1	0
<b>0</b>	<b>2</b>	<b>Western Michigan .....</b>	<b>1976</b>	<b>01-02</b>	<b>0</b>	<b>1</b>
1	0	Wichita .....	1966	65-66	0	0
<b>73</b>	<b>40</b>	<b>William &amp; Mary .....</b>	<b>1917</b>	<b>00-01</b>	<b>44</b>	<b>11</b>
1	0	Winthrop .....	1998	98-99	1	0
1	0	Wisconsin-Green Bay .....	1996	95-96	0	0
1	1	Wisconsin-Milwaukee .....	1977	01-02	1	0
<b>1</b>	<b>0</b>	<b>Wofford .....</b>	<b>1988</b>	<b>88-89</b>	<b>1</b>	<b>0</b>
2	0	Wright State .....	1995	95-96	0	0
4	8	Xavier .....	1993	99-00	3	3
0	1	Yale .....	1967	67-68	0	0

2002-2003 opponents in bold type.

## TWO NIT CHAMPIONSHIPS

### HIGHLIGHT TECH'S EXCITING POSTSEASON PLAY

Guided by Coach Bill Foster, Virginia Tech basketball hit the jackpot in 1995 and 1996 with a championship run in the National Invitation Tournament and an appearance in the NCAA.

The players and coaches of the 1994-95 team cemented their names in Hokie basketball lore in one of the most dramatic NITs of all time.

Tech won the title, defeating Marquette in overtime, 65-64, on two free throws by Shawn Smith with 0.7 of a second left. Other starters on that great Tech team were Ace Custis, Travis Jackson, Damon Watlington and Shawn Good and key reserves were David Jackson and Myron Guillory.

Marquette had come from four points behind to take the lead at 64-63 on Anthony Pieper's driving layup with 18.3 seconds left.

That set up the final play for Tech. Smith spun to the basket and took an eight-footer. Golden Eagle Faisal Abraham fouled him on the left elbow and body.

Smith calmly sank the first free throw to tie it. After Marquette called a timeout, Smith made the second.

Fans at Madison Square Garden rushed on the court. Smith ran into the stands to give his father a bear hug. Blacksburg went wild as students and townspeople stormed the downtown area to hail their heroes.

Tech had reached the championship game by defeating Clemson, 62-54;

Providence, 91-78; New Mexico State, 64-61; and Canisius, 71-59. That Tech team finished with 25 victories, the most in school history.

The next season, Tech qualified for the NCAA Tournament. Drawing a disappointing ninth seed, Tech was placed in the same bracket with power-packed Kentucky.

The Hokies beat Wisconsin-Green Bay in the first round at Dallas, Texas, 61-48, as Good led the way with 25 points. The Hokies, however, lost in the second round to eventual national champion Kentucky, 84-60.

That Tech team finished with a 23-6 record, one of the best marks in school history.

In all, Tech has made 14 postseason appearances,

compiling an overall record of 22-12.

Tech's NIT title in 1995 was the second for the Hokies. Tech also won the crown at Madison Square Garden in 1973 in strikingly similar fashion.

Tech guard Bobby Stevens hit a jumper at the buzzer in overtime to propel the Hokies to a 92-91 victory over the Fighting Irish of Notre Dame and the NIT title. The victory was a highlight of the championship series in which Tech won four games by a total of five points, including a first-round victory over nationally ranked New Mexico, 65-63, on national television.

Tech's first postseason appearance came in 1966, when the Hokies lost to Temple, 88-73, in the NIT's

opening round.

A year later, Tech made its first NCAA Tournament appearance, advancing to the finals of the Mideast Regional with wins against Toledo and Indiana University. The Hokies fell just short of the Final Four when they dropped a heart-breaking 71-66 overtime decision to Dayton.

In the 1980 Mideast Regional, Tech made headlines with its amazing first-round comeback victory against homestanding Western Kentucky. The Hokies trailed 48-30 at the half, but rallied to take an 89-85 overtime win. In the second round against Indiana and Isiah Thomas, Tech came close to an upset. The Hokies trailed by only three points with less than five minutes to go, but fell, 68-59.



**A last-second shot by Bobby Stevens (far right) gave Tech a 92-91 overtime victory over Notre Dame in the 1993 NIT Championship game.**





**Bobby Stevens is hoisted to the shoulders of Tech fans after hitting the shot that beat Notre Dame in the 1973 NIT finals.**



**Shawn Smith calmly sank two free throws to tie and then win the NIT title game at Madison Square Garden in 1995.**

## GAME-BY-GAME POSTSEASON APPEARANCES

Date	Opponent	Site	Result
3/10/66 (NIT)	Temple	New York, N.Y.	73-88
3/11/67 (NCAA)	Toledo	Lexington, Ky.	82-76
3/17/67	Indiana	Evanston, Ill.	79-70
3/18/67	Dayton	Evanston, Ill.	66-71 (ot)
3/18/73 (NIT)	New Mexico	New York, N.Y.	65-63
3/22/73	Fairfield	New York, N.Y.	77-76
3/24/73	Alabama	New York, N.Y.	74-73
3/25/73	Notre Dame	New York, N.Y.	92-91 (ot)
3/13/76 (NCAA)	Western Michigan	South Bend, Ind.	67-77 (ot)
3/9/77 (NIT)	Georgetown	Blacksburg, Va.	83-79
3/14/77	Alabama	New York, N.Y.	72-79
3/9/79 (NCAA)	Jacksonville	Lawrence, Kan.	70-53
3/11/79	Indiana State	Lawrence, Kan.	69-86
3/7/80 (NCAA)	Western Kentucky	Bowling Green, Ky.	89-85 (ot)
3/9/80	Indiana	Bowling Green, Ky.	59-68
3/12/82 (NIT)	Fordham	Blacksburg, Va.	69-58
3/15/82	Mississippi	Oxford, Miss.	61-50
3/18/82	Georgia	Athens, Ga.	73-90
3/17/83 (NIT)	William & Mary	Blacksburg, Va.	85-79
3/21/83	South Carolina	Columbia, S.C.	68-75
3/15/84 (NIT)	Georgia Tech	Blacksburg, Va.	77-74
3/18/84	South Alabama	Greensboro, N.C.	68-66
3/23/84	Tennessee	Blacksburg, Va.	72-68
3/26/84	Michigan	New York, N.Y.	75-78
3/28/84	Southwestern La.	New York, N.Y.	71-70
3/14/85 (NCAA)	Temple	Hartford, Conn.	57-60
3/13/86 (NCAA)	Villanova	Baton Rouge, La.	62-71
3/17/95 (NIT)	Clemson	Blacksburg, Va.	62-54
3/20/95	Providence	Providence, R.I.	91-78
3/22/95	New Mexico State	Blacksburg, Va.	64-61
3/27/95	Canisius	New York, N.Y.	71-59
3/29/95	Marquette	New York, N.Y.	65-64 (ot)
3/14/96 (NCAA)	Wisconsin-Green Bay	Dallas, Texas	61-48
3/16/96	Kentucky	Dallas, Texas	60-84

### Overall Record In Postseason: 22-12

NIT: 17-5

NCAA: 5-7

Home: 7-0

The Hokies made it back to the NIT in 1982. Tech advanced into the quarterfinals with impressive wins against Fordham and Mississippi before finally losing to Georgia and high-flying All-American Dominique Wilkins.

In 1983, Tech opened NIT play at home against William & Mary, winning 85-79, then lost on the road at the University of South Carolina by a 75-68 count.

Tech also had the good fortune of opening the 1984 NIT at Cassell Coliseum against Georgia Tech of the Atlantic Coast Conference. The Hokies prevailed, 77-74, behind 19-point performances from Dell Curry and Perry Young. A last-second tip-in by point guard Al Young sparked the Hokies to a 68-66 win against South Alabama at Greensboro, N.C. The Hokies then returned home where they rode a 27-

point outing by Curry to a victory against Tennessee, 72-68.

In the semifinals at Madison Square Garden, it took a last-minute comeback by eventual champion Michigan to beat Tech, 78-75. The Hokies bounced back two days later to nail down third place with a 71-70 victory over Southwestern Louisiana.

In 1985, the Hokies took a 20-8 regular season record

and a second-place Metro Conference finish into the NCAA Tournament. Tech bowed out in the first round, losing 60-57 to Temple.

In 1986, the Hokies were eliminated in the first round of the Metro Tournament. Despite the defeat, they received a bid to the NCAA Tournament behind the strength of their 22-8 record. Tech was defeated in the first round by Villanova, 71-62.



# VIRGINIA TECH SPORTS HALL OF FAME

THE VIRGINIA TECH SPORTS HALL OF FAME WAS ORGANIZED IN 1982 TO HONOR PERSONS WHO HAVE MADE GREAT CONTRIBUTIONS TO ATHLETICS AT THE UNIVERSITY. SINCE ITS INCEPTION, A TOTAL OF 111 PEOPLE HAVE BEEN ENSHRINED, INCLUDING 18 PLAYERS WHO WERE PICKED PRIMARILY FOR THEIR CONTRIBUTIONS IN BASKETBALL.

## CHRIS SMITH

A brilliant basketball center from 1958 through 1961, Smith was one of the nation's leading rebounders three years in a row. He still holds all of Tech's major rebounding records and is regarded by many as the greatest basketball player in school history. Smith is a charter member who was inducted in 1982.

## ALLAN BRISTOW

A scrappy forward who paced the Hokies to the National Invitation Tournament championship in 1973. Bristow scored in double figures during every game of his Tech career and still holds the Hokies' single-game scoring mark of 52 points. After 10 years as a player in the NBA, Bristow went into coaching, including a stint as the head coach of the NBA Charlotte Hornets. He was inducted in 1984.

## JOHN WETZEL

A swingman who was always at his best in the clutch, Wetzel led Tech to its first-ever national postseason tournament in 1966. He enjoyed a 10-year NBA playing career and has been in the pro coaching ranks

since 1979. Wetzel was inducted in 1985.

## HARRY BUSHKAR

A fine scorer and playmaker, Bushkar capped his career by being named All-Southern Conference in 1945-46. He was tabbed Virginia's Player of the Year that season and made the SC All-Tournament Team. Bushkar was captain of the 1944, '45 and '46 Tech teams. He was inducted in 1986.

## GEORGE PARRISH

One of Tech's first big-name stars, Parrish earned All-South honors in both basketball and football during a career that extended from 1916 to 1920. Parrish was regarded by many as the best center in southern basketball in 1919 when he scored 320 of the Hokies' 766 points. He was inducted in 1986.

## GLEN COMBS

Still rated one of the best long-range shooters in school history, Combs helped the 1967 Tech team to the finals of the NCAA Mideast Regional, where an overtime loss to Dayton cost the Hokies a spot in the Final Four. Combs, who averaged 17.9 points over his three

varsity seasons at Tech, went on to enjoy a seven-year career in the ABA. He was inducted in 1987.

## LEE MELEAR

Although he starred in both basketball and baseball, Melear may be best remembered for his 24-point performance against Kentucky in 1962 when the Hokies handed legendary Adolph Rupp the only season-opening home loss of his career at UK. Melear, who averaged in double-figure scoring all three of his varsity seasons, was inducted in 1989.

## BOB AYERSMAN

A hot-shooting forward from 1957-61, Ayersman made the All-Southern Conference team two years in a row. He still ranks sixth in career scoring at Tech and his 26.5 scoring average in 1958-59 still stands as the second-best in school history. Ayersman was inducted in 1990.

## LEWIS MILLS

A point guard deluxe, Mills was the captain of the Hokies in 1959-60 and helped that team post the school's first 20-win basketball season. He

entered the coaching field after graduating from Tech and served as the head basketball coach at the University of Richmond from 1963 until 1973. Mills, who also spent 12 years in athletic administration at VCU, was inducted in 1991.

## EARL (BUS) HALL

The Southern Conference's leading scorer in 1932, Hall was a unanimous choice for the all-conference team that year. Nicknamed "The Princeton Phantom," he was a complete player who excelled as a floor leader, dribbler and passer, as well as a scorer. Hall was inducted in 1992.

## HOWARD PARDUE


One of the greatest shooters in school history, Pardue played on Tech teams in the early 1960s. He finished with a career scoring average of 20 points and was named to the All-Southern Conference team three years in a row and twice was named to the Southern's all-tournament team. He was inducted in 1992.

## BUCKY KELLER

A 6-3 swingman who led Tech to glory in the early 1960s, Keller finished his Tech career with an overall scoring




Chris Smith



Allan Bristow



John Wetzel



Harry Bushkar



George Parrish



Glen Combs



**Lee Melear**



**Bob Ayersman**




**Lewis Mills**



**Earl (Bus) Hall**



**Howard Pardue**



**Bucky Keller**

average of 18.2 per game. He averaged 15.0 on a 1959-60 team that went 20-6, posted a 17.6 scoring mark in 1960-61 when the Hokies were 15-7 and averaged 21.7 in 1961-62 when Tech finished 19-6. Keller died in 1977. He was inducted into the Hall of Fame in 1993.

**BILL MATTHEWS**

Matthews had a tremendous impact on Tech athletics in a 35-year career as a basketball player, a coach of three sports and an administrator. A bulky center, he ranks second only to Chris Smith in all-time rebounding for the Hokies. Matthews had a career average of 13.8 rebounds per game and in 1954-55 had a sensational seasonal average of 18.8. He was the Virginia Player of the Year in 1955-56. Matthews was inducted in 1993.

**DALE SOLOMON**

A dynamic center, Solomon burst on the Virginia Tech basketball scene in a big way during his freshman year in 1978-79. He sparked Tech to its only Metro Conference Tournament championship and was named the tourney's MVP. He went on to become the first

player to make All-Metro four years in a row. In 1990, he was chosen on the Metro's decade team of the 1980s. Solomon tallied a career total of 2,136 points and ranks third behind Bimbo Coles and Dell Curry on the Hokies' all-time scoring list. He was inducted in 1994.

**DELL CURRY**

This silky-smooth outside shooter scored a Tech record 1,021 field goals and tallied a total of 2,389 points. He ranks second on the Hokies' all-time scoring list behind Bimbo Coles and holds the school career record for steals with 295. Curry, who helped the Hokies to four postseason tournaments, posted 115 double-figure scoring games on the way to a career scoring average of 18.9. He was a first-round draft pick of the NBA's Utah Jazz in 1986 and is now retired after a long and successful NBA career. Curry was inducted in 1996.

**LOYD KING**

A mixture of good ball-handling skills, leaping ability and a keen eye for long range jumpers helped make King one of the best guards to play for the Hokies. He was the

captain and leading scorer for Tech's cage teams in 1969-70 and 1970-71. He averaged 19.3 points per game as a junior and carried a 21.3-point scoring average as a senior. During his last two years, he reached double-figure scoring in 45 of 47 games, including the last 23 in a row. King finished his Tech career with 1,248 points and a 17.1 scoring average. He went on to play in the American Basketball Association and French Professional League. King was inducted in 1998.

**TED WARE**

Ted Ware, whose rebounding and defense were vital ingredients for the Hokies during his three varsity seasons in the 1960s, had the distinction of playing an important role on Tech's first-ever NIT team in 1966 and also on the Hokies' first-ever NCAA Tournament squad in 1967. The 6-5 forward was Tech's second-leading scorer as a sophomore in 1965-66 with a 14.6 average. During the 1966-67 season, he shot 55.6 percent from the field for the season, which was a school record at the time. As a senior in 1967-68, Ware

posted a team-high 9.2 rebounding average. Ware's overall 52.4 field-goal percentage was a Tech career record at the time. In 1968, he was selected to the 10-man Academic All-America Basketball Team chosen by the nation's sports information directors. Ware was inducted in 1999.

**BIMBO COLES**

Vernell "Bimbo" Coles played a leading role at point guard for the 1988 U.S. Olympic team, which won a bronze medal in Seoul, Korea. He capped his collegiate career as the leading scorer in both Virginia Tech and Metro Conference basketball history.

Coles' jersey, No. 12, was officially retired just prior to his final home game against Memphis State on March 3, 1990. He was inducted in 2000.

**PAUL DEAR, LEO BURKE AND MEL HENRY**


Although these three players were chosen for the Hall of Fame primarily for their excellence in other sports, they also made outstanding contributions in basketball.



**Bill Matthews**



**Dale Solomon**




**Dell Curry**



**Loyd King**




**Ted Ware**



**Bimbo Coles**

## Bimbo Coles


12



After dazzling Virginia Tech fans for four years, guard Bimbo Coles became the second Tech men's basketball player to have his jersey retired when the university honored him in a ceremony prior to his last home game on March 3, 1990. Coles finished his collegiate career as the leading all-time scorer in school and Metro Conference history and also set an all-time scoring mark for Division I players in the state of Virginia. He scored a total of 2,484 points during his four seasons and became the first player in Metro Conference history to lead the league in scoring three consecutive years. Coles burst on the national scene when he made the U. S. Olympic team in 1988. He played a leading role at point guard for that team which won the bronze medal in Seoul, Korea. Coles was a second-round pick of the Sacramento Kings in the 1990 NBA draft and currently is a prominent player for the Cleveland Cavaliers.

## Ace Custis

20



Ace Custis, one of the most popular athletes in Virginia Tech history, became the third men's basketball player to have his jersey retired when his career ended in 1997. Custis became the third player in Tech basketball to surpass the 1,000-mark in both points and rebounds. He finished with 1,706 points and 1,777 rebounds, joining Hall of Famers Chris Smith and Bill Matthews in that category. Ace made the all-conference team in two different leagues during his time at Tech. He was All-Metro Conference as a sophomore and was selected to the All-Atlantic 10 team his junior and senior seasons. During his senior year, he was a finalist in voting for the Boost/Naismith Award which goes to the National Player of the Year. Custis now plays professionally overseas.

## Dell Curry

30



All-American guard Dell Curry, who helped Virginia Tech to four postseason tournaments, became the first Hokie basketball player ever to have his jersey retired when the university honored him in a ceremony before his last home game on March 1, 1986. Curry was a three-time All-Metro Conference choice for the Hokies and was named the Metro's Player of the Year in 1986 after leading the league with a 24.1 scoring average. He finished his Tech career with 2,389 points, which was a school record at the time. Curry earned first-team All-America honors from *The Basketball News*, second-team recognition from the Associated Press and the Basketball Writers of America, and third-team honors from United Press International and the Helms Foundation. During the summers of 1984 and 1985, the 6-5 sharpshooter played on U. S. All-Star teams that competed abroad in Jones Cup play. Following his senior season, Curry was a first-round draft pick of the NBA's Utah Jazz.

## Allan Bristow

44




Allan Bristow, a scrappy forward who paced the Hokies to the National Invitation Tournament championship in 1973, became the fourth Virginia Tech basketball player to have his jersey retired. Bristow scored in double figures during every game of his Tech career and still holds the Hokies' single-game scoring mark of 52 points. He finished as Tech's all-time scoring leader in 1973 with 1,804 points and still stands fifth on the list. He holds Tech records for career scoring average, most points in a game, consecutive double-figure scoring games and most field goals in a game. After 10 years as a player in the NBA, Bristow went into coaching, including a stint as the head coach of the NBA Charlotte Hornets. His jersey was retired on Oct. 17, 1998, at the Temple homecoming football game, commemorating the 25th anniversary of the 1973 NIT team.

## Hokies Drafted by the NBA, ABA

Year	Name	Round	Team	Pick	Year	Name	Round	Team	Pick
1961	Chris Smith	2nd	Syracuse	5th in 2nd	1977	Ernest Wansley	6th	Washington	17th in 6th
1962	Bucky Keller	6th	Los Angeles	8th in 6th	1978	Ron Bell	6th	Cleveland	13th in 6th
1966	John Wetzel	8th	Los Angeles	7th in 8th	1979	Marshall Ashford	5th	Washington	20th in 5th
1967	Ron Perry	12th	Minnesota (ABA)		1980	Wayne Robinson	2nd	Los Angeles	8th in 2nd
1968	Glen Combs	5th	San Diego	1st in 5th	1980	Les Henson	7th	Boston	last player in 7th
		8th	Dallas (ABA)		1982	Dale Solomon	3rd	Philadelphia	22nd in 3rd
1969	Chris Ellis	5th	Chicago	5th in 5th	1982	Jeff Schneider	5th	Houston	15th in 5th
		6th	Kentucky (ABA)		1985	Perry Young	3rd	Portland	14th in 3rd
1971	Loyd King	15th	Milwaukee	8th in 15th	1985	Al Young	7th	San Antonio	13th in 7th
		7th	Memphis (ABA)		1986	Dell Curry	1st	Utah	15th in 1st
1973	Allan Bristow	2nd	Philadelphia	3rd in 2nd (19th)	1986	Keith Colbert	3rd	Philadelphia	9th in 3rd
		1st	Virginia (ABA)		1986	Bobby Beecher	4th	Sacramento	21st in 4th
1976	Larry Cooke	3rd	Atlanta	12th in 3rd	1990	Bimbo Coles	2nd	Sacramento	40th overall
1976	Russell Davis	6th	Detroit	4th in 6th	1999	Eddie Lucas	2nd	Utah	58th overall

# 94 CAGE SEASONS

## A YEAR-BY-YEAR LOOK AT TECH'S RECORDS, COACHES AND CAPTAINS



**Coach Chuck Noe (r) and team captain Lewis Mills guided Tech to its first 20-win season in 1959-60.**

Year	Coach	Record	Captain
1908-09	R. M. Brown	4- 2	J. L. Hughes
09-10	Branch Boccock	11- 0	F.H. Legge
10-11	Branch Boccock	11- 1	W. R. Legge
11-12	L. N. Keesling	6- 3	L. W. Reiss
12-13	Houston B. Hughes	5- 9	Houston B. Hughes
13-14	Branch Boccock	14- 5	M. C. Beckner
14-15	Branch Boccock	9- 4	J. F. Powell
15-16	Branch Boccock	12- 3	G. W. Cocke
16-17	H. P. Sanborn	17- 2	C. L. Logan
17-18	Charles A. Bernier	15- 5	B. T. Cocke
1918-19	Charles A. Bernier	18- 4	Bill Wharton
19-20	Charles A. Bernier	14- 4	George F. Parrish
20-21	W. L. (Monk) Younger	19- 5	P. C. Brooks
21-22	W. L. (Monk) Younger	14- 6	C. D. Rhodes
22-23	W. L. (Monk) Younger	13- 6	C. D. Rhodes
23-24	B. C. Cabbage	5-13	E. C. Carroll
24-25	M. Buford Blair	6- 9	D. H. Rutherford
25-26	M. Buford Blair	3-10	W. A. Payne
26-27	H. B. Redd	6- 8	W. A. Payne
27-28	Bud Moore	5-11	M. N. Pearman
1928-29	I. E. Randall	4-13	Joseph M. Brown
29-30	R. S. Warren	5-14	John Ote Looney, Jr.
30-31	C. D. Rhodes	5-10	C. B. Baker
31-32	Geo. S. Proctor	8- 9	H. J. Yaggi
32-33	W. L. (Monk) Younger	5-10	E. J. Hall
33-34	W. L. (Monk) Younger	1-15	Benny Palmer
34-35	W. L. (Monk) Younger	3-16	D. T. Thomas
35-36	W. L. (Monk) Younger	5-16	Joe Mottola
36-37	W. L. (Monk) Younger	6-11	Joe Mottola
37-38	H. M. (Mac) McEver	6- 8	Charley Southern and Mel Henry
1938-39	H. M. (Mac) McEver	3-14	S. C. Power
39-40	H. M. (Mac) McEver	4-15	Keith S. Haff
40-41	H. M. (Mac) McEver	8-13	Keith S. Haff
41-42	H. M. (Mac) McEver	10-10	W. J. (Buddy) Henderson
42-43	H. M. (Mac) McEver	7- 7	Julius Rubin and Guy Crawford
43-44	H. M. (Mac) McEver	11- 4	Harry Bushkar
44-45	Geo. S. Proctor	6- 8	Harry Bushkar
45-46	Geo. S. Proctor	11- 8	Harry Bushkar
46-47	Geo. S. Proctor	13-13	Joe Ruddell
47-48	G. F. (Red) Laird	14- 9	Crennie Reed
1948-49	G. F. (Red) Laird	10-13	Bob Dickson
49-50	G. F. (Red) Laird	16- 9	Ted Bacalis and Bob Trombold
50-51	G. F. (Red) Laird	19-10	Sumner (Tex) Tilton, Dick Sayre and Gene Jones
51-52	G. F. (Red) Laird	4-16	(none)
52-53	G. F. (Red) Laird	4-19	John W. Cantrell
53-54	G. F. (Red) Laird	3-24	William B. Matthews
54-55	G. F. (Red) Laird	7-20	William B. Matthews
55-56	Charles W. (Chuck) Noe	14-11	William B. Matthews
56-57	Charles W. (Chuck) Noe	14- 8	Clayton (Abe) Coates
57-58	Charles W. (Chuck) Noe	11- 8	L. Hemmings and D. Kuhn
1958-59	Charles W. (Chuck) Noe	16- 5	Terry Penn
59-60	Charles W. (Chuck) Noe	20- 6	Lewis Mills
60-61	Charles W. (Chuck) Noe	15- 7	Chris Smith
61-62	Charles W. (Chuck) Noe	19- 6	Bucky Keller and J. Fleischman
62-63	William B. Matthews	12-12	Lee Melear and Calvin Jones
63-64	William B. Matthews	16- 7	Frank Alvis and Howard Pardue
64-65	Howard P. Shannon	13-10	Mickey McDade
65-66	Howard P. Shannon	19- 5	John Wetzel
66-67	Howard P. Shannon	20- 7	Ron Perry
67-68	Howard P. Shannon	14-11	Ted Ware
1968-69	Howard P. Shannon	14-12	Stan Kerrick
69-70	Howard P. Shannon	10-12	Loyd King

Year	Coach	Record	Captain
70-71	Howard P. Shannon	14- 11	Loyd King
71-72	Don DeVoe	16- 10	Charlie Lipscomb and Randy Minix
72-73	Don DeVoe	22- 5	Allan Bristow
73-74	Don DeVoe	13- 13	Craig Lieder
74-75	Don DeVoe	16- 10	(none)
75-76	Don DeVoe	21- 7	D. Sensibaugh and Phil Thieneman
76-77	Charles Moir	19- 10	Duke Thorpe and Phil Thieneman
77-78	Charles Moir	19- 8	Ron Bell and Sam Foggin
1978-79	Charles Moir	22- 9	Marshall Ashford and Tic Price
79-80	Charles Moir	21- 8	Wayne Robinson, Chris Scott Les Henson and John Hillenbrand
80-81	Charles Moir	15- 13	Dale Solomon
81-82	Charles Moir	20- 11	Dale Solomon
82-83	Charles Moir	23- 11	Reggie Steppe and Perry Young
83-84	Charles Moir	22- 13	John Dixon and Perry Young
84-85	Charles Moir	20- 9	Perry Young and Al Young
85-86	Charles Moir	22- 9	Dell Curry, Bobby Beecher, Keith Colbert and Dave Burgess
86-87	Charles Moir	10- 18	Phil Williams
87-88	Frankie Allen	19- 10	Tim Anderson and Bimbo Coles
1988-89	Frankie Allen	11- 17	Wally Lancaster and Bimbo Coles
89-90	Frankie Allen	13- 18	Bimbo Coles and Greg Brink
90-91	Frankie Allen	13- 16	Antony Moses and David Herbster
91-92	Bill Foster	10- 18	Erik Wilson and John Rivers
92-93	Bill Foster	10- 18	Thomas Elliott and Steve Hall
93-94	Bill Foster	18- 10	Jay Purcell and Jimmy Carruth
94-95	Bill Foster	25- 10	Game captains
95-96	Bill Foster	23- 6	Game captains
96-97	Bill Foster	15- 16	Ace Custis
97-98	Bobby Hussey	10- 17	Shawn Browne and Myron Guillory
1998-99	Bobby Hussey	13- 15	Game captains
99-00	Ricky Stokes	16- 15	Game captains
00-01	Ricky Stokes	8- 19	Carlton Carter and Brian Chase
01-02	Ricky Stokes	10- 18	Carlton Carter, Mibindo Dongo and Joe Hamilton



# YEAR-BY-YEAR RECORDS

## 1908-2002

### 1908-09 (4-2)

hW	33-26	Emory & Henry
aW	36-10	Bluefield YMCA
hW	63-6	Rand. Macon Acad.
aW	22-10	Staunton M.A.
aL	12-28	W & L
aL	9-15	VMI
	175-95	

### 1909-10 (11-0)

hW	68-12	Davidson
hW	47-12	Emory & Henry
hW	26-21	Emory & Henry
hW	60-19	Rand. Macon Acad.
aW	60-16	Hampden-Sydney
aW	45-26	Lynchburg YMCA
aW	27-15	Staunton M.A.
aW	31-18	W & L
aW	37-14	VMI
hW	42-29	W & L
hW	70-15	Hampden-Sydney
	513-197	

### 1910-11 (11-1)

hW	87-4	Rand. Macon Acad.
hW	43-22	Emory & Henry
hW	27-11	Emory & Henry
hW	65-9	Roanoke College
hW	58-20	Tennessee
aW	62-8	Roanoke College
aW	29-26	Lynchburg YMCA
aW	53-8	Hampden-Sydney
aL	26-35	Lynchburg YMCA
aL	27-20	W & L
aW	35-18	VMI
hW	42-28	W & L
	554-209	

### 1911-12 (6-3)

hW	27-12	Emory & Henry
aW	53-14	Beaver H.S.
hW	94-33	Roanoke H.S.
hW	45-15	Wake Forest
nL	18-42	W & L
hW	37-28	UNC
hL	32-37	Trinity (Duke)
aW	21-19	Wake Forest
hL	22-23	Lynchburg YMCA
	349-223	

### 1912-13 (5-9)

aW	22-19	Beaver H.S.
aL	15-54	W & L
aL	16-33	VMI
hW	36-23	Emory & Henry
hW	46-18	Roanoke College
hL	15-31	W & L
hW	36-16	Rand. Macon Acad.
hW	48-12	Beaver H.S.
aL	15-44	Guilford
aL	9-29	UNC
aL	16-23	Trinity (Duke)
aL	24-34	Durham YMCA
aL	12-21	Wake Forest
nL	16-39	Wake Forest
	326-416	

### 1913-14 (14-5)

aW	28-14	Beaver H.S.
hL	30-41	Roanoke College
hW	37-20	Maryville
aL	15-51	Navy
aW	16-15	St. John's College
aW	26-17	Mt. St. Joseph
aL	28-54	Catholic U.
aW	46-16	Episcopal H.S.

aL	17-46	W & L
hW	16-15	Guilford
hW	32-11	Guilford
hW	36-20	Elon
hW	48-25	Emory & Henry
hW	41-9	Rand. Macon Acad.
hW	21-19	W & L
hW	58-14	King College
hW	29-24	Wake Forest
nW	27-16	VMI
aL	15-26	Roanoke College
	566-453	

### 1914-15 (9-4)

hW	39-14	St. Albans
aL	21-25	Georgetown
aW	40-20	Richmond
aW	31-19	N.C. State
aL	28-29	Rich. Howitzers
hW	52-5	Daleville College
hW	43-11	Emory & Henry
hW	29-19	Trinity (Duke)
hL	16-17	Elon
hW	32-19	N.C. State
nW	22-21	VMI
hW	48-16	Rand. Macon Acad.
aL	21-39	Virginia
	422-254	

### 1915-16 (12-3)

hW	65-18	Daleville College
hW	27-24	Cardinal A.C.
hW	27-10	Tusculum
aW	53-13	Beaver H.S.
hW	62-16	Church Hill A.C.
hW	30-14	Elon
hW	35-13	Elon
nW	44-27	UNC
aL	14-30	Virginia
aW	30-27	Georgetown
aL	28-31	Gallaudet

hW	23-14	W. Va. Western
hW	30-28	Wake Forest
hW	29-16	N.C. State
hL	19-25	VMI
	516-306	

### 1916-17 (17-2)

hW	53-9	Daleville College
hW	38-11	Hampden Sydney
hW	39-10	William & Mary
aW	29-14	Hampden-Sydney
aW	37-16	Lynchburg YMCA
hW	49-18	Rand. Macon Acad.
hW	54-8	Church Hill A.C.
hW	41-12	Emory & Henry
hW	59-2	Va. Christian
hW	32-13	W.Va. Wesleyan
aW	27-18	N.C. State
aL	23-31	UNC
aW	22-20	Elon
aL	24-26	Wake Forest
aW	53-28	Roanoke YMCA
hW	44-17	Tennessee
hW	31-12	Wake Forest
hW	30-22	UNC
aW	37-22	VMI
	722-309	

### 1917-18 (15-5)

hW	70-18	Daleville College
hW	53-9	Bridgewater
hL	19-23	Hampden-Sydney
hL	20-49	Davidson
aL	29-36	Hampden-Sydney
aL	15-35	Lynchburg YMCA
hW	45-42	Emory & Henry
hL	13-14	Elon
hW	30-13	Elon
hW	60-13	Eastern College
hW	40-23	Lynchburg A.C.
aW	23-22	Lynchburg A.C.

aW	34-29	Roanoke College
aW	29-10	W & L
aW	31-26	VMI
hW	46-16	Wake Forest
hW	34-15	Tennessee
hW	61-13	Va. Christian
hW	26-23	Roanoke College
hW	29-22	VMI
	707-451	

### 1918-19 (18-4)

hW	48-20	Roanoke YMCA
hW	57-11	Bridgewater
hW	40-16	Hampden-Sydney
hW	22-18	Roanoke College
hW	55-16	Daleville College
hW	71-16	Tusculum
aW	43-29	Lynchburg A.C.
nL	19-31	VMI
hW	46-16	Elon
hW	38-15	Elon
nW	37-15	W & L
aW	18-16	Catholic U.
aL	22-31	Georgetown
aL	24-28	Gallaudet
hW	20-17	Davidson
hW	31-18	Wake Forest
hL	13-14	Wake Forest
hW	28-22	UNC
nW	32-14	UNC
hW	37-20	VMI
nW	35-23	W & L
nW	30-24	VMI
	766-450	

### 1919-20 (14-4)

hW	59-29	Daleville College
aW	58-23	Roanoke YMCA
hW	67-8	Hampden-Sydney
aL	25-31	VMI
hW	26-18	Auburn
hW	35-19	Tusculum
hW	40-9	Tusculum
hW	59-11	Bridgewater
hL	19-34	W. Va. Wesleyan
hW	23-14	VMI
aW	37-18	Lynchburg A.C.
aW	31-26	Catholic U.
aW	34-17	Johns Hopkins
aL	21-26	Delaware
aW	52-37	Church Hill A.C.
nW	42-17	N.C. State
nW	27-15	W & L
nL	26-28	VMI
	681-380	

### 1920-21 (19-5)

hW	64-10	Daleville College
hW	25-22	Roanoke College
hW	51-5	Lynchburg College
aW	33-22	Roanoke YMCA
hW	35-7	Hampden-Sydney
hW	34-14	Roanoke College
hW	35-10	The Citadel
nW	25-9	W & L
aL	21-45	VMI
aL	26-32	Lynchburg Elks
hW	37-10	Emory & Henry
aW	31-12	Church Hill A.C.
aW	31-25	Coll. Stars B'mre.
aW	37-24	West Virginia
aW	29-23	Penn State
aL	0-2	Delaware (forf.)
aW	26-20	George Washington
hW	31-15	Georgia Tech
hW	21-18	Trinity (Duke)

## COACHING RECORDS

(Listed in order of number of victories)

Name	Seasons	W	L	Pct.	Years
Charles Moir	11	213	119	.642	1976-87
Chuck Noe	7	109	51	.681	1955-62
Howie Shannon	7	104	68	.605	1964-71
Bill Foster	6	101	78	.564	1991-97
Don DeVoe	5	88	45	.662	1971-76
G. F. (Red) Laird	8	77	120	.391	1947-55
W. L. (Monk) Younger	8	66	85	.437	1920-23; 32-37
Branch Bocock	5	57	13	.814	1909-11; 13-16
Frankie Allen	4	56	61	.479	1987-91
H.M. (Mac) McEver	7	49	71	.408	1937-44
Charles E. Bernier	3	47	13	.783	1917-20
G. S. (Gummy) Proctor	4	38	38	.500	1931-32; 44-47
<b>Ricky Stokes</b>	<b>3</b>	<b>34</b>	<b>52</b>	<b>.395</b>	<b>1999-</b>
William B. Matthews	2	28	19	.596	1962-64
Bobby Hussey	2	23	32	.418	1997-99
H.P. Sanborn	1	17	2	.895	1916-17
M. Buford Blair	2	9	19	.321	1924-26
L.N. Keesling	1	6	3	.667	1911-12
H.B. Redd	1	6	8	.429	1926-27
Houston B. Hughes	1	5	9	.357	1912-13
C.D. Rhodes	1	5	10	.333	1930-31
Bud Moore	1	5	11	.313	1927-28
B.C. Cubbage	1	5	13	.278	1923-24
R.S. Warren	1	5	14	.263	1929-30
R.M. Brown	1	4	2	.667	1908-09
I.E. Randall	1	4	13	.235	1928-29

hW 29-19 Wake Forest  
 nW 23-19 W & L  
 nW 43-12 N.C. State  
 hL 11-26 VMI  
 nL 25-27 VMI  
 723-428

**1921-22 (14-6)**

hW 27-11 Marshall  
 hW 32-25 Lynchburg College  
 hW 33-13 Western Md.  
 aL 20-30 VMI  
 hW 37-10 Roanoke Elks  
 hW 40-14 Milligan College  
 hW 26-19 Tennessee  
 aW 29-17 Lynchburg Elks  
 aL 12-24 Richmond Takola  
 aL 29-28 Catholic U.  
 aL 33-35 George Washington  
 aL 14-62 Navy  
 hW 34-20 Morris-Harvey  
 nL 32-38 W & L  
 nW 26-25 VMI  
 hW 32-20 N.C. State  
 hW 48-21 Lenoir Rhyne  
 hW 38-16 Roanoke College  
 nL 22-26 Virginia  
 hW 27-19 VMI  
 591-473

**1922-23 (13-6)**

hL 20-28 Washington College  
 aW 27-18 King College  
 hW 35-20 Elon  
 hW 28-9 Hampden-Sydney  
 aW 22-19 VMI  
 hW 41-11 Concord St. T.  
 aL 7-31 W & L  
 hW 36-12 King College  
 hW 34-27 Roanoke College  
 hW 26-25 West Va. Wesleyan  
 hW 23-19 Carson Newman  
 nW 42-16 VMI  
 hL 33-34 Trinity (Duke)  
 hL 28-29 W & L  
 hW 38-16 Western Md.  
 hL 20-21 VMI  
 nW 22-18 Virginia  
 nW 26-23 Vanderbilt  
 nL 20 23-38 Chattanooga  
 531-414

**1923-24 (5-13)**

aL 14-41 Lynchburg College  
 hL 17-21 Morris-Harvey  
 aL 11-22 VMI  
 hL 10-37 Wake Forest  
 hL 25-33 Elon  
 nL 21-33 W & L  
 nL 16-32 Virginia  
 hL 15-37 Carson Newman  
 hW 30-29 William & Mary  
 nL 15-20 VMI  
 hW 24-12 King College  
 aL 17-29 W & L  
 aW 26-22 Transylvania  
 aL 14-36 Kentucky  
 aL 37-47 Centre College  
 aL 14-29 Marshall  
 aW 34-20 Morris-Harvey  
 hW 34-20 Roanoke College  
 374-521

**1924-25 (6-9)**

hW 39-21 Concord St. T.  
 hL 32-47 Wake Forest  
 aL 29-30 VMI  
 hW 33-28 King College  
 aL 18-26 W & L  
 hW 48-21 Morris-Harvey  
 aL 32-43 Virginia  
 hL 32-37 Carson Newman  
 hW 27-18 VMI  
 hW 42-19 Elon  
 hL 20-27 W & L



**The 1908-09 team, the first Tech squad.**

hL 29-40 Davidson  
 aL 32-48 Furman  
 aW 27-13 Clemson  
 nL 13-42 UNC  
 453-460

**1925-26 (3-10)**

hL 14-16 Concord St. T.  
 hL 17-19 Maryland  
 hL 19-23 Roanoke College  
 aL 30-43 W & L  
 hL 19-34 Virginia  
 hW 20-18 VMI  
 aL 23-24 Lynchburg College  
 aW 25-24 Richmond  
 aL 24-42 Catholic U.  
 aL 14-30 Maryland  
 hW 41-20 W & L  
 hL 20-27 Carson Newman  
 aL 19-26 VMI  
 285-346

**1926-27 (6-8)**

hW 33-29 King College  
 hW 40-22 Roanoke College  
 hW 26-24 Elon  
 aL 25-34 Virginia  
 aL 30-34 Roanoke College  
 aW 33-30 VMI  
 aL 32-36 UNC  
 aL 18-31 Duke  
 aL 24-29 N.C. State  
 hW 39-15 Lynchburg College  
 hL 23-39 W & L  
 hW 26-20 VMI  
 aL 40-46 W & L  
 hL 14-27 Virginia  
 403-416

**1927-28 (5-11)**

hW 30-10 King College  
 hL 20-29 Maryland  
 hW 30-29 Lynchburg College  
 aL 24-35 W & L  
 hW 39-26 Alabama  
 aL 26-35 Virginia  
 hL 11-29 VMI  
 nL 24-47 West Virginia  
 hL 31-34 Duke  
 hL 12-38 Virginia  
 nW 36-17 W & L  
 hW 37-14 Sewanee  
 aL 22-35 VMI  
 aL 26-36 Richmond  
 aL 10-30 Maryland  
 aL 33-57 Georgetown  
 411-501

**1928-29 (4-13)**

hL 29-36 Elon  
 aL 19-42 VMI  
 hW 26-25 Virginia  
 aL 25-44 W & L  
 aL 27-33 UNC  
 aL 27-44 Duke  
 aL 13-28 Davidson  
 hW 39-29 Maryland  
 aL 25-34 Virginia  
 hW 33-23 VMI  
 nL 27-49 West Virginia  
 hL 19-41 Davidson  
 hL 17-45 W & L  
 hL 25-26 Hampden-Sydney  
 hW 22-19 Carson Newman  
 hL 32-35 Marshall  
 hL 17-36 W & L  
 422-589

**1929-30 (5-14)**

aL 17-30 Roanoke College  
 hW 43-19 Roanoke College  
 hL 17-31 N.C. State  
 hW 35-29 Emory & Henry  
 aL 21-28 Virginia  
 aL 27-44 Maryland  
 hW 34-31 Virginia  
 hL 30-31 Elon  
 hW 39-35 VMI  
 hL 21-30 UNC  
 hL 23-27 Sewanee  
 hL 20-38 Davidson  
 hW 44-32 William & Mary  
 hL 23-34 Maryland  
 aL 21-43 VMI  
 hL 20-35 W & L  
 aL 23-41 UNC  
 aL 18-41 N.C. State  
 aL 20-35 W & L  
 496-634

**1930-31 (5-10)**

hW 28-21 Virginia  
 aL 18-22 N.C. State  
 aL 17-39 Wake Forest  
 aW 31-28 UNC  
 aL 20-22 Davidson  
 hW 28-27 VMI  
 aW 39-21 Lynchburg College  
 aL 25-35 Virginia  
 aL 16-33 Maryland  
 hL 24-30 UNC  
 aL 30-31 VMI  
 hW 38-35 Emory & Henry

aL 24-37 W & L  
 hL 27-34 Sewanee  
 hL 17-37 W & L  
 382-452

**1931-32 (8-9)**

hW 27-26 Wake Forest  
 aL 26-38 UNC  
 aL 17-33 N.C. State  
 hW 37-20 Roanoke College  
 aL 18-28 W & L  
 hL 24-35 Virginia  
 aL 22-26 Virginia  
 aL 16-51 Maryland  
 hL 21-30 Maryville  
 hL 18-22 N.C. State  
 hL 20-31 UNC  
 aW 25-18 VMI  
 hW 35-18 Catholic U.  
 hW 22-16 W & L  
 aW 30-25 Roanoke College  
 hW 25-17 Marshall  
 hW 23-18 VMI  
 406-452

**1932-33 (5-10)**

hL 20-40 Maryland  
 hW 34-31 W & L  
 aL 26-58 UNC  
 aL 18-46 N.C. State  
 aW 38-34 VMI  
 aL 21-37 Maryland  
 nL 30-36 Virginia  
 hL 25-45 N.C. State  
 hW 27-22 Davidson  
 hL 25-31 Duke  
 aL 32-40 Emory & Henry  
 hL 40-43 George Washington  
 aW 37-35 W & L  
 hW 27-15 VMI  
 nL 25-32 UNC  
 425-545

**1933-34 (1-15)**

hL 14-31 UNC  
 hL 24-29 Maryland  
 aL 25-37 Catholic U.  
 aL 19-40 George Washington  
 aL 32-34 Maryland  
 aL 21-42 UNC  
 aL 30-45 N.C. State  
 hL 14-34 Richmond  
 hL 28-32 Davidson  
 hW 22-19 VMI  
 hL 15-45 Duke  
 aL 31-47 W & L  
 hL 30-48 W & L  
 hL 30-46 N.C. State  
 aL 26-43 VMI  
 hL 20-27 Emory & Henry  
 381-599

**1934-35 (3-16)**

hL 25-42 Kroger Bl. Dev.  
 hL 9-29 UNC  
 hW 29-17 Roanoke College  
 hL 17-37 Richmond  
 aL 19-49 W & L  
 hL 24-29 Virginia  
 aL 17-29 N.C. State  
 aL 25-32 Duke  
 aL 13-29 UNC  
 aL 25-40 VMI  
 hW 30-24 William & Mary  
 hL 19-27 Duke  
 hL 22-29 W & L  
 hL 21-40 N.C. State  
 aL 20-40 Richmond  
 aL 26-42 William & Mary  
 aL 31-54 Virginia  
 aL 24-26 Roanoke College  
 hW 25-24 VMI  
 421-639

## YEAR-BY-YEAR RECORDS

### 1935-36 (5-16)

hW	42-16	Roanoke YMCA
hL	13-27	Natl. Bus. College
hL	21-40	UNC
hL	28-36	William & Mary
hW	31-26	VMI
aL	23-24	Roanoke College
aL	18-50	W & L
aL	26-34	UNC
aL	28-44	N.C. State
aL	20-40	Duke
hL	44-46	N.C. State
hL	32-46	Clemson
hL	22-42	W & L
aW	26-15	Hampden-Sydney
aL	36-42	William & Mary
aL	26-30	Virginia
hW	35-30	Davidson
hW	27-23	Hampden-Sydney
hL	30-39	Roanoke College
aL	33-44	Natl. Bus. College
aL	36-38	VMI

597-732

### 1936-37 (6-11)

hW	36-29	William & Mary
hL	26-38	UNC
aW	28-27	Rand. Macon Acad.
aW	38-30	William & Mary
aL	22-32	Richmond
aL	30-52	W & L
aL	25-55	Catholic U.
aL	17-45	Navy
aL	22-30	VMI
hL	24-36	N.C. State
hL	24-38	W & L
nW	29-28	Virginia
aL	29-38	N.C. State
aL	25-41	UNC
nL	22-40	Virginia
hW	32-37	Richmond
hW	32-31	VMI

461-617

### 1937-38 (6-8)

hW	29-25	William & Mary
hL	32-38	UNC
hW	22-19	Richmond
aW	41-31	William & Mary
aL	22-25	Richmond
aL	34-52	W & L
aL	23-29	American U.
aL	35-42	Maryland
aL	38-43	Virginia
hW	28-35	VMI
hW	35-32	Virginia
hL	24-32	W & L
hW	52-45	Rand. Macon Acad.
aL	23-29	VMI

438-467

### 1938-39 (3-14)

hL	33-46	William & Mary
hW	32-31	Richmond
aL	35-46	Duke
aW	36-35	UNC
aL	29-66	W & L
aL	36-54	VMI
aL	16-45	Virginia
hL	31-47	Marshall
aL	26-44	Richmond
aL	30-57	William & Mary
hL	30-43	VMI
nL	40-55	Davidson
aL	35-52	N.C. State
hW	35-33	Rand. Macon Acad.

hL	25-39	Virginia
hL	26-31	Hampden-Sydney
hL	51-65	W & L

546-789

### 1939-40 (4-15)

nW	31-24	House of David
nL	25-46	UNC
hL	25-34	W & L
hW	33-18	Hampden-Sydney
aL	41-49	Maryland
aL	30-74	George Washington
hW	51-43	Natl. Bus. College
aL	22-42	W & L
hL	25-34	Virginia
hL	28-45	Marshall
aL	39-41	Richmond
aL	33-38	William & Mary
hL	28-35	Catawba
hL	32-41	Richmond
hW	40-32	VMI
nL	33-39	Natl. Bus. College
hL	29-49	William & Mary
aL	35-50	VMI
aL	27-42	Virginia

607-776

### 1940-41 (8-13)

aW	42-41	Langley Fld.
nL	38-39	Naval Trng. Sta.
aL	39-41	Apprentice School
hW	67-38	Naval Trng. Sta.
hL	51-54	William & Mary
nL	29-41	W & L
nL	35-49	Virginia
aL	30-37	W & L
aL	35-60	UNC
nW	57-41	Davidson
hW	54-35	N.C. State
hW	58-45	U. New Mexico
aL	35-36	Richmond
aL	50-52	William & Mary
aL	52-60	VMI
hL	31-33	VMI
hL	39-40	Virginia
hW	37-31	Richmond
aW	42-33	American U.
aW	48-39	Maryland
nL	37-54	George Washington

906-899

### 1941-42 (10-10)

aW	63-53	Emory & Henry
hW	50-38	Emory & Henry
aL	41-52	Naval Trng. Sta.
aW	59-44	Langley Field
aW	41-36	Apprentice School
nL	27-29	W & L
hL	29-34	William & Mary
hL	33-35	W & L
nW	42-25	Virginia
hW	55-27	Hampden-Sydney
nW	49-35	Citadel
aW	45-39	William & Mary
aL	39-44	Richmond
hW	28-26	VMI
hL	33-34	Richmond
aL	42-43	VMI
hL	36-58	Virginia
hW	57-42	Furman
aL	50-67	Duke
aL	43-54	N.C. State

862-815

### 1942-43 (7-7)

aW	39-38	Emory & Henry
hW	51-33	Emory & Henry

hW	49-34	William & Mary
aL	33-43	VMI
hL	35-38	UNC
hL	37-50	Bolling Field
aL	40-43	N.C. State
aL	70-78	Duke
aW	44-40	N.C. Pre-Flight
hW	42-37	W & L
nW	62-46	Virginia
hL	38-42	VMI
aL	25-55	William & Mary
aW	47-38	W & L

612-615

### 1943-44 (11-4)

aW	42-36	Emory & Henry
nL	55-63	Virginia
aL	29-60	N.C. Pre-Flight
aL	29-42	UNC
aW	31-26	Woodrow Wilson
aW	46-20	VMI
hW	46-24	Blackstone A.A.
hW	53-30	Woodrow Wilson
hW	39-17	VMI
hW	46-22	William & Mary
hW	44-24	Emory & Henry
aW	43-40	Apprentice School
aW	58-29	William & Mary
nW	38-34	Davidson
nL	24-39	UNC

623-506

### 1944-45 (6-8)

hW	57-34	Bridgewater
hL	34-39	Emory & Henry
hW	47-41	Concord State
hL	30-55	UNC
hL	34-44	Virginia
aL	28-60	UNC
hW	42-23	VMI
aL	40-55	Hampden-Sydney
aL	30-41	William & Mary
aL	27-37	Emory & Henry
hW	41-35	Hampden-Sydney
nL	41-48	Milligan
hW	57-55	Milligan
aW	57-34	VMI

565-601


### 1945-46 (11-8)

hW	60-19	Lynchburg College
hL	40-48	UNC
hL	52-62	Old Dominion
aL	29-57	Virginia
hW	58-28	VMI
aW	43-26	Woodrow Wilson
aW	40-33	Richmond
hW	48-24	VMI
hW	31-25	Richmond
aL	27-40	McGuire Gen.
hW	69-31	Roanoke College
aL	46-64	Old Dominion
aL	42-63	UNC
hW	51-45	William & Mary
hW	69-23	W & L
hL	48-57	George Washington
aW	59-45	Roanoke College
nW 2	39-33	George Washington
nL 2	38-44	Duke

889-767

### 1946-47 (13-13)

aW	52-41	Bristol YMCA
aW	53-42	Catholic U.
aL	45-48	American
aW	55-39	Quantico



Harry Bushkar was the Virginia Player of the Year in 1946.

hW	42-35	House of David
hW	67-25	Lynchburg College
hW	46-41	Roanoke College
hW	51-22	Emory & Henry
aW	53-52	VMI
hL	49-57	Maryland
hL	46-53	W & L
aW	51-40	Roanoke College
hL	52-58	Virginia
hW	60-50	Hampden-Sydney
aL	45-59	Richmond
aL	41-50	William & Mary
aL	40-52	Duke
aL	51-57	UNC
aL	60-75	Hanes Hosiers
hW	54-40	Richmond
hW	56-52	William & Mary
hW	47-41	VMI
aL	42-55	Maryland
aL	49-66	George Washington
aL	57-71	Hampden-Sydney
aL	54-74	W & L

1318-1285

### 1947-48 (14-9)

nW 1	58-46	Old Dominion
aL	51-66	Georgetown
aL	53-57	Quantico
aW	48-42	Bristol YMCA
hL	31-39	UNC
hW	59-41	William & Mary
aW	54-49	Virginia
hW	44-43	Roanoke College
aL	45-52	Duke
aL	36-68	UNC
hL	58-60	George Washington
hW	71-49	Hampden-Sydney
aW	50-39	VMI
aW	51-46	Richmond
aL	42-46	William & Mary
aL	35-42	Roanoke College
hW	75-49	W & L
hW	55-48	Richmond
hW	57-43	Virginia
aW	57-55	Hampden-Sydney
aW	55-47	W & L
hW	59-51	VMI
nL 2	40-61	UNC

1184-1139

### 1948-49 (10-13)

aL	44-55	Roanoke Rebels
aL	49-65	Quantico
aL	37-54	George Washington
aL	51-60	Maryland
aL	48-56	Roanoke Rebels
hL	48-56	UNC
hW	56-46	Duke
hW	54-52	William & Mary
aL	58-66	W & L
aL	52-65	Duke
aL	59-78	UNC



hL 48-51 Richmond  
 hW 52-50 Virginia  
 aW 48-38 Roanoke College  
 aL 47-62 William & Mary  
 aW 52-47 Richmond  
 hW 66-53 VMI  
 aW 66-64 Virginia  
 hW 68-54 W & L  
 hW 64-55 Roanoke College  
 aL 58-64 Hampden-Sydney  
 aW 59-48 VMI  
 hL 66-68 Hampden-Sydney  
 1205-1307

**1949-50 (16-9)**

aW 70-57 Kane's Rebels  
 aL 58-72 Loyola College  
 aL 52-84 St. John's  
 aL 53-73 Long Island U.  
 hW 63-57 Maryland  
 hW 62-48 UNC  
 nL 27 56-60 Davidson  
 hW 78-48 Roanoke College  
 hW 71-59 George Washington  
 aW 58-39 Roanoke College  
 aW 64-50 Virginia  
 aL 69-73 W & L  
 aW 73-41 VMI  
 aL 53-66 UNC  
 aL 56-81 N.C. State  
 hW 61-51 Richmond  
 hW 75-53 Hampden-Sydney  
 hW 80-71 W & L  
 aW 74-39 Richmond  
 aL 50-64 William & Mary  
 hW 78-64 Virginia  
 hW 60-47 William & Mary  
 hW 78-58 VMI  
 aW 84-83 Hampden-Sydney  
 nL 10 42-67 N.C. State  
 1618-1505

**1950-51 (19-10)**

aW 83-63 Kane's Rebels  
 nL 11 50-57 Eastern Kentucky  
 hW 79-53 Little Creek Navy  
 hW 89-64 Norfolk Navy  
 aL 49-63 Duquesne  
 aL 65-73 St. Francis  
 aL 67-78 West Virginia  
 aW 71-61 Roanoke College  
 aW 79-74 Fort Meyer  
 aL 64-67 Quantico  
 aW 91-75 Hampden-Sydney  
 aW 60-59 Virginia  
 hW 94-81 Roanoke College  
 nW 1 68-64 South Carolina  
 aW 66-57 Maryland  
 aW 86-71 George Washington  
 hW 58-57 W & L  
 aL 66-114 N.C. State  
 aL 58-61 W & L  
 hW 79-72 West Virginia  
 aL 67-73 William & Mary  
 aW 86-76 Richmond  
 hW 85-60 VMI  
 hW 93-62 Virginia  
 hW 83-61 Richmond  
 hW 94-83 Hampden-Sydney  
 hW 82-77 William & Mary  
 aL 76-79 VMI  
 nL 2 61-64 Duke  
 2249-1995

**1951-52 (4-16)**

aL 43-95 Eastern Kentucky  
 aL 53-78 West Virginia  
 aL 64-78 Roanoke Rebels  
 aL 74-77 Roanoke College  
 aL 71-76 W & L  
 hL 74-88 George Washington  
 aL 70-84 Hampden-Sydney  
 aL 58-67 Davidson  
 aL 60-71 South Carolina  
 hW 90-62 Virginia


aL 70-83 Richmond  
 aL 79-85 William & Mary  
 hW 60-54 Richmond  
 nW 12 87-85 W & L  
 aW 73-54 VMI  
 hL 82-99 West Virginia  
 hL 76-86 William & Mary  
 aL 59-74 Virginia  
 hL 53-56 VMI  
 hL 82-83 Hampden-Sydney  
 1378-1535

**1952-53 (4-19)**

aL 75-84 High Point  
 aL 61-73 Elon  
 aL 57-113 Marshall  
 aL 42-83 Eastern Kentucky  
 nL 12 66-69 South Carolina  
 hL 55-92 West Virginia  
 aL 46-65 Maryland  
 aL 59-105 George Washington  
 hW 85-68 W & L  
 aL 95-108 Virginia  
 aL 62-86 West Virginia  
 aL 74-91 William & Mary  
 aL 54-86 Richmond  
 aL 74-76 W & L  
 hL 56-70 Maryland  
 hL 72-75 Furman  
 hW 83-67 VMI  
 hL 71-77 Richmond  
 hL 65-81 George Washington  
 hL 85-87 Virginia  
 aL 64-90 VMI  
 hW 75-74 William & Mary  
 hW 71-62 Davidson  
 1547-1883

**1953-54 (3-24)**

aL 55-82 Wake Forest  
 aW 68-61 Davidson  
 aL 75-103 Furman  
 aL 55-93 George Washington  
 aL 52-60 Maryland



**Chris Smith is a charter member of the Virginia Tech Sports Hall of Fame.**

nL 4 54-63 Richmond  
 nL 4 81-97 Virginia  
 aL 62-91 N.C. State  
 aL 45-82 Duke  
 hL 40-73 George Washington  
 hL 73-95 Virginia  
 hL 69-87 Davidson  
 aL 75-99 Richmond  
 aL 66-82 William & Mary  
 aL 68-111 West Virginia  
 hL 41-54 Maryland  
 hL 52-66 William & Mary  
 hW 65-62 W & L  
 aL 78-82 VMI  
 nL12 53-107 Duke  
 hL 61-83 Richmond  
 nL 51-96 N.C. State  
 nL13 67-101 West Virginia  
 aL 69-78 Virginia  
 hW 85-70 Citadel  
 aL 62-72 W & L  
 hL 63-64 VMI  
 1685-2214

**1954-55 (7-20)**

aL 71-78 Elon College  
 aW 91-69 Citadel  
 aW 98-87 Col. Charleston  
 aW 71-70 Davidson  
 aL 68-76 Lenoir-Rhyne  
 nW 4 88-77 Rutgers  
 nL 4 57-84 Richmond  
 nL 4 67-82 William & Mary  
 aL 82-98 West Virginia  
 aL 61-63 Richmond  
 aL 63-88 W & L  
 hL 68-70 Davidson  
 hL 69-75 William & Mary  
 aL 60-95 George Washington  
 hL 61-64 West Virginia  
 aL 87-125 Furman  
 aL 73-90 South Carolina  
 hL 58-60 Furman  
 hL 65-70 Richmond  
 aL 73-105 William & Mary  
 hL 67-82 W & L  
 hL 57-82 George Washington  
 aL 74-76 VMI  
 hL 59-107 Virginia  
 hW 88-53 Citadel  
 hW 78-70 VMI  
 aW 78-72 Virginia  
 1932-2168

**1955-56 (14-11)**

hW 105-53 Guilford  
 aL 68-85 Furman  
 aW 97-64 Citadel  
 aL 76-78 Davidson  
 aW 108-75 Guilford  
 nL 4 60-64 Seton Hall  
 nL 4 85-103 Virginia  
 nW 4 80-59 Rhode Island  
 aL 66-71 Virginia  
 hW 89-73 Davidson  
 hL 63-61 George Washington  
 aL 57-66 William & Mary  
 aW 60-49 W & L  
 aL 70-92 George Washington  
 hL 60-66 Richmond  
 hW 76-64 Virginia  
 aW 64-56 VMI  
 aL 62-84 West Virginia  
 hW 68-64 W & L  
 hW 73-71 Furman  
 aW 73-71 Richmond  
 hL 74-79 William & Mary  
 hW 103-47 Citadel  
 hW 95-56 VMI  
 nL 4 70-84 Furman  
 1906-1729

**1956-57 (14-8)**

hW 79-71 Richmond  
 aL 88-91 Furman

aW 72-68 Citadel (OT)  
 nL 21 55-56 Kentucky  
 nL 21 47-62 Alabama  
 hL 81-85 Furman  
 hW 83-72 Citadel  
 aL 70-72 William & Mary  
 aW 49-47 Richmond  
 hW 86-60 Davidson  
 nL 13 54-59 West Virginia  
 hW 70-56 Virginia  
 aW 83-67 George Washington  
 hW 66-56 W & L  
 hW 94-83 William & Mary  
 aW 54-46 W & L  
 hW 80-42 VMI  
 hW 82-63 George Washington  
 aW 82-70 VMI  
 aL 55-71 Davidson  
 nW 4 64-56 William & Mary  
 nL 4 54-68 W & L  
 1548-1421

**1957-58 (11-8)**

hL 62-72 Richmond  
 aL 54-55 Citadel (OT)  
 aL 58-65 Tulane  
 aW 70-59 Georgia Tech  
 aL 73-74 Richmond  
 aL 66-80 Virginia  
 aW 86-63 VMI  
 hW 96-60 W & L  
 aW 87-75 William & Mary  
 aW 64-51 Davidson  
 hW 102-76 Furman  
 hL 54-70 George Washington  
 aW 78-64 W & L  
 hW 90-58 Davidson  
 hW 75-44 Citadel  
 aL 72-76 George Washington  
 hW 72-68 William & Mary  
 hW 99-82 VMI  
 nL 4 61-79 William & Mary  
 1419-1271

**1958-59 (16-5)**

hW 85-73 Virginia  
 aL 70-78 Marshall  
 aW 95-80 Furman  
 nW 16 93-52 Spring Hill  
 nW 16 67-64 Centenary  
 nL 16 66-71 La. Tech (OT)  
 aW 69-60 Richmond  
 hW 86-81 George Washington  
 hW 105-24 W & L  
 nW 6 93-80 Marshall  
 hW 91-70 Davidson  
 aL 58-59 William & Mary  
 aL 78-81 VMI  
 hW 74-68 William & Mary  
 hW 76-69 Citadel  
 aW 94-63 Davidson  
 hW 104-66 Richmond  
 aW 91-84 George Washington  
 aW 78-51 W & L  
 hW 118-60 VMI  
 nL 4 67-85 George Washington  
 1758-1419

**1959-60 (20-6)**

hW 75-62 George Washington  
 aW 80-72 Virginia  
 nL 15 80-85 Marshall  
 nW 15 78-74 Tennessee Tech  
 aW 74-56 E. Tennessee St.  
 aL 57-62 Tulane  
 nW 21 82-61 Mississippi State  
 aW 73-65 Richmond  
 nW 6 79-72 Marshall  
 hW 96-51 Davidson  
 aW 92-91 William & Mary (OT)  
 aW 95-93 VMI (OT)  
 aW 89-78 Navy  
 hW 107-77 Furman  
 aL 59-77 Dayton

aL 46-48 Toledo (OT)  
 aL 90-105 George Washington  
 aW 84-75 Davidson  
 hW 82-66 William & Mary  
 aW 86-74 Citadel  
 hW 85-53 Richmond  
 hW 100-71 VMI  
 aW 100-87 Furman  
 aW 78-58 Richmond  
 nW 4 88-52 George Washington  
 nL 4 72-82 West Virginia  
 2127-1817

### 1960-61 (15-7)

hW 76-54 Richmond  
 hW 105-59 Davidson  
 nL14 73-76 Auburn  
 nW14 81-54 Baylor  
 nW19 106-75 South Carolina  
 aW 73-63 Citadel  
 aL 56-74 Alabama  
 hW 77-72 Furman  
 hW 78-63 VMI  
 aL 60-74 William & Mary  
 aL 72-83 West Virginia  
 aL 84-100 Wake Forest  
 hW 116-93 Citadel  
 aL 79-81 Richmond  
 aW 86-85 VMI  
 aW 99-77 George Washington  
 hW 85-67 William & Mary  
 aW 79-72 Davidson  
 hW 105-70 Virginia  
 hW 98-92 George Washington  
 aW 103-81 Furman  
 nL 4 83-84 George Washington  
 1874-1649

### 1961-62 (19-6)

aL 74-80 George Washington  
 aL 70-73 NYU  
 nW 14 70-65 Alabama  
 nL 14 63-77 Auburn  
 nW 22 79-78 Vanderbilt  
 nW 22 78-69 Florida  
 hW 91-67 Alabama  
 aW 97-75 VMI  
 aL 81-85 West Virginia  
 aW 63-49 William & Mary  
 hW 67-54 Richmond  
 aW 92-59 Virginia  
 hW 83-73 Tennessee  
 aL 83-89 Furman  
 hW 85-82 West Virginia  
 hW 111-86 East Carolina  
 hW 74-72 Furman  
 hW 87-81 Wake Forest  
 hW 104-65 William & Mary  
 hW 85-71 VMI  
 aW 76-69 Richmond  
 hW 91-75 George Washington  
 nW 4 101-83 Citadel  
 nW 4 70-66 VMI  
 nL 4 72-88 West Virginia  
 2047-1831

### 1962-63 (12-12)

aW 80-77 Kentucky  
 hW 76-88 Richmond  
 hW 77-71 William & Mary (OT)  
 hW 82-65 Mississippi State  
 aL 72-80 Vanderbilt (OT)  
 nL 22 72-73 Georgia Tech (OT)  
 nL 22 67-69 Rice  
 hW 71-63 Virginia  
 hW 74-70 VMI  
 aL 63-78 William & Mary

aL 63-76 Wake Forest  
 hL 61-66 Furman  
 aL 83-86 West Virginia  
 aW 75-73 Virginia  
 hW 79-75 George Washington  
 aW 77-66 VMI  
 hL 76-79 West Virginia  
 aW 90-72 Richmond  
 hL 61-64 Wake Forest  
 aL 73-82 George Washington  
 aL 64-70 Furman  
 hW 81-73 East Carolina  
 nW 4 74-72 William & Mary  
 nL 4 67-75 Davidson  
 1758-1743

### 1963-64 (16-7)


hW 77-53 Richmond  
 aW 93-77 Mississippi State  
 hW 81-75 Georgia  
 hW 72-64 LSU  
 hL 60-81 Tennessee  
 hW 83-76 George Washington  
 hW 62-60 Virginia  
 aL 89-96 George Washington  
 hW 75-65 Furman  
 hW 77-72 Wake Forest  
 aW 73-66 William & Mary  
 aW 90-88 UNC (2OT)  
 hW 72-68 East Carolina  
 aW 78-62 Virginia  
 aL 87-96 Georgia  
 hL 73-81 West Virginia  
 aW 103-85 Richmond  
 hW 90-86 William & Mary (OT)  
 aL 82-85 Wake Forest  
 hW 79-54 Navy  
 aW 78-75 Furman  
 aL 77-79 West Virginia  
 nL 4 62-64 George Washington  
 1813-1708

### 1964-65 (13-10)

nL 42 63-98 Duke  
 nL 42 69-74 Pittsburgh  
 nL 42 84-99 Duquesne  
 hW 69-64 Vanderbilt  
 aL 74-75 Wake Forest  
 hL 53-72 Alabama  
 hW 104-75 Mississippi State  
 hL 90-94 Citadel (OT)  
 hW 73-56 Virginia  
 hL 85-86 Wake Forest  
 aW 89-75 William & Mary  
 hW 68-58 Richmond  
 hW 89-63 East Carolina  
 hW 104-81 Furman  
 hW 82-74 West Virginia  
 aW 94-74 Richmond  
 aW 102-82 Furman  
 hW 92-74 George Washington  
 aL 83-84 George Washington  
 hW 76-57 William & Mary  
 aL 72-127 West Virginia  
 nW18 103-63 Richmond  
 nL18 59-70 William & Mary  
 1878-1775

### 1965-66 (19-5)

nL17 79-112 Duke  
 aW 94-88 Purdue (OT)  
 hW 79-59 Mississippi State  
 hW 95-63 William & Mary  
 hW 91-88 Massachusetts  
 hW 72-62 Clemson  
 nW25 101-74 Texas A&M



**Bucky Keller averaged 18.2 ppg in his Virginia Tech career.**

nW25 91-90 Wichita  
 nL25 90-99 Oklahoma City  
 aW 76-69 William & Mary  
 hW 88-73 Richmond  
 hW 100-74 Pittsburgh  
 aW 82-75 George Washington  
 hW 83-64 East Carolina  
 aW 90-87 Clemson  
 hW 91-77 Toledo  
 aL 81-82 Richmond  
 aL 65-79 Virginia  
 hW 110-85 Wake Forest  
 aW 81-75 UNC  
 aW 67-61 Citadel  
 hW 82-61 George Washington  
 aW 90-83 Wake Forest  
 nL 24 73-88 Temple  
 2051-1896

### 1966-67 (20-7)

nW 18 85-71 Duke  
 hW 79-63 Purdue  
 aL 75-78 Wake Forest (OT)  
 hW 99-77 Eastern Kentucky  
 hW 76-61 Richmond  
 nW 22 67-65 Penn State  
 nL 22 73-92 Florida  
 aW 96-69 William & Mary  
 hW 82-70 Wake Forest  
 nW 18 74-68 Davidson  
 hW 91-62 East Carolina  
 hL 68-70 Clemson  
 aW 77-60 Pittsburgh  
 hW 100-65 Loyola (Md.)  
 hW 84-79 William & Mary (OT)  
 hW 78-70 George Washington  
 aW 89-71 Richmond  
 hW 87-47 Ohio University  
 aW 78-66 George Washington  
 aL 33-43 East Carolina  
 hW 87-80 Richmond  
 aL 78-110 UNC  
 hW 76-60 Virginia  
 aL 71-90 Toledo  
 nW 23 82-76 Toledo  
 nW 23 79-70 Indiana  
 nL 23 66-71 Dayton (OT)  
 2130-1904

### 1967-68 (14-11)

nL 22 66-74 Duke  
 aL 76-89 UNC  
 aL 70-92 Alabama  
 hW 71-67 Wake Forest  
 nL 26 77-90 Yale  
 hW 75-59 NYU  
 nW 25 103-76 Idaho State  
 nL 25 64-97 Brigham Young  
 nL 25 61-76 Auburn  
 aW 74-65 Ohio U.  
 aW 84-82 Virginia  
 hW 90-70 William & Mary  
 aW 80-71 Richmond  
 hW 92-54 Loyola  
 aL 61-78 Villanova  
 aW 101-78 Clemson  
 hW 84-74 Eastern Kentucky  
 aL 76-81 Davidson  
 hW 76-65 Toledo  
 hL 70-80 UNC  
 hW 91-71 Richmond  
 aW 78-72 William & Mary (OT)  
 hW 77-71 Bowling Green  
 aL 79-120 Houston  
 aL 78-88 Tulane  
 1954-1940

### 1968-69 (14-12)

nL 17 76-87 Duke  
 nL 28 70-81 West Virginia  
 hW 77-74 Florida State  
 nW 19 83-72 William & Mary  
 nW 19 85-74 Virginia  
 nW 47 79-58 Delaware  
 nL 47 63-66 Baylor  
 aW 88-87 East Carolina (OT)  
 aW 75-60 William & Mary  
 hW 77-67 Richmond  
 aL 77-99 UNC  
 hW 77-46 William & Mary  
 hL 57-70 Villanova  
 hW 84-74 Appalachian State  
 aL 65-73 Eastern Kentucky  
 hW 86-75 Clemson  
 aL 76-105 Toledo  
 aL 77-83 Bowling Green  
 hW 67-54 UT Arlington  
 aL 71-79 Wake Forest  
 hW 68-64 Virginia  
 aL 77-78 Richmond  
 aL 71-79 Davidson  
 hW 79-76 Tulane  
 aL 77-82 West Virginia  
 hW 74-68 Houston  
 1956-1930

### 1969-70 (10-12)

nL 17 63-66 Duke (2OT)  
 hW 76-65 William & Mary  
 hL 63-78 N.C. State  
 nL 29 79-84 William & Mary  
 nL 22 45-48 Florida  
 nL 22 55-57 Army  
 hW 69-59 Richmond  
 hW 57-53 Bucknell  
 aL 71-81 Virginia  
 aW 92-72 William & Mary  
 aW 66-59 Richmond  
 hW 91-74 Eastern Kentucky  
 aL 79-87 Clemson  
 aL 54-86 South Carolina  
 aL 73-83 Florida State  
 nW 28 76-75 West Virginia  
 hL 66-73 Davidson (OT)

hW 102-69 Loyola (Baltimore)  
 hW 94-78 Wake Forest  
 hL 79-83 Appalachian State  
 aL 70-98 UNC  
 hW 80-78 West Virginia  
 1680-1678

**1970-71 (14-11)**


nW 29 88-78 William & Mary  
 nL 29 59-68 Virginia  
 hW 89-66 Appalachian State  
 aL 87-94 N.C. State (OT)  
 aL 75-104 Duke  
 hL 76-78 South Carolina  
 nL 30 74-83 E. Tennessee St.  
 nW 30 77-57 Richmond  
 aL 81-92 Wake Forest  
 hW 93-74 Virginia  
 hW 87-77 George Washington  
 aL 73-74 Richmond (2OT)  
 aL 79-86 Eastern Kentucky  
 hW 76-66 Clemson  
 hW 89-58 Richmond  
 aW 74-62 William & Mary  
 hW 91-63 William & Mary  
 aW 102-85 Tulane  
 aW 82-75 Tampa  
 nL 28 82-93 West Virginia  
 aL 53-56 Clemson  
 hW 86-80 Ohio University  
 hW 73-52 Kent State  
 hW 106-85 Georgia Southern  
 aL 95-104 West Virginia  
 2047-1910

**1971-72 (16-10)**

hW 83-58 Richmond  
 aL 60-93 UNC  
 hW 92-80 Appalachian State  
 aL 76-77 South Carolina  
 nW 1 82-54 Richmond  
 nL 1 56-57 VMI  
 nW 18 77-73 Rutgers  
 aL 73-83 Davidson  
 nL 73-83 Duke  
 aW 67-66 American  
 nL 30 62-66 Texas A&M (OT)  
 hW 70-60 Wake Forest  
 hW 81-79 Georgia Southern  
 aL 79-88 Ohio U.  
 aL 73-85 Clemson  
 aW 105-101 West Va. (3OT)  
 hW 87-65 William & Mary  
 hW 48-44 Clemson  
 aW 82-65 Richmond  
 aL 85-107 Virginia  
 aW 90-69 William & Mary  
 hW 76-55 Tulane  
 hW 72-70 Loyola (Md.)  
 aW 70-63 Kent State  
 hL 82-83 West Virginia  
 hW 103-75 Eastern Kentucky  
 2004-1899

**1972-73 (22-5)**

hW 99-58 Appalachian State  
 nL 82-96 UNC  
 aW 98-77 William & Mary  
 hW 78-67 E. Tennessee St.  
 aW 67-62 Ohio State  
 hW 71-61 Richmond  
 aW 3 81-80 Old Dominion  
 nW 3 77-71 Stanford  
 aW 96-93 St. Bonaventure  
 hW 81-68 South Carolina  
 hW 100-90 Ga. Southern  
 aL 75-92 Florida  
 hW 127-92 William & Mary  
 hW 91-82 Florida State  
 aW 71-67 Wake Forest  
 aL 72-81 Eastern Kentucky  
 hW 102-89 Northern Illinois  
 aW 86-88 West Virginia  
 aL 93-94 Richmond (2OT)  
 hW 117-89 George Washington



**Duke Thorpe led the Hokies in scoring and rebounding in the 1976-77 season.**

aL 74-89 Toledo  
 hW 87-83 Virginia  
 hW 76-53 West Virginia  
 nW 24 65-63 New Mexico  
 nW 24 77-76 Fairfield  
 nW 24 74-73 Alabama  
 nW 24 92-91 Notre Dame (OT)  
 2309-2195

**1973-74 (13-13)**

hW 62-51 VMI  
 aL 74-76 Auburn  
 aL 64-75 Alabama  
 hW 68-67 Ohio State  
 nL 18 78-83 UNC  
 hW 85-74 Florida  
 nL25 66-85 Houston  
 nL25 74-79 Weber State  
 nW25 102-66 Southwestern  
 hW 92-65 Eastern Kentucky  
 hW 77-75 St. Bonaventure  
 aL 80-85 Florida State  
 hW 82-80 West Virginia  
 hL 68-70 Oral Roberts  
 hW 72-68 Richmond  
 aW 75-74 Northern Illinois  
 hW 80-61 William & Mary  
 hL 58-64 Wake Forest  
 hW 80-69 Toledo  
 aW 72-54 William & Mary  
 aL 86-90 Richmond  
 aL 83-94 West Virginia  
 aL 71-82 South Carolina  
 hW 75-65 Mercer  
 aL 70-84 Virginia  
 aL 81-88 George Washington  
 (2OT)  
 2064-2005

**1974-75 (16-10)**

aW 96-64 VMI  
 aW 86-85 Florida  
 aL 72-75 Vanderbilt  
 nW 32 73-66 Austin Peay  
 hW 83-82 Auburn  
 aW 72-71 Ohio State  
 aL 63-84 Michigan

nW 33 88-77 Washington  
 hL 73-77 Alabama  
 hW 107-87 Vermont  
 aL 69-88 St. Bonaventure  
 hL 77-81 South Carolina  
 hW 74-73 Virginia  
 aW 87-86 West Virginia (OT)  
 hW 60-48 Fairleigh Dickinson  
 aW 83-69 Richmond  
 aL 69-76 William & Mary  
 aL 72-90 Wake Forest  
 aW 90-81 Eastern Kentucky  
 hW 87-74 DePaul  
 hW 106-79 Richmond  
 hW 101-75 William & Mary  
 hL 75-87 UNC  
 aL 81-85 Oklahoma City  
 aL 68-93 Oral Roberts  
 hW 78-68 West Virginia  
 2090-2021

**1975-76 (21-7)**

hW 94-67 Sewanee  
 hW 89-44 Akron  
 aL 75-88 UNC  
 hW 90-60 Florida  
 hW 112-71 Morehead State  
 nW 34 87-60 Oregon  
 aL 74-101 Indiana  
 hW 99-85 Vanderbilt  
 nW 1 115-74 St. Bonaventure  
 hW 112-67 Birmingham So.  
 aW 72-71 Memphis State  
 hW 114-80 West Virginia  
 nW 4 91-69 Virginia  
 hW 86-58 Jacksonville  
 nL 17 72-79 Duke  
 hW 108-82 Marshall  
 aW 81-78 West Virginia  
 hW 105-79 William & Mary  
 hW 87-66 Oklahoma City  
 hW 86-66 Ohio University  
 hW 80-73 George Washington  
 aW 50-48 William & Mary  
 aL 61-68 Marquette  
 aL 65-73 DePaul  
 hW 102-95 Wake Forest  
 aL 75-79 Virginia (2OT)  
 aW 92-81 Syracuse  
 nL 23 67-77 Western Mich. (OT)  
 2441-2039

**1976-77 (19-10)**

hW 92-62 Marietta  
 hW 98-70 Charleston Baptist  
 aL 73-74 West Virginia  
 hW 84-77 Ohio State  
 nL 1 77-81 UNC  
 aW 76-75 Dayton  
 nL 35 78-108 Alabama  
 hW 92-55 Northern Illinois  
 nW 4 59-58 Richmond  
 nW 4 65-60 Virginia  
 hW 96-71 Texas Wesleyan  
 aL 82-94 St. Bonaventure  
 nL 36 50-55 Virginia  
 aW 74-68 Jacksonville  
 hL 70-77 Oral Roberts  
 hW 88-56 Fairleigh Dickinson  
 aW 84-81 Marshall  
 hW 99-79 Wisc.-Milwaukee  
 hL 78-86 West Virginia  
 aW 75-73 George Washington (OT)  
 hW 70-69 Memphis State  
 hW 89-74 Army  
 hW 122-70 Birmingham So.  
 aL 77-83 Ohio U.  
 aW 98-97 Wake Forest (OT)  
 nW 1 71-62 Virginia  
 hL 70-75 Marquette  
 hW 24 83-79 Georgetown  
 nL 24 72-79 Alabama  
 2342-2146

**1977-78 (19-8)**

hW 104-73 Ohio Northern  
 hW 111-71 Ohio Wesleyan  
 nW 4 86-76 Richmond  
 aW 84-75 Penn State  
 hW 88-66 New Hampshire  
 aW 76-75 Vanderbilt  
 hW 95-52 Brown  
 hW 81-79 George Washington  
 nL 1 79-86 Duke  
 hW 94-89 St. Bonaventure  
 hW 99-88 West Virginia  
 hW 85-70 Canisius  
 nL 1 62-66 Virginia  
 aW 70-68 Oral Roberts  
 aW 100-80 Samford  
 hW 77-69 Upsala  
 aL 70-71 South Carolina  
 hW 87-71 Syracuse  
 hW 109-75 Ark.-Little Rock  
 nL 18 68-83 N.C. State  
 nL 18 88-101 UNC  
 nW 4 71-63 VCU  
 nL 4 68-76 Virginia  
 hW 105-83 Ohio University  
 hL 74-88 Wake Forest  
 aL 88-89 West Virginia  
 hW 95-77 East Carolina  
 2314-2060

**1978-79 (22-9)**

hW 119-66 Buffalo St.  
 hW 101-68 Samford  
 nW 1 79-66 VMI  
 hW 84-59 William & Mary  
 aW 91-88 Old Dominion  
 nW 1 90-71 St. Louis  
 nW 1 81-69 Delaware  
 hW 77-60 James Madison  
 aW 62-60 New Orleans  
 hL 68-72 Cincinnati  
 aL 76-95 St. Bonaventure  
 aL 82-83 West Virginia  
 hW 83-68 Penn State  
 nL 4 78-93 Virginia  
 hW 100-80 Richmond  
 aL 72-82 Louisville  
 hW 113-51 CCNY  
 nL 18 88-97 N.C. State  
 nL 18 80-92 UNC (OT)  
 hW 91-85 Old Dominion  
 nL 1 72-78 Virginia  
 aW 55-49 William & Mary  
 hW 104-84 Ga. Southern  
 aW 76-75 Cincinnati  
 hW 73-61 West Virginia  
 aW 93-91 Richmond  
 nW 37 80-74 Cincinnati  
 nW 37 72-68 Louisville  
 nW 37 68-60 Florida State  
 nW 23 70-53 Jacksonville  
 nL 23 69-86 Indiana State  
 2547-2284

**1979-80 (21-8)**

hW 87-62 Campbell  
 hW 101-88 Liberty Baptist  
 hW 82-72 E. Tennessee St.  
 nW 1 93-84 Miami (Ohio)  
 nW 1 67-62 Georgia Tech  
 nW 21 71-58 Tulane  
 nL 21 66-70 Mississippi  
 aW 66-61 St. Louis  
 hL 69-70 Memphis St. (OT)  
 hW 73-71 West Virginia (OT)  
 hW 89-61 New Orleans  
 nL 4 58-65 Virginia  
 aW 61-59 Cincinnati  
 aW 79-77 Florida State  
 hW 97-57 Cincinnati  
 aW 78-62 Ohio University  
 aW 68-64 West Virginia  
 nW 1 69-68 Tulane  
 hW 82-70 St. Bonaventure  
 aW 88-81 George Washington

# YEAR-BY-YEAR RECORDS

hL 54-56 Louisville (OT)  
 hW 66-40 James Madison  
 aL 63-65 Memphis State (OT)  
 aL 72-77 Louisville  
 hW 78-76 Florida State  
 hW 99-73 St. Louis  
 nL 38 51-65 Cincinnati  
 aW 23 89-85 W. Kentucky (OT)  
 nL 23 59-68 Indiana  
 2175-1967

### 1980-81 (15-13)

hW 85-57 Johns Hopkins  
 hW 81-78 Richmond  
 aL 61-68 Mississippi St.  
 aW 72-68 E. Tennessee St.  
 nW 28 70-64 West Virginia  
 hW 72-70 Pittsburgh  
 hL 52-55 Texas A&M  
 aL 51-57 VCU  
 nW 4 83-79 Richmond  
 nL 1 51-64 Virginia  
 hL 43-51 William & Mary  
 hW 80-70 Florida State (OT)  
 aL 77-82 Cincinnati  
 aL 46-48 William & Mary (3OT)  
 aL 60-70 Memphis State  
 aW 75-69 St. Louis  
 hW 91-67 Liberty Baptist  
 aL 70-92 Louisville  
 hW 92-67 George Washington  
 hL 66-71 Louisville  
 hW 84-69 St. Louis  
 aL 76-80 Florida State  
 aL 74-76 Tulane  
 hW 71-70 Memphis State  
 hW 96-75 Tulane  
 hW 115-92 Cincinnati  
 nW 38 72-66 Memphis State  
 aL 68-81 Louisville  
 2034-1956

### 1981-82 (20-11)

hW 116-64 Johns Hopkins  
 aW 93-72 George Washington  
 hW 76-60 William & Mary  
 aW 70-68 Richmond  
 hW 100-72 Old Dominion  
 hW 94-79 East Tennessee St.  
 hW 75-53 Mississippi St.  
 nW 22 75-70 Boston College  
 aW 102-83 Jacksonville  
 nL 1 67-75 West Virginia  
 hW 75-74 Louisville (OT)  
 hW 65-64 Tulane  
 hL 65-69 Florida State  
 hL 73-78 Memphis State  
 aW 78-76 Louisville  
 aW 83-75 St. Louis  
 aL 78-83 Memphis State  
 hW 76-64 Cincinnati  
 hW 101-76 VMI  
 nL 1 66-80 Virginia  
 aL 51-66 William & Mary  
 aL 51-52 Marquette  
 aL 81-87 Cincinnati  
 hW 112-76 St. Louis  
 aW 77-76 Florida State  
 aL 58-63 Tulane  
 nW37 106-92 Cincinnati  
 aL 70-71 Memphis State  
 hW 69-58 Fordham  
 aW 61-59 Mississippi  
 aL 73-90 Georgia  
 2437-2225

### 1982-83 (23-11)

hW 85-60 Augusta  
 hW 105-50 Univ. of Charleston  
 hW 88-62 Md. Eastern Shore  
 aW 71-53 Liberty Baptist  
 hW 86-66 Richmond  
 hW 122-73 South Carolina St.  
 hW 92-56 Appalachian St.  
 nL 39 86-88 Oklahoma (OT)  
 nW 39 53-49 Texas Tech  
 nW 39 70-57 Providence  
 hW 84-72 East Carolina  
 hW 79-45 Fredonia State  
 hW 74-69 Southern Miss.  
 hW 69-56 Memphis State  
 hW 70-69 Florida State  
 nL 4 64-74 Virginia  
 aL 45-64 Tulane  
 aW 77-64 Southern Miss.  
 hW 72-68 Marquette  
 aL 64-73 Memphis State  
 aL 86-90 West Va. (3OT)  
 aL 62-65 Western Kentucky  
 hW 88-76 No. Carolina A&T  
 hW 84-81 Cincinnati  
 aL 73-76 Old Dominion  
 aL 78-82 Florida State  
 aW 72-54 VMI  
 hW 62-59 Tulane  
 hL 64-73 Louisville  
 aW 73-72 Cincinnati  
 nW 40 79-68 Southern Miss.  
 nL 40 73-79 Tulane  
 hW 85-79 William & Mary  
 aL 68-75 South Carolina  
 2603-2297

### 1983-84 (22-13)

hW 99-71 Md. Eastern Shore  
 hW 93-53 Towson State  
 nL 17 80-88 Wake Forest (OT)  
 nW 17 89-65 N.C. State  
 hW 77-60 George Washington  
 hW 122-61 VMI  
 hW 104-76 South Carolina  
 aL 56-61 Richmond  
 nW 4 86-62 Old Dominion  
 nL 1 64-74 Virginia  
 hW 83-63 Richmond  
 aW 70-53 Cincinnati  
 aL 79-83 Louisville (OT)  
 aW 56-52 Tulane  
 hW 89-55 Southern Miss.  
 hW 69-51 Cincinnati  
 aL 62-63 Memphis State  
 hL 61-63 Tulane  
 aW 65-56 Southern Miss.  
 hW 76-74 Louisville  
 nW 4 56-54 Virginia  
 aL 67-69 South Carolina  
 hL 67-68 West Virginia  
 hW 89-69 Memphis State  
 aL 57-58 Florida State  
 aL 53-55 Richmond  
 hL 79-93 Florida State  
 nW 37 49-47 Tulane  
 nW 37 69-61 Louisville  
 aL 65-78 Memphis State  
 hW 77-74 Georgia Tech  
 nW 17 68-66 South Alabama  
 hW 72-68 Tennessee  
 nL 24 75-78 Michigan  
 nW 24 71-70 SW Louisiana  
 2594-2292

### 1984-85 (20-9)

hW 102-76 Old Dominion  
 hW 98-87 Univ. of Charleston  
 hW 91-46 Md. Eastern Shore  
 hW 108-65 South Carolina St.  
 nW 41 80-53 Iowa State  
 aL 41 75-86 Tennessee  
 hW 107-74 Rider  
 aW 65-63 West Virginia  
 nW 4 47-37 James Madison  
 aL 65-69 VCU  
 nL 9 59-67 Virginia  
 hW 92-67 No. Carolina A&T  
 hW 109-68 South Carolina  
 hW 85-71 Florida State  
 aW 72-68 Southern Miss.  
 aW 66-58 Tulane (OT)  
 hL 79-89 Memphis State  
 aW 81-61 Louisville  
 aL 82-91 Memphis State  
 hW 96-80 Southern Mississippi  
 hW 82-69 Cincinnati  
 hL 65-70 Louisville  
 hW 66-65 Tulane  
 hW 98-66 Morgan State  
 aW 87-75 Florida State  
 aW 78-67 South Carolina  
 aL 61-70 Cincinnati  
 nL 38 93-97 Florida State  
 nL 23 57-60 Temple  
 2346-2015

### 1985-86 (22-9)

nL 43 66-67 Michigan  
 nW 43 70-66 Chaminade  
 aW 90-81 Southern Cal.  
 aW 90-76 Old Dominion  
 hW 72-45 Coppin State  
 hW 78-52 VCU  
 nW 1 84-66 Virginia  
 aW 59-57 VCU  
 hW 76-69 West Virginia  
 nL 44 82-83 Miami Univ. (OT)  
 nW 44 95-67 American  
 hW 74-65 James Madison  
 hW 85-71 Western Kentucky  
 hW 88-72 Southern Miss.  
 aW 71-69 South Carolina  
 aW 73-65 James Madison  
 aL 104-107 Cincinnati (2OT)  
 hW 79-75 No. Carolina A&T  
 hW 86-73 Florida State  
 aL 61-83 Memphis State  
 hW 71-67 Richmond  
 hW 76-72 Memphis State  
 aL 68-103 Louisville  
 hL 83-93 Louisville  
 hW 92-78 South Carolina  
 aW 88-73 VMI  
 aL 66-69 Southern Miss.  
 aW 92-84 Florida State  
 hW 83-71 Cincinnati  
 nL 38 76-77 Florida State  
 nL 23 62-71 Villanova  
 2440-2267

### 1986-87 (10-18)

aL 66-86 Old Dominion  
 hL 67-70 James Madison  
 aL 48-65 West Virginia  
 hW 67-65 Tennessee State  
 nL 22 60-82 Florida  
 aF 79-77 Jacksonville  
 nF 1 76-68 Wake Forest  
 nW 4 79-69 Richmond (OT)  
 nL 4 70-84 James Madison  
 hW 98-61 San Francisco St.



**Calvin Oldham is one of the school's career leaders in field goal percentage.**

hW 99-68 VMI  
 hW 61-57 South Carolina  
 aL 72-78 Cincinnati  
 aL 62-77 Richmond  
 hW 85-72 Southern Miss.  
 aL 62-84 Louisville  
 aL 66-83 Memphis State  
 hL 65-70 VCU  
 hW 90-60 East Tennessee St.  
 hW 82-79 Florida State (OT)  
 hL 71-90 Louisville  
 hW 79-73 Cincinnati  
 nL 4 73-91 Virginia  
 aW 71-69 South Carolina  
 aL 77-89 Southern Miss.  
 aL 78-107 Florida State  
 hL 65-74 Memphis State  
 nL 38 66-83 Southern Miss.  
 2034-2131

### 1987-88 (19-10)

aL 45 85-88 Middle Tenn. St.  
 hW 101-73 Southern California  
 aW 85-73 E. Tennessee St.  
 aW 91-74 James Madison  
 nW 29 87-82 Georgetown  
 hW 110-65 Baptist College  
 aL 96-105 Missouri  
 hW 92-79 West Virginia  
 hW 97-71 Old Dominion  
 aL 77-80 South Carolina  
 hW 82-80 Memphis St. (OT)  
 hW 90-74 Marshall  
 aW 102-97 Cincinnati  
 aL 102-127 Southern Miss.  
 aL 84-97 VCU  
 hW 81-60 UNC Charlotte  
 hW 70-56 Radford  
 nW 1 66-64 Virginia  
 hW 88-87 Florida State  
 aL 99-107 Louisville

hW 141-133 So. Miss. (2OT)  
 hW 79-62 South Carolina  
 hW 115-111 Cincinnati  
 hW 87-74 Richmond  
 aW 93-75 Marquette  
 hL 82-87 Louisville  
 aL 79-92 Florida State  
 aL 104-112 Memphis State  
 nL 37 81-92 South Carolina  
 2646-2478

**1988-89 (11-17)**

hW 101-65 Wofford  
 hW 96-75 William & Mary  
 hW 103-84 James Madison  
 aL 76-79 Alabama  
 aW 105-92 Old Dominion  
 aL 52-101 West Virginia  
 aL 57-87 Georgetown  
 nW 4 79-68 Richmond  
 aW 97-91 VCU  
 aL 104-108 Marshall  
 hL 90-93 Marquette  
 hL 73-82 Louisville  
 aL 83-91 Memphis State  
 hL 99-104 Missouri  
 nW 1 90-83 VMI (OT)  
 aL 78-91 Southern Miss.  
 nL 4 106-113 Virginia (OT)  
 hL 97-100 Florida State  
 aL 95-108 Louisville  
 hW 107-92 Southern Miss.  
 aW 84-76 UNC Charlotte  
 aL 70-81 South Carolina  
 hL 79-90 Cincinnati  
 hW 82-79 East Tennessee St.  
 aL 84-98 Cincinnati  
 hL 79-86 South Carolina  
 aL 97-117 Florida State  
 hW 78-73 Memphis State  
 2441-2507

**1989-90 (13-18)**

hL 73-77 Marshall  
 hW 83-62 UNC Asheville  
 hW 76-75 Alabama  
 aL 88-102 James Madison  
 aW 76-53 William & Mary  
 hW 75-68 West Virginia (OT)  
 aL 64-97 Georgetown  
 nL 39 89-100 Rutgers  
 nW 39 78-77 San Francisco  
 nL 39 84-89 Creighton  
 aL 77-97 Memphis State  
 hW 71-68 VCU (OT)  
 aL 85-87 Southern Miss.  
 aW 72-68 Tulane  
 hW 74-61 Liberty  
 hW 91-83 Old Dominion  
 hL 59-62 Cincinnati  
 nL 1 59-77 Virginia  
 hL 63-67 Florida State  
 aL 80-89 Maryland  
 aL 69-96 Louisville  
 hL 76-93 Southern Miss.  
 hW 95-77 Tulane  
 aL 82-86 Richmond (OT)  
 hL 78-97 Louisville  
 aL 80-94 Cincinnati  
 aL 80-93 South Carolina  
 aW 84-74 Florida State  
 hW 69-64 South Carolina  
 hW 87-74 Memphis State  
 nL 46 67-81 Southern Miss.  
 2384-2488

**1990-91 (13-16)**

hW 79-77 VMI  
 hW 91-89 James Madison  
 hW 66-64 William & Mary  
 aL 76-84 Old Dominion  
 aW 77-75 VCU (OT)  
 aL 70-88 George Washington  
 nW 4 82-79 Richmond  
 nL 4 58-73 James Madison

aW 92-89 Marshall  
 hW 81-66 Memphis State  
 hL 77-83 Tulane  
 hL 99-101 Southern Miss. (OT)  
 aL 67-83 South Carolina  
 aL 61-77 Cincinnati  
 nL 4 61-86 Virginia  
 hL 60-71 Florida State  
 aW 86-79 Louisville  
 aL 68-94 West Virginia  
 hL 56-61 Richmond  
 aL 79-91 Southern Miss.  
 aL 66-99 Tulane  
 hW 72-56 Louisville  
 hW 85-81 Cincinnati (OT)  
 hL 67-82 Maryland  
 aL 79-91 Florida State  
 hW 50-41 South Carolina  
 aW 82-79 Memphis State  
 nW 1 75-69 Cincinnati  
 nL 1 71-91 Florida State  
 2133-2299

**1991-92 (10-18)**

aL 51-84 Richmond  
 nL 4 59-68 California  
 hW 76-64 George Mason  
 aL 60-66 William & Mary  
 hW 73-71 George Washington (OT)  
 hW 93-64 Liberty  
 hL 65-66 West Virginia  
 nW 48 79-57 Florida  
 nL 48 51-63 Michigan  
 hW 78-62 Old Dominion  
 aL 53-62 UNC Charlotte  
 hW 73-72 VCU (OT)  
 aL 60-80 Tulane  
 aL 60-72 Southern Miss.  
 hW 57-44 East Carolina  
 hL 68-78 Louisville  
 aL 52-64 South Florida



**Thomas Elliott led the Hokies in scoring in the 1991-92 and 1992-93 seasons.**



**Jay Purcell led Tech in scoring during the 1993-94 season.**

nL 1 57-61 Virginia (OT)  
 aL 53-54 George Mason  
 hL 60-73 Southern Miss.  
 hW 89-73 Tulane  
 aL 60-63 VCU  
 hL 62-75 South Florida  
 aW 73-70 Liberty  
 hW 73-65 UNC Charlotte  
 aL 76-78 East Carolina (OT)  
 aL 59-79 Louisville  
 nL 38 52-70 UNC Charlotte  
 1822-1898

**1992-93 (10-18)**

hW 55-47 Western Carolina  
 nL 1 62-78 North Carolina  
 hW 91-71 UNC Asheville  
 hW 87-76 Morgan State  
 hW 76-67 East Carolina (OT)  
 aL 82-84 Southern Miss. (2OT)  
 aL 72-84 Tulane  
 hL 56-65 UNC Charlotte  
 hW 74-62 South Florida  
 hW 80-55 Florida Atlantic  
 aL 61-71 Old Dominion  
 hL 65-71 Liberty  
 hL 65-76 Louisville  
 nW 4 59-53 Virginia  
 hW 70-66 William & Mary  
 hL 59-72 Tulane  
 hL 54-73 VCU  
 hL 44-57 Fla. International  
 hW 75-44 VMI  
 aL 50-77 South Florida  
 aL 49-66 East Carolina  
 aL 69-86 VCU  
 aL 70-74 West Virginia  
 hL 79-83 Southern Miss.  
 aL 61-82 Louisville  
 nL 49 80-89 UNC Charlotte  
 nW 38 64-55 Tulane  
 nL 38 71-85 VCU  
 1880-1969

**1993-94 (18-10)**

nW 50 63-58 West Virginia  
 hW 88-54 Coastal Carolina  
 hW 82-59 VMI  
 hW 86-59 UNC Greensboro  
 aL 52-85 Xavier  
 aW 80-61 East Tennessee St.  
 aW 115-87 Florida Atlantic  
 aW 87-65 Fla. International  
 hW 86-63 Tennessee  
 hW 68-58 Tulane  
 aW 69-65 Texas Christian  
 aL 76-95 Louisville

hW 81-65 Liberty  
 hW 67-55 South Florida  
 aW 95-79 William & Mary  
 hL 63-74 Louisville  
 hL 74-83 Southern Miss  
 aL 61-69 Tulane  
 aL 55-59 Southern Miss.  
 aL 75-81 VCU  
 hL 48-55 Marquette  
 hW 75-59 VCU  
 aW 65-40 South Florida  
 hW 63-55 UNC Charlotte  
 nL 1 61-70 Virginia  
 aW 61-57 UNC Charlotte  
 nW 46 65-64 VCU  
 nL 46 67-76 Louisville  
 2028-1850


**1994-95 (25-10)**

nW 51 69-62 Montana State  
 nW 51 87-81 Nebraska  
 nL 51 75-85 Illinois  
 hW 77-53 William & Mary  
 hW 82-55 Xavier  
 hW 110-75 VMI  
 hW 98-84 Texas Christian  
 aW 83-73 West Virginia  
 hW 86-64 East Tennessee St.  
 aW 73-64 Tennessee  
 hW 68-53 Delaware St.  
 aL 72-78 Tulane  
 aW 87-72 Southern Miss  
 hL 61-62 Louisville  
 hW 78-69 VCU  
 aW 57-54 Marquette  
 nL 17 76-87 North Carolina  
 aL 74-78 Louisville  
 aW 101-70 Liberty  
 hW 76-61 Southern Miss  
 hW 79-35 Florida Atlantic  
 aW 77-74 Wright St.  
 aL 66-68 South Florida  
 aL 60-71 UNC Charlotte  
 hW 70-66 Tulane (OT)  
 aL 57-62 VCU  
 hW 74-64 South Florida  
 nL 4 62-63 Virginia  
 hW 86-72 UNC Charlotte  
 nL 38 66-82 Southern Miss  
 hW 62-54 Clemson  
 aW 91-78 Providence  
 hW 64-61 New Mexico St.  
 nW 24 71-59 Canisius  
 nW 24 65-64 Marquette (OT)  
 2640-2353

**1995-96 (23-6; 13-3 in A-10)**

hW 93-49 Coastal Carolina  
 aW 71-66 William & Mary  
 hW 99-67 VMI  
 nL 52 72-85 Georgia  
 hW 68-62 West Virginia  
 nW 1 72-64 Virginia  
 nW 53 62-46 Wright St.  
 nW 54 76-60 UNC Charlotte  
 aW 88-69 Duquesne  
 nW 55 71-55 La Salle  
 nW 1 79-71 George Washington  
 hW 63-62 Dayton  
 aW 65-58 St. Bonaventure  
 aL 47-64 George Washington  
 hW 81-57 Fordham  
 hW 85-76 St. Joseph's  
 hW 74-48 UNC Greensboro  
 aW 72-66 Rhode Island (OT)  
 hW 69-63 Duquesne  
 aW 78-73 Xavier  
 hW 56-53 Liberty  
 hL 58-74 Massachusetts  
 aW 61-56 La Salle  
 aL 41-57 Temple  
 hW 70-61 Xavier

# YEAR-BY-YEAR RECORDS



**Ace Custis is among the career leaders in scoring, rebounding, steals and blocked shots at Virginia Tech.**

aW 73-54 Dayton  
 nL 56 71-77 Rhode Island  
 nW 23 61-48 Wisconsin-Green Bay  
 nL 23 60-84 Kentucky  
 2036-1825

**1996-97 (15-16; 7-9 in A-10)**

aW 57 101-73 Hawaii-Hilo  
 nL 57 56-63 Colorado  
 nL 57 68-92 Illinois  
 hW 83-41 East Tennessee St.  
 hW 63-45 Coastal Carolina  
 hW 66-50 UNC Greensboro  
 hL 57-60 Georgia  
 aL 65-76 West Virginia  
 hW 92-80 St. Bonaventure  
 aL 67-102 Xavier  
 aL 63-76 Duquesne  
 hW 71-46 William & Mary  
 aW 63-47 Massachusetts  
 hW 76-41 Georgia Southern  
 hL 52-73 Rhode Island  
 hW 57-46 La Salle  
 aW 59-47 Liberty  
 aL 50-68 St. Joseph's  
 aL 44-61 Wake Forest  
 hW 59-52 Dayton  
 hW 45-43 George Washington  
 aW 50-32 Fordham  
 aL 56-59 La Salle  
 aL 54-59 Dayton  
 hL 41-45 Temple  
 aL 52-69 George Washington  
 hW 76-62 Duquesne  
 nL 4 57-58 Virginia  
 hL 72-81 Xavier  
 nW 56 56-53 Fordham  
 nL 56 63-67 Rhode Island  
 1934-1867

**1997-98 (10-17; 5-11 in A-10)**

hW 71-55 Tennessee-Martin  
 aW 66-64 William & Mary  
 hW 80-47 Liberty  
 nL 18 73-74 South Carolina  
 nL 18 57-78 North Carolina  
 hW 79-72 Radford  
 hW 79-50 East Tennessee St.  
 hL 52-55 West Virginia  
 hL 65-73 VMI  
 aL 65-72 Duquesne  
 hW 72-61 St. Joseph's  
 nL 1 55-69 Virginia  
 aL 60-85 Dayton  
 aL 66-77 Xavier  
 aL 66-73 Rhode Island  
 hL 59-68 Massachusetts  
 hL 68-72 La Salle  
 aL 61-75 George Washington  
 hW 89-70 Fordham  
 aL 53-60 Temple  
 aW 69-68 St. Bonaventure (OT)  
 hL 63-74 Xavier  
 hW 54-53 Dayton  
 aL 64-74 La Salle  
 hL 50-64 George Washington  
 hW 93-79 Duquesne  
 nL 56 58-64 Massachusetts  
 1787-1826

**1998-99 (13-15; 7-9 in A-10)**

hW 59-50 William & Mary  
 hL 48-57 East Tennessee St.  
 aW 85-51 Liberty

hW 83-76 UNC Asheville (OT)  
 aL 57-62 UNC Charlotte  
 hL 47-52 Wake Forest  
 aL 68-69 West Virginia  
 hW 85-65 Coastal Carolina  
 hW 62-55 Winthrop  
 aL 40-55 Massachusetts  
 hL 67-80 Xavier  
 aL 66-78 St. Joseph's  
 aL 67-75 La Salle  
 hL 50-54 St. Bonaventure  
 aW 73-64 Dayton (OT)  
 aL 69-93 Xavier  
 nL 4 55-64 Virginia  
 hW 87-69 La Salle  
 aW 59-58 Duquesne  
 hW 77-75 George Washington  
 hL 67-76 Rhode Island  
 aW 79-75 Fordham (OT)  
 hL 48-78 Temple  
 hW 58-55 Dayton  
 aL 67-77 George Washington  
 hW 81-60 Duquesne  
 nW 56 74-63 Fordham  
 nL 56 51-64 Temple  
 1829-1850

**1999-00 (16-15; 8-8 in A-10)**

aW 59-57 William & Mary  
 aW 83-61 UNC Asheville  
 aL 53-68 East Tennessee St.  
 hW 60-52 UNC Charlotte  
 aW 65-46 VMI  
 hL 60-62 Radford  
 hL 61-62 Liberty  
 nW 51 79-71 Illinois State  
 nL 51 63-73 Auburn

nW 51 59-56 Louisiana-Lafayette  
 hL 58-61 West Virginia  
 aL 67-86 Xavier  
 aL 50-62 Dayton  
 hW 80-59 Duquesne  
 hW 82-72 George Washington  
 hW 82-61 Fordham  
 aL 46-66 Temple  
 nL 4 66-71 Virginia (OT)  
 hL 41-49 Massachusetts  
 hW 68-62 St. Joseph's  
 aL 64-71 La Salle  
 hW 78-67 Old Dominion (OT)  
 aL 54-61 St. Bonaventure  
 aW 65-61 Rhode Island  
 aL 68-71 George Washington  
 hW 73-65 Xavier  
 aL 50-70 Duquesne  
 hW 96-86 La Salle (OT)  
 hW 64-52 Dayton  
 nW 56 51-48 Fordham  
 nL 56 52-71 Temple  
 1997-1980

**2000-01 (8-19; 2-14 in BIG EAST East)**

hW 92-68 VMI  
 hL 46-48 William & Mary  
 hL 48-64 Virginia  
 hL 56-61 Liberty  
 nW 58 65-61 Fairfield  
 aL 68-88 Syracuse  
 hW 66-53 Elon  
 hW 81-75 East Tenn. State (OT)  
 aW 59-56 Mount St. Mary's  
 aL 70-84 Chattanooga  
 hW 84-75 High Point (2OT)  
 aL 64-89 St. John's

hL 83-85 Villanova (OT)  
 hW 85-74 Miami  
 aL 68-96 Georgetown  
 aL 74-86 Villanova  
 hL 60-75 Providence  
 hW 65-59 St. John's  
 aL 61-83 Boston College  
 aL 72-85 Connecticut  
 aL 61-86 Miami  
 hL 59-83 Boston College  
 hL 69-72 West Virginia  
 hL 46-61 Connecticut  
 aL 56-96 Providence  
 hL 61-85 Notre Dame  
 aL 51-70 Pittsburgh  
 1770-2018

**2001-02 (10-18; 4-12 in BIG EAST East)**

hW 82-59 Mt. St. Mary's  
 hW 86-63 Rhode Island  
 aL 46-55 Old Dominion  
 hW 90-62 East Carolina  
 hW 79-56 Northeastern  
 aL 61-69 Virginia  
 hW 74-73 VMI  
 nL 38 63-66 Murray State  
 nL 38 78-80 Wis.-Milwaukee (OT)  
 hL 51-55 Western Michigan  
 hW 63-56 Radford  
 aL 49-78 Florida State  
 hL 74-86 Connecticut  
 hL 72-80 Seton Hall  
 aL 60-95 Connecticut  
 hL 68-77 Miami  
 hL 75-77 Villanova  
 aL 68-77 Boston College  
 aL 69-81 Syracuse  
 aL 77-84 Villanova  
 hL 63-72 St. John's  
 hW 76-73 Boston College  
 aL 69-77 Providence  
 aW 78-63 West Virginia  
 aL 63-73 St. John's  
 hW 69-64 Providence  
 hW 63-49 Rutgers  
 aL 77-83 Miami  
 1943-1983

## NEUTRAL SITES

- Roanoke, Va.
- Raleigh, N.C.
- Lynchburg, Va.
- Richmond, Va.
- Staunton, Va.
- Bluefield, Va.
- Columbia, S.C.
- Winston-Salem, N.C.
- Norfolk, Va.
- Durham, N.C.
- Bristol, Va.
- Wytheville, Va.
- Fayetteville, N.C.
- Birmingham, Ala.
- Watauga Tourney, Johnson City, Tenn.
- Gulf South Classic, Shreveport, La.
- Greensboro, N.C.
- Charlotte, N.C.
- Big Five (Salem, Va.)
- Southern Conference Tournament
- Sugar Bowl
- Gator Bowl
- NCAA
- NIT (Madison Sq. Garden)
- All-College Tourney
- Charlottesville, Va.
- Statesville, N.C.
- Charleston, W. Va.
- Hampton, Va.
- Fort Myer, Va.
- Old Dominion Classic
- Vanderbilt Tourney
- Michigan Tourney
- Indiana Tourney
- Dayton Tourney
- Hampton, Va.
- Memphis, Tenn. (Metro)
- Louisville, Ky.
- Rainbow Classic (Hawaii)
- Cincinnati (Metro)
- Volunteer Classic
- Steel Bowl (Pittsburgh, Pa.)
- Hawaiian Airlines Classic
- Miller Classic (Tampa, Fla.)
- Big Apple NIT
- Biloxi, Miss. (Metro)
- Greenville, N.C.
- Red Lobster Tournament (Orlando, Fla.)
- Davidson, N.C.
- USAir Arena (Landover, Md.)
- San Juan, Puerto Rico
- Jeep Eagle Classic (Atlanta, Ga.)
- New Orleans, La.
- Worcester, Mass.
- Radford, Va.
- Philadelphia, Pa.
- Big Island Invitational (Hilo, Hawaii)
- Carrier Classic (Syracuse, N.Y.)

# ***THIS IS TECH***





# VIRGINIA TECH

## THE UNIVERSITY ADAPTS TO CHALLENGES OF THE FUTURE

Since its founding in 1872, Virginia Polytechnic Institute and State University, popularly known as Virginia Tech, has grown from a small college of 132 students into Virginia's largest university and its top research institution. During its 130 years of existence, Virginia's premiere land-grant institution has grown into a comprehensive university of national and international prominence.

Recognizing that higher education is a key force behind the quality of American life, our economic competitiveness, and our democratic form of government, President Charles W. Steger has challenged the university to become one of the country's top 30 research institutions by the end of the decade. Even before Steger's challenge, Tech had begun moving in that direction and is now ranked 51st in the nation.

Among recent research innovations, Tech teamed with Wake Forest University to establish the Virginia Tech-Wake Forest University School of Biomedical Engineering and Sciences to offer M.S. and Ph.D. degrees in biomedical

engineering (BME) and to be the focus of collaborative research. The university's Virginia Bioinformatics Institute is leading the way in helping scientists merge computers and biotechnology to sort through complicated genetic material to speed research. And the university's partnership with the University of Virginia and Carilion Health System to form the Carilion Biomedical Institute is improving health care worldwide and increasing economic development opportunities in Southwest Virginia.

In other areas, Virginia Tech has one of the most comprehensive and successful programs to support state and local economic development, according to a study conducted by the Southern Growth Policies Board and

funded in part by the National Science Foundation. The study report, *Innovation U: New University Roles in a Knowledge Economy*, named the nation's 12 most successful universities in terms of outreach, economic development, and technology transfer practices.

Virginia Tech was established as an all-male military school dedicated to the original land-grant mission of teaching agriculture and engineering. Today, the co-educational institution, which operates a European studies center based in Switzerland and educational, research, and outreach/Extension facilities throughout Virginia, has recognized programs in music, business, architecture, and the humanities, as well as its traditional strengths in the sciences, engineering, and technology.

While participation in the Virginia Tech Corps of Cadets is now voluntary, the corps, which has approximately 700 cadets, remains a proud tradition of the university. Virginia Tech is one of only two universities in the nation with a military component inside a larger civilian population.

Although Virginia Tech is currently organized into eight colleges – Agriculture and Life Sciences, Architecture and Urban Studies, Arts and Sciences, Pamplin College of Business, Engineering, Human Resources and Education, Natural Resources, and Virginia-Maryland Regional College of Veterinary Medicine – plans are under way to restructure the university and add a College of Biological, Mathematical, and Physical Sciences.

Together, the colleges offer about 175 bachelor's, master's, and doctoral degree programs to approximately 26,000 students, who hail from countries throughout the world.

The university's 2,600-acre main campus is home to more than 100 buildings, hundreds of research laboratories, the Donaldson Brown Hotel and Conference Center, and an airport. Adjoining the campus





## VIRGINIA TECH AT A GLANCE

is the 120-acre Corporate Research Center, home to more than 100 companies that take advantage of the university's research and faculty expertise. Within five miles of campus is a 1,700-acre research farm.

Virginia Tech follows the dictates of its motto, *Ut Prosim* ("That I May Serve"), focusing on its land-grant missions of instruction, research, and solving the problems of society through outreach and Extension activities. Through the generation of new knowledge and the outreach mandate, the university disseminates practical knowledge through the classroom and to society as a whole. It is a university that puts knowledge to work.

### INSTRUCTION

Tech's eight colleges offer more degree programs than any other university in the state, with 61 undergraduate and 115 graduate programs. In addition, the university is one of the nation's leaders in integrating instructional technology into the

- ▶ Eight colleges – with a ninth approved – and a graduate school
- ▶ 60+ bachelor's degree programs
- ▶ 115 master's and doctoral degree programs
- ▶ 15:1 student-faculty ratio
- ▶ Main campus includes 100 buildings, 2,600 acres of land, and an airport
- ▶ Computing and communications complex for worldwide information access
- ▶ Currently ranked 51st among the nation's research institutions
- ▶ Has adjacent Corporate Research Center

### STUDENT POPULATION

- ▶ The most popular majors for incoming first year students in the fall of 2002 were engineering, university studies, business, computer science, biology, communication studies, animal poultry science, psychology, architecture, and marketing.
- ▶ 118 countries and 48 states, plus Washington, D. C., the Virgin Islands, and Puerto Rico are represented in the student population. 59 percent of the student population is male, while 41 percent is female.



curriculum, requiring all entering students to have a computer.

### RESEARCH

With annual research expenditures of about \$216 million, Virginia Tech consistently ranks about 50th among research universities in the United States. With more than 100 research centers, the university also consistently

ranks among the top institutions in industry-supported research and in the top 10 in the number of patents issued each year.

### OUTREACH

Virginia Tech is involved in a multitude of projects as part of its outreach mission. For example, it spawns economic development, helps global marketing efforts, investigates better uses for strip-mined land, helps clean the Chesapeake Bay and other state waterways, provides design and planning assistance to communities, and directs reforestation in Senegal. University scientists developed the vaccine that is the standard for preventing brucellosis in cattle around the world.

Outreach efforts also focus on education and distance learning techniques – satellite videoconferencing, multimedia, interactive video, interactive computer conferencing, and web-based courses, for example – to meet the various needs of working adults and other nontraditional students. Professionals, organizations, and communities also tap Virginia Tech's vast resources, expertise, and research results through the Division of Continuing Education, which offers hundreds of programs annually.

The Cooperative Extension Service, operated jointly in the commonwealth by Virginia Tech and Virginia State University, has been helping people improve their economic, cultural, and social well-being for more than 85 years.

## WHAT IS A HOKIE?

One of the most frequently asked questions in Virginia Tech athletics is "What is a Hokie?"

The Hokie is often associated with a gobbler, but these two Tech traditions have very different beginnings.

The story leads back to 1896 when Virginia Agricultural and Mechanical College changed its name to Virginia Polytechnic Institute. With the name change came the necessity for a new cheer, and a contest was held by the student body. Senior O.M. Stull won first prize for his "Hokie" yell, which was first used that fall and is still heard today. Later, when asked if "Hokie" had any special meaning, Stull explained that the word was solely the product of his imagination. He put it in his cheer because he thought it sounded good. It soon became a nickname for all Tech students.

Virginia Tech came to be known as the "Gobblers" thanks to the efforts of Floyd Meade. Meade appeared at Tech football games in the 1900s dressed as a clown for the entertainment of fans. The clown act grew tiring, and Meade began training a large turkey to pull him around in a small cart. Meade and his turkey first appeared on opening day 1912, and over the next few years, made the Gobbler a part of Virginia Tech history.

Over the years, the live turkey evolved into a costumed mascot. The original design, a long-necked Gobbler, was introduced in 1962. The costume has been redesigned twice, becoming the current HokieBird in the fall of 1987.

The official university colors — Chicago maroon and burnt orange — were also introduced in 1896. The colors were chosen by a committee because they made a "unique combination" not worn elsewhere at the time.



# CASSELL COLISEUM – HOME OF THE HOKIES



Now in its 42nd season, Cassell Coliseum provides Virginia Tech basketball with one of the great home courts in the nation. Winning has been the norm in the facility since its opening in 1961.

Cassell Coliseum is constantly undergoing improvements. Two years ago, new state-of-the-art video screens were added and last year, each seat in the arena was refinished to a natural wood look. This season, fans will notice step one of a three step process to renovate and improve the ambulatory of the coliseum.

Restoration and sealing of the exterior concrete walls and buttresses of Cassell Coliseum took place in 1997. Roof repair was completed in the fall of 1996, with replacement of the roof surface and

installation of structural access to the heating and lighting systems as well as installation of steel beams in the top of the arena.

The men's basketball team was given a gift from Pat and Sandy Cupp of Blacksburg, Va. The gift was used for renovation of the men's basketball locker room which is now the Bill Foster Basketball Suite, named after one of Tech's most successful men's basketball coaches who retired five years ago.

Entering the 2002-2003 season, the Hokies have won 401 out of 513 games played in Cassell, for a winning percentage of .782.

During the 1994-95 season, Cassell was the site of high excitement as the Hokies hosted two of the National Invitation Tournament games, en route to the championship. The Hokies

beat Clemson in a first-round game at the Coliseum, then scored an emotional 64-61 third-round win over New Mexico State, turning the arena into a madhouse.

The first basketball game was played in the Coliseum on January 3, 1962 as the Hokies routed Alabama, 91-67. The near-capacity crowd had to sit on the concrete floor to watch the initiation of the new building because the seats had not arrived.

There have been four perfect season records for the Hokies in Cassell: two 10-0 years (1961-62 and 1965-66), an 11-0 campaign (1972-73) and a 14-0 season (1975-76). The Hokies have lost only one game on their home court in 11 other years, including 13-1 records in 1977-78 and 1987-88.

State rivals have had little success playing the Hokies in

Cassell, winning only 12 of 106 visits.

On September 17, 1977, Virginia Tech officials and friends dedicated the Coliseum in honor of the late Stuart K. Cassell.

Adjacent to Cassell Coliseum is the Jamerson Athletic Center. Completed in 1982 and dedicated in the fall of 1983, it is named in honor of J.E. Jamerson and his son, William E. Jamerson, owners of the firm that built the building.

The complex contains administrative and coaching offices, athletic department accounting and business offices, team and coaches' meeting rooms, the Jim "Bulldog" Haren Weight Room and the Gordon D. Bowman Memorial Club Room on the top floor for Hokie Club members.

Prior to the 1988-89

season, a modern, spring-loaded playing floor was installed in the Coliseum. During the fall of 1989, the facility was upgraded with an improved lighting system in the arena.

Construction for the main portion of the Coliseum began in 1961. It was completed in December 1964, at a cost of \$2.7 million. Built by T.C. Brittain and Company of Decatur Ga., it houses a 10,052-seat basketball arena, locker rooms, two auxiliary gymnasiums, offices and other athletic facilities.

Although capacity crowds are a frequent occurrence in Cassell Coliseum, the largest crowd ever recorded was an overflow of 11,500 for Purdue on December 3, 1966.

### YEAR-BY-YEAR IN CASSELL COLISEUM

Season	Record	Att.
1961-62	10- 0	68,000
62-63	7- 3	76,000
63-64	10- 2	72,000
64-65	9- 3	73,000
65-66	10- 0	69,000
66-67	11- 1	85,000
67-68	8- 1	55,500
68-69	9- 1	62,000
69-70	7- 3	64,000
70-71	9- 1	71,500
71-72	9- 1	55,000
72-73	11- 0	84,300
73-74	10- 2	105,000
74-75	8- 3	91,600
75-76	14- 0	107,200
76-77	11- 3	100,754
77-78	13- 1	93,833
78-79	10- 1	86,972
79-80	10- 2	102,806
80-81	10- 3	90,075
81-82	11- 2	94,719
82-83	16- 1	112,539
83-84	12- 3	118,853
84-85	12- 2	115,054
85-86	12- 1	109,836
86-87	8- 4	66,827
87-88	13- 1	122,757
88-89	6- 6	94,532
89-90	9- 5	100,153
90-91	7- 5	70,668
91-92	8- 4	55,380
92-93	8- 7	66,483
93-94	9- 3	74,622
94-95	14- 1	93,622
95-96	10- 1	91,933
96-97	10- 4	66,800
97-98	8- 6	72,742
98-99	8- 6	56,559
99-00	9- 4	52,547
00-01	6- 9	67,619
01-02	9- 6	52,511
<b>Totals</b>	<b>401-112</b>	<b>3,370,296</b>




**Cassell Coliseum is one of the finest basketball facilities in the country. During the summer of 2001, all of the seats were removed, given a complete renovation and great-looking natural wood finish, and reinstalled. This season, improvements to the ambulatory of Cassell Coliseum are underway.**



**The Hokies' basketball locker room, Tech's four retired jerseys and the lounge area are all part of the Bill Foster Basketball Suite.**



# VIRGINIA TECH'S FIRST-RATE FACILITIES



**The Merryman Center is the hub of Virginia Tech's outstanding athletic complex.**

With the centerpiece of the Merryman Center, Virginia Tech student-athletes compete and train in some of the best facilities in the nation. Men's basketball competes in Cassell Coliseum, but has access to a wide array of facilities.

The Merryman Center ranks as one of the finest facilities in all of college athletics. The \$10.6 million all-purpose building, adjacent to Cassell Coliseum, opened its doors in 1997. It boasts a large, state-of-the-art strength and conditioning center, which includes a speed and agility gym and one of the largest and best-equipped sports medicine facilities in the country.

The facility is named for the F.W. "Sonny" Merryman family of Rustburg, Va., which presented the university with a major gift,



**The spacious new athletic training facility was completed this past summer.**

kicking off a fundraising campaign.

Cassell Coliseum, now in its 41st season as the home of the Hokies, provides Tech with one of the loudest and toughest home courts in collegiate basketball. The spacious men's basketball locker room and lounge are located just a few steps from

both the arena floor and two, full-court, practice gyms.

Lane Stadium, home of the nationally-ranked football team, is also adjacent to the Cassell Coliseum, Merryman Center, Jamerson Athletic Center complex. Lane Stadium is one of the best places to watch college football.

Among the other facilities

at Virginia Tech is Rector Field House, which features a full-sized indoor practice field and one of the nation's finest indoor running tracks. The Johnson-Miller Outdoor Track Complex has an eight-lane Mondo track and is also the home to Tech soccer and lacrosse. War Memorial Gym is the site of swimming and diving at Tech.



Some highlights of the athletics facilities are (top photo) the Johnson-Miller Outdoor Track Complex and Tech softball field; (clockwise) an indoor view of Rector Field House, War Memorial Pool, the indoor courts at Burrows-Burleson Tennis Center and (below) English Field.



English Field is the home for Tech baseball. The 1,500-seat stadium gives the Hokies one of the finest baseball facilities in the BIG EAST Conference. The Virginia Tech softball field is one of the newer facilities on the campus and gives Tech one of the top facilities in the country. The Burrows-Burleson Tennis Center offers six indoor and six outdoor courts. Tech has

hosted NCAA and conference tournaments at the center.

Virginia Tech also has an on-campus golf course for its nationally ranked program and numerous running trails. A new set of football practice fields behind the Merryman Center has been completed and allows the soccer and lacrosse teams use of the former football practice fields.



# ATHLETIC PERFORMANCE

## BUILDING THE MIND AND BODY

There's much more to athletic performance than weight training. Always striving to stay on the cutting edge, Virginia Tech has added two more services for its student-athletes in the past couple of years. At Tech, nutrition and sports psychology are also a part of the student-athlete's preparation – not just for game day, but also for life after college. Virginia Tech tries to provide the best services, facilities and support staff for all of its student-athletes, to make them better athletes and better people.

### STRENGTH & CONDITIONING

Thanks to the direction of Assistant Athletics Director for Athletic Performance Mike Gentry, the Virginia Tech strength and conditioning program is among the best in the nation.

One of the main support centers of Tech basketball is the strength and conditioning program. The results of hard work by not only the staff but the student-athletes have paid huge dividends for Tech athletes in all sports.

The basketball team trains in the beautiful 17,000-square foot training center on the first



**The strength and conditioning program at Virginia Tech goes far beyond the boundaries of the Hokies' spacious weight training facility in the Merryman Center. The athletic performance staff stresses performance-based nutrition and also offers counseling services, which can be important resources for student-athletes.**

level of the Merryman Athletic Center. The weight room facility features new free-weight equipment, a full line of Hammer Strength equipment, 12 platforms and a 6,000-square foot state-of-the-art speed and agility room.

Tech also has the use of a 10-by-40-yard sand pit located

outdoors and adjacent to the weight room. This pit is used for resistive running drills to improve speed. The Hokies also have the new practice field for use in running drills.

Tech athletes also train in the Jim "Bulldog" Haren Weight Room. Located in Jamerson Athletic Center, the

Haren Weight Room is a 5,000-square foot weight room officially dedicated in September 1985. With the two facilities, the Hokies have over 22,000-square feet of strength and conditioning training space.

Assisting Gentry in the weight room this year are three full-time assistant strength and conditioning coaches: Jay Johnson, assistant director of strength and conditioning, Terry Mitchell, strength and conditioning coordinator of men's Olympic sports and Emily Chones, strength and conditioning coordinator for women's Olympic sports. Gentry also has the services of four graduate assistants — Erin O'Neil, Lisa Guarnieri, Keith Short and Gabe Teeple.

### SPORTS NUTRITION

Since the summer of 2000, the athletics department has included nutrition as part of its



## MIKE GENTRY

### ASSISTANT DIRECTOR OF ATHLETICS FOR ATHLETIC PERFORMANCE

Dr. Mike Gentry begins his 15th season as the Hokies' director of strength and conditioning. As assistant athletics director for athletic performance, his duties include overseeing the strength and conditioning training of athletes in all 21 varsity sports at Virginia Tech. He is directly involved in the training of the football and women's basketball teams and manages programs for nutrition.

A native of Durham, N.C., Gentry received his bachelor's degree in physical education from Western Carolina University in 1979 and received his master's from the University of North Carolina at Chapel Hill in 1981. He received his doctorate in curriculum and instruction, with an emphasis in motor behavior, from Virginia Tech in 1999.

Gentry worked as an assistant strength coach at UNC and as the head strength coach at East Carolina University prior to coming to Virginia Tech in 1987.

In 1995 and 1996, Gentry was recognized by the National Strength and Conditioning Association as a finalist for the National Strength and Conditioning Professional of the Year.

Gentry has a son, Roy Christopher, who is 12.



**Brian Chase works hard both on and off the court. Outstanding strength and conditioning is a trademark of Virginia Tech athletes.**



**The “Training Edge” dining facility (above) is located near Cassell Coliseum on campus. Nutritionist Amy Freel (below) uses the “BOD POD” to help athletes and coaches with body composition analysis.**



program for student-athletes.

In July 2002, Amy Freel, former coordinator of student life, became the full-time sports nutritionist in the athletics department.

Freel works one-on-one with student-athletes to provide them with information that they need on their diet. She provides individual players with diet counseling on issues such as gaining lean muscle mass, losing body fat, and how to eat to improve performance.

She also designs preseason menus, snacks and training table menus for the basketball team.

“It is extremely beneficial for our student-athletes to have nutrition education and counseling available to them in order for them to remain

successful in their sports and outside of athletics,” Freel says.

### **SPORTS PSYCHOLOGY**

The sports psychology program at Virginia Tech is in its third year of offering services to student-athletes. The licensed psychologists, Dr. Gary Bennett and Dr. Robert Miller, associate director of the Thomas E. Cook Counseling Center, counsel student-athletes either individually or as a team.

The psychologists meet with student-athletes on an individual basis for personal counseling, performance enhancement and to discuss the mental aspects of the game. As a team, the sports

psychologists work on team building, communication and performance enhancement.

Gentry says, “I’ve always felt that (sports psychology) was an important element. We want to be a holistic model of an athletics department and we wanted to, and needed to, include sports psychology in that model.”

“We try to talk about a variety of issues, such as nutrition or academics. We want to be broader and help the person as a whole, not just

with performance,” Miller says.

The psychologists also offer an injury group to afford injured athletes the opportunity to meet with other injured athletes and talk about their recovery process. Injured athletes may also meet individually with the sports psychologists if they do not feel comfortable in the group or cannot make the sessions. On average, the psychologists conduct 20 individual sessions per week.

The success of Virginia Tech's athletic program rests largely on the academic progress of each student-athlete. The academic performance of Tech student-athletes has improved each year due in part to the Student Athlete Academic Support Services (SAASS).

The Virginia Tech graduation rate for student-athletes has risen significantly in recent years and reached 71 percent in 2002 as compared to the national average of 58 percent. The 71 percent student-athlete graduation rate marks the fourth time in the last nine years that Tech has reached that level.

Last spring, the Athletic Director's Honors Breakfast paid tribute to a record 347 student-athletes, student trainers, student managers, cheerleaders and HighTechs who posted 3.0 or greater QCA's in the 2001 calendar year.

The expectations of the Virginia Tech community are that each student-athlete achieves their maximum academic and athletic potential. With the proper assistance, facilities and encouragement, these

potentials can become a reality.

SAASS provides programming for student-athletes from their freshman year through graduation. This includes a comprehensive orientation to Tech, study hall, mentoring, tutoring, academic monitoring, academic recognition, and eligibility education. Additionally, student-athletes are referred to and encouraged to take advantage of other campus agencies charged with helping students in their academic pursuits.

Academic facilities for student-athletes include the Monogram Room, a large room used as a study hall area adjacent to the SAASS office in Cassell Coliseum. The HEAT (Hokies Engaging in Advanced Technology) Lab houses over 26 computers on the second floor of Cassell Coliseum and laptop computers are also available for Tech athletes to use when traveling to away contests. The athletic department also provides areas for private, quiet study for the athletes' convenience.

Additionally, student-athletes can use the Center for Academic Enrichment and

## SAASS MISSION STATEMENT

The Virginia Tech Student Athlete Academic Support Services office commits to providing fundamental and supplemental programming, consistent with University and NCAA policy, aimed at enhancing each student athlete's educational experience leading to graduation.

Our stakeholders include: student athletes and their families, the university community, coaches and athletic administrators. We seek to develop relationships with our stakeholders that are founded on trust and respect and provide the following services to accommodate their needs:

- University and NCAA information
- Orientation
- Academic assessment
- The development of an effective student life program
- Appropriate referrals
- Monitored study environments
- Tutorial programs
- State of the art technological learning assistance
- Student Athlete academic performance evaluations

Excellence site offices, located in Hillcrest and Femoyer Halls.

Together, these spaces provide the student-athlete with a variety of study environments conducive to their success. Athletes can use these facilities between classes, after practice, or in the evenings, with flexible hours tailored to make the most of a student-athlete's limited time.



**Katie Ammons**

Director Chris Helms oversees an office comprised of associate directors Lois Berg and Colin Howlett, assistant directors Katie Ammons, Renia Edwards and Becky Kolenbrander, and secretary Terrie Repass.

Ammons, who begins her fourth year as an assistant director, returned to her alma mater in October of 1999 when she was named to the post.

She serves as the academic coordinator for the men's and women's basketball programs as well as the men's and women's cross country and men's and women's track and field programs. In addition, she also serves as the coordinator for the student-athlete computer lab and technical liaison for the office.

Ammons came to Tech from the University of Florida where she served as an intern in the Office of Student Life. She earned her master's in athletic administration from Ohio University in 1998 and received her bachelor of arts degree in communication studies and political science from Virginia Tech in 1997. As a student-athlete at Virginia Tech, Katie was a member of the Hokies' swim team.



## CHRIS HELMS

### DIRECTOR OF STUDENT ATHLETE ACADEMIC SUPPORT SERVICES

Beginning his fourth year at Virginia Tech, Chris Helms is the director and is responsible for the development and leadership of the Student Athlete Academic Support Services office. Helms oversees an office comprised of two associate directors, three assistant directors, and a secretary forming a

group of professionals serving the needs of all student-athletes.

In addition to his duties directing SAASS, Helms serves as a liaison between the academic and athletic communities and is an ad hoc member of the University Athletic Committee.

Helms came to Tech from Michigan State University, where he served as the assistant director of the Student Athlete Support Services office.

Prior to MSU, Helms served as the coordinator of academic affairs for the Florida State University football program. Some of his other experience includes academic advisement for student-athletes at Central Connecticut State University.

Helms earned his bachelor's degree in psychology at Wake Forest University and received his master's in athletic counseling from Springfield College.

A native of Frederick, Md., he and his wife, Renee, have a son, Walker, and a daughter, Meigs.



# OFFICE OF STUDENT LIFE

The Virginia Tech Athletics Department is dedicated to the welfare and future of its student-athletes. The commitment is guided by the department's sponsorships of life skills programming associated with its CHAMPS/Life Skills Program and the Hokies Turning Opportunities into Personal Success (HiTOPS). The HiTOPS program provides a well-rounded program for student-athletes to develop the individual skills necessary to lead successful and productive lives.

The focus of the program is on five commitments viewed as critical to personal growth.

## SERVICE

The Tech basketball program takes great pride in its community service projects. Many players take part in various programs such as Read to Grow, Winning Choices Character Education Program, Hokie Readers, White Ribbon Campaign (men against violence toward women), hospital, retirement home and detention center visits and VT Night at local elementary schools. The Office of Student Life is committed to providing student-athletes with opportunities to develop the foundation for a lifelong commitment of volunteerism.

## ACADEMIC EXCELLENCE

Academic excellence is promoted through a full range of services available for any student-athlete. HiTOPS is committed to effective study skills programs, which facilitate the development of student-athletes as critical thinkers with a variety of integrated learning skills. A monitored study hall, assigned academic advisors, HEAT Lab (computer integrated classes) and honors, awards and

recognition, such as the Athletic Director's Honor Roll and the Arthur Ashe Jr., Sports Scholars, are all offered by Virginia Tech to help with academics.

## CAREER DEVELOPMENT

HiTOPS is committed to the goal of assisting student-athletes in the process of career development. It is the program's intention to provide a developmental approach that begins with career awareness, which then leads to career exploration and finally job placement. Career development components of the program include complete interest inventories, career nights, job shadowing, internship opportunities, GRE/Graduate School seminars, resume writing workshops and interview skills training.

## ATHLETIC EXCELLENCE

CHAMPS/Life Skills programs encourage student-athletes to transfer the lessons learned in athletic



participation to their daily life experiences. Virginia Tech strives to provide its student-athletes with excellent facilities, staff, equipment and support programs. Athletic excellence is fostered by the department's sponsorship of 11 men's and 10 women's intercollegiate sports.

## PERSONAL DEVELOPMENT

HiTOPS is committed to the goal of assisting in developing the total person. Student-athletes are given opportunities to acquire appropriate communication skills and decision-making skills that will enable them to manage their personal and professional lives. This is done through workshops and seminars in media training, SAFE (Sexual Assault Facts & Education), Alcohol Awareness Week programs, conflict resolution, manners and etiquette and fiscal responsibility.

## PURSUIT OF EXCELLENCE

Tech's overriding goal continues to be a combination of excellence in both athletic competition and academic achievement. These five commitments of the CHAMPS/Life Skills and HiTOPS programs help lead to the development of productive, responsible and successful lives for Virginia Tech student-athletes.



**JERMAINE HOLMES**  
DIRECTOR OF STUDENT LIFE

Jermaine Holmes is in his fourth year as the director of student life for Virginia Tech and fifth year working in the athletics department.

Holmes oversees the day to day operation of the office of student life, directs the HiTOPS CHAMPS/Life Skills Program and serves on various student-related committees on campus.

He serves as a member on the advisory counsel for multi-cultural affairs and committee for campus climate and provides lectures as a member of SAFE (Sexual Assault Facts and Education).

While pursuing his undergraduate degree at Virginia Tech, Holmes was a star wide receiver for the Hokies. He earned his bachelor's degree in marketing management in 1996 and his master's in consumer studies in 1998, both from Virginia Tech.

Born in St. Petersburg, Fla., Holmes is single and currently resides in Blacksburg. In his spare time, he enjoys weight training and playing basketball.

The Virginia Tech Sports Medicine Department is an ever-changing and developing unit that strives to provide the most current and comprehensive care to all student-athletes.

The department, under the leadership of Gunnar Brolinson, D.O., Delmas Bolin, M.D., and Mike Goforth, director of athletic training, is constantly evolving to incorporate new ideas and state-of-the-art resources for the betterment of student-athletes.

A professional staff — including primary care physicians who are Board certified in family medicine and sports medicine, orthopaedic surgeons, certified athletic trainers, physical therapists, chiropractors, massage therapists, sports psychologists, nutritionists and orthotists — is available to manage the health care of athletes.

As part of the evolution, Tech recently completed the 4,300 square foot Eddie Ferrell Memorial Training Room. This area consolidated the training rooms that existed in the Merryman Center and Cassell Coliseum. The new facility gives the training staff a centralized area to care for the needs of all Virginia Tech student-athletes. There is state-of-the-art equipment and a unique style of architecture, developed by Glenn Reynolds, AIA. Larry Perry was the consulting engineer.

The new room, which nearly doubles the size of the former Merryman Center facility, also allows the staff to utilize that room for physical therapy, chiropractic care and massage therapy. With its completion, Virginia Tech



**Gunnar Brolinson, D.O.**



**Delmas Bolin, M.D.**



**Mike Goforth**  
Director of Athletic Training

now has more than 10,000 square feet dedicated to sports medicine, placing Tech in the top five percent nationally.

In addition, the \$10 million Merryman Center, a state-of-the-art facility which includes 2,400 square feet of medical space, will supplement the new training room.

This treatment room has numerous treatment modalities including electric stimulation, ultrasound, hot packs and interferential current. It also has an office for the staff, dozens of training tables, whirlpools, rehabilitation equipment and two cold tubs. In addition, a new training room has been constructed in Rector Field House to serve the football team when it practices indoors.

After the sports medicine staff diagnoses and treats an ill or injured athlete, the strength and conditioning staff works to give the best injury prevention and performance enhancing programs possible.

The training, medical and strength and conditioning staffs each have a role in bringing the athlete back quickly and ready to play. After an injury, an athlete will go through rehabilitation and physical therapy. Athletes are then moved to weight training

as they become able. The strength and conditioning staff uses specific programs for each injury in an effort to get the athlete back quickly.

The range of benefits athletes have access to include custom orthotics, custom mouth guards, specialized DonJoy prophylactic bracing and many other options to help prevent or protect them from injuries. The sports medicine staff also takes great pride in treating the athlete year-round. Special attention is paid to off-season activity. During this time, the staff will analyze past injury data from each participant and construct a preventative program.

Their programs consist of strengthening, stretching and most importantly movement pattern analysis and training to help prevent the re-occurrence of injuries.

Most of the off-season activity is based on a program called the functional movement screen, developed by Gray Cook of the Athletic Testing Services. This screening device is used to assess an athlete's potential for performance improvements as well as other pre-disposition for certain injuries.

A vital part of student-athletes' services is access to

the Schiffert Student Health Center in McComas Hall. A health center and counseling services are available on one side of McComas Hall, while recreation sports and fitness programs are available on the other. The center also has a fully-operational diagnostic laboratory, X-ray facilities and eight full-time physicians.

Student-athletes can also go to Schiffert Student Health Center to be seen by a practitioner or see an orthopaedic surgeon, if necessary. If physical therapy is needed, student-athletes can rehab at the Merryman Center. Staff psychologists, located in the Cook Counseling Center, are also available to all student-athletes for personal and performance issues.

"Our goal is to provide the same high level of health care that professional and Olympic athletes receive," Goforth said. "Our usage of specialist care is modeled after the NFL system and incorporates components of the Olympic Training Center in Colorado Springs."

There are also five Certified Athletic Trainers assisted by a staff of seven graduate assistants and 15 student trainers in caring for Tech's 20 other varsity sports.

# VIRGINIA TECH ATHLETIC FUND

The Virginia Tech Athletic Fund has realized new levels of financial support from its ever-expanding donor base of more than 12,000 members. In 2001 a new record for giving was set as gifts exceeded \$13 million.

The Hokie Club is charged with raising funds to support the scholarship, capital and programmatic needs of the Athletics Department. Donors make gifts in outright forms such as cash, real estate, securities, gifts in kind, corporate matching programs, or through planned or deferred gifts such as a will, living trust, life income trust, retirement plans, life insurance or charitable lead trusts.

"Our fans realize that the athletic programs here at Virginia Tech can compete for national championships and they want to play an integral

part in supporting those efforts," said Lu Merritt, Tech's director of development for intercollegiate athletics. "It's really impressive to see such excitement and enthusiasm from our loyal fans."

A 1968 graduate of Virginia Tech and letterman on the Hokies' tennis team during his undergraduate years, Merritt currently serves on the Executive Committee of the National Association of Athletic Development Directors (NAADD).

John Moody, associate director, focuses on major gift fundraising and special projects. A former football player at Tech, Moody has worked in the Hokie Club for 30 years.

David Everett serves as director of major gifts for the Hokie Club. A member of the Hokies' 1986 Peach Bowl

## The ROUNDBALL CLUB

The mission of the Roundball Club is to:

- Promote public awareness of the Virginia Tech men's basketball program.
- Foster the goals and policies of the Virginia Tech Athletics Department.
- Provide the level of spirited support and resources required for the program to achieve national prominence.

The Virginia Tech Roundball Club, founded at the beginning of the 2000-2001 season, has quickly become a major supporter of Hokie basketball.

The group, made up of Tech fans from all areas of the community, provides vocal support in Cassell Coliseum and behind-the-scenes support off the court.

Michael Weeks is the president of the club and presides over a 16-person executive committee. For more information on the Roundball Club, e-mail [rndball@vt.edu](mailto:rndball@vt.edu) or visit them on the web at <http://buycollegestuff.com/roundball/index.htm>.



**The VTAF staff: (seated, l-r) Vicky Moore, Diana Fain, Sharon Linkous, Jane Broadwater, Johnnie Hoehn; (standing, l-r) Lu Merritt, John Moody, David Everett, Brian Thornburg, Terry Bolt and Tommy Graham.**

team, Everett currently serves the Richmond area.

Terry Bolt, director for special gifts, serves the eastern part of Virginia, while overseeing planning and direction of the Annual Fund. In addition, she is responsible for the Orange and Maroon Tour, the annual Hokie Celebration and the Regional Hokie Club President's meetings.

Brian Thornburg, assistant director, serves the Hokie Clubs of central, southside and southwestern Virginia, North Carolina, South Carolina, Georgia and Tennessee. Brian joined the staff in September of 2002 after serving an internship at North Carolina State. He is a graduate of the University of North Carolina and received his master's degree from the University of Georgia.

Tommy Graham, assistant director, serves the Hokie Clubs in the northern area of Virginia, the New River Valley, West Virginia and Maryland. He joined the staff in October of 2002. Graham is a 2001 graduate of Virginia Tech, where he was a three-year member of the nationally ranked golf team and was a member of the BIG EAST Conference Academic All-Star team in 2001.

Sharon Linkous and Vicky Moore handle all aspects of gift entry and membership records. Diana Fain manages the budget process and produces all meeting notices for the Hokie Clubs.

Jane Broadwater serves as executive secretary for the office. A former cheerleader, Broadwater is the daughter of Bill Buchanan and her siblings Molly, Billy, Toddy and Robby all attended Virginia Tech.

Johnnie Hoehn and Nancy Gabbard work part time in the office and brings over 10 years of experience to the team.

The Athletic Fund is proud of its volunteers who help ensure that 58 Hokie Clubs throughout Virginia, West Virginia, Maryland, North and South Carolina, Delaware, New Jersey, Georgia, Pennsylvania and Tennessee continue in their active efforts to support and promote athletics at Virginia Tech. Along with bus trips, game watching parties and other social events, Tech grads and friends gather to cheer on the Hokies.

Bill Stover of Fairfax, Va., is the current president of the Athletic Fund, and John Clary of Lawrenceville, Va., is the vice president.



# VIRGINIA TECH RADIO NETWORK



**Bill Roth (l) and Mike Burnop at their familiar courtside location in Cassell Coliseum.**



**“FROM THE BLUE WATERS OF THE CHESAPEAKE BAY  
TO THE HILLS OF TENNESSEE, THE VIRGINIA TECH  
HOKIES ARE ON THE AIR!”**

That familiar refrain — delivered by Bill Roth, the Voice of Virginia Tech basketball — opens every Tech sports broadcast and reflects the network's goal of reaching Hokie fans everywhere. So, whether they're sailing off Virginia's eastern shore, hiking in the Blue Ridge Mountains, or sitting in their homes anywhere in the state, Tech fans know they're always within range of a Tech network radio station.

This season marks the 49th consecutive year Tech sports have been broadcast to a state-wide audience, and the network of stations continues to grow. The network also produces *The Hokie Hotline*, a 90-minute radio talk show featuring Roth and Tech coach Ricky Stokes every Monday night. The network's award-winning television magazine show, *Virginia Tech Sports Today*, is seen every Sunday on a network of TV stations and cable networks throughout Virginia and the southeastern United States.

Roth — Virginia's three-time Sportscaster of the Year — is in his 15th season as the Voice of Virginia Tech basketball. A native of Pittsburgh, Pa., Roth graduated from Syracuse University in 1987 earning a degree in broadcast journalism. Roth was honored by the Associated Press, the New York State Broadcasters Association and won the distinguished Robert Costas Scholarship in 1986. Roth has

worked for ESPN and NCAA Productions telecasts of NCAA Basketball, NCAA Lacrosse and professional kick boxing. Roth handled play-by-play duties for ESPN's coverage of an international field hockey series between Australia and Argentina in 2000. He was inducted into Virginia Tech's Monogram Club this past year.

Former Virginia Tech tight end Mike Burnop is serving in his seventh season as the network analyst.

Burnop has served as the analyst on Tech men's basketball broadcasts for the past six years. He owns and operates New River Office Supply stores throughout the region.

Burnop, who has also served as color announcer on the Tech football network for the past 20 seasons, was a starting tight end for the Hokies in the early 1970s and still holds the Tech record for receptions in a season with 46. He was inducted in Virginia Tech's Hall of Fame last year.

Together, Roth and Burnop comprise one of college athletics' longest-running broadcasting teams, having described the action of every Tech football game dating back to the 1988 season.

Tech game broadcasts and other network programs are available to fans anywhere in the world via Tech's official web site ([hokiesports.com](http://hokiesports.com)) and through TEAMLINE, a pay-to-listen telephone service. (1-800-846-4700, team code 5453).

## 2002-2003 VIRGINIA TECH-ISP SPORTS BASKETBALL AFFILIATES

Alexandria	WAGE	1200 AM	Kilmarnock	WKWI	101.7 FM
Amherst	WZZU	97.9 FM	Kingsport, TN	WFHG	980 AM
Appalachia	WFHG	980 AM	Lebanon	WLRV	1380 AM
Bassett	WMVA	1450 AM	Leesburg	WAGE	1200 AM
Bedford	WSLC	610 AM	Lexington	WXCF	103.9 FM
Blacksburg	WBRW	105.3 FM	Lewisburg, WV	WKCJ	103.1 FM
Blackstone	WBBC	93.5 FM	Louisa	WJMA	98.9 FM
Bluefield, WV	WKEZ	1240 AM	Luray	WMXH	105.7 FM
Bristol, TN	WFHG	980 AM	Lynchburg	WZZU	97.9 FM
Cape Charles	WESR	103.3 FM	Manassas	WAGE	1200 AM
Cape Charles	WESR	1330 AM	Martinsville	WMVA	1450 AM
Centreville	WAGE	1200 AM	Mt. Airy, NC	WWWJ	1360 AM
Charlottesville	WKAV	1400 AM	Norfolk	WTAR	850 AM
Chesapeake	WTAR	850 AM	Onley	WESR	1330 AM
Chesterfield	WBBC	93.5 FM	Onley	WESR	103.3 FM
Christiansburg	WBRW	105.3 FM	Orange	WJMA	98.9 FM
Clifton Forge	WXCF	1230 AM	Petersburg	WBBC	93.5 FM
Clifton Forge	WXCF	103.9 FM	Portsmouth	WTAR	850 AM
Culpeper	WJMA	98.9 FM	Radford	WBRW	105.3 FM
Danville	WZZU	97.9 FM	Richlands	WGTH	540 AM
Dublin	WBRW	105.3 FM	Richmond	WXGI	950 AM
Elizabethhton, TN	WFHG	980 AM	Roanoke	WBVE	610 AM
Elizabeth City, NC	WTAR	850 AM	Roanoke Rapids, NC	WBBC	93.5 FM
Emporia	WBBC	93.5 FM	Rural Retreat	WXBX	95.3 FM
Fairfax	WAGE	1200 AM	Staunton	WTON	1240 AM
Farmville	WBBC	93.5 FM	Virginia Beach	WTAR	850 AM
Galax	WWWJ	1360 AM	Warsaw	WNNT	690 AM
Gate City	WGAT	1050 AM	Warsaw	WNNT	100.9 FM
Hampton	WTAR	859 AM	Washington, DC	WAGE	1200 AM
Harrisonburg	WMXH	105.7 FM	Waynesboro	WTON	1240 AM
Hot Springs	WXCF	103.9 FM	White Stone	WKWI	101.7 FM
Johnson City, TN	WFHG	980 AM	Williamsburg	WTAR	850 AM

# hokiesports the newspaper

In May of 2004, Virginia Tech's in-house publication, *hokiesports the newspaper*, will celebrate its 20th anniversary as the most accurate source of information concerning Virginia Tech athletics. The newspaper, formerly the *Hokie Huddler*, came about in 1984 when then director of athletics and football coach Bill Dooley wanted an in-house publication devoted to all of Tech's sports. Since then, the newspaper has undergone numerous changes, including a name change and a move to the Internet.

"Being a weekly newspaper, we have some restraints," editor Jimmy

Robertson said. "But going on-line has helped us overcome some of those and we're always going to be committed to being creative as far as the type of news and features we do for our print version. We want a publication that's both interesting and newsworthy."

During the past eight years, subscriptions to the publication have soared as Tech fans everywhere crave to read about the success of Virginia Tech athletics and to read the most current information on what's happening within the athletics department.

Today, there are roughly 6,000 devoted subscribers to the print version, and almost

600 registered for the on-line version of the paper, which became available to Hokie fans in the fall of 2000. The on-line version of the publication has started to become a popular way to gain valuable information about Virginia Tech athletics.

The newspaper is a colorful publication that is printed 33 times a year –



Jimmy Robertson



Matt Spiers

weekly during football and basketball seasons and bi-monthly during the spring. The newspaper consists of the ever-popular "Insider" section, which is a page of short blurbs of interesting "inside" information – things you won't get anywhere else. With *hokiesports the newspaper* being owned by the athletics department, it allows the staff to be closer to coaches and players to get that inside information.

*hokiesports the newspaper* also consists of columns by Robertson, Bill Roth, the Voice of the Hokies, and assistant editor Matt Spiers. Robertson focuses more on Tech, while Roth devotes more attention to BIG EAST news. Spiers handles the layout and design of the publication and also covers women's basketball and writes features. Veteran photographer David Knachel takes all the photos and designs the cover each week.

The up-to-date news provided in the paper is primarily on football, men's and women's basketball and baseball. Fans can get features on players and former athletes (the 'Where are They Now?' section), statistics and standings, notes and quotes and recruiting profiles on football, men's and women's basketball recruits, along with information about other sports recruits as well.

For the printed version, a one-year subscription costs \$37.95, while a two-year subscription costs \$69.95. For an additional \$12 per year, fans who subscribe to the print version can access the on-line version. Or, for \$25 annually, fans who don't subscribe to the print version can view the entire newspaper via the Internet. For additional subscription information, call the office at (540) 231-3980, or visit the website at [www.hokiesports.com](http://www.hokiesports.com).



## THE MONOGRAM CLUB

RUSS WHITENACK, DIRECTOR

The Monogram Club was created as a social organization comprised of graduated athletes who earned one or more monograms (letters) in any varsity sport at Virginia Tech.

All former coaches are designated as honorary members. Once a student-athlete's career is completed, the club is an opportunity to remain active in their sport and renew friendships.

The club focuses on keeping an open line of communication between the athletics department and the former letterwinners. Each former letterwinner is given an open invitation to return to campus and not only support the current athletes in their individual sport but all the athletes within the entire athletics department.

Over the past three years, the club has seen a resurgence of activity with

record growth in the organization's membership.

In 2001 the Monogram Club welcomed its new director, Russ Whitenack, the former men's head track coach who oversaw that program for the previous 28 years.

Whitenack has set some lofty goals for himself and the club for the next few years. He wants to host Monogram Club events on the road in conjunction with Tech athletic events, and to increase membership benefits. Already Whitenack has arranged for each club member to receive a subscription to *hokiesports.com the newspaper*.

"Ultimately I'd like to see every letterwinner join the club," Whitenack said. "I would like to get reps in all of the major cities where we have several members and I would like to see the club work more closely with the Hokie Club."

A complimentary membership was instituted for recent graduates, allowing them a three-year membership into the club once their eligibility is up. In April 2001, 83 new seniors were added as complimentary members.

Membership dues are \$25 per year with the membership year being from July 1 to June 30. A new five-year membership is being offered for \$100. A lifetime membership has been instituted with the amount set at \$500. The Monogram Club has set a goal of doubling membership by next year.

In January, the Monogram Club will unveil an address list of all former athletes, accessible to all paid members of the club.

For membership information, call Russ Whitenack at (540) 231-9156, or e-mail [mclub@vt.edu](mailto:mclub@vt.edu).



# CHARLES STEGER UNIVERSITY PRESIDENT

When Charles W. Steger became Virginia Tech's 15th president in January 2000, it did not take long for this three-time Hokie alum to turn it up a notch. Setting his sights on joining the nation's truly elite universities, President Steger has challenged the university community to become ranked among the top 30 research universities.

"If you're not moving quickly forward, you might as well be standing still," he said upon his installation more than two years ago.

Current state funding cuts of historic proportions have not slowed the speed nor dampened his resolve.

"Virginia Tech intends to make progress despite the budget reductions and we will be well positioned to move quickly once the crisis passes," he noted in a letter to the university community in May.

The signature initiative of his administration likely will be

the Virginia Bioinformatics Institute, a new interdisciplinary research center formed by the convergence of computer science and biological research. Populated by world class researchers, the VBI already has built a contract base of more than \$20 million. Harnessing and manipulating huge arrays of data the VBI studies molecular, cellular, and environmental interactions that affect human health, agricultural systems, and the environment.

Saying that future growth will come only through strategic partnerships, Steger led the formation of the World Institute for Disaster Risk Management (DRM). DRM is a partnership with the Swiss Federal Institutes of Technology (ETH) and Virginia Tech, in conjunction with the World Bank Disaster Management Facility.

Within the past year the



university has joined hands to form the Virginia Tech Wake Forest School of Biomedical Engineering. Rising out of the ground now at the Virginia Tech Corporate Research Center is the Via College of Osteopathic Medicine. The nation's newest medical school is an affiliate of the university and will cooperate on joint research projects in human health.

A registered architect and former dean of Tech's college of architecture and urban studies, Steger was the

architect of a different sort as the leader of the university's successful fund raising campaign. Under his leadership as vice president for development and university relations, the Campaign for Virginia Tech raised \$337 million.

Steger's ties to Virginia Tech span four decades as a student, professor, dean, vice president, and now president. While on the faculty, he twice won teaching excellence awards. When he became dean of the college in 1981, he was the youngest architecture dean in the nation at 33 years of age.

Steger received his Bachelor and Master of Architecture and a Ph.D. in Environmental Science and Engineering from Virginia Tech.

*This story was contributed by Larry Hincker, Associate Vice President for University Relations.*

## FAMILIAR FACES AT THE ATHLETICS DEPARTMENT



**Matt Cox**  
Facilities Manager



**Elaine Flippo**  
Secretary, Sports Medicine



**Kevin Hicks**  
Director of Video Operations



**Lester Karlin**  
Equipment Manager



**Larry Killough**  
Faculty Chairman of Athletics



**Pam Linkous**  
Human Resources Manager



**Wendy McReynolds**  
Director, Marketing & Promotions



**Peg Morse**  
Director of Internet and Computer Services



**Dan Pressley**  
Facilities Coordinator



**Terry Repass**  
Academic Support Services Secretary



**Damian Salas**  
Webmaster




**Carmela Smith**  
Administrative Staff Assistant



**Cara Walters**  
Director of Game Operations

# JIM WEAVER

## DIRECTOR OF ATHLETICS



James C. Weaver, whose innovative ideas and work as a reformer have made him one of college athletics' most popular administrators, is the director of athletics at Virginia Tech.

Weaver, 57, was appointed on September 24, 1997 and has been a tireless leader in behalf of Tech athletics. In his five years on the job at Tech, Weaver has taken steps to place increased emphasis on projects benefiting student-athletes. He created a comprehensive awards program for letterwinners and has initiated and funded an annual awards banquet.

Among Weaver's biggest accomplishments thus far has been getting Tech admitted into an all-sports conference. Tech entered competition in the BIG EAST Conference for most sports during the 2000-2001 season.

A top personal priority for Weaver is the continuing

improvement of Tech's facilities, where major plans for the expansion of Lane Stadium/Worsham Field are underway. When it comes to athletic facilities, Weaver has a simple philosophy. "As soon as you sit still in terms of facilities, you have taken a step backward," he says.

Weaver was the key figure in reaching a four-year agreement with Virginia in bringing the basketball games back to campuses for the first time since 1976. He also realigned the senior administrative staff to further promote the development of a broad-based athletics department. A dormant Monogram Club was revitalized under his direction, providing Hokie letterwinners of all eras a renewed link to Tech athletics. He also toughened the Hokies' non-conference football schedules, a move that gained real favor from Tech fans.

Weaver renegotiated

Tech's multimedia rights contract with ISP Sports, creating a new business relationship and enhanced revenue for the athletics department.

In the Fall of 2000, Weaver arranged a joint venture with ISP to commit \$2 million to purchase new scoreboards, upgraded sound systems, a 21x28 L.E.D. video display screen at Lane Stadium and two 9x12 wall mount L.E.D. video screens in Cassell Coliseum. A state-of-the-art television control studio provides in-house production and operations for the video screens.

Weaver came to Tech from Western Michigan University where he was director of athletics from January, 1996 until he came to Blacksburg. Prior to that, he was AD for three and a half years at UNLV, where he reconstructed a troubled athletic department.

"Jim Weaver was the

unanimous choice of our search committee," retired Tech President Paul Torgersen said at a Blacksburg news conference when the new AD was introduced. "The committee was searching for someone with extensive Division I experience, a commitment to compliance, a commitment to gender equity, a commitment to all 21 varsity sports and a vision for conference alignment."

A native of Harrisburg, Pa., Weaver was recruited to Penn State by Engle. He played three seasons under Engle and one under Paterno, who is still the coach of the Nittany Lions.

Weaver graduated from Penn State in 1967 with a bachelor's in psychology and rehabilitation education. He received a master's in college counselor education, also from Penn State, in 1968.

Prior to landing the athletic director's job at UNLV, Weaver spent nine years at the University of Florida, which was sanctioned by the NCAA in 1983. He was a strong force at Florida in the field of compliance and concluded his time there as associate athletic director.

Weaver was hired at UNLV after a series of NCAA infractions were made public. He implemented a compliance and monitoring program, produced a departmental policy manual and initiated a Life Skills program. He also oversaw the construction of an \$8.5 million athletic complex and a \$1.4 million baseball stadium at UNLV.

Weaver and his wife Traci have four sons – Josh, Paul, Cole and Craig.

## ATHLETICS ADMINISTRATORS



**Sharon McCloskey**  
Senior Associate  
Director of Athletics



**David Chambers**  
Senior Associate  
Director of Athletics  
for External Affairs



**Tom Gabbard**  
Associate Director  
of Athletics for  
Internal Affairs



**Jon Jaudon**  
Associate Director  
of Athletics for  
Administration



**John Ballein**  
Associate Director  
of Athletics for  
Football Operations



**Tim East**  
Assistant Director of  
Athletics for Marketing  
& Promotions



**Tim Parker**  
Assistant Director  
of Athletics for  
Compliance



**Mike Gentry**  
Assistant Director  
of Athletics for  
Athletic Performance



**Randy Butt**  
Assistant Director  
of Athletics for  
Financial Affairs



**Sandy Smith**  
Assistant Director  
of Athletics for  
Ticketing Services



# BLACKSBURG, VIRGINIA

## VIRGINIA TECH'S HOMETOWN

One of the many factors that help make Virginia Tech a highly desirable destination for higher education is the great college-town setting of

Blacksburg, Virginia.

As the university has grown and changed over the past few decades, so too has the town. Even as the school and

Blacksburg have stayed at the forefront of leading edge technology, the town clearly has retained much of the small-town charm that causes residents and visitors alike to fall in love with the community.

Throughout the years, the town of Blacksburg and Tech have worked hand in hand to create a better town. Established as a farming community in 1798 by John and William Black, the town has thrived to rank among the nation's elite living environments.

In addition to being home to the Tech campus,

Blacksburg was ranked among the top 20 retirement locations in the United States by *Rand McNally*. Local businesses and industries are drawn to the potential this quaint town has to offer. More than 1050 businesses are currently located in Blacksburg, with approximately 25 new business licenses issued each month. Blacksburg is gradually becoming more developed, making room for more businesses to flourish, however, the level of development is carefully controlled. There is particular attention paid to the unique



**Downtown Blacksburg is a special place, whether it is alive with the excitement of a Tech Homecoming parade (left) or resting peacefully under glistening Christmas decorations (below).**





balance that preserves the atmosphere of a small town.

Blacksburg is located on a plateau between the Blue Ridge Mountains and the Alleghany Mountains, 2,100 feet above sea level. It is easily accessible in Southwestern Virginia on U.S. 460 near Interstate 81, only 40 miles southwest of Roanoke. Residents enjoy the close proximity to a variety of recreation areas such as the Blue Ridge Parkway, Claytor Lake and the New River.

The town is surrounded by scenic mountain views that accentuate the area. Blacksburg is blessed with a moderate climate and residents enjoy the four seasons.

Tech and Blacksburg have combined to form the "Electronic Village," boasting a highly computerized and technological community. Tech ranks first among public universities in the United



**The town of Blacksburg and Virginia Tech athletes have had a great relationship over the past few years. The Hokies get out and do things in the community, and the residents in turn loyally support the team. Student athletes from basketball and other sports (above) pass out promotional literature and greet their fans during a summer festival in town.**

States as an educational user of installed personal computers with more than 12,000 PCs and 3,000 terminals on campus. In fact,


the campus has more PCs than telephones.

Tech also works closely with the community through several different organizations.

University students run committees of the local YMCA and aid in facilitating community interests with the Open University Program.

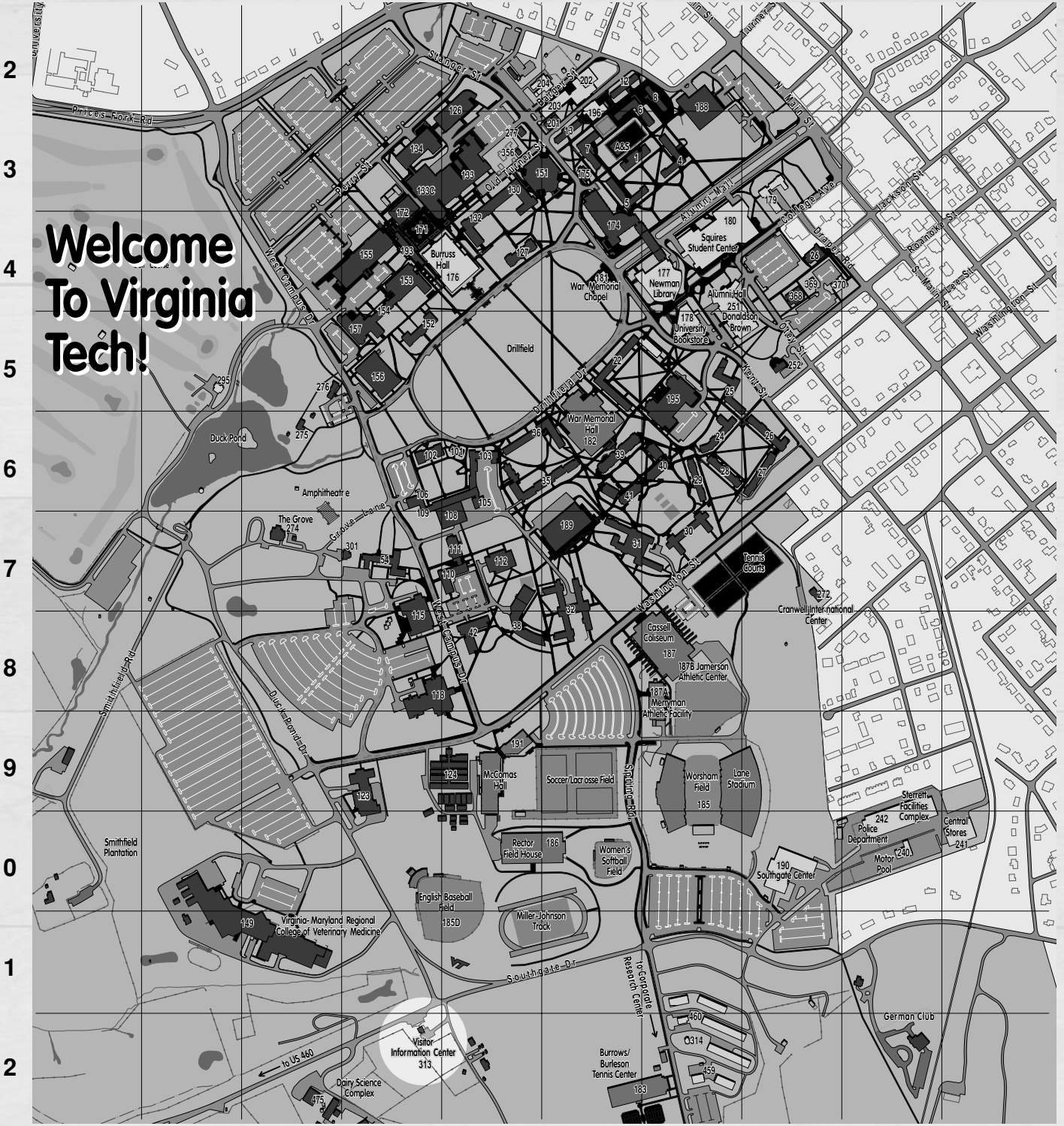
## BLACKSBURG QUICK FACTS

- The town of Blacksburg is located in the southwestern part of Virginia, about 40 miles west of the city of Roanoke. This location offers pleasant summers and mild winters. The surrounding countryside provides opportunities for hiking on the Appalachian Trail, sailing on nearby Claytor Lake, and tubing or canoeing on a number of rivers in the area.
- Blacksburg has a population of about 36,000 (including students), and offers the many advantages of small-town life. Its location (adjacent to major interstate highways) provides convenient access to most points in the southern and eastern parts of the country.
- More information on Blacksburg can be found on the web site of the Blacksburg Electronic Village, [www.bev.net](http://www.bev.net) or the town's web site, [www.blacksburg.va.us](http://www.blacksburg.va.us).



**Opportunities for outdoor activities abound in the beautiful mountains and valleys surrounding Blacksburg and Virginia Tech.**

H I J K L M N O P Q



Welcome  
To Virginia  
Tech!

- |   |   |   |   |   |  |
|---|---|---|---|---|--|
| K-7 ..... 109 ..... Agnew Hall                      | L-8 ..... 038 ..... Cochrane Hall                               | K-5 ..... 157 ..... Hahn Hall                   | N-8 ..... 187A ..... Merriman Athletic Facility | K-6 ..... 102 ..... Price Hall                          | P-10 ..... 242 ..... Stretter Facilities Complex                               |
| M-2 ..... 204 ..... Air Conditioning Facility       | K-3 ..... 172 ..... Cowgill Hall                                | K-3 ..... 133C ..... Hancock Hall               | O-6 ..... 027 ..... Miles Hall                  | L-3 ..... 277 ..... Price House/Women's Resource Center | N-12 ..... 183 ..... Tennis Center   |
| O-5 ..... 251 ..... Alumni Hall                     | O-7 ..... 272 ..... Cranwell International Center               | L-8 ..... 042 ..... Harper Hall                 | M-2 ..... 203 ..... Military Building           | M-7 ..... 031 ..... Pritchard Hall                      | M-2 ..... 012 ..... Thomas Hall  |
| M-8 ..... 032 ..... Ambler Johnston Hall            | J-12 ..... 475 ..... Dairy Science Complex                      | N-12 ..... 459 ..... Health and Safety Building | N-2 ..... 008 ..... Monteith Hall               | L-3 ..... 133 ..... Randolph Hall                       | M-4 ..... 174 ..... Torgersen Hall   |
| O-4 ..... 368 ..... Architecture Annex              | K-5 ..... 156 ..... Davidson Hall                               | O-3 ..... 179 ..... Henderson Hall              | P-10 ..... 240 ..... Motor Pool                 | N-3 ..... 004 ..... Rasche Hall                         | N-5 ..... 178 ..... University Bookstore                                       |
| O-4 ..... 269 ..... Armory                          | K-4 ..... 155 ..... Derring Hall                                | K-7 ..... 054 ..... Hillcrest Hall              | N-6 ..... 040 ..... New Residence Hall - East   | L-10 ..... 186 ..... Rector Field House                 | O-5 ..... 252 ..... University Club  |
| M-2 ..... 196 ..... Art and Design Learning Center  | M-7 ..... 189 ..... Dietrick Hall                               | L-3 ..... 130 ..... Holden Hall                 | N-6 ..... 041 ..... New Residence Hall - West   | K-5 ..... 154 ..... Robeson Hall                        | N-5 ..... 025 ..... Vawter Hall  |
| M-3 ..... A&S ..... Arts & Sciences Admin. Bldg.    | O-5 ..... 251 ..... Donaldson Brown Hotel and Conference Center | L-6 ..... 103 ..... Hutcheson Hall              | N-6 ..... 024 ..... Newman Hall                 | L-6 ..... 101 ..... Sandy Hall                          | J-11 ..... 149 ..... Virginia-Maryland Regional College of Veterinary Medicine |
| O-6 ..... 026 ..... Barringer Hall                  | L-2 ..... 126 ..... Durham Hall                                 | N-6 ..... 028 ..... Johnson Hall                | N-4 ..... 101 ..... Newman Library              | K-6 ..... 106 ..... Saunders Hall                       | K-12 ..... 313 ..... Visitor Information Center                                |
| M-3 ..... 005 ..... Brodie Hall                     | M-5 ..... 022 ..... Eggleston Hall                              | M-3 ..... 001 ..... Lane Hall                   | L-4 ..... 132 ..... Norris Hall                 | L-7 ..... 108 ..... Seitz Hall                          | K-7 ..... 301 ..... Thomas Annex   |
| K-4 ..... 171 ..... Burchard Hall                   | L-7 ..... 110 ..... Engel Hall                                  | N-9 ..... 185 ..... Lane Stadium/Worsham Field  | N-6 ..... 029 ..... O'Shaughnessy Hall          | N-2 ..... 006 ..... Shanks Hall                         | K-8 ..... 115 ..... Wallace Hall   |
| K-4 ..... 193 ..... Burke Johnston Student Center   | K-10 ..... 185D ..... English Field                             | N-7 ..... 030 ..... Lee Hall                    | N-5 ..... 195 ..... Owens Hall                  | N-2 ..... 188 ..... Shultz Hall                         | M-4 ..... 181 ..... War Memorial Chapel  |
| N-12 ..... 183 ..... Burrows/Burleson Tennis Center | M-3 ..... 013 ..... Femoyer Hall                                | K-8 ..... 118 ..... Litton Reaves Hall          | N-12 ..... 460 ..... Parking Services           | M-6 ..... 035 ..... Slusher Hall                        | M-6 ..... 182 ..... War Memorial Hall  |
| L-4 ..... 176 ..... Burruss Hall                    | J-9 ..... 123 ..... Food Science and Technology                 | M-3 ..... 007 ..... Major Williams Hall         | L-4 ..... 127 ..... Patton Hall                 | L-3 ..... 356 ..... Smith House                         | K-3 ..... 134 ..... Whittemore Hall  |
| L-6 ..... 036 ..... Campbell Hall                   | L-7 ..... 111 ..... Fralin Biotechnology Center                 | M-3 ..... 151 ..... McBryde Hall                | M-6 ..... 039 ..... Payne Hall                  | L-6 ..... 105 ..... Smyth Hall                          | K-5 ..... 152 ..... Williams Hall  |
| N-8 ..... 187 ..... Cassell Coliseum                | I-5 ..... 295 ..... Golf Course Clubhouse                       | L-9 ..... 191 ..... McComas Hall                | M-3 ..... 175 ..... Performing Arts Building    | J-6 ..... 275 ..... Soutude                             | J-5 ..... 276 ..... Wright House   |
| L-7 ..... 112 ..... Cheatham Hall                   | L-9 ..... 124 ..... Greenhouses                                 | O-4 ..... 369 ..... Media Annex                 | P-10 ..... 242 ..... Police Department          | O-10 ..... 190 ..... Southgate Center                   |  |
|   | J-7 ..... 274 ..... The Grove                                   | P-4 ..... 370 ..... Media Building              | M-2 ..... 204 ..... Power Plant                 | N-4 ..... 180 ..... Squires Student Center              |  |

# VIRGINIA TECH HOKIES

02-03



**3 ERIC BRANHAM**  
G • 6-0 • 178 • Sr.  
Washington, D.C.



**21 ALLEN CALLOWAY**  
F • 6-8 • 198 • Fr.  
Gretna, Va.



**5 BRIAN CHASE**  
G • 5-10 • 167 • Sr.  
Washington, D.C.



**00 FABIAN DAVIS**  
F • 6-6 • 215 • Fr.  
Durham, N.C.



**32 CARLOS DIXON**  
G/F • 6-7 • 189 • Jr.  
Salisbury, N.C.



**23 SHAWN HARRIS**  
G • 6-4 • 232 • Fr.  
Ettrick, Va.



**22 BRYANT MATTHEWS**  
F • 6-7 • 202 • Jr.  
Columbia, S.C.



**25 PHILIP MCCANDIES**  
F • 6-9 • 195 • Fr.  
Winston-Salem, N.C.



**43 LUKE MINOR**  
C • 7-3 • 296 • Jr.  
Richmond, Va.



**11 HARDING NANA**  
F • 6-8 • 219 • r-Fr.  
Douala, Cameroon



**24 MARKUS SAILES**  
G • 6-5 • 184 • Fr.  
Richmond, Va.



**15 DEONTE SMITH**  
C/F • 6-10 • 235 • Fr.  
Petersburg, Va.



**33 TERRY TAYLOR**  
C • 6-8 • 292 • Sr.  
Chesapeake, Va.



**34 DIMARI THOMPKINS**  
C/F • 6-8 • 254 • So.  
Lakeland, Fla.



**RICKY STOKES**  
Head Coach



**MARK CLINE**  
Associate Head Coach



**MICHAEL HOPKINS**  
Assistant Coach



**STEVE LYTTON**  
Assistant Coach



**ANDRÉ RAY**  
Administrative Assistant



**Bryant Matthews**

**Carlos Dixon**

# 2002-2003 SCHEDULE



Sun.	Nov. 17	Global Sports (Exhibition) .....	4 p.m.
<i>University of the Virgin Islands Paradise Jam, St. Thomas, V.I.</i>			
Fri.	Nov. 22	vs. St. Bonaventure .....	6:15 p.m.
Sun.	Nov. 24	vs. Michigan .....	8:30 p.m.
Mon.	Nov. 25	Paradise Jam .....	(Time, opponent to be determined)
Fri.	Nov. 29	AMERICAN .....	7 p.m.
Mon.	Dec. 2	WOFFORD .....	7 p.m.
Thur.	Dec. 5	VMI .....	7 p.m.
Sat.	Dec. 7	at William & Mary .....	7 p.m.
Mon.	Dec. 9	at East Carolina .....	7 p.m.
Sat.	Dec. 14	MORGAN STATE .....	7 p.m.
Sat.	Dec. 21	at Western Michigan .....	2 p.m.
Mon.	Dec. 30	TOWSON .....	7 p.m.
Sat.	Jan. 4	FLORIDA STATE .....	4:30 p.m.
Wed.	Jan. 8	at Villanova* .....	7:30 p.m.
Tues.	Jan. 14	at Connecticut* .....	7 p.m.
Sat.	Jan. 18	PROVIDENCE* .....	7 p.m.
Tues.	Jan. 21	VIRGINIA (ESPN2) .....	7 p.m.
Sat.	Jan. 25	ST. JOHN'S* .....	2 p.m.
Wed.	Jan. 29	BOSTON COLLEGE* .....	7 p.m.
Sat.	Feb. 1	at Providence* .....	7:30 p.m.
Wed.	Feb. 5	CONNECTICUT* .....	7 p.m.
Sat.	Feb. 8	at St. John's* .....	4 p.m.
Tues.	Feb. 11	at Miami* .....	7:30 p.m.
Sat.	Feb. 15	GEORGETOWN* .....	4 p.m.
Wed.	Feb. 19	at Boston College* .....	7:30 p.m.
Sat.	Feb. 22	at Notre Dame* .....	1 p.m.
Wed.	Feb. 26	PITTSBURGH* .....	7 p.m.
Sat.	Mar. 1	VILLANOVA* .....	Noon
Wed.	Mar. 5	MIAMI* .....	7 p.m.
Sat.	Mar. 8	at West Virginia* .....	2 p.m.
We.-Sa.	Mar. 12-15	BIG EAST Tournament at Madison Square Garden	

\* BIG EAST Conference game  
Times subject to change