

2013-14 VIRGINIA TECH BASKETBALL

» FORWARD **VT** TOGETHER » FORWARD **VT** TOGETHER »



ACC
Virginia Tech

» FORWARD **VT** TOGETHER » FORWARD **VT** TOGETHER »



Head Coach James Johnson

2013-14 VIRGINIA TECH BASKETBALL

A MESSAGE TO TECH SUPPORTERS

This is a very exciting time for the Virginia Tech men's basketball team. We look forward to a season that will bring in new faces and new challenges. It should be a season of excitement and of improvement.

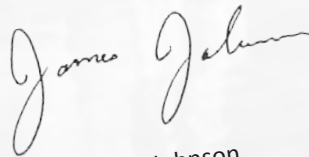
The thing I have noticed about this group through the summer and the preseason is their willingness to work. I stated often last season that I never had to coach effort and this season, that same spirit has been evident since day one. This group of players shows up ready to do their best, regardless of whether it's on the court, in the weight room or in the classroom. They are always ready to take a step forward.

During the last year, we have made very substantial strides in shaping this program into a group that makes this University proud. We have become more involved in campus and community projects and have comported ourselves in a manner expected of Virginia Tech students and student-athletes.

We strive to make this team YOUR team. It has meant so much to the team and me that you stop us on the street, in restaurants and out in public and greet us all so warmly. I believe this partnership has gotten off to a wonderful start and will only grow stronger.

The season will begin on Nov. 9 and we will need each and every one of you in Cassell Coliseum, supporting this team. With the talented group of newcomers joining our hard-working group of returners, this should be an exciting season to witness. Let's all join together to have a great year!

Sincerely,



James Johnson
Head Coach

CONTENTS

BASKETBALL STAFF

Assistant Coaches.....	24
Head Coach James Johnson	22
Support Staff	28

ATHLETICS AND MEDIA

Administration.....	122
Athletics Communications Staff	128
Athletics Department Directory	124
Athletics Director Jim Weaver	123
Atlantic Coast Conference	133
Keeping Up With the Hokies	131
Media Information	129
This Is Virginia Tech	120
University President Charles Steger	122
Principles of Community	122
Virginia Tech Network by IMG College.....	132

HOKIE HOOPS!

Cassell Coliseum	6
Hahn Hurst Basketball Practice Center	4

Virginia Tech in the ACC	10
Virginia Tech Athletic Facilities	12
Virginia Tech Basketball Quick Facts.....	2

2012-13 SEASON REVIEW

Box Scores	59
Results	58
Season in Review	56
Statistics	57

RECORDS AND HISTORY

2013-14 Inductee Bobby Beecher.....	88
All-Conference Honors	97
All-Time Greats	90
Coaches & Captains.....	83
Coaching Records	82
Hokies in the NBA	98
Individual Records	72
Postseason Play	84
Records by Class	76
Series Records	81

Team Records	74
Tech Sports Hall of Fame	86
Top 10	79
Top Performances.....	80
Year-by-Year Leaders	76
Year-by-Year Results	99

PREVIEWING THE SEASON

Hokie Profiles	32
Opponent Information	135
Outlook.....	18
Rosters.....	16
Schedule.....	Outside Back
TV/Photo Roster	17

STUDENT SERVICES

Athletic Performance	114
Nutrition Oasis	116
Sports Medicine	117
Student Athlete Academic Support	112
Student Life	113

ON THE COVERS

This year's covers highlight this year's team (outside front), Jarell Eddie and Cadarian Raines (outside back) and (clockwise from left) C.J. Barksdale, Marquis Rankin, Joey van Zegeren, Marshall Wood and Will Johnston (inside back).

MEDIA GUIDE CREDITS

Editor: Bill Dyer, associate director of athletics communications

Design: Publications director Anne Panella; designers John Sours and Stacey Wells.

Contributors: Jimmy Robertson, Damian Salas, Rachel Perreault, Taylor Snodgrass and Anne Panella.

Photography: Cover photographs were taken by David Knachel of the Virginia Tech Office of Athletics Communications. Photos inside the media guide were taken by Knachel, Brittany Tatum, Jim Stroup, Woody Veasey and Michael Shroyer. Grant Pearrell, Austin Hodges, Ivan Morozov, George Patch, Wayne Scarberry, Mark Nystrom, Jim Bridgeman, Bill Setliff, Ruth Babylon, Tom Maguire, AP Wirephoto, Damian Salas, Tony D'Antonio, Quinton Nottingham and the Office of Student Life also contributed images. Photographers of The Roanoke Times also contributed to the guide, and Stroup, John McCormick and Kelsey Kradel of University Relations Visual Communications. Photos of professional players were provided by NBA Photos, the Utah Jazz, the New Jersey Nets, the New Orleans Hornets, the Miami Heat, the Detroit Pistons, the Denver Nuggets, Hefelfinger Studio Photography, Rocky Widner/NBAE/Getty Images and Steve Lipofsky/www.Basketballphoto.com.



Virginia Tech has a multi-year contract with Nike for team apparel and equipment.



VIRGINIA TECH BASKETBALL

QUICK FACTS

Location	Blacksburg, Va. 24061-0502	Basketball Secretary	Sharon Spradlin
Basketball Address	Hahn Hurst Basketball Practice Center 605 Washington Street, SW	2012-13 Record	13-19
Enrollment	31,000	Conference Record/Finish	4-14 (12th in ACC)
Nickname	Hokies	Starters Returning/Lost	3/2
Colors	Chicago maroon & burnt orange	Letterwinners Returning/Lost	8/2
Conference	Atlantic Coast Conference	Newcomers.....	6
Arena (Capacity)	Cassell Coliseum (9,847)	Assistant AD/Athletics Communications	Dave Smith
Tech's All-Time Record	1341-1110	Associate ACO/Basketball Contact	Bill Dyer
President	Dr. Charles Steger	ACO Secretary.....	Donna Smith
Director of Athletics	Jim Weaver		
Head Coach	James Johnson (Ferrum, 1993)		
VT Record/Years	13-19/1 year		
Overall Record/Years	13-19/1 year		
Assistant Coaches.....	Kurt Kanaskie (La Salle, 1980) Ramon Williams (VMI, 1990) Andy Moore (Muskingum, 1992)		
Director of Men's Basketball Operations..	Robert Harris (Shenandoah, 1991)		
Director of Strength & Conditioning for Basketball Programs	David Jackson (Virginia Tech, 1997)		
Video Coordinator	Kenny Brown		
Basketball Trainer	Dave Dietter		

DIRECTORY

Athletics Department	(540) 231-6796
Men's Basketball Office	(540) 231-6725
Athletics Communications Office	(540) 231-6726
Athletics Communications Fax.....	(540) 231-6984
Dyer's Office Phone	(540) 231-8852
Dyer's Home Phone.....	(540) 552-8461
Dyer's E-mail Address.....	wdyer@vt.edu
Website	www.hokiesports.com
Twitter	@VT_MBBall
Instagram.....	vthokiembb



HAHN HURST

BASKETBALL PRACTICE CENTER

Virginia Tech is able to claim perhaps the finest practice facility in major college basketball. The Hahn Hurst Basketball Practice Center affords the Hokies every imaginable convenience needed to build an elite college basketball program.

Since moving into the center in August 2009, this \$21 million facility has given the Hokies the facility so needed to compete at the highest level. The 49,000 foot building, which ties together modern, state-of-the-art amenities with the architectural integrity of the beautiful Virginia Tech campus, is a shining beacon to the commitment the university has made to basketball.

From the moment you walk through the front doors, you are engulfed with the magnitude of this beautiful facility. The two-story front lobby is a testament to the history and future promise of the Virginia Tech basketball program. From the large graphics to the various memorabilia, this area is awash with images of the greatest players in Hokie history.

The main feature of the building is the two-court, 16,609-square-foot practice gym. Spacious and convenient, the gym is equipped with a soft-wall that can be lowered to divide the courts to allow both the men's and the women's team to practice at the same time. The courts are exact replicas of the main court in Cassell Coliseum, allowing the team to practice on the same surface on which they will play.

The office suites on the second floor feature five large offices for the assistants, a conference room and a huge office for the head coach. A view of the practice courts is available from the head coach's office, the large reception area and the connecting balcony.

Behind a secured entrance, the facility offers every imaginable feature needed to build a program. The spacious weight room has the full range of free weights, machines, treadmills, ellipticals and other equipment – all with a panoramic view of the practice courts.

Adjacent to the weight room is the modern, fully-equipped training room. This area features

two examination rooms, a taping area and hot and cold immersion tubs. A state-of-the-art Alter G rehab machine also is located in this area. The sports medicine staff can handle all aspects of treatment and rehabilitation of injuries from this room.

Across the hall is the equipment room, completely stocked with the finest gear offered by Nike. This area also opens out into the parking lot, where the team begins its travel just steps from the locker room.

Speaking of the locker room, the Hokies boast the finest around. The fully-appointed lounge area is outfitted with a sound system, 62" flat screen television, refrigerator and computer workstations. The complex also features a classroom with video and dry-erase boards, perfect for various forms of instructions and team meetings. The locker room itself is spacious, with video screens and large individual lockers with extra storage space.

Immediately behind the practice gym is a large patio area. This area is used for social events and tailgating functions.





HOME COURT



ADVANTAGE

CASSELL'S ELECTRIC ATMOSPHERE!

Now in its second half century of providing exciting basketball memories to the Hokie Nation, one thing has remained a constant over the years: The Cassell is one tough place for an opposing team to visit.

During its first 52 seasons, Cassell Coliseum

has witnessed a total of 694 Hokie men's basketball games and Tech has won 530 of those games, good for a .764 winning percentage.

In recent seasons, the arena has seen a rebirth of sorts in the terms of fan excitement. Since joining the Atlantic Coast Conference in

2004, one of the toughest tickets in all of college basketball has been a conference game in the Cassell. A passionate fan base, competition at the highest level and one of the best arenas in the land have made Cassell Coliseum the place to be on game nights.



YEAR-BY-YEAR IN CASSELL COLISEUM

Season	Record	Attendance
1961-62	10-0	68,000
62-63	7-3	76,000
63-64	10-2	72,000
64-65	9-3	73,000
65-66	10-0	69,000
66-67	11-1	85,000
67-68	8-1	55,500
68-69	9-1	62,000
69-70	7-3	64,000
70-71	9-1	71,500
71-72	9-1	55,000
72-73	11-0	84,300
73-74	10-2	105,000
74-75	8-3	91,600
75-76	14-0	107,200
76-77	11-3	100,754
77-78	13-1	93,833
78-79	10-1	86,972
79-80	10-2	102,806
80-81	10-3	90,075
81-82	11-2	94,719
82-83	16-1	112,539
83-84	12-3	118,853
84-85	12-2	115,054
85-86	12-1	109,836
86-87	8-4	66,827

Season	Record	Attendance
87-88	13-1	122,757
88-89	6-6	94,532
89-90	9-5	100,153
90-91	7-5	70,668
91-92	8-4	55,380
92-93	8-7	66,483
93-94	9-3	74,622
94-95	14-1	93,622
95-96	10-1	91,933
96-97	10-4	66,800
97-98	8-6	72,742
98-99	8-6	56,559
99-00	9-4	52,547
00-01	6-9	67,619
01-02	9-6	52,511
02-03	8-7	63,167
03-04	11-4	95,136
04-05	13-3	150,490
05-06	10-7	165,973
06-07	13-2	147,330
07-08	14-3	166,858
08-09	10-6	150,627
09-10	17-2	176,159
10-11	12-4	142,907
11-12	11-7	151,113
12-13	10-7	105,442
Totals	530-164	4,885,498

Virginia Tech will unveil new, state-of-the-art videoboards in Cassell Coliseum this season. The new boards, at a cost of nearly \$2 million, replace the old boards on the north and south walls of the arena, which were installed in 2001. The larger, high-definition Panasonic boards will enhance the fan experience in Cassell Coliseum. The installation is one component of a nearly \$7 million capital improvement project that brought a new video board and sound system to Lane Stadium for the 2013 season and an overall upgrade to high-definition technology to the Virginia Tech Athletics Video Office, which will enhance all areas in the department.

“CASSELL HAS BECOME A REAL BEAST TO PLAY IN. I ALWAYS ENJOY BLACKSBURG AND THE ENVIRONMENT IN CASSELL. IT KEEPS GETTING BETTER AND BETTER.”

— JAY BILAS, ESPN ANALYST

CASSELL COLISEUM

HOME OF THE HOKIES



For more than a half a century, Cassell Coliseum has provided Virginia Tech with one of the greatest home courts in all of college basketball. Winning has been the norm in the facility since its opening in 1961. Cassell is perhaps even more exciting today than ever in its history. The 2009-10 season saw a record 176,159 fans pack the building.

A facility long known for one of the great home-court advantages in college basketball, "The Cassell" now gives Tech opponents one of the most difficult environments in the Atlantic Coast Conference. And in the 2007-08 season, the four millionth fan witnessed a Hokie victory.

Cassell Coliseum enjoyed a renaissance of sorts during the 2003-04 season but truly came to life during the 2004-05 season. The Hokies finished the season 13-3 in the coliseum and saw all eight ACC games sell out. Tech's 13 home wins that season were the most since 1994-95 and tied for the fourth-most home

victories for a Virginia Tech team in Cassell Coliseum history. That excitement increased in the 2005-06 season, when the Hokies finished 10-7 in the building and saw 14 sellouts, including all eight home ACC games.

The 2006-07 season witnessed many outstanding games, but two contests will rank among the most memorable in school history. On Jan. 13, 2007, the Hokies defeated top-ranked North Carolina, 94-88, in front of another full house in the Cassell. And just eight days later, the Hokies downed #22 Maryland, 67-64, in overtime. That game was played in front of 8,500 fans, mostly students, who braved an ice storm to make Cassell Coliseum the tough home court that it has come to be. The 2007-08 season saw the young Hokies post a 14-3 record and cap the year with three packed home games in the NIT. The festival seating for those three games only enhanced the facility's reputation as a great place for a

great fan base to watch a basketball game.

Since opening, the Coliseum has attracted more than four million fans for men's basketball. Tech finished sixth nationally in Division I in increased attendance during the 2003-04 season, drawing 95,136 for the season, about one-third more than the season before. And Hokie fans improved upon that. Virginia Tech led the nation in increased attendance during the 2004-05 season, averaging 9,406 per game, the largest average attendance in Cassell Coliseum history. That record was broken again in 2005-06, as the Hokies averaged 9,764 per game and once again in the 2006-07 season, at 9,822 per game.

Cassell Coliseum is constantly undergoing improvements. Thirteen years ago, new state-of-the-art video screens were added. This summer, those video boards were replaced with newer boards that reflect the ever-changing improvement in video technology.



This season's new boards are larger and offer high-definition images for the fans enjoyment.

Eight years ago, each seat in the arena was refinished to its natural wood look. Prior to the 2002-03 season, the athletics department completed step one of a three-step process to renovate and improve the ambulatory of the coliseum. New video screens were added in the concourse, as well as a new design to the court, reflecting the Hokies' entrance into the ACC. Seven years ago, the north and south ambulatories were upgraded to blend with the work done on the east and west ambulatories prior to the 2004-05 season.

Restoration and sealing of the exterior concrete walls and buttresses of Cassell Coliseum took place in 1997. Roof repair was completed in the fall of 1996, with replacement of the roof surface and installation of structural access to the heating and lighting systems as well as installation of steel beams in the top of the arena.

The men's basketball team was given a gift from Pat and Sandy Cupp of Blacksburg, Va., to renovate the men's basketball locker room, which is now the Bill Foster Basketball Suite, named after one of Tech's most successful men's basketball coaches. Even with the addition of the Hahn Hurst Basketball Practice Center, the Bill Foster Basketball Suite remains the game-day locker room for the Hokies.

Entering the 2013-14 season, the Hokies have won 530 out of 694 games played in Cassell, for a winning percentage of .764.

During the 1994-95 season, Cassell was the site of high excitement as the Hokies hosted two National Invitation Tournament games en route to the championship. The Hokies beat Clemson in a first-round game at the Coliseum, then scored an emotional 64-61 third-round win over New Mexico State, turning the arena into a madhouse. Tech continued its strong home showings in the NIT in 2005, as the Hokies defeated Temple, 60-50, in front of more than 9,100 fans in "The Cassell." The Hokies' three home games in the 2007-08 season's NIT were all sell-outs.

The first basketball game played in the Coliseum was on January 3, 1962, as the Hokies routed Alabama, 91-67. The near-capacity crowd had to sit on the concrete floor to watch the initiation of the new building because the seats had not arrived.

There have been four perfect season records for the Hokies in Cassell: two 10-0 years (1961-62 and 1965-66), an 11-0 campaign (1972-73) and a 14-0 season (1975-76). The Hokies have lost only one game on their home court in 11 other years, including 13-1 records in 1977-78 and 1987-88.

In-state rivals have had little success playing the Hokies in Cassell, winning only 16 of 132 visits. Tech was 1-1 against Commonwealth of Virginia opponents last season and have won 13 Of the last 15 home games against in-state opponents.

On September 17, 1977, Virginia Tech officials and friends dedicated the Coliseum in honor of the late Stuart K. Cassell.

Adjacent to Cassell Coliseum is the Jamerson Athletic Center. It was completed in 1982, dedicated in the fall of 1983 and named in honor of J.E. Jamerson and his son, William E. Jamerson, owners of the firm that built the building.

The complex contains administrative and coaching offices, athletic department accounting and business offices, team and coaches' meeting rooms and the Gordon D. Bowman Memorial Club Room on the top floor for Hokie Club members.

Rising from a former parking lot on the east side of Cassell Coliseum is the \$21 million Hahn Hurst Basketball Practice Center. Completed in August 2009, the men's and women's basketball teams boast one of the finest practice facilities in the nation, and the building only enhances the appeal of Cassell Coliseum.

Prior to the 1988-89 season, a modern, spring-loaded playing floor was installed in the Coliseum. During the fall of 1989, the facility was upgraded with an improved lighting system in the arena.

Construction for the main portion of the Coliseum began in 1961. It was completed in December 1964, at a cost of \$2.7 million. Built by T.C. Brittain and Company of Decatur, Ga., it houses a 9,847-seat basketball arena, locker rooms, an auxiliary gymnasium, offices and other athletic facilities.

Although capacity crowds are a frequent occurrence in Cassell Coliseum, the largest crowd ever recorded was an overflow of 11,500 for Purdue on December 3, 1966.

COMPETING IN AMERICA'S TOP CONFERENCE


THE ACC

On July 1, 2004, Virginia Tech joined the Atlantic Coast Conference and more than 50 years of dreams came true as the Hokies assumed their rightful place in the ACC. Since joining the ACC, Virginia Tech has quickly become a force in the league.

Game night in "The Cassell" has been elevated to must-see entertainment as fan support and excitement has been overwhelming, making Cassell Coliseum one of the league's best home courts and most feared environments. ACC games are not just games, but events that unify the entire "Hokie Nation."

Over the last seven seasons, the Hokies have defeated No. 1 ranked Duke and North Carolina, arch-rival Virginia three times and nationally ranked Maryland twice inside one of the nation's top arenas, Cassell Coliseum. Add to that victories at No. 12 Clemson, No. 5 Duke, No. 4 North Carolina and No. 1 Wake Forest and the Hokies have become a team to contend with.

And the ACC keeps getting stronger. This season, perennial powers Syracuse, Notre Dame and Pittsburgh join the ACC. Syracuse will make its first appearance in Cassell Coliseum since 1978.



Erick Green
2013 ACC Player of the Year




Coleman Collins




Zabian Dowdell




A.D. Vassallo



Deron Washington



Jeff Allen



Malcolm Delaney




Jamon Gordon

Multiple Tech players have won conference honors since Virginia Tech joined the ACC in 2004. See page 98 for all of Tech's conference honorees.

ONE OF THE NATION'S FINEST
TECH'S
ATHLETIC
COMPLEX





HOKIES IN THE COMMUNITY

A major focus of James Johnson's philosophy and vision for the Virginia Tech men's basketball team is an increased presence in the campus, town, New River Valley and state communities. His Hokies are involved in a wide range of events and causes that are important to the Hokie Nation.

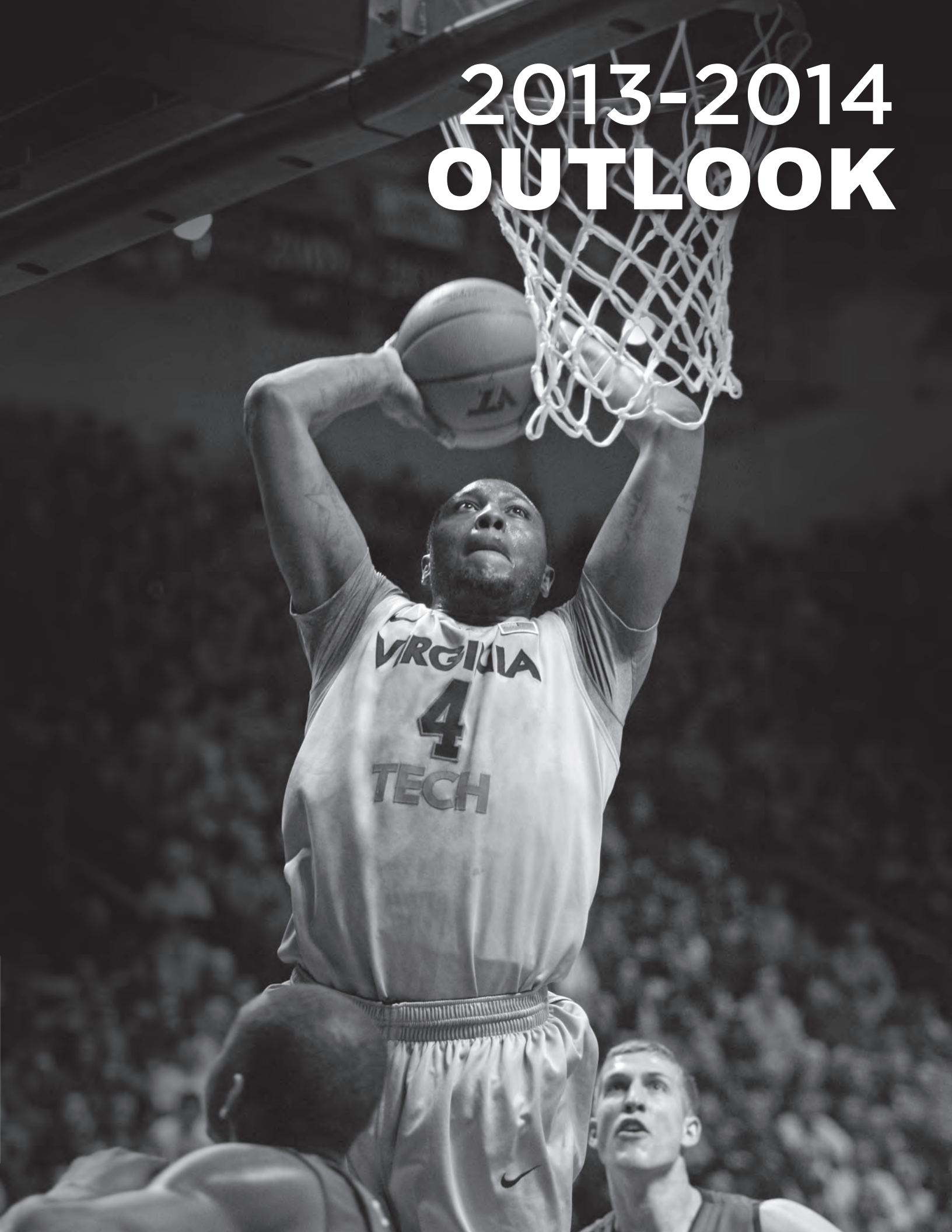
Hokie fans see basketball players involved in schools and youth groups, participating in charitable ventures and giving back to the community that has given so much to them.

Another major focus with this team is supporting groups on the Virginia Tech campus, whether it is participating in pep rallies, lending a hand to fellow students in need or cheering on other teams in their events.

Tech strives to produce well-rounded individuals, and involvement in the community is just one phase of that development that is important to the Hokies.



2013-2014 OUTLOOK



VIRGINIA TECH ROSTERS

2013-2014

ALPHABETICAL

No.	Name	Pos.	Ht.	Wt.	Cl.	Hometown	High School/Other
42	C.J. Barksdale	F	6-8	235	Jr.	Danville, Va.	Hargrave Military Academy
22	Christian Beyer	F	6-7	200	Jr.	New Bern, N.C.	New Bern
14	Greg Donlon	F	6-8	230	So.	Midlothian, Va.	Cosby
31	Jarell Eddie	F	6-7	220	Sr.	Charlotte, N.C.	The Cannon School
15	Ben Emelogu	G	6-5	205	Fr.	Grand Prairie, Texas	South Grand Prairie
25	Will Johnston	G	6-4	205	Jr.	Midlothian, Va.	Midlothian
21	Maurice Kirby	F	6-9	235	Fr.	Chandler, Ariz.	Basha
1	Malik Mueller	G	6-3	210	Fr.	Ehingen, Germany	Urspring
4	Cadarian Raines	F	6-9	238	r-Sr.	Petersburg, Va.	Petersburg
10	Marquis Rankin	G	6-1	170	Jr.	Charlotte, N.C.	Hargrave Military Academy
3	Adam Smith	G	6-1	170	r-So.	Jonesboro, Ga.	Fayette County
32	Trevor Thompson	F	6-11	210	Fr.	Indianapolis, Ind.	St. John's Northwestern Military Academy
2	Joey van Zegeren	F	6-10	225	r-So.	Hoogeveen, The Netherlands	Canarias Basketball Academy
11	Devin Wilson	G	6-4	185	Fr.	McKees Rocks, Pa.	Montour
33	Marshall Wood	F	6-8	230	So.	Rustburg, Va.	Rustburg

NUMERICAL

No.	Name	Pos.	Ht.	Wt.	Cl.	Hometown	High School/Other
1	Malik Mueller	G	6-3	210	Fr.	Ehingen, Germany	Urspring
2	Joey van Zegeren	F	6-10	225	r-So.	Hoogeveen, The Netherlands	Canarias Basketball Academy
3	Adam Smith	G	6-1	170	r-So.	Jonesboro, Ga.	Fayette County
4	Cadarian Raines	F	6-9	238	r-Sr.	Petersburg, Va.	Petersburg
10	Marquis Rankin	G	6-1	170	Jr.	Charlotte, N.C.	Hargrave Military Academy
11	Devin Wilson	G	6-4	185	Fr.	McKees Rocks, Pa.	Montour
14	Greg Donlon	F	6-8	230	So.	Midlothian, Va.	Cosby
15	Ben Emelogu	G	6-5	205	Fr.	Grand Prairie, Texas	South Grand Prairie
21	Maurice Kirby	F	6-9	235	Fr.	Chandler, Ariz.	Basha
22	Christian Beyer	F	6-7	200	Jr.	New Bern, N.C.	New Bern
25	Will Johnston	G	6-4	205	Jr.	Midlothian, Va.	Midlothian
31	Jarell Eddie	F	6-7	220	Sr.	Charlotte, N.C.	The Cannon School
32	Trevor Thompson	F	6-11	210	Fr.	Indianapolis, Ind.	St. John's Northwestern Military Academy
33	Marshall Wood	F	6-8	230	So.	Rustburg, Va.	Rustburg
42	C.J. Barksdale	F	6-8	235	Jr.	Danville, Va.	Hargrave Military Academy

COACHING STAFF

Head Coach: James Johnson (Ferrum, '93)
Assistant Coach: Kurt Kanaskie (La Salle, '80)
Assistant Coach: Ramon Williams (VMI, '90)
Assistant Coach: Andrew Moore (Muskingum, '92)
Director of Basketball Operations: Robert Harris (Shenandoah, '91)
Director of Strength & Conditioning, Basketball Programs:
 David Jackson (Virginia Tech, 1997)
Video Coordinator: Kenny Brown (Ohio, 2010)


PRONUNCIATION

Cassell Coliseum Castle
 Cadarian Raines suh-DARE-ee-un
 Christian Beyer BYE-ur
 Jarell Eddie ju-RELL
 Joey van Zegeren van ZEE-grin
 Kurt Kanaskie kuh-NAS-key
 Marquis Rankin mar-KEES
 Ramon Williams RAY-mon
 Ben Emelogu ee-MEL-o-goo
 Malik Mueller mah-LEEK MEW-lur

TV/RADIO PHOTO ROSTER



1 Malik Mueller
G • 6-3 • 210 • Fr.



2 Joey van Zegeren
F • 6-10 • 225 • r-So.



3 Adam Smith
G • 6-1 • 170 • r-So.



4 Cadarian Raines
F • 6-9 • 238 • r-Sr.




10 Marquis Rankin
G • 6-1 • 170 • Jr.



11 Devin Wilson
G • 6-4 • 185 • Fr.




14 Greg Donlon
F • 6-8 • 230 • So.




15 Ben Emelugu
G • 6-5 • 205 • Fr.



21 Maurice Kirby
F • 6-9 • 235 • Fr.



22 Christian Beyer
F • 6-7 • 200 • Jr.



25 Will Johnston
G • 6-4 • 205 • Jr.



31 Jarell Eddie
F • 6-7 • 220 • Sr.



32 Trevor Thompson
F • 6-11 • 210 • Fr.



33 Marshall Wood
F • 6-8 • 230 • So.



42 C.J. Barksdale
F • 6-8 • 235 • Jr.

COACHES AND STAFF



James Johnson
Head Coach



Kurt Kanaskie
Assistant Coach



Ramon Williams
Assistant Coach



Andy Moore
Assistant Coach



Robert Harris
Director of Basketball
Operations



David Jackson
Director of Strength &
Conditioning
for Basketball



David Dietter
Athletic Trainer for
Men's Basketball



Kenny Brown
Video Coordinator

2013-2014 OUTLOOK

JOHNSON ERA ENTERS SECOND SEASON

Despite seeing Erick Green graduate, Tech coach James Johnson finally has a full roster and is optimistic about the Hokies' 2013-14 chances in his second year at the helm

By JIMMY ROBERTSON

A couple of weeks before practice started for the upcoming 2013-14 men's basketball season, Tech head coach James Johnson looked at a new glass exhibit in the Hahn Hurst Practice Center commemorating Erick Green's accomplishments last year.

As Johnson walks to his office every day, he'll walk past that exhibit – and it will serve as a reminder of what he needs to replace heading into this season.

"I may have to go in a different way," he said, laughing.

Green was the major highlight of last season, becoming the first Tech player ever to lead the nation in scoring and to win the ACC's Player of the Year honor. Behind Green, the Hokies won their first seven games – their best start in 30 years. But injuries and a lack of depth on the roster caught up with Tech, and the Hokies lost 13 of their final 15 games en route to a 13-19 record in Johnson's debut season as the head coach.

Johnson dealt with numerous issues once he got the job and throughout the season. Talented recruit Montrezl Harrell decided to transfer. Prominent players Marshall Wood and Marquis Rankin missed games with injuries. Rankin and Robert Brown missed games with the flu. Johnson held C.J. Barksdale out of a game as a disciplinary measure. Finally, a brutal ACC schedule took its toll on a team that, on a couple of occasions, went into games with six scholarship players.

"I learned that you need depth in this league and throughout the grueling season," Johnson said. "There were so many things that happened with injuries, sickness and foul trouble. You need depth and consistency.

"We weren't consistent enough on the defensive end of the floor. Then we didn't have guys stepping up on the offensive end. Defensively, we weren't as good as we needed to be. We didn't get the stops we needed at certain

times. Offensively, we had Erick Green and we had other guys here and there, but we didn't have enough on the same night. The depth came into play at Clemson [a 77-70 loss], in overtime at NC State [a 90-86 defeat], in overtime at North Carolina [a 72-60 loss] and late in the game at Duke [an 85-57 defeat]. But our consistency on both ends of the floor is something we've got to tighten up this year."

Now, Johnson faces a preseason without Green, who graduated and took his 25 points per game to the professional ranks. Johnson also saw Brown, a 25-game starter a year ago, transfer after last season.

Despite that, Johnson remains optimistic about the 2013-14 bunch of Hokies. At the very least, he will have more depth at his disposal, as he and his staff brought in five freshmen, a group that represents the future of Tech basketball as it heads into a bigger and more talented Atlantic Coast Conference.

The freshman class includes two post players and three perimeter players, and Johnson also gets to use guard Adam Smith this season. Smith, a redshirt sophomore, sat out last season after transferring from UNC Wilmington.

So with the additional players and three returning starters at his disposal in the form of Jarell Eddie, Cadarian Raines and Barksdale, Johnson at least figures to be able to play a style that more fits into his coaching philosophy.

"It starts with competition in practice," he said. "It's wide open now. We've got guys competing at every spot now. Competition is a healthy thing.

"We want to play a little more the way we'd like to play. We want to be more up-tempo on offense and attack more on defense. We want to be more attacking on both sides of the floor. Having bodies in practice similar to what we're going to see in the league is going to help. Our walk-ons did a tremendous job last year, but our depth is going to help us in practice with the competition we'll have, and hopefully we'll be able to play a little different."

Johnson's first task is to find someone, or multiple people, to replace Green's immense production. In addition to averaging 25 points per game, Green also led the team in assists at 3.78 per game, and he averaged four rebounds per game. For good measure, he led the team with 42 steals.

Leading the battle for the point guard job is Rankin, a junior from Charlotte, N.C., who started seven games last season. He got off to a slow start a year ago because of a knee injury, but he finished strong, scoring a career-high 15 points against Wake Forest in the regular-season finale and eight against NC State in the ACC Tournament. He has the skills to be a solid point guard, but needs to stay healthy.

Devin Wilson is also in the mix. The native of McKees Rocks, Pa., averaged 16.4 points per game last season and earned the Pittsburgh Tribune-Review Player of the Year honor.

Johnson and his staff suffered a loss when the NCAA ruled Malik Mueller ineligible for the season. The native of Germany burst on the scene at the 2010 Jordan Brand Classic International as a 16 year old, scoring 21 points and hitting four 3-pointers while playing for the German Under-18 squad.

Mueller, who will be eligible to play next season and have four years left, was vying for time as the point guard this season. So Johnson desperately needs for Rankin to stay healthy and for Wilson to develop.

"He was definitely a guy who was challenging for playing time and challenging for a starting position," Johnson said of Mueller. "We're looking at Marquis and Devin at that spot. Marquis has the most experience playing the position, and Adam Smith may swing over to point guard in certain situations."

Smith can score, as evidenced by his 13.7 points-per-game average as a



Marquis Rankin (left) and Marshall Wood (opposite), who both lost time to injuries last season, will be counted on to contribute in 2013-14.

freshman at UNC Wilmington. He scored 20 points or more on six occasions that year, including a 32-point outburst against Wake Forest.

Smith and freshman Ben Emelogu are the best bets to fill that shooting guard role, though Johnson said Mueller or Wilson could swing over to that spot. Also, Will Johnston, a former walk-on, will get a look. Johnston started four games last season and played in 29. He gave the Hokies solid minutes, averaging about 10 minutes per game, and for his efforts, Johnson put him on scholarship for this season.

Emelogu, though, may be the most intriguing of the group. He led his South Grand Prairie High School team to the Texas 5A championship game, scoring 13 points in a losing effort. He averaged 14 points per game for the season.

"Emelogu gives us a bigger body there," Johnson said. "He could play the 2 or the 3, which I'm calling a wing guard. A lot of times, we're going to play with three guards on the floor. Jarell is really the only small forward we have in the program, so a lot of times, we'll have a three-guard look. Ben is a bigger guy at [6-foot-5], 205, and gives us a bigger 2-guard and can give us size at the wing guard, if we move him over there. We'll have some flexibility on the perimeter."

At the small forward spot, Eddie returns after an up-and-down season. The senior from Charlotte, N.C., finished second on the team in scoring at 12.3 points per game last season, and he also averaged 5.6 rebounds per game. But he shot just 39.6 percent from the floor and went through his share of struggles during ACC play.

In the post, Raines anchors things. He gives the Hokies some size at 6-9 and nearly 240 pounds, and he averaged 6.6 points per game and a team-leading 6.4 rebounds per game a year ago. He also led the team with 34 blocked shots.

Johnson wants both Eddie and Raines to fill the leadership void created when Green departed.

"Erick was a leader by example and doing it on the floor," Johnson said. "I think these guys [Eddie and Raines] have got to do both. They've got to lead by example, and we need for them to be vocal. We've got a young group. We've got five freshmen and a transfer, and they haven't played an ACC game yet. We've got to have those guys ready to go. They've [Eddie and Raines] got to take ownership of this team. I think they've shown in the preseason that they're poised to do it. We have some others who have shown leadership, but it's going to come down to those two seniors."

Barksdale, a junior, could assume a leadership role, too. He averaged 5.6 points and 4.7 rebounds per game, and he led the regulars by shooting 52.3 percent from the floor.

After a one-game suspension, Barksdale started playing better, and he played well down the stretch, scoring in double figures in four of the final seven games. The Hokies went 6-3 in games in which Barksdale reached double figures.

Both Barksdale and Raines, though, will be challenged. Sophomore Marshall Wood returns after a broken foot sidelined him for a chunk of last season. But the 6-8, 230-pounder possesses the ability to knock down 3-pointers and was averaging 6 points and 6 rebounds per game before getting hurt.

Joey van Zegeren, Christian Beyer and Greg Donlon return as well. Van Zegeren, a 6-10 redshirt sophomore, started four games and played in all 32, averaging 3.3 points and 3.1 rebounds per game. Beyer, a walk-on, played in 23 games and gave the Hokies some solid minutes as a reserve. Donlon played in nine games.

Two incoming freshmen hope to be able to help this season. Trevor Thompson, a 6-11, 210-pound center from Indianapolis, Ind., and Maurice Kirby, a 6-9, 235-pound forward/center from Chandler, Ariz., give the Hokies length and size in the post.

"I think we're definitely improved in the post," Johnson said. "C.J. Barksdale ended ACC play at a high level, and his confidence is high right now. I think Marshall Wood is back healthy right now.

"This is the deepest we've been up front and we're probably as big as any Virginia Tech team has been in a long time around here. We have Cadarian Raines, Joey van Zegeren and Maurice Kirby battling at the center spot. Then you've got Trevor Thompson, who could play the 4 or 5, and he's 6-11. We're deep up front. I think that's where our strength lies. We're 6-11, 6-10, 6-9, 6-9, 6-8 and 6-8."

Johnson hopes the added size up front and the overall depth of the team



will result in better play on the defensive end. The Hokies ranked last in the ACC a year ago in scoring defense (74.8 ppg) and ninth in field-goal percentage defense (43.6). They also ranked last in steals at 4.3 per game.

Tech gave up 80 or more points in 11 games last season. Its record in those games was 2-9, including 0-7 in ACC games. So improving the defense is a must.

"That was probably the most disappointing thing about last season," Johnson said. "We have to improve on that. I'm not making excuses, but I think depth had something to do with that.


"But we've got to be a better defensive team, and part of that is rebounding. A lot of times, we did a good job of getting the initial stop, but we'd give up a second shot. I thought we got better as the season went along, but we've got to be a better rebounding team. That ties into defense."

Though they finished six games under .500, the Hokies weren't far off last season. They lost five games by seven points or less, and another one – at UNC – by 12 in overtime when they had a shot to win it at the end of regulation. A bounce or two here and there, and the Hokies make postseason play.


Johnson hopes his young squad gets those bounces this season. But he also knows that teams create their own bounces. In a tough league, this young team will need to grow up quickly and be tough from the onset.

"I'm excited about the team, excited to see where we are and what we can do," Johnson said. "Last year was tough, but I can honestly say those guys gave me everything they had. There were nights when the ball wasn't going down and nights when we didn't defend the way we needed to, but the effort was there. There were times we didn't have it, whether we couldn't make the play or we were too tired to make the play. We just didn't have it. But the effort was there. That was one of the things I never had to coach last year.

"I see that with this group here. They're working hard. How good will they be? I don't know. But we're working hard."



MEET THE COACHES



JAMES JOHNSON

HEAD MEN'S BASKETBALL COACH

James Johnson is in his second season as Virginia Tech's head men's basketball coach. Johnson's up-tempo style of offense energized the Hokie fan base in his first season and, with a fresh infusion of talent for the 2013-14 season, Tech will see a more pressure-oriented defense.

During Johnson's first season, senior guard Erick Green became the first Hokie ever to be named the Atlantic Coast Conference Player of the Year and to lead the nation in scoring. Johnson and the Hokies defeated No. 15 Oklahoma State in December in Cassell Coliseum, earning the new coach a victory in his first-ever game against a nationally-ranked team.

Just as important, two Hokies, Jarell Eddie and Christian Beyer were named to the All-ACC Academic team. Johnson has renewed a pledge to better involve the program into the daily life of the Virginia Tech campus and the New River Valley community. In the past year, the program became a part of the Christmas Store, Special Olympics and other activities and charities in the area.

No stranger to the Hokie Nation, Johnson spent the previous five seasons on the men's basketball staff at Virginia Tech. He was an assistant



@VTCoachJohnson



coach from 2007-2011 before being promoted to associate head coach prior to last season. He had accepted an assistant coaches' position at Clemson on April 13 of this year, but returns to Blacksburg to take over the reins of the men's basketball program. Director of Athletics Jim Weaver named Johnson to the position on May 1, 2012.

"I am pleased with Coach Johnson's first year as head coach," Weaver said. "He has surrounded himself with an excellent staff who cares about the players and their development in both the classroom and the basketball court."

Johnson joined the Hokies following two seasons as an assistant at George Mason. While at Mason, he focused on organizing the team's defensive efforts in practice and games. The Patriots were a combined 45-23 in his two seasons and advanced to the 2006 NCAA Final Four. Before GMU, Johnson spent two seasons as an assistant coach at Penn State. He was the recruitment coordinator for the Nittany Lions. Prior to Penn State, Johnson had a one-year stint as an assistant at the College of Charleston and he spent two years as an assistant at Elon.

"Virginia Tech and the Hokie Nation have a special place in my heart and I am blessed and excited for the opportunity to become the head basketball coach," Johnson said at the time of his hiring. "I look forward to working with a great group of young men and moving forward with this program."

Johnson, a native of Powhatan, Va., was a four-year player and three-year starter at Ferrum College. A three-time Defensive Player of the Year, he helped guide his team to two conference championships and a berth in the NCAA Division III Tournament. He was also voted his team's Most Valuable Player in 1993. In 2001, Johnson was selected as one of the Top 10 players in Ferrum basketball history. In September of 2009, Johnson was elected into the Ferrum College Athletic Hall of Fame.

After graduating from Ferrum with a bachelor of science in psychology in 1993, he immediately stepped into the coaching ranks at his alma mater and served as an assistant for two seasons. Johnson helped guide the Panthers to a regular-season conference title.

In 1995, Johnson moved on to Longwood College as an assistant and then spent one year at Hargrave Military Academy, where he worked with the post-graduate team. In 1997, he began a three-year run as an assistant at Old Dominion. Johnson is a member of the Black Coaches Association (BCA) and the National Association of Basketball Coaches (NABC). In March 2001, Rivals.com named Johnson one of the Top 20 Assistant Coaches at Mid-Major Division I Schools. He was a squad leader in the Army National Guard from 1989-91.



THE COACH JOHNSON FILE

PERSONAL

Full name: James Lewis Johnson

Date of birth: July 20, 1971

Hometown: Powhatan, Va.

High School: Powhatan, 1989

College: Ferrum '93

EXPERIENCE

Head Coach:

Virginia Tech – 2012-present

Associate Head Coach:

Virginia Tech – 2011-2012

Assistant Coach:

Virginia Tech – 2007-2011

George Mason – 2005-07

Penn State – 2003-05

College of Charleston – 2003

Elon – 2000-02

Old Dominion – 1997-2000

Hargrave Military Academy – 1996-97

Longwood – 1995-96

Ferrum – 1993-95

KURT KANASKIE

ASSISTANT MEN'S BASKETBALL COACH

Kurt Kanaskie is in his second season as an assistant coach in the Virginia Tech men's basketball program. He performs widely varied duties with the Hokies and he serves as the right-hand man to head coach James Johnson on all matters of the program.

Kanaskie came to Virginia Tech after spending one season at Navy as associate head coach and eight seasons at Penn State, including two years as associate head coach. He was on the staff at Penn State with Johnson from 2003-2005. While at Penn State, Kanaskie helped the Nittany Lions to a spot in the 2011 NCAA Tournament, a 2009 NIT Championship and a berth in the 2007 NIT.

"Kurt Kanaskie brings a wealth of experience to our staff," head coach James Johnson said. "Having been a head coach before, he has sat in the chair. He is an outstanding all-around coach. He's a very good recruiter; he is very good on the floor and he will be responsible for all of our scouting reports. He has a very good relationship with our players. He has performed this job at this high level before and is a great component of our staff."

Prior to Penn State, Kanaskie served as the head coach at Drake for seven seasons (1997-03). Before Drake, he was one of the most successful Division II head coaches in Pennsylvania, as he was the head coach at Indiana University of Pennsylvania for eight seasons. In the 1994-95 season, IUP grabbed its first national ranking

in school history (No. 5), earned an NCAA Tournament bid for the first time ever and advanced to the Elite Eight. A year later, IUP earned a No. 1 national ranking and advanced to the national semifinals. Kanaskie was twice named PSAC Coach of the Year, earned NABC District Coach of the Year honors twice and was twice named the Basketball Times National Coach of the Year.

Before IUP, Kanaskie served as the head coach at Lock Haven University for three years (1986-88). His LHU team reached the NCAA Tournament a year later and earned the school's first-ever national ranking. He was named PSAC Coach of the Year twice at LHU, giving him a total of four PSAC coaching awards.

The Mechanicsburg, Pa., native began his coaching career as an assistant coach at South Carolina for five seasons. Kanaskie was an All-State basketball player at Cumberland Valley High School and earned his Bachelor of Science degree from La Salle University in 1980 and a Master of Business Administration from South Carolina in 1985. While at La Salle, he earned All-Big Five and All-East Coast Conference honors, was an academic All-American, and left as the school's ninth all-time leading scorer. The NBA's Golden State Warriors drafted him.

Kanaskie has three children, a daughter, Kristin Kanaskie Grotewold, and sons Kevin Kanaskie and Kyle Kanaskie.



@KKanaskie



THE COACH KANASKIE FILE

PERSONAL

Full name: Kurt Michael Kanaskie
Date of birth: April 14, 1958
Hometown: Mechanicsburg, Pa.
High School: Cumberland Valley, 1976
College: LaSalle '80
Twitter: @KKanaskie

EXPERIENCE

Virginia Tech
Assistant Coach (2012-present)

Navy
Associate Head Coach (2011-2012)

Penn State
Associate Head Coach (2009-2011)
Assistant Coach (2003-2009)

Drake
Head Coach (1997-2003)

Indiana University of Pennsylvania
Head Coach (1989-1997)

Lock Haven
Head Coach (1986-89)

South Carolina
Assistant Coach (1981-85)

RAMON WILLIAMS

ASSISTANT MEN'S BASKETBALL COACH

Ramon Williams is in his second season as an assistant coach at Virginia Tech. A well-known member of the local and state basketball community, Williams brings a world of experience to the Hokies.

Williams, a native of Roanoke, Va., joined James Johnson's staff in 2012 after serving three seasons at Ohio University. During his three seasons at Ohio, the Bobcats advanced to the NCAA Tournament in 2010 and 2012. In 2012, Ohio advanced to the Sweet 16 as a No. 13 seed with victories over No. 4 seed Michigan and No. 12 seed South Florida.

"Ramon knows the area very well," Johnson said. "He was a very good player at VMI and knows our geographical footprint very well, in regards to recruiting. He has been a successful recruiter all the way from the D.C.-Maryland area, down through the Carolinas. He has been a part of some very good staffs that have advanced to the NCAA Tournament. He has a very good basketball mind and has developed a very good relationship with our players."

Williams came to Ohio after a four-year stint at DePaul, where he helped guide the Blue Demons through the rugged BIG EAST Conference, widely regarded as the nation's top league. In Williams' second year on staff, DePaul posted nine BIG

EAST wins and defeated three ranked teams en route to making its deepest postseason run in 17 years, a trip to the quarterfinals of the NIT.

Before DePaul, Williams spent three years as an assistant at Richmond under Jerry Wainwright. The Spiders reached the postseason in two of Williams' three seasons on staff, qualifying for the NIT in 2003 and capturing the program's second-ever at-large bid to the NCAA Tournament in 2004.

A 1990 graduate of VMI with a degree in economics, Williams was a member of the men's basketball staff at his alma mater for nine years as both an assistant and associate head coach before heading to Richmond. Williams was a two-time All-Southern Conference and SoCon All-Tournament Team selection at VMI, and finished his career as the program's third-leading scorer with 1,630 points. He continues to hold VMI program records for three-point field goals in a game and single-season three-point field goal percentage.

Williams and his brother, Damon, who formed one of the most prolific scoring duos in NCAA history, were both inducted into the VMI Sports Hall of Fame in September of 2001. Both are still very active in the Roanoke community. Ramon and his wife, Donnie, are the parents of Jahron Williams and Jackie Walker.



@rayday2



THE COACH WILLIAMS FILE

PERSONAL

Full name: David Ramon Williams
Date of birth: Jan. 24, 1968
Hometown: Roanoke, Va.
High School: William Fleming, 1986
College: VMI
Twitter: @rayday2

EXPERIENCE

Virginia Tech
Assistant Coach (2012-present)
Ohio
Assistant Coach (2009-2012)

DePaul
Assistant Coach (2005-2009)

Richmond
Assistant Coach (2002-2005)

VMI
Assistant Coach (1993-2002)

ANDY MOORE

ASSISTANT MEN'S BASKETBALL COACH

Andy Moore is in his second season at Virginia Tech and begins his first season as an assistant coach. During the 2012-13 season, Moore served as the Director of Men's Basketball Operations for the Hokies. He joined the Tech staff in June of 2012.

Moore came to Blacksburg following four years at Eastern Michigan University. Moore moved into game operations during the 2011-12 academic year after spending the three previous seasons as a full-time assistant coach at EMU. This was Moore's second stint at EMU, as he served as the director of basketball operations from 2000-02.

"I am very excited about Andy Moore's new role with our program," Head Coach James Johnson said. "He has demonstrated through last season as our director of basketball operations that he is organized and has an attention to detail. Watching him in the summer and fall workouts, he is a very good on-court coach and he has the respect of our guys. He is also a relentless recruiter."

Moore spent the 2007-08 season as a men's assistant basketball coach at Bowling Green State University and the previous five years as an assistant men's basketball coach at the University of Michigan. While with the Wolverines, he spent four years as an assistant coach and one season as the director of basketball operations. During his

tenure in Ann Arbor, the Wolverines registered three 20-win seasons and had an overall record of 98-65 in those five seasons. Michigan won the postseason National Invitational Tournament (NIT) title in 2004 and advanced to that tournament's championship game in 2006.

Before making the short move to Ann Arbor, Moore spent two years as the director of basketball operations at EMU. His resume also includes four years at California University of Pennsylvania, from 1996 until 2000. After serving as an assistant coach for his first three years, he was promoted to assistant head coach for the 1999-2000 season.

Moore began his coaching career at Mt. Vernon (Ohio) High School, where he was an assistant coach for the varsity boys' team (1992-94). He then moved on to Kenyon (Ohio) College, where he served as an assistant men's basketball coach and head men's golf coach (1994-96).

Moore is a 1992 graduate of Muskingum College, where he was named first-team All-American and Ohio Athletic Conference Player of the Year as a senior in 1991-92. He was a three-time All-Ohio Athletic Conference (OAC) selection and finished his career as the school's all-time scoring leader. Moore was inducted into Muskingum's Athletic Hall of Fame in 1999.

Moore and his wife, Stephanie, have two sons, Graham and Nolan.



@MooreMoorembb



THE COACH MOORE FILE

PERSONAL

Full name: Andrew David Moore
Date of birth: Feb. 19, 1970
Hometown: Mount Vernon, Ohio
High School: Mount Vernon, 1988
College: Muskingum College '92

EXPERIENCE

Virginia Tech

Assistant Coach (2013-present)
Director of Men's Basketball Operations (2012-2013)

Eastern Michigan

Game Operations (2011-2012)
Assistant Coach (2008-2011)

Bowling Green

Assistant Coach (2007-2008)

Michigan

Assistant Coach (2003-2007)
Director of Basketball Operations (2002-2003)

Eastern Michigan

Director of Basketball Operations (2000-2002)

California University of Pennsylvania

Assistant Head Coach (1999-2000)
Assistant Coach (1996-1999)

Kenyon College

Assistant Coach (1994-1996)

Mt. Vernon (OH) H.S.

Assistant Coach (1992-1994)

ROBERT HARRIS

DIRECTOR OF MEN'S BASKETBALL OPERATIONS

Robert Harris begins his first season as director of men's basketball operations for the Virginia Tech basketball program.

Harris comes to Virginia Tech from Charlottesville High School, where he spent last year as the athletic director. His duties at CHS involved a wide array of responsibilities involving the school's students, including working with the school's sports programs.

"Rob brings a great deal of experience to us in the administrative field," head coach James Johnson said. "Rob was an associate AD at Shenandoah University and the athletics director at Charlottesville High School. We knew he would fit in immediately with our current staff and easily develop good relationships with our players while taking on the day-to-day administrative duties in the office."

Prior to his time in Charlottesville, Harris spent 12 seasons as the head men's basketball coach at Shenandoah University in Winchester, Va. At SU, Harris led the Hornets to two second-place finishes and two third-place finishes in the Dixie (and later USA South) Conference. He earned 2003 Dixie Conference Coach of the Year honors and was a member of the NCAA South Region ranking committee. In that capacity, Harris represented the USA South Conference to the NCAA and had a hand in selecting the national tournament championship field.

In addition to his coaching duties, Harris served the athletic department as an administrator as well. In July 1999, Harris was promoted to assistant athletic director for promotions and marketing after serving as its coordinator for three years. In that role, Harris worked with senior athletic department staff to

develop additional athletic financial support.

Harris was born and raised in Washington, D.C. A 1987 graduate of St. John's Prep School, Harris played two years of varsity basketball under the legendary Joe Gallagher while also achieving the rank of Lt. Colonel. In that role, he led four squads totaling 28 cadets.

Harris earned both undergraduate and graduate degrees from Shenandoah. In 1991, he earned his bachelor of science degree in mathematics and then received his master's in business administration in December 1995. During his playing career, which encompassed Don Carter's last season and Dave Dutton's first three years, Harris was part of the most successful era in SU basketball history. In his final three seasons, all under Dutton, the team won three regular season ESAC Championships, two ESAC Tournament Championships, and made two appearances in the NCAA Tournament. Harris was a starter on the 1990-91 NCAA Tournament team that finished 21-6 and was also the ESAC regular season champions. He was also the President's Cup Winner in 1991, an award given to the Outstanding Male and Female Athlete of the Year.

In his free time, Harris has served the community in many ways. He has been involved in "Choices," a program geared to the development of high school students in the Winchester/Frederick County community, and graduated from Winchester/Frederick County Chamber of Commerce Community Leadership Program. Additionally, Harris was a member of the BB&T Shenandoah Valley and Winchester/Frederick County Youth Development Center advisory boards.

Harris has one son, Carson Trent.



THE HARRIS FILE

PERSONAL

Date of birth:
Hometown: Washington, D.C.
High School: St. John's Prep School
College: Shenandoah '91

EXPERIENCE

Virginia Tech
Director of Men's Basketball Operations
(2013-present)

Charlottesville High School
Athletics Director (2012-2013)

Shenandoah University
Head Coach (2000-2012)
Assistant AD (1999-2012)
Assistant Coach (1992-2000)



SUPPORT PERSONNEL



DAVID JACKSON

DIRECTOR OF STRENGTH & CONDITIONING FOR BASKETBALL PROGRAMS

David Jackson is in his seventh season as a strength and conditioning coach at Virginia Tech and his fifth season as director of strength and conditioning for basketball programs. His dedication and knowledge of all areas of conditioning has become evident in his tenure in Blacksburg, as the Hokies have continued to improve throughout each season and have shown an increased fitness level in all players.

Four years ago, Jackson took over the reins of a new, 4,000 sq. ft. strength and conditioning center in the Hahn Hurst Basketball Practice Center. Both immediate and long-term benefits have been realized through the new center.

Jackson joined the Hokies following a successful career as a personal trainer in the Southern California area. While in Southern California, he developed personal fitness plans for more than 60 clients to enhance performance and fitness. His list of clients included the children of former hockey great, Wayne Gretzky.

No stranger to the Virginia Tech basketball program, Jackson played for the Hokies from 1994-97 under Bill Foster. His twin brother, Jim, also played for the Hokies. Jackson was a member of the 1995 NIT Championship team and the 1996 team that advanced to the second round of the NCAA Tournament. He played in 83 games for the Hokies, averaging 6.2 points per game.

“David Jackson is one of the best strength and conditioning coaches in the nation,” head coach James Johnson said. “He has a pride and a commitment to Virginia Tech. He has a love for the University and wants to help this program to become the best.”

Prior to working in the personal fitness industry, Jackson was an assistant basketball coach at Fork Union Military Academy during the 1999-2000 season and a graduate assistant at Virginia Tech from 1997-99.

Jackson is a 1997 graduate of Virginia Tech with a degree in health and physical education and a minor in health education. He earned a master’s degree in health education from Virginia Tech in 1999. Jackson’s brother, Jim, was a letterman at Virginia Tech from 1992-97. Jackson and his wife, Essie, live in Blacksburg.



KENNY BROWN

VIDEO COORDINATOR FOR BASKETBALL


Kenny Brown is in his first season in Blacksburg as the video coordinator for men’s basketball.

Brown comes to the Hokies after two years at Oklahoma State as the Cowboys’ assistant video coordinator. At OSU, Brown was responsible for all aspects of video use, using the XOS Thunder software. He filmed games and practices, generated video for scouting reports, managed film exchange and constructed of the program’s video playbook.

During the last several summers, Brown has worked at camps at Ohio State, Oklahoma State, Illinois, Ohio, Arizona, Davidson and Colorado. He also worked for the Pro Shot Basketball Shooting System and spent the 2010-11 season as the eighth grade basketball coach at Jones Middle School in Grandview, Ohio.

A 2010 graduate of Ohio University, Brown was a student manager, working with film and game preparation. In 2010, the Bobcats defeated Georgetown in the first round of the NCAA Tournament.

Brown holds a bachelor’s degree in sports administration from Ohio and a master’s in leisure and sports studies from Oklahoma State in 2013. He was on the dean’s list at both Ohio and OSU. He is a native of Upper Arlington, Ohio.



SUPPORT PERSONNEL

ERIC CROSS

EQUIPMENT MANAGER FOR MEN'S BASKETBALL



Eric Cross is in his 13th season as the equipment manager for the Virginia Tech basketball program. He is responsible for ordering, repairing and storing all equipment used by the men's and women's basketball teams. He supervises the equipment room in the Hahn Hurst Practice Center.

A 2001 graduate of Virginia Tech with a degree in political science, Cross earned his master of science degree from Virginia Tech in 2007 in health and physical education and earned his Ph. D. in health and physical education in 2011. As an undergraduate at Tech, Cross was a student manager for the men's basketball team from 1999-2001. He is a member of the Athletic Equipment Managers Association.

"Eric Cross keeps us looking the best. That's a very big part of the system and the overall program; it's very important in recruiting," head coach James Johnson said. "People are looking at us and how we look and the impression we are making on them, its important and Eric makes sure that we are representing the University and Nike in a fine fashion."

Cross is married to Associate Director of Student-Athlete Academic Support Services, Katie Cross, and the couple lives in Christiansburg.

SHARON SPRADLIN

MEN'S BASKETBALL SECRETARY



Sharon Spradlin, a veteran of the Virginia Tech Athletics Department, begins her 20th season as the basketball secretary and her 26th year in the Tech athletics department.

"Sharon Spradlin keeps everything going. She runs the show," head coach James Johnson said. "She's been great for me, helping this become a smooth transition. She's been great for the assistants in their transition. She knows this University inside and out. On a day-by-day basis, she keeps us all going on the right track. She is a great first impression of this program as

people walk through the door."

A native of Blacksburg, Va., Spradlin worked in the Tech sports information department from 1987-93 and began her current position in November 1993.

Spradlin graduated from Blacksburg High School and attended New River Community College. Spradlin and her husband, Stephen, have two children, Stacie and Josh, and six grandchildren, Savannah, Dalton, Lorelei, Grady, Cole and Grace. In her spare time, Spradlin enjoys working in her church, reading and spending time with her family.



Dave Gittings
Team Chaplain



Emily Clinkhammer
Learning Specialist

DAVID DIETTER

ATHLETIC TRAINER FOR MEN'S BASKETBALL



David Dietter is in his fourth season working with the men's basketball team and his seventh season as an assistant athletics trainer at Virginia Tech.

Prior to working with the basketball team, Dietter worked with the football team at Tech. During that time, he also served as head athletic trainer at Eastern Montgomery High School in nearby Eliiston, Virginia.

"In the past, David Dietter's job has been tough with some of the things that have happened in the program," head coach James Johnson said. "His commitment to the program, how hard he works and how much he cares about the players really goes a long way."

He had served as a graduate assistant trainer at Tech from 2004-06 and had also been a seasonal intern with the Tampa Bay Buccaneers in 2006.

A 2004 graduate of the University of Connecticut, Dietter earned his master's degree from Virginia Tech in 2005 in Health Promotions. As an undergraduate, he worked in the training rooms at both Connecticut and Eastern Connecticut State University and was a student intern with the New Orleans Saints.

Dietter also has completed research with the Riddell HIT System and worked in sales with EMPI and OrthoProsExpress. He and his wife Jessica reside in Christiansburg.

KATIE CROSS

ASSOCIATE DIRECTOR OF STUDENT-ATHLETE ACADEMIC SUPPORT



Katie Cross is in her 15th year in the Student-Athlete Academic Support Services office and is in her sixth year as associate director. She had previously served as an assistant director at her alma mater since joining the staff in October 1999.

She serves as the academic coordinator for the men's and women's basketball programs, as well as the volleyball program. In addition, she also serves as the coordinator for the student-athlete computer lab and technical liaison for the office.

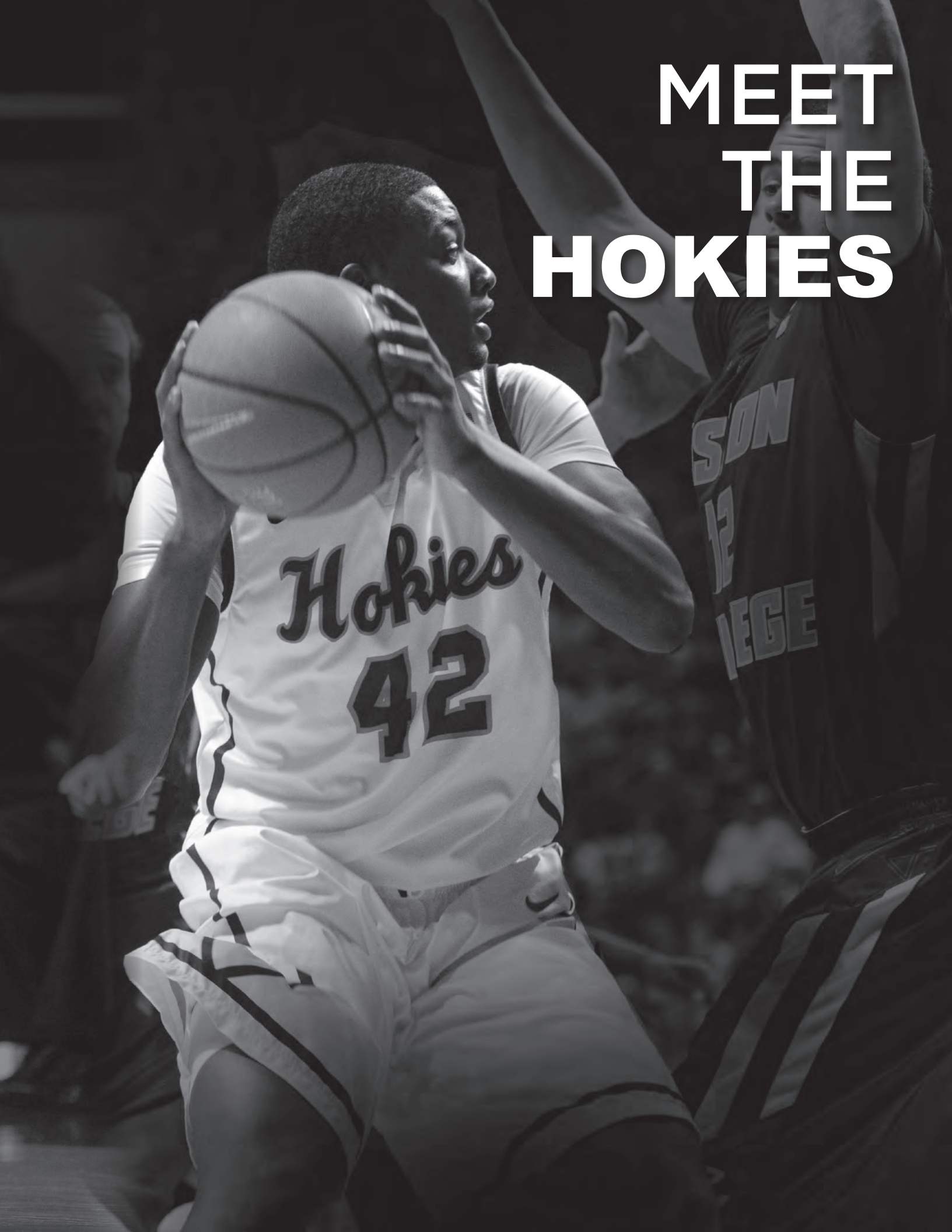
"Katie's commitment to these guys and the pride and the passion that she takes in what she does is very much appreciated by me and the guys know that she cares," head coach James Johnson said. "Being a graduate of Virginia Tech and a former student-athlete here, she has pride in this University."

Cross came to Tech from the University of Florida where she served as an intern in the Office of Student Life. She earned her master's in athletic administration from Ohio University in 1998 and received her bachelor of arts degree in communication studies and political science from Virginia Tech in 1997. As a student-athlete at Virginia Tech, Ammons was a member of the Hokies' swim team.

Cross is married to assistant equipment manager Eric Cross, who also works with the basketball program. The couple lives in Christiansburg.



MEET THE HOKIES



4 CADARIAN RAINES

FORWARD

6-9, 238, R-SR., PETERSBURG, VA./PETERSBURG

Returning starter in the post ... Powerful player who is in the best condition of his career ... Worked hard over the summer to reshape his body ... Also improved every aspect of his game ... Should be able to play longer stretches of time on the court ... Has improved his ability to score around the basket and has expanded his range out to 15 feet ... Should be a better free throw shooter this season.

2012-13: Played in all 32 games, making 30 start ... Scored nine points and grabbed four rebounds in the season opener against ETSU ... Notched a double-double with 10 points and 12 boards against Rhode Island ... Made it back-to-back double-doubles with 14 points and 10 rebounds against VMI ... Brought down nine rebounds and put up nine points at UNC Greensboro ... Scored nine points and grabbed six rebounds against Iowa ... Tallied six points and six rebounds in the win over Oklahoma State ... Had eight points and grabbed eight rebounds at West Virginia ... Scored a career-high 16 points and grabbed nine rebounds in the overtime win over Bradley ... Brought down five rebounds at BYU ... Grabbed a career-high 13 rebounds and scored eight points in the ACC opener at Maryland ... Scored eight points and brought down six rebounds in the overtime win at Georgia Tech ... Grabbed 13 rebounds and blocked four shots, while also dishing out three assists in the win over Wake Forest ... Scored 10 points and grabbed eight rebounds against No. 14 Miami ... Brought down six rebounds and scored 12 points at North Carolina ... Blocked a career-high five shots, also adding 14 points against Maryland ... Grabbed nine boards and scored nine points against Georgia Tech ... Scored six points and grabbed eight rebounds at Virginia ... Grabbed nine rebounds and scored six points at NC State ... Scored 10 points and grabbed five rebounds against No. 6 Duke ... Made an impact on defense while grabbing five rebounds and blocking three shots ... Scored eight points and grabbed seven rebounds at Wake Forest ... Grabbed seven boards and scored eight points in the ACC Tournament game against NC State.

2011-12: Appeared in all 33 games this season, making nine starts ... Averaged 5.9 points and 3.9 rebounds, while shooting 51.6 percent from the floor ... Led the team with 25 blocked shots and added 23 steals as well ... Filled in during Victor Davila's absence (groin injury) and scored in double figures in four of the final eight games of the season ... Averaged 10.1 points and 4.6 rebounds in that span, and shot 54 percent from the floor ... Saw 14 minutes of action in the season opener against East Tennessee State ... Tallied six points and six rebounds against Monmouth ... Scored three points against No. 5 Syracuse ... Brought down a career-high nine rebounds and added a season-best three blocks against Oklahoma State ... Didn't miss a shot as he scored six points and grabbed four rebounds in eight minutes of play against St. Bonaventure ... Matched his then-season best for the third time with six points against Kansas State, also adding five boards ... Scored 12 points, while adding a career-best three steals on defense at Rhode Island ... Scored 10 points and grabbed seven rebounds against Norfolk State ... Tallied five points and three rebounds against Campbell ... Brought down a career-best 11 rebounds while adding three blocks and four points against North Florida ... Was a perfect 4-for-4 from the free-throw line en-route to a 10-point, four-rebound performance against Eastern Michigan ... Grabbed four boards and scored four points at Oklahoma State ... Scored four points and brought down four rebounds against Florida State ... Scored seven points at Boston College ... Scored seven points and grabbed seven



rebounds against BYU ... Brought down five rebounds and scored four points in first career start at Maryland ... Scored four points against No. 7 Duke ... Scored eight points and grabbed four rebounds against Clemson ... Scored four points and grabbed four rebounds against Boston College ... Brought down six rebounds and added four points at No. 20 Florida State ... Scored a career-high 13 points in the win over Georgia Tech ... Scored six points against No. 25 Virginia ... Helped lead the team with a career-best 16 points at No. 5 Duke ... Scored 12 points and added eight rebounds at Clemson ... Neared his career high with 15 points, also adding five rebounds against NC State ... Scored nine points and added four rebounds in the win over Clemson in the ACC Tournament ... Scored six points and grabbed five rebounds against Duke in the second round of the ACC Tournament.

2010-11: Appeared in four games on the season, but was sidelined for most of the year with a foot injury and ultimately redshirted ... Scored two points with two rebounds and a blocked shot in 21 minutes on the court ... Made his first appearance of the season against Oklahoma State, registering a rebound in eight minutes of play ... Recorded his first blocked shot of the season against UNLV ... Notched his first points of the season against Purdue, going one-for-two from the field and adding an offensive rebound ... Made his final appearance of the season against Mississippi State.

2009-10: Appeared in 21 games as a freshman ... Played in his first game against Georgia after recovering from foot surgery, collecting one rebound ... Scored his first career point against VMI, finishing one-of-two from the free throw line, and added a defensive rebound ... Recorded career-highs with eight rebounds and five blocked shots in the Hokies' win over UMBC, while adding four points ... Scored six points and collected three rebounds



HIGHS

POINTS

Season	16 vs Bradley (12/22/12)
Career	16 at Duke (2/25/12), vs BU (12/22/12)
ACC	16 at Duke (2/25/12)

MINUTES PLAYED

Season	41 at North Carolina (2/2/13)
Career	41 at North Carolina (2/2/13)
ACC	41 at North Carolina (2/2/13)

FIELD GOALS MADE

Season	7 vs Maryland (2/7/13)
Career	7 at Duke (2/25/12), vs MD (2/7/13)
ACC	7 at Duke (2/25/12), vs MD (2/7/13)

FIELD GOAL ATTEMPTS

Season	13 vs Maryland (2/7/13)
Career	13 vs Maryland (2/7/13)
ACC	13 vs Maryland (2/7/13)

3-PT FIELD GOALS MADE

Season	N/A
Career	N/A
ACC	N/A

3-PT FIELD GOAL ATTEMPTS

Season	N/A
Career	N/A
ACC	N/A

FREE THROWS MADE

Season	5 vs Iowa (11/27/12)
Career	5 vs GT (2/18/12), vs Iowa (11/27/12)
ACC	5 vs Georgia Tech (2/18/12)

FREE THROW ATTEMPTS

Season	6 vs Iowa (11/27/12)
Career	8 vs Georgia Tech (2/18/12)
ACC	8 vs Georgia Tech (2/18/12)

REBOUNDS

Season	13 at MD (1/5/13), vs WF (1/19/13)
Career	13 at MD (1/5/13), vs WF (1/19/13)
ACC	13 at MD (1/5/13), vs WF (1/19/13)

ASSISTS

Season	3 vs Wake Forest (1/19/13)
Career	3 vs Wake Forest (1/19/13)
ACC	3 vs Wake Forest (1/19/13)

BLOCKS

Season	5 vs Maryland (2/7/13)
Career	5 vs UMBC (12/22/09), vs MD (2/7/13)
ACC	5 vs Maryland (2/7/13)

STEALS

Season	2 vs Miami (1/30/13)
Career	3 at Rhode Island (12/7/11)
ACC	2, 3x, last vs Miami (1/30/13)

and two blocks in the win over Longwood ... Totaled a career-high seven points against Seton Hall in Cancun, Mexico ... Grabbed a rebound and a block in 11 minutes of play in the Hokies' ACC opener at No. 9 North Carolina ... Tied a season-high with seven points, finishing three-of-four from the field, and added four rebounds and two blocks against NCCU ... Scored first career ACC points at home against North Carolina ... Grabbed three rebounds and added a block and assist against Clemson ... Recorded three defensive rebounds and added a block and an assist at NC State ... Played a career-high 20 minutes against No. 23 Wake Forest, collecting two points, four rebounds and a block for the fourth-straight game ... Played 10 minutes against Duke and Boston College ... Scored four points on two dunks in just five minutes of play against Quinnipiac in the first round of the NIT, also adding a rebound.

HIGH SCHOOL: Four-year letterwinner at Petersburg High School in Petersburg, Va., where he was coached by Bill Lawson, III ... The Crimson Wave finished the season 30-1 and was 14-0 in district action ... Petersburg lost in the state semifinals to eventual champion, King's Fork H.S. ... Averaged 15.6 points and 9.8 rebounds per game as a senior ... Also averaged 3.8 blocked shots per game and 1.6 assists per game ... MVP of the Fort Lee Tournament ... First-team All-State and first team All-Metro as a senior ... District and region Player of the Year as a senior ... Played in the 2009 Capital Classic All-Star game ... Honorable mention All-State as a junior ... Also played volleyball in high school and was first team All-Central Region.

PERSONAL: Cadarian Marcellus Raines ... Born Oct. 12, 1990, in Petersburg, Va. ... Son of Christina Raines, Paul Pritchett and Mendell Harris ... Has one younger brother, Cedrick Pritchett and a younger sister, Omayra Harris ... Majoring in sociology.

CAREER STATISTICS

Year	GP	-GS	Min	-Avg.	FGM	-FGA	-Pct.	3FG	-FGA	-Pct.	FTM	-FTA	-Pct.	Off.	Def.	Reb	-Avg.	A	TO	Blk	Stl	TP	Avg.
2009-10	21	0	165	7.9	12	34	.353	0	0	.000	7	14	.500	20	17	37	1.8	3	6	16	4	31	1.5
2010-11*	4	0	21	5.3	1	4	.250	0	0	.000	0	0	.000	1	1	2	0.5	0	0	1	0	2	0.5
2011-12	33	9	620	18.8	83	161	.516	0	0	.000	29	56	.518	63	67	130	3.9	13	25	25	23	195	5.9
2012-13	32	30	781	24.4	92	190	.484	0	0	.000	23	53	.434	88	117	205	6.4	20	35	33	13	207	6.5
TOTAL	90	39	1587	17.6	188	389	.483	0	0	.000	59	123	.480	172	202	374	4.2	36	66	75	40	435	4.8

* Redshirted after appearing in four games.

31 JARELL EDDIE

FORWARD

6-7, 220, SR., CHARLOTTE, N.C./THE CANNON SCHOOL

Returning starter on the wing who had a great summer ... In the best condition of his career ... Has improved his ball-handling and has extended the range on his jump shot. ... Looks to become more consistent this season ... Has shown outstanding leadership skills over the summer ... An outstanding perimeter shooter who rebounds the ball extremely well from the wing.

2012-13: Played in all 32 games, making 28 starts ... Was named to the ACC All-Academic team ... Began the season with a double-double, scoring 17 points and grabbing 10 rebounds against ETSU ... Scored nine points and brought down eight rebounds against Rhode Island ... Put up 17 points and grabbed eight boards against VMI ... Notched a new career high after going a perfect 5-for-5 from beyond the arc and 9-for-10 from the free throw line to score 28 at UNC Greensboro ... Put up 23 points in the win over Appalachian State ... Scored 11 points and grabbed seven rebounds, also adding three steals against Iowa ... Earned a double-double with 12 points and 12 boards, also adding four assists against Oklahoma State ... Brought down 10 rebounds and added eight points against Mississippi Valley State ... Scored 21 points and brought down eight rebounds against Georgia Southern ... Scored 12 points and brought down five rebounds in the overtime win over Bradley ... Put up 10 points and brought down five rebounds against Colorado State ... Led the team with 17 points, also adding seven rebounds at BYU ... Scored 21 points and added six rebounds against Boston College ... Tallied nine points and seven boards in the overtime win at Georgia Tech ... Neared a double-double with 18 points and nine boards in the win over Wake Forest ... Scored nine points and brought down nine rebounds against Virginia ... Put up 19 points at Clemson ... Missed just one shot on the night en-route to a 14-point effort against No. 14 Miami ... Scored 15 points and blocked two shots at North Carolina ... Tipped in Green's missed free throw to force overtime at NC State, finishing the game with 17 points ... Scored seven points and grabbed five rebounds in the win over Clemson ... Added 13 points and seven boards for the Hokies at No. 3 Duke ... Scored 13 points and grabbed six rebounds at Wake Forest ... Put up 21 points in the ACC Tournament game against NC State.

2011-12: Appeared in all 33 games, starting 32 of those ... Ranked third on the team in scoring at 9.1 points per game and led the team in scoring on four occasions ... Led the team in 3-pointers made (54), 3-point percentage (44.3) and free-throw percentage (86.8) ... Finished third on the team with 46 assists ... Scored eight points in first career start against East Tennessee State ... Didn't miss a shot as he dropped 13 points and went 3-for-3 from three-point range against Monmouth ... Grabbed five rebounds and also had two assists against FIU ... Tallied 17 points and dished out a career-best five assists against No. 5 Syracuse ... Brought down seven boards against Oklahoma State ... Scored 11 points and grabbed four boards against St. Bonaventure ... Brought down five rebounds against Kansas State ... Missed just one shot and went 3-for-3 from 3-point range, while adding six boards at Rhode Island ... Scored a career-high 24 points, while also adding seven rebounds against Norfolk State ... Put up 11 points and eight rebounds against Campbell ... Tallied eight points and four rebounds against North Florida ... Brought down seven boards and scored six points against Eastern Michigan ... Scored nine points and grabbed seven boards at Oklahoma State ... Scored 12 points in the ACC opener at Wake Forest ... Scored eight points against Florida State ... Went for eight points and four rebounds at Boston College ... Went for 15 points and six rebounds against No. 8 North Carolina ... Grabbed 10 boards, while adding eight points at No. 15 Virginia ... Earned first career double-double as he set a new career high for the second straight game with 14 rebounds, while also adding 12 points and five assists against BYU ... Scored 11 points, six of which came from the free throw line, at Maryland ... Scored six points and grabbed three rebounds against No. 7 Duke ... Went for 15 points and six boards against Clemson ... Grabbed seven rebounds and added six points at Miami ... Scored 11 points and grabbed seven rebounds at No. 20 Florida State ... Went 6-for-6 from the free-throw line en route to a 12-point, four-assist performance





HIGHS

POINTS

Season 28 at UNCG (11/19/12)
 Career 28 at UNCG (11/19/12)
 ACC 21 vs BC(1/9/13), vs NC State (3/14/13)

MINUTES PLAYED

Season 38 at North Carolina (2/2/13)
 Career 38 at North Carolina (2/2/13)
 ACC 38 at North Carolina (2/2/13)

FIELD GOALS MADE

Season 9 vs NC State (3/14/13)
 Career 9 vs NC State (3/14/13)
 ACC 9 vs NC State (3/14/13)

FIELD GOAL ATTEMPTS

Season 19 vs GSU (12/15/12)
 Career 19 vs GSU (12/15/12)
 ACC 17 vs Boston College (1/9/13)

3-PT FIELD GOALS MADE

Season 5 at UNCG (11/19/12)
 Career 5 vs NSU (12/11/11), at UNCG (11/19/12)
 ACC 4 at WF (1/7/12), vs UNC (1/19/12)

3-PT FIELD GOAL ATTEMPTS

Season 13 vs GSU (12/15/12)
 Career 13 vs GSU (12/15/12)
 ACC 8 vs Boston College (1/9/13)

FREE THROWS MADE

Season 9 at UNCG (11/19/12)
 Career 9 at UNCG (11/19/12)
 ACC 7 at Clemson (1/27/13)

FREE THROW ATTEMPTS

Season 10 at UNCG (11/19/12)
 Career 10 at UNCG (11/19/12)
 ACC 8 at Clemson (1/27/13)

REBOUNDS

Season 12 vs Oklahoma State (12/1/12)
 Career 14 vs BYU (1/25/12)
 ACC 10 at Virginia (1/22/12)

ASSISTS

Season 4 vs Oklahoma State (12/1/12)
 Career 5 vs Syracuse (11/23/11), vs BYU (1/25/12)
 ACC 4 vs Georgia Tech (2/18/12)

BLOCKS

Season 3 at UNCG (11/19/12), vs GT (2/9/13)
 Career 3, 3x, last vs Georgia Tech (2/9/13)
 ACC 3 vs Georgia Tech (2/9/13)

STEALS

Season 3 vs Iowa (11/27/12)
 Career 3 vs Iowa (11/27/12)
 ACC 2 at BC (1/14), vs GT (2/18/12)

in the win over Georgia Tech ... Grabbed nine rebounds at No. 5 Duke ... Led the team with 15 points at Clemson.

2010-11: Appeared in 27 games as a freshman ... Averaged 2.9 points and 2.2 rebounds in 10.9 minutes per game ... Totaled 79 points, 59 rebounds, 13 assists, nine blocks and four steals in 295 minutes ... Made his first collegiate appearance against Campbell, scoring six points and adding three rebounds and two assists ... Played 29 minutes at No. 3 Kansas State, earning eight points and a team-high seven rebounds and three steals ... Scored six points with an assist and a block against Cal. State Northridge ... Grabbed five boards and added an assist against Oklahoma State ... Recorded his first career steal against Mississippi State ... Scored five points against St. Bonaventure, hitting his second career 3-pointer and adding two rebounds and an assist ... Went 6-for-6 at the line, scoring a total of eight points with four rebounds and a steal against Mount St. Mary's ... Scored his first career points in ACC play at North Carolina, going 2-for-5 from the field and adding a rebound ... Scored in double digits for

the first time against Wake Forest, notching 12 points, five rebounds, two assists and a steal ... Notched his first block in ACC play at Boston College ... Was a rebound shy of his first career double-double at Wake Forest, recording a team-leading and career-high 17 points and nine rebounds, going 6-for-6 from the field and draining 3-of-3 3-pointers ... Missed the postseason due to a violation of team rules.

HIGH SCHOOL: Five-year letter winner at the Cannon School for Coach Ron Johnson ... Scored 2,600 points in his high school career ... All-conference selection all five years ... All-State selection as a sophomore, junior and senior ... Led the Cannon School to a co-conference championship in the Charlotte Independent Schools Athletic Association as a junior ... Participated in the 2010 Capital Classic ... Ranked nationally #63 by Rivals.com and #77 by Scout.com.

PERSONAL: Jarell Eddie ... Born October 30, 1991, in Tampa, Fla. ... Son of Angela and Jessie Eddie ... Has two brothers and a sister ... Majoring in psychology.

CAREER STATISTICS

Year	GP -GS	Min -Avg.	FGM -FGA	-Pct.	3FG -FGA	-Pct.	FTM -FTA	-Pct.	Off.	Def.	Reb -Avg.	A	TO	Blk	Stl	TP	Avg.						
2010-11	27	0	295	10.9	25	68	.368	7	32	.219	22	32	.688	18	41	59	2.2	13	17	9	4	79	2.9
2011-12	33	32	900	27.3	93	219	.425	54	122	.443	59	68	.868	17	142	159	4.8	46	47	14	17	299	9.1
2012-13	32	28	968	30.3	134	330	.406	50	157	.318	81	96	.844	34	142	176	5.5	44	64	22	11	399	12.5
TOTAL	92	60	2163	23.5	252	617	.408	111	311	.357	162	196	.827	69	325	394	4.3	103	128	45	32	777	8.4

42 C.J. BARKSDALE

FORWARD


6-8, 235, JR., DANVILLE, VA./ HARGRAVE MILITARY ACADEMY



Returning starter at the power forward position ... Came on strong at the end of last season, increasing his scoring and rebounding ... Had a great offseason, working hard to improve his conditioning ... Has extended his range out to three-point territory ... Puts the ball on the floor better ... Helps give the Hokies one of the most experienced starting front courts in the ACC.

2012-13: Played in 31 games, making 30 starts ... Grabbed three rebounds in the season opener against ETSU ... Scored in double figures for the first time in his career with 11 points, also bringing down six rebounds against VMI ... Grabbed six boards and scored five points, also blocking two shots at UNC Greensboro ... Scored 10 points and brought down seven rebounds against Appalachian State ... Put up 11 points and grabbed seven boards in the win over Iowa ... Had a career-high three blocks, also adding six points and eight boards at West Virginia ... Neared a double-double with 10 points and nine boards against Georgia Southern ... Grabbed five rebounds against Colorado State ... Scored six points and grabbed four rebounds against Boston College ... Recorded his first career double-double with 11 points and 10 rebounds in the overtime win at Georgia Tech ... Grabbed five rebounds and scored four points in the win over Wake Forest ... Brought down six rebounds and scored five points at Clemson ... Brought down four rebounds at North Carolina ... Had five points and five rebounds against Maryland ... Didn't miss a shot, going 6-for-6 from the field and 2-for-2 from the line en-route to a 14 point performance, also adding eight rebounds against No. 6 Duke ... Had another career day, dropping 17 points and grabbing nine boards in the win over Florida State ... Scored 12 points and brought down seven rebounds at No. 5 Miami ... Was a perfect 6-for-6 from the line en-route to a 14-point, eight-rebound performance in the win over Clemson ... Scored five points and grabbed four rebounds against NC State in the ACC Tournament.

2011-12: Played in 32 of 33 games, making one start ... Averaged 2.7 points and 2.7 rebounds per game ... Shot 41.7 percent from the floor and 75 percent from the free-throw line ... Had eight blocked shots and eight steals for the season ... Scored five points and grabbed seven boards in the season opener vs. East Tennessee State ... Brought down six boards against Monmouth ... Scored three points in nine minutes of action against Oklahoma State ... Didn't miss a shot, going 4-for-4 from the free-throw line to score six points, while also adding four rebounds ... Tallied three points and three rebounds against Norfolk State ... Scored eight points, never missing a shot, against Campbell ... Did not miss a shot for the second straight game, matching his season-best with eight points against North Florida ... Grabbed a career-high 10 boards and added six points against Eastern Michigan ... Grabbed three rebounds and scored two points at Oklahoma State ... Scored seven points and brought down three rebounds against Florida State ... Scored six points and grabbed four boards at Boston College ... Grabbed three rebounds and scored four points against BYU ...



HIGHS

POINTS

Season	17 vs Florida State (2/24/13)
Career	17 vs Florida State (2/24/13)
ACC	17 vs Florida State (2/24/13)

MINUTES PLAYED

Season	34 vs GSU (12/15/12)
Career	34 vs GSU (12/15/12)
ACC	33 at Georgia Tech (1/12/13)

FIELD GOALS MADE

Season	6 vs Duke (2/21/13), at Miami (2/27/13)
Career	6 vs Duke (2/21/13), at Miami (2/27/13)
ACC	6 vs Duke (2/21/13), at Miami (2/27/13)

FIELD GOAL ATTEMPTS

Season	9 at Miami (2/27/13)
Career	9 at Miami (2/27/13)
ACC	9 at Miami (2/27/13)

3-PT FIELD GOALS MADE

Season	N/A
Career	N/A
ACC	N/A

3-PT FIELD GOAL ATTEMPTS

Season	N/A
Career	N/A
ACC	N/A

FREE THROWS MADE

Season	9 vs Florida State (2/24/13)
Career	9 vs Florida State (2/24/13)
ACC	9 vs Florida State (2/24/13)

FREE THROW ATTEMPTS

Season	11 vs Florida State (2/24/13)
Career	11 vs Florida State (2/24/13)
ACC	11 vs Florida State (2/24/13)

REBOUNDS

Season	10 at Georgia Tech (1/12/13)
Career	10 vs EMU (12/22/11), at GT (1/12/13)
ACC	10 at Georgia Tech (1/12/13)

ASSISTS

Season	2, 5x, last vs NC State (3/14/13)
Career	2, 7x, last vs NC State (3/14/13)
ACC	2, 3x, last vs NC State (3/14/13)

BLOCKS

Season	3 at WVU (12/8/12)
Career	3 at WVU (12/8/12)
ACC	1, 6x, last vs NC State (3/14/13)

STEALS

Season	2 vs App. State (11/23/12), vs CU (3/2/13)
Career	2, 4x, last vs Clemson (3/2/13)
ACC	2 vs FSU (1/10/12), vs CU (3/2/13)

Brought down three rebounds against No. 7 Duke ... Missed the game at No. 20 Florida State after suffering an injury against Boston College ... Returned to play against Georgia Tech and scored eight points, also grabbing four rebounds in 20 minutes of play.

HIGH SCHOOL: Three-year letter winner at George Washington High School for former Hokie football player Bobby Martin ... Averaged 19 points, 13 rebounds and six blocks for George Washington his junior season ... Earned second-team All-Group AAA as a junior ... Was first-team All-Northwest Region and All-Western Valley District as a junior ... Was named The Danville Register & Bee's All-Metro boys basketball player of the year following his junior season ... Played his senior season at Hargrave Military Academy for coach Kevin Keatts ... Averaged 19 points and 12 rebounds per game.

PERSONAL: Courtney Jamal Barksdale ... Born October 5, 1992 in Danville, Va. ... Son of Jeanette Cardwell... Majoring in human development.

CAREER STATISTICS

Year	GP -GS	Min -Avg.	FGM -FGA -Pct.	3FG -FGA -Pct.	FTM -FTA -Pct.	Off. Def. Reb -Avg.	A TO	Blk	Stl	TP Avg.
2011-12	32 1	379 11.8	30 72 .417	0 0 .000	27 36 .750	39 47 86 2.7	9 14	8	8	87 2.7
2012-13	31 30	683 22.0	71 137 .518	0 0 .000	38 49 .776	45 101 146 4.7	20 26	17	13	180 5.8
TOTAL	63 31	1062 16.9	101 209 .483	0 0 .000	65 85 .765	84 148 232 3.7	29 40	25	21	267 4.2

10 MARQUIS RANKIN

GUARD

6-1, 170, JR., CHARLOTTE, N.C./HARGRAVE MILITARY ACADEMY



Returner who should challenge for the starting point guard position ... Has stepped up his ability to lead the team, communicating and becoming a leader on the floor ... Gives great effort and works hard ... Has worked on his ability to shoot the ball and score ... Perhaps team's best perimeter defender ... Distributes the ball well and can score in transition.

2012-13: Played in 29 games, making seven starts ... Missed the ETSU game due to family matters ... Made season debut against VMI ... Scored first points of the season, making a basket at UNC Greensboro ... Had two assists against Appalachian State ... Scored five points in eight minutes of action against Iowa ... Grabbed four rebounds at West Virginia. ... Scored ten points against Mississippi Valley State ... Had five points and two rebounds against Georgia Southern ... Tallied three steals and three assists in the ACC opener at Maryland ... Grabbed three rebounds and dished out two assists in the overtime win at Georgia Tech ... Had three steals and added six points against Virginia ... Scored seven points at Clemson ... Had three steals and two assists at North Carolina ... Scored five points at Virginia ... Scored eight points in the win over Florida State ... Scored five points at No. 5 Miami ... Scored a career-high 15 points at Wake Forest ... Put up eight points against NC State in the ACC Tournament.

2011-12: Saw time in 24 games, making six starts ... Averaged 2.5 points and 1.1 rebounds per game ... Shot 33.8 percent from the floor and 39.1 percent from beyond the 3-point arc ... Shot 61.5 percent from the free-throw line ... Dished out 27 assists and had 10 steals ... Made collegiate debut against Kansas State after missing the first seven games recovering from knee surgery ... Scored two points and added an assist and a rebound against Kansas State ... Grabbed one rebound and added two assists against Norfolk State ... Scored four points, adding an assist and a steal against Campbell ... Dished out four assists and added two steals against North Florida ... Scored six points against Eastern Michigan ... Scored two points in his first ACC action at Wake Forest ... Scored two points against Florida State ... Grabbed four boards and scored four points at Boston College ... Scored eight points against No. 7 Duke ... Contributed eight points in the win over Clemson ... Scored six points in the win over Georgia Tech ... Scored eight points against No. 25 Virginia.

HIGH SCHOOL: Three-year letter winner at Vance High School for Will Robinson ... Scored 13 points in the Jordan Brand Classic Regional All-Star Game in April of 2011 ... Averaged 13.6 points, seven assists and 4.4 rebounds for Vance High his junior season ... Was named first-team all-conference for three straight seasons in high school ... Averaged 12 points per game as a sophomore ... Played his senior season at Hargrave Military Academy for coach Kevin Keatts ... Averaged 16 points, nine assists and four steals per game.

PERSONAL: Jarrell Marquis Rankin ... Youngest of two sons of Lamar and Tonia Rankin ... Majoring in sociology.



HIGHS

POINTS

Season 15 at Wake Forest (3/10/13)
 Career 15 at Wake Forest (3/10/13)
 ACC 15 at Wake Forest (3/10/13)

MINUTES PLAYED

Season 32 at Wake Forest (3/10/13)
 Career 32 at Wake Forest (3/10/13)
 ACC 32 at Wake Forest (3/10/13)

FIELD GOALS MADE

Season 7 at Wake Forest (3/10/13)
 Career 7 at Wake Forest (3/10/13)
 ACC 7 at Wake Forest (3/10/13)

FIELD GOAL ATTEMPTS

Season 10 at Wake Forest (3/10/13)
 Career 10 at Wake Forest (3/10/13)
 ACC 10 at Wake Forest (3/10/13)

3-PT FIELD GOALS MADE

Season 2, 3x, last vs Florida State (2/24/13)
 Career 2, 6x, last vs Florida State (2/24/13)
 ACC 2, 5x, last vs Florida State (2/24/13)

3-PT FIELD GOAL ATTEMPTS

Season 4 vs CSU (12/23/12), vs Miami (1/30/13)
 Career 4 vs CSU (12/23/12), vs Miami (1/30/13)
 ACC 4 vs Miami (1/30/13)

FREE THROWS MADE

Season 4 vs NC State (3/14/13)
 Career 4 at BC (1/14/12), vs NC State (3/14/13)
 ACC 4 at BC (1/14/12), vs NC State (3/14/13)

FREE THROW ATTEMPTS

Season 6 vs NC State (3/14/13)
 Career 6 vs NC State (3/14/13)
 ACC 6 vs NC State (3/14/13)

REBOUNDS

Season 4 at WVU (12/8/12)
 Career 4, 3x, last at WVU (12/8/12)
 ACC 4 at BC (1/14), at Miami (2/9/12)

ASSISTS

Season 3 at Maryland (1/5/13)
 Career 4 vs North Florida (12/19/11)
 ACC 3, 3x, last at Maryland (1/5/13)

BLOCKS

Season 1 vs MVSU (12/10/12)
 Career 1, 3x, last vs MVSU (12/10/12)
 ACC 1 vs Florida State (1/10/12)

STEALS

Season 3, 3x, last at North Carolina (2/2/13)
 Career 3, 3x, last at North Carolina (2/2/13)
 ACC 3, 3x, last at North Carolina (2/2/13)

CAREER STATISTICS

Year	GP -GS	Min -Avg.	FGM -FGA -Pct.	3FG -FGA -Pct.	FTM -FTA -Pct.	Off. Def. Reb -Avg.	A TO	Blk	Stl	TP	Avg.
2011-12	24 6	324 13.5	22 65 .338	9 23 .391	8 13 .615	7 19 26 1.1	27 28	3	10	61	2.5
2012-13	29 7	557 19.2	36 92 .391	14 43 .326	18 30 .600	8 19 27 0.9	24 32	1	14	104	3.6
TOTAL	53 13	881 16.6	58 157 .369	23 66 .348	26 43 .605	15 38 53 1.0	51 60	4	24	165	3.1

2 JOEY VAN ZEGEREN

CENTER

6-10, 225, R-SO., HOOGEVEEN, THE NETHERLANDS/CANARIAS
BASKETBALL ACADEMY



Returning post player who will challenge for increased playing time this season ... Has improved offensively and is playing with a lot more confidence ... Expected to be a major contributor, especially on the defensive end. Of the court ... Shot-blocker and a charge-taker ... Always in the correct defensive position.

2012-13: Played in all 32 games, making four starts ... Scored six points in the season opener against ETSU ... Grabbed six rebounds and scored two points against Rhode Island ... Brought down eight rebounds and added four points against VMI ... Put up ten points in the win over Iowa ... Blocked three shots, brought down seven rebounds and scored nine points, six of which came on a season-best three dunks ... Grabbed five rebounds in the overtime win over Bradley ... Scored seven points and grabbed four boards at BYU ... Scored a career-best 10 points, also adding five rebounds in his first career start at Maryland ... Grabbed four rebounds and scored seven points against Boston College ... Scored five points in the win over Wake Forest ... Brought down five rebounds against Virginia ... Grabbed four rebounds at North Carolina.

2011-12: Appeared in three games before a head injury ultimately forced him to redshirt ... Saw two minutes of action in season opener against East Tennessee State ... Blocked one shot in five minutes of action against Monmouth.

HIGH SCHOOL: Played for Coach Rob Orellana at Canarias Basketball Academy in the Canary Islands ... Averaged 12.0 points and 10.0 rebounds per game.

PERSONAL: Johan "Joey" van Zegeren ... Son of Koos van Zegeren and Ann McAdam ... Has three siblings ... Majoring in international studies.



HIGHS

POINTS

Season 10 vs Iowa (11/27/12), at MD (1/5/13)
 Career 10 vs Iowa (11/27/12), at MD (1/5/13)
 ACC 10 at Maryland (1/5/13)

MINUTES PLAYED

Season 26 at Maryland (1/5/13)
 Career 26 at Maryland (1/5/13)
 ACC 26 at Maryland (1/5/13)

FIELD GOALS MADE

Season 3, 6x, last vs Boston College (1/9/13)
 Career 3, 6x, last vs Boston College (1/9/13)
 ACC 3 at MD (1/5/13), vs BC (1/9/13)

FIELD GOAL ATTEMPTS

Season 6 vs Iowa (11/27/12)
 Career 6 vs Iowa (11/27/12)
 ACC 5 vs WF (1/19/13), vs Miami (1/30/13)

3-PT FIELD GOALS MADE

Season N/A
 Career N/A
 ACC N/A

3-PT FIELD GOAL ATTEMPTS

Season N/A
 Career N/A
 ACC N/A

FREE THROWS MADE

Season 4 vs Iowa (11/27/12), at MD (1/5/13)
 Career 4 vs Iowa (11/27/12)
 ACC 4 at Maryland (1/5/13)

FREE THROW ATTEMPTS

Season 6 vs MVSU (12/10/12)
 Career 6 vs MVSU (12/10/12)
 ACC 5 at Maryland (1/5/13)

REBOUNDS

Season 8 vs VMI (11/15/12)
 Career 8 vs VMI (11/15/12)
 ACC 6 vs Miami (1/30/13)

ASSISTS

Season 1, 3x, last at Miami (2/27/13)
 Career 1, 3x, last at Miami (2/27/13)
 ACC 1 at UNC (2/2/13), at Miami (2/27/13)

BLOCKS

Season 3 vs MVSU (12/10/12)
 Career 3 vs MVSU (12/10/12)
 ACC 1, 8x, last at Wake Forest (3/10/13)

STEALS

Season 2 at BYU (12/29/12)
 Career 2 at BYU (12/29/12)
 ACC 1, 3x, last at Wake Forest (3/10/13)

CAREER STATISTICS

Year	GP	GS	Min	Avg.	FGM	FGA	-Pct.	3FG	FGA	-Pct.	FTM	FTA	-Pct.	Off.	Def.	Reb	Avg.	A	TO	Blk	Stl	TP	Avg.
2011-12	3	0	10	3.3	0	0	.000	0	0	.000	0	0	.000	0	0	0	0.0	0	0	1	0	0	0.0
2012-13	32	4	459	14.3	41	79	.519	0	0	.000	22	51	.431	44	55	99	3.1	3	35	21	8	104	3.3
TOTAL	35	4	469	13.4	41	79	.519	0	0	.000	22	51	.431	44	55	99	2.8	3	35	22	8	104	3.0

33 MARSHALL WOOD

FORWARD

6-8, 230, SO., RUSTBURG, VA./RUSTBURG



Returner who should see increased time this season ... Has improved putting the ball on the floor and is a very capable three-point shooter ... Coaching staff wants him to return to playing the way he did prior to last season's foot injury, which sidelined him for a major portion of the season ... Expected to become an outstanding defender.

2012-13: Played in 25 games ... Grabbed six rebounds and scored five points in collegiate debut against ETSU ... Blocked four shots and added four points against Rhode Island ... Scored six points against VMI ... Grabbed 11 boards and added five points at UNC Greensboro ... Scored 13 points and brought down eight rebounds in the win over Appalachian State ... Brought down five rebounds and scored five points against Oklahoma State ... Scored eight points against Mississippi Valley State ... Missed seven games with a fractured foot, suffered in the Georgia Southern game ... Returned to action against Virginia ... Scored eight points and grabbed five rebounds at Virginia ... Had a career day at NC State, notching his first double-double with 14 points and 16 rebounds ... Helped lead the team with seven rebounds at No. 3 Duke.

HIGH SCHOOL: Four-year letterwinner from Brantley Shields at Rustburg ... First-team All-State as a senior ... WEST Player of the Year ... Averaged 24.1 points and 12 rebounds per game as a senior ... Made 42 3-pointers as a senior, when he broke the Rustburg records for most points in a career (1,402) and season (579) ... Averaged 19.5 points and 10.5 rebounds per game as a junior ... Also lettered three years in golf ... Won the district title as a senior with a round of 73.

PERSONAL: Marshall Cordell Wood ... Son of Victor and Cynthia Wood ... Youngest of two sons ... Uncle, Lincoln Wood, played football at James Madison University ... Undecided on collegiate major.



HIGHS

POINTS

Season	14 at NC State (2/16/13)
Career	14 at NC State (2/16/13)
ACC	14 at NC State (2/16/13)

MINUTES PLAYED

Season	31 at NC State (2/16/13)
Career	31 at NC State (2/16/13)
ACC	31 at NC State (2/16/13)

FIELD GOALS MADE

Season	5 at NC State (2/16/13)
Career	5 at NC State (2/16/13)
ACC	5 at NC State (2/16/13)

FIELD GOAL ATTEMPTS

Season	10 at NC State (2/16/13)
Career	10 at NC State (2/16/13)
ACC	10 at NC State (2/16/13)

3-PT FIELD GOALS MADE

Season	4 at NC State (2/16/13)
Career	4 at NC State (2/16/13)
ACC	4 at NC State (2/16/13)

3-PT FIELD GOAL ATTEMPTS

Season	9 at NC State (2/16/13)
Career	9 at NC State (2/16/13)
ACC	9 at NC State (2/16/13)

FREE THROWS MADE

Season	6 vs Oklahoma State (12/1/12)
Career	6 vs Oklahoma State (12/1/12)
ACC	N/A

FREE THROW ATTEMPTS

Season	7 vs ASU (11/23/12), vs Ok St (12/1/12)
Career	7 vs ASU (11/23/12), vs Ok St (12/1/12)
ACC	3 vs Miami (1/30/13)

REBOUNDS

Season	16 at NC State (2/16/13)
Career	16 at NC State (2/16/13)
ACC	16 at NC State (2/16/13)

ASSISTS

Season	2, 3x, last at Clemson (1/27/13)
Career	2, 3x, last at Clemson (1/27/13)
ACC	2 at Clemson (1/27/13)

BLOCKS

Season	4 vs URI (11/12/12)
Career	4 vs URI (11/12/12)
ACC	1 at NC State (2/16/13), vs CU (3/2/13)

STEALS

Season	1, 3x, last at Clemson (1/27/13)
Career	1, 3x, last at Clemson (1/27/13)
ACC	1 at Clemson (1/27/13)

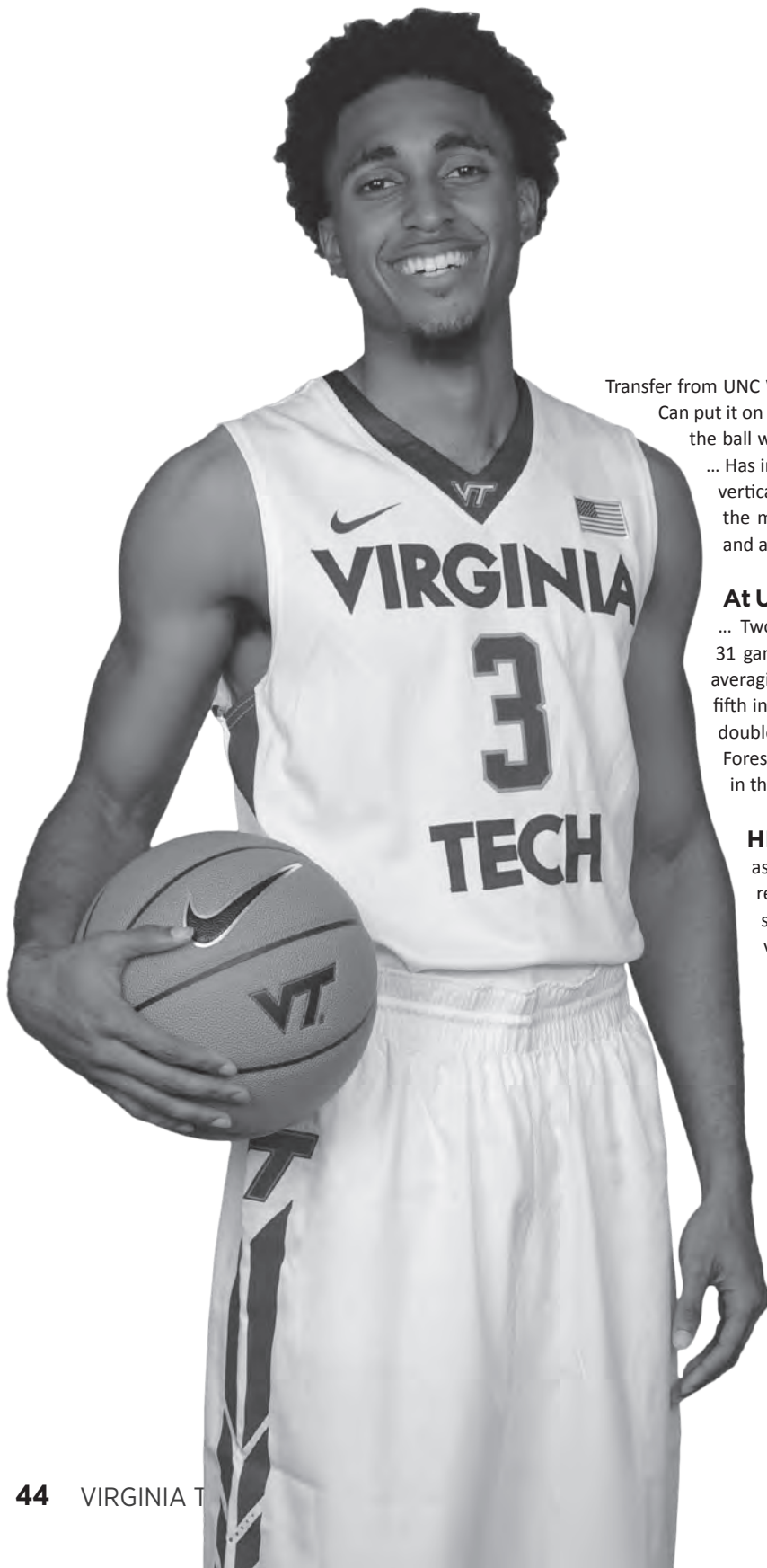
CAREER STATISTICS

Year	GP	GS	Min	Avg.	FGM	FGA	Pct.	3FG	FGA	Pct.	FTM	FTA	Pct.	Off.	Def.	Reb-Avg.	A	TO	Blk	Stl	TP	Avg.	
2012-13	25	0	416	16.6	26	89	.292	13	56	.232	23	36	.639	23	72	95	3.8	13	21	10	3	88	3.5
TOTAL	25	0	416	16.6	26	89	.292	13	56	.232	23	36	.639	23	72	95	3.8	13	21	10	3	88	3.5

3 ADAM SMITH

GUARD

6-1, 170, R-SO., JONESBORO, GA./FAYETTE COUNTY



Transfer from UNC Wilmington who sat out last season ... A natural-born scorer ... Can put it on the floor and score, gets out in transition and scores and shoots the ball with deep range ... Just knows how to put the ball in the basket ... Has improved his strength ... Very athletic guard and has the highest vertical on the team ... Is expected to help with the scoring load ... Got the maximum out of his "sit-out" year ... Practices were his games and approached them that way

At UNCW: All-Rookie selection in the Colonial Athletic Association ... Two-time CAA Rookie of the Week selection ... Appeared in all 31 games, starting 29 times ... Was second on the team in scoring, averaging 13.7 points per game ... Fourth on the team in assists and fifth in steals ... Was the top freshman scorer in the CAA and reached double-figures in 20 games, including a 32-point outburst at Wake Forest ... Scored 20 or more points six times ... Also scored 23 points in the season-opener at Maryland and 27 points at Toledo.

HIGH SCHOOL: Averaged 26.2 points, 3.0 rebounds and 5.0 assists in senior season ... Led Coach Andre Flynn's Tigers to 30-3 record in final prep campaign ... Scored 16 points and dished out six assists in 66-64 loss in 4A state semifinals ... Scored 50 points vs. Upson-Lee in 84-25 victory ... Set career scoring record at Fayette County ... Named Second-Team Parade All-American ... Only Georgia player selected to Parade squad ... Averaged 25.2 points, 3.5 rebounds, 2.2 assists and 2.0 steals as junior ... Named First-Team All-State by Atlanta Journal-Constitution ... Also selected AJC's Southside Player of the Year ... Played for Georgia Impact AAU team.

PERSONAL: Adam Terrell Smith ... Born in Louisville, Ky. ... Son of Gregory and Carlotta Smith ... Youngest of four children ... Majoring in communications.

25 WILL JOHNSTON

GUARD

6-3, 185, JR., MIDLOTHIAN, VA./MIDLOTHIAN

Former walk-on who was granted a scholarship for the 2013-14 season during the summer ... Stepped up and played significant minutes for the Hokies as a sophomore, including starting in four games ... Has changed his body and put on about 10 pounds ... Has improved his ability to put the ball on the floor ... An outstanding three-point shooter.

2012-13: Played in 29 games, making four starts ... Scored a three and had two assists in the season opener against ETSU ... Buried a three in 11 minutes of action against Rhode Island ... Tallied a career-high nine points against VMI ... Scored nine points, going a perfect 3-for-3 from beyond the arc at UNC Greensboro ... Drained a three in two minutes of action against Iowa ... Scored four points and grabbed a rebounds against Colorado State ... Put up five points against Boston College

... Scored six points against Georgia Tech ... Made his first-career start at Virginia ... Scored six points at NC State ... Set a new career best with three steals in the win over Florida State.

2011-12: Played in four games ... Hit a three-pointer in the win over Eastern Michigan.

HIGH SCHOOL: Played at Midlothian High ... A two-time, first-team All-Dominion District selection ... Had multiple 30-plus point games in his high school career ... Member of the National Honor Society and was a member of student council for four years.

PERSONAL: William Douglas Johnston, Jr. ... Son of Billy and Susie Johnston ... Has three sisters ... Older sister, Paige, runs track at Arkansas ... Younger sister, Marie, runs track for Wake Forest ... cousin, Jack Seymour, plays football at Penn State ... Majoring in human nutrition, foods and exercise.



HIGHS

POINTS

Season 9 vs VMI (11/15/12), at UNCG (11/19/12)
 Career 9 vs VMI (11/15/12), at UNCG (11/19/12)
 ACC 5 vs Boston College (1/9/13)

MINUTES PLAYED

Season 28 at Virginia (2/12/13)
 Career 28 at Virginia (2/12/13)
 ACC 28 at Virginia (2/12/13)

FIELD GOALS MADE

Season 3 vs VMI (11/15/12), at UNCG (11/19/12)
 Career 3 vs VMI (11/15/12)
 ACC 2 vs BC (1/9/13), at NC State (2/16/13)

FIELD GOAL ATTEMPTS

Season 6 vs VMI (11/15/12), at UNCG (11/19/12)
 Career 6 vs VMI (11/15/12)
 ACC 4 at NC State (2/16/13)

3-PT FIELD GOALS MADE

Season 3 vs VMI (11/15/12), at UNCG (11/19/12)
 Career 3 vs VMI (11/15/12, at UNCG (11/19/12)
 ACC 2 vs GT (2/9/13), at NC State (2/16/13)

3-PT FIELD GOAL ATTEMPTS

Season 6 vs VMI (11/15/12)
 Career 6 vs VMI (11/15/12)
 ACC 5 vs Georgia Tech (2/9/13)

FREE THROWS MADE

Season 3 at BYU (12/29/12)
 Career 3 at BYU (12/29/12)
 ACC 1 vs Maryland (2/7/13)

FREE THROW ATTEMPTS

Season 4 at BYU (12/29/12)
 Career 4 at BYU (12/29/12)
 ACC 2 vs Maryland (2/7/13)

REBOUNDS

Season 2 vs GT (2/9/13), at NC State (2/16/13)
 Career 2 vs GT (2/9/13), at NC State (2/16/13)
 ACC 2 vs GT (2/9/13), at NC State (2/16/13)

ASSISTS

Season 2 vs ETSU (11/10/12)
 Career 2 vs ETSU (11/10/12)
 ACC 1, 4x, last at Virginia (2/12/13)

BLOCKS

Season N/A
 Career N/A
 ACC N/A

STEALS

Season 3 vs Florida State (2/24/13)
 Career 3 vs Florida State (2/24/13)
 ACC 3 vs Florida State (2/24/13)

Year	GP	GS	Min	-Avg.	FGM	-FGA	-Pct.	3FG	-FGA	-Pct.	FTM	-FTA	-Pct.	Off.	Def.	Reb	-Avg.	A	TO	Blk	Stl	TP	Avg.
2011-12	4	0	8	2.0	1	3	.333	1	3	.333	0	0	.000	0	0	0	0.0	0	0	0	0	3	0.8
2012-13	29	4	320	11.0	18	53	.340	17	49	.347	5	11	.455	3	9	12	0.4	8	5	0	7	58	2.0
TOTAL	33	4	328	9.9	19	56	.339	18	52	.346	5	11	.455	3	9	12	0.4	8	5	0	7	61	1.8

15 BEN EMELOGU

GUARD

6-5, 205, FR., GRAND PRAIRIE, TEXAS/SOUTH GRAND PRAIRIE

Freshman guard who the coaching staff is looking to replace some of the scoring load from the graduated Erick Green ... Physical specimen with low body fat ... Outstanding shooter with deep range ... Can put the ball on the floor and create his own shot ... Good rebounder for his position who is expected to become an outstanding defender.

HIGH SCHOOL: Was a three-year letterwinner at South Grand Prairie where he was coached by Brandon Bennett ... Tabbed as a three-star recruit by ESPN, ranking as the No. 56 shooting guard in the country ... Helped his team tot he state championship game ... Named VYPE Player of the year ... Garnered First Team All-District honors ... Named to the All-State Tournament Team ... Broke the scoring record in the Texas Hall of Fame All-Star Game with 38 points ... AAU team won U17 Gold Championship in 2011..

PERSONAL: Benjamin Anyahukeya Emelogu ... Born November 24, 1994 in Dallas, Texas ... Son of Stan Emelogu and Stephanie Hughey ... Has brother and a sister ... Brother Lindsey Hughey played basketball at Weber State ... Majoring in human nutrition, food and exercise.



21 MAURICE KIRBY

FORWARD

6-9, 235, FR., CHANDLER, ARIZ./BASHA



Provides great depth in the front court ... Provides the Hokies with a big body in the post who can bang with the big bodies in the ACC ... Excellent rebounder who will help the team rebound this season.

HIGH SCHOOL: Was a four-year letterwinner, spending the last two seasons at Basha High School under Coach John Burns ... Earned First Team All-Region honors as a senior ... Named team MVP following his final season ... Played for the I Can All-Stars AAU team in 2012, winning the Jayhawk Invitational.

PERSONAL: Maurice Thomas Kirby ... Born November 3, 1994 in Flagstaff, Ariz. ... Son of Michelle Kirby ... Has one younger brother, Devin ... Plans to study business.

1 MALIK MUELLER


GUARD

6-3, 210, FR., EHINGEN, GERMANY/URSPRING

Must sit out 2013-14 season due to NCAA ruling ... Will have four years eligibility beginning next season ... Big, strong, physical guard ... Primarily a point guard, but can also play the two guard spot ... Really understands the game ... Has a very high basketball IQ ... Leader on the floor who makes teammates better and can create for himself ... Very good perimeter shooter.

BEFORE TECH: Attended Urspringschule Academy, playing for coach Ralph Junge ... Helped his U19 team to three German Championships ... Was named the U16 League MVP in 2010 ... Earned MVP honors at the Jordan Brand Classic international game in 2010 ... Has been a member of the German National Team since 2009.

PERSONAL: Malik Tony Mueller ... Born January 24, 1994 in Frankfurt, Germany ... Son of Petra Mueller ... Enrolled in university studies.



32 TREVOR THOMPSON

FORWARD

6-11, 210, FR., INDIANAPOLIS, IND./ST. JOHN'S
NORTHWESTERN MILITARY ACADEMY

Long, athletic post who can play either the center or power forward position ... Runs the court well and is outstanding in transition... His skills fit perfectly into the way the Hokies want to play ... Needs to add strength, but is very skilled for his size.

HIGH SCHOOL: Won one letter at Ben Davis High School under Coach Mark James before doing a post-graduate year at St. John's Northwestern Military Academy ... Ranked as a three-star recruit by ESPN and Rivals ... Was a member of the U17 Eric Gordon All-Stars.

PERSONAL: Trevor Carter Thompson ... Born June 12, 1994 in Long Island, N.Y. ... Son of Ryan Thompson and Melody Duvergue ... Has seven siblings ... Father Ryan Thompson spent nine years playing in the MLB, winning a World Series with the New York Yankees ... Has not decided on a major.



11 DEVIN WILSON

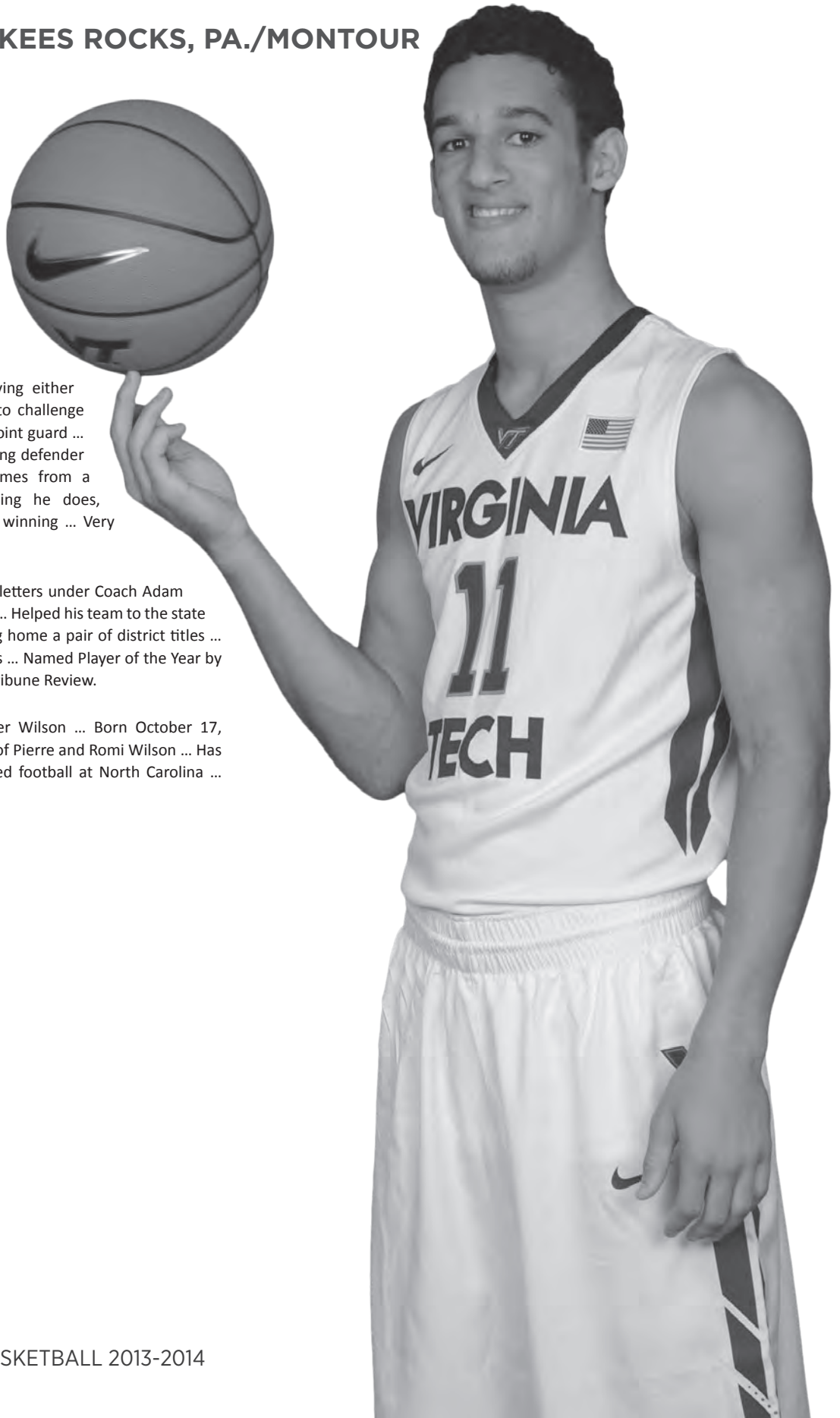
GUARD

6-4, 185, FR., McKEES ROCKS, PA./MONTOUR

Freshman guard capable of playing either back court position ... Expected to challenge immediately for playing time at point guard ... Expected to become an outstanding defender ... A tough competitor who comes from a winning background ... Everything he does, he does with the expectation of winning ... Very cerebral with a high basketball IQ.

HIGH SCHOOL: Won four letters under Coach Adam Kaufman at Montour High School ... Helped his team to the state championship twice, also bringing home a pair of district titles ... Earned First Team All-State honors ... Named Player of the Year by the Pittsburgh Post-Gazette and Tribune Review.

PERSONAL: Devin Alexander Wilson ... Born October 17, 1994 in McKees Rocks, Pa. ... Son of Pierre and Romi Wilson ... Has one brother, Christian, who played football at North Carolina ... Majoring in political science.



22 CHRISTIAN BEYER

FORWARD

6-7, 200, JR., NEW BERN, N.C./NEW BERN

Returning walk-on who played significant minutes off the bench for the Hokies last season ... Provides good depth in the front court ... Athletic, skilled forward who rebounds the ball well and gets on the floor after loose balls ... A good teammate who helps the team in practice, as well.

2012-13: Played in 23 games ... Was named to the ACC All-Academic team ... Grabbed a rebound in the season opener against ETSU and against Rhode Island ... Scored two points and brought down five rebounds in 10 minutes of action against Mississippi Valley State ... Grabbed nine rebounds in the overtime win over Bradley ... Brought down four rebounds against Colorado State ... Scored nine points and grabbed 11 rebounds at BYU ... Grabbed seven rebounds and scored six points in just 15 minutes of play in the ACC opener at Maryland ... Scored six points and brought down eight rebounds against Boston College ... Grabbed four rebounds and scored three points in nine minutes of action against Wake Forest ... Scored four points and brought down four rebounds at Clemson ... Grabbed four rebounds and scored two points in 12 minutes of action in the win over Florida State ... Scored two points against NC State in the ACC Tournament.

HIGH SCHOOL: Was a three-year letterwinner at New Bern High School ... Was named First Team All-Region as a senior ... Earned team's MVP award after his final season ... Was a member of the National Honor Society.

PERSONAL: Born on July 29, 1992 in Williamsburg, Va. ... Son of Kimmy and Stephanie Seymore ... Has six siblings, including five brothers and one sister ... Majoring in human nutrition, foods and exercise with the intent to become an orthopedic surgeon.



CAREER STATISTICS

Year	GP -GS	Min -Avg.	FGM -FGA -Pct.	3FG -FGA -Pct.	FTM -FTA -Pct.	Off. Def. Reb -Avg.	A TO	Blk	Stl	TP	Avg.
2012-13	23 0	215 9.3	16 38 .421	1 9 .111	11 16 .688	23 42 65 2.8	5 10	3 4	44	1.9	
TOTAL	23 0	215 9.3	16 38 .421	1 9 .111	11 16 .688	23 42 65 2.8	5 10	3 4	44	1.9	

14 GREG DONLON

FORWARD

6-8, 230, SO., MIDLOTHIAN, VA./COSBY

Returning walk-on for the Hokies ... Great energy guy and great teammate ... Fits in well with the team ... Has worked extremely hard and changed his body during the summer ... Provides depth in the front court.

2012-13: Played in nine games ... Brought down a rebound against Mississippi Valley State in seven minutes of action ... Made a foul shot at BYU.

HIGH SCHOOL: Two-year letterwinner at Cosby High School under coach Ron Carr ... Team captain as a senior ... Team won the district championship as a senior ... Also played two years of football ... Distinguished Honor Roll all four years ... Member of the National Honor Society.

PERSONAL: Gregory Thomas Donlon ... Born Feb. 3, 1994 in Richmond Va. ... Son of Kim and Matt Donlon ... One younger brother ... Majoring in biology.



CAREER STATISTICS

Year	GP -GS	Min -Avg.	FGM -FGA -Pct.	3FG -FGA -Pct.	FTM -FTA -Pct.	Off. Def. Reb -Avg.	A TO	Blk	Stl	TP Avg.
2012-13	10 0	13 1.3	0 1 .000	0 0 .000	1 2 .500	0 1 1 0.1	0 0	0 0	1 0.1	
TOTAL	10 0	13 1.3	0 1 .000	0 0 .000	1 2 .500	0 1 1 0.1	0 0	0 0	1 0.1	

STUDENT MANAGERS



The 2013-14 student managers for men's basketball are (front) Josh Chambers, Jason Williams, Jason McIlhany; (back, l-r) Paul Large, Will Gipe, Jolie Kipper and Jack Senske.

FACILITY MANAGERS



Eric Bremner
Landscape/Horticulture
Manager



Kent Sheets
Facilities Manager; Cassell,
Merryman and Jamerson



James Torgersen
Facilities
Manager



Casey Underwood
Director of
Outside Facilities



2012-13 SEASON REVIEW



2012-2013 REVIEW

HOKIES GET OFF TO HOT START UNDER FIRST-YEAR HEAD COACH JAMES JOHNSON

The 2012-13 Virginia Tech men's basketball season was a memorable one for the Hokies and their first-year head coach James Johnson. A season opening seven-game winning streak, highlighted by a home win over Iowa in the ACC/Big Ten Challenge and a home win over No. 15 Oklahoma State, began Johnson's tenure on a high mark.

In the transition associated with the change in head coaches, the Hokies' roster entering the season was neither deep and nor experienced. Erick Green, the lone scholarship senior, embraced the change and went about putting his own personal mark on the team. With just eight scholarship players, the Hokies were talented, just not too deep.

The seven-game winning streak to open the season showed the promise that the team possessed. Johnson's preferred style of up-tempo play on both offense and defense would

have to wait for a deeper bench, but Tech took to the up-style offense and put a lot of points on the scoreboard to begin the season. In all but one of the first seven wins, Tech scored at least 80 points and got contributions from many sources. While Green scored consistently throughout this run and the entire season, the key to the streak was that everyone contributed to the success.

A nine-point victory at UNC Greensboro in the Greensboro Coliseum saw Green score 26 points, but it was Jarell Eddie that led the Hokies with 28 points. After a home win over Appalachian State, the Hokies were faced with the most daunting three-game stretch of the non-conference season. A national television audience saw Tech down Iowa, 95-79, in a raucous Cassell Coliseum, doing Tech's part in the ACC/Big Ten Challenge. Green had his first big national game, scoring 24 points, while Robert Brown added 18 points.

Four days later, Tech faced an Oklahoma State team that was ranked No. 15 and boasted one of the nation's top freshmen in Marcus Smart. However, once again, Green was the best guard on the court. The senior scored 28 points and earned national and conference Player of the Week honors in the 81-71 victory. It also marked Virginia Tech's first home win over a ranked non-conference opponent in more than 35 years.

The streak ended at West Virginia, but not by much and not without some late-game drama. The Mountaineers scored late to take a 68-67 lead, but Tech was able to get Green a look at the buzzer, on a shot that didn't find the basket. However, Tech stood 7-1 entering the Las Vegas Classic, a great start by any standard.

After a home win over Mississippi Valley State, Tech suffered its first home loss of the season to Georgia Southern, 78-73. More damaging than the loss, Tech's group of eight



scholarship players dropped by one, as freshman Marshall Wood suffered a fractured foot that would keep him out of action until after the start of ACC play.

Tech's next three games were, to say it mildly, away from the friendly confines of Cassell Coliseum. The Hokies played two games in the championship division of the Las Vegas Classic in Orleans Arena. In the first game, the Hokies were pushed to the limit before eeking out a 66-65 overtime win over Bradley. Green posted his first 30-point game of the season and continued his season-long double-figure scoring streak with 31 points in the win, while Cadarian Rains added 16 points. Less than 24 hours later, the Hokies dropped the finals of the tournament to Colorado State, 88-52.

Tech returned to the East Coast for a couple of days to spend the holidays with family before boarding a plane for Salt Lake City to face BYU in the Utah Jazz' home arena. The physical exhaustion of the past few days showed early in this contest and Tech fell to the Cougars, who allowed Green a season-low 12 points.

Back in the Eastern Time Zone, the Hokies opened ACC play with a loss at Maryland and a home loss to Boston College, before traveling

to Atlanta to face Georgia Tech in its new arena, McCamish Pavilion. Johnson had benched C.J. Barksdale at Maryland and the sophomore forward received the message, loud and clear. He recorded his first career double-double and Green scored 28 points, as the Hokies posted a tough, 70-65 overtime ACC road victory.

Tech made it two in a row, as it registered its first home ACC win of the season with a 66-65 win over Wake Forest. Green and Eddie combined for 40 of the 66 points in the win, which squared the team's ACC mark at 2-2.

The return of Wood from his injury was not enough to prevent the young, inexperienced and now exhausted Hokies from going through a prolonged down period. Tech would drop each of its next nine ACC games. Tech was able to play some very good teams down to the wire, including overtime losses at NC State and North Carolina, but victories were not forthcoming.

The streak ended on Feb. 24, as the Hokies took down defending ACC Champion, Florida State, 80-70, in Cassell Coliseum. Green was his usual self, scoring 26 points and Barksdale added 17 points and nine rebounds in the victory. After a loss at No. 5 Miami, the Hokies returned to Cassell and downed Clemson, 69-61, with

Green and Barksdale again leading the way in scoring for Tech.

The regular season ended with a pair of road losses at No. 3 Duke and at Wake Forest. The season came to an end, as Tech lost to NC State, 80-63, in the first round of the ACC Tournament in the Greensboro Coliseum. The Hokies finished the season 13-19 overall and 4-14 in the league.

In the end, the season that Erick Green posted was, perhaps, one of the greatest individual seasons in ACC history. He became the second ACC player ever, and the first in more than 50 years, to lead the nation in scoring. His 801 points set a new single-season Virginia Tech school record. A first-team All-ACC selection, Green was voted as the ACC Player of the Year by the media, and both The Richmond Times-Dispatch and VaSID named him Virginia Player of the Year. To cap the year off, Green was a third-team AP All-American and was selected in the second round of the NBA Draft by the Utah Jazz.

Though the record was not stellar, much was positive for the Hokies in the 2012-13 season. A new atmosphere and style of play were introduced and players lived up to the program's philosophy in Johnson's first season at the helm. Work Hard, Play Hard and Have Fun.

2012-2013 STATISTICS

RECORD:	OVERALL	HOME	AWAY	NEUTRAL
ALL GAMES	13-19	10-7	2-9	1-3
CONFERENCE	4-14	3-6	1-8	0-0
NON-CONFERENCE	9-5	7-1	1-1	1-3

Player	GP	GS	Min	Avg	TOTAL			3-PTS			REBOUNDS										Pts	Avg				
					FG	FGA	Pct	3FG	FGA	Pct	FT	FTA	Pct	Off	Def	Tot	Avg	PF	FO	A			TO	Blk	Stl	
Erick Green	32	32	1172	36.6	261	550	.475	61	157	.389	218	267	.816	15	112	127	4.0	44	0	121	69	6	42	801	25.0	
Jarell Eddie	32	28	969	30.3	131	331	.396	51	159	.321	80	95	.842	34	144	178	5.6	66	0	42	66	24	11	393	12.3	
Robert Brown	31	25	852	27.5	95	287	.331	24	102	.235	44	69	.638	12	63	75	2.4	63	0	66	74	9	19	258	8.3	
Cadarian Rains	32	30	788	24.6	94	195	.482	0	0	.000	23	53	.434	88	116	204	6.4	98	3	18	36	34	13	211	6.6	
C.J. Barksdale	31	30	674	21.7	69	132	.523	0	0	.000	37	48	.771	45	101	146	4.7	75	3	19	27	16	12	175	5.6	
Marshall Wood	25	0	413	16.5	27	89	.303	13	55	.236	23	36	.639	24	71	95	3.8	60	1	13	22	10	3	90	3.6	
Marquis Rankin	29	7	560	19.3	35	89	.393	14	43	.326	14	24	.583	7	21	28	1.0	66	2	26	32	1	17	98	3.4	
Joey van Zegeren	32	4	468	14.6	41	78	.526	0	0	.000	25	55	.455	46	54	100	3.1	83	1	4	35	21	9	107	3.3	
Will Johnston	29	4	315	10.9	18	52	.346	17	48	.354	5	11	.455	3	9	12	0.4	20	1	8	5	0	7	58	2.0	
Christian Beyer	23	0	214	9.3	15	37	.405	1	9	.111	11	16	.688	23	42	65	2.8	15	0	5	10	3	4	42	1.8	
Joey Racer	13	0	23	1.8	3	5	.600	1	3	.333	1	3	.333	1	0	1	0.1	3	0	1	0	0	0	8	0.6	
Marcus Patrick	11	0	40	3.6	2	11	.182	0	4	.000	2	4	.500	0	5	5	0.5	8	0	2	6	0	1	6	0.5	
Greg Donlon	9	0	12	1.3	0	1	.000	0	0	.000	1	2	.500	0	1	1	0.1	1	0	0	0	0	0	1	0.1	
TEAM																										
Total	32				791	1857	.426	182	580	.314	484	683	.709	356	789	1145	35.8	603	11	325	385	124	138	2248	70.2	
Opponents	32				831	1905	.436	245	705	.348	486	726	.669	392	802	1194	37.3	566	-	450	341	111	168	2393	74.8	

SCORE BY PERIODS:	1st	2nd	OT	Total
Virginia Tech	1000	1209	39	2248
Opponents	1102	1242	49	2393

DEADBALL REBOUNDS:	OFF	DEF	TOTAL
Virginia Tech	95	18	113
Opponents	115	12	127


2012-2013 RESULTS

RECORD:	OVERALL	HOME	AWAY	NEUTRAL
ALL GAMES	13-19	10-7	2-9	1-3
CONFERENCE	4-14	3-6	1-8	0-0
NON-CONFERENCE	9-5	7-1	1-1	1-3

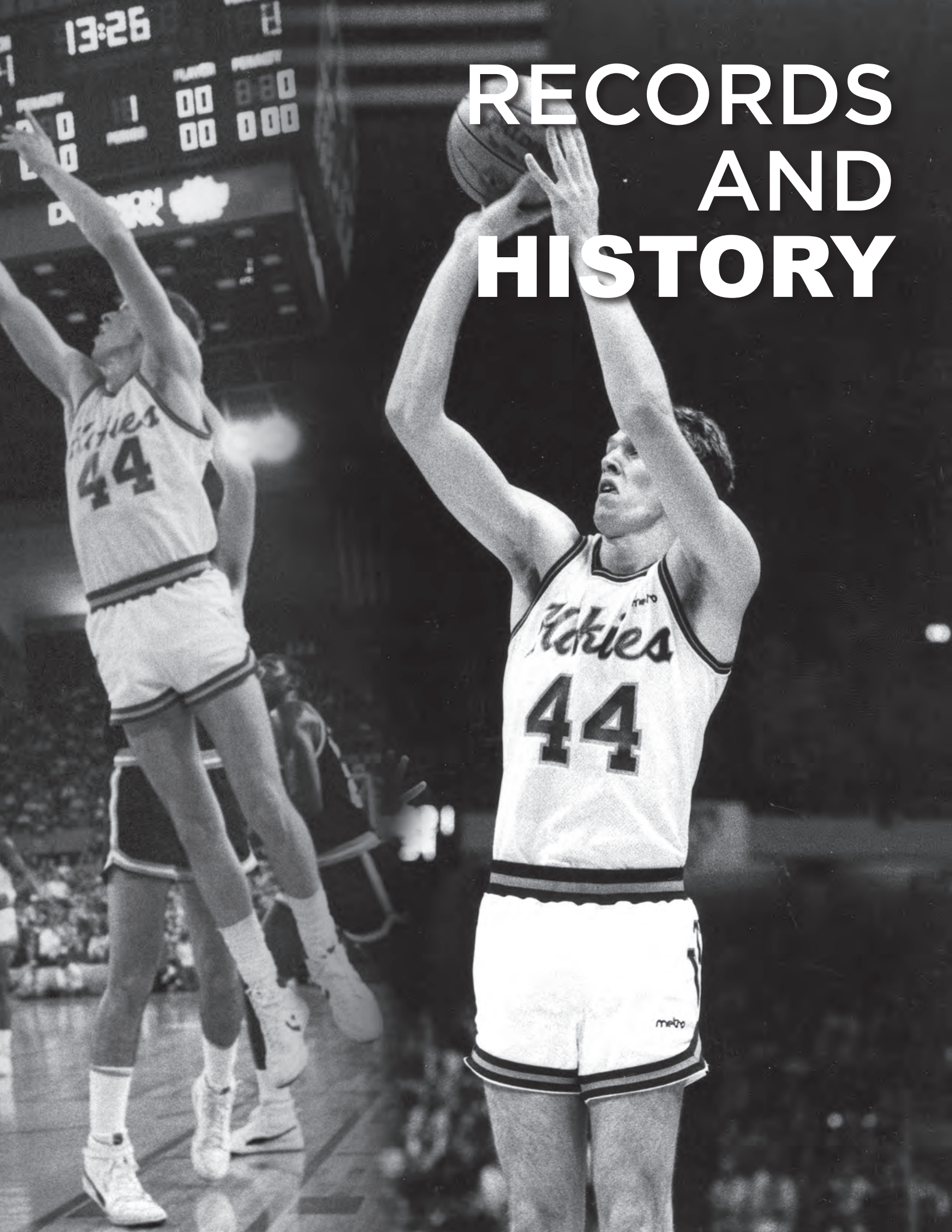
DATE	TIME	OPPONENT		SCORE	ATTEND	HIGH POINTS	HIGH REBOUNDS
11/10/12	2 p.m.	EAST TENNESSEE STATE	W	80-62	6632	(21)Erick Green	(10)Jarell Eddie
11/12/12	7 p.m.	RHODE ISLAND	W	69-50	6270	(25)Erick Green	(12)Cadarian Raines
11/15/12	7 p.m.	VMI	W	95-80	6883	(23)Erick Green	(10)Cadarian Raines
11/19/12	7 p.m.	at UNCG	W	96-87	3082	(28)Jarell Eddie	(11)Marshall Wood
11/23/12	2 p.m.	APPALACHIAN STATE	W	87-76	7094	(27)Erick Green	(8)Marshall Wood
11/27/12	7:15 p.m.	IOWA	W	95-79	5647	(24)Erick Green	(7)C.J. Barksdale (7)Jarell Eddie
12/01/12	2 p.m.	OKLAHOMA STATE	W	81-71	7552	(28)Erick Green	(12)Jarell Eddie
12/8/12	4 p.m.	at West Virginia	L	67-68	11631	(23)Erick Green	(8)C.J. Barksdale (8)Cadarian Raines
12/10/12	7 p.m.	MISSISSIPPI VALLEY STATE	W	70-49	4926	(23)Erick Green	(10)Jarell Eddie
12/15/12	2 p.m.	GEORGIA SOUTHERN	L	73-78	6026	(28)Erick Green	(9)C.J. Barksdale
12/22/12	5 p.m.	vs Bradley	Wot	66-65		(31)Erick Green	(9)Christian Beyer (9)Cadarian Raines
12/23/12	8:30 p.m.	vs Colorado State	L	52-88		(26)Erick Green	(5)C.J. Barksdale (5)Jarell Eddie (5)Erick Green
12/29/12	Noon	vs BYU	L	71-97	15684	(17)Jarell Eddie	(11)Christian Beyer
01/05/13	Noon	* at Maryland	L	71-94	17950	(28)Erick Green	(13)Cadarian Raines
01/09/13	7 p.m.	* BOSTON COLLEGE	L	75-86	6054	(24)Erick Green	(8)Christian Beyer
1/12/13	2:30 p.m.	* at Georgia Tech	Wot	70-65	7675	(28)Erick Green	(10)C.J. Barksdale
01/19/13	2 p.m.	* WAKE FOREST	W	66-65	6418	(22)Erick Green	(13)Cadarian Raines
01/24/13	8 p.m.	* VIRGINIA	L	58-74	7222	(35)Erick Green	(9)Erick Green (9)Jarell Eddie
1/27/13	1 p.m.	* at Clemson	L	70-77	7980	(25)Erick Green	(6)C.J. Barksdale
01/30/13	9 p.m.	* MIAMI	L	64-73	5436	(30)Erick Green	(8)Cadarian Raines
02/02/13	Noon	* at North Carolina	Lot	60-72	20762	(16)Erick Green	(6)Cadarian Raines (6)Erick Green
02/07/13	9 p.m.	* MARYLAND	L	55-60	5465	(29)Erick Green	(5)Jarell Eddie (5)Cadarian Raines (5)C.J. Barksdale
02/09/13	1 p.m.	* GEORGIA TECH	L	54-64	6006	(28)Erick Green	(9)Cadarian Raines
02/12/13	7 p.m.	* at Virginia	L	55-73	11764	(22)Erick Green	(8)Cadarian Raines
02/16/13	2 p.m.	* at NC State	Lot	86-90	18257	(29)Erick Green	(16)Marshall Wood
02/21/13	9 p.m.	* DUKE	L	56-88	7585	(22)Erick Green	(8)C.J. Barksdale
02/24/13	6 p.m.	* FLORIDA STATE	W	80-70	5042	(26)Erick Green	(9)C.J. Barksdale
02-27-13	7 p.m.	* at Miami	L	58-76	7434	(16)Erick Green	(7)C.J. Barksdale
03/02/13	8 p.m.	* CLEMSON	W	69-61	5184	(29)Erick Green	(8)C.J. Barksdale
03/05/13	7 p.m.	* at Duke	L	57-85	9314	(25)Erick Green	(7)Marshall Wood (7)Jarell Eddie
03/10/13	2 p.m.	* at Wake Forest	L	79-90	10788	(35)Erick Green	(7)Cadarian Raines
03/14/13	2:30 p.m.	vs NC State	L	63-80	22169	(21)Jarell Eddie	(7)Cadarian Raines

* - Conference game

ATTENDANCE SUMMARY	GAMES	TOTALS	AVG/GAME
HOME	17	105442	6202
AWAY	11	126637	11512
NEUTRAL	4	37853	9463
TOTAL	32	269932	8435



RECORDS AND HISTORY



INDIVIDUAL RECORDS

GAMES

Season

Appeared In: 35, by 15 players

Started: 35, by 10 players

Career

Appeared In: 136, Malcolm Delaney, 2007-11

Started: 126, Dell Curry, 1982-86; Bobby Beecher, 1982-86

Consecutive Starts: 123, Ace Custis, 1993-97

MINUTES PLAYED

Game

Overall: 55, Randy Minix vs. West Virginia, 1-26-72; Dale Solomon vs.

William & Mary, 1-21-81; Dell Curry vs. West Virginia, 2-2-83

ACC: 44, Zabian Dowdell at Clemson, 2-8-06; Jamon Gordon at Virginia,

2-11-06; Zabian Dowdell at Virginia, 2-11-06

ACC Tournament: 40, Malcolm Delaney vs. Miami, 3-12-10; Erick Green vs.

Florida State, 3-11-11

Season

Overall: 1,300, Malcolm Delaney, 2010-11 (34 games)

Highest Average: 38.6, Jay Purcell, 1991-92 (28 games)

ACC: 678, Erick Green, 2012-13

Career

Overall: 4,688, Malcolm Delaney, 2007-11

Highest Average: 35.1, Dale Solomon, 1978-82

POINTS

Game

Overall: 52, Allan Bristow vs. George Washington, 2-21-73

Home Court: 52, Allan Bristow vs. George Washington, 2-21-73

Opponent's Court: 41, Chris Smith at VMI, 1-19-60; Dell Curry at

Cincinnati, 1-18-86

Neutral Court: 43, Bimbo Coles vs. Virginia, at Richmond Coliseum, 1-25-89

ACC: 37, Malcolm Delaney vs. Clemson, 1-29-09

Losing Effort: 43, Bimbo Coles vs. Virginia, 1-25-89

ACC Tournament: 26, A.D. Vassallo vs. North Carolina, 3-13-09

NCAA Tournament: 29, Glen Combs vs. Indiana, 3-17-67

NIT: 33, A.D. Vassallo vs. Duquesne, 3-18-09



Malcolm Delaney

Season

Overall: 801, Erick Green, 2012-13 (32 games)

ACC: 469, Erick Green, 2012-13 (18 games)

Highest Average (overall): 26.6, Bimbo Coles, 1988-89 (27 games)

Double-Figure Games: 34, Dell Curry, 1983-84 (35 games)

**30-Point Games:* 9, Bimbo Coles, 1988-89

40-Point Games: 2, Bimbo Coles, 1988-89

50-Point Games: 1, Allan Bristow, 1972-73; Bimbo Coles, 1987-88

Career

Overall: 2,484, Bimbo Coles, 1986-90

Highest Average: 23.1, Allan Bristow, 1970-73

Double-Figure Games: 115, Dell Curry, 1982-86

Consecutive Double-Figure Games: 78, Allan Bristow, 1970-73

**30-Point Games:* 21, Bimbo Coles, 1986-90

40-Point Games: 3, Bimbo Coles, 1986-90

50-Point Games: 1, Allan Bristow, 1970-73; Bimbo Coles, 1986-90

**Games of 40 points or more are not included in these totals.*

*Records of returning players in **bold**.*

CAREER SCORING LEADERS

Player	Yrs. Played	Pts.	Avg.
Bimbo Coles	1986-90	2484	21.6
Dell Curry	1982-86	2389	18.9
Malcolm Delaney	2007-11	2255	16.6
Dale Solomon	1978-82	2136	18.4
Perry Young	1981-85	1899	14.7
A.D. Vassallo	2005-09	1822	13.7
Allan Bristow	1970-73	1804	23.1
Zabian Dowdell	2003-07	1785	14.6
Bob Ayersman	1957-61	1782	20.5
Erick Green	2009-13	1742	13.5
Ace Custis	1993-97	1706	13.7
Jeff Allen	2007-11	1702	12.7
Wally Lancaster	1986-89	1696	20.7
Bryant Matthews	2000-04	1656	14.8
Bill Matthews	1952-56	1652	16.5
Chris Smith	1957-61	1635	18.6
Bobby Beecher	1982-86	1548	12.2
Howard Pardue	1961-64	1445	20.0
Shawn Smith	1992-96	1440	12.1
Deron Washington	2004-08	1408	11.0
Glen Combs	1965-68	1361	17.9
Carlos Dixon	2000-05	1348	12.7
Les Henson	1976-80	1334	11.5
Duke Thorpe	1973-77	1294	12.2
Bucky Keller	1959-62	1292	18.2
Keith Colbert	1982-86	1290	10.6
Wayne Robinson	1976-80	1283	11.2
Jamon Gordon	2003-07	1280	10.9
Sumner Tilson	1948-51	1256	16.5
Loyd King	1968-71	1248	17.1
Damon Watlington	1992-96	1224	10.4
Dorenzo Hudson	2007-12	1200	8.9
Jeff Schneider	1978-82	1178	10.2
Rolan Roberts	1997-00	1169	13.6
Dick Sayre	1947-51	1165	11.8
Coleman Collins	2003-07	1144	10.5
Brian Chase	1999-03	1115	11.0
Jay Purcell	1990-94	1075	9.5
Marshall Ashford	1975-79	1058	9.4
Russell Davis	1974-76	1052	19.5
Chris Ellis	1966-69	1050	14.1
Craig Lieder	1971-74	1034	13.6
Shawn Good	1992-96	1008	8.5

FIELD GOALS

Game

Made: 22, Allan Bristow vs. George Washington, 2-21-73
Attempted: 36 (made 19), Bill Matthews vs. The Citadel, 2-23-56;
(made 17), Loyd King vs. NC State, 12-12-70
Percentage (min. 10 attempts): 1.000, Russell Davis, 15-15, vs.
Vermont, 12-31-74
3-PT Made: 7, Wally Lancaster vs. San Francisco St., 1-3-87 and
Richmond, 2-15-88; Zabian Dowdell vs. North Carolina A&T, 12-7-
05; Malcolm Delaney vs. UNLV, 11-28-10
3-PT Attempted: 20 (made 6), Wally Lancaster vs. Marquette, 2-20-88
3-PT Percentage (min. 7 attempts): 1.000, Wally Lancaster, 7-7, vs. San
Francisco St., 1-3-87

Season

Made: 305, Dell Curry, 1985-86 (30 games)
Attempted: 693, Bimbo Coles, 1989-90 (31 games)
Percentage: .669, Duke Thorpe, 168 of 251, 1975-76
3-PT Made: 106, Wally Lancaster, 1987-88 (29 games)
3-PT Attempted: 302, Wally Lancaster, 1987-88
3-PT Percentage: .467, Wally Lancaster, 78 of 167, 1986-87

Career

Made: 1,021, Dell Curry, 1982-86
Attempted: 2,029, Bimbo Coles, 1986-90
Percentage: .604, Duke Thorpe, 529 of 876, 1973-77
3-PT Made: 267, A.D. Vassallo, 2005-09
3-PT Attempted: 727, Malcolm Delaney, 2007-11
3-PT Percentage: .409, Brian Chase, 239 of 584, 1999-03
Consecutive Games with 3-PT Made: 73, Wally Lancaster, 1986-89

FREE THROWS

Game

Made: 20, Terry Penn vs. The Citadel, 1-10-57; Malcolm Delaney vs.
Clemson, 2-6-10; Dorenzo Hudson vs. Seton Hall, 1-2-10
Attempted: 27 (made 18), Bimbo Coles vs. So. Mississippi, 2-6-88
Percentage (min. 10 attempts): 1.000, Rod Wheeler, 18 of 18 vs.
Richmond, 12-28-90; Erick Green, 16 of 16 at UNCG, 11-19-12;
Malcolm Delaney 14 of 14 at Maryland, 2-15-11; Malcolm Delaney
11 of 11 vs. Temple, 11-27-09; Malcolm Delaney 11 of 11 vs.
Campbell, 11-12-10; Malcolm Delaney 10 of 10 three times,
2008-09; Malcolm Delaney, 10 of 10 vs. Boston College, 2-24-10;
Malcolm Delaney 10 of 10 vs. Duke, 2-26-11
Consecutive FTs Made: 18, Terry Penn vs. The Citadel, 1-10-57; Rod
Wheeler vs. Richmond, 12-28-90

Season

Made: 230, Malcolm Delaney, 2009-10 (33 games)
Attempted: 297, Bill Matthews, 1953-54 (27 games)
Percentage: .916, Phil Thieneman, 98 of 107, 1976-77

Career

Made: 721, Malcolm Delaney, 2007-11
Attempted: 853, Malcolm Delaney, 2007-11
Percentage: .845, Malcolm Delaney, 721 of 853, 2007-11

REBOUNDS

Game

Overall: 36, Chris Smith vs. Washington & Lee, 1-9-59
ACC: 19, Jeff Allen at Boston College, 2-5-11
ACC Tournament: 11, Jamon Gordon vs. NC State, 3-10-07; Jeff Allen
vs. Miami, 3-12-10
NCAA Tournament: 19, Ken Talley vs. Toledo, 3-11-67
NIT: 18, Ace Custis vs. New Mexico St., 3-22-95

Season

Overall: 495, Chris Smith, 1959-60 (26 games)
ACC: 164, Jeff Allen, 2010-11
Highest Average: 20.4, Chris Smith, 1958-59 (21 games)

Career

Overall: 1,508, Chris Smith, 1957-61
Highest Average: 17.1, Chris Smith, 1957-61

ASSISTS

Game

Overall: 12, Dave Sensibaugh vs. Oregon, 12-19-75; Bimbo Coles vs.
Missouri, 12-16-87; Troy Manns vs. St. Bonaventure, 1-2-97
ACC: 9, Malcolm Delaney at Georgia Tech, 3-6-10; Malcolm Delaney vs.
Wake Forest, 1-15-11; Erick Green vs. Boston College, 1-9-13
ACC Tournament: 8, Malcolm Delaney vs. Miami, 3-12-0
NCAA Tournament: 8, Troy Manns vs. Kentucky, 3-16-96
NIT: 10, Malcolm Delaney vs. Baylor, 3-21-09

Season

Overall: 192, Dave Sensibaugh, 1975-76 (28 games)
ACC: 78, Malcolm Delaney, 2009-10
Highest Average (overall): 6.9, Dave Sensibaugh, 1975-76

Career

Overall: 547, Bimbo Coles, 1986-90
Highest Average: 4.8, Bimbo Coles, 1986-90

STEALS

Game

Overall: 8, Dell Curry vs. Louisville, 1-14-84; Rod Wheeler vs. VCU,
12-11-90; Jamon Gordon vs. William & Mary, 12-23-03
ACC: 6, Carlos Dixon vs. Wake Forest, 2-5-05; Jamon Gordon vs. NC
State, 2-18-06; Jamon Gordon vs. Maryland, 1-21-07; Jamon Gordon
vs. Virginia, 2-10-07; Jeff Allen at N.C. State, 2-5-08; Hank Thorns at
Maryland, 2-20-2008
ACC Tournament: 7, Jamon Gordon vs. Wake Forest, 3-9-07
NCAA Tournament: 7, Jamon Gordon vs. Illinois, 3-16-07

Season

Overall: 94, Jamon Gordon, 2006-07 (34 games)
ACC: 43, Jamon Gordon, 2005-06
ACC Tournament: 10, Jamon Gordon, 2007 (2 games)
Highest Average (overall): 2.8, Jamon Gordon, 2006-07 (34 games)

Career

Overall: 295, Dell Curry, 1982-86
Highest Average: 2.5, Jamon Gordon, 2003-07 (117 games)

BLOCKED SHOTS

Game

Overall: 9, Roy Brow vs. James Madison, 12-6-86 & Baptist College,
12-12-87
ACC: 6, Coleman Collins vs. Virginia, 2-10-07
ACC Tournament: 3, Coleman Collins vs. Virginia, 3-9-06

Season

Overall: 100, by Roy Brow, 1987-88 (28 games)
ACC: 20, Coleman Collins, 2006-07

Career

Overall: 251, Roy Brow, 1984-88
Highest Average: 2.4, Roy Brow, 1984-88

FOULS

Season

Committed: 121, Jeff Allen, 2009-10 (34 games)
Disqualifications: 9, shared by four players

Career

Committed: 460, Jeff Allen, 2007-11
Disqualifications: 27, Keith Colbert, 1982-86

TURNOVERS

Game

Overall: 11, Bimbo Coles vs. Creighton, 12-30-89
ACC: 7, Deron Washington vs. North Carolina, 12-19-04; Carlos Dixon
at Florida State, 1-8-05; Zabian Dowdell vs. Clemson, 3-4-07
ACC Tournament: 5, Zabian Dowdell vs. Georgia Tech, 3-11-05

Season

Overall: 113, Dell Curry, 1983-84 (35 games)
ACC: 56, Malcolm Delaney, 2009-10

Career

Overall: 388, Dell Curry, 1982-86

TEAM RECORDS

POINTS

Game

Overall: 141, vs. Southern Mississippi, 2-6-88
 Home Court: 141, vs. Southern Mississippi, 2-6-88
 Opponent's Court: 108, vs. Guilford, 12-14-55
 Neutral Court: 115, vs. St. Bonaventure, 1-3-76 (Roanoke CC)
 First Half: 68, vs. South Carolina St., 12-18-82
 Second Half: 73, vs. Johns Hopkins, 11-30-81
 Overtime Period: 22, vs. Florida State, 1-12-81
 Losing Effort: 106, vs. Virginia, 1-25-89
 ACC: 102, vs. Georgia Tech, 2-13-11
 ACC Tournament: 76, vs. North Carolina, 3-13-09
 NCAA Tournament: 89, vs. Western Kentucky, 3-7-80
 NIT: 116, vs. Duquesne, 3-18-09
 Fewest Scored: 7, vs. Washington & Lee, 1-27-23
 Fewest Allowed: 2, vs. Virginia Christian, 2-9-17
 Most Allowed: 133, vs. Southern Mississippi, 2-6-88
 Both Teams: 274, vs. Southern Mississippi, 141-133, 2-6-88

Season

Overall: 2,646, 1987-88 team (29 games)
 ACC: 1,155, 2009-10 (16 games) 1,183, 2012-13 (18 games)
 Highest Average: 91.2, 1987-88
 100-Point Games: 7, 1975-76 team and 1987-88
 Consecutive 100-Point Games: 2, six times
 100-Point Games Allowed: 7, 1988-89

FIELD GOALS

Game

Made: 52, vs. VMI, 2-20-59
 Attempted: 111 (made 37), vs. VMI, 1-25-60
 Highest Percentage: .722, vs. Syracuse, 39 of 54, 1-28-76
 Highest Percentage for a Half: .821, vs. Syracuse, 23 of 28, 1-28-76
 Highest Percentage in an ACC game: .600, at Wake Forest, 27 of 45, 2-22-11
 Lowest Percentage: .224, vs. Alabama, 19 of 78, 1-4-61
 Lowest Percentage for a Half: .194, vs. Marquette, 7 of 36, 2-15-94
 3-PT Made: 16, vs. Marquette, 1-7-89
 3-PT Attempted: 36, vs. Marquette, 1-7-89
 Highest 3-PT Percentage (min. 10 attempts): .692, vs. Florida St., 9 of 13, 2-24-90

Season

Made: 1,058, 1983-84 (35 games)
 Attempted: 2,168, 1989-90 (31 games)
 Highest Percentage: .517, 1981-82, 1,030 of 1,993
 Lowest Percentage: .312, 1953-54, 575 of 1,845
 3-PT Made: 207, 2008-09
 3-PT Attempted: 615, 2008-09
 Highest 3-PT Percentage: .395, 1995-96, 155 of 392
 Lowest 3-PT Percentage: .300, 1991-92, 115 of 383

FREE THROWS

Game

Made: 52, vs. William & Mary, 2-16-57
 Attempted: 63, vs. William & Mary, 2-16-57
 Highest Percentage (min. 10 attempts): 1.000, vs. North Carolina, 17 of 17, 3-4-09; (min. 20 attempts): .957, vs. Dayton, 22 of 23, 12-17-76
 Lowest Percentage (min. 1 made): .125, vs. East Carolina, 1 of 8, 2-18-67

Season

Made: 614, 2009-10 (34 games)
 Attempted: 906 (made 535), 1953-54 (27 games)
 Highest Percentage: .750, 1980-81, 464 of 619
 Lowest Percentage: .572, 1948-49, 298 of 521

CAREER SCORING LEADERS

VIRGINIA TECH

	Year
141 vs. Southern Mississippi (141-133) (2OT).....	87-88
127 vs. William & Mary (127-92).....	72-73
122 vs. VMI (122-61).....	83-84
122 vs. South Carolina State (122-73).....	82-83
122 vs. Birmingham Southern (122-70).....	76-77
119 vs. Buffalo State (119-66).....	78-79
118 vs. VMI (118-60).....	58-59
117 vs. George Washington (117-89).....	72-73
116 vs. Johns Hopkins (116-64).....	81-82
116 vs. The Citadel (116-93).....	60-61
116 vs. Duquesne (116-108) (2OT).....	2008-09

OPPONENTS

	Year
133 vs. Southern Mississippi (141-133) (2OT).....	87-88
127 at Southern Mississippi (102-127).....	87-88
127 at West Virginia (72-127).....	64-65
125 at Furman (87-125).....	54-55
120 at Houston (79-120).....	67-68
117 at Florida State (97-117).....	88-89
114 at NC State (66-114).....	50-51
113 vs. Virginia (106-113).....	88-89
113 at Marshall (57-113).....	52-53
112 at Memphis (104-112).....	87-88
112 vs. Duke (79-112).....	65-66

REBOUNDS

Game

Overall: 83, vs. VMI, 2-19-61
 ACC: 52, vs. Maryland, 2-27-10
 ACC Tournament: 51, vs. Miami, 3-14-08
 NCAA Tournament: 55, vs. Indiana, 3-17-67
 NIT: 52, vs. Notre Dame, 3-25-73
 Fewest: 15, vs. Tulane, 3-8-84

Season

Overall: 1,461, 1959-60 (26 games)
 ACC: 620, 2007-08
 Highest Average: 57.4, 1958-59 (21 games)
 Lowest Average: 32.0, 1983-84 (35 games)
 Highest Margin: +13.9, 1958-59
 Lowest Margin: -6.0, 1992-93

ASSISTS

Game

Overall: 31, vs. South Carolina St., 12-18-82
 ACC: 23, vs. Wake Forest, 1-15-11
 ACC Tournament: 15, vs. Wake Forest, 3-9-07 & vs. North Carolina, 3-13-09
 NCAA Tournament: 16, vs. Kentucky, 3-16-96
 NIT: 23, vs. William & Mary, 3-17-83

Season

Overall: 561, 1982-83 (34 games)
 ACC: 199, 2006-07

STEALS

Game

Overall: 21, at Clemson, 2-8-06
 ACC: 21, at Clemson, 2-8-06
 ACC Tournament: 13 vs. Wake Forest, 3-9-07; vs. Miami, 3-12-10

Season

Overall: 327, 1983-84 team (35 games)
 ACC: 152, 2005-06

BLOCKED SHOTS

Game

Overall: 15, vs. Coastal Carolina, 12-4-93; vs. VMI, 12-9-09
 ACC: 12, vs. Duke, 2-17-05; at NC State, 2-10-10
 ACC Tournament: 5, vs. Virginia, 3-9-06; vs. Wake Forest, 3-9-07

Season

Overall: 168, 2007-08 team (35 games)
 ACC: 73, 2007-08

TURNOVERS

Game

Overall: 40, vs. Austin Peay, 12-7-74
 ACC: 24, at Georgia Tech, 1-19-08
 Fewest: 2, vs. Wake Forest, 3-9-07 (ACC Tournament)
 Fewest ACC: 5, vs. N.C. State, 1-31-07; vs. Georgia Tech, 2-18-12

Season

Overall: 547, 1978-79 (31 games)
 Fewest: 337, 2005-06 (30 games)
 Best Margin: +4.8, 1987-88 (29 games); 1989-90 (31 games)
 Worst Margin: -6.5, 2001-02 (27 games)

FOULS

Game

Overall: 39, vs. N.C. State, 12-12-70
 ACC: 34, at Duke, 1-30-05
 Disqualifications: 6, vs. NC State, 12-12-70 & Louisville, 2-10-86

Season

Overall: 724, 1982-83 team (34 games)
 ACC: 344, 2007-08
 Disqualifications: 34, 1987-88 team

MISCELLANEOUS RECORDS

Game

Largest Victory Margin: 81, vs. Washington & Lee, 105-24, 1-9-59
 Largest Margin of Defeat: 56, vs. Marshall, 113-57, 12-9-52
 Most Overtimes: 3, vs. West Virginia, 1-26-72; William & Mary, 1-21-81; and West Virginia, 2-2-83
 Most Double-Figure Scorers: 7, vs. Johns Hopkins, 11-30-81
 Most Double-Figure Rebounders: 4, vs. VMI, 3-2-62

LARGEST MARGIN OF VICTORY

VIRGINIA TECH	Year
81 vs. Washington & Lee (105-24)	58-59
65 vs. Mt. St. Mary's (99-34)	2010-11
62 vs. CCONY (113-51)	78-79
61 vs. VMI (122-61)	83-84
59 vs. Hampden-Sydney (67-8)	19-20
58 vs. VMI (118-60)	58-59
57 vs. Va. Christian (59-2)	16-17
56 vs. The Citadel (103-47)	55-56
56 vs. Roanoke (65-9)	10-11
56 vs. Davidson (68-12)	09-10

OPPONENTS	Year
56 at Marshall (57-113)	52-53
55 at West Virginia (72-127)	64-65
54 vs. Duke (53-107)	53-54
52 at Eastern Kentucky (43-95)	51-52
49 at West Virginia (52-101)	88-89
48 vs. Virginia (59-107)	54-55
48 at NC State (66-114)	50-51
46 at George Washington (59-105)	52-53
45 vs. N.C. State (51-96)	53-54
44 at George Washington (30-74)	39-40

MISCELLANEOUS RECORDS

Season

Most Wins: 25, 2009-10 (34 games); 1994-95 (35 games)
 Fewest Losses: 0, 1909-10 (11 games)
 Highest Won-Loss Percentage: 1.000, 1909-10, 11-0
 Most Losses: 24, 1953-54 (27 games)
 Fewest Wins: 1, 1933-34 (16 games)
 Lowest Won-Loss Percentage: .063, 1933-34, 1-15
 Most Consecutive Wins (single season): 12, 1917-18, 15-5
 Most Consecutive Wins (over two seasons): 19, 1909-11 and 1917-19
 Most Consecutive Losses: 18, 1954-55
 Most Consecutive Winning Seasons: 12, 1974-86
 Most Consecutive Losing Seasons: 18, 1923-41
 Most Consecutive Non-Losing Seasons: 16, 1970-86

TEAM MARKS

Season	W	L	FG%	FT%	Reb.	Avg.	Pts.	Avg.
1956-57	14	8	.397	.716	840	38.2	1548	70.4
1957-58	11	8	.406	.692	860	45.3	1419	74.7
1958-59	16	5	.433	.695	1205	*57.4	1758	83.7
1959-60	20	6	.420	.734	*1460	56.2	2127	81.8
1960-61	15	7	.438	.698	1229	55.9	1874	85.2
1961-62	19	6	.451	.728	1256	50.2	2047	81.9
1962-63	12	12	.446	.699	1064	44.3	1758	73.3
1963-64	16	7	.439	.718	1148	49.9	1813	78.8
1964-65	13	10	.447	.661	1186	51.6	1878	81.7
1965-66	19	5	.468	.709	1171	48.8	2051	85.5
1966-67	20	7	.465	.624	1316	48.7	2130	78.9
1967-68	14	11	.470	.694	1085	43.4	1954	78.2
1968-69	14	12	.436	.710	1213	46.7	1956	75.2
1969-70	10	12	.421	.710	1001	45.5	1600	72.7
1970-71	14	11	.448	.724	1273	50.9	2047	81.9
1971-72	16	10	.431	.677	1312	50.5	2004	77.1
1972-73	22	5	.457	.681	1315	48.7	2309	85.5
1973-74	13	13	.411	.684	1142	43.9	1975	76.0
1974-75	16	10	.477	.732	1140	43.8	2090	80.4
1975-76	21	7	.502	.698	1277	45.6	2441	87.2
1976-77	19	10	.474	.720	1206	41.6	2342	80.8
1977-78	19	8	.479	.684	1115	41.3	2314	85.7
1978-79	22	9	.511	.727	1152	37.2	2547	82.2
1979-80	21	8	.497	.722	1018	35.1	2175	75.0
1980-81	15	13	.477	*.750	932	33.3	2034	72.6
1981-82	20	11	*.517	.698	1020	32.9	2437	78.6
1982-83	23	11	.503	.708	1130	33.2	2603	76.6
1983-84	22	13	.508	.682	1120	32.0	2594	74.1
1984-85	20	9	.500	.683	1122	38.7	2346	80.9
1985-86	22	9	.499	.731	1105	35.6	2440	78.7
1986-87	10	18	.435	.664	1073	38.3	2034	72.6
1987-88	19	10	.444	.686	1244	42.9	*2646	*91.2
1988-89	11	17	.424	.718	1190	42.5	2441	87.2
1989-90	13	18	.404	.643	1205	38.9	2384	76.9
1990-91	13	16	.419	.677	1074	37.0	2133	73.6
1991-92	10	18	.440	.650	986	35.2	1822	65.1
1992-93	10	18	.406	.688	969	34.6	1880	67.1
1993-94	18	10	.437	.685	1065	38.0	2028	72.4
1994-95	*25	10	.475	.693	1323	37.8	2640	75.4
1995-96	23	6	.457	.698	1011	34.9	2036	70.2
1996-97	15	16	.436	.665	999	32.2	1934	62.4
1997-98	10	17	.370	.675	965	35.7	1787	66.2
1998-99	13	15	.428	.663	985	35.2	1829	65.3
1999-00	16	15	.437	.658	1082	34.9	1997	64.4
2000-01	8	19	.413	.654	935	34.6	1770	65.6
2001-02	10	18	.426	.685	1114	39.8	1943	69.4
2002-03	12	17	.424	.665	1066	36.8	2036	70.2
2003-04	15	14	.411	.599	1007	34.7	1931	66.6
2004-05	16	14	.427	.642	1012	33.7	2056	68.5
2005-06	14	16	.454	.645	950	31.7	2060	68.7
2006-07	22	12	.468	.660	1131	33.3	2430	71.5
2007-08	21	14	.439	.681	1305	37.3	2456	70.2
2008-09	19	15	.437	.724	1264	37.2	2470	72.6
2009-10	*25	9	.427	.717	1278	37.6	2473	72.7
2010-11	22	12	.452	.710	1168	34.4	2390	70.3
2011-12	16	17	.420	.725	1111	33.7	2147	65.1
2012-13	13	19	.426	.709	1145	35.8	2248	70.2

*Tech record

YEAR-BY-YEAR LEADERS

POINTS

Season	Name, Position	Pts.
1956-57	Abe Coates, C	354
1957-58	Bob Ayersman, F	393
1958-59	Bob Ayersman, F	556
1959-60	Chris Smith, C	577
1960-61	Chris Smith, C	438
1961-62	Bucky Keller, G	543
1962-63	Howard Pardue, F	446
1963-64	Howard Pardue, F	472
1964-65	John Wetzel, F	330
1965-66	John Wetzel, F	445
1966-67	Glen Combs, G	577
1967-68	Glen Combs, G	522
1968-69	Chris Ellis, G	514
1969-70	Loyd King, G	430
1970-71	Loyd King, G	532
1971-72	Allan Bristow, F	650
1972-73	Allan Bristow, C	644
1973-74	Craig Lieder, F	444
1974-75	Russell Davis, F	490
1975-76	Russell Davis, F	562
1976-77	Duke Thorpe, F	453
1977-78	Ron Bell, G	441
1978-79	Dale Solomon, C	534
1979-80	Dale Solomon, F	485
1980-81	Dale Solomon, C	589
1981-82	Dale Solomon, C	528
1982-83	Perry Young, F	548
1983-84	Dell Curry, G	674
1984-85	Perry Young, F	536
1985-86	Dell Curry, G	722
1986-87	Wally Lancaster, G	462
1987-88	Bimbo Coles, G	702
1988-89	Bimbo Coles, G	717
1989-90	Bimbo Coles, G	785
1990-91	Antony Moses, G-F	465
1991-92	Thomas Elliott, F	337
1992-93	Thomas Elliott, F	321
1993-94	Jay Purcell, G	372
1994-95	Shawn Smith, F	560
1995-96	Ace Custis, F	390
1996-97	Ace Custis, F	456

1997-98	Rolan Roberts, F	366
1998-99	Eddie Lucas, G	418
1999-00	Dennis Mims, F	412
2000-01	Brian Chase, G	297
2001-02	Brian Chase, G	317
2002-03	Bryant Matthews, F	503
2003-04	Bryant Matthews, F	641
2004-05	Zabian Dowdell, G	431
2005-06	Zabian Dowdell, G	460
2006-07	Zabian Dowdell, G	592
2007-08	A.D. Vassallo, G	592
2008-09	A.D. Vassallo, G	648
2009-10	Malcolm Delaney, G	667
2010-11	Malcolm Delaney, G	637
2011-12	Erick Green, G	483
2012-13	Erick Green, G	*801

SCORING AVERAGE

Season	Name, Position	Avg.
1956-57	Abe Coates, C	16.1
1957-58	Bob Ayersman, F	20.7
1958-59	Bob Ayersman, F	26.5
1959-60	Chris Smith, C	22.2
1960-61	Chris Smith, C	19.9
1961-62	Bucky Keller, G	21.7
1962-63	Howard Pardue, F	18.6
1963-64	Howard Pardue, F	20.5
1964-65	John Wetzel, F	14.3
1965-66	John Wetzel, F	18.5
1966-67	Glen Combs, G	21.3
1967-68	Glen Combs, G	20.9
1968-69	Chris Ellis, G	19.7
1969-70	Loyd King, G	19.3
1970-71	Loyd King, G	21.3
1971-72	Allan Bristow, F	25.0
1972-73	Allan Bristow, C	23.9
1973-74	Craig Lieder, F	17.8
1974-75	Russell Davis, F	18.8
1975-76	Russell Davis, F	20.1
1976-77	Duke Thorpe, F	15.6
1977-78	Ron Bell, G	16.3
1978-79	Dale Solomon, C	17.8
1979-80	Dale Solomon, F	16.7

1980-81	Dale Solomon, C	21.0
1981-82	Dale Solomon, C	18.2
1982-83	Perry Young, F	16.1
1983-84	Dell Curry, G	19.3
1984-85	Perry Young, F	18.5
1985-86	Dell Curry, G	24.1
1986-87	Wally Lancaster, G	17.1
1987-88	Bimbo Coles, G	24.2
1988-89	Bimbo Coles, G	*26.6
1989-90	Bimbo Coles, G	25.3
1990-91	Antony Moses, G-F	16.0
1991-92	Thomas Elliott, F	12.0
1992-93	Thomas Elliott, F	11.9
1993-94	Jay Purcell, G	13.3
1994-95	Shawn Smith, F	16.0
1995-96	Ace Custis, F	13.4
1996-97	Ace Custis, F	14.7
1997-98	Rolan Roberts, F	13.6
1998-99	Eddie Lucas, G	14.9
1999-00	Dennis Mims, F	14.2
2000-01	Brian Chase, G	12.9
2001-02	Carlos Dixon, G-F	12.2
2002-03	Bryant Matthews, F	17.3
2003-04	Bryant Matthews, F	22.1
2004-05	Zabian Dowdell, G	14.4
2005-06	Zabian Dowdell, G	15.3
2006-07	Zabian Dowdell, G	17.4
2007-08	A.D. Vassallo, G	16.9
2008-09	A.D. Vassallo, G	19.1
2009-10	Malcolm Delaney, G	20.2
2010-11	Malcolm Delaney, G	18.7
2011-12	Erick Green, G	15.6
2012-13	Erick Green, G	25.0

FIELD GOALS MADE

Season	Name, Position	FGs
1956-57	Abe Coates, C	113
1957-58	Bob Ayersman, F	146
1958-59	Bob Ayersman, F	204
1959-60	Chris Smith, C	209
1960-61	Chris Smith, C	169
1961-62	Howard Pardue, F	220
1962-63	Howard Pardue, F	190
1963-64	Howard Pardue, F	195

RECORDS BY CLASS

Freshman

Points	534	Dale Solomon, 1978-79
Scoring Average	20.7	Bob Ayersman, 1957-58
FG Made	205	Dale Solomon, 1978-79
FG Attempted	417	Dell Curry, 1982-83
FG Percentage	.570	Bobby Beecher, 1982-83
FT Made	124	Dale Solomon, 1978-79
FT Attempted	163	Dale Solomon, 1978-79
FT Percentage	.913	Bobby Beecher, 1982-83
Rebounds	255	Ace Custis, 1993-94
Rebound Average	11.7	Chris Smith, 1957-58
Fouls	110	Bobby Beecher, 1982-83
DQs	5	by four players
Assists	113	Hank Thorns, 2007-08
Blocked Shots	60	Rolan Roberts, 1997-98
Steals	69	Jeff Allen, 2007-08
Games Played	35	Malcolm Delaney, 2007-08 Hank Thorns, 2007-08
Minutes Played	1024	Dell Curry, 1982-83

Sophomore

702	Bimbo Coles, 1987-88
26.5	Bob Ayersman, 1958-59
293	Dell Curry, 1983-84
561	Dell Curry, 1983-84
.564	Dale Solomon, 1979-80
225	Malcolm Delaney, 2008-09
297	Bill Matthews, 1953-54
.844	Paul Long, 1963-64
429	Chris Smith, 1958-59
20.4	Chris Smith, 1958-59
117	Bobby Beecher, 1983-84
9	Wayne Robinson, 1977-78
172	Bimbo Coles, 1987-88
58	Dennis Mims, 1999-00
89	Dell Curry, 1983-84
35	by three players
1255	Malcolm Delaney, 2008-09

Junior

717	Bimbo Coles, 1988-89
26.6	Bimbo Coles, 1988-89
249	Bimbo Coles, 1988-89
561	Wally Lancaster, 1987-88
.669	Duke Thorpe, 1975-76
230	Malcolm Delaney, 2009-10
273	Malcolm Delaney, 2009-10
.852	Dale Solomon, 1980-81
495	Chris Smith, 1959-60
19.0	Chris Smith, 1959-60
121	Jeff Allen, 2009-10
9	Charlie Lipscomb, 1970-71 Tic Price, 1977-78
147	Malcolm Delaney, 2009-10
86	Roy Brow, 1986-87
70	Zabian Dowdell, 2005-06
35	by seven players
1297	Damon Watlington, 1994-95 Shawn Good, 1994-95

Senior

801	Erick Green, 2011-12
25.3	Bimbo Coles, 1989-90
305	Dell Curry, 1985-86
693	Bimbo Coles, 1989-90
.603	Duke Thorpe, 1976-77
218	Erick Green, 2011-12
267	Erick Green, 2011-12
.916	Phil Thieneman, 1976-77
362	Chris Smith, 1960-61
16.5	Chris Smith, 1960-61
117	Jeff Allen, 2010-11
9	Dan Wetzel, 1968-69
192	Dave Sensibaugh, 1975-76
100	Roy Brow, 1987-88
94	Jamon Gordon, 2006-07
35	Deron Washington, 2007-08
1300	Malcolm Delaney, 2010-11

1964-65	John Wetzel, F	135
1965-66	John Wetzel, F	161
1966-67	Glen Combs, G	240
1967-68	Glen Combs, G	221
1968-69	Chris Ellis, G	217
1969-70	Loyd King, G	170
1970-71	Loyd King, G	204
1971-72	Allan Bristow, F	246
1972-73	Allan Bristow, C	261
1973-74	Craig Lieder, F	168
1974-75	Russell Davis, F	189
1975-76	Russell Davis, F	209
1976-77	Duke Thorpe, F	178
1977-78	Ron Bell, G	178
1978-79	Dale Solomon, C	205
1979-80	Dale Solomon, F	194
1980-81	Dale Solomon, C	211
1981-82	Dale Solomon, C	215
1982-83	Perry Young, F	213
1983-84	Dell Curry, G	293
1984-85	Dell Curry, G	225
1985-86	Dell Curry, G	*305
1986-87	Wally Lancaster, G	166
1987-88	Bimbo Coles, G	241
1988-89	Bimbo Coles, G	249
1989-90	Bimbo Coles, G	280
1990-91	Antony Moses, G-F	179
1991-92	Thomas Elliott, F	124
1992-93	Thomas Elliott, F	112
1993-94	Ace Custis, F	127
1994-95	Ace Custis, F	215
1995-96	Ace Custis, F	155
1996-97	Ace Custis, F	163
1997-98	Rolan Roberts, F	143
1998-99	Rolan Roberts, F	151
1999-00	Dennis Mims, F	160
2000-01	Carlos Dixon, G	97
2001-02	Terry Taylor, C	110
2002-03	Bryant Matthews, F	178
2003-04	Bryant Matthews, F	219
2004-05	Zabian Dowdell, G	154
2005-06	Zabian Dowdell, G	164
2006-07	Zabian Dowdell, G	197
2007-08	A.D. Vassallo, G	206
2008-09	A.D. Vassallo, G	232
2009-10	Malcolm Delaney, G	187
2010-11	Malcolm Delaney, G	186
2011-12	Erick Green, G	170
2012-13	Erick Green, G	261

FIELD GOAL PERCENTAGE

Season	Name, Position	FG%
1956-57	Larry Hemmings, F	410
1957-58	Chris Smith, C	515
1958-59	Chris Smith, C	502
1959-60	Chris Smith, C	487
1960-61	Chris Smith, C	506
1961-62	Frank Alvis, G	500
1962-63	Frank Alvis, G	481
1963-64	John Wetzel, F	481
1964-65	John Wetzel, F	521
1965-66	Ted Ware, C	522
1966-67	Ted Ware, C	556
1967-68	Glen Combs, G	501
1968-69	Dan Wetzel, C	467
1969-70	Loyd King, G	455
1970-71	Charlie Lipscomb, C	490
1971-72	Randy Minix, G	514
1972-73	Craig Lieder, F	530
1973-74	Duke Thorpe, F	543
1974-75	Duke Thorpe, F	546
1975-76	Duke Thorpe, F	*657
1976-77	Duke Thorpe, F	603
1977-78	Tic Price, F	529
1978-79	Dale Solomon, C	566
1979-80	Dale Solomon, F	564
1980-81	Dale Solomon, C	549
1981-82	Dale Solomon, C	592
1982-83	Bobby Beecher, C	570
1983-84	Perry Young, F	570
1984-85	Al Young, G	538
1985-86	Dell Curry, G	529

1986-87	Roy Brow, C	515
1987-88	Greg Brink, F-C	537
1988-89	Eric Sanders, C	488
1989-90	David Herbster, C	481
1990-91	Thomas Elliott, F	505
1991-92	Erik Wilson, C	474
1992-93	Shawn Smith, C	486
1993-94	Ace Custis, F	523
1994-95	Shawn Good, G	537
1995-96	Ace Custis, F	506
1996-97	Keefe Matthews, C	468
1997-98	Rolan Roberts, F	534
1998-99	Duke Thorpe, F	472
1999-00	Dennis Mims, F	526
2000-01	Mibindo Dongo, F	556
2001-02	Terry Taylor, C	534
2002-03	Terry Taylor, C	529
2003-04	Bryant Matthews, F	473
	Coleman Collins, F	473
2004-05	Deron Washington, F	476
2005-06	Coleman Collins, F/C	511
2006-07	Deron Washington, F	503
2007-08	A.D. Vassallo, G	443
2008-09	Jeff Allen, F	488
2009-10	Dorenzo Hudson, G	437
2010-11	Jeff Allen, F	501
2011-12	Erick Green, G	438
2012-13	Erick Green, G	475

FREE THROWS MADE

Season	Name, Position	FTs
1956-57	Abe Coates, C	128
1957-58	Bob Ayersman, F	101
1958-59	Bob Ayersman, F	148
1959-60	Chris Smith, C	159
1960-61	Bob Ayersman, F	105
1961-62	Bucky Keller, G	169
1962-63	Berry Benfield, C	85
1963-64	Paul Long, G	87
1964-65	John Wetzel, F	64
1965-66	John Wetzel, F	123
1966-67	Glen Combs, G	96
1967-68	Wayne Mallard, G	90
1968-69	Dan Wetzel, C	82
1969-70	Loyd King, G	90
1970-71	Allan Bristow, F	140
1971-72	Allan Bristow, F	158
1972-73	Allan Bristow, C	122
1973-74	Craig Lieder, F	107
1974-75	Russell Davis, F	112
1975-76	Russell Davis, F	144
1976-77	Phil Thieneman, F	98
1977-78	Ron Bell, G	85
1978-79	Dale Solomon, C	124
1979-80	Wayne Robinson, C	114
1980-81	Dale Solomon, C	167
1981-82	Dale Solomon, C	98
1982-83	Perry Young, F	122
1983-84	Perry Young, F	162
1984-85	Perry Young, F	122
1985-86	Dell Curry, G	112
1986-87	Bimbo Coles, G	78
1987-88	Bimbo Coles, G	*200
1988-89	Bimbo Coles, G	157
1989-90	Bimbo Coles, G	158
1990-91	Rod Wheeler, G	109
1991-92	Thomas Elliott, F	60
1992-93	Thomas Elliott, F	86
1993-94	Shawn Smith, F	80
1994-95	Shawn Smith, F	137
1995-96	Shawn Smith, F	100
1996-97	Ace Custis, F	119
1997-98	Rolan Roberts, F	74
1998-99	Rolan Roberts, F	83
1999-00	Dennis Mims, F	92
2000-01	Bryant Matthews, F	64
2001-02	Terry Taylor, C	91
2002-03	Terry Taylor, C	110
2003-04	Bryant Matthews, F	172
2004-05	Coleman Collins, C	90
2005-06	Coleman Collins, F/C	92
2006-07	Zabian Dowdell, G	154

2007-08	Deron Washington, F	147
2008-09	Malcolm Delaney, G	225
2009-10	Malcolm Delaney, G	230
2010-11	Malcolm Delaney, G	181
2011-12	Erick Green, G	101
2012-13	Erick Green, G	216

FREE THROW PERCENTAGE

Season	Name, Position	FT%
1956-57	Dave Kuhn, F	790
1957-58	Earl Gilbert, G	760
1958-59	Bob Ayersman, F	755
1959-60	Lewis Mills, G	784
1960-61	Lee Melear, G	823
1961-62	Bucky Keller, G	820
1962-63	Howard Pardue, F	825
1963-64	Howard Pardue, F	872
1964-65	Mickey McDade, G	756
1965-66	John Wetzel, F	866
1966-67	Glen Combs, G	800
1967-68	Wayne Mallard, G	818
1968-69	Chris Ellis, G	816
1969-70	Tom Trice, F	754
1970-71	Loyd King, G	825
1971-72	Craig Lieder, F	776
1972-73	Craig Lieder, F	817
1973-74	Craig Lieder, F	823
1974-75	Russell Davis, F	836
1975-76	Russell Davis, F	778
1976-77	Phil Thieneman, F	*916
1977-78	Les Henson, F	727
1978-79	Les Henson, F	821
1979-80	Wayne Robinson, C	781
1980-81	Dale Solomon, C	852
1981-82	Jeff Schneider, G	810
1982-83	Bobby Beecher, C	913
1983-84	Bobby Beecher, F	774
1984-85	Dell Curry, G	758
1985-86	Bobby Beecher, F	800
1986-87	Tim Anderson, F	731
1987-88	Wally Lancaster, G	742
1988-89	Wally Lancaster, G	797
1989-90	Rod Wheeler, G	779
1990-91	Rod Wheeler, G	826
1991-92	Thomas Elliott, F	723
1992-93	Jim Jackson, F	782
1993-94	Jim Jackson, F	802
1994-95	David Jackson, F	798
1995-96	Damon Watlington, G	815
1996-97	Troy Manns, G	791
1997-98	Brendan Dunlop, G	767
1998-99	Eddie Lucas, G	855
1999-00	Brian Chase, G	756
2000-01	Brian Chase, G	810
2001-02	Brian Chase, G	851
2002-03	Dimari Thompkins, F	711
2003-04	Zabian Dowdell, G	689
2004-05	Carlos Dixon, F	772
2005-06	Zabian Dowdell, G	696
2006-07	Zabian Dowdell, G	806
2007-08	A.D. Vassallo, G	760
2008-09	Malcolm Delaney, G	869
2009-10	Malcolm Delaney, G	842
2010-11	Malcolm Delaney, G	850
2011-12	Erick Green, G	826
2012-13	Erick Green, G	816

REBOUNDS

Season	Name, Position	Rebs
1956-57	Abe Coates, C	314
1957-58	Chris Smith, C	222
1958-59	Chris Smith, C	429
1959-60	Chris Smith, C	*495
1960-61	Chris Smith, C	362
1961-62	Howard Pardue, F	265
1962-63	Howard Pardue, F	232
1963-64	Howard Pardue, F	204
1964-65	Bob King, C	190
1965-66	John Wetzel, F	212
1966-67	Ken Talley, C	301
1967-68	Ted Ware, C	230

YEAR-BY-YEAR LEADERS

1968-69	Dan Wetzel, C	224
1969-70	Charlie Lipscomb, C	229
1970-71	Allan Bristow, F	327
1971-72	Allan Bristow, F	348
1972-73	Allan Bristow, C	312
1973-74	Craig Lieder, F	202
1974-75	Kyle McKee, C	221
1975-76	Russell Davis, F	210
1976-77	Duke Thorpe, F	240
1977-78	Wayne Robinson, C	249
1978-79	Wayne Robinson, F	283
1979-80	Wayne Robinson, C	238
1980-81	Calvin Oldham, F	225
1981-82	Calvin Oldham, F	226
1982-83	Bobby Beecher, C	209
1983-84	Perry Young, F	234
1984-85	Perry Young, F	215
1985-86	Bobby Beecher, F	246
1986-87	Tim Anderson, F	249
1987-88	Greg Brink, F/C	212
1988-89	John Rivers, F	216
1989-90	John Rivers, F	216
1990-91	John Rivers, F	251
1991-92	John Rivers, F	220
1992-93	Thomas Elliott, F	186
1993-94	Ace Custis, F	255
1994-95	Ace Custis, F	369
1995-96	Ace Custis, F	275
1996-97	Ace Custis, F	278
1997-98	Rolan Roberts, F	172
1998-99	Rolan Roberts, F	164
1999-00	Dennis Mims, F	220
2000-01	Bryant Matthews, F	136
2001-02	Carlton Carter, F-C	229
2002-03	Bryant Matthews, F	206
2003-04	Bryant Matthews, F	259
2004-05	Coleman Collins, C	195
2005-06	Jamon Gordon, G	179
2006-07	Deron Washington, F	181
2007-08	Jeff Allen, F	251
2008-09	Jeff Allen, F	277
2009-10	Jeff Allen, F	253
2010-11	Jeff Allen, F	330
2011-12	Dorian Finney-Smith, F	232
2012-13	Cadarian Raines, F	204

REBOUND AVERAGE

Season	Name, Position	Avg.
1956-57	Abe Coates, C	14.3
1957-58	Chris Smith, C	11.7
1958-59	Chris Smith, C	*20.4
1959-60	Chris Smith, C	19.0
1960-61	Chris Smith, C	16.5
1961-62	Howard Pardue, F	10.6
1962-63	Howard Pardue, F	9.7
1963-64	Howard Pardue, F	8.9
1964-65	Bob King, C	8.6
1965-66	John Wetzel, F	8.8
1966-67	Ken Talley, C	11.1
1967-68	Ted Ware, C	9.2
1968-69	Dan Wetzel, C	8.6
1969-70	Charlie Lipscomb, C	10.4
1970-71	Allan Bristow, F	13.1
1971-72	Allan Bristow, F	13.4
1972-73	Allan Bristow, C	11.6
1973-74	Craig Lieder, F	8.1
1974-75	Kyle McKee, C	8.5
1975-76	Russell Davis, F	7.5
1976-77	Duke Thorpe, F	8.3
1977-78	Wayne Robinson, C	9.2
1978-79	Wayne Robinson, F	9.1
1979-80	Wayne Robinson, C	8.2
1980-81	Calvin Oldham, F	8.0
1981-82	Calvin Oldham, F	7.3

1982-83	Bobby Beecher, C	6.1
1983-84	Perry Young, F	6.7
1984-85	Perry Young, F	7.4
1985-86	Bobby Beecher, F	7.9
1986-87	Tim Anderson, F	8.9
1987-88	Greg Brink, F/C	7.3
1988-89	John Rivers, F	7.7
1989-90	John Rivers, F	7.0
1990-91	John Rivers, F	9.0
1991-92	John Rivers, F	8.1
1992-93	Thomas Elliott, F	6.9
1993-94	Ace Custis, F	9.1
1994-95	Ace Custis, F	10.5
1995-96	Ace Custis, F	9.5
1996-97	Ace Custis, F	9.0
1997-98	Rolan Roberts, F	6.4
1998-99	Rolan Roberts, F	5.9
1999-00	Dennis Mims, F	7.6
2000-01	Carlton Carter, C	6.2
2001-02	Carlton Carter, C	8.2
2002-03	Terry Taylor, C	7.3
2003-04	Bryant Matthews, F	8.9
2004-05	Coleman Collins, C	7.0
2005-06	Coleman Collins, F/C	6.8
2006-07	Deron Washington, F	5.3
2007-08	Jeff Allen, F	7.6
2008-09	Jeff Allen, F	8.4
2009-10	Jeff Allen, F	7.4
2010-11	Jeff Allen, F	9.7
2011-12	Dorian Finney-Smith, F	7.0
2012-13	Cadarian Raines, F	6.4

ASSISTS

Season	Name, Position	Asts.
1979-80	Dexter Reid, G	93
1980-81	Jeff Schneider, G	70
1981-82	Jeff Schneider, G	120
1982-83	Al Young, G	138
1983-84	Al Young, G	134
1984-85	Al Young, G	118
1985-86	Dell Curry, G	113
1986-87	Bimbo Coles, G	112
1987-88	Bimbo Coles, G	*172
1988-89	Bimbo Coles, G	141
1989-90	Bimbo Coles, G	122
1990-91	Rod Wheeler, G	91
1991-92	Jay Purcell, G	119
1992-93	Jay Purcell, G	101
1993-94	Jay Purcell, G	91
1994-95	Damon Watlington, G	108
	Shawn Good, G	108
1995-96	Shawn Smith, F	81
1996-97	Troy Manns, G	138
1997-98	Jenis Grindstaff, G	94
1998-99	Brendan Dunlop, G	111
1999-00	Brendan Dunlop, G	103
2000-01	Carlos Dixon, G	77
2001-02	Carlos Dixon, G	74
2002-03	Bryant Matthews, F	64
2003-04	Jamon Gordon, G	107
2004-05	Jamon Gordon, G	120
2005-06	Jamon Gordon, G	133
2006-07	Jamon Gordon, G	154
2007-08	Hank Thorns, G	113
2008-09	Malcolm Delaney, G	152
2009-10	Malcolm Delaney, G	147
2010-11	Malcolm Delaney, G	137
2011-12	Erick Green, G	86
2012-13	Erick Green, G	121

STEALS

Season	Name, Position	Stls.
1979-80	Reggie Steppe, G	33
1980-81	Reggie Steppe, G	58

1981-82	Reggie Steppe, G	63
1982-83	Dell Curry, G	58
1983-84	Dell Curry, G	*89
1984-85	Al Young, G	71
1985-86	Dell Curry, G	79
1986-87	Tim Anderson, F	51
1987-88	Bimbo Coles, G	60
1988-89	Bimbo Coles, G	52
1989-90	Bimbo Coles, G	70
1990-91	Rod Wheeler, G	52
1991-92	Jay Purcell, G	43
1992-93	Jay Purcell, G	41
1993-94	Ace Custis, F	43
1994-95	Shawn Good, G	56
1995-96	Ace Custis, F	50
1996-97	Ace Custis, F	53
1997-98	Brendan Dunlop, G	40
1998-99	Brendan Dunlop, G	38
	Rolan Roberts, F	38
1999-00	Brendan Dunlop, G	43
2000-01	Carlos Dixon, G	47
2001-02	Carlos Dixon, G	38
2002-03	Bryant Matthews, F	48
2003-04	Bryant Matthews, F	72
2004-05	Jamon Gordon, G	67
2005-06	Zabian Dowdell, G	70
2006-07	Jamon Gordon, G	*94
2007-08	Jeff Allen, F	69
2008-09	Jeff Allen, F	61
2009-10	Jeff Allen, F	59
2010-11	Malcolm Delaney, G	56
	Erick Green, G	56
2011-12	Erick Green, G	41
2012-13	Erick Green, G	42

BLOCKED SHOTS

Season	Name, Position	Blks.
1979-80	Wayne Robinson, C	42
1980-81	Calvin Oldham, C	19
1981-82	Dale Solomon, F	16
1982-83	Bobby Beecher, C	56
1983-84	Bobby Beecher, C	44
1984-85	Roy Brow, C	34
1985-86	Bobby Beecher, C	42
1986-87	Roy Brow, C	86
1987-88	Roy Brow, C	*100
1988-89	Eric Sanders, F	18
1989-90	John Rivers, F	25
1990-91	Jimmy Carruth, C	55
1991-92	Jimmy Carruth, C	42
1992-93	Jimmy Carruth, C	49
1993-94	Jimmy Carruth, C	68
1994-95	Shawn Smith, F	33
1995-96	Ace Custis, F	30
1996-97	Ace Custis, F	22
1997-98	Rolan Roberts, F	60
1998-99	Rolan Roberts, F	57
1999-00	Dennis Mims, F	58
2000-01	Carlton Carter, C	29
2001-02	Carlton Carter, C	45
2002-03	Bryant Matthews, F	34
2003-04	Bryant Matthews, F	24
2004-05	Jamon Gordon, G	31
2005-06	Coleman Collins, F/C	34
2006-07	Coleman Collins, F/C	35
2007-08	Check Diakite, C	41
	Jeff Allen, F	41
2008-09	Jeff Allen, F	42
2009-10	Jeff Allen, F	42
2010-11	Victor Davila, F	41
2011-12	Cadarian Raines, F	25
2012-13	Cadarian Raines, F	34

*Tech record

All players must meet NCAA minimums

TECH'S TOP TEN

POINTS SCORED

Season	
1	Erick Green (2012-13).....801
2	Bimbo Coles (1989-90).....785
3	Dell Curry (1985-86).....722
4	Bimbo Coles (1988-89).....717
5	Bimbo Coles (1987-88).....702
6	Wally Lancaster (1987-88).....679
7	Dell Curry (1983-84).....674
8	Malcolm Delaney (2009-10).....667
9	Allan Bristow (1971-72).....650
10	A.D. Vassallo (2008-09).....648

Career

1	Bimbo Coles (1986-90).....2484
2	Dell Curry (1982-86).....2389
3	Malcolm Delaney (2007-11).....2255
4	Dale Solomon (1978-82).....2136
5	Perry Young (1981-85).....1899
6	A.D. Vassallo (2005-09).....1822
7	Allan Bristow (1970-73).....1804
8	Zabian Dowdell (2003-07).....1785
9	Bob Ayersman (1957-61).....1782
10	Erick Green (2009-13).....1742

SCORING AVERAGE

Season	
1	Bimbo Coles (1988-89).....26.6
2	Bob Ayersman (1958-59).....26.5
3	Bimbo Coles (1989-90).....25.3
4	Allan Bristow (1971-72).....25.0
	Erick Green (2012-13).....25.0
6	Bimbo Coles (1987-88).....24.2
7	Dell Curry (1985-86).....24.1
8	Allan Bristow (1972-73).....23.9
9	Wally Lancaster (1987-88).....23.4
10	Chris Smith (1959-60).....22.2

Career

1	Allan Bristow (1970-73).....23.1
2	Bimbo Coles (1986-90).....21.6
3	Wally Lancaster (1986-89).....20.7
4	Bob Ayersman (1957-61).....20.5
5	Howard Pardue (1961-64).....20.0
6	Russell Davis (1974-76).....19.5
7	Dell Curry (1982-86).....18.9
8	Chris Smith (1957-61).....18.6
9	Dale Solomon (1978-82).....18.4
10	Bucky Keller (1959-62).....18.2

FIELD GOALS MADE

Season	
1	Dell Curry (1985-86).....305
2	Dell Curry (1983-84).....293
3	Bimbo Coles (1989-90).....280
4	Allan Bristow (1972-73).....261
	Erick Green (2012-13).....261
6	Bimbo Coles (1988-89).....249
7	Allan Bristow (1971-72).....246
8	Bimbo Coles (1987-88).....241
9	Glen Combs (1966-67).....240
10	Perry Young (1983-84).....239
	Wally Lancaster (1987-88).....239

Career

1	Dell Curry (1982-86).....1021
2	Bimbo Coles (1986-90).....871
3	Dale Solomon (1978-82).....825
4	Perry Young (1981-85).....722
5	Allan Bristow (1970-73).....692
6	Bob Ayersman (1957-61).....660
	Ace Custis (1993-97).....660
8	Bobby Beecher (1982-86).....640
9	A.D. Vassallo (2005-09).....639
10	Malcolm Delaney (2007-11).....635

FIELD GOAL PERCENTAGE

Season	
1	Duke Thorpe (1975-76)......657
2	Duke Thorpe (1976-77)......603
3	Dale Solomon (1981-82)......592
4	Bobby Beecher (1982-83)......570
	Perry Young (1983-84)......570
6	Al Young (1983-84)......568
7	Dale Solomon (1978-79)......566
8	Dale Solomon (1979-80)......564
9	Ted Ware (1965-66)......556
10	Dale Solomon (1981-82)......549

Career

1	Duke Thorpe (1973-77)......600
2	Dale Solomon (1978-82)......567
3	Al Young (1981-85)......548
4	Calvin Oldham (1980-82)......532
5	Terry Taylor (2001-03)......531
6	Russell Davis (1974-76)......525
7	Ted Ware (1965-68)......524
8	Wayne Robinson (1976-80)......517
	Les Henson (1976-80)......517
	Perry Young (1981-85)......517

FREE THROWS MADE

Season	
1	Malcolm Delaney (2009-10).....230
2	Malcolm Delaney (2008-09).....225
3	Erick Green (2012-13).....216
4	Bimbo Coles (1987-88).....200
5	Summer Tilson (1950-51).....191
6	Malcolm Delaney (2010-11).....181
7	Bryant Matthews (2003-04).....172
8	Bucky Keller (1961-62).....169
9	Dale Solomon (1980-81).....167
10	Perry Young (1983-84).....162

Career

1	Malcolm Delaney (2007-11).....721
2	Bimbo Coles (1986-90).....593
3	Dale Solomon (1978-82).....486
4	Bob Ayersman (1957-61).....462
5	Perry Young (1981-85).....455
6	Bill Matthews (1952-56).....440
7	Allan Bristow (1970-73).....420
8	Erick Green (2010-13).....418
9	Bryant Matthews (2000-04).....410
10	Chris Smith (1957-61).....398

FREE THROW PERCENTAGE

Season (minimum 60 attempts)	
1	Phil Thieneman (1976-77)......916
2	Bobby Beecher (1982-83)......913
3	Howard Pardue (1963-64)......872
4	Malcolm Delaney (2008-09)......869
5	Dorenzo Hudson (2011-12)......868
6	John Wetzel (1965-66)......866
7	Eddie Lucas (1998-99)......855
8	Dale Solomon (1980-81)......852
9	Dell Curry (1982-83)......850
	Malcolm Delaney (2010-11)......850

Career

1	Malcolm Delaney (2007-11).....845
2	Phil Thieneman (1974-77).....842
3	Howard Pardue (1961-64).....827
4	Eddie Lucas (1997-99).....817
5	Craig Lieder (1971-74).....811
6	Bobby Beecher (1982-86).....807
7	Erick Green (2009-13).....804
8	Russell Davis (1974-76).....803
9	Brian Chase (2000-03).....800
10	John Wetzel (1963-66).....799

REBOUNDS

Season	
1	Chris Smith (1959-60).....495
2	Bill Matthews (1954-55).....470
3	Chris Smith (1958-59).....429
4	Bill Matthews (1955-56).....370
5	Ace Custis (1994-95).....369
6	Chris Smith (1960-61).....362
7	Allan Bristow (1971-72).....348
8	Jeff Allen (2010-11).....330
9	Bill Matthews (1953-54).....327
	Allan Bristow (1970-71).....327

Career

1	Chris Smith (1957-61).....1508
2	Bill Matthews (1952-56).....1379
3	Ace Custis (1993-97).....1177
4	Jeff Allen (2007-11).....1111
5	Allan Bristow (1970-73).....987
6	John Rivers (1988-92).....903
7	Dale Solomon (1978-82).....856
8	Wayne Robinson (1976-80).....852
9	Bobby Beecher (1982-86).....797
10	Perry Young (1981-85).....779

REBOUND AVERAGE

Season	
1	Chris Smith (1958-59).....20.4
2	Chris Smith (1959-60).....19.0
3	Bill Matthews (1954-55).....18.8
4	Chris Smith (1960-61).....16.5
5	Bill Matthews (1955-56).....14.8
6	Abe Coates (1956-57).....14.3
7	Allan Bristow (1971-72).....13.4
8	Allan Bristow (1970-71).....13.1
9	Bill Matthews (1953-54).....12.1
10	Chris Smith (1957-58).....11.7

Career

1	Chris Smith (1957-61).....17.1
2	Bill Matthews (1952-56).....13.8
3	Allan Bristow (1970-73).....12.7
4	Howard Pardue (1961-64).....9.7
5	Ace Custis (1993-97).....9.5
6	Charlie Lipscomb (1969-72).....9.4
7	Barry Benfield (1961-64).....8.9
8	Bob Ayersman (1957-61).....8.5
9	Ted Ware (1965-68).....8.3
	Jeff Allen (2007-11).....8.3

ASSISTS

Season	
1	Dave Sensibaugh (1975-76).....192
2	Bimbo Coles (1987-88).....172
3	Jamon Gordon (2006-07).....154
4	Malcolm Delaney (2008-09).....152
5	Malcolm Delaney (2009-10).....147
6	Bimbo Coles (1988-89).....141
7	Troy Manns (1996-97).....138
	Al Young (1982-83).....138
9	Malcolm Delaney (2010-11).....137
10	Al Young (1983-84).....134

Career

1	Bimbo Coles (1986-90).....547
2	Malcolm Delaney (2007-11).....543
3	Jamon Gordon (2003-07).....514
4	Al Young (1981-85).....468
5	Dell Curry (1982-86).....407
6	Zabian Dowdell (2003-07).....380
7	Jay Purcell (1990-94).....369
8	Brendan Dunlap (1996-00).....329
9	Erick Green (2009-13).....326
10	Shawn Good (1993-96).....316

TECH'S TOP TEN

STEALS

Season	Player	Steals
1	Jamon Gordon (2006-07)	94
2	Dell Curry (1983-84)	89
3	Dell Curry (1985-86)	79
4	Bryant Matthews (2003-04)	72
5	Al Young (1984-85)	71
	Zabian Dowdell (2006-07)	71
7	Bimbo Coles (1989-90)	70
	Zabian Dowdell (2005-06)	70
9	Dell Curry (1984-85)	69
	Jeff Allen (2007-08)	69

Career

1	Dell Curry (1982-86)	295
2	Jamon Gordon (2003-07)	290
3	Zabian Dowdell (2003-07)	241
4	Jeff Allen (2007-11)	233
5	Bimbo Coles (1986-90)	216
6	Al Young (1981-85)	201
7	Ace Custis (1994-97)	199
8	Reggie Steppe (1979-83)	197
9	Bryant Matthews (2000-04)	184
10	Carlos Dixon (2000-05)	183

BLOCKED SHOTS

Season	Player	Blocked Shots
1	Roy Brow (1987-88)	100
2	Roy Brow (1986-87)	86
3	Jimmy Carruth (1993-94)	68
4	Rolan Roberts (1997-98)	60
5	Rolan Roberts (1998-99)	57
6	Bobby Beecher (1982-83)	56
7	Rolan Roberts (1999-2000)	50
8	Jimmy Carruth (1992-93)	49
9	Bobby Beecher (1983-84)	44
	Wayne Robinson (1977-78)	44

Career

1	Roy Brow (1984-88)	251
2	Jimmy Carruth (1990-94)	194
3	Bobby Beecher (1982-86)	170
4	Rolan Roberts (1997-00)	167
5	Jeff Allen (2007-11)	150
6	Cheick Diakite (2005-09)	125
7	Wayne Robinson (1976-80)	119
8	Deron Washington (2004-08)	115
9	Les Henson (1976-80)	109
10	John Rivers (1988-92)	108

Note - Prior to 1977, assists, steals and blocked shots records are incomplete

TOP PERFORMANCES

TOP TEAM PERFORMANCES VS. VIRGINIA TECH

Most Points: 133, Southern Mississippi, 2-6-88
Most Points in a Half: 69, West Virginia, 2-20-65
Fewest Points in a Half: 4, Washington & Lee, 1-9-59
Field Goals Attempted: 115, Houston, 3-2-68
Field Goals Made: 53, Houston, 3-2-68; So. Mississippi, 1-16-88
Highest Percentage: .679, St. Bonaventure, 38 of 56, 1-8-77
Highest Percentage (Half): .857, William & Mary, 12 of 14, 2-8-82
Lowest Percentage: .170, Mt. St. Mary's, 9 of 53, 1-2-11
Lowest Percentage (Half): .059, Washington & Lee, 1 of 17, 1-9-59
3-PT Field Goals Attempted: 37, VMI, 11-15-12
3-PT Field Goals Made: 15, La Salle, 3-1-00; Campbell, 12-23-06
3-PT Percentage (min. 8 attempts): .875, Middle Tennessee St., 7 of 8, 11-21-87, (min. 10 attempts): .727, Liberty, 8 of 11, 2-24-92
Free Throws Attempted: 61, NC State, 12-12-70
Free Throws Made: 42, NC State, 12-12-70
Highest Percentage (min. 10 attempts): .960, St. Bonaventure, 24 of 25, 2-6-80
Lowest Percentage (min. 1 made): .111, James Madison, 1 of 9, 12-28-84
Rebounds: 79, Houston, 3-2-68
Assists: 39, Southern Mississippi, 1-16-88
Steals: 19, Tulane, 2-9-91
Blocked Shots: 15, Georgetown, 12-20-88, Florida State, 1-10-12
Turnovers: 37, Buffalo St., 11-25-78; VMI, 12-17-83
Fouls: 36, George Mason, 12-4-91

TOP INDIVIDUAL PERFORMANCES VS. VIRGINIA TECH

Points: 51, Elvin Hayes, Houston, 3-2-68
Field Goals Attempted: 41, Elvin Hayes, Houston, 3-2-68
Field Goals Made: 23, Elvin Hayes, Houston, 3-2-68
Field Goal Percentage (min. 10 attempts): .917, Chancellor Nichols, James Madison, 11 of 12, 11-28-90
3-PT Field Goals Attempted: 15, John White, Southern Mississippi, 2-6-88; Darius Rice, Miami, 1-10-01; Greivis Vasquez, Maryland, 2-27-10
3-PT Field Goals Made: 7, Darius Rice, Miami, 1-10-01
3-PT Percentage (min. 6 attempts): 1.000, Chris Rainey, Middle Tennessee St., 6 of 6, 11-21-87; Donnie Carr, La Salle, 3-1-00
Free Throws Attempted: 20 (made 15), Byron Irving, Missouri, 1-16-89
Free Throws Made: 17, Derrick Chevious, Missouri, 12-16-87
Free Throws Percentage (min. 10 attempts): 1.000, Jimmy Pitts, Georgia, 14 of 14, 1-29-64; Bernard Royster, Old Dominion, 14 of 14, 11-29-86; Gavin Grant, NC State, 11 of 11, 3-10-07 (ACC Tournament); Cameron Bennerman, NC State, 10 of 10, 2-18-06; Greivis Vasquez, Maryland, 2-27-10; Terrell Stoglin, Maryland, 10 of 10, 2-15-11
Rebounds: 31, Mack Isner, West Virginia, 2-14-52
Assists: 15, Steve Williams, Florida, 1-20-73
Steals: 9, Andre Turner, Memphis St., 2-27-86
Blocked Shots: 8, shared by four players
Turnovers: 13, Curt Reppart, VMI, 11-30-74

TOP SCORING PERFORMANCES

VIRGINIA TECH

Pts.	Player	Where	When
52	Allan Bristow vs. G. Washington	Cassell Coliseum	2-21-73
51	Bimbo Coles vs. So. Miss (2OT)	Cassell Coliseum	2-6-88
47	Bob Ayersman vs. Richmond	War Memorial Hall	2-10-59
46	Bill Matthews vs. The Citadel	War Memorial Hall	2-23-56
43	Bimbo Coles vs. Virginia (OT)	Richmond Coliseum	1-25-89
42	Bimbo Coles vs. So. Miss	Cassell Coliseum	2-4-89
	Bimbo Coles vs. Rutgers	Honolulu, Hawaii	12-27-90
41	Chris Smith vs. VMI (OT)	Lexington, Va.	1-19-60
	Dell Curry vs. Cincinnati (2OT)	Riverfront Coliseum	1-18-86
	Dorenzo Hudson vs. Seton Hall (OT)	Cancun, Mexico	1-2-10
40	Dave Kuhn vs. Furman	Greenville, S.C.	12-15-56
	Loyd King vs. NC State (OT)	Raleigh, N.C.	12-12-70

OPPONENT

Pts.	Player	Where	When
51	Elvin Hayes, Houston	Houston, Texas	3-2-68
46	Aaron Jackson, Duquesne	Cassell Coliseum	3-18-09
	Darrell Floyd, Furman	Greenville, S.C.	12-10-55
44	George Bryant, East. Kentucky	Richmond, Ky.	1-20-71
	Joe Petcavich, Geo. Washington	War Memorial Hall	2-14-55
43	Darrell Floyd, Furman	Richmond, Va.	3-1-56
42	Derrick Chevious, Missouri	Columbia, Mo.	12-16-87
41	Will Robinson, West Va. (3OT)	Morgantown, W. Va.	1-26-72
	Aaron Stewart, Richmond (2OT)	Richmond, Va.	2-19-73
	John White, So. Miss. (2OT)	Cassell Coliseum	2-6-88
	Greivis Vasquez, Maryland (2OT)	Cassell Coliseum	2-27-10

SERIES RECORDS

ACC TEAMS

Tech Record			First Met	Last Played	Tech at Home	
W	L				W	L
8	15	Boston College	1981	12-13	6	5
15	13	Clemson	1925	12-13	9	5
8	42	Duke	1911	12-13	5	11
20	27	Florida State	1968	12-13	13	8
14	5	Georgia Tech	1920	12-13	7	1
10	30	Maryland	1925	12-13	6	11
10	13	Miami	2000	12-13	5	5
13	63	North Carolina	1911	12-13	6	20
14	37	North Carolina State	1914	12-13	6	12
1	3	Notre Dame	1973	03-04	0	2
3	5	Pittsburgh	1964	03-04	2	1
2	4	Syracuse	1975	11-12	1	0
53	84	Virginia	1914	12-13	27	18
29	28	Wake Forest	1911	12-13	21	8

OTHERS MET SINCE 1950

Tech Record			First Met	Last Played	Tech at Home	
W	L				W	L
1	0	Akron	1975	75-76	1	0
5	9	Alabama	1928	89-90	3	2
4	2	American U.	1938	02-03	1	0
7	1	Appalachian State	1969	12-13	7	1
1	0	Arkansas-Little Rock	1978	77-78	1	0
1	1	Army	1969	76-77	1	0
2	5	Auburn	1920	99-00	2	0
1	0	Augusta State	1982	82-83	1	0
1	0	Austin Peay	1974	74-75	0	0
1	2	Baylor	1960	08-09	0	1
2	0	Bethune-Cookman	2004	10-11	2	0
2	0	Birmingham Southern	1975	76-77	2	0
1	2	Bowling Green	1967	05-06	1	1
0	3	BYU	1967	12-13	0	1
1	0	Bradley	2012	12-13	0	0
2	0	Brown	1977	09-10	2	0
1	0	Bucknell	1969	69-70	1	0
1	0	Buffalo State	1978	78-79	1	0
0	1	Butler	2007	07-08	0	0
0	1	California	1991	91-92	0	0
1	0	Cal. State - Northridge	2010	10-11	0	0
5	0	Campbell	1979	11-12	4	0
2	0	Canisius	1978	94-95	1	0
1	0	Centenary	1958	58-59	0	0
1	0	Chaminade	1985	85-86	0	0
5	1	Univ. of Charleston	1921	83-84	4	1
4	0	Charleston Southern	1976	09-10	3	0
18	12	Cincinnati	1979	90-91	10	3
17	2	The Citadel	1920	65-66	9	1
1	0	CCNY	1978	78-79	1	0
4	0	Coastal Carolina	1993	98-99	4	0
0	1	Colorado	1996	96-97	0	0
0	1	Colorado State	2012	12-13	0	0
1	0	Columbia	2008	08-09	0	0
2	6	Connecticut	2000	09-10	2	3
2	0	Coppin State	1985	06-07	2	0
0	1	Creighton	1989	89-90	0	0
20	19	Davidson	1910	71-72	11	9
8	5	Dayton	1960	99-00	5	0
3	2	Delaware	1920	09-10	0	0
1	0	Delaware State	1994	94-95	1	0
1	1	DePaul	1975	75-76	1	0
8	5	Duquesne	1950	08-09	6	0
12	5	East Carolina	1962	03-04	11	0
15	3	East Tennessee State	1959	12-13	11	1
6	6	Eastern Kentucky	1950	74-75	5	0
1	0	Eastern Michigan	2011	11-12	1	0

Tech Record			First Met	Last Played	Tech at Home	
W	L				W	L
1	0	Eastern Washington	2007	07-08	0	0
13	7	Elon	1914	08-09	12	5
3	0	Fairfield	1973	08-09	0	0
2	0	Fairleigh Dickinson	1975	76-77	2	0
5	4	Florida	1961	91-92	2	0
3	0	Florida Atlantic	1993	94-95	2	0
2	1	Florida International	1993	11-12	1	1
9	0	Fordham	1982	99-00	4	0
1	0	Fredonia State	1983	82-83	1	0
13	12	Furman	1925	64-65	7	4
1	0	Gardner-Webb	2008	08-09	1	0
1	1	George Mason	1991	91-92	1	0
5	8	Georgetown	1915	03-04	2	1
36	36	George Washington	1921	07-08	23	9
2	5	Georgia	1963	09-10	2	2
5	1	Georgia Southern	1971	12-13	5	1
4	1	Guilford	1913	55-56	3	0
0	1	Gonzaga	2007	07-08	0	0
21	10	Hampden-Sydney	1910	51-52	14	5
1	0	Hawaii-Hilo	1996	96-97	0	0
1	1	High Point	1952	00-01	1	0
1	0	Hofstra	2007	07-08	0	0
1	2	Houston	1968	73-74	0	0
1	0	Idaho State	1967	67-68	0	0
1	2	Illinois	1994	06-07	0	0
1	0	Illinois State	1999	99-00	0	0
1	2	Indiana	1967	79-80	0	0
0	1	Indiana State	1979	78-79	0	0
3	0	Iowa	2006	12-13	2	0
1	0	Iowa State	1984	84-85	0	0
4	1	Jacksonville	1976	86-87	1	0
10	4	James Madison	1978	05-06	6	1
3	0	Johns Hopkins	1980	81-82	2	0
0	2	Kansas State	2010	11-12	0	1
2	0	Kent State	1970	71-72	1	0
1	3	Kentucky	1924	95-96	0	0
5	5	La Salle	1996	99-00	3	1
1	1	Lenoir-Rhyne	1922	54-55	1	0
13	3	Liberty	1979	07-08	8	3
3	0	Longwood	2008	10-11	3	0
1	0	LSU	1963	63-64	1	0
0	1	Louisiana Tech	1958	58-59	0	0
2	0	Louisiana-Lafayette	1984	99-00	0	0
8	28	Louisville	1979	94-95	3	13
5	1	Loyola (Md.)	1949	04-05	5	0
1	0	Marietta	1976	76-77	1	0
4	5	Marquette	1976	94-95	1	3
9	10	Marshall	1922	06-07	5	4
1	0	Maryland-Baltimore Co.	2009	09-10	1	0
4	0	Maryland-Eastern Shore	1982	04-05	4	0
2	5	Massachusetts	1965	99-00	1	3
12	18	Memphis	1976	04-05	9	4
1	0	Mercer	1974	73-74	1	0
1	1	Miami (Ohio)	1979	85-86	0	0
1	4	Michigan	1974	02-03	0	0
0	1	Middle Tenn. St.	1987	87-88	0	0
0	1	Minnesota	2011	11-12	0	0
1	2	Mississippi	1979	07-08	0	1
7	2	Mississippi State	1959	10-11	4	0
1	0	Mississippi Valley State	2012	12-13	1	0
0	2	Missouri	1987	88-89	0	1
1	0	Monmouth	2011	11-12	1	0
1	0	Montana	2006	06-07	0	0
1	0	Montana State	1994	94-95	0	0
1	0	Morehead State	1975	75-76	1	0
7	0	Morgan State	1985	07-08	7	0
5	0	Mount St. Mary's	2000	10-11	4	0

SERIES RECORDS

Tech Record			First Met	Last Played	Tech at Home	
W	L	W			L	
3	3	Navy	1914	08-09	1	0
1	0	Nebraska	1994	94-95	0	0
2	0	New Hampshire	1977	03-04	2	0
2	0	New Mexico	1941	72-73	1	0
1	0	New Mexico State	1994	94-95	1	0
2	0	New Orleans	1979	79-80	1	0
1	1	New York University	1961	67-68	1	0
1	0	Norfolk State	2011	11-12	1	0
4	0	North Carolina A&T	1983	05-06	4	0
1	0	North Carolina Central	2010	09-10	1	0
5	0	UNC Asheville	1989	07-08	4	0
8	6	UNC Charlotte	1988	99-00	5	1
8	0	UNC Greensboro	1993	12-13	5	0
1	0	North Florida	2011	11-12	1	0
1	0	Northeastern	2001	01-02	1	0
3	0	Northern Illinois	1973	76-77	2	0
1	0	Ohio Northern	1977	77-78	1	0
4	2	Ohio State	1972	05-06	2	0
6	2	Ohio University	1967	79-80	4	0
1	0	Ohio Wesleyan	1977	77-78	1	0
0	1	Oklahoma	1982	82-83	0	0
1	2	Oklahoma City	1965	75-76	1	0
4	0	Oklahoma State	2010	12-13	1	0
14	8	Old Dominion	1972	07-08	8	2
1	3	Oral Roberts	1974	77-78	0	2
1	0	Oregon	1975	75-76	0	0
6	1	Penn State	1921	10-11	2	0
5	4	Providence	1982	03-04	3	1
2	1	Purdue	1965	10-11	1	1
1	3	Quantic	1946	50-51	0	0
1	0	Quinnipiac	2010	09-10	1	0
5	1	Radford	1988	05-06	5	1
6	6	Rhode Island	1955	12-13	2	3
0	1	Rice	1962	62-63	0	0
69	39	Richmond	1915	08-09	37	11
1	0	Rider	1984	84-85	1	0
24	10	Roanoke College	1911	51-52	18	3
5	2	Rutgers	1954	03-04	2	0
11	5	St. Bonaventure†	1973	11-12	5	1
0	1	St. Francis (Pa.)	1950	50-51	0	0
7	6	St. John's	1914	08-09	3	2
3	2	St. Joseph's	1996	99-00	3	0
7	0	St. Louis	1978	81-82	3	0
2	0	Samford	1978	78-79	1	0
1	0	San Francisco	1989	89-90	0	0
1	0	San Francisco State	1987	86-87	1	0
2	4	Seton Hall	1955	09-10	0	1
2	2	Sewanee (U. of South)	1928	75-76	2	2
1	0	South Alabama	1984	83-84	0	0
13	18	South Carolina	1951	97-98	8	3
2	0	South Carolina State	1982	84-85	2	0
4	4	South Florida	1992	94-95	3	1
2	0	Southern California	1985	87-88	1	0
0	2	Southern Illinois	2006	06-07	0	0
13	17	Southern Mississippi	1983	94-95	8	5
1	0	Southwestern (Tx.)	1973	73-74	0	0
1	0	Spring Hill	1958	58-59	0	0
2	0	Stanford	1972	05-06	0	0
1	0	Tampa	1970	70-71	0	0
1	10	Temple	1966	09-10	1	2
8	2	Tennessee	1911	94-95	7	1
1	2	Tennessee-Chattanooga	1923	04-05	1	0
1	0	Tennessee-Martin	1997	97-98	1	0
1	0	Tennessee State	1986	86-87	1	0
1	0	Tennessee Tech	1959	59-60	0	0
1	2	Texas A&M	1965	80-81	0	1

COACHING RECORDS

(Listed in order of number of victories)

Name	Seasons	W	L	Pct.	Years
Charles Moir	11	213	119	.642	1976-87
Seth Greenberg	9	170	123	.580	2003-12
Chuck Noe	7	109	51	.681	1955-62
Howie Shannon	7	104	68	.605	1964-71
Bill Foster	6	101	78	.564	1991-97
Don DeVoe	5	88	45	.662	1971-76
G. F. (Red) Laird	8	77	120	.391	1947-55
W. L. (Monk) Younger	8	66	85	.437	1920-23; 32-37
Branch Bocock	5	57	13	.814	1909-11; 13-16
Frankie Allen	4	56	61	.479	1987-91
H.M. (Mac) McEver	7	49	71	.408	1937-44
Charles E. Bernier	3	47	13	.783	1917-20
Ricky Stokes	4	46	69	.400	1999-03
G. S. (Gummy) Proctor	4	38	38	.500	1931-32; 44-47
William B. Matthews	2	28	19	.596	1962-64
Bobby Hussey	2	23	32	.418	1997-99
H.P. Sanborn	1	17	2	.895	1916-17
James Johnson	1	13	19	.406	2012-13
M. Buford Blair	2	9	19	.321	1924-26
L.N. Keesling	1	6	3	.667	1911-12
H.B. Redd	1	6	8	.429	1926-27
Houston B. Hughes	1	5	9	.357	1912-13
C.D. Rhodes	1	5	10	.333	1930-31

Tech Record			First Met	Last Played	Tech at Home	
W	L	W			L	
1	0	Texas-Arlington	1969	68-69	1	0
2	0	Texas Christian	1994	94-95	1	0
1	0	Texas Tech	1982	82-83	0	0
1	0	Texas Wesleyan	1977	76-77	1	0
5	4	Toledo	1960	02-03	3	0
3	0	Towson	1983	03-04	2	0
18	15	Tulane	1957	94-95	10	3
1	0	UAB	2008	07-08	1	0
0	1	UNLV	2010	10-11	0	0
1	0	Upsala	1978	77-78	1	0
1	0	USC Upstate	2010	10-11	1	0
5	2	Vanderbilt	1923	77-78	2	0
1	0	Vermont	1974	74-75	1	0
1	9	Villanova	1968	03-04	1	3
10	10	VCU	1978	94-95	5	2
87	43	VMI	1909	12-13	52	10
1	1	Washington	1974	74-75	0	1
35	53	Washington & Lee	1909	58-59	20	18
0	1	Weber State	1973	73-74	0	0
1	0	West Florida	2006	06-07	1	0
29	47	West Virginia	1921	12-13	16	12
3	0	Western Carolina	1992	05-06	3	0
2	1	Western Kentucky	1980	85-86	1	0
0	5	Western Michigan	1976	06-07	0	2
1	1	Wichita State	1966	10-11	0	1
76	41	William & Mary	1917	05-06	46	11
1	0	Winthrop	1998	98-99	1	0
0	1	Wisconsin	2008	08-09	0	1
1	0	Wisconsin-Green Bay	1996	95-96	0	0
1	1	Wisconsin-Milwaukee	1977	01-02	1	0
1	1	Wofford	1988	02-03	1	1
2	0	Wright State	1995	95-96	0	0
4	9	Xavier	1993	08-09	3	3
0	1	Yale	1967	67-68	0	0

2013-14 opponents and possible opponents in **bold type**.
† - includes forfeit victory from 2002-03

COACHES & CAPTAINS

Year	Coach	Record	Captains	Year	Coach	Record	Captains
1908-09	R. M. Brown	4- 2	J. L. Hughes	1968-69	Howard P. Shannon	14- 12	Stan Kerrick
1909-10	Branch Bocock	11- 0	F.H. Legge	1969-70	Howard P. Shannon	10- 12	Loyd King
1910-11	Branch Bocock	11- 1	W. R. Legge	1970-71	Howard P. Shannon	14- 11	Loyd King
1911-12	L. N. Keesling	6- 3	L. W. Reiss	1971-72	Don DeVoe	16- 10	Charlie Lipscomb and Randy Minix
1912-13	Houston B. Hughes	5- 9	Houston B. Hughes	1972-73	Don DeVoe	22- 5	Allan Bristow
1913-14	Branch Bocock	14- 5	M. C. Beckner	1973-74	Don DeVoe	13- 13	Craig Lieder
1914-15	Branch Bocock	9- 4	J. F. Powell	1974-75	Don DeVoe	16- 10	(none)
1915-16	Branch Bocock	12- 3	G. W. Cocke	1975-76	Don DeVoe	21- 7	D. Sensibaugh and Phil Thieneman
1916-17	H. P. Sanborn	17- 2	C. L. Logan	1976-77	Charles Moir	19- 10	Duke Thorpe and Phil Thieneman
1917-18	Charles A. Bernier	15- 5	B. T. Cocke	1977-78	Charles Moir	19- 8	Ron Bell and Sam Foggin
1918-19	Charles A. Bernier	18- 4	Bill Wharton	1978-79	Charles Moir	22- 9	Marshall Ashford and Tic Price
1919-20	Charles A. Bernier	14- 4	George F. Parrish	1979-80	Charles Moir	21- 8	Wayne Robinson, Chris Scott, Les Henson and John Hillenbrand
1920-21	W. L. (Monk) Younger	19- 5	P. C. Brooks	1980-81	Charles Moir	15- 13	Dale Solomon
1921-22	W. L. (Monk) Younger	14- 6	C. D. Rhodes	1981-82	Charles Moir	20- 11	Dale Solomon
1922-23	W. L. (Monk) Younger	13- 6	C. D. Rhodes	1982-83	Charles Moir	23- 11	Reggie Steppe and Perry Young
1923-24	B. C. Cabbage	5- 13	E. C. Carroll	1983-84	Charles Moir	22- 13	John Dixon and Perry Young
1924-25	M. Buford Blair	6- 9	D. H. Rutherford	1984-85	Charles Moir	20- 9	Perry Young and Al Young
1925-26	M. Buford Blair	3- 10	W. A. Payne	1985-86	Charles Moir	22- 9	Dell Curry, Bobby Beecher, Keith Colbert and Dave Burgess
1926-27	H. B. Redd	6- 8	W. A. Payne	1986-87	Charles Moir	10- 18	Phil Williams
1927-28	Bud Moore	5- 11	M. N. Pearman	1987-88	Frankie Allen	19- 10	Tim Anderson and Bimbo Coles
1928-29	I. E. Randall	4- 13	Joseph M. Brown	1988-89	Frankie Allen	11- 17	Wally Lancaster and Bimbo Coles
1929-30	R. S. Warren	5- 14	John Ote Looney, Jr.	1989-90	Frankie Allen	13- 18	Bimbo Coles and Greg Brink
1930-31	C. D. Rhodes	5- 10	C. B. Baker	1990-91	Frankie Allen	13- 16	Antony Moses and David Herbster
1931-32	Geo. S. Proctor	8- 9	H. J. Yaggi	1991-92	Bill Foster	10- 18	Erik Wilson and John Rivers
1932-33	W. L. (Monk) Younger	5- 10	E. J. Hall	1992-93	Bill Foster	10- 18	Thomas Elliott and Steve Hall
1933-34	W. L. (Monk) Younger	1- 15	Benny Palmer	1993-94	Bill Foster	18- 10	Jay Purcell and Jimmy Carruth
1934-35	W. L. (Monk) Younger	3- 16	D. T. Thomas	1994-95	Bill Foster	25- 10	Game captains
1935-36	W. L. (Monk) Younger	5- 16	Joe Mottola	1995-96	Bill Foster	23- 6	Game captains
1936-37	W. L. (Monk) Younger	6- 11	Joe Mottola	1996-97	Bill Foster	15- 16	Ace Custis
1937-38	H. M. (Mac) McEver	6- 8	Charley Southern and Mel Henry	1997-98	Bobby Hussey	10- 17	Shawn Browne and Myron Guillory
1938-39	H. M. (Mac) McEver	3- 14	S. C. Power	1998-99	Bobby Hussey	13- 15	Game captains
1939-40	H. M. (Mac) McEver	4- 15	Keith S. Haff	1999-00	Ricky Stokes	16- 15	Game captains
1940-41	H. M. (Mac) McEver	8- 13	Keith S. Haff	2000-01	Ricky Stokes	8- 19	Carlton Carter and Brian Chase
1941-42	H. M. (Mac) McEver	10- 10	W. J. (Buddy) Henderson	2001-02	Ricky Stokes	10- 18	Carlton Carter, Mibindo Dongo and Joe Hamilton
1942-43	H. M. (Mac) McEver	7- 7	Julius Rubin and Guy Crawford	2002-03	Ricky Stokes	12- 17	Game Captains
1943-44	H. M. (Mac) McEver	11- 4	Harry Bushkar	2003-04	Seth Greenberg	15- 14	Bryant Matthews
1944-45	Geo. S. Proctor	6- 8	Harry Bushkar	2004-05	Seth Greenberg	16- 14	Carlos Dixon and Jamon Gordon
1945-46	Geo. S. Proctor	11- 8	Harry Bushkar	2005-06	Seth Greenberg	14- 16	Shawn Harris, Jamon Gordon and Zabian Dowdell
1946-47	Geo. S. Proctor	13- 13	Joe Ruddell	2006-07	Seth Greenberg	22- 12	Zabian Dowdell and Jamon Gordon
1947-48	G. F. (Red) Laird	14- 9	Crennie Reed	2007-08	Seth Greenberg	21- 14	Deron Washington and A.D. Vassallo
1948-49	G. F. (Red) Laird	10- 13	Bob Dickson	2008-09	Seth Greenberg	19- 15	A.D. Vassallo and Malcolm Delaney
1949-50	G. F. (Red) Laird	16- 9	Ted Bacalis and Bob Trombold	2009-10	Seth Greenberg	25- 9	Malcolm Delaney and Lewis Witcher
1950-51	G. F. (Red) Laird	19- 10	Sumner (Tex) Tilson, Dick Sayre and Gene Jones	2010-11	Seth Greenberg	22- 12	Malcolm Delaney and Terrell Bell
1951-52	G. F. (Red) Laird	4- 16	(none)	2011-12	Seth Greenberg	16- 17	Erick Green and Dorenzo Hudson
1952-53	G. F. (Red) Laird	4- 19	John W. Cantrell	2012-13	James Johnson	13- 19	Erick Green and Jarell Eddie
1953-54	G. F. (Red) Laird	3- 24	William B. Matthews				
1954-55	G. F. (Red) Laird	7- 20	William B. Matthews				
1955-56	Charles W. (Chuck) Noe	14- 11	William B. Matthews				
1956-57	Charles W. (Chuck) Noe	14- 8	Clayton (Abe) Coates				
1957-58	Charles W. (Chuck) Noe	11- 8	L. Hemmings and D. Kuhn				
1958-59	Charles W. (Chuck) Noe	16- 5	Terry Penn				
1959-60	Charles W. (Chuck) Noe	20- 6	Lewis Mills				
1960-61	Charles W. (Chuck) Noe	15- 7	Chris Smith				
1961-62	Charles W. (Chuck) Noe	19- 6	Bucky Keller and J. Fleischman				
1962-63	William B. Matthews	12- 12	Lee Melear and Calvin Jones				
1963-64	William B. Matthews	16- 7	Frank Alvis and Howard Pardue				
1964-65	Howard P. Shannon	13- 10	Mickey McDade				
1965-66	Howard P. Shannon	19- 5	John Wetzel				
1966-67	Howard P. Shannon	20- 7	Ron Perry				
1967-68	Howard P. Shannon	14- 11	Ted Ware				

TECH IN POSTSEASON

THE HOKIES HAVE A LONG, SUCCESSFUL HISTORY OF POSTSEASON BASKETBALL ACTION.

A new chapter in Virginia Tech postseason history was written in 2007. The Hokies advanced to the NCAA Tournament for the first time since 1996. Tech defeated Illinois, 54-51, in the first round in Columbus, Ohio, before falling to Southern Illinois, 63-48, in the second round at Nationwide Arena.

The Hokies earned a berth into the tournament as an at-large selection following a season that saw the Hokies go 3-0 against teams ranked in the top five and reach the 20-win plateau.

This was the Hokies' grand return to the NCAA Tournament following more than a

decade's absence.

Guided by coach Bill Foster, Virginia Tech basketball hit the jackpot in 1995 and 1996 with a championship run in the National Invitation Tournament and an appearance in the NCAA Tournament.

The players and coaches of the 1994-95 team cemented their names in Hokie basketball lore in one of the most dramatic NITs of all time.

Tech won the title, defeating Marquette in overtime, 65-64, on two free throws by Shawn Smith with 0.7 seconds left. Smith calmly sank the first free throw to tie it. After Marquette called a timeout, Smith made the second.

GAME-BY-GAME IN POSTSEASON

1966 NIT

3/10/66 Temple New York, N.Y. 73-88

1967 NCAA

3/11/67 Toledo Lexington, Ky. 82-76
3/17/67 Indiana Evanston, Ill. 79-70
3/18/67 Dayton Evanston, Ill. (OT) 66-71

1973 NIT CHAMPIONS

3/18/73 New Mexico New York, N.Y. 65-63
3/22/73 Fairfield New York, N.Y. 77-76
3/24/73 Alabama New York, N.Y. 74-73
3/25/73 Notre Dame New York, N.Y. (OT) 92-91

1976 NCAA

3/13/76 Western Michigan South Bend, Ind. (OT) 67-77

1977 NIT

3/9/77 Georgetown Blacksburg, Va. 83-79
3/14/77 Alabama New York, N.Y. 72-79

1979 NCAA

3/9/79 Jacksonville Lawrence, Kan. 70-53
3/11/79 Indiana State Lawrence, Kan. 69-86

1980 NCAA

3/7/80 Western Kentucky Bowling Green, Ky. (OT) 89-85
3/9/80 Indiana Bowling Green, Ky. 59-68

1982 NIT

3/12/82 Fordham Blacksburg, Va. 69-58
3/15/82 Mississippi Oxford, Miss. 61-50
3/18/82 Georgia Athens, Ga. 73-90

1983 NIT

3/17/83 William & Mary Blacksburg, Va. 85-79
3/21/83 South Carolina Columbia, S.C. 68-75

1984 NIT

3/15/84 Georgia Tech Blacksburg, Va. 77-74
3/18/84 South Alabama Greensboro, N.C. 68-66
3/23/84 Tennessee Blacksburg, Va. 72-68
3/26/84 Michigan New York, N.Y. 75-78
3/28/84 Southwestern La. New York, N.Y. 71-70

1985 NCAA

3/14/85 Temple Hartford, Conn. 57-60

1986 NCAA

3/13/86 Villanova Baton Rouge, La. 62-71

1995 NIT CHAMPIONS

3/17/95 Clemson Blacksburg, Va. 62-54
3/20/95 Providence Providence, R.I. 91-78
3/22/95 New Mexico State Blacksburg, Va. 64-61
3/27/95 Canisius New York, N.Y. 71-59
3/29/95 Marquette New York, N.Y. (OT) 65-64

1996 NCAA

3/14/96 Wisconsin-Green Bay Dallas, Texas 61-48
3/16/96 Kentucky Dallas, Texas 60-84

2005 NIT

3/15/05 Temple Blacksburg, Va. 60-50
3/19/05 Memphis Memphis, Tenn. 62-83

2007 NCAA

3/16/07 Illinois Columbus, Ohio 54-52
3/18/07 Southern Illinois Columbus, Ohio 48-63

2008 NIT

3/19/08 Morgan State Blacksburg, Va. 94-62
3/24/08 UAB Blacksburg, Va. 75-49
3/26/08 Mississippi Blacksburg, Va. 72-81

2009 NIT

3/18/09 Duquesne Blacksburg, Va. (2OT) 116-108
3/21/09 Baylor Blacksburg, Va. 66-84

2010 NIT


3/17/10 Quinnipiac Blacksburg, Va. 81-61
3/22/10 Connecticut Blacksburg, Va. 65-63
3/24/10 Rhode Island Blacksburg, Va. 72-79

2011 NIT


3/16/11 Bethune-Cookman Blacksburg, Va. 79-54
3/20/11 Wichita State Blacksburg, Va. (OT) 76-79

Overall Record in Postseason: 30-18

NIT: 24-10 NCAA: 6-8 Home: 11-2



Shawn Smith calmly sank two free throws to tie and then win the NIT title game at Madison Square Garden in 1995.



The Hokies defeated Illinois, 54-52, in the first round of the 2007 NCAA West Regional in Columbus, Ohio.

Fans at Madison Square Garden rushed on the court. Smith ran into the stands to give his father a bear hug. Blacksburg went wild as students and townspeople stormed the downtown area to hail their heroes.

Tech reached the championship game by defeating Clemson, 62-54; Providence, 91-78; New Mexico State, 64-61; and Canisius, 71-59. That Tech team finished with 25 victories, the most in school history.

The next season, Tech qualified for the NCAA Tournament. Drawing a disappointing ninth seed, Tech was placed in the same bracket with power-packed Kentucky.

The Hokies beat Wisconsin-Green Bay in the first round in Dallas, Texas, 61-48, as Shawn Good led the way with 25 points. The Hokies, however, lost in the second round to eventual national champion Kentucky, 84-60.

That Tech team finished with a 23-6 record, one of the best marks in school history.

In all, Tech has made 17 postseason appearances, compiling an overall record of 29-17.

Tech's NIT title in 1995 was the second for the Hokies. Tech also won the crown at Madison Square Garden in 1973 in strikingly similar fashion.

Tech guard Bobby Stevens hit a jumper at the buzzer in overtime to propel the Hokies to a 92-91 victory over the Fighting Irish of Notre Dame and the NIT title. The victory was a highlight of the championship series in which Tech won four games by a total of five points, including a first-round victory over nationally ranked New

Mexico, 65-63, on national television.

Tech's first postseason appearance came in 1966, when the Hokies lost to Temple, 88-73, in the NIT's opening round.

A year later, Tech made its first NCAA Tournament appearance, advancing to the finals of the Mideast Regional with wins against Toledo and Indiana. The Hokies fell just short of the Final Four when they dropped a heart-breaking 71-66 overtime decision to Dayton.

In the 1980 Mideast Regional, Tech made headlines with its amazing first-round comeback victory against homestanding Western Kentucky. The Hokies trailed, 48-30, at the half, but rallied to take an 89-85 overtime win. In the second round against Indiana and Isiah Thomas, Tech came close to an upset. The Hokies trailed by only three points with less than five minutes to go, but fell, 68-59.

The Hokies made it back to the NIT in 1982. Tech advanced to the quarterfinals with impressive wins against Fordham and Mississippi before finally losing to Georgia and high-flying All-American Dominique Wilkins.

In 1983, Tech opened NIT play at home against William & Mary, winning 85-79, then lost on the road at South Carolina, 75-68.

Tech also had the good fortune of opening the 1984 NIT at Cassell Coliseum against Georgia Tech. The Hokies prevailed, 77-74, behind 19-point performances from Dell Curry and Perry Young. A last-second tip-in by point guard Al Young sparked the Hokies to a 68-66 win against South Alabama in Greensboro, N.C.

The Hokies then returned home where they rode a 27-point outing by Curry to a victory against Tennessee, 72-68.

In the semifinals at Madison Square Garden, it took a last-minute comeback by eventual champion Michigan to beat Tech, 78-75. The Hokies bounced back two days later to nail down third place with a 71-70 victory over Southwestern Louisiana.

In 1985, the Hokies took a 20-8 regular season record and a second-place Metro Conference finish into the NCAA Tournament. Tech bowed out in the first round, losing, 60-57, to Temple.

In 1986, the Hokies were eliminated in the first round of the Metro Tournament. Despite the defeat, they received a bid to the NCAA Tournament behind the strength of their 22-8 record. Tech was defeated in the first round by Villanova, 71-62.

The Hokies added to their total NIT wins in 2005, as Tech defeated Temple, 60-50, in Cassell Coliseum before falling, 83-62, at Memphis in the second round.

Two more NIT victories were added in 2008, as Tech advanced to the quarterfinals of the tournament. In 2009, the Hokies made another trip to the NIT, as they defeated Duquesne, 116-108, in a double-overtime thriller in Cassell Coliseum before falling to Baylor in the second round at home. Tech made it four years in a row to the NIT, as the Hokies were a top seed again in 2010 and 2011. The Hokies are 24-10 all-time in the NIT and 30-18 all-time in postseason play.

TECH SPORTS HALL OF FAME

THE VIRGINIA TECH SPORTS HALL OF FAME WAS ORGANIZED IN 1982 TO HONOR PERSONS WHO HAVE MADE GREAT CONTRIBUTIONS TO ATHLETICS AT THE UNIVERSITY. SINCE ITS INCEPTION, A TOTAL OF 168 PEOPLE HAVE BEEN ENSHRINED, INCLUDING 24 INDIVIDUALS WHO WERE CHOSEN PRIMARILY FOR THEIR CONTRIBUTIONS IN BASKETBALL.



Smith

CHRIS SMITH

A brilliant basketball center from 1958 through 1961, Smith was one of the nation's leading rebounders three years in a row. He still holds all of Tech's major rebounding records and is regarded by many as the greatest basketball player in school history. Smith is a charter member who was inducted in 1982.

ALLAN BRISTOW

A scrappy forward who paced the Hokies to the National Invitation Tournament championship in 1973, Bristow scored in double figures during every game of his Tech career and still holds the Hokies' single-game scoring mark of 52 points. After 10 years as a player in the NBA, Bristow went into coaching, including a stint as the head coach of the NBA Charlotte Hornets. He retired as the general manager of the New Orleans Hornets. Bristow was inducted in 1984.

JOHN WETZEL

A swingman who was always at his best in the clutch, Wetzel led Tech to its first-ever national postseason tournament in 1966. He enjoyed a 10-year NBA playing career and was in the pro coaching ranks since 1979 until retiring this summer from the Sacramento Kings. Wetzel was inducted in 1985.

HARRY BUSHKAR

A fine scorer and playmaker, Bushkar capped his career by being named All-Southern Conference in 1945-46. He was tabbed Virginia's Player of the Year that season and made the SoCon All-Tournament Team. Bushkar was captain of the 1944, '45 and '46 Tech teams. He was inducted in 1986.

GEORGE PARRISH

One of Tech's first big-name stars, Parrish earned All-South honors in both basketball and football during




Keller



Bristow



Wetzel



Bushkar



Parrish



Pardue

a career that extended from 1916 to 1920. Parrish was regarded by many as the best center in southern basketball in 1919 when he scored 320 of the Hokies' 766 points. He was inducted in 1986.

HOWARD PARDUE

One of the greatest shooters in school history, Pardue played on Tech teams in the early 1960s. He finished with a career scoring average of 20 points and was named to the All-Southern Conference team three years in a row and twice was named to the Southern's all-tournament team. He was inducted in 1992.

BUCKY KELLER


A 6-3 swingman who led Tech to glory in the early 1960s, Keller finished his Tech career with an overall scoring average of 18.2 points per game. He averaged 15.0 ppg on a 1959-60 team that went 20-6, posted a 17.6 scoring mark in 1960-61 when the Hokies were 15-7, and averaged 21.7 ppg in 1961-62 when Tech finished 19-6. Keller died in 1977. He was inducted into the Hall of Fame in 1993.

BILL MATTHEWS

Matthews had a tremendous impact on Tech athletics in a 35-year career as a basketball player, a coach of three sports and an administrator. A bulky center, he ranks second only to Chris Smith in all-time rebounding for the Hokies. Matthews had a career average of 13.8 rebounds per game and in 1954-55 had a sensational seasonal average of 18.8. He was the Virginia Player of the Year in 1955-56. Matthews was inducted in 1993.

DALE SOLOMON

A dynamic center, Solomon burst on the Virginia Tech basketball scene in a big way during his



Solomon



Hall

freshman year in 1978-79. He sparked Tech to its only Metro Conference Tournament championship and was named the tourney's MVP. He went on to become the first player to make All-Metro four years in a row. In 1990, he was chosen on the Metro's decade team of the 1980s. Solomon tallied a career total of 2,136 points and ranks fourth on the Hokies' all-time scoring list. He was inducted in 1994.

EARL (BUS) HALL

The Southern Conference's leading scorer in 1932, Hall was a unanimous choice for the all-conference team that year. Nicknamed "The Princeton Phantom," he was a complete player who excelled as a floor leader, dribbler and passer, as well as a scorer. Hall was inducted in 1992.

GLEN COMBS

Still rated one of the best long-range shooters in school history, Combs helped the 1967 Tech team to the finals of the NCAA Mideast Regional, where an overtime loss to Dayton cost the Hokies a spot in the Final Four. Combs, who averaged 17.9 points over his three varsity seasons at Tech, went on to enjoy a seven-year career in the ABA. He was inducted in 1987.

LEE MELEAR

Although he starred in both basketball and baseball, Melear may be best remembered for his 24-point performance against Kentucky in 1962 when the Hokies handed legendary coach Adolph Rupp the only season-opening home loss of his career at UK. Melear, who averaged in double-figure scoring all three of his varsity seasons, was inducted in 1989.

BOB AYERSMAN

A hot-shooting forward from 1957-61, Ayersman made the All-Southern Conference team two years in a row. He still ranks ninth in career scoring at Tech and his 26.5 scoring average in 1958-59 still stands as the second-best in school history. Ayersman was inducted in 1990.

LEWIS MILLS

A point guard deluxe, Mills was the captain of the Hokies in 1959-60 and helped that team post the school's first 20-win basketball season. He entered the coaching field after graduating from Tech and



Combs




Melear



Ayersman



Mills



Curry



King

served as the head basketball coach at the University of Richmond from 1963 until 1973. Mills, who also spent 12 years in athletic administration at VCU, was inducted in 1991.

DELL CURRY

This silky-smooth outside shooter scored a Tech record 1,021 field goals and tallied a total of 2,389 points. He ranks second on the Hokies' all-time scoring list behind Bimbo Coles and holds the school career record for steals with 295. Curry, who helped the Hokies to four postseason tournaments, posted 115 double-figure scoring games on the way to a career scoring average of 18.9. He was a first-round draft pick of the NBA's Utah Jazz in 1986 and is now retired from playing after a long and successful NBA career. He is currently an executive with the expansion Charlotte Bobcats of the NBA and was inducted into the Virginia State Sports Hall of Fame in 2004. Curry was inducted in 1996.

LOYD KING

A mixture of good ball-handling skills, leaping ability and a keen eye for long-range jumpers helped make King one of the best guards to play for the Hokies. He was the captain and leading scorer for Tech's cage teams in 1969-70 and 1970-71. He averaged 19.3 points per game as a junior and carried a 21.3-point scoring average as a senior. During his last two years, he reached double-figure scoring in 45 of 47 games, including the last 23 in a row. King

finished his Tech career with 1,248 points and a 17.1 scoring average. He went on to play in the American Basketball Association and French Professional League. King was inducted in 1998.

TED WARE

Ted Ware, whose rebounding and defense were vital ingredients for the Hokies during his three varsity seasons in the 1960s, had the distinction of playing an important role on Tech's first NIT team in 1966 and also on the Hokies' first NCAA Tournament squad in 1967. The 6-5 forward was Tech's second-leading scorer as a sophomore in 1965-66 with a 14.6 average. During the 1966-67 season, he shot 55.6 percent from the field, which was a school record at the time. As a senior in 1967-68, Ware posted a team-high 9.2 rebounding average. Ware's overall 52.4 field-goal percentage was a Tech career record at the time. In 1968, he was selected to the 10-man Academic All-America Basketball Team chosen by the nation's sports information directors. Ware was inducted in 1999.

BIMBO COLES

Vernell "Bimbo" Coles played a leading role at point guard for the 1988 U.S. Olympic team, which won a bronze medal in Seoul, South Korea. He capped his collegiate career as the leading scorer in both Virginia Tech and Metro Conference basketball history. Coles' jersey, No. 12, was officially retired just prior to his final home game against Memphis State on March 3, 1990. He was inducted in 2000.

WAYNE ROBINSON

Wayne Robinson was a central figure in Tech's early success in the Metro Conference. He was Tech's leading rebounder in each of his three years as a starter and is ranked fourth among Tech's career rebound leaders and is 10th in career scoring at Tech. Robinson was a first round selection of the Los Angeles Lakers in the 1980 NBA Draft and played for both the Lakers and the Detroit Pistons before playing seven seasons professionally in Europe. He was inducted in 2003.

CHARLES MOIR

Charlie Moir is the winningest coach in Virginia Tech basketball history. The native of Francisco, N.C., won 213 games in his 11-year tenure with the Hokies. His teams won 19 or more games in nine of his 11 seasons and during one stretch, he produced a school-record five consecutive 20-win seasons. Moir guided the

Hokies to eight postseason tournament appearances – four in the NCAA and four in the NIT – the most ever by any Tech men's coach. His 1978-79 team won the Metro Conference tournament in its first season of league play. Moir was inducted in 2006.

ACE CUSTIS

One of the most popular players in Virginia Tech history, Custis completed his Virginia Tech career with 1,706 points and 1,777 rebounds, joining Chris Smith as the only two Hokies to reach or surpass the 1,500 mark in both points and rebounds. In 1997, he became just the third player in school history to have his number retired. Custis has enjoyed a lengthy professional career in Japan since graduation. Custis was inducted in 2007.

CHUCK NOE

In his seven years at the helm of the Tech men's basketball program, Noe guided the Hokies to seven consecutive winning seasons, compiling 109 victories. In 1959-60, Tech posted the first 20-win season in school history with a 20-6 record that included a 12-1 mark in Southern Conference play. The Hokies won the league's regular season title that season and also laid claim to the state championship with a 7-0 mark against in-state competition. Noe was inducted in 2009.

DUKE THORPE

Duke Thorpe didn't waste any time in capturing the fancy of Virginia Tech basketball fans with his tough, relentless style of play for the Hokies. The 6-6 forward won a starting job midway through his freshman season and went on to help Tech earn postseason berths in both his junior and senior years. He led the team in scoring (15.6) and rebounding (8.3) as Tech advanced to the quarterfinal round of the NIT. Thorpe's career field-goal percentage of .600 still ranks as the top all-time shooting mark for a Tech player. He also holds the top two career single-season field goal percentage marks among Tech players and stands 10th overall in career rebounds with 756. He finished his career with 1,294 points. He was inducted in 2010.

PAUL DEAR, LEO BURKE, MEL HENRY

Although they were chosen for the Hall of Fame primarily for their excellence in other sports, they also made contributions in basketball.

**VIRGINIA SPORTS
HALL OF FAME**

**BASKETBALL HOKIES
IN THE VSHF**
Allan Bristow • Dell Curry • Bucky Keller • Charles Moir • Frankie Allen


OTHER HOKIES IN THE VSHF
Cornell Brown, Bill Roth, Hunter Carpenter, Alfred Casey, Carroll Dale, Karl Esleeck, Frank Loria, Mac McEver, C.P. "Sally" Miles, Frank Moseley, Johnny Oates, Frank Peake, George Preas, George "Gummy" Proctor, Charlie "Rosie" Thomas, Charles "Dink" Vail, William "Monk" Younger



Ware



Coles



Robinson




Moir



Custis



Noe



Thorpe

BOBBY BEECHER

2013 VIRGINIA TECH SPORTS HALL OF FAME INDUCTEE



Bobby Beecher joined Dell Curry and Keith Colbert to form one of the top-rated recruiting classes in Tech men's basketball history during the fall of 1982. Beecher, who had passed up chances to attend all-star summer camps to work on his father's farm during his high school days in Lawsonville, N.C., capitalized on his basketball chances in Blacksburg.


During his first Tech season, the skilled 6-foot-9 high school All-American started 33 of 34 games, earning Metro Conference Freshman of the Year honors over teammate Curry. Beecher led the team in field-goal percentage (.570) and free-throw accuracy (.913), while averaging 13.7 points and 6.1 rebounds per game and earning second-team All-Metro honors. He helped the Hokies to a berth in the National Invitation Tournament and a then-school record 23 wins. Beecher played in the National Sports festival during the summer of '83, and then toured Australia with the Nike-NIT All-Stars.

Beecher was inconsistent as a sophomore, but contributed a team-best 46 blocked shots

and 9.8 points per game as the team posted 22 wins and advanced to the semifinals of the NIT. Tech won 20 games and received an NCAA Tournament bid in 1984-85 with Beecher averaging 13.1 points in Metro games and 11.8 overall, to go with 6.2 boards a game. He played on the USA team in the World University Games the summer before his senior season.

As a senior, Beecher averaged 14.3 points and 7.9 rebounds to finish his Tech career eighth in scoring (1,548 pts.) and sixth in rebounds (797). He played in 128 of 129 games as a Hokie, starting 126. Currently, he still ranks third all-time at Tech in blocked shots (170) and stands in the top 10 in career rebounds, field goals made (640) and free-throw percentage (.807). He is 16th all-time in scoring.

Beecher, who was selected in the fourth round of the 1986 NBA Draft by the Sacramento Kings, earned his Tech degree in human services with an emphasis in family and child development. He currently lives in Roanoke, Va., where he works as the lead estimator for the mechanical department of Varney, Inc.




THE 1966-1967 HOKIES

ONE OF TECH'S ALL-TIME GREATEST TEAMS

“It was a wonderful year. All of the starters could get out and run the floor, and everyone complemented each other on the court. Some of the players were interchangeable, and we were a good overall athletic team.”

— Former Virginia Tech and ABA standout, Glen Combs



A season of firsts. A record-setting year. A year to remember and to be talked about throughout Virginia Tech history. The 1966-67 basketball team featured a star-studded lineup that included two players who went on to professional careers and a third who was drafted into the ABA. The Hokies were virtually unstoppable, despite losing the leading scorer and rebounder from the year before.

After reaching the postseason in the 1965-66 season, fans thought the Hokies would be good, but not nearly as good as they turned out to be. Opening up the season against fourth-ranked Duke, Tech blew out its opponent on a neutral court in Charlotte, N.C. Hokie fans were so stirred up after knocking off the Blue Devils, a school-record 11,500 fans filed into Cassell Coliseum to watch Tech down Purdue the very next day. To this day, it is the largest watched home game in Virginia Tech history. At the time, it was also the largest crowd to ever see a game in the state of Virginia. The momentum carried them to seven more wins over the next nine games, before dropping a narrow loss to Clemson. After losing to the Tigers, the Hokies would win the next seven games heading down the stretch, thanks mainly to the sharp-shooting of Glen Combs, who averaged 21.3 points per game as a junior.

Tech averaged 78.8 points per contest during the memorable season. The potent offense contributed to its run in the NCAA Tournament, where they promptly knocked off Toledo in Memorial Coliseum in Lexington, Ky., after losing to the Rockets at the end of the regular season. The Hokies reached the Elite Eight before succumbing to Dayton in overtime.


Despite being on the verge of the Final Four and coming up just short, fans remember the team as a run and gun affair in the pre-shot clock era. They also remember players like Ron “Spider” Perry, Chris Ellis, Ted Ware and Ken Talley.

Although the squad has been apart for more than 40 years, they will always be etched in the history books as one of the best ever. There is simply no other way to describe the 1966-67 Virginia Tech men’s basketball team.


BIMBO COLES

RETIRED JERSEY HONOREE

After dazzling Virginia Tech fans for four years, guard Bimbo Coles became the second Tech men's basketball player to have his jersey retired when the University honored him in a ceremony prior to his last home game on March 3, 1990. Coles finished his collegiate career as the leading all-time scorer in school and Metro Conference history and also set an all-time scoring mark for Division I players in the state of Virginia. He scored a total of 2,484 points during his four seasons and became the first player in Metro Conference history to lead the league in scoring three consecutive years. Coles burst on the national scene when he made the United States Olympic team in 1988. He played a leading role at point guard for that team, which won the bronze medal in Seoul, South Korea. Coles was a second-round pick of the Sacramento Kings in the 1990 NBA draft. Coles played with a number of NBA teams. He rejoined the Miami Heat for the 2003-04 NBA season and retired the following offseason. Following his career, he was an assistant coach and advance scout with the 2006 NBA Champion Miami Heat.



Bimbo Coles was Virginia Tech's first Olympian.



Bimbo Coles is the Hokies' all-time leading scorer.




ACE CUSTIS

RETIRED JERSEY HONOREE




Ace Custis is interviewed following the Hokies' NIT Championship in 1995.



Ace Custis is 10th on Virginia Tech's all-time scoring list and is third in career rebounding for the Hokies.

Ace Custis, one of the most popular athletes in Virginia Tech history, became the third men's basketball player to have his jersey retired when his career ended in 1997. Custis became the third player in Tech basketball history to surpass the 1,000-mark in both points and rebounds. He finished with 1,706 points and 1,777 rebounds, joining Hall of Famers Chris Smith and Bill Matthews in that category. Custis made the all-conference team in two different leagues during his time at Tech. He was All-Metro Conference as a sophomore and was selected to the All-Atlantic 10 team his junior and senior seasons. During his senior year, he was a finalist for the Boost/Naismith Award which goes to the National Player of the Year. Custis has played on NBA Summer League teams in the past and played professionally in Japan. He was a 2007 inductee into the Virginia Tech Sports Hall of Fame. He is currently an assistant coach at Virginia State.



DELL CURRY

RETIRED JERSEY HONOREE




Curry played in the NBA for 15 seasons and is the Hornets' all-time leading scorer.



Curry was a McDonald's All-American as a high school senior (shown here with coaching legend John Wooden).



Curry has always been one of the most popular Hokies for fans of all ages.



Dell Curry is second in career scoring at Virginia Tech and is the all-time steals leader for the Hokies.

All-America guard Dell Curry, who helped Virginia Tech to four postseason tournaments, became the first Hokie basketball player ever to have his jersey retired when the university honored him in a ceremony before his last home game on March 1, 1986. Curry was a three-time All-Metro Conference choice for the Hokies and was named the Metro's Player of the Year in 1986, after leading the league with a 24.1 scoring average. He finished his Tech career with 2,389 points, which was a school record at the time. Curry earned first-team All-America honors from *The Basketball News*, second-team recognition from the Associated Press and the Basketball Writers of America, and third-team honors from United Press International and the Helms Foundation. During the summers of 1984 and 1985, the 6-5 sharpshooter played on U.S. All-Star teams that competed abroad in Jones Cup play. Following his senior season, Curry was a first-round draft pick of the NBA's Utah Jazz. Curry retired from the NBA following the 2002-03 season, after a long career in which he was one of the top shooters in the league. Last year, he was featured in *USA Today* due to his involvement in numerous community and charity causes. He currently works for the NBA's Charlotte Bobcats.

ALLAN BRISTOW

RETIRED JERSEY HONOREE

Allan Bristow, a scrappy forward who paced the Hokies to the National Invitation Tournament championship in 1973, became the fourth Virginia Tech basketball player to have his jersey retired. Bristow scored in double figures during every game of his Tech career and still holds the Hokies' single-game scoring mark of 52 points. He finished as Tech's all-time scoring leader in 1973 with 1,804 points and still stands seventh on the list. He holds Tech records for career scoring average, most points in a game, consecutive double-figure scoring games and most field goals in a game. After 10 years as a player in the NBA, Bristow went into coaching, including a stint as the head coach of the NBA's Charlotte Hornets. His jersey was retired on Oct. 17, 1998, at the Temple homecoming football game, commemorating the 25th anniversary of the 1973 NIT team. After returning to the Hornets' organization as the team's assistant general manager two seasons ago, Bristow was promoted to general manager, before retiring in September 2005.



Allan Bristow was introduced as the general manager of the New Orleans Hornets during the summer of 2004.

Bristow and John Shumate of Notre Dame battle for a loose ball in the 1973 NIT Championship game in Madison Square Garden.



Bristow admires the locker room tribute to his Tech playing career in the Bill Foster Basketball Suite.



Bristow waves to Hokie fans during a parade through downtown Blacksburg.

DON DEVOE

TECH ALL-TIME COACHING GREAT

To many Hokie fans, it will remain the most important event in Virginia Tech basketball history. In 1973, the Hokies shocked the basketball world by defeating New Mexico, Fairfield, Alabama and Notre Dame to win the NIT. The win over the Irish in the finals was capped by a buzzer-beating jumper by Bobby Stevens to win the game in overtime, 92-91.

The coach of the Hokies was Don DeVoe, in just his second season in Blacksburg. DeVoe took a group of experienced players in his first season, built upon that foundation by teaching strong fundamentals and put the Hokies on the basketball map.

"I was fortunate at the age of 29 to be named the head coach at Virginia Tech," DeVoe said. "I was lucky to inherit five outstanding seniors. I give credit to those five seniors in being able to grasp what we were teaching and believing in what we were teaching. That first team laid the foundation for what we were to accomplish in the future."

DeVoe was fortunate to work with an outstanding staff, including future head coaches Sonny Smith (VCU, Auburn) and Jim Hallihan (East Tennessee State). A graduate assistant on those teams was Kevin O'Connor, currently the senior vice president of basketball operations of the NBA's Utah Jazz and father of former Tech women's assistant basketball coach and player, Katie O'Connor. That group was able to recruit an outstanding group of players that brought a lot of excitement to Blacksburg.

"My first staff, Sonny Smith and Jim Hallihan, were great at finding the type of kids we wanted in our program. They helped us establish the success that we had and we were fortunate to have them here," DeVoe said.

DeVoe coached the Hokies for five seasons, compiling an 88-45 overall record. He is the fifth-winningest coach in Tech history and is remembered for being the coach that started the Hokies on the most prolonged and successful streak in the school's basketball history.

"When we left, we were able to leave behind an outstanding group of players and I know that Charlie Moir took those outstanding players and was able to continue the success at Virginia Tech."

DeVoe retired following the 2003-04 season as the head coach at Navy.



The Hokies were 52-6 under Don DeVoe in Cassell Coliseum.



Don DeVoe and the Hokies celebrate the 1973 NIT Championship in New York City's Madison Square Garden.



Don DeVoe coached Hokie great Allan Bristow at Virginia Tech.

"It was really exciting to see what was happening at Virginia Tech. It was exciting to see the people in the state get excited about Virginia Tech basketball and football. We enjoyed tremendous support from the students and the community. The NIT season, just about every game was a full house. It was an exciting time in Virginia Tech athletics."

— Don DeVoe

CHARLES MOIR

TECH ALL-TIME COACHING GREAT

Perhaps no era in Virginia Tech basketball was more successful and more exciting than the 11 years that Charlie Moir led the Hokies. An assistant coach under Bill Matthews and Howie Shannon in the 1960s, Moir is Tech's all-time winningest coach. His teams won big games against the best teams in the country. Cassell Coliseum was a feared place to play and Tech was one of the top teams in the nation.

In honor of his many contributions to Virginia Tech, Moir was inducted into the Virginia Tech Sports Hall of Fame in 2006. Moir became the 20th basketball inductee into the elite group.

During Moir's time in Blacksburg, Tech won more than 64 percent of its games. Moir never had a losing record and failed to win at least 20 games just three times, and two of those three seasons saw Tech win 19 games. The Hokies made seven postseason appearances, including four of the school's seven NCAA Tournament trips. The Hokies also won the 1979 Metro Conference Tournament under Moir.

Great players dotted the rosters during Moir's term. The top four scorers in school history all played for Moir. Bimbo Coles, the only Olympian in Tech history was recruited by Moir, who coached the highest-scoring teams in Virginia Tech history.

"The seats go way up there, and it feels like the fans are so close to the court. I know other coaches hate to play there. It felt like a great place, with tremendous fan support, and most nights it was rocking."

Tech's biggest wins in Cassell Coliseum came under Moir. On Monday, Jan. 10, 1983, Moir and the Hokies spoiled the day for Memphis State, as the Hokies knocked off the No. 1-ranked Tigers, 69-56, in a sold-out Cassell Coliseum. MSU had, earlier in the day, ascended to the top spot in the

national polls. Tech had other memorable wins under Moir, including a 76-72 victory over second-ranked and unbeaten Memphis State in 1986.

The names that played for Moir are among the best-ever for Tech. Bimbo Coles, Dell Curry, Dale Solomon, Al Young, Perry Young, Wayne Robinson and 2013 Virginia Tech Hall of Fame inductee Bobby Beecher were all vital parts of the great teams under Charlie Moir.



Moir won almost 85 percent of his games in Cassell Coliseum.

"We had good success recruiting players including Dell Curry and Bimbo Coles, who went on to successful careers in the NBA. Joining the Metro Conference, which had some ranked teams, helped with the recruiting."

— Charles Moir



Prior to returning as head coach of the Hokies, Moir was an assistant to Howard Shannon at Virginia Tech.



Moir receives a bowling pin and a cake from son, Page, upon his 300th career coaching victory.

BILL FOSTER

TECH ALL-TIME COACHING GREAT



Bill Foster remains a fan favorite of the Hokies.

Bill Foster came to Blacksburg as a proven, successful basketball coach. Everywhere he had coached — Miami, Clemson and UNC Charlotte — Foster had won. But perhaps more importantly, Foster had won with grace and integrity. During his time in Blacksburg, he proved that class shines through.

Foster enjoyed many successes and milestones during his time at Virginia Tech. On Dec. 31, 1995, in New Orleans, the Hokies defeated Wright State to give Foster his 500th coaching victory. During that season, Tech climbed to eighth in the polls and lost in the second round of the NCAA Tournament to eventual champion Kentucky. Tech finished the season ranked 22nd nationally.

The previous season had seen perhaps Foster's greatest accomplishment at Tech, as he led the Hokies to the 1995 NIT Championship. Tech defeated Clemson, Providence, New Mexico State, Canisius and Marquette to capture the school's second NIT title. During his six seasons at Virginia Tech, Foster amassed a 101-78 record with the Hokies and stands as the fourth-winningest coach in school history.

"The people here were special to work with, including Coach Beamer and President (Paul) Torgersen. The improvement we had over four or five years was amazing to see. The NIT was a great experience, as well as getting an NCAA bid the next year," Foster said.



"I was very fortunate that I had a lot of guys who weren't highly recruited but became overachievers. A lot of those guys weren't interested in individual statistics but the team stats. I just had a special group of overachievers."

— Bill Foster

< Foster and his wife, Linda, arrive on the court to a thunderous ovation for his final home game.

THE BILL FOSTER BASKETBALL SUITE



The basketball locker room and lounge in Cassell Coliseum is named in honor of Bill Foster.

In addition to their space in the Hahn Hurst Basketball Practice Center, on game days Virginia Tech players have the use of one of the best game-day locker room facilities in the country — The Bill Foster Basketball Suite — donated by Pat and Sandy Cupp of Blacksburg, Va., in honor of Virginia Tech coaching great Bill Foster. It includes a spacious locker room, private restroom and showers, a players' lounge, a meeting area and a foyer honoring former Hokie greats throughout the years. The suite opens into the arena and continues as the game-day home to the Hokies. During the fall of 2005, the suite was completely renovated. The renovation included plasma screen televisions in the players' lounge and locker room, a surround-sound stereo, new lockers, a computer station, hardwood flooring in the entrance and the lounge, a scouting and film editing station, murals and HokieStone throughout the complex.

ALL-CONFERENCE HONORS

ALL-AMERICANS

1962	Howard Pardue.....	HM
	Bucky Keller	HM
1986	Dell Curry.....	1st team
1990	Bimbo Coles.....	HM
2004	Bryant Matthews.....	HM
2007	Zabian Dowdell	HM
2010	Malcolm Delaney.....	HM
2011	Malcolm Delaney.....	HM
2013	Erick Green.....	3rd team

ACADEMIC ALL-AMERICANS

1968	Ted Ware.....	1st team
1969	Stan Kerrick.....	2nd team

SOUTHERN CONFERENCE HONORS

COACH OF THE YEAR

1956	Chuck Noe
1962	Chuck Noe

ALL-SOUTHERN CONFERENCE FIRST TEAM

1956	Bill Matthews
1959	Bob Ayersman
1959	Chris Smith
1960	Bob Ayersman
1960	Chris Smith
1961	Chris Smith
1962	Bucky Keller
1962	Howard Pardue
1963	Howard Pardue
1964	Howard Pardue
1965	Mickey McDade

ALL-SOUTHERN CONFERENCE SECOND TEAM

1951	Tex Tilson
1958	Bob Ayersman
1960	Lewis Mills
1961	Bucky Keller
1963	Lee Melear
1964	Paul Long
1965	John Wetzell

SOUTHERN CONFERENCE ALL-TOURNAMENT FIRST TEAM

1927	Paul Dear
1933	Earl Hall
1944	Danny Frederick
1946	Harry Bushkar

1960	Lewis Mills
1960	Chris Smith
1962	Bucky Keller
1962	Howard Pardue
1963	Howard Pardue

SOUTHERN CONFERENCE ALL-TOURNAMENT SECOND TEAM

1959	Chris Smith
1960	Bucky Keller
1961	Chris Smith
1963	Frank Alvis
1965	Ron Perry

METRO CONFERENCE HONORS

METRO CONFERENCE PLAYER OF THE YEAR

1986	Dell Curry
1988	Bimbo Coles (co)

METRO CONFERENCE TOURNAMENT MVP

1979	Dale Solomon
------	--------------

METRO CONFERENCE FRESHMAN OF THE YEAR

1979	Dale Solomon
1983	Bobby Beecher

FIRST TEAM ALL-METRO CONFERENCE

1979	Dale Solomon
1980	Dale Solomon
1981	Dale Solomon
1982	Dale Solomon
1984	Dell Curry
1985	Dell Curry
1985	Perry Young
1986	Dell Curry
1988	Bimbo Coles
1989	Bimbo Coles
1990	Bimbo Coles

METRO CONFERENCE COACH OF THE YEAR

1988	Frankie Allen
------	---------------

ATLANTIC 10 CONFERENCE HONORS

FIRST TEAM ALL-ATLANTIC 10 CONFERENCE

1996	Ace Custis
1997	Ace Custis

BIG EAST CONFERENCE HONORS

FIRST TEAM ALL-BIG EAST

2004	Bryant Matthews
------	-----------------

BIG EAST CONFERENCE SCHOLAR-ATHLETE

2003	Carlton Carter
------	----------------

ATLANTIC COAST CONFERENCE HONORS

ACC PLAYER OF THE YEAR

2013	Erick Green (media)
------	---------------------

FIRST TEAM ALL-ACC

2013	Erick Green
2011	Malcolm Delaney
2010	Malcolm Delaney*
2007	Zabian Dowdell

SECOND TEAM ALL-ACC

2012	Erick Green
2011	Jeff Allen
2008	A.D. Vassallo

THIRD TEAM ALL-ACC

2010	Dorenzo Hudson
2009	Malcolm Delaney
2009	A.D. Vassallo
2007	Jamon Gordon

HONORABLE MENTION ALL-ACC

2008	Deron Washington
2006	Zabian Dowdell
2006	Coleman Collins

ACC ALL-FRESHMAN TEAM

2012	Dorian Finney-Smith
2008	Jeff Allen
2005	Deron Washington

HONORABLE MENTION ACC ALL-FRESHMAN

2006	A.D. Vassallo
------	---------------

ACC DEFENSIVE PLAYER OF THE YEAR

2007	Jamon Gordon
------	--------------

ACC ALL-DEFENSIVE TEAM

2008	Deron Washington
2007	Zabian Dowdell
2007	Jamon Gordon
2006	Zabian Dowdell
2006	Jamon Gordon
2005	Jamon Gordon

HONORABLE MENTION ACC ALL-DEFENSIVE TEAM

2008	Jeff Allen
------	------------

ACC COACH OF THE YEAR


2005	Seth Greenberg
2008	Seth Greenberg

* - unanimous selection

HOKIES IN THE NBA & ABA



Now retired, Allan Bristow was named general manager of the New Orleans Hornets in 2004, 31 years after being drafted by the Philadelphia 76ers.



Deron Washington was a second round selection of the Detroit Pistons in the 2008 NBA draft.



Erick Green was traded from the Utah Jazz to the Denver Nuggets on draft night in 2013.

HOKIES DRAFTED BY THE PROS

Year	Name	Round	Team	Pick
1961	Chris Smith	2nd	Syracuse	5th in 2nd
1962	Bucky Keller	6th	Los Angeles	8th in 6th
1966	John Wetzel	8th	Los Angeles	7th in 8th
1967	Ron Perry	12th	Minnesota (ABA)	
1968	Glen Combs	5th	San Diego	1st in 5th
		8th	Dallas (ABA)	
1969	Chris Ellis	5th	Chicago	5th in 5th
		6th	Kentucky (ABA)	
1971	Loyd King	15th	Milwaukee	8th in 15th
		7th	Memphis (ABA)	
1973	Allan Bristow	2nd	Philadelphia	3rd in 2nd (19th)
		1st	Virginia (ABA)	
1976	Larry Cooke	3rd	Atlanta	12th in 3rd
1976	Russell Davis	6th	Detroit	4th in 6th
1977	Ernest Wansley	6th	Washington	17th in 6th
1978	Ron Bell	6th	Cleveland	13th in 6th
1979	Marshall Ashford	5th	Washington	20th in 5th
1980	Wayne Robinson	2nd	Los Angeles	8th in 2nd
1980	Les Henson	7th	Boston	last player in 7th
1982	Dale Solomon	3rd	Philadelphia	22nd in 3rd
1982	Jeff Schneider	5th	Houston	15th in 5th
1985	Perry Young	3rd	Portland	14th in 3rd
1985	Al Young	7th	San Antonio	13th in 7th
1986	Dell Curry	1st	Utah	15th in 1st
1986	Keith Colbert	3rd	Philadelphia	9th in 3rd
1986	Bobby Beecher	4th	Sacramento	21st in 4th
1990	Bimbo Coles	2nd	Sacramento	40th overall
1999	Eddie Lucas	2nd	Utah	58th overall
2008	Deron Washington	2nd	Detroit	59th overall
2013	Erick Green	2nd	Utah	46th overall



Dell Curry played 16 years in the NBA.

YEAR-BY-YEAR RESULTS

1908-09

(4-2)

hW 33-26 Emory & Henry
 aW 36-10 Bluefield YMCA
 hW 63-6 Rand. Macon Acad.
 aW 22-10 Staunton M.A.
 aL 12-28 W & L
 aL 9-15 VMI
 175-95

1909-10

(11-0)

hW 68-12 Davidson
 hW 47-12 Emory & Henry
 hW 26-21 Emory & Henry
 hW 60-19 Rand. Macon Acad.
 aW 60-16 Hampden-Sydney
 aW 45-26 Lynchburg YMCA
 aW 27-15 Staunton M.A.
 aW 31-18 W & L
 aW 37-14 VMI
 hW 42-29 W & L
 hW 70-15 Hampden-Sydney
 513-197

1910-11

(11-1)

hW 87-4 Rand. Macon Acad.
 hW 43-22 Emory & Henry
 hW 27-11 Emory & Henry
 hW 65-9 Roanoke College
 hW 58-20 Tennessee
 aW 62-8 Roanoke College
 aW 29-26 Lynchburg YMCA
 aW 53-8 Hampden-Sydney
 aL 26-35 Lynchburg YMCA
 aW 27-20 W & L
 aW 35-18 VMI
 hW 42-28 W & L
 554-209

1911-12

(6-3)

hW 27-12 Emory & Henry
 aW 53-14 Beaver H.S.
 hW 94-33 Roanoke H.S.
 hW 45-15 Wake Forest
 nL 18-42 W & L
 hW 37-28 UNC
 hL 32-37 Trinity (Duke)
 aW 21-19 Wake Forest
 hL 22-23 Lynchburg YMCA
 349-223

1912-13

(5-9)

aW 22-19 Beaver H.S.
 aL 15-54 W & L
 aL 16-33 VMI
 hW 36-23 Emory & Henry
 hW 46-18 Roanoke College
 hL 15-31 W & L
 hW 36-16 Rand. Macon Acad.
 hW 48-12 Beaver H.S.
 aL 15-44 Guilford
 aL 9-29 UNC
 aL 16-23 Trinity (Duke)
 aL 24-34 Durham YMCA
 aL 12-21 Wake Forest
 nL 16-39 Wake Forest
 326-416



The 1908-09 team, the first Tech squad.

1913-14

(14-5)

aW 28-14 Beaver H.S.
 hL 30-41 Roanoke College
 hW 37-20 Maryville
 aL 15-51 Navy
 aW 16-15 St. John's College
 aW 26-17 Mt. St. Joseph
 aL 28-54 Catholic U.
 aW 46-16 Episcopal H.S.
 aL 17-46 W & L
 hW 16-15 Guilford
 hW 32-11 Guilford
 hW 36-20 Elon
 hW 48-25 Emory & Henry
 hW 41-9 Rand. Macon Acad.
 hW 21-19 W & L
 hW 58-14 King College
 hW 29-24 Wake Forest
 nW 27-16 VMI
 aL 15-26 Roanoke College
 566-453

1914-15

(9-4)

hW 39-14 St. Albans
 aL 21-25 Georgetown
 aW 40-20 Richmond
 aW 31-19 NC State
 aL 28-29 Rich. Howitzers
 hW 52-5 Daleville College
 hW 43-11 Emory & Henry
 hW 29-19 Trinity (Duke)
 hL 16-17 Elon
 hW 32-19 NC State
 nW 22-21 VMI
 hW 48-16 Rand. Macon Acad.
 aL 21-39 Virginia
 422-254

1915-16

(12-3)

hW 65-18 Daleville College
 hW 27-24 Cardinal A.C.
 hW 27-10 Tusculum
 aW 53-13 Beaver H.S.
 hW 62-16 Church Hill A.C.
 hW 30-14 Elon
 hW 35-13 Elon
 nW 44-27 UNC
 aL 14-30 Virginia
 aW 30-27 Georgetown

aL 28-31 Gallaudet
 hW 23-14 W. Va. Western
 hW 30-28 Wake Forest
 hW 29-16 NC State
 hL 19-25 VMI
 516-306

1916-17

(17-2)

hW 53-9 Daleville College
 hW 38-11 Hampden-Sydney
 hW 39-10 William & Mary
 aW 29-14 Hampden-Sydney
 aW 37-16 Lynchburg YMCA
 hW 49-18 Rand. Macon Acad.
 hW 54-8 Church Hill A.C.
 hW 41-12 Emory & Henry
 hW 59-2 Va. Christian
 hW 32-13 W.Va. Wesleyan
 aW 27-18 NC State
 aL 23-31 UNC
 aW 22-20 Elon
 aL 24-26 Wake Forest
 aW 53-28 Roanoke YMCA
 hW 44-17 Tennessee
 hW 31-12 Wake Forest
 hW 30-22 UNC
 aW 37-22 VMI
 722-309

1917-18

(15-5)

hW 70-18 Daleville College
 hW 53-9 Bridgewater
 hL 19-23 Hampden-Sydney
 hL 20-49 Davidson
 aL 29-36 Hampden-Sydney
 aL 15-35 Lynchburg YMCA
 hW 45-42 Emory & Henry
 hL 13-14 Elon
 hW 30-13 Elon
 hW 60-13 Eastern College
 hW 40-23 Lynchburg A.C.
 aW 23-22 Lynchburg A.C.
 aW 34-29 Roanoke College
 aW 29-10 W & L
 aW 31-26 VMI
 hW 46-16 Wake Forest
 hW 34-15 Tennessee
 hW 61-13 Va. Christian
 hW 26-23 Roanoke College
 hW 29-22 VMI
 707-451

1918-19

(18-4)

hW 48-20 Roanoke YMCA
 hW 57-11 Bridgewater
 hW 40-16 Hampden-Sydney
 hW 22-18 Roanoke College
 hW 55-16 Daleville College
 hW 71-16 Tusculum
 aW 43-29 Lynchburg A.C.
 nL 19-31 VMI
 hW 46-16 Elon
 hW 38-15 Elon
 nW 37-15 W & L
 aW 18-16 Catholic U.
 aL 22-31 Georgetown
 aL 24-28 Gallaudet
 hW 20-17 Davidson
 hW 31-18 Wake Forest
 hL 13-14 Wake Forest
 hW 28-22 UNC
 nW 32-14 UNC
 hW 37-20 VMI
 nW 35-23 W & L
 nW 30-24 VMI
 766-450

1919-20

(14-4)

hW 59-29 Daleville College
 aW 58-23 Roanoke YMCA
 hW 67-8 Hampden-Sydney
 aL 25-31 VMI
 hW 26-18 Auburn
 hW 35-19 Tusculum
 hW 40-9 Tusculum
 hW 59-11 Bridgewater
 hL 19-34 West Va. Wesleyan
 hW 23-14 VMI
 aW 37-18 Lynchburg A.C.
 aW 31-26 Catholic U.
 aW 34-17 Johns Hopkins
 aL 21-26 Delaware
 aW 52-37 Church Hill A.C.
 nW 42-17 NC State
 nW 27-15 W & L
 nL 26-28 VMI
 681-380

YEAR-BY-YEAR RESULTS

1920-21 (19-5)

hW 64-10 Daleville College
hW 25-22 Roanoke College
hW 51-5 Lynchburg College
aW 33-22 Roanoke YMCA
hW 35-7 Hampden-Sydney
hW 34-14 Roanoke College
hW 35-10 The Citadel
nW 25-9 W & L
aL 21-45 VMI
aL 26-32 Lynchburg Elks
hW 37-10 Emory & Henry
aW 31-12 Church Hill A.C.
aW 31-25 Coll. Stars B'mre.
aW 37-24 West Virginia
aW 29-23 Penn State
aL 0-2 Delaware (forf.)
aW 26-20 George Washington
hW 31-15 Georgia Tech
hW 21-18 Trinity (Duke)
hW 29-19 Wake Forest
nW 23-19 Washington & Lee
nW 43-12 NC State
hL 11-26 VMI
nL 25-27 VMI
723-428

1921-22 (14-6)

hW 27-11 Marshall
hW 32-25 Lynchburg College
hW 33-13 Western Md.
aL 20-30 VMI
hW 37-10 Roanoke Elks
hW 40-14 Milligan College
hW 26-19 Tennessee
aW 29-17 Lynchburg Elks
aL 12-24 Richmond Takola
aW 29-28 Catholic U.
aL 33-35 George Washington
aL 14-62 Navy
hW 34-20 Morris-Harvey
nL 32-38 W & L
nW 26-25 VMI
hW 32-20 NC State
hW 48-21 Lenoir Rhyne
hW 38-16 Roanoke College
nL 22-26 Virginia
hW 27-19 VMI
591-473

1922-23 (13-6)

hL 20-28 Washington College
aW 27-18 King College
hW 35-20 Elon
hW 28-9 Hampden-Sydney
aW 22-19 VMI
hW 41-11 Concord St. T.
aL 7-31 W & L
hW 36-12 King College
hW 34-27 Roanoke College
hW 26-25 West Va. Wesleyan
hW 23-19 Carson Newman
nW 42-16 VMI
hL 33-34 Trinity (Duke)
hL 28-29 W & L
hW 38-16 Western Md.
hL 20-21 VMI
nW 22-18 Virginia
nW 26-23 Vanderbilt
nL 23-38 Chattanooga
531-414

1923-24 (5-13)

aL 14-41 Lynchburg College
hL 17-21 Morris-Harvey
aL 11-22 VMI
hL 10-37 Wake Forest
hL 25-33 Elon
nL 21-33 W & L
nL 16-32 Virginia
hL 15-37 Carson Newman
hW 30-29 William & Mary
nL 15-20 VMI
hW 24-12 King College
aL 17-29 Washington & Lee
aW 26-22 Transylvania
aL 14-36 Kentucky
aL 37-47 Centre College
aL 14-29 Marshall
aW 34-20 Morris-Harvey
hW 34-20 Roanoke College
374-521

1924-25 (6-9)

hW 39-21 Concord St. T.
hL 32-47 Wake Forest
aL 29-30 VMI
hW 33-28 King College
aL 18-26 W & L
hW 48-21 Morris-Harvey
aL 32-43 Virginia
hL 32-37 Carson Newman
hW 27-18 VMI
hW 42-19 Elon
hL 20-27 W & L
hL 29-40 Davidson
aL 32-48 Furman
aW 27-13 Clemson
nL 13-42 UNC
453-460

1925-26 (3-10)

hL 14-16 Concord St. T.
hL 17-19 Maryland
hL 19-23 Roanoke College
aL 30-43 W & L
hL 19-34 Virginia
hW 20-18 VMI
aL 23-24 Lynchburg College
aW 25-24 Richmond
aL 24-42 Catholic U.
aL 14-30 Maryland
hW 41-20 W & L
hL 20-27 Carson Newman
aL 19-26 VMI
285-346

1926-27 (6-8)

hW 33-29 King College
hW 40-22 Roanoke College
hW 26-24 Elon
aL 25-34 Virginia
aL 30-34 Roanoke College
aW 33-30 VMI
aL 32-36 UNC
aL 18-31 Duke
aL 24-29 NC State
hW 39-15 Lynchburg College
hL 23-39 W & L
hW 26-20 VMI
aL 40-46 W & L
hL 14-27 Virginia
403-416

1927-28 (5-11)

hW 30-10 King College
hL 20-29 Maryland
hW 30-29 Lynchburg College
aL 24-35 W & L
hW 39-26 Alabama
aL 26-35 Virginia
hL 11-29 VMI
nL 24-47 West Virginia
hL 31-34 Duke
hL 12-38 Virginia
nW 36-17 W & L
hW 37-14 Sewanee
aL 22-35 VMI
aL 26-36 Richmond
aL 10-30 Maryland
aL 33-57 Georgetown
411-501

1928-29 (4-13)

hL 29-36 Elon
aL 19-42 VMI
hW 26-25 Virginia
aL 25-44 W & L
aL 27-33 UNC
aL 27-44 Duke
aL 13-28 Davidson
hW 39-29 Maryland
aL 25-34 Virginia
hW 33-23 VMI
nL 27-49 West Virginia
hL 19-41 Davidson
hL 17-45 W & L
hL 25-26 Hampden-Sydney
hW 22-19 Carson Newman
hL 32-35 Marshall
hL 17-36 W & L
422-589

1929-30 (5-14)

aL 17-30 Roanoke College
hW 43-19 Roanoke College
hL 17-31 NC State
hW 35-29 Emory & Henry
aL 21-28 Virginia
aL 27-44 Maryland
hW 34-31 Virginia
hL 30-31 Elon
hW 39-35 VMI
hL 21-30 UNC
hL 23-27 Sewanee
hL 20-38 Davidson
hW 44-32 William & Mary
hL 23-34 Maryland
aL 21-43 VMI
hL 20-35 W & L
aL 23-41 UNC
aL 18-41 NC State
aL 20-35 W & L
496-634

1930-31 (5-10)

hW 28-21 Virginia
aL 18-22 NC State
aL 17-39 Wake Forest
aW 31-28 UNC
aL 20-22 Davidson
hW 28-27 VMI
aW 39-21 Lynchburg College
aL 25-35 Virginia
aL 16-33 Maryland
hL 24-30 UNC

aL 30-31 VMI
hW 38-35 Emory & Henry
aL 24-37 W & L
hL 27-34 Sewanee
hL 17-37 W & L
382-452

1931-32 (8-9)

hW 27-26 Wake Forest
aL 26-38 UNC
aL 17-33 NC State
hW 37-20 Roanoke College
aL 18-28 W & L
hL 24-35 Virginia
aL 22-26 Virginia
aL 16-51 Maryland
hL 21-30 Maryville
hL 18-22 NC State
hL 20-31 UNC
aW 25-18 VMI
hW 35-18 Catholic U.
hW 22-16 W & L
aW 30-25 Roanoke College
hW 25-17 Marshall
hW 23-18 VMI
406-452

1932-33 (5-10)

hL 20-40 Maryland
hW 34-31 W & L
aL 26-58 UNC
aL 18-46 NC State
aW 38-34 VMI
aL 21-37 Maryland
nL 30-36 Virginia
hL 25-45 NC State
hW 27-22 Davidson
hL 25-31 Duke
aL 32-40 Emory & Henry
hL 40-43 George Washington
aW 37-35 W & L
hW 27-15 VMI
nL 25-32 UNC
425-545

1933-34 (1-15)

hL 14-31 UNC
hL 24-29 Maryland
aL 25-37 Catholic U.
aL 19-40 George Washington
aL 32-34 Maryland
aL 21-42 UNC
aL 30-45 NC State
hL 14-34 Richmond
hL 28-32 Davidson
hW 22-19 VMI
hL 15-45 Duke
aL 31-47 W & L
hL 30-48 W & L
hL 30-46 NC State
aL 26-43 VMI
hL 20-27 Emory & Henry
381-599

1934-35 (3-16)

hL 25-42 Kroger Bl. Dev.
hL 9-29 UNC
hW 29-17 Roanoke College
hL 17-37 Richmond
aL 19-49 W & L
hL 24-29 Virginia
aL 17-29 NC State

aL 25-32 Duke
 aL 13-29 UNC
 aL 25-40 VMI
 hW 30-24 William & Mary
 hL 19-27 Duke
 hL 22-29 W & L
 hL 21-40 NC State
 aL 20-40 Richmond
 aL 26-42 William & Mary
 aL 31-54 Virginia
 aL 24-26 Roanoke College
 hW 25-24 VMI
 421-639

**1935-36
 (5-16)**

hW 42-16 Roanoke YMCA
 hL 13-27 Natl. Bus. College
 hL 21-40 UNC
 hL 28-36 William & Mary
 hW 31-26 VMI
 aL 23-24 Roanoke College
 aL 18-50 W & L
 aL 26-34 UNC
 aL 28-44 NC State
 aL 20-40 Duke
 hL 44-46 NC State
 hL 32-46 Clemson
 hL 22-42 W & L
 aW 26-15 Hampden-Sydney
 aL 36-42 William & Mary
 aL 26-30 Virginia
 hW 35-30 Davidson
 hW 27-23 Hampden-Sydney
 hL 30-39 Roanoke College
 aL 33-44 Natl. Bus. College
 aL 36-38 VMI
 597-732

**1936-37
 (6-11)**

hW 36-29 William & Mary
 hL 26-38 UNC
 aW 28-27 Rand. Macon Acad.
 aW 38-30 William & Mary
 aL 22-32 Richmond
 aL 30-52 W & L
 aL 25-55 Catholic U.
 aL 17-45 Navy
 aL 22-30 VMI
 hL 24-36 NC State
 hL 24-38 W & L
 nW 29-28 Virginia
 aL 29-38 NC State
 aL 25-41 UNC
 nL 22-40 Virginia
 hW 32-37 Richmond
 hW 32-31 VMI
 461-617

**1937-38
 (6-8)**

hW 29-25 William & Mary
 hL 32-38 UNC
 hW 22-19 Richmond
 aW 41-31 William & Mary
 aL 22-25 Richmond
 aL 34-52 W & L
 aL 23-29 American U.
 aL 35-42 Maryland
 aL 38-43 Virginia
 hW 28-35 VMI
 hW 35-32 Virginia
 hL 24-32 W & L
 hW 52-45 Rand. Macon Acad.
 aL 23-29 VMI
 438-467

**1938-39
 (3-14)**

hL 33-46 William & Mary
 hW 32-31 Richmond
 aL 35-46 Duke
 aW 36-35 UNC
 aL 29-66 W & L
 aL 36-54 VMI
 aL 16-45 Virginia
 hL 31-47 Marshall
 aL 26-44 Richmond
 aL 30-57 William & Mary
 hL 30-43 VMI
 nL 40-55 Davidson
 aL 35-52 NC State
 hW 35-33 Rand. Macon Acad.
 hL 25-39 Virginia
 hL 26-31 Hampden-Sydney
 hL 51-65 W & L
 546-789

**1939-40
 (4-15)**

nW 31-24 House of David
 nL 25-46 UNC
 hL 25-34 W & L
 hW 33-18 Hampden-Sydney
 aL 41-49 Maryland
 aL 30-74 George Washington
 hW 51-43 Natl. Bus. College
 aL 22-42 W & L
 hL 25-34 Virginia
 hL 28-45 Marshall
 aL 39-41 Richmond
 aL 33-38 William & Mary
 hL 28-35 Catawba
 hL 32-41 Richmond
 hW 40-32 VMI
 nL 33-39 Natl. Bus. College
 hL 29-49 William & Mary
 aL 35-50 VMI
 aL 27-42 Virginia
 607-776

**1940-41
 (8-13)**

aW 42-41 Langley Fld.
 nL 38-39 Naval Trng. Sta.
 aL 39-41 Apprentice School
 hW 67-38 Naval Trng. Sta.
 hL 51-54 William & Mary
 nL 29-41 W & L
 nL 35-49 Virginia

aL 30-37 W & L
 aL 35-60 UNC
 nW 57-41 Davidson
 hW 54-35 NC State
 hW 58-45 U. New Mexico
 aL 35-36 Richmond
 aL 50-52 William & Mary
 aL 52-60 VMI
 hL 31-33 VMI
 hL 39-40 Virginia
 hW 37-31 Richmond
 aW 42-33 American U.
 aW 48-39 Maryland
 nL 37-54 George Washington
 906-899

**1941-42
 (10-10)**

aW 63-53 Emory & Henry
 hW 50-38 Emory & Henry
 aL 41-52 Naval Trng. Sta.
 aW 59-44 Langley Field
 aW 41-36 Apprentice School
 nL 27-29 W & L
 hL 29-34 William & Mary
 hL 33-35 W & L
 nW 42-25 Virginia
 hW 55-27 Hampden-Sydney
 nW 49-35 Citadel
 aW 45-39 William & Mary
 aL 39-44 Richmond
 hW 28-26 VMI
 hL 33-34 Richmond
 aL 42-43 VMI
 hL 36-58 Virginia
 hW 57-42 Furman
 aL 50-67 Duke
 aL 43-54 NC State
 862-815

**1942-43
 (7-7)**

aW 39-38 Emory & Henry
 hW 51-33 Emory & Henry
 hW 49-34 William & Mary
 aL 33-43 VMI
 hL 35-38 UNC
 hL 37-50 Bolling Field
 aL 40-43 NC State
 aL 70-78 Duke
 aW 44-40 NC Pre-Flight
 hW 42-37 W & L
 nW 62-46 Virginia
 hL 38-42 VMI

aL 25-55 William & Mary
 aW 47-38 W & L
 612-615

**1943-44
 (11-4)**

aW 42-36 Emory & Henry
 nL 55-63 Virginia
 aL 29-60 NC Pre-Flight
 aL 29-42 UNC
 aW 31-26 Woodrow Wilson
 aW 46-20 VMI
 hW 46-24 Blackstone A.A.
 hW 53-30 Woodrow Wilson
 hW 39-17 VMI
 hW 46-22 William & Mary
 hW 44-24 Emory & Henry
 aW 43-40 Apprentice School
 aW 58-29 William & Mary
 nW 38-34 Davidson
 nL 24-39 UNC
 623-506

**1944-45
 (6-8)**

hW 57-34 Bridgewater
 hL 34-39 Emory & Henry
 hW 47-41 Concord State
 hL 30-55 UNC
 hL 34-44 Virginia
 aL 28-60 UNC
 hW 42-23 VMI
 aL 40-55 Hampden-Sydney
 aL 30-41 William & Mary
 aL 27-37 Emory & Henry
 hW 41-35 Hampden-Sydney
 nL 41-48 Milligan
 hW 57-55 Milligan
 aW 57-34 VMI
 565-601

**1945-46
 (11-8)**

hW 60-19 Lynchburg College
 hL 40-48 UNC
 hL 52-62 Old Dominion
 aL 29-57 Virginia
 hW 58-28 VMI
 aW 43-26 Woodrow Wilson
 aW 40-33 Richmond
 hW 48-24 VMI
 hW 31-25 Richmond
 aL 27-40 McGuire Gen.
 hW 69-31 Roanoke College
 aL 46-64 Old Dominion
 aL 42-63 UNC
 hW 51-45 William & Mary
 hW 69-23 W & L
 hL 48-57 George Washington
 aW 59-45 Roanoke College
 nW 2 39-33 George Washington
 nL 2 38-44 Duke
 889-767

**1946-47
 (13-13)**

aW 52-41 Bristol YMCA
 aW 53-42 Catholic U.
 aL 45-48 American
 aW 55-39 Quantico
 hW 42-35 House of David
 hW 67-25 Lynchburg College
 hW 46-41 Roanoke College
 hW 51-22 Emory & Henry
 aW 53-52 VMI
 hL 49-57 Maryland
 hL 46-53 W & L
 aW 51-40 Roanoke College
 hL 52-58 Virginia
 hW 60-50 Hampden-Sydney



War Memorial Gymnasium was home to Tech basketball for many years.

YEAR-BY-YEAR RESULTS

aL 45-59 Richmond
 aL 41-50 William & Mary
 aL 40-52 Duke
 aL 51-57 UNC
 aL 60-75 Hanes Hosiery
 hW 54-40 Richmond
 hW 56-52 William & Mary
 hW 47-41 VMI
 aL 42-55 Maryland
 aL 49-66 George Washington
 aL 57-71 Hampden-Sydney
 aL 54-74 W & L
 1318-1285

1947-48 (14-9)

nW 1 58-46 Old Dominion
 aL 51-66 Georgetown
 aL 53-57 Quantico
 aW 48-42 Bristol YMCA
 hL 31-39 UNC
 hW 59-41 William & Mary
 aW 54-49 Virginia
 hW 44-43 Roanoke College
 aL 45-52 Duke
 aL 36-68 UNC
 hL 58-60 George Washington
 hW 71-49 Hampden-Sydney
 aW 50-39 VMI
 aW 51-46 Richmond
 aL 42-46 William & Mary
 aL 35-42 Roanoke College
 hW 75-49 W & L
 hW 55-48 Richmond
 hW 57-43 Virginia
 aW 57-55 Hampden-Sydney
 aW 55-47 W & L
 hW 59-51 VMI
 nL 2 40-61 UNC
 1184-1139

1948-49 (10-13)

aL 44-55 Roanoke Rebels
 aL 49-65 Quantico
 aL 37-54 George Washington
 aL 51-60 Maryland
 aL 48-56 Roanoke Rebels
 hL 48-56 UNC
 hW 56-46 Duke
 hW 54-52 William & Mary
 aL 58-66 W & L
 aL 52-65 Duke
 aL 59-78 UNC
 hL 48-51 Richmond
 hW 52-50 Virginia
 aW 48-38 Roanoke College
 aL 47-62 William & Mary
 aW 52-47 Richmond
 hW 66-53 VMI
 aW 66-64 Virginia
 hW 68-54 W & L
 hW 64-55 Roanoke College
 aL 58-64 Hampden-Sydney
 aW 59-48 VMI
 hL 66-68 Hampden-Sydney
 1205-1307

1949-50 (16-9)

aW 70-57 Kane's Rebels
 aL 58-72 Loyola College
 aL 52-84 St. John's
 aL 53-73 Long Island U.
 hW 63-57 Maryland
 hW 62-48 UNC



Harry Bushkar was the Virginia Player of the Year in 1946.

nL 27 56-60 Davidson
 hW 78-48 Roanoke College
 hW 71-59 George Washington
 aW 58-39 Roanoke College
 aW 64-50 Virginia
 aL 69-73 W & L
 aW 73-41 VMI
 aL 53-66 UNC
 aL 56-81 NC State
 hW 61-51 Richmond
 hW 75-53 Hampden-Sydney
 hW 80-71 W & L
 aW 74-39 Richmond
 aL 50-64 William & Mary
 hW 78-64 Virginia
 hW 60-47 William & Mary
 hW 78-58 VMI
 aW 84-83 Hampden-Sydney
 nL 10 42-67 NC State
 1618-1505

1950-51 (19-10)

aW 83-63 Kane's Rebels
 nL 11 50-57 Eastern Kentucky
 hW 79-53 Little Creek Navy
 hW 89-64 Norfolk Navy
 aL 49-63 Duquesne
 aL 65-73 St. Francis
 aL 67-78 West Virginia
 aW 71-61 Roanoke College
 aW 79-74 Fort Meyer
 aL 64-67 Quantico
 aW 91-75 Hampden-Sydney
 aW 60-59 Virginia
 hW 94-81 Roanoke College
 nW 1 68-64 South Carolina
 aW 66-57 Maryland
 aW 86-71 George Washington
 hW 58-57 W & L
 aL 66-114 NC State
 aL 58-61 W & L
 hW 79-72 West Virginia
 aL 67-73 William & Mary
 aW 86-76 Richmond
 hW 85-60 VMI
 hW 93-62 Virginia
 hW 83-61 Richmond
 hW 94-83 Hampden-Sydney
 hW 82-77 William & Mary
 aL 76-79 VMI
 nL 2 61-64 Duke
 2249-1995

1951-52 (4-16)

aL 43-95 Eastern Kentucky
 aL 53-78 West Virginia
 aL 64-78 Roanoke Rebels
 aL 74-77 Roanoke College
 aL 71-76 W & L
 hL 74-88 George Washington
 aL 70-84 Hampden-Sydney
 aL 58-67 Davidson
 aL 60-71 South Carolina
 hW 90-62 Virginia
 aL 70-83 Richmond
 aL 79-85 William & Mary
 hW 60-54 Richmond
 nW 12 87-85 W & L
 aW 73-54 VMI
 hL 82-99 West Virginia
 hL 76-86 William & Mary
 aL 59-74 Virginia
 hL 53-56 VMI
 hL 82-83 Hampden-Sydney
 1378-1535

1952-53 (4-19)

aL 75-84 High Point
 aL 61-73 Elon
 aL 57-113 Marshall
 aL 42-83 Eastern Kentucky
 nL 12 66-69 South Carolina
 hL 55-92 West Virginia
 aL 46-65 Maryland
 aL 59-105 George Washington
 hW 85-68 W & L
 aL 95-108 Virginia
 aL 62-86 West Virginia
 aL 74-91 William & Mary
 aL 54-86 Richmond
 hL 74-76 W & L
 hL 56-70 Maryland
 hL 72-75 Furman
 hW 83-67 VMI
 hL 71-77 Richmond
 hL 65-81 George Washington
 hL 85-87 Virginia
 aL 64-90 VMI
 hW 75-74 William & Mary
 hW 71-62 Davidson
 1547-1883

1953-54 (3-24)

aL 55-82 Wake Forest
 aW 68-61 Davidson
 aL 75-103 Furman
 aL 55-93 George Washington
 aL 52-60 Maryland
 nL 4 54-63 Richmond
 nL 4 81-97 Virginia
 aL 62-91 NC State
 aL 45-82 Duke
 hL 40-73 George Washington
 hL 73-95 Virginia
 hL 69-87 Davidson
 aL 75-99 Richmond
 aL 66-82 William & Mary
 aL 68-111 West Virginia
 hL 41-54 Maryland
 hL 52-66 William & Mary
 hW 65-62 W & L
 aL 78-82 VMI
 nL12 53-107 Duke
 hL 61-83 Richmond
 nL 51-96 NC State
 nL13 67-101 West Virginia

aL 69-78 Virginia
 hW 85-70 Citadel
 aL 62-72 W & L
 hL 63-64 VMI
 1685-2214

1954-55 (7-20)

aL 71-78 Elon College
 aW 91-69 Citadel
 aW 98-87 Col. Charleston
 aW 71-70 Davidson
 aL 68-76 Lenoir-Rhyne
 nW 4 88-77 Rutgers
 nL 4 57-84 Richmond
 nL 4 67-82 William & Mary
 aL 82-98 West Virginia
 aL 61-63 Richmond
 aL 63-88 W & L
 hL 68-70 Davidson
 hL 69-75 William & Mary
 aL 60-95 George Washington
 hL 61-64 West Virginia
 aL 87-125 Furman
 aL 73-90 South Carolina
 hL 58-60 Furman
 hL 65-70 Richmond
 aL 73-105 William & Mary
 hL 67-82 W & L
 hL 57-82 George Washington
 aL 74-76 VMI
 hL 59-107 Virginia
 hW 88-53 Citadel
 hW 78-70 VMI
 aW 78-72 Virginia
 1932-2168

1955-56 (14-11)

hW 105-53 Guilford
 aL 68-85 Furman
 aW 97-64 Citadel
 aL 76-78 Davidson
 aW 108-75 Guilford
 nL 4 60-64 Seton Hall
 nL 4 85-103 Virginia



Chuck Noe coached the Hokies for seven seasons starting in 1955.

nW 4 80-59 Rhode Island
 aL 66-71 Virginia
 hW 89-73 Davidson
 hW 63-61 George Washington
 aL 57-66 William & Mary
 aW 60-49 W & L
 aL 70-92 George Washington
 hL 60-66 Richmond
 hW 76-64 Virginia
 aW 64-56 VMI
 aL 62-84 West Virginia
 hW 68-64 W & L
 hW 73-71 Furman
 aW 73-71 Richmond
 hL 74-79 William & Mary
 hW 103-47 Citadel
 hW 95-56 VMI
 nL 4 70-84 Furman
 1906-1729

**1956-57
 (14-8)**

hW 79-71 Richmond
 aL 88-91 Furman
 aW 72-68 Citadel (OT)
 nL 21 55-56 Kentucky
 nL 21 47-62 Alabama
 hL 81-85 Furman

hW 83-72 Citadel
 aL 70-72 William & Mary
 aW 49-47 Richmond
 hW 86-60 Davidson
 nL 13 54-59 West Virginia
 hW 70-56 Virginia
 aW 83-67 George Washington
 hW 66-56 W & L
 hW 94-83 William & Mary
 aW 54-46 W & L
 hW 80-42 VMI
 hW 82-63 George Washington
 aW 82-70 VMI
 aL 55-71 Davidson
 nW 4 64-56 William & Mary
 nL 4 54-68 W & L
 1548-1421

**1957-58
 (11-8)**

hL 62-72 Richmond
 aL 54-55 Citadel (OT)
 aL 58-65 Tulane
 aW 70-59 Georgia Tech
 aL 73-74 Richmond
 aL 66-80 Virginia
 aW 86-63 VMI
 hW 96-60 W & L

aW 87-75 William & Mary
 aW 64-51 Davidson
 hW 102-76 Furman
 hL 54-70 George Washington
 aW 78-64 W & L
 hW 90-58 Davidson
 hW 75-44 Citadel
 aL 72-76 George Washington
 hW 72-68 William & Mary
 hW 99-82 VMI
 nL 4 61-79 William & Mary
 1419-1271

**1958-59
 (16-5)**

hW 85-73 Virginia
 aL 70-78 Marshall
 aW 95-80 Furman
 nW 16 93-52 Spring Hill
 nW 16 67-64 Centenary
 nL 16 66-71 La. Tech (OT)
 aW 69-60 Richmond
 hW 86-81 George Washington
 hW 105-24 W & L
 nW 6 93-80 Marshall
 hW 91-70 Davidson
 aL 58-59 William & Mary
 aL 78-81 VMI
 hW 74-68 William & Mary
 hW 76-69 Citadel
 aW 94-63 Davidson
 hW 104-66 Richmond
 aW 91-84 George Washington
 aW 78-51 W & L
 hW 118-60 VMI
 nL 4 67-85 George Washington
 1758-1419

**1959-60
 (20-6)**

hW 75-62 George Washington
 aW 80-72 Virginia
 nL 15 80-85 Marshall
 nW 15 78-74 Tennessee Tech
 aW 74-56 E. Tennessee St.
 aL 57-62 Tulane
 nW 21 82-61 Mississippi State
 aW 73-65 Richmond
 nW 6 79-72 Marshall
 hW 96-51 Davidson
 aW 92-91 William & Mary (OT)
 aW 95-93 VMI (OT)
 aW 89-78 Navy
 hW 107-77 Furman
 aL 59-77 Dayton
 aL 46-48 Toledo (OT)
 aL 90-105 George Washington
 aW 84-75 Davidson
 hW 82-66 William & Mary
 aW 86-74 Citadel
 hW 85-53 Richmond
 hW 100-71 VMI
 aW 100-87 Furman
 aW 78-58 Richmond
 nW 4 88-52 George Washington
 nL 4 72-82 West Virginia
 2127-1817

**1960-61
 (15-7)**

hW 76-54 Richmond
 hW 105-59 Davidson
 nL 14 73-76 Auburn
 nW 14 81-54 Baylor
 nW 19 106-75 South Carolina
 aW 73-63 Citadel
 aL 56-74 Alabama
 hW 77-72 Furman
 hW 78-63 VMI
 aL 60-74 William & Mary
 aL 72-83 West Virginia

aL 84-100 Wake Forest
 hW 116-93 Citadel
 aL 79-81 Richmond
 aW 86-85 VMI
 aW 99-77 George Washington
 hW 85-67 William & Mary
 aW 79-72 Davidson
 hW 105-70 Virginia
 hW 98-92 George Washington
 aW 103-81 Furman
 nL 4 83-84 George Washington
 1874-1649

**1961-62
 (19-6)**


aL 74-80 George Washington
 aL 70-73 NYU
 nW 14 70-65 Alabama
 nL 14 63-77 Auburn
 nW 22 79-78 Vanderbilt
 nW 22 78-69 Florida
 hW 91-67 Alabama
 aW 97-75 VMI
 aL 81-85 West Virginia
 aW 63-49 William & Mary
 hW 67-54 Richmond
 aW 92-59 Virginia
 hW 83-73 Tennessee
 aL 83-89 Furman
 hW 85-82 West Virginia
 hW 111-86 East Carolina
 hW 74-72 Furman
 hW 87-81 Wake Forest
 hW 104-65 William & Mary
 hW 85-71 VMI
 aW 76-69 Richmond
 hW 91-75 George Washington
 nW 4 101-83 Citadel
 nW 4 70-66 VMI
 nL 4 72-88 West Virginia
 2047-1831

**1962-63
 (12-12)**

aW 80-77 Kentucky
 hW 76-88 Richmond
 hW 77-71 William & Mary (OT)
 hW 82-65 Mississippi State
 aL 72-80 Vanderbilt (OT)
 nL 22 72-73 Georgia Tech (OT)
 nL 22 67-69 Rice
 hW 71-63 Virginia
 hW 74-70 VMI
 aL 63-78 William & Mary
 aL 63-76 Wake Forest
 hL 61-66 Furman
 aL 83-86 West Virginia
 aW 75-73 Virginia
 hW 79-75 George Washington
 aW 77-66 VMI
 hL 76-79 West Virginia
 aW 90-72 Richmond
 hL 61-64 Wake Forest
 aL 73-82 George Washington
 aL 64-70 Furman
 hW 81-73 East Carolina
 nW 4 74-72 William & Mary
 nL 4 67-75 Davidson
 1758-1743

**1963-64
 (16-7)**

hW 77-53 Richmond
 aW 93-77 Mississippi State
 hW 81-75 Georgia
 hW 72-64 LSU
 hL 60-81 Tennessee
 hW 83-76 George Washington
 hW 62-60 Virginia
 aL 89-96 George Washington
 hW 75-65 Furman
 hW 77-72 Wake Forest
 aW 73-66 William & Mary
 aW 90-88 UNC (2OT)



Chris Smith, who was a great rebounder from 1958-61, is a charter member of the Virginia Tech Sports Hall of Fame.

YEAR-BY-YEAR RESULTS



Charlie Thomas led the Hokies in field goal percentage in the 1970-71 season.

hW 72-68 East Carolina
aW 78-62 Virginia
aL 87-96 Georgia
hL 73-81 West Virginia
aW 103-85 Richmond
hW 90-86 William & Mary (OT)
aL 82-85 Wake Forest
hW 79-54 Navy
aW 78-75 Furman
aL 77-79 West Virginia
nL 4 62-64 George Washington
1813-1708

1964-65 (13-10)

nL 42 63-98 Duke
nL 42 69-74 Pittsburgh
nL 42 84-99 Duquesne
hW 69-64 Vanderbilt
aL 74-75 Wake Forest
hL 53-72 Alabama
hW 104-75 Mississippi State
hL 90-94 Citadel (OT)
hW 73-56 Virginia
hL 85-86 Wake Forest
aW 89-75 William & Mary
hW 68-58 Richmond
hW 89-63 East Carolina
hW 104-81 Furman
hW 82-74 West Virginia
aW 94-74 Richmond
aW 102-82 Furman
hW 92-74 George Washington
aL 83-84 George Washington

hW 76-57 William & Mary
aL 72-127 West Virginia
nW 18 103-63 Richmond
nL18 59-70 William & Mary
1878-1775

1965-66 (19-5)

nL17 79-112 Duke
aW 94-88 Purdue (OT)
hW 79-59 Mississippi State
hW 95-63 William & Mary
hW 91-88 Massachusetts
hW 72-62 Clemson
nW 25 101-74 Texas A&M
nW 25 91-90 Wichita
nL 25 90-99 Oklahoma City
aW 76-69 William & Mary
hW 88-73 Richmond
hW 100-74 Pittsburgh
aW 82-75 George Washington
hW 83-64 East Carolina
aW 90-87 Clemson
hW 91-77 Toledo
aL 81-82 Richmond
aL 65-79 Virginia
hW 68-58 Richmond
aW 81-75 UNC
aW 67-61 Citadel
hW 82-61 George Washington
aW 90-83 Wake Forest
nL 24 73-88 Temple
2051-1896

1966-67 (20-7)

nW 18 85-71 Duke
hW 79-63 Purdue
aL 75-78 Wake Forest (OT)
hW 99-77 Eastern Kentucky
hW 76-61 Richmond
nW 22 67-65 Penn State
nL 22 73-92 Florida
aW 96-69 William & Mary
hW 82-70 Wake Forest
nW 18 74-68 Davidson
hW 91-62 East Carolina
hL 68-70 Clemson
aW 77-60 Pittsburgh
hW 100-65 Loyola (Md.)
hW 84-79 William & Mary (OT)
hW 78-70 George Washington
aW 89-71 Richmond
hW 87-47 Ohio University
aW 78-66 George Washington
aL 33-43 East Carolina
hW 87-80 Richmond
aL 78-110 UNC
hW 76-60 Virginia
aL 71-90 Toledo
nW 23 82-76 Toledo
nW 23 79-70 Indiana
nL 23 66-71 Dayton (OT)
2130-1904

1967-68 (14-11)

nL 22 66-74 Duke
aL 76-89 UNC
aL 70-92 Alabama
hW 71-67 Wake Forest
nL 26 77-90 Yale
hW 75-59 NYU
nW 25 103-76 Idaho State
nL 25 64-97 Brigham Young
nL 25 61-76 Auburn
aW 74-65 Ohio U.
aW 84-82 Virginia
hW 90-70 William & Mary
aW 80-71 Richmond
hW 92-54 Loyola
aL 61-78 Villanova
aW 101-78 Clemson
hW 84-74 Eastern Kentucky
aL 76-81 Davidson
hW 76-65 Toledo
hL 70-80 UNC
hW 91-71 Richmond
aW 78-72 William & Mary (OT)
hW 77-71 Bowling Green
aL 79-120 Houston
aL 78-88 Tulane
1954-1940

1968-69 (14-12)

nL 17 76-87 Duke
nL 28 70-81 West Virginia
hW 77-74 Florida State
nW 19 83-72 William & Mary
nW 19 85-74 Virginia
nW 47 79-58 Delaware
nL 47 63-66 Baylor
aW 88-87 East Carolina (OT)
aW 75-60 William & Mary
hW 77-67 Richmond
aL 77-99 UNC
hW 77-46 William & Mary
hL 57-70 Villanova
hW 84-74 Appalachian State
aL 65-73 Eastern Kentucky
hW 86-75 Clemson

aL 76-105 Toledo
aL 77-83 Bowling Green
hW 67-54 UT Arlington
aL 71-79 Wake Forest
hW 68-64 Virginia
aL 77-78 Richmond
aL 71-79 Davidson
hW 79-76 Tulane
aL 77-82 West Virginia
hW 74-68 Houston
1956-1930

1969-70 (10-12)

nL 17 63-66 Duke (2OT)
hW 76-65 William & Mary
hL 63-78 NC State
nL 29 79-84 William & Mary
nL 22 45-48 Florida
nL 22 55-57 Army
hW 69-59 Richmond
hW 57-53 Bucknell
aL 71-81 Virginia
aW 92-72 William & Mary
aW 66-59 Richmond
hW 91-74 Eastern Kentucky
aL 79-87 Clemson
aL 54-86 South Carolina
aL 73-83 Florida State
nW 28 76-75 West Virginia
hL 66-73 Davidson (OT)
hW 102-69 Loyola (Baltimore)
hW 94-78 Wake Forest
hL 79-83 Appalachian State
aL 70-98 UNC
hW 80-78 West Virginia
1680-1678

1970-71 (14-11)

nW 29 88-78 William & Mary
nL 29 59-68 Virginia
hW 89-66 Appalachian State
aL 87-94 NC State (OT)
aL 75-104 Duke
hL 76-78 South Carolina
nL 30 74-83 E. Tennessee St.
nW 30 77-57 Richmond
aL 81-92 Wake Forest
hW 93-74 Virginia
hW 87-77 George Washington
aL 73-74 Richmond (2OT)
aL 79-86 Eastern Kentucky
hW 76-66 Clemson
hW 89-58 Richmond
aW 74-62 William & Mary
hW 91-63 William & Mary
aW 102-85 Tulane
aW 82-75 Tampa
nL 28 82-93 West Virginia
aL 53-56 Clemson
hW 86-80 Ohio University
hW 73-52 Kent State
hW 106-85 Georgia Southern
aL 95-104 West Virginia
2047-1910

1971-72 (16-10)

hW 83-58 Richmond
aL 60-93 UNC
hW 92-80 Appalachian State
aL 76-77 South Carolina
nW 1 82-54 Richmond
nL 1 56-57 VMI
nW 18 77-73 Rutgers
aL 73-83 Davidson
nL 73-83 Duke

aW 67-66 American
 nL 30 62-66 Texas A&M (OT)
 hW 70-60 Wake Forest
 hW 81-79 Georgia Southern
 aL 79-88 Ohio U.
 aL 73-85 Clemson
 aW 105-101 West Virginia (3OT)
 hW 87-65 William & Mary
 hW 48-44 Clemson
 aW 82-65 Richmond
 aL 85-107 Virginia
 aW 90-69 William & Mary
 hW 76-55 Tulane
 hW 72-70 Loyola (Md.)
 aW 70-63 Kent State
 hL 82-83 West Virginia
 hW 103-75 Eastern Kentucky
 2004-1899

**1972-73
 (22-5)**

hW 99-58 Appalachian State
 nL 82-96 UNC
 aW 98-77 William & Mary
 hW 78-67 E. Tennessee St.
 aW 67-62 Ohio State
 hW 71-61 Richmond
 aW 3 81-80 Old Dominion
 nW 3 77-71 Stanford
 aW 96-93 St. Bonaventure
 hW 81-68 South Carolina
 hW 100-90 Ga. Southern
 aL 75-92 Florida
 hW 127-92 William & Mary
 hW 91-82 Florida State
 aW 71-67 Wake Forest
 aL 72-81 Eastern Kentucky
 hW 102-89 Northern Illinois
 aW 86-88 West Virginia
 aL 93-94 Richmond (2OT)
 hW 117-89 George Washington
 aL 74-89 Toledo
 hW 87-83 Virginia
 hW 76-53 West Virginia
 nW 24 65-63 New Mexico
 nW 24 77-76 Fairfield
 nW 24 74-73 Alabama
 nW 24 92-91 Notre Dame (OT)
 2309-2195

**1973-74
 (13-13)**

hW 62-51 VMI
 aL 74-76 Auburn
 aL 64-75 Alabama
 hW 68-67 Ohio State
 nL 18 78-83 UNC
 hW 85-74 Florida
 nL25 66-85 Houston
 nL25 74-79 Weber State
 nW25 102-66 Southwestern
 hW 92-65 Eastern Kentucky
 hW 77-75 St. Bonaventure
 aL 80-85 Florida State
 hW 82-80 West Virginia
 hL 68-70 Oral Roberts
 hW 72-68 Richmond
 aW 75-74 Northern Illinois
 hW 80-61 William & Mary
 hL 58-64 Wake Forest
 hW 80-69 Toledo
 aW 72-54 William & Mary
 aL 86-90 Richmond
 aL 83-94 West Virginia
 aL 71-82 South Carolina
 hW 75-65 Mercer
 aL 70-84 Virginia
 aL 81-88 George Washington (2OT)
 2064-2005

**1974-75
 (16-10)**


aW 96-64 VMI
 aW 86-85 Florida
 aL 72-75 Vanderbilt
 nW 32 73-66 Austin Peay
 hW 83-82 Auburn
 aW 72-71 Ohio State
 aL 63-84 Michigan
 nW 33 88-77 Washington
 hL 73-77 Alabama
 hW 107-87 Vermont
 aL 69-88 St. Bonaventure
 hL 77-81 South Carolina
 hW 74-73 Virginia
 aW 87-86 West Virginia (OT)
 hW 60-48 Fairleigh Dickinson
 aW 83-69 Richmond
 aL 69-76 William & Mary
 aL 72-90 Wake Forest
 aW 90-81 Eastern Kentucky
 hW 87-74 DePaul
 hW 106-79 Richmond
 hW 101-75 William & Mary
 hL 75-87 UNC
 aL 81-85 Oklahoma City
 aL 68-93 Oral Roberts
 hW 78-68 West Virginia
 2090-2021

**1975-76
 (21-7)**

hW 94-67 Sewanee
 hW 89-44 Akron
 aL 75-88 UNC
 hW 90-60 Florida
 hW 112-71 Morehead State
 nW 34 87-60 Oregon
 aL 74-101 Indiana
 hW 99-85 Vanderbilt
 nW 1 115-74 St. Bonaventure
 hW 112-67 Birmingham So.
 aW 72-71 Memphis State
 hW 114-80 West Virginia
 nW 4 91-69 Virginia
 hW 86-58 Jacksonville
 nL 17 72-79 Duke
 hW 108-82 Marshall
 aW 81-78 West Virginia
 hW 105-79 William & Mary
 hW 87-66 Oklahoma City
 hW 86-66 Ohio University
 hW 80-73 George Washington
 aW 50-48 William & Mary
 aL 61-68 Marquette
 aL 65-73 DePaul
 hW 102-95 Wake Forest
 aL 75-79 Virginia (2OT)
 aW 92-81 Syracuse
 nL 23 67-77 Western Mich. (OT)
 2441-2039

**1976-77
 (19-10)**

hW 92-62 Marietta
 hW 98-70 Charleston Baptist
 aL 73-74 West Virginia
 hW 84-77 Ohio State
 nL 1 77-81 UNC
 aW 76-75 Dayton
 nL 35 78-108 Alabama
 hW 92-55 Northern Illinois
 nW 4 59-58 Richmond
 nW 4 65-60 Virginia
 hW 96-71 Texas Wesleyan
 aL 82-94 St. Bonaventure
 nL 36 50-55 Virginia
 aW 74-68 Jacksonville
 hL 70-77 Oral Roberts
 hW 88-56 Fairleigh Dickinson
 aW 84-81 Marshall



Duke Thorpe led the Hokies in scoring and rebounding in the 1976-77 season.

hW 99-79 Wis.-Milwaukee
 hL 78-86 West Virginia
 aW 75-73 George Washington (OT)
 hW 70-69 Memphis State
 hW 89-74 Army
 hW 122-70 Birmingham So.
 aL 77-83 Ohio U.
 aW 98-97 Wake Forest (OT)
 nW 1 71-62 Virginia
 hL 70-75 Marquette
 hW 24 83-79 Georgetown
 nL 24 72-79 Alabama
 2342-2146

**1977-78
 (19-8)**

hW 104-73 Ohio Northern
 hW 111-71 Ohio Wesleyan
 nW 4 86-76 Richmond
 aW 84-75 Penn State
 hW 88-66 New Hampshire
 aW 76-75 Vanderbilt
 hW 95-52 Brown
 hW 81-79 George Washington
 nL 1 79-86 Duke
 hW 94-89 St. Bonaventure
 hW 99-88 West Virginia
 hW 85-70 Canisius
 nL 1 62-66 Virginia
 aW 70-68 Oral Roberts
 aW 100-80 Samford
 hW 77-69 Upsala
 aL 70-71 South Carolina
 hW 87-71 Syracuse
 hW 109-75 Ark.-Little Rock

nL 18 68-83 NC State
 nL 18 88-101 UNC
 nW 4 71-63 VCU
 nL 4 68-76 Virginia
 hW 105-83 Ohio University
 hL 74-88 Wake Forest
 aL 88-89 West Virginia
 hW 95-77 East Carolina
 2314-2060

**1978-79
 (22-9)**

hW 119-66 Buffalo St.
 hW 101-68 Samford
 nW 1 79-66 VMI
 hW 84-59 William & Mary
 aW 91-88 Old Dominion
 nW 1 90-71 St. Louis
 nW 1 81-69 Delaware
 hW 77-60 James Madison
 aW 62-60 New Orleans
 hL 68-72 Cincinnati
 aL 76-95 St. Bonaventure
 aL 82-83 West Virginia
 hW 83-68 Penn State
 nL 4 78-93 Virginia
 hW 100-80 Richmond
 aL 72-82 Louisville
 hW 113-51 CCNY
 nL 18 88-97 NC State
 nL 18 80-92 UNC (OT)
 hW 91-85 Old Dominion
 nL 1 72-78 Virginia
 aW 55-49 William & Mary
 hW 104-84 Ga. Southern

YEAR-BY-YEAR RESULTS

aW 76-75 Cincinnati
 hW 73-61 West Virginia
 aW 93-91 Richmond
 nW 37 80-74 Cincinnati
 nW 37 72-68 Louisville
 nW 37 68-60 Florida State
 nW 23 70-53 Jacksonville
 nL 23 69-86 Indiana State
 2547-2284

1979-80 (21-8)

hW 87-62 Campbell
 hW 101-88 Liberty Baptist
 hW 82-72 E. Tennessee St.
 nW 1 93-84 Miami (Ohio)
 nW 1 67-62 Georgia Tech
 nW 21 71-58 Tulane
 nL 21 66-70 Mississippi
 aW 66-61 St. Louis
 hL 69-70 Memphis St. (OT)
 hW 73-71 West Virginia (OT)
 hW 89-61 New Orleans
 nL 4 58-65 Virginia
 aW 61-59 Cincinnati
 aW 79-77 Florida State
 hW 97-57 Cincinnati
 aW 78-62 Ohio University
 aW 68-64 West Virginia
 nW 1 69-68 Tulane
 hW 82-70 St. Bonaventure
 aW 88-81 George Washington
 hL 54-56 Louisville (OT)
 hW 66-40 James Madison
 aL 63-65 Memphis State (OT)
 aL 72-77 Louisville
 hW 78-76 Florida State
 hW 99-73 St. Louis
 nL 38 51-65 Cincinnati
 aW 23 89-85 W. Kentucky (OT)
 nL 23 59-68 Indiana
 2175-1967

1980-81 (15-13)

hW 85-57 Johns Hopkins
 hW 81-78 Richmond
 aL 61-68 Mississippi St.

aW 72-68 E. Tennessee St.
 nW 28 70-64 West Virginia
 hW 72-70 Pittsburgh
 hL 52-55 Texas A&M
 aL 51-57 VCU
 nW 4 83-79 Richmond
 nL 1 51-64 Virginia
 hL 43-51 William & Mary
 hW 80-70 Florida State (OT)
 aL 77-82 Cincinnati
 aL 46-48 William & Mary (3OT)
 aL 60-70 Memphis State
 aW 75-69 St. Louis
 hW 91-67 Liberty Baptist
 aL 70-92 Louisville
 hW 92-67 George Washington
 hL 66-71 Louisville
 hW 84-69 St. Louis
 aL 76-80 Florida State
 aL 74-76 Tulane
 hW 71-70 Memphis State
 hW 96-75 Tulane
 hW 115-92 Cincinnati
 nW 38 72-66 Memphis State
 aL 68-81 Louisville
 2034-1956

1981-82 (20-11)

hW 116-64 Johns Hopkins
 aW 93-72 George Washington
 hW 76-60 William & Mary
 aW 70-68 Richmond
 hW 100-72 Old Dominion
 hW 94-79 East Tennessee St.
 hW 75-53 Mississippi St.
 nW 22 75-70 Boston College
 aW 102-83 Jacksonville
 nL 1 67-75 West Virginia
 hW 75-74 Louisville (OT)
 hW 65-64 Tulane
 hL 65-69 Florida State
 hL 73-78 Memphis State
 aW 78-76 Louisville
 aW 83-75 St. Louis
 aL 78-83 Memphis State
 hW 76-64 Cincinnati
 hW 101-76 VMI
 nL 1 66-80 Virginia

aL 51-66 William & Mary
 aL 51-52 Marquette
 aL 81-87 Cincinnati
 hW 112-76 St. Louis
 aW 77-76 Florida State
 aL 58-63 Tulane
 nW37 106-92 Cincinnati
 aL 70-71 Memphis State
 hW 69-58 Fordham
 aW 61-59 Mississippi
 aL 73-90 Georgia
 2437-2225

1982-83 (23-11)

hW 85-60 Augusta
 hW 105-50 Univ. of Charleston
 hW 88-62 Md. Eastern Shore
 aW 71-53 Liberty Baptist
 hW 86-66 Richmond
 hW 122-73 South Carolina St.
 hW 92-56 Appalachian St.
 nL 39 86-88 Oklahoma (OT)
 nW 39 53-49 Texas Tech
 nW 39 70-57 Providence
 hW 84-72 East Carolina
 hW 79-45 Fredonia State
 hW 74-69 Southern Miss.
 hW 69-56 Memphis State
 hW 70-69 Florida State
 nL 4 64-74 Virginia
 aL 45-64 Tulane
 aW 77-64 Southern Miss.
 hW 72-68 Marquette
 aL 64-73 Memphis State
 aL 86-90 West Virginia (3OT)
 aL 62-65 Western Kentucky
 hW 88-76 No. Carolina A&T
 hW 84-81 Cincinnati
 aL 73-76 Old Dominion
 aL 78-82 Florida State
 aW 72-54 VMI
 hW 62-59 Tulane
 hL 64-73 Louisville
 aW 73-72 Cincinnati
 nW 40 79-68 Southern Miss.
 nL 40 73-79 Tulane
 hW 85-79 William & Mary
 aL 68-75 South Carolina
 2603-2297

1983-84 (22-13)

hW 99-71 Md. Eastern Shore
 hW 93-53 Towson State
 nL 17 80-88 Wake Forest (OT)
 nW 17 89-65 NC State
 hW 77-60 George Washington
 aL 79-83 Louisville (OT)
 aW 56-52 Tulane
 hW 89-55 Southern Miss.
 hW 69-51 Cincinnati
 aL 62-63 Memphis State
 hL 61-63 Tulane
 aW 65-56 Southern Miss.
 hW 76-74 Louisville
 nW 4 56-54 Virginia
 aL 67-69 South Carolina
 hL 67-68 West Virginia
 hW 89-69 Memphis State
 aL 57-58 Florida State
 aL 53-55 Richmond
 hL 79-93 Florida State
 nW 37 49-47 Tulane
 nW 37 69-61 Louisville
 aL 65-78 Memphis State

hW 77-74 Georgia Tech
 nW 17 68-66 South Alabama
 hW 72-68 Tennessee
 nL 24 75-78 Michigan
 nW 24 71-70 SW Louisiana
 2594-2292

1984-85 (20-9)

hW 102-76 Old Dominion
 hW 98-87 Univ. of Charleston
 hW 91-46 Md. Eastern Shore
 hW 108-65 South Carolina St.
 nW 41 80-53 Iowa State
 aL 41 75-86 Tennessee
 hW 107-74 Rider
 aW 65-63 West Virginia
 nW 4 47-37 James Madison
 aL 65-69 VCU
 nL 9 59-67 Virginia
 hW 92-67 No. Carolina A&T
 hW 109-68 South Carolina
 hW 85-71 Florida State
 aW 72-68 Southern Miss.
 aW 66-58 Tulane (OT)
 hL 79-89 Memphis State
 aW 81-61 Louisville
 aL 82-91 Memphis State
 hW 96-80 Southern Miss.
 hW 82-69 Cincinnati
 hL 65-70 Louisville
 hW 66-65 Tulane
 hW 98-66 Morgan State
 aW 87-75 Florida State
 aW 78-67 South Carolina
 aL 61-70 Cincinnati
 nL 38 93-97 Florida State
 nL 23 57-60 Temple
 2346-2015

1985-86 (22-9)

nL 43 66-67 Michigan
 nW 43 70-66 Chaminade
 aW 90-81 Southern California
 aW 90-76 Old Dominion
 hW 72-45 Coppin State
 hW 78-52 VCU
 nW 1 84-66 Virginia
 aW 59-57 VCU
 hW 76-69 West Virginia
 nL 44 82-83 Miami Univ. (OT)
 nW 44 95-67 American
 hW 74-65 James Madison
 hW 85-71 Western Kentucky
 hW 88-72 Southern Miss.
 aW 71-69 South Carolina
 aW 73-65 James Madison
 aL 104-107 Cincinnati (2OT)
 hW 79-75 No. Carolina A&T
 hW 86-73 Florida State
 aL 61-83 Memphis State
 hW 71-67 Richmond
 hW 76-72 Memphis State
 aL 68-103 Louisville
 hL 83-93 Louisville
 hW 92-78 South Carolina
 aW 88-73 VMI
 aL 66-69 Southern Miss.
 aW 92-84 Florida State
 hW 83-71 Cincinnati
 nL 38 76-77 Florida State
 nL 23 62-71 Villanova
 2440-2267



Al Young is guarded by eventual Virginia Tech head coach Ricky Stokes.

1986-87 (10-18)

aL	66-86	Old Dominion
hL	67-70	James Madison
aL	48-65	West Virginia
hW	67-65	Tennessee State
nL 22	60-82	Florida
aF	79-77	Jacksonville
nF 1	76-68	Wake Forest
nW 4	79-69	Richmond (OT)
nL 4	70-84	James Madison
hW	98-61	San Francisco St.
hW	99-68	VMI
hW	61-57	South Carolina
aL	72-78	Cincinnati
aL	62-77	Richmond
hW	85-72	Southern Miss.
aL	62-84	Louisville
aL	66-83	Memphis State
hL	65-70	VCU
hW	90-60	East Tennessee St.
hW	82-79	Florida State (OT)
hL	71-90	Louisville
hW	79-73	Cincinnati
nL 4	73-91	Virginia
aW	71-69	South Carolina
aL	77-89	Southern Miss.
aL	78-107	Florida State
hL	65-74	Memphis State
nL 38	66-83	Southern Miss.
	2034-2131	

1987-88 (19-10)

aL 45	85-88	Middle Tenn. St.
hW	101-73	Southern California
aW	85-73	E. Tennessee St.
aW	91-74	James Madison
nW 29	87-82	Georgetown
hW	110-65	Baptist College
aL	96-105	Missouri
hW	92-79	West Virginia
hW	97-71	Old Dominion
aL	77-80	South Carolina
hW	82-80	Memphis St. (OT)
hW	90-74	Marshall
aW	102-97	Cincinnati
aL	102-127	Southern Miss.
aL	84-97	VCU
hW	81-60	UNC Charlotte
hW	70-56	Radford
nW 1	66-64	Virginia
hW	88-87	Florida State
aL	99-107	Louisville
hW	141-133	So. Miss. (2OT)
hW	79-62	South Carolina
hW	115-111	Cincinnati
hW	87-74	Richmond
aW	93-75	Marquette
hL	82-87	Marquette
aL	79-92	Florida State
aL	104-112	Memphis State
nL 37	81-92	South Carolina
	2646-2478	

1988-89 (11-17)

hW	101-65	Wofford
hW	96-75	William & Mary
hW	103-84	James Madison
aL	76-79	Alabama
aW	105-92	Old Dominion
aL	52-101	West Virginia
aL	57-87	Georgetown
nW 4	79-68	Richmond
aW	97-91	VCU
aL	104-108	Marshall
hL	90-93	Marquette
hL	73-82	Louisville
aL	83-91	Memphis State
hL	99-104	Missouri
nW 1	90-83	VMI (OT)

aL	78-91	Southern Miss.
nL 4	106-113	Virginia (OT)
hL	97-100	Florida State
aL	95-108	Louisville
hW	107-92	Southern Miss.
aW	84-76	UNC Charlotte
aL	70-81	South Carolina
hL	79-90	Cincinnati
hW	82-79	East Tennessee St.
aL	84-98	Cincinnati
hL	79-86	South Carolina
aL	97-117	Florida State
hW	78-73	Memphis State
	2441-2507	

1989-90 (13-18)

hL	73-77	Marshall
hW	83-62	UNC Asheville
hW	76-75	Alabama
aL	88-102	James Madison
aW	76-53	William & Mary
hW	75-68	West Virginia (OT)
aL	64-97	Georgetown
nL 39	89-100	Rutgers
nW 39	78-77	San Francisco
nL 39	84-89	Creighton
aL	77-97	Memphis State
hW	71-68	VCU (OT)
aL	85-87	Southern Miss.
aW	72-68	Tulane
hW	74-61	Liberty
hW	91-83	Old Dominion
hL	59-62	Cincinnati
nL 1	59-77	Virginia
hL	63-67	Florida State
aL	80-89	Maryland
aL	69-96	Louisville
hL	76-93	Southern Miss.
hW	95-77	Tulane
aL	82-86	Richmond (OT)
hL	78-97	Louisville
aL	80-94	Cincinnati
aL	80-93	South Carolina
aW	84-74	Florida State
hW	69-64	South Carolina
hW	87-74	Memphis State
nL 46	67-81	Southern Miss.
	2384-2488	

1990-91 (13-16)

hW	79-77	VMI
hW	91-89	James Madison
hW	66-64	William & Mary
aL	76-84	Old Dominion
aW	77-75	VCU (OT)
aL	70-88	George Washington
nW 4	82-79	Richmond
nL 4	58-73	James Madison
aW	92-89	Marshall
hW	81-66	Memphis State
hL	77-83	Tulane
hL	99-101	Southern Miss. (OT)
aL	67-83	South Carolina
aL	61-77	Cincinnati
nL 4	61-86	Virginia
hL	60-71	Florida State
aW	86-79	Louisville
aL	68-94	West Virginia
hL	56-61	Richmond
aL	79-91	Southern Miss.
aL	66-99	Tulane
hW	72-56	Louisville
hW	85-81	Cincinnati (OT)
hL	67-82	Maryland
aL	79-91	Florida State
hW	50-41	South Carolina
aW	82-79	Memphis State
nW 1	75-69	Cincinnati
nL 1	71-91	Florida State
	2133-2299	



Wally Lancaster made 106 three-point field goals in the 1987-88 season.

1991-92 (10-18)

aL	51-84	Richmond
nL 4	59-68	California
hW	76-64	George Mason
aL	60-66	William & Mary
hW	73-71	George Washington (OT)
hW	93-64	Liberty
hL	65-66	West Virginia
nW 48	79-57	Florida
nL 48	51-63	Michigan
hW	78-62	Old Dominion
aL	53-62	UNC Charlotte
hW	73-72	VCU (OT)
aL	60-80	Tulane
aL	60-72	Southern Miss.
hW	57-44	East Carolina
hL	68-78	Louisville
aL	52-64	South Florida
nL 1	57-61	Virginia (OT)
aL	53-54	George Mason
hL	60-73	Southern Miss.
hW	89-73	Tulane
aL	60-63	VCU
hL	62-75	South Florida
aW	73-70	Liberty
hW	73-65	UNC Charlotte
aL	76-78	East Carolina (OT)
aL	59-79	Louisville
nL 38	52-70	UNC Charlotte
	1822-1898	

1992-93 (10-18)

hW	55-47	Western Carolina
nL 1	62-78	North Carolina
hW	91-71	UNC Asheville
hW	87-76	Morgan State
hW	76-67	East Carolina (OT)
aL	82-84	Southern Miss. (2OT)
aL	72-84	Tulane
hL	56-65	UNC Charlotte
hW	74-62	South Florida
hW	80-55	Florida Atlantic
aL	61-71	Old Dominion
hL	65-71	Liberty
hL	65-76	Louisville
nW 4	59-53	Virginia
hW	70-66	William & Mary
hL	59-72	Tulane
hL	54-73	VCU
hL	44-57	Fla. International
hW	75-44	VMI
aL	50-77	South Florida
aL	49-66	East Carolina
aL	69-86	VCU
aL	70-74	West Virginia
hL	79-83	Southern Miss.
aL	61-82	Louisville
nL 49	80-89	UNC Charlotte
nW 38	64-55	Tulane
nL 38	71-85	VCU
	1880-1969	

YEAR-BY-YEAR RESULTS

1993-94 (18-10)

nW 50 63-58 West Virginia
 hW 88-54 Coastal Carolina
 hW 82-59 VMI
 hW 86-59 UNC Greensboro
 aL 52-85 Xavier
 aW 80-61 East Tennessee St.
 aW 115-87 Florida Atlantic
 aW 87-65 Fla. International
 hW 86-63 Tennessee
 hW 68-58 Tulane
 aW 69-65 Texas Christian
 aL 76-95 Louisville
 hW 81-65 Liberty
 hW 67-55 South Florida
 aW 95-79 William & Mary
 hL 63-74 Louisville
 hL 74-83 Southern Miss
 aL 61-69 Tulane
 aL 55-59 Southern Miss.
 aL 75-81 VCU
 hL 48-55 Marquette
 hW 75-59 VCU
 aW 65-40 South Florida
 hW 63-55 UNC Charlotte
 nL 1 61-70 Virginia
 aW 61-57 UNC Charlotte
 nW 46 65-64 VCU
 nL 46 67-76 Louisville
 2028-1850

1994-95 (25-10)

nW 51 69-62 Montana State
 nW 51 87-81 Nebraska
 nL 51 75-85 Illinois
 hW 77-53 William & Mary
 hW 82-55 Xavier
 hW 110-75 VMI
 hW 98-84 Texas Christian
 aW 83-73 West Virginia
 hW 86-64 East Tennessee St.
 aW 73-64 Tennessee
 hW 68-53 Delaware St.
 aL 72-78 Tulane
 aW 87-72 Southern Miss
 hL 61-62 Louisville
 hW 78-69 VCU
 aW 57-54 Marquette
 nL 17 76-87 North Carolina
 aL 74-78 Louisville
 aW 101-70 Liberty
 hW 76-61 Southern Miss
 hW 79-35 Florida Atlantic
 aW 77-74 Wright St.
 aL 66-68 South Florida
 aL 60-71 UNC Charlotte
 hW 70-66 Tulane (OT)
 aL 57-62 VCU
 hW 74-64 South Florida
 nL 4 62-63 Virginia
 hW 86-72 UNC Charlotte
 nL 38 66-82 Southern Miss
 hW 62-54 Clemson
 aW 91-78 Providence
 hW 64-61 New Mexico St.
 nW 24 71-59 Canisius
 nW 24 65-64 Marquette (OT)
 2640-2353

1995-96 (23-6; 13-3 A-10)

hW 93-49 Coastal Carolina
 aW 71-66 William & Mary
 hW 99-67 VMI
 nL 52 72-85 Georgia

hW 68-62 West Virginia
 nW 1 72-64 Virginia
 nW 53 62-46 Wright St.
 nW 54 76-60 UNC Charlotte
 aW 88-69 Duquesne
 nW 55 71-55 La Salle
 nW 1 79-71 George Washington
 hW 63-62 Dayton
 aW 65-58 St. Bonaventure
 aL 47-64 George Washington
 hW 81-57 Fordham
 hW 85-76 St. Joseph's
 hW 74-48 UNC Greensboro
 aW 72-66 Rhode Island (OT)
 hW 69-63 Duquesne
 aW 78-73 Xavier
 hW 56-53 Liberty
 hL 58-74 Massachusetts
 aW 61-56 La Salle
 aL 41-57 Temple
 hW 70-61 Xavier
 aW 73-54 Dayton
 nL 56 71-77 Rhode Island
 nW 23 61-48 Wisconsin-Green Bay
 nL 23 60-84 Kentucky
 2036-1825

1996-97 (15-16; 7-9 A-10)

aW 57 101-73 Hawaii-Hilo
 nL 57 56-63 Colorado
 nL 57 68-92 Illinois
 hW 83-41 East Tennessee St.
 hW 63-45 Coastal Carolina
 hW 66-50 UNC Greensboro
 hL 57-60 Georgia
 aL 65-76 West Virginia
 hW 92-80 St. Bonaventure
 aL 67-102 Xavier
 aL 63-76 Duquesne
 hW 71-46 William & Mary
 aW 63-47 Massachusetts
 hW 76-41 Georgia Southern
 hL 52-73 Rhode Island
 hW 57-46 La Salle
 aW 59-47 Liberty
 aL 50-68 St. Joseph's
 aL 44-61 Wake Forest
 hW 59-52 Dayton
 hW 45-43 George Washington
 aW 50-32 Fordham
 aL 56-59 La Salle
 aL 54-59 Dayton
 hL 41-45 Temple
 aL 52-69 George Washington
 hW 76-62 Duquesne
 nL 4 57-58 Virginia
 hL 72-81 Xavier
 nW 56 56-53 Fordham
 nL 56 63-67 Rhode Island
 1934-1867

1997-98 (10-17; 5-11 A-10)

hW 71-55 Tennessee-Martin
 aW 66-64 William & Mary
 hW 80-47 Liberty
 nL 18 73-74 South Carolina
 nL 18 57-78 North Carolina
 hW 79-72 Radford
 hW 79-50 East Tennessee St.
 hL 52-55 West Virginia
 hL 65-73 VMI
 aL 65-72 Duquesne
 hW 72-61 St. Joseph's
 nL 1 55-69 Virginia
 aL 60-85 Dayton
 aL 66-77 Xavier

aL 66-73 Rhode Island
 hL 59-68 Massachusetts
 hL 68-72 La Salle
 aL 61-75 George Washington
 hW 89-70 Fordham
 aL 53-60 Temple
 aW 69-68 St. Bonaventure (OT)
 hL 63-74 Xavier
 hW 54-53 Dayton
 aL 64-74 La Salle
 hL 50-64 George Washington
 hW 93-79 Duquesne
 nL 56 58-64 Massachusetts
 1787-1826

1998-99 (13-15; 7-9 A-10)

hW 59-50 William & Mary
 hL 48-57 East Tennessee St.
 aW 85-51 Liberty
 hW 83-76 UNC Asheville (OT)
 aL 57-62 UNC Charlotte
 hL 47-52 Wake Forest
 aL 68-69 West Virginia
 hW 85-65 Coastal Carolina
 hW 62-55 Winthrop
 aL 40-55 Massachusetts
 hL 67-80 Xavier
 aL 66-78 St. Joseph's
 aL 67-75 La Salle
 hL 50-54 St. Bonaventure
 aW 73-64 Dayton (OT)
 aL 69-93 Xavier
 nL 4 55-64 Virginia
 hW 87-69 La Salle
 aW 59-58 Duquesne
 hW 77-75 George Washington
 hL 67-76 Rhode Island
 aW 79-75 Fordham (OT)
 hL 48-78 Temple
 hW 58-55 Dayton
 aL 67-77 George Washington
 hW 81-60 Duquesne
 nW 56 74-63 Fordham
 nL 56 51-64 Temple
 1829-1850

1999-2000 (16-15; 8-8 in A-10)

aW 59-57 William & Mary
 aW 83-61 UNC Asheville
 aL 53-68 East Tennessee St.
 hW 60-52 UNC Charlotte
 aW 65-46 VMI
 hL 60-62 Radford
 hL 61-62 Liberty
 nW 51 79-71 Illinois State
 nL 51 63-73 Auburn
 nW 51 59-56 Louisiana-Lafayette
 hL 58-61 West Virginia
 aL 67-86 Xavier
 aL 50-62 Dayton
 hW 80-59 Duquesne
 hW 82-72 George Washington
 hW 82-61 Fordham
 aL 46-66 Temple
 nL 4 66-71 Virginia (OT)
 hL 41-49 Massachusetts
 hW 68-62 St. Joseph's
 aL 64-71 La Salle
 hW 78-67 Old Dominion (OT)
 aL 54-61 St. Bonaventure
 aW 65-61 Rhode Island
 aL 68-71 George Washington
 hW 73-65 Xavier
 aL 50-70 Duquesne
 hW 96-86 La Salle (OT)

hW 64-52 Dayton
 nW 56 51-48 Fordham
 nL 56 52-71 Temple
 1997-1980

2000-01 (8-19; 2-14 BIG EAST)

hW 92-68 VMI
 hL 46-48 William & Mary
 hL 48-64 Virginia
 hL 56-61 Liberty
 nW 58 65-61 Fairfield
 aL 68-88 Syracuse
 hW 66-53 Elon
 hW 81-75 East Tenn. State (OT)
 aW 59-56 Mount St. Mary's
 aL 70-84 Chattanooga
 hW 84-75 High Point (2OT)
 aL 64-89 St. John's
 hL 83-85 Villanova (OT)
 hW 85-74 Miami
 aL 68-96 Georgetown
 aL 74-86 Villanova
 hL 60-75 Providence
 hW 65-59 St. John's
 aL 61-83 Boston College
 aL 72-85 Connecticut
 aL 61-86 Miami
 hL 59-83 Boston College
 hL 69-72 West Virginia
 hL 46-61 Connecticut
 aL 56-96 Providence
 hL 61-85 Notre Dame
 aL 51-70 Pittsburgh
 1770-2018

2001-02 (10-18; 4-12 BIG EAST)

hW 82-59 Mt. St. Mary's
 hW 86-63 Rhode Island
 aL 46-55 Old Dominion
 hW 90-62 East Carolina
 hW 79-56 Northeastern
 aL 61-69 Virginia
 hW 74-73 VMI
 nL 38 63-66 Murray State
 nL 38 78-80 Wis.-Milwaukee (OT)
 hL 51-55 Western Michigan
 hW 63-56 Radford
 aL 49-78 Florida State
 hL 74-86 Connecticut
 hL 72-80 Seton Hall
 aL 60-95 Connecticut
 hL 68-77 Miami
 hL 75-77 Villanova
 aL 68-77 Boston College
 aL 69-81 Syracuse
 aL 77-84 Villanova
 hL 63-72 St. John's
 hW 76-73 Boston College
 aL 69-77 Providence
 aW 78-63 West Virginia
 aL 63-73 St. John's
 hW 69-64 Providence
 hW 63-49 Rutgers
 aL 77-83 Miami
 1943-1983

2002-03 (12-17; 4-12 BIG EAST)

nF 59 78-91 St. Bonaventure†
 nW 59 65-53 Michigan
 nW 59 58-45 Toledo
 hW 69-61 American
 hL 77-79 Wofford
 hW 71-66 VMI
 aL 52-60 William & Mary

aL 60-76 East Carolina
hW 71-64 Morgan State
aL 54-75 Western Michigan
hW 76-52 Towson
hL 69-76 Florida State
aL 81-92 Villanova (OT)
aL 65-83 Connecticut
hW 92-79 Providence
hW 73-55 Virginia
hL 59-62 St. John's
hL 71-95 Boston College
aL 58-89 Providence
hW 95-74 Connecticut
aW 71-54 St. John's
aL 65-85 Miami
hL 73-85 Georgetown
aL 69-87 Boston College
aL 76-98 Notre Dame
hL 62-75 Pittsburgh
hW 88-63 Villanova
hL 71-79 Miami
aL 67-71 West Virginia
2036-2124

‡ Forfeited game to Virginia Tech due to use of an ineligible player.

2003-04 (15-14; 7-9 BIG EAST)

hW 79-49 New Hampshire
hW 61-59 Western Carolina
aL 65-80 Virginia
hW 76-66 Morgan State
hL 92-94 Old Dominion (OT)
nL 60 57-62 Ohio State
hW 80-56 VMI
hW 73-60 Radford
aW 74-67 Towson
hW 80-54 William & Mary

nL 61 67-74 East Carolina
aL 59-78 Pittsburgh
aW 69-67 West Virginia
hL 59-65 Miami
hL 63-74 Notre Dame
aL 76-83 Seton Hall
hL 60-96 Connecticut
aL 64-76 Syracuse
hW 69-57 Providence
hW 80-65 Georgetown
aL 52-85 Rutgers
aL 68-80 Villanova
hW 54-53 St. John's
aL 48-56 Boston College
hW 53-49 West Virginia
hW 71-70 Rutgers
aW 60-55 Georgetown
nW 62 61-58 Rutgers
nL 62 61-74 Pittsburgh
1931-1962

2004-05 (16-14; 8-8 ACC)

hW 81-58 Loyola
hW 102-50 Md. Eastern Shore
aW 80-63 William & Mary
hW 63-59 UT-Chattanooga
aL 68-72 VMI
aL 65-75 St. John's
hW 77-53 James Madison
hL 51-85 North Carolina
hL 68-74 Western Michigan
hW 67-54 Morgan State
nL 53 65-71 Mississippi State
aL 70-77 Florida State
hW 69-58 Bethune-Cookman
hW 59-57 Clemson
hW 72-71 NC State

aW 70-69 Georgia Tech
hW 79-73 Virginia
aL 65-100 Duke
aW 73-63 Miami
hL 63-83 Wake Forest
aL 71-86 Maryland
aL 60-65 Virginia
hW 67-65 Duke
hW 71-58 Miami
aL 54-74 NC State
aL 64-66 Clemson
hW 86-76 Maryland
nL 63 54-73 Georgia Tech
hW 60-50 Temple
aL 62-83 Memphis
2056-2061

2005-06 (14-16; 4-12 ACC)

hW 80-50 Radford
hL 71-72 Bowling Green
hW 54-40 Western Carolina
hW 74-52 Mt. St. Mary's
hW 71-54 Marshall
hW 77-49 Morgan State
aL 56-69 Ohio State
aL 75-77 Duke
hW 94-66 North Carolina A&T
hW 73-64 St. John's
nW 64 59-52 Stanford
hW 74-64 William & Mary
aL 55-58 Old Dominion
aW 77-58 James Madison
aL 68-74 Florida State
hL 61-64 North Carolina
hL 49-54 Virginia
aL 72-81 Maryland
hL 67-80 Duke
aW 76-70 Wake Forest
hW 63-62 Georgia Tech
hL 73-74 Boston College
aW 75-74 Clemson (OT)
aL 77-81 Virginia (OT)
hL 64-70 NC State
aL 59-70 Miami
hW 72-61 Florida State
hL 81-86 Clemson
aL 57-59 Boston College
nL 17 56-60 Virginia
2060-1955

2006-07 (22-12; 10-6 ACC)

hW 94-43 Coppin State
hW 95-47 West Florida
nL 65 68-71 Western Michigan
nW 65 77-56 Montana
nL 65 64-69 Southern Illinois
hW 69-65 Iowa
nL 66 62-63 George Washington
hW 72-55 Old Dominion
hW 69-37 Appalachian State
hW 63-60 Wake Forest
nW 67 80-61 Seton Hall
hW 94-70 Campbell
aL 58-59 Marshall
hW 65-53 Richmond
aW 69-67 Duke (OT)
nW 68 74-51 UNC Greensboro
hW 94-88 North Carolina
aL 73-82 Florida State
hW 67-64 Maryland (OT)
aW 92-85 Miami
aW 73-65 Georgia Tech
hL 59-70 NC State
aL 59-80 Boston College
hW 84-57 Virginia
aW 81-80 North Carolina (OT)
aL 56-81 NC State
hW 79-62 Boston College
hW 73-57 Miami
aL 56-69 Virginia

hL 74-75 Clemson
nW 69 71-52 Wake Forest
nL 69 64-72 NC State
nW 70 54-52 Illinois
nL 70 63-48 Southern Illinois
2428-2181

2007-08 (21-14; 9-7 ACC)

hW 69-64 Elon
nW 71 69-52 Eastern Washington
nL 71 78-84 Butler (OT)
nL 71 64-82 Gonzaga
aL 61-66 Penn State
hW 65-51 UNC Asheville
hW 67-39 UNC Greensboro
hW 68-36 George Washington
aL 69-72 Old Dominion
hW 58-46 Liberty
aL 75-77 Wake Forest
nW 72 84-59 Hofstra
nW 72 54-48 St. John's
aL 49-52 Richmond
hW 79-49 Charleston Southern
hW 67-66 Maryland
aW 70-69 Virginia (OT)
aL 70-81 Georgia Tech
hL 64-81 Duke
aW 81-73 Boston College (OT)
hW 89-80 Florida State
hW 72-65 Virginia (OT)
aL 63-73 NC State
hL 71-74 Miami
aL 53-92 North Carolina
aW 69-65 Maryland
hW 92-84 Georgia Tech
hW 67-48 Boston College
hW 80-58 Wake Forest
aL 69-70 Clemson
nW 73 63-49 Miami
nL 73 66-68 North Carolina
hW 74 94-62 Morgan State
hW 74 75-49 UAB
hL 74 72-81 Mississippi
2456-2265

2008-09 (19-15; 7-9 ACC)

hW 65-62 Gardner-Webb
hW 62-57 Mt. St. Mary's
nW 75 74-57 Fairfield
nL 75 62-63 Xavier (OT)
nL 75 73-77 Seton Hall
hW 76-67 Elon
hL 72-74 Wisconsin
nW 66 79-70 Navy
aL 66-67 Georgia
hW 79-57 Longwood
nW 72 64-52 Columbia
aW 72 81-67 St. John's
aW 75-66 Charleston Southern
aL 44-69 Duke
hW 78-75 Virginia
hW 62-48 Richmond
hW 79-71 Boston College
aW 78-71 Wake Forest
aW 88-83 Miami (OT)
hL 82-86 Clemson
aL 66-67 Boston College
hW 91-87 NC State (OT)
hW 76-71 Georgia Tech
aL 73-83 Maryland
aL 61-75 Virginia
hL 65-67 Florida State
aW 80-77 Clemson
hL 65-72 Duke
hL 78-86 North Carolina
aL 53-63 Florida State
nW 76 65-47 Miami
nL 76 76-79 North Carolina
hW 74 116-108 Duquesne (2OT)
hL 74 66-84 Baylor
2470-2405



Jamon Gordon led the Hokies in rebounding, assists and steals in the 2006-07 season.

YEAR-BY-YEAR RESULTS

2009-10

(25-9; 10-6 ACC)

hW	69-55	Brown
hW	59-46	UNC Greensboro
aW	71-60	Campbell
nL 77	50-61	Temple
nW 77	74-66	Delaware (OT)
aW	70-64	Iowa
hW	74-62	Georgia
hW	98-73	VMI
aW	66-64	Penn State
hW	73-50	Charleston Southern
hW	71-34	UMBC
hW	85-50	Longwood
nW 78	103-94	Seton Hall (2OT)
aL	64-78	North Carolina
hW	81-66	Miami
aL	58-63	Florida State
hW	72-30	NC Central
hW	63-62	Boston College
aW	76-71	Virginia (OT)
aL	75-82	Miami
hW	74-70	North Carolina
hW	70-59	Clemson
aW	72-52	NC State
hW	61-55	Virginia
hW	87-83	Wake Forest
aL	55-67	Duke
aL	60-80	Boston College
hL	100-104	Maryland (2OT)
hW	71-59	NC State
aW	88-82	Georgia Tech
nL 68	65-70	Miami
hW 74	81-61	Quinnipiac
hW 74	65-63	Connecticut
hL 74	72-79	Rhode Island
	2473-2215	

2010-11

(22-12; 9-7 ACC)

hW	70-60	Campbell
aL	57-73	Kansas State
aW	92-70	UNCG
nW 77	72-56	Cal. State Northridge
nW 77	56-51	Oklahoma State
nL 77	59-71	UNLV
hL	55-58	Purdue (OT)
hL	54-57	Virginia
hW	79-69	Penn State
nW 78	88-57	Mississippi State
nW 79	76-68	St. Bonaventure
hW	64-53	USC Upstate
hW	99-34	Mount St. Maty's
hW	71-59	Florida State
aL	61-64	North Carolina
hW	94-65	Wake Forest
aW	74-57	Maryland
hW	70-52	Longwood
aL	57-72	Georgia Tech
hW	72-68	Miami
aW	77-69	NC State
aL	56-58	Boston College
hW	102-77	Georgia Tech
hW	91-83	Maryland
aL	54-61	Virginia
aW	76-62	Wake Forest
hW	64-60	Duke
hL	61-76	Boston College
aL	60-69	Clemson
nW 68	59-43	Georgia Tech
nW 68	52-51	Florida State
nL 68	63-77	Duke
hW 74	79-54	Bethune-Cookman
hL 74	76-79	Wichita State
	2390-2133	

2011-12


(16-17; 4-12 ACC)

hW	64-53	ETSU
hW	91-46	Monmouth
hW	78-63	FIU
nL 80	58-69	Syracuse
nW 80	59-57	Oklahoma State
hW	73-64	St. Bonaventure
aL	56-58	Minnesota
hL	61-69	Kansas State
aW	78-67	Rhode Island
hW	73-60	Norfolk State
hW	85-60	Campbell
hW	84-55	North Florida
hW	71-50	Eastern Michigan
aW	67-61	Oklahoma State
aL	55-58	Wake Forest
hL	59-63	Florida State
aL	59-61	Boston College
hL	68-82	North Carolina
aW	47-45	Virginia
hL	68-70	BYU
aL	69-73	Maryland
hL	60-75	Duke
hW	67-65	Clemson
aL	49-65	Miami
hW	66-65	Boston College
aL	47-48	Florida State
hW	74-73	Georgia Tech (OT)
hL	59-61	Virginia
aL	65-70	Duke (OT)
aL	56-58	Clemson
hL	58-70	NC State
nW 81	68-63	Clemson
nL 81	56-60	Duke
	2147-2057	

2012-13

(13-19; 4-14 ACC)

hW	80-62	ETSU
hW	69-50	Rhode Island
hW	95-80	VMI
aW	96-87	UNCG
hW	87-76	Appalachian State
hW	95-79	Iowa
hW	81-71	Oklahoma State
aL	67-68	West Virginia
hW	70-49	Miss. Valley State
hL	73-78	Georgia Southern
nW 82	66-65	Bradely (OT)
nL 82	53-88	Colorado State
nL 83	71-97	BYU
aL	71-94	Maryland
hL	75-86	Boston College
aW	70-65	Georgia Tech (OT)
hW	66-65	Wake Forest
hL	58-74	Virginia
aL	70-77	Clemson
hL	64-73	Miami
aL	60-72	North Carolina (OT)
hL	55-60	Maryland
hL	54-64	Georgia Tech
aL	55-73	Virginia
aL	86-90	NC State (OT)
hL	56-88	Duke
hW	80-70	Florida State
aL	58-76	Miami
hW	69-61	Clemson
aL	79-90	Wake Forest
nL 68	63-80	NC State
	2248-2393	



Malcolm Delaney is third in career scoring at Virginia Tech.

NEUTRAL SITES

1. Roanoke, Va.
2. Raleigh, N.C.
3. Lynchburg, Va.
4. Richmond, Va.
5. Staunton, Va.
6. Bluefield, Va.
7. Columbia, S.C.
8. Winston-Salem, N.C.
9. Norfolk, Va.
10. Durham, N.C.
11. Bristol, Va.
12. Wytheville, Va.
13. Fayetteville, N.C.
14. Birmingham, Ala.
15. Watauga Tourney, Johnson City, Tenn.
16. Gulf South Classic, Shreveport, La.
17. Greensboro, N.C.
18. Charlotte, N.C.
19. Big Five (Salem, Va.)
20. Southern Conference Tournament
21. Sugar Bowl
22. Gator Bowl
23. NCAA
24. NIT (Madison Square Garden)
25. All-College Tourney
26. Charlottesville, Va.
27. Statesville, N.C.
28. Charleston, W. Va.
29. Hampton, Va.
30. Fort Myer, Va.
31. Old Dominion Classic
32. Vanderbilt Tourney
33. Michigan Tourney
34. Indiana Tourney
35. Dayton Tourney
36. Hampton, Va.
37. Memphis, Tenn. (Metro)
38. Louisville, Ky.
39. Rainbow Classic (Hawaii)
40. Cincinnati (Metro)
41. Volunteer Classic
42. Steel Bowl (Pittsburgh, Pa.)
43. Hawaiian Airlines Classic
44. Miller Classic (Tampa, Fla.)
45. Big Apple NIT
46. Biloxi, Miss. (Metro)
47. Greenville, N.C.
48. Red Lobster Tournament (Orlando, Fla.)
49. Davidson, N.C.
50. USAir Arena (Landover, Md.)
51. San Juan, Puerto Rico
52. Jeep Eagle Classic (Atlanta, Ga.)
53. New Orleans, La.
54. Worcester, Mass.
55. Radford, Va.
56. Philadelphia, Pa.
57. Big Island Invitational (Hilo, Hawaii)
58. Carrier Classic (Syracuse, N.Y.)
59. Paradise Jam (St. Thomas, V.I.)
60. Nationwide Arena (Columbus, Ohio)
61. Constant Center (Norfolk, Va.)
62. Madison Square Garden
63. MCI Center (Washington, D.C.)
64. Las Vegas, Nev.
65. Old Spice Classic, Orlando, Fla.
66. BB&T Classic, Washington, D.C.
67. Aeropostale Classic, New York, N.Y.
68. Greensboro Coliseum
69. ACC Tournament, Tampa, Fla.
70. NCAA Tournament, Columbus, Ohio
71. Great Alaska Shootout, Anchorage, Ak.
72. Holiday Festival, New York, N.Y.
73. ACC Tournament, Charlotte, N.C.
74. NIT, Blacksburg, Va.
75. Puerto Rico Tip-Off, San Juan, P.R.
76. ACC Tournament, Atlanta, Ga.
77. 76 Classic, Anaheim, Calif.
78. Battle at Atlantis, Nassau, Bahamas
79. Rochester, N.Y.
80. NIT Season Tip-Off, Madison Square Garden
81. ACC Tournament, Philips Arena (Atlanta, Ga.)

STUDENT SERVICES



STUDENT-ATHLETE ACADEMIC SUPPORT SERVICES

PROVIDING THE TOOLS NEEDED FOR SUCCESS IN THE CLASSROOM

Student-Athlete Academic Support Services (SAASS) is committed to providing a comprehensive academic and personal development program with counseling and advising for student-athletes, offering academic counseling to ensure students receive a complete system of support consistent with university and NCAA policies.

Student-athletes have access to the department's spacious facilities, located in the West Side of Lane Stadium. Opened during the 2006-07 academic year, the SAASS suite, located in the Quillen Family Academic Center, features 18 private tutor rooms, a state-of-the-art classroom, a 36-station computer lab with printer access, a conference room, three quiet areas for reading and studying and a reference library. The office is available between classes, after practice and in the evenings. Hours of operation are flexible and may be tailored to maximize the student-athlete's limited time. The collection of SAASS programs housed in Lane Stadium guarantees that all student-athletes achieve success during their time at Virginia Tech.

JERMAINE HOLMES DIRECTOR OF STUDENT-ATHLETE ACADEMIC SUPPORT SERVICES

Responsibilities: As director, Holmes provides leadership for SAASS and, along with his staff, oversees the development and execution of programs aimed to help Hokie student-athletes balance their academic and athletic demands and achieve success in both areas.

Joined VT Staff: January 2009; fifth year.

Education: B.S. Virginia Tech, 1996 (business); M.S. Virginia Tech, 1998 (resource management).

Of Note: A former Hokie himself, Holmes was a member of the Tech football squad from 1991-1996.

Before Virginia Tech: Holmes served as director of student life at Virginia Tech before taking an athletic academic counselor position at Cal State Fullerton. He then returned to Tech in 2009 after serving as assistant director of Student-Athlete Support Services at The Ohio State University. He started with the Buckeyes in 2004 as an athletic academic counselor and was promoted to assistant director of a support unit that served nearly 1,000 student-athletes. Holmes managed that department's day-to-day activities, office operations, facilities and staff, in addition to overseeing the academic support programs for all student-athletes and serving as the academic counselor for Ohio State's football and track programs.

Family: Holmes and his wife LaTanya reside in Blacksburg with their son Aiden and daughter Ava.



SAASS STAFF



Katie Cross
Senior Associate Director



Sarah Armstrong
Associate Director



Cory Byrd
Assistant Director



Tim Moore
Assistant Director



Mike Swanhart
Assistant Director



Nick Vaccaro
Assistant Director



Beth Noteware
Learning Specialist



Emily Clinkhammer
Learning Specialist



Terrie Repass
Administrative Assistant

ACADEMIC SERVICES

ATHLETIC TRANSITIONS

Freshman student-athletes – An optional course designed to ease the transition from high school to college.

ORIENTATION

Freshman and transfer student-athletes – SAASS schedules team and individual sessions to acclimate new students to Virginia Tech.

TUTORING

All student-athletes – Individual and group tutoring appointments are available on-site.

ACADEMIC PROGRESS

All student-athletes – Professors send academic progress reports to his/her athletic advisors twice a semester.

SAASS COMPUTER LAB

All student-athletes – The lab features computer and printer access conveniently located in Lane Stadium.

ACADEMIC RECOGNITION

Qualified student-athletes – SAASS recognizes each student-athlete with a GPA of 3.0 and above at the end of each semester on the Athletic Director's Honor Roll.

STUDY HALL

Freshman student-athletes and upperclassmen with a GPA below the team requirement – Study Hall is mandatory for all freshmen, transfers and currently enrolled students with an overall GPA below 2.30.

ADVISING/COUNSELING

All student-athletes – SAASS works closely with each student's academic advisor within the college of their major.

ACADEMIC AND ATHLETIC ELIGIBILITY

All student-athletes – The department monitors each student-athlete's academic record to ensure that they are making progress toward their degree.

For more information, visit the website: saass.vt.edu

ATHLETICS OFFICE OF STUDENT LIFE

ASSISTING IN THE DEVELOPMENT OF THE TOTAL PERSON

At Virginia Tech, student-athletes don't just play sports. With help from the Athletics Office of Student Life, Hokie student-athletes work outside the athletic venue to develop into responsible adults who are assets to their communities.

Led by the Virginia Tech Student-Athlete Advisory Committee, Hokie student-athletes volunteered countless hours in the local community last year. In addition, almost 400 Virginia Tech student-athletes and support group members earned a 3.00 grade-point average during one or both semesters, while achieving great success within athletics as well.

Inspired by the NCAA Student-Athlete Affairs commitment areas, the Athletics Office of Student Life creates programs designed to enhance student-athletes in five areas: athletic excellence, academic excellence, personal and leadership development, community outreach and career development. In 2006, the program was recognized as a Division I-A "Program of Excellence" for establishing student welfare as the cornerstone of its operating principles.

STUDENT-ATHLETE ADVISORY COMMITTEE

The Student-Athlete Advisory Committee (SAAC) is a committee made up of student-athletes assembled to provide insight on the student-athlete experience. It also offers input on the rules, regulations and policies that affect student-athletes' lives on NCAA member institution campuses. Two members of each sports team serve on SAAC each academic year.

PERSONAL DEVELOPMENT

The Office of Student Life aims to help student-athletes lead balanced lifestyles, encouraging emotional well-being, personal growth and decision-making skills. Each team is required to attend two personal development programs during the year to educate student-athletes.

CAREER DEVELOPMENT

Virginia Tech student-athletes go through their collegiate athletic experiences with the understanding that they will need to secure a job upon graduation. The Office of Student Life works to enhance student-athlete career development by collaborating with the Virginia Tech Career Services Office. Student-athletes also receive assistance in learning about majors and minors, preparing for career fairs, and obtaining postgraduate scholarships and internships.

ACADEMIC EXCELLENCE

The Office of Student Life is also responsible for nominating student-athletes for academic honors and awards. Athletes are nominated for on-campus, Atlantic Coast Conference and national awards. Student-athletes with a 3.0 GPA are rewarded and honored on the Athletic

Director's Honor Roll. In 2012-13, 395 student-athletes and support group members were named to this prestigious list, just a few short from the 401 who were honored during 2011-12.

COMMUNITY OUTREACH

Virginia Tech student-athletes are now involved more than ever in the local community. In conjunction with the mission of the Office of Student Life and the *Ut Prosim* motto, student-athletes are encouraged to volunteer throughout their college experience. Each team partners with a local community organization and volunteers time at community-wide events.

Community organizations can also request Tech student-athletes to attend local outreach events. Involvement in this program helps maintain and improve the positive relationship between student-athletes and the surrounding community.

In 2012-13, the Virginia Tech men's basketball team found several opportunities to say "thank you" to Blacksburg and the surrounding communities. In October, players spent time with their young fans at Price's Fork Elementary School during lunchtime.

In December, the team volunteered at the Montgomery County Christmas Store helping to get the store ready for the "open week" and also assisted families with their holiday shopping experience.

On January 19, 2013, the men's basketball team welcomed 150 Boy Scouts and their families to Cassell Coliseum as the Hokies took on Wake Forest. This event marks a continued relationship with the Boy Scouts of the Blue Ridge Mountains Council and Virginia Tech Athletics and celebrates scouts for taking part in their popcorn fundraiser. The top three sellers were recognized during half-time and participated in the half-time contest.

The team also found time to promote the importance of literacy during the spring semester by taking part in the Christiansburg Primary School/Christiansburg Elementary School Pep Rally for Reading event which was held in conjunction with the nationwide Read Across America celebration. They also read to students during the First Annual Hokie Read-In at Margaret Beeks Elementary School in March.

STUDENT LIFE STAFF



Danny White
Director of Student-Athlete Affairs



Johanna Smith
*Assistant Director, Career Services/
Career Services Liaison for Athletics*



REYNA GILBERT-LOWRY ASSISTANT ATHLETICS DIRECTOR FOR STUDENT LIFE

Responsibilities: As assistant athletics director for student life, Gilbert-Lowry develops programs geared to enhance student-athletes' personal development, career awareness and community service endeavors. This includes coordinating each team's philanthropic projects, working with the Student-Athlete Advisory Committee and nominating student-athletes for academic awards. She also helps plan the annual Athletics Director Honors Breakfast and the All Sports Banquet.

Joined VT Staff: 2008; sixth year.

Prior to Virginia Tech: Before joining the Hokies, Gilbert-Lowry served as the compliance coordinator and CHAMPS/Life Skills coordinator at Nova Southeastern University in Ft. Lauderdale, Fla. In 2005, she was also the coordinator of athletic academic services. Prior to NSU, Gilbert-Lowry served as an academic advisor at the University of Central Florida.

Education: Northern Illinois University, 2001 (psychology), where she lettered four years on the women's gymnastics team and was named MVP her senior year; Ball State University, 2004, earning a master's in sport and exercise psychology, and a minor in counseling.

Personal: A native of Orlando, Fla., Gilbert-Lowry currently lives in Christiansburg with her husband, Spencer, and their daughter, Brooklyn.

For more information on the Athletics Office of Student Life, visit the website hokiesports.com/studentlife

ATHLETIC PERFORMANCE

HELPING STUDENT-ATHLETES GET BIGGER, FASTER, STRONGER

Having a top-flight strength and conditioning program is one of the most important aspects of a successful college basketball program. Long before players ever step on a court in competition, the truly successful ones have dedicated themselves to the long hours of preparation it takes to be the best. The Virginia Tech strength and conditioning program is perfectly suited to develop successful student-athletes. And with the increased space in the Hahn Hurst Basketball Practice Center, this has proven even more so for the Hokies in the past two years.

Under the direction of Associate Athletics Director for Athletic Performance Mike Gentry and director of strength and conditioning for basketball programs David Jackson, the Virginia Tech strength and conditioning program is among the best in the nation, helping to make the men's basketball program one of the best as well.

One of the main support centers of Tech men's basketball is the strength and conditioning program. The results of hard work by the staff and the student-athletes have paid huge dividends as the Hokies have continually shown improvement in all aspects of college basketball.

The men's basketball team trains in the 4,000-square foot strength and conditioning center in the Hahn Hurst Basketball Practice Center. This dedicated weight room facility features free-weight equipment, a full line of Hammer Strength equipment, and four platforms. With this facility, Hokie basketball players do not need to split time between different weight rooms; everything needed to build a winner is under one roof.

Tech also has the use of a 10-by-40-yard sand pit located outdoors and adjacent to the weight room in the Merryman Center. This pit is used

for resistive running drills to improve speed. The Hokies also have the practice fields for use in running drills.

Each player has personal goals, which he works to achieve. There are two strength awards for the team — the personal record breaker and the elite award. In order to receive the personal record breaker award, the individual has to break all of his personal records. For the elite award, the player has to average a seven on a scale of 10 on all the exercises.

The Elite Level of Performance was created to push the athletes to higher levels. This level is a predetermined performance test which measures achievement for the individual's position. It comprises four tests in strength (bench press, squat, push jerk and power clean) and five tests in performance (vertical jump, 40-yard time, 10-yard time, sit-reach test and 20-yard shuttle).

DR. MIKE GENTRY

ASSOCIATE ATHLETICS DIRECTOR FOR ATHLETIC PERFORMANCE

Responsibilities: As associate athletics director for athletic performance, Gentry's duties include overseeing the strength and conditioning training of athletes in all 21 varsity sports at Virginia Tech, and he is directly involved in training the football team. Gentry also supervises the sports nutrition and sport psychology programs.

Joined VT Staff: 1987; 27th season.

Record at Virginia Tech: Gentry was inducted into the USA Strength and Conditioning Coaches Hall of Fame in 2010. He was named the second-annual Samson Strength & Conditioning Coach of the Year in the March 2005 issue of *American Football Monthly*.

In May 2003, Gentry was honored by the Collegiate Strength and Conditioning Coaches when he was named a Master Strength and Conditioning Coach. Gentry was one of only 36 coaches in the country to have received the CSCC's highest award when he was honored. In 1995 and 1996, Gentry was recognized by the National Strength and Conditioning Association as a finalist for the National Strength and Conditioning Professional of the Year.

Prior to Virginia Tech: Gentry worked as an assistant strength coach at UNC and as the head strength and conditioning coach at East Carolina University prior to coming to Virginia Tech in February 1987.

Education: Western Carolina, 1979 (physical education); UNC Chapel Hill, 1981 (master's degree); Virginia Tech, 1999 (doctorate; curriculum and instruction with emphasis in motor behavior).

Family: Gentry has a son, Roy Christopher (Bo), a former member of the Hokie football team from 2008-2011. Gentry is married to the former Wendy Ann Williams.



ATHLETIC PERFORMANCE

SPORT PSYCHOLOGY

Virginia Tech offers another important service to all of its student-athletes – sport psychology. Dr. Gary Bennett coordinates the sport psychology department, which offers psychological and performance enhancement services for student-athletes. Bennett works to serve the needs of Tech student-athletes. He is also affiliated with the Cook Counseling Center on campus.

The sport psychology department offers an injury group to afford injured athletes the opportunity to meet with a sport psychologist and other injured athletes and talk about the recovery process. On average, Bennett conducts over 50 individual sessions per week and meets weekly with teams as the need arises.

The response to the sport psychology program has been positive. The student-athletes are very receptive to the services offered by the doctors. The sport psychology office reaches out to student-athletes who may not have considered going to the counseling service that is offered to all students at Virginia Tech.



DR. GARY BENNETT

SPORT PSYCHOLOGIST

Responsibilities: Bennett meets with student-athletes on an individual basis for personal counseling and to discuss the mental aspects of the game. He also works on team building, communication and performance enhancement. Bennett has taught and supervised pre-doctoral level interns.

Joined VT Athletics Staff: 2000 (full time since 2007); 14th year.

Record at Virginia Tech: Bennett began working at Virginia Tech in 1995 at the Cook Counseling Center. Now, as the sport psychologist, he also serves on the committees for nutrition, performance and substance abuse; and the planning committee for the “Summit for Student-Athlete Success” events. He also works with various teams in the area of performance enhancement.

Education: Centre (Ky.) College, 1981, B.A. English, where he played baseball; University of Kentucky, 1988, master’s in rehabilitation counseling; UK, 1995, Ph.D. in counseling psychology.

Of Note: Bennett is licensed as a clinical psychologist and has additional training in sport psychology. He is certified as a sport psychology consultant by the Association of Applied Sport Psychology and is a member of Division 47 (exercise and sport psychology) of the American Psychology Association.

Personal: Bennett lives in Blacksburg and enjoys playing golf and basketball, as well as hiking and skiing, in his spare time.

SPORTS NUTRITION

Eating healthy and making food functional for athletic performance are important aspects of a Virginia Tech student-athlete’s life, and that’s why the athletics department implemented the sports nutrition program in July of 2002. Jennie Schafer is the department’s director of sports nutrition.

The sports nutrition program offers a wide variety of services that aim to enhance the performance of each student-athlete. Services include individual assessments, team talks, body composition analysis using the Bod Pod, grocery store tours, supplement management and education, disordered eating counseling, travel meal arrangements, and football training table menu planning and management. Schafer works closely with coaches, team physicians, athletic trainers, strength coaches and the sport psychologist to address any performance concerns. She directs the nutrition and performance committee that meets monthly to discuss student-athletes of concern.

The sports nutrition staff manages two facilities, the Nutrition Oasis and Fueling Station, that provide athletes fuel in between workouts, classes and meals. Each facility has chocolate milk, lactose-free recovery beverages, Gatorade, fresh fruit, bagels, and nuts along with nutrition handouts and bulletin boards. Gatorade bars and multivitamins are also available in the sports nutrition office.



JENNIE SCHAFFER, MAEd, RD

SPORTS NUTRITIONIST

Responsibilities: Schafer is responsible for all nutrition and performance related concerns for varsity student-athletes including individual counseling, team talks, body composition analysis using the Bod Pod, recovery nutrition plans, grocery store tours, training table menu planning, travel meal arrangements, managing the Nutrition Oasis and Fueling Stations, and supplement education.

Joined VT Staff: 2011; third year.

At Virginia Tech: Schafer worked as the sports nutrition graduate assistant under former director Amy Freel, before being hired as director. She directs the nutrition and performance committee.

Education: Roanoke College, 2005 (B.A., in sociology) while competing in basketball for four years; Virginia Tech, 2009 (B.S., in human nutrition, foods and exercise: dietetics option); Virginia Tech, 2010 (dietetic internship); Virginia Tech, 2013 (master of arts in education).

Of Note: Schafer is in her third year as director. She is a member of the Collegiate and Professional Sports Dietitians Association (CPSDA) and Academy of Nutrition and Dietetics.

Family: A native of Centreville, Va., Schafer currently lives in Christiansburg.

NUTRITION OASIS

USING WHOLE FOODS TO ENHANCE PERFORMANCE AND HEALTH

The Nutrition Oasis serves as a resource room, providing fuel for athletes before, during, and after training. It includes access to protein and carbohydrate recovery drinks, Gatorade, fresh fruit, and bagels for all Olympic sport athletes. A new and improved Oasis opened during the summer of 2013 and includes a much larger space to accommodate a full-service smoothie bar, nutrition education area, food prep and storage space, an additional sports nutrition office, and room for small catered events. This space allows the Sports Nutrition Program to continue to improve how it serves Virginia Tech student-athletes from a food and nutrition standpoint.



SPORTS MEDICINE

PROVIDING EXPERIENCED, PROFESSIONAL CARE

The Sports Medicine Department at Virginia Tech is constantly evolving to incorporate new ideas utilizing state-of-the-art resources for the betterment of all Hokie student-athletes. Under the leadership of Associate Athletics Director for Sports Medicine Mike Goforth, the department is constantly improving and developing new strategies to provide the most current and comprehensive care.

The team of certified athletic trainers, orthopaedic surgeons, Board Certified primary care physicians, chiropractors, physical therapists, sport psychologists, nutritionists, massage therapists and orthotists are available on site to manage the health care needs of Tech athletes. The staff continually looks for ways to enhance the services provided for its athletes as evidenced by its participation in local and national projects pertaining to related topics such as concussion management, prevention of antibiotic resistant types of staph infection (MRSA), high ankle sprains and collegiate health care management strategies. Research is considered instrumental to the sports medicine department. The department has participated in several projects with the engineering department and school of education, respectively.

Tech is in its 10th full year in the 4,300-square-foot Eddie Ferrell Memorial Training Room, which consolidated the training rooms that existed in the Merryman Center and Cassell Coliseum. The facility gives the training staff a centralized area to care for the needs of all Virginia Tech student-athletes. There is top-of-the-line equipment and a unique style of architecture, developed by Glenn Reynolds, AIA and Larry Perry as the consulting engineer.

Reynolds helped Tech spearhead another

expansion project that will double the size of the existing training room and unite the entire medical staff, putting both the athletic trainers and doctors under one roof. Construction began in the summer of 2013 to convert the current training room into a functional rehabilitation space for preventative and post injury care, while also adding doctor's offices adjacent to a new treatment area.

Tech has more than 10,000 square feet dedicated to sports medicine, placing it in the top five percent nationally. The training room also has offices for the staff, dozens of training tables, two cold tubs, whirlpools, an underwater treadmill, a Biodex System 3 and various other pieces of rehabilitation equipment and treatment modalities.

The Hahn Hurst Basketball Practice Center contains a fully-equipped training room. This area features two examination rooms, a taping area and hot and cold immersion tubs. A state-of-the-art Alter G rehab machine also is located in this area. The sports medicine staff can handle all aspects of treatment and rehabilitation of injuries from this room. Team physical therapist Erin Gibson works directly out of this facility in support of the basketball programs.

In addition, a training room has been constructed in Rector Field House for teams utilizing the facility, and the Gordon Family Mobile Sports Medicine Unit is a portable training room that can be transported to various venues.

Athletes have many options to help prevent or protect them from injuries. The sports medicine staff takes great pride in treating athletes year-round. Special attention is paid to offseason activity. The staff will analyze past injury data from each participant and construct a preventative program.

A vital part of student-athlete medical services is access to the LewisGale Hospital at Montgomery's SWVA Center for Orthopaedics and various specialty services offered through HCA Southwest Virginia and its affiliated hospitals.

"We are privileged to have access to the finest physicians and services that HCA has at its disposal," Goforth said. "It is comforting knowing that our local hospital has the best care available in this region of the country for our student-athletes."

Physical therapists Chris Rogers, Erin Gibson and Katie Rogers play a large role in the overall program developed to return an injured athlete to 100 percent. Team chiropractor, Dr. Greg Tilley, provides Tech athletes with specialized treatment for spine-related conditions and plays a huge role in performance enhancement through various chiropractic techniques.

"As certified athletic trainers, for us to have the resources of folks like Erin Gibson, Chris Rogers, Mario Travis, Katie Rogers, Greg Tilley and Gary Bennett is a tremendous asset," Goforth said. "The knowledge and skills that they bring are invaluable."

Team orthopaedic surgeons Dr. Marc Siegel and Dr. James Farmer bring a wealth of experience and skill to assist when athletes need orthopaedic consultation for certain types of sports-related injuries. Both surgeons bring a unique skill set and have an excellent bedside manner that ensures that athletes and parents alike are comfortable and confident whenever surgery may be indicated.

Over the past 14 years, Tech has developed the reputation for producing top-level certified athletic trainers. Graduates are now employed in positions across the country at various levels of the profession.



SPORTS MEDICINE

EXPANSION, IMPROVEMENTS BENEFIT ALL STUDENT-ATHLETES

The Hokies will see big changes in the Ferrell Training Room in the coming year. With the completion of the new Nutrition Oasis this past summer, construction began on expanding the existing training room. The project will double the size of the current training area and unite the entire medical staff in one area. The existing training room will become a new functional rehabilitation space with rubber flooring and a brand new rehab track where student-athletes can utilize a new training center as well as hydrotherapy to do even more preventative work and post injury rehabilitation. The expansion will also include the addition of individual offices for each trainer, a conference room and a larger treatment area that will nearly double the number of tables and space for work.

The new space will bring together the training room and the doctor's offices, which were previously located in neighboring buildings. The plans call for four physician's offices to be added in the training room expansion and have x-ray, ultra sound and EKG capabilities. The new accommodations will integrate all parts of Tech's medical staff, creating a more cohesive unit working to keep all of Tech's student-athletes in top condition throughout the year.



MIKE GOFORTH

ASSOCIATE ATHLETICS DIRECTOR FOR SPORTS MEDICINE

Responsibilities: As associate athletics director for sports medicine, Goforth oversees healthcare needs of all student-athletes and organizes all trainers and doctors while supervising all other services Tech offers.

Joined VT Staff: 1998; 15th year.

Prior to Virginia Tech: Goforth came to Tech from the Hamilton Medical Center/Bradley Wellness Center in Dalton, Ga., where he was the director of wellness and sports medicine. He has an extensive background in sports medicine, working at East Tennessee State University, William Fleming High School, Tusculum College, Greene County Sports Medicine/Industrial Cooperative and Pioneer Sports Medicine/Physical Therapy Clinic. He also has numerous opportunities to consult on program development throughout the country.

Education: East Tennessee State University, 1991, physical education; Virginia Tech, 1995, master's in sport management.

Family: Goforth and his wife, Tracy, a teacher at Blacksburg Middle School, have two sons – Ethan, 16, and Luke, 12.

BASKETBALL CARE SPECIALISTS



Dr. Greg Beato
Team Physician

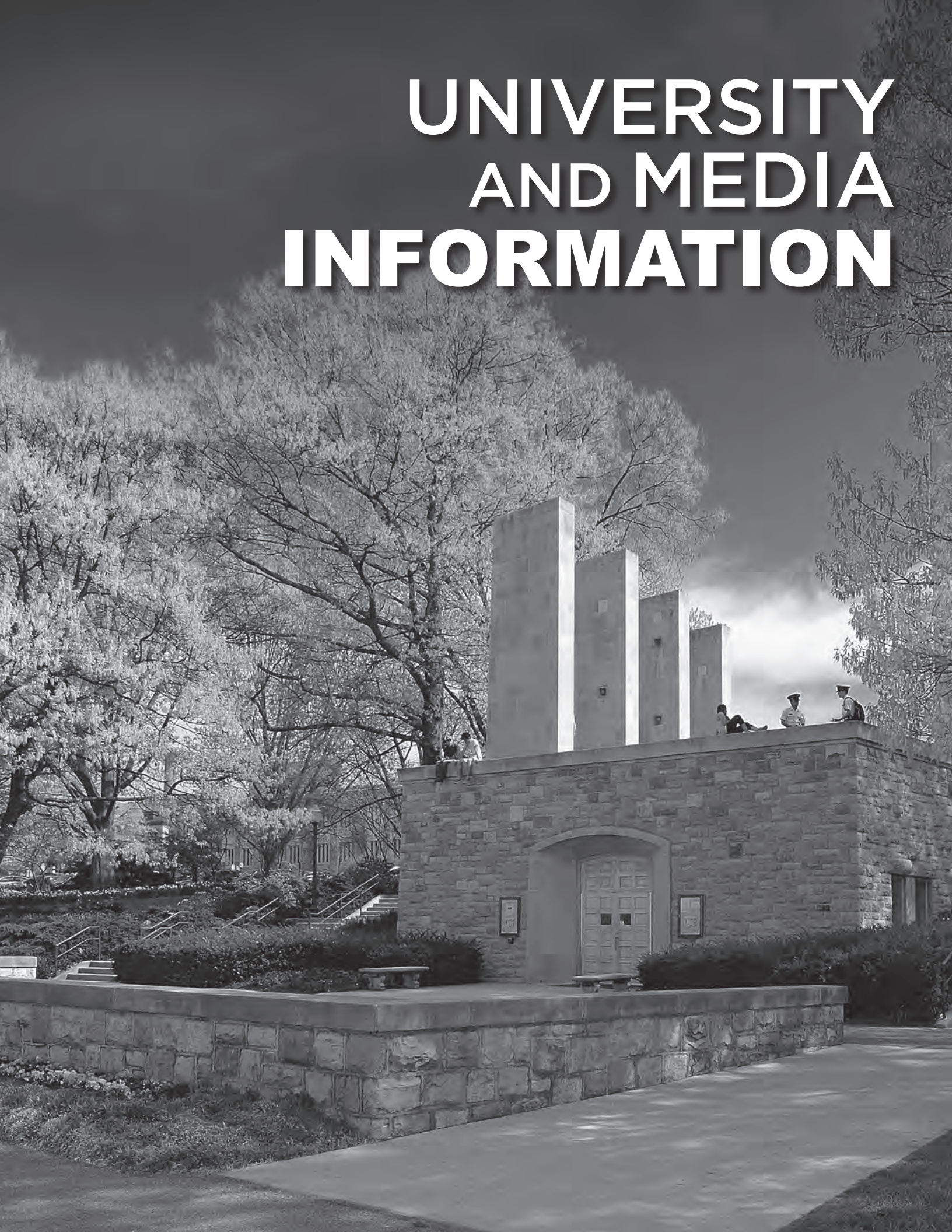


Erin Gibson
Sports Therapist



David Dieter
Athletic Trainer

UNIVERSITY AND MEDIA INFORMATION



VIRGINIA TECH



Dedicated to its motto, *Ut Prosim* (That I May Serve), Virginia Tech takes a hands-on, engaging approach to education, preparing scholars to be leaders in their fields and communities. As the commonwealth's most comprehensive university and its leading research institution, Virginia Tech offers 215 undergraduate and graduate degree programs to more than 31,000 students and manages a research portfolio of more than \$450 million. The university fulfills its land-grant mission of transforming knowledge to practice through technological leadership and by fueling economic growth and job creation locally, regionally, and across Virginia.

LEARNING

Virginia Tech's challenging academic standards and hands-on, minds-on teaching philosophy attract high-achieving students. More degree programs are available through the university's eight colleges (Agriculture and Life Sciences, Architecture and Urban Studies, Engineering, Liberal Arts and Human Sciences, Natural Resources and Environment, Pamplin College of Business, Science, and Virginia-Maryland College of Veterinary Medicine) and Graduate School than at any other university in the commonwealth. Some 93 percent of all departments offer e-learning courses.

DISCOVERY

The university's groundbreaking research transforms lives and communities. Virginia Tech

ranks in the top 50 research universities in the United States, and with more than 100 research centers and seven university-wide research institutes, the university also consistently ranks among the top institutions in industry-supported research. Tech's nationally and internationally recognized faculty and motivated students are involved in thousands of research projects in fields ranging from biotechnology to materials, from the environment and energy to food and human health, and from transportation to computing information. The university also boasts an award-winning park that is home to more than 140 companies.

ENGAGEMENT

As part of Virginia Tech's outreach mission and in adherence to its motto, the university serves and engages the citizens of the commonwealth, the nation, and the world. The university is involved in a multitude of economic and community development projects. It manages more than \$92 million in funded economic development projects in 44 countries and encourages faculty members to develop global course content and study-abroad opportunities for students. Virginia Cooperative Extension, operated jointly by Virginia Tech and Virginia State University, has been helping people improve their economic, cultural, and social well-being for nearly a century.





INTERESTING FACTS & FIGURES

- The university's annual budget for 2012-13 is more than \$1.2 billion.
- Virginia Tech has approximately 230,000 living alumni from every state and more than 100 countries.
- Virginia Tech's fully computerized library contains more than 2.3 million volumes, an array of specialized collections and numerous electronic databases.
- Virginia Tech is one of three public universities in the country that offers the combined advantages of a military-style leadership development program – here it is through the Virginia Tech Corps of Cadets – and a traditional academic and social life.
- U.S. News & World Report ranked Virginia Tech 28th nationally among public universities in its “America’s Best Colleges 2013.”
- U.S. News & World Report also ranked the College of Engineering’s undergraduate program 16th in the nation and its graduate program 24th. The Pamplin College of Business undergrad program ranks 40th in the nation.
- A Wall Street Journal survey of 479 employers in 2010 ranked Virginia Tech 13th in the nation for preparing graduates to succeed on the job.
- Design Intelligence ranked Virginia Tech’s undergraduate architecture program second in the nation for 2013. It also ranked the graduate landscape architecture program second in the U.S.
- Dining Services was ranked second in the nation for Best Campus Food in 2011 by the Princeton Review.
- The university’s Department of Forest Resources and Environmental Conservation was ranked second in North America in recent study conducted by Auburn University.

The university continues to win various awards for sustainability, promoting commuting, saving energy, and for other environmental efforts.



AT A GLANCE

- Main campus in Blacksburg, Virginia
- Comprised of eight colleges and the Graduate School
- Approximately 65 bachelor’s degree programs
- Approximately 150 master’s and doctoral degree programs
- Total enrollment on and off campus is about 31,000
- Main campus includes more than 125 buildings, 2,600 acres, and an airport
- Ranks 41st in university research expenditures in the United States
- Adjacent Corporate Research Center
- The Virginia Tech Carilion School of Medicine graduates its first class in spring 2014
- The Virginia Tech Research Center – Arlington opened in 2011





CHARLES STEGER

UNIVERSITY PRESIDENT

remembered for making the impossible a reality. He will be forever credited with negotiating Virginia Tech's entrance into the Atlantic Coast Conference in 2004 – a 50-year dream-come-true for Hokie fans. He recently completed a term as chair of the Presidential Oversight Committee of the Bowl Championship Series and continues to represent the Atlantic Coast Conference on the committee.

The Virginia Tech campus has been a construction zone for the better part of Steger's presidency. Under Steger, the university built 40 major buildings, exceeding all growth from 1872 to 1960.

One of the most exciting new initiatives to become reality was the completion of the new 144,000-square-foot Virginia Tech Research Center-Arlington in 2011 to enhance the university's

presence in the National Capital Region and ability to compete for major research grants and contracts.

The new Center for the Arts will host its first performance on Nov. 1. This 130,000-square-foot facility features a 1,300-seat performance hall, visual art galleries, and innovative creative technology lab spaces.

With his leadership, the university has reaffirmed its core mission of undergraduate education. The university is dedicated to fostering a research-intensive environment that offers students an opportunity to learn the scientific process while enhancing their critical-thinking skills.

Steger received his Bachelor of Architecture degree, Master of Architecture degree, and Ph.D., in Environmental Science and Engineering from Virginia Tech. He returned to Virginia Tech and when he became Dean of the College of Architecture and Urban Studies in 1981 at the age of 33, he was the youngest architecture dean in the nation. After 12 years in that role, he was appointed Vice President for Development and University Relations (1993-2000) before being named President in 2000.

With a bold vision built on demanding quality throughout the academic enterprise, Dr. Charles Steger has led initiatives to cement Virginia Tech's position among the nation's premier research institutions. In May he announced his intention to step down from the presidency and will serve until his replacement arrives.

"These years have been the highlight of my career in higher education, and it has been my privilege to serve as president during a period in which we have strengthened our academic programs and expanded our research and outreach programs," Steger said.

Steger has spent virtually his entire career at Virginia Tech, leading it from one superlative to another. Since becoming president in 2000, the university has increased its research portfolio by more than 300 percent, grown enrollment from 27,869 to 31,087, increased graduate enrollment by 12 percent, raised more than \$1 billion in private funding, added more than 2.5 million square feet of buildings, formed a school of biomedical engineering, created a school of medicine and joined the Atlantic Coast Conference.

Early in his tenure, Steger charted a course to bolster the research enterprise and compete

among the nation's elite universities. He oversaw creation of broad-based research institutes capable of garnering large-scale, multi-disciplinary sponsored research grants. He made significant investments in selected life science programs. University sponsored research moved from \$192 million in 2000 to more than \$450 million today. Virginia Tech is the only Virginia university to rank in the top 50 out of 679 universities in the nation in sponsored research.

Over the course of his presidency, Virginia Tech has increasingly become a first-choice school in the mid-Atlantic region for highly achieving students. The grade point average of incoming freshmen moved from 3.54 to 3.92 and SAT average changed from 1,173 to 1,212 during his time at the helm.

Steger partnered with Carilion Clinic to create the innovative Virginia Tech Carilion School of Medicine and Research Institute forming the fifth medical school in Virginia. The VTC Research Institute is fully operational in a new 152,000-square-foot building in Roanoke.

Other highlights of his presidency include the Principles of Community (2005) and the Virginia Tech Climate Action Commitment (2009).

In the minds of many, Steger will best be

PRINCIPLES OF COMMUNITY

Virginia Tech is a public land-grant university, committed to teaching and learning, research and outreach to the commonwealth of Virginia, the nation and the world community. Learning from the experiences that shape Virginia Tech as an institution, we acknowledge those aspects of our legacy that reflected bias and exclusion.

Therefore, we adopt and practice the following principles as fundamental to our on-going efforts to increase access and inclusion and to create a community that nurtures learning and growth for all of its members:


We affirm the inherent dignity and value of every person and strive to maintain a climate for work and learning based on mutual respect and understanding.

We affirm the right of each person to express thoughts and opinions freely. We encourage open expression within a climate of civility, sensitivity and mutual respect.

We affirm the value of human diversity because it enriches our lives and the university. We acknowledge and respect our differences while affirming our common humanity.

We reject all forms of prejudice and discrimination, including those based on age, color, disability, gender, national origin, political affiliation, race, religion, sexual orientation and veteran status. We take individual and collective responsibility for helping to eliminate bias and discrimination and for increasing our own understanding of these issues through education, training and interaction with others.

We pledge our collective commitment to these principles in the spirit of the Virginia Tech motto of *Ut Prosim* (That I May Serve).



**JIM
WEAVER**
DIRECTOR OF ATHLETICS

James C. Weaver, whose innovative ideas and work as a reformer have made him one of college athletics' most popular administrators, is the director of athletics at Virginia Tech.

Weaver, 68, was appointed on Sept. 24, 1997, and has been a tireless leader on behalf of Tech athletics. His efforts were recognized in 2009 when he accepted the prestigious John L. Toner Award, which is presented annually by the National Football Foundation & College Hall of Fame. The award is given to a director of athletics who has demonstrated superior administrative abilities and shown outstanding dedication to college athletics and particularly college football.

In his 16 years on the job at Tech, Weaver has taken steps to place increased emphasis on projects benefiting student-athletes. Under his leadership, the athletics department entered into a comprehensive agreement with NIKE beginning in 2007-08 that provides uniforms, clothing and equipment for all Virginia Tech varsity teams over an eight-year period. He created a comprehensive awards program for letterwinners and has initiated and funded an annual awards banquet. The Monogram Club was revitalized in 1998 and provides several benefits to former Hokie athletes, trainers and managers.

A top personal priority for Weaver is the continuing improvement of Tech's facilities. Progress is evident in a number of new facilities now in use or currently under construction.

A new football locker room and lounge has been constructed adjacent to Jamerson Athletic Center. The three-story building was completed in 2010 and features a spacious locker room for players and coaches, as well as a lounge on the second floor and a wrestling facility on the third floor. The vacated space in Jamerson has been renovated to provide expanded weight training, sports medicine and locker room facilities for Olympic sport teams.

Also, a new L.E.D. video display screen was

constructed in the north end zone of Lane Stadium this past summer, offering a larger screen and expanded advertising opportunities. Weaver negotiated an extension with Tech's multimedia rights contract holder, IMG College, to pay for the new video display and also new video display screens for Cassell Coliseum. The agreement extends the current contract into the year 2027 and provides enhanced revenue for the athletics department.

Plans for a new indoor football practice facility have been approved. This project calls for a regulation-sized artificial turf surface in a field house tall enough to allow for punting and kicking, and it will be conveniently located on a portion of the current outdoor football practice fields. This field house will allow the indoor track to stay up year-round in Rector Field House.

Other facility projects that have taken place during Weaver's tenure include the remodeling of Lane Stadium's west side, which was

completed in time for Tech's 2006 home opener. It involved the construction of additional new luxury suites, a new President's area, four private club seating areas, a ticket office, athletic fund offices, a memorabilia area and a new student academic services area.

Also, Tech's basketball staffs and teams moved into their new practice facility in 2009. The \$20 million building boasts two practice gyms, a 3,000 square-foot basketball weight room, coaches' offices, film rooms and locker rooms.

Weaver presided over Tech's move into the Atlantic Coast Conference in 2004-05, when Virginia Tech and Miami were officially introduced as the 10th and 11th members of the ACC, effective July 1, 2004.

Weaver came to Tech from Western Michigan University where he was director of athletics from January 1996 until he came to Blacksburg. While at Western Michigan, he announced creation of a \$7 million football center, stabilized fluctuating revenues and installed a CHAMPS Life Skills program.

Prior to that, he was AD for three and a half years at UNLV, where he reconstructed a troubled athletic department. He drew rave reviews at UNLV for his fundraising expertise. He generated nearly \$15 million in his time there and built a new athletic complex.

Prior to landing the athletic director's job at UNLV, Weaver spent nine years at the University of Florida. He was a strong force at Florida in the field of compliance and concluded his time there as associate athletics director.

Weaver says that various schools' interest in him as a reformer through the years can be traced to Penn State. It was with the Nittany Lions' football team that Weaver first made a name for himself in athletics. He was a center and linebacker on Penn State teams coached by the legendary Rip Engle and Joe Paterno. A native of Harrisburg, Pa., Weaver was recruited to Penn State by Engle.

Weaver graduated from Penn State in 1967 with a bachelor's in psychology and rehabilitation education. He received a master's in college counselor education, also from Penn State, in 1968.

Weaver started a coaching career as an assistant at Penn State for six seasons. During that time, the Lions played in five bowl games – the Cotton, Gator, Sugar and Orange (twice).

He later was the offensive coordinator at Iowa State and head coach for one season at Villanova in 1974. He also spent five years as an assistant professor at Clarion State and three years as director of franchise sales at Athletic Attic.

Weaver and his wife Traci have four sons – Josh, Paul, Cole and Craig.



Jim Weaver poses with his family at the June wedding of son Cole Tessar to the former Jillian Rubbiccio. Also pictured (l-r) are sons Paul and Craig, wife Traci and son Josh.

DEPARTMENT DIRECTORY

VIRGINIA TECH ATHLETICS

- Jamerson Athletics Center
- Cassell Coliseum
- Merryman Center
- West Side Lane Stadium
- Hahn Hurst Basketball Practice Center
- Blacksburg, VA 24061
- All phone numbers are area code 540



ADMINISTRATION

Jim Weaver.....	Director of Athletics	231-3977
Sharon McCloskey.....	Senior Associate Director of Athletics/Senior Woman Administrator	231-8137
Tim East.....	Associate Director of Athletics for External Affairs.....	231-6600
Tom Gabbard.....	Associate Director of Athletics for Internal Affairs	231-1828
Chris Helms	Associate Director of Athletics for Olympic Sports.....	231-3869
Jon Jaudon	Associate Director of Athletics for Administration	231-1830
John Ballein.....	Associate Athletics Director for Football Operations	231-9988
Tim Parker.....	Associate Director of Athletics for Compliance & Governance	231-2937
Mike Gentry.....	Associate Director of Athletics for Athletic Performance	231-2984
Reyna Gilbert-Lowry	Assistant Director of Athletics for Student Life.....	231-3956
Mike Goforth.....	Associate Director of Athletics for Sports Medicine.....	231-7742
Lisa Rudd.....	Associate Director of Athletics for Financial Affairs.....	231-6553
Dave Smith.....	Assistant Athletics Director for Communications	231-9965
Sandy Smith.....	Assistant Athletics Director for Ticketing Services.....	231-6731
Jeremy Wells.....	Assistant Athletics Director for Marketing & Promotions	231-2515
Pam Linkous.....	Director of Human Resources and Diversity Management	231-3142

ADMINISTRATIVE SUPPORT

Maryanne Baffi.....	Administrative Assistant, Olympic Sports (Baseball, Softball, Women's Soccer).....	231-3671
Jean Ann Bailey	Administrative Assistant, Marketing and Promotions	231-2371
Vickie Graham.....	Receptionist.....	231-9984
Lisa Maddox.....	Administrative Assistant, Olympic Sports (M/W Tennis, M/W Swimming & Diving).....	231-9415
Penny Martin	Administrative Assistant to SWA and External Affairs	231-8137
Theresa Repass	Sports Medicine Clerk	
Alison Whittaker	Administrative Assistant, Olympic Sports (Lacrosse, Volleyball, Wrestling)	231-3719
Kellie Shaver.....	Administrative Assistant, Olympic Sports (Men's Soccer, M/W Track & Cross Country)	231-5037
Carmela Smith.....	Administrative Assistant to the Athletics Director.....	231-3977
Shelby Smith	Internal Affairs (Golf).....	231-6265
Sandy Weber.....	Office Manager, Sports Medicine/Athletic Performance	231-7741
Joyce Wynn	Administrative Assistant, Administration	231-5497

ATHLETIC FUND..... 231-6618

Lu Merritt.....	Senior Director of Development for Intercollegiate Athletics	
Diana Adkins	Alumni Program Coordinator	231-8481
Angelique Baldwin	Fiscal Technician	
Brandy Barrow	Fiscal Technician	231-0484
Terry Bolt.....	Director of Development for Special Gifts and the Athletic Annual Fund	231-3994
Jane Broadwater	Executive Secretary	
Scott Davis.....	Associate Director of Development for Intercollegiate Athletics	231-1936
David Everett.....	Director of Major Gifts for Intercollegiate Athletics	231-8480
Ben Hill.....	Associate Director of Development for Intercollegiate Athletics	231-3082
Dana Partin	Fiscal Technician	231-5013
To be named	Associate Director of Development for Intercollegiate Athletics	231-8479

ATHLETIC PERFORMANCE

Mike Gentry.....	Associate Director of Athletics for Athletic Performance	231-2984
Gary Bennett, Ph.D.....	Sport Psychologist	231-2556
Megan Evans.....	Strength & Conditioning Coordinator for Olympic Sports.....	231-7386
Ryan Shuman	Strength & Conditioning Coordinator for Olympic Sports.....	231-1407
Jennie Schafer.....	Director of Sports Nutrition.....	231-9910
Jarrett Ferguson.....	Director of Strength & Conditioning for Football	231-8207
David Jackson.....	Director of Strength & Conditioning for Basketball Programs.....	231-7857
Terry Mitchell.....	Director of Strength & Conditioning for Olympic Sports.....	231-7386
Keith Short	Strength & Conditioning Coordinator for Football	231-8207
Brandon Dillard	Coordinator for Basketball Programs	

ATHLETICS COMMUNICATIONS..... 231-6726

Dave Smith.....	Assistant Athletics Director for Communications	
Anne Panella	Publications Director	231-7684
Bill Dyer.....	Associate Director	231-8852
April Goode.....	Associate Director	231-8823
Bryan "BJ" Johnston.....	Associate Director	231-3387
Dave Knachel.....	Photography Coordinator.....	231-1838
Marc Mullen.....	Assistant Director, Inside Hokie Sports.....	231-1894
Rachel Perreault.....	Assistant Director	231-2228
Jimmy Robertson	Editor, Inside Hokie Sports	231-4134
Damian Salas.....	Director, Internet Services/Webmaster.....	231-8816
John Sours.....	Graphic Designer/Web Designer	231-6329
Stacey Wells.....	Graphic Designer/Web Designer	231-6756
Donna Smith.....	Administrative Assistant.....	231-6726

**ATHLETICS
MANAGEMENT
STAFF**



Sharon McCloskey
Senior Associate
A.D./SWA



Tim East
Associate A.D.,
External Affairs



Tom Gabbard
Associate A.D.,
Internal Affairs



Chris Helms
Associate A.D.,
Olympic Sports



Jon Jaudon
Associate A.D.,
Administration



John Ballein
Associate A.D.,
Football Operations



Mike Gentry
Associate A.D.,
Athletic Performance



Mike Goforth
Associate A.D.,
Sports Medicine



Tim Parker
Associate A.D.,
Compliance



Lisa Rudd
Associate A.D.,
Financial Affairs



Reyna Gilbert-Lowry
Assistant A.D.,
Student Life



Derek Gwinn
Assistant A.D.,
Compliance



Dave Smith
Assistant A.D.,
Athletics Comm.



Sandy Smith
Assistant A.D.,
Ticketing Services



Jeremy Wells
Assistant A.D.,
Marketing & Promotions



Jermaine Holmes
Dir., Student-Athlete
Academic Support



Pam Linkous
Dir., Human Resources
& NCAA Initiatives



Lu Merritt
Dir., Development
for Intercollegiate
Athletics



Cara Walters
Game Operations
Manager



Russ Whitenack
Director of the
Monogram Club

BASEBALL **231-3671**
Pat Mason Head Coach
Mike Kunigonis Associate Head Coach 231-3098 ??
Robert Woodard Assistant Coach 231-9976 ??

BASKETBALL (MEN'S) **231-6725**
James Johnson Head Coach
Kurt Kanaskie Assistant Coach
Andrew Moore Assistant Coach
Ramon Williams Assistant Coach
Robert Harris Director of Men's Basketball Operations 231-4412
Kenny Brown Video Coordinator 231-3459
Sharon Spradlin Administrative Assistant 231-6725

BASKETBALL (WOMEN'S) **231-4998**
Dennis Wolff Head Coach
Tom Joyce Associate Head Coach
Bett Shelby Assistant Coach
Jermaine Woods Assistant Coach
Bill Old Dir. of Women's Basketball Operations 231-7629
Lisa Strack Video Coordinator
Dianne Santolla Administrative Assistant 231-4998

BUSINESS OFFICE
Lisa Rudd Associate A.D., Financial Affairs 231-6553
Michelle Collins Business Manager 231-6590
Gary Steck Assistant Business Manager 231-2196
Duane French Financial Services Specialist 231-9200
Darla Chudzik Administrative Services Manager 231-7116
Stuart Cochran Travel Coordinator 231-6351

CENTERPLATE CONCESSIONS
Doug Dodson 231-3279

COMPLIANCE
Tim Parker Associate A.D. for
Compliance & Governance 231-2937
Derek Gwinn Assistant A.D. for Compliance 231-2696
Heather LaFon Director of Compliance 231-0644

Bridget Brugger-McSorley ... Director, Compliance
and Athletics Title IX 231-4776

EQUIPMENT **231-9967**
Lester Karlin Director of Equipment Services
Eric Cross Assistant Equipment Manager 231-6203
Shawn Fizer Assistant Equipment Manager 231-4696
Reuben Moguel Assistant Equipment Manager 231-0995

FACILITIES, GAME OPERATIONS AND GROUNDS
Eric Bremner Landscape/Horticulture Manager 231-2840
Jerry Cheynet Game Operations Coordinator 231-6067
Greig Denny Director, Burrows-Burleson Tennis Center/
Field House 231-5908
Jessica Hartman Assistant Manager, Burrows-Burleson
Tennis Center 231-5908
Tyler Brewer Fields Coordinator (Baseball) 231-6067
Derek Lester Facilities Coordinator 231-6067
Andy McReynolds Fields Coordinator 231-6067
Pete Pool Facilities Coordinator (Stadium) 231-6067
Emerson Pulliam Fields Coordinator 231-6067
Kent Sheets Facilities Manager 231-2199
James Torgersen Facilities Manager 231-7584
Ronnie Turpin Maintenance Supervisor 231-6067
Casey Underwood Director of Outside Facilities 231-6067
Don Vaughn Game Operations Assistant 231-8284
Cara Walters Game Operations Manager 231-9963

FOOTBALL
Frank Beamer Head Coach 231-4132
Coaching Staff 231-6368
Shane Beamer, Cornell Brown, Bud Foster, Torrian Gray, Scot Loeffler, Jeff
Grimes, Aaron Moorehead, Bryan Stinespring, Charley Wiles
John Ballein Associate A.D. for Football Operations 231-9988
Bruce Garnes Deputy Director of Football Operations 231-9991
Diana Clark Executive Secretary to Head Coach 231-4132
Lisa Marie Administrative Assistant 231-6368
Kristie Verniel Administrative Assistant 231-9991

DEPARTMENT DIRECTORY

GOLF (MEN'S)

Jay HardwickHead Coach 231-6435
 Brian Sharp.....Associate Head Coach 231-6435

GOLF (WOMEN'S)

Carol RobertsonHead Coach 231-4757
 To be namedAssistant Coach

HOUSEKEEPING

Connie Amos.....Cassell/Jamerson/Merryman 231-2199
 Kelly Cahill.....Stadium 231-6067
 Kathy CarterCassell/Jamerson/Merryman 231-2199
 Tree Dove.....Supervisor (Cassell/Jamerson/Merryman).. 231-2199
 Sandra Duncan.....Stadium 231-6067
 Paul Farrier.....Cassell/Jamerson/Merryman 231-6067
 Chester Handy.....Cassell/Jamerson/Merryman 231-2199
 Clara Kinzie.....Stadium 231-6067
 Eddie MatajStadium 231-6067
 Delores RoseCassell/Jamerson/Merryman 231-2199
 Pandoria Ross.....Cassell/Jamerson/Merryman 231-2199
 Susan Slade.....Cassell/Jamerson/Merryman 231-2199

INFORMATION SYSTEMS

Tommy Regan.....Director of Information Systems 231-7539
 Chris Mayer.....Computer Technician..... 231-9361

IMG COLLEGE..... 961-7604

Brandon Forbis.....General Manager
 Kyle WinchesterAssociate General Manager
 Jon ZeitzSenior Account Executive
 Eric YoppSenior Account Executive
 Win JoynerAccount Executive
 Chris Saccoccia.....Partner Services Coordinator
 Bill Roth.....Director of Broadcast Operations
 Andrew AllegrettaAssistant Director of Broadcasting
 Mike BurnopBroadcast Commentator/
 New River Office Supply 552-6611

LACROSSE (WOMEN'S)

Megan BurknerHead Coach 231-9454
 Danielle EtrascoAssistant Coach 231-8285
 Liz Hogan.....Assistant Coach 231-2776

MARKETING & PROMOTIONS

Jeremy WellsAssistant A.D. for Marketing & Promotions ... 231-2515
 Jimmy SkilesDirector of Marketing & Promotions..... 231-3236
 Grant Duncan.....Assistant Director 231-2038
 JC WhiddenAssistant Director 231-8783

MONOGRAM CLUB

Russ Whitenack.....Director 231-9156
 Billy Hite.....Director of Alumni Relations for Athletics... 231-9105
 Jim CavanaughDirector of Alumni Relations for Athletics... 231-9108

SOCCER (MEN'S)..... 231-7143

Mike BrizendineHead Coach
 Patrick McSorleyAssistant Coach
 Jeff Kinney.....Assistant Coach

SOCCER (WOMEN'S)

Chugger AdairHead Coach 231-6660
 Erin LycanAssistant Coach 231-6859
 Andrew KoppAssistant Coach 231-6660

SOFTBALL

Scot Thomas..... Head Coach..... 231-2720
 Al Brauns..... Associate Head Coach 231-1804
 Angela O'Brien Assistant Coach..... 231-3063

SPIRIT (CHEER, DANCE, HOKIEBIRD MASCOT)

Perren Young..... Spirit Coach..... 231-5744
 HokieBird Information

SPORTS MEDICINE/ATHLETIC TRAINING..... 231-7741

Mike Goforth..... Associate A.D. for Sports Medicine..... 231-7742
 Katie Baer Athletic Trainer..... 231-2711
 Sean Collins..... Athletic Trainer..... 231-6410

Keith Doolan Athletic Trainer..... 231-2187
 Dave Dieter Athletic Trainer..... 231-7269
 Jimmy Lawrence..... Athletic Trainer..... 231-5690
 Amy Kunogonis Athletic Trainer..... 231-9691
 Freddy Purnell..... Athletic Trainer..... 231-2284
 Greg Beato, D.O. Physician 231-5983
 Gunnar Brolinson, D.O. Physician 231-5983
 Mark Rogers, D.O., M.A.... Physician 231-4000
 Greg Tilley, D.C. Chiropractor..... 951-1183

STUDENT SERVICES

Reyna Gilbert-Lowry Assistant A.D. for Student Life..... 231-3956
 Danny White Director of Student-Athlete Affairs 231-1252

STUDENT-ATHLETE ACADEMIC SUPPORT SERVICES

Jermaine Holmes Director of Student Athlete
 Academic Support Services..... 231-6165
 Katie Ammons Cross Senior Associate Director..... 231-2245
 Sarah Armstrong Associate Director 231-9094
 Cory Byrd Assistant Director/Tutor Coordinator 231-2243
 Tim Moore Assistant Director..... 231-1415
 Mike Swanhart Assistant Director..... 231-0481
 Nick Vaccaro..... Assistant Director..... 231-9986
 Terrie Repass Administrative Assistant 231-6165
 Beth Noteware Learning Specialist 231-0476
 Emily Clinkhammer Learning Specialist 231-1934

SWIMMING & DIVING (MEN'S & WOMEN'S)

Ned Skinner..... Director of Men's and Women's Swimming
 and Diving Program 231-5086
 Ron Piemonte Head Men's and Women's Diving Coach.... 231-3301
 Sarah StockwellAssistant Coach 231-4768
 Reed Robelot.....Assistant Coach
 Aaron Bell.....Assistant Coach

TENNIS (MEN'S)

Jim Thompson.....Head Coach 231-4589
 Stephen HussAssistant Coach 231-4845

TENNIS (WOMEN'S)

Terry Ann Zawacki-Woods.....Head Coach 231-9971
 Freddy Gomez.....Assistant Coach 231-6504

TICKET OFFICE..... 231-6731

Sandy SmithAssistant A.D. for Ticketing Services
 Stephen Medley.....Associate Ticket Manager
 Nancy RodriguezAssistant Ticket Manager
 Corey Pelot.....Assistant Ticket Manager
 To be namedAssistant Ticket Manager
 Monna Booth.....Ticket Office Assistant
 Chris Bales.....Ticket Office Assistant
 Sara Davis.....Ticket Office Assistant

TRACK & FIELD AND CROSS COUNTRY (MEN'S & WOMEN'S)

Dave Cianelli.....Director of Track & Field
 and Cross Country 231-3094
 Greg Jack.....Associate Head Coach,
 Men's Track & Field 231-2154
 Charles FosterAssistant Coach, Track & Field 231-9977
 Ben ThomasCross Country and Distance Coach..... 231-9978
 Paul Zalewski.....Assistant Track & Field Coach/
 Technical Director..... 231-6929

VIDEOGRAPHY

Kevin HicksDirector of Broadcasting
 and Visual Media 231-9804
 Tom Booth.....Director of Video 231-9990
 Jed Castro.....Producer 231-9990
 Brian WallsProducer 231-9990
 Megan CaligiuriGraphic Artist 231-9990
 Chris Bullard.....Live Event and Video Editor..... 231-9990

VOLLEYBALL (WOMEN'S)

Chris RileyHead Coach 231-9972
 Shelbylynn AdairAssistant Coach 231-1927
 Jen Malcom.....Assistant Coach

WRESTLING

Kevin DresserHead Coach 231-1135
 Tony Robie.....Associate Head Coach 231-3185
 David HoffmanAssistant Head Coach 231-1119

VIRGINIA TECH ATHLETIC FUND

HOKIE CLUB WORKS TO KEEP TECH'S MOMENTUM BUILDING

The Virginia Tech Athletic Fund has been supporting Tech Athletics since 1949, and 2012 was another successful year. The Hokie Club staff would like to thank all of the members who gave generously in support of athletic scholarships, new and renovated facilities and programmatic needs. We want to welcome the new members who have joined the Hokie Club in 2012 as they will help meet the rising cost of tuition, room and board for our student athletes.

"Our membership takes pride in Virginia Tech's competitive posture in the Atlantic Coast Conference and on a national level. They express this pride with their financial support, purchase of season tickets and attendance at games both at home and on the road," said Lu Merritt, Senior Director of Development for Intercollegiate Athletics.

Donors make gifts in outright forms such as cash and real estate, or through planned or

deferred gifts such as a will or retirement plan. Visit the website at www.hokieclub.com.

The Athletic Fund is proud of its staff and its volunteers who help ensure that the 65 Hokie Clubs throughout the region continue their active efforts to support and promote athletics at Virginia Tech.

Glenn Reynolds of Blacksburg, Va., is the current president of the Athletic Fund and Jim Pearman of Salem, Va., is the vice president.



Visit the
Hokie Club site
for more information:
www.hokieclub.com
Phone: (540) 231-6618
Fax: (540) 231-3260

The Hokie Club staff
(front row, l-r):
Dana Partin,
Diana Adkins,
Nancy Gabbard,
Angeliqne Baldwin,
Jane Broadwater
and Brandy Barrow;
(back row, l-r) Lu Merritt,
Ben Hill, Scott Davis,
David Everett,
Brian Thornburg
and Terry Bolt.

THE MONOGRAM CLUB

STAYING CONNECTED WITH FORMER TEAMMATES AND COACHES

Virginia Tech's student-athletes hold a special place at the university, even after their playing days are over. That is why the Tech Athletics Department created the Virginia Tech Monogram Club, an organization that caters to former athletes, cheerleaders, dance team members, student, video staff, trainers and managers.

Current Athletics Director Jim Weaver resurrected the Monogram Club in 1998 and has added several incentives for former athletes. After being hired in 2001, former track and field coach Russ Whitenack has guided the Club to new prominence. Under his leadership, the Club has served as host for tailgates after most home football games and prior to bowl games. During the weekend of the Spring Game, the Monogram Club holds a golf tournament and several socials for members and their families. Whitenack also organizes many team and sport reunions as part of his role.

Club members receive several other benefits. Each member receives a complimentary subscription to Inside Hokie Sports. Additionally,



the Monogram Club receives an allotment of 100 tickets for each home football game that it can sell on a first-come, first-serve basis. For many games, Club members are the only people who can buy individual game tickets.

The Monogram Club maintains a website for its members – www.vtmonogram.com. The site offers several new features such as the ability to search for the addresses of former teammates and get information about upcoming events and reunions. You can also use the link from Hokiesports.com

In hopes of helping former athletes reconnect with their teammates, all registered with the

Monogram Club get invitations to Virginia Tech athletics reunions and all social events.

These added perks have naturally translated into larger membership numbers for the Club. However, Whitenack wants to see those numbers continue to grow, particularly among recent graduates. A one-year membership costs \$40. A five-year membership costs \$160, and a lifetime membership costs \$800. Recent graduates are given a three-year complimentary membership if they register on line.

If you are a former Hokie athlete, trainer or manager, contact Russ Whitenack to join the Monogram Club at 540-231-9156 or rwhitena@vt.edu. It is one of the best values in Tech athletics, and it is the department's way of continuing to say thank you for your service to the university.



Russ Whitenack

ATHLETICS COMMUNICATIONS



Dave Smith



Bill Dyer
Men's Basketball
Primary Contact



Rachel Perreault
Men's Basketball
Secondary Contact

Bill Dyer is in his 14th season as the media relations contact for the Virginia Tech men's basketball program. With more than 25 years experience in the athletics communications field, Dyer is in his seventh year as associate director in the office. He is a 1984 graduate of James Madison University and has made stops at Florida, Villanova, Syracuse and Appalachian State before arriving in Blacksburg.

Rachel Perreault is in her second year as an Assistant Director in the office and is the secondary contact with the men's basketball program. Perreault, a 2009 graduate of the University of Massachusetts, was the staff assistant in the office in 2011-12 after serving as an intern for two years.

Dave Smith, in his 38th year at Virginia Tech, heads up the office as the assistant A.D. for athletics communications. Dyer, April Goode and Bryan Johnston serve as Associate Directors of Athletics Communications. Jimmy

Robertson is the editor of *Inside Hokie Sports*. Perreault and Marc Mullen are Assistant Directors and Jason Krech and Bryson Jones serve as interns in Athletics Communications.

Anne Panella directs the publications unit, while Dave Knachel is the photography coordinator. Stacey Wells and John Sours serve as graphic/web designers. Damian Salas oversees the official website, hokiesports.com. Donna Smith serves as the administrative assistant and first contact person for the office.



Bryan Johnston



April Goode



Jimmy Robertson



Marc Mullen



Anne Panella



Dave Knachel



Damian Salas



Stacey Wells



John Sours



Donna Smith

COMMUNICATIONS STAFF DIRECTORY

460 Jamerson Athletic Center (0502)
Blacksburg, VA 24061
Office Phone: (540) 231-6726
Office Fax: (540) 231-6984
Dyer Cell: (540) 998-5906

Name	Title	Office Phone	Email
Dave Smith	Assistant A.D. for Athletics Communications	(540) 231-6726	vtSID@vt.edu
Bill Dyer	Associate Director, Athletics Communications	(540) 231-8852	wdyer@vt.edu
April Goode	Associate Director, Athletics Communications	(540) 231-8823	aprgoo@vt.edu
Bryan Johnston	Associate Director, Athletics Communications	(540) 231-3387	blj@vt.edu
Marc Mullen	Assistant Director, Athletics Communications	(540) 231-1894	marcm@vt.edu
Rachel Perreault	Assistant Director, Athletics Communications	(540) 231-2228	rachelp5@vt.edu
Jimmy Robertson	Editor, <i>Inside Hokie Sports</i>	(540) 231-4134	jrob@vt.edu
Donna Smith	Secretary for Athletics Communications	(540) 231-6726	sidsec@vt.edu
Bryson Jones	Intern	(540) 231-6892	bryson12@vt.edu
Jason Krech	Intern	(540) 231-1494	jkrech@vt.edu

The following offices are located in 404 Cassell Coliseum:

Anne Panella	Publications Director	(540) 231-7684	apanella@vt.edu
Dave Knachel	Photography Coordinator and Designer	(540) 231-1838	dknachel@vt.edu
Damian Salas	Director and Webmaster, hokiesports.com	(540) 231-8816	dsalas@vt.edu
Stacey Wells	Graphic/Web Designer	(540) 231-6756	swells86@vt.edu
John Sours	Graphic/Web Designer	(540) 231-6329	jsours@vt.edu

hokiesports.com

MEDIA INFORMATION

PRESS SERVICES

The Virginia Tech Athletics Communications Office will be available throughout the 2013-14 basketball season to accommodate any media requests. Following are some guidelines that will make it easier for media members to cover the Virginia Tech men's basketball team. Any additional questions should be directed to Bill Dyer, athletics communications director for men's basketball or Rachel Perreault, assistant director of athletics communications.

PRESS CREDENTIALS

Once again this season, Virginia Tech will use an online credentialing system. Email Bill Dyer at wdyer@vt.edu for instructions.

Requests for press credentials are screened with care to ensure a working press row. Traditional print, television and radio (media agency) regularly assigned to cover Virginia Tech and the visiting school, as well as national news-gathering agencies, will receive first priority. Any abuse of a working credential will result in the media agency losing credential privileges.

Priorities

1. Originating radio and television personnel involved in a live television or radio broadcast of a Virginia Tech intercollegiate athletic competition.
2. Daily newspapers, wire services, and regional and national publications that regularly and substantially report on Virginia Tech intercollegiate athletics.
3. Non-originating radio and television personnel producing reports on a Virginia Tech intercollegiate athletic competition. Only local radio stations with a full-time sports director conducting a regular and substantial sports show reporting on Virginia Tech intercollegiate athletics receive consideration for credentials.
4. Officially recognized Virginia Tech student publications and daily student electronic media outlets that regularly and substantially report on Virginia Tech intercollegiate athletics.
5. Requests submitted by the opposing team's Sports Information Director.
6. Official websites of Atlantic Coast Conference schools, non-conference opponents, and the Atlantic Coast Conference office.
7. Non-daily newspapers or publications that regularly and substantially report on Virginia Tech intercollegiate athletics.
8. NBA scouts.
9. Online entities that meet the requirements set out in guideline 7, below.

Guidelines

1. Season media credentials are issued to those organizations that report on Virginia Tech intercollegiate athletics on a regular and substantial basis, as outlined above.
2. With the exception of Hokie beat reporters reporting on the team on a daily basis and producing daily reports, all passes are approved and issued on a game-by-game basis.
3. All passes and credentials are non-transferable without prior approval from the Virginia Tech Athletic Communication Office. Passes used by any member of a credentialed outlet without specific editorial assignment or by non-working members of the organization are subject to revocation upon University request.
4. Due to limited space and to ensure compliance with NCAA guidelines, credentials for "freelance" writers or photographers will not be considered without a specific assignment received in writing by the assigning organization.
5. Virginia Tech and the NCAA prohibit the issuance of credentials to representatives of an organization that regularly publishes gambling information, such as "tout sheets" or "tip sheets." Virginia Tech will not issue credentials to organizations whose primary function is to deliver news related to the recruitment of student-athletes, unless owned and operated under a national, parent company.
6. No credentials will be issued to individuals under the age of 18. Admission to media facilities are for working media only.
7. Credentials may be issued: a) to online entities that are affiliated with a national media organization; or, b) to online entities that host a website that regularly and substantially reports on Virginia Tech intercollegiate athletics, and employs for that Virginia Tech-dedicated website at least two full-time, salaried employees who write a substantial majority of all material posted on the site. Neither independent bloggers, nor fan sites where anyone can submit articles for publication, will be credentialed. Online entities must register at least 20,000 legitimate unique users per month in each of the past 12 months, and must have been in existence for a minimum of three years, to be given consideration.
An online entity that meets the requirements of either 7.a) or 7.b) and which sponsors message boards (free or pay) or chat rooms may be credentialed only if the entity enforces its policies regarding abusive, discriminatory and inflammatory material.
8. University personnel may deny or revoke credentials without notice and an individual shall surrender his/her credential upon request for: noncompliance with the

priorities or guidelines set out in this policy; noncompliance with health, safety, or security directives issued regarding University athletic events; violations of University, Department of Intercollegiate Athletics, NCAA, or ACC policies; and for conduct for which there are reasonable grounds to believe violate state or federal law, or constitute a breach of professional ethics, including inappropriate dress and/or intoxication. Any organization that wishes to contest a denial or revocation shall: a) request the Athletics Communications Office provide a written rationale for the denial or revocation; b) submit a written response to that rationale to the Associate Athletic Director for External Affairs. After reviewing the response, the Associate Athletic Director for External Affairs, in consultation with appropriate University officials, shall issue a decision to uphold or reverse the denial or revocation. The Associate Athletic Director's decision shall be final.

9. The Virginia Tech Athletics Communications Office reserves the right to change this policy at any time.

PHOTO CREDENTIALS

The NCAA has established a control policy to keep the court free from congestion. Only photographers on assignment and members of the television media are given photo credentials. Freelance or amateur photographers will not be issued credentials. Accredited photographers may work along the playing floor at both ends behind the restriction line established by the NCAA. Permission to install strobe lighting must be made, in writing, to Bill Dyer, athletics communications director for men's basketball, at least 10 days in advance of the game. Photographers should follow the same credentialing system as listed above.

MEDIA WILL CALL

In most cases, credentials will be mailed. Credentials may be picked up the day before a game from secretary Donna Smith in the Athletics Communications Office. Credentials not mailed or picked up will be held at the Will Call Window located at the front entrance to Cassell Coliseum.

PARKING

Media parking is extremely limited. Parking is available in the lot across from Cassell Coliseum. The entrance to this lot is on Spring Road. Requests for parking credentials should be made using the online credentialing system.

AT THE GAME

Cassell Coliseum is the site of Hokie home basketball games. There is no smoking permitted in Cassell Coliseum. The working press area is

MEDIA INFORMATION

located courtside on the main floor. Both radio groups will be seated on press row. Virginia Tech grants broadcast rights to the official radio outlet of the visiting team on a reciprocal basis. Student radio stations wishing to broadcast games from Cassell Coliseum must make arrangements through Bill Dyer at least one month in advance. **Seating is not guaranteed for student stations, due to space limitations.**

GAME SERVICES

The Virginia Tech Athletics Communications Office will be at your service throughout the game. All media will be provided game programs, rosters, press guides and other pertinent information. Statistics will be available at halftime and at the conclusion of the game. Information provided includes play-by-play and individual and team statistics in standard NCAA box score format and a shot chart. A pregame meal is served, starting approximately one and one-half hours before tip-off in the Bowman Room, and refreshments are available throughout the game. Members of the media work in a modern press room, located on the second floor of Cassell Coliseum, down the hall and to the left from the court entrance. This press room houses both the working press area and the post-game interview room. Only credentialed members of the media will be allowed in this work room. There is complimentary wireless ethernet available in the press room and on press row. Please contact a member of the athletics communications staff for log-on information.

POSTGAME INTERVIEWS

The Virginia Tech locker room is closed to the media. In accordance with ACC by-laws, requested players will be made available to the media following a 10-minute cooling off period in the player lounge, inside the Bill Foster Basketball Suite. Coach James Johnson and the visiting coach will hold postgame press conferences in the interview room. The visiting coach will go first, followed by Coach Johnson after his post-game radio interview. Media access to visiting players will be determined by the visiting media relations contact.

INTERVIEW POLICY

Virginia Tech's coaches and players will be available throughout the season for interviews by members of the news media. It is important, however, that all requests for player interviews be made through the Athletics Communications Office at (540) 231-8852. Please allow at least 24 hours notice for a request. Media members wishing to get video footage of practice should contact the Athletics Communications Office at least 24 hours prior the practice to be attended.



Practices will be open to the media at the discretion of the men's basketball staff. Not all players are available on any given day. As in years past, freshman members of the Virginia Tech basketball team will not be available to the media until postgame interviews of the first game of the regular season.

Mid-week interviews will take place one day per week. That day, which will change from week-to-week, will be announced on Sunday. All interviews will take place in the multi-purpose room on the second floor of the practice facility or in the media room of Cassell Coliseum, depending upon the basketball practice schedule for that given day. Please contact the Athletics Communications Office for more details.

When demand occurs during the season, there will be teleconferences with Coach Johnson and selected players.

CONTACTING COACH JOHNSON

The only way to reach Coach James Johnson, other than on the ACC conference call, is by contacting Bill Dyer at (540) 231-8852 or wdyer@vt.edu.

TECH ATHLETICS WEBSITE

Notes, releases, statistics and other pertinent information are available on Tech's official website, hokiesports.com. The website will also have live stats during each home game. There is a media section of hokiesports.com with photographs, logos, StatCrew rosters and other pertinent information available to working members of the media. Contact Bill Dyer for more information and login information.

MEDIA INFORMATION AND GAME NOTES

In addition to being available online at hokiesports.com, media information and game notes are available by email, as soon as they are updated. Media members wishing to be placed on this list should email Bill Dyer, at wdyer@vt.edu, and ask to be placed on the list.

THEACC.COM

The Atlantic Coast Conference official athletics web site can be accessed by visiting www.TheACC.com. Basketball information is updated daily with new material including standings, statistics, game previews, notes and other information. Links to each ACC school athletic department home page are also located on this site. TheACC.com is also the site for the instant replay of the league's head basketball coaches' teleconference every Monday afternoon during the season.

ACC TELECONFERENCES

The 15 ACC head basketball coaches will be featured on nine Monday teleconferences during the 2013-14 season. The season's first teleconference will take place on Monday, January 7, 2013, and continue through Monday, March 11. Each coach will have 10 minutes to make an opening statement and answer questions. There will be an instant replay of each teleconference on the Conference's website, TheACC.com, each Monday afternoon.

KEEPING UP WITH THE HOKIES

VISIT **hokiesports.com**

Virginia Tech's OFFICIAL WEBSITE is your one-stop source for information about Hokie varsity sports



A FREE, WEEKLY ONLINE PUBLICATION featuring quick updates about athletics at Virginia Tech

SUBSCRIBE AT **hokiesports.com**



ONLINE FAN PAGES showcase everything you need to know about each sport's program >> Links at hokiesports.com



A MONTHLY MAGAZINE for continuing coverage of Hokie sports

HOKIESXtra

All Virginia Tech Athletics radio broadcasts and television programs are available exclusively online via **HokiesXtra**, on **hokiesports.com**.

Connect with Hokie fans and Virginia Tech Athletics via our **FACEBOOK**, **INSTAGRAM** and **TWITTER** pages

<http://www.facebook.com/hokiesports>
<http://twitter.com/hokiesports>
http://twitter.com/VT_MBball
http://twitter.com/VT_VTCoachJohnson

Instagram: vthokiembb
 Instagram: vthokiewbb

IMG NETWORK AFFILIATES

Abingdon.....	WFHG-FM	92.7 FM
Blacksburg.....	WBRW-FM	105.3 FM
Blackstone.....	WBBC-FM	93.5 FM
Bluefield, WV.....	WKOY-FM	100.9 FM
Bristol.....	WFHG-AM	980 AM
Charlottesville.....	WKAV-AM	1400 AM
Clifton Forge.....	WJVR-FM	101.9 FM
Clincho.....	WDIC-AM	1430 AM
Clintwood.....	WDIC-FM	92.1 FM
Danville/Chatham/Gretna ...	WMNA-FM	106.3 FM
Galax.....	WWVJ-AM	1360 AM
Gate City.....	WGAT-AM	1050 AM
Harrisonburg.....	WSIG-FM	96.9 FM
Jacksonville, N.C.....	WAVQ-AM	1400 AM
Lebanon.....	WLRV-AM	1380 AM
Luray.....	WMXH-FM	105.7 FM
Lynchburg.....	WLNI-FM	105.9 FM
Marion.....	WOLD-FM	102.5 FM
Martinsville.....	WMVA-AM	1450 AM
Morningside, Md.....	WNEW-AM	1580 AM
New Bern, N.C.....	WWNB-AM	1490 AM
New Bern, NC.....	WWNB-FM	103.9 FM
Norfolk.....	WNIS-AM	790 AM
Richmond.....	WRNL-AM	910 AM
Richmond.....	WRVA-AM	*1140 AM
Roanoke.....	WSNV-FM	93.5 FM
Staunton.....	WTON-AM	1240 AM
Tazewell.....	WKOY-FM	100.9 FM
Warsaw.....	WNNT-FM	107.5 FM
Warsaw.....	WNNT-AM	690 AM
Washington, DC.....	WJFK-FM	106.7 FM
White Stone.....	WIGO-FM	104.9 FM
Winchester.....	WINC-AM	1400 AM
Wytheville.....	WXBX-FM	95.3 FM

* Station will carry night games only

ON THE AIR, ONLINE, OR ON-THE-GO, HOW TO FOLLOW THE HOKIES.

On your radio, Tech basketball affiliates:
<http://www.hokiesports.com/radio/stations.html>

On your phone, Hokies Mobile Application:
<http://www.hokiesports.com/Xtra/>

On your computer, HokiesXtra:
<http://www.hokiesports.com/videos/>

SiriusXM Radio: ACC Basketball radio broadcasts can be heard on SiriusXM Satellite Radio.



“From the blue waters of the Chesapeake Bay to the hills of Tennessee, the Virginia Tech Hokies are on the air!”



Bill Roth (right) and Mike Burnop

That familiar refrain — delivered by Bill Roth, the Voice of Virginia Tech basketball — opens every Tech sports broadcast and reflects the network’s goal of reaching Hokie fans across the region. So, whether they’re sailing off Virginia’s eastern shore, hiking in the Blue Ridge Mountains, or sitting in their homes anywhere in the commonwealth, Tech fans know they’re always within range of a Virginia Tech IMG Sports Network radio station.

Again during the 2013-14 season, the Tech network includes an impressive list of both AM and FM radio stations that blanket the region, giving Tech basketball tremendous exposure throughout Virginia and surrounding states. Many of the mid-Atlantic region’s most popular and powerful radio stations carry Tech basketball broadcasts, including 106.7-The Fan, WJFK-FM in Washington, D.C., Newsradio 790 WNIS in Norfolk, WRNL and WRVA in Richmond, and powerful WSNV-FM in Roanoke. They join more than thirty other strong affiliates that blast Tech basketball broadcasts to fans throughout the region both day and night.

In addition, Tech basketball broadcasts can be heard on SiriusXM Satellite Radio. This year, Tech and IMG launched the new HokiesXtra platform that includes subscription audio/video service for web, as well as, a new set of custom mobile and tablet applications.

In addition to game broadcasts, the Virginia Tech IMG Sports Network also produces Tech Talk LIVE!, a weekly radio talk show which airs on stations throughout the region, featuring Roth and Tech coach James Johnson every Monday night from 7-8 p.m. Tech Talk LIVE! originates from Bull & Bones Brewhaus and Grill In Blacksburg. Fans are welcome to attend in person every Monday night.

The network’s weekly television magazine show, Virginia Tech Sports Today, airs every Sunday on a number of TV stations and cable networks throughout Virginia and the southeastern United States. The show includes weekly highlights and previews, focusing on Tech basketball.

Roth — who has been named Virginia’s Sportscaster of the Year by the National Sportscasters and Sportswriters Association ten times — is in his 26th season as the Voice of Virginia Tech’s football and basketball teams. A native of Pittsburgh, Pa., Roth graduated from Syracuse University in 1987, earning a degree in broadcast journalism and

winning the Bob Costas Scholarship as an undergrad. Roth was inducted into Virginia Sports Hall of Fame in ceremonies in Portsmouth, Va. In April of 2013

Virginia Tech Hall of Famer Mike Burnop is in his 18th season as the analyst on Tech men’s basketball broadcasts. Following each game, Mike also handles player interviews from inside Tech’s locker room. The colorful Burnop owns and operates New River Office Supply stores throughout the region. Burnop, a native of Salem, Va., has served as the analyst on the Tech football network for the past 31 seasons. He was a starting tight end for the Hokies in the early 1970s and was inducted into Virginia Tech’s Hall of Fame in 2000. Mike is active with Special Olympics Virginia and the Blacksburg Rotary Club. He is a popular speaker at events throughout Virginia.

Together, Roth and Burnop comprise one of college athletics’ longest-running broadcasting teams, having described the action of Tech games dating back to the 1988 season.

Adam Witten is in his eighth year as scoreboard host for Tech men’s basketball broadcasts. Witten’s responsibilities include anchoring the pre-game, halftime and post-game shows during Tech radio broadcasts. Additionally, he has filled in to bring fans the play-by-play of Tech basketball broadcasts. A native of Sarasota, Fla., Witten graduated magna cum laude from Appalachian State University in Boone, N.C., in 2004 with a degree in electronic media/broadcasting.

Andrew Allegretta is in his third season as the assistant director of broadcasting for the Virginia Tech IMG Sports Network. He serves as the play-by-play broadcaster for Virginia Tech’s women’s basketball and baseball teams and anchors the coverage of Tech Olympic sports broadcasts on the Hokies’ various digital platforms. Allegretta came to Virginia Tech from Charleston Southern University where he served as



Witten



Allegretta

the radio play-by-play voice for Buccaneers football and men’s basketball. A native of Yarmouth, Maine, Allegretta graduated from Syracuse University with a degree in broadcast journalism.

AN ACC TRADITION

Consistency. It is the mark of true excellence in any endeavor.

However, in today's intercollegiate athletics, competition has become so balanced and so competitive that it is virtually impossible to maintain a high level of consistency.

Yet the Atlantic Coast Conference has defied the odds. Now in its 61st year of competition, the ACC has long enjoyed the reputation as one of the strongest and most competitive intercollegiate conferences in the nation. And that is not mere conjecture, the numbers support it.

Since the league's inception in 1953, ACC schools have captured 131 national championships, including 69 in women's competition and 62 in men's. In addition, NCAA individual titles have gone to ACC student-athletes 150 times in men's competition and 106 times in women's action.

If success is best measured in terms of wins and losses, then the ACC is unrivaled in NCAA basketball annals. ACC teams have won five of the last 14 NCAA National Championships and 12 overall, including eight over the last 23 years.

No conference has compiled a better NCAA Tournament record than the ACC. Since the inaugural tournament in 1939, league teams have posted an NCAA Tournament-best mark of 370-192 for a sterling .658 winning percentage against the nation's toughest competition.

Since 1985, the ACC has produced 24 Final Four teams, an average of almost one per year and four more than any other conference. The ACC has had at least one team in the Final Four in 19 of the last 25 years.

Since the NCAA Tournament expanded to 64 teams in 1985, ACC teams have compiled a 271-139 (.663) record, including 73 Sweet 16 appearances and 24 Final Four berths - all NCAA Tournament bests. Since 1985, 74 of the 146 ACC teams receiving NCAA berths have won at least two NCAA Tournament games.

North Carolina leads all ACC schools with five NCAA basketball championships to its credit. Duke is next with four national titles, followed by NC State with two, Maryland and Syracuse one. The Tar Heels claimed NCAA titles in 1957, 1982, 1993, 2005 and 2009, while the Blue Devils won their fourth title in 2010, following earlier championships in 2001, 1992 and 1991. The Wolfpack walked away with the coveted crown in 1974 and 1983. The Terps claimed the 2002 national title while the Orange followed a year later in 2003 with their national championship.

The ACC has posted 10 or more NCAA Tournament wins 13 times overall, and the league has not had a losing record in NCAA Tournament play since 1987. The conference's 26-year non-losing streak in NCAA Tournament play is tops among all conferences.

Since 1981, the ACC has produced 39 consensus All-Americans - 14 more than any other conference, and has accounted for 23 percent of the nation's consensus All-Americans (39-of-170).

Seven of the last 17 and nine of the last 21



Virginia Tech Director of Athletics Jim Weaver and ACC Commissioner John Swofford on the day Virginia Tech's membership in the ACC became official.

consensus National Players of the Year have been from the ACC. Since 1975, the ACC has had 16 consensus National Players of the Year - 11 more than any other conference. In addition, nine of the ACC's 16 National Players of the Year have been unanimous selections.

A year ago, 59 ACC players earned spots on NBA rosters. In addition, over the past eight years, 71 ACC players have made their NBA debuts, including an all-time high 15 in 2006.

In this past June's 2013 NBA draft, the ACC led all conferences with eight players selected overall, including four in the first round. The ACC has had four-or-more first round selections in each of the last five drafts and has had at least one first-round pick in 25 consecutive NBA drafts. Since 1986, the ACC has had 117 first round selections - 25 more than any other conference.

With two teams - Miami (5), Duke (8) - listed in the final Associated Press ranking a year ago, the ACC extended its streak to 53 consecutive seasons with at least one team ranked in the top 10 of the final AP Poll.

The ACC's new membership further enhances the league's reputation in college basketball. The 15 schools that will comprise the ACC in 2013-14 have made 51 trips to the Final Four and have won 13 NCAA National Championships. Current league members have won 22,151 games, including 336 in NCAA Tournament play and have had 681 NBA draft picks, including 221 first-round selections.

Additionally, three of the top five, four of the top 10 and five of the top 25 winningest programs in NCAA Division I basketball history currently reside in the ACC.

Three of the five active Division I coaches that have been selected for the Naismith Memorial Basketball Hall of Fame - Duke's Mike Krzyzewski, North Carolina's Roy Williams and Syracuse's

Jim Boeheim - are in the ACC. When Louisville's Rick Pitino joins the league's coaching ranks in 2014-15, the ACC will have four of the five active Naismith Hall of Fame coaches.

THE CHAMPIONSHIPS

The conference will conduct championship competition in 25 sports during the 2013-14 academic year - 12 for men and 13 for women. The first ACC championship was held in swimming on February 25, 1954. The conference did not conduct championships in cross country, wrestling or tennis during the first year.

The 12 sports for men include football, cross country, soccer, basketball, swimming, indoor and outdoor track, wrestling, baseball, tennis, golf and lacrosse. Fencing, which was started in 1971, was discontinued in 1981. Women's sports were initiated in 1977 with the first championship meet held in tennis at Wake Forest University.

Championships for women are currently conducted in cross country, field hockey, soccer, basketball, swimming, indoor and outdoor track, tennis, golf, lacrosse, softball and rowing with volleyball deciding its champion by regular season play.

YEAR IN REVIEW

The 2012-13 academic year saw four ACC teams capture NCAA national team titles and seven student-athletes earn individual NCAA crowns. In all, the ACC has won 62 national team titles over the last 16 years and has won two or more NCAA titles in 30 of the past 32 years. A total of 119 ACC teams placed in NCAA post-season competition in 2012-13. League teams compiled a 120-74-2 (.617) mark against non-league opponents in NCAA championship dual competition.

ACC DIRECTORY

ACC

Mailing: P.O. Drawer ACC,
Greensboro, NC 27417-6724
Shipping: 4512 Weybridge Lane,
Greensboro, NC 27407

Administrative Phone:
(336) 854-8787
Fax: (336) 316-6097
Media Relations - Video Phone:
(336) 851-6062
Fax: (336) 854-8797

BOSTON COLLEGE

Athletics Director: Brad Bates
Men's Basketball Coach: Steve Donahue
Primary Men's Basketball Contact: Matt Lynch
Office Phone: (617) 552-2193
E-mail Address: lynchfz@bc.edu
Athletics Web Site: bceagles.com

CLEMSON

Athletics Director: Dan Radakovich
Men's Basketball Coach: Brad Brownell
Primary Men's Basketball Contact: Philip Sikes
Office Phone: (864) 656-1985
E-mail Address: philips@clemson.edu
Athletics Web Site: www.clemson.tigers.com

DUKE

Athletics Director: Kevin White
Men's Basketball Coach: Mike Krzyzewski
Primary Men's Basketball Contact: Matt Plizga
Office Phone: (919) 684-2633
Home Phone: (919) 450-0887
E-mail Address: plizga@duaa.duke.edu
Athletics Web Site: www.GoDuke.com

FLORIDA STATE

Athletics Director: Stan Wilcox
Men's Basketball Coach: Leonard Hamilton
Primary Men's Basketball Contact: Chuck Walsh
Office Phone: (850) 644-1077
Home Phone: (850) 385-8466
E-mail Address: cwals@mailer.fsu.edu
Athletics Web Site: www.seminoles.com

GEORGIA TECH

Athletics Director: Mike Bobinski
Men's Basketball Coach: Brian Gregory
Primary Men's Basketball Contact: Mike Stamus
Office Phone: (404) 894-5445
Home Phone: (770) 951-1939
E-mail Address: mstamus@at.gtaa.gatech.edu
Athletics Web Site: www.ramblinwreck.com

MARYLAND

Athletics Director: Kevin Anderson
Men's Basketball Coach: Mark Turgeon
Primary Men's Basketball Contact: Zach Bolno
Office Phone: (301) 314-1482
Cell Phone: (571) 220-4163
E-mail Address: zbolno@umd.edu
Athletics Web Site: www.umterps.com

MIAMI

Athletics Director: Blake James
Men's Basketball Coach: Jim Larranaga
Primary Men's Basketball Contact: Amy Woodruff
Office Phone: (305) 284-3241
Cell Phone: (813) 410-1194
E-mail Address: a.woodruff@miami.edu
Athletics Web Site: www.hurricanesports.com

NORTH CAROLINA

Athletics Director: Bubba Cunningham
Men's Basketball Coach: Roy Williams
Primary Men's Basketball Contact: Steve Kirschner
Office Phone: (919) 962-7258
Cell Phone: (919) 475-2695
E-mail Address: skirschner@unca.unc.edu
Athletics Web Site: www.GoHeels.com

NC STATE

Athletics Director: Deborah A. Yow
Men's Basketball Coach: Mark Gottfried
Primary Men's Basketball Contact: Josh Rattray
Office Phone: (919) 515-1182
Cell Phone: (919) 605-2445
E-mail Address: josh_rattray@ncsu.edu
Athletics Web Site: www.gopack.com

VIRGINIA

Athletics Director: Craig Littlepage
Men's Basketball Coach: Tony Bennett
Primary Men's Basketball Contact: Erich Bacher
Office Phone: (434) 982-5500
Cell Phone: (720) 318-5538
E-mail Address: bacher@virginia.edu
Athletics Web Site: www.virginiasports.com

VIRGINIA TECH

Athletics Director: Jim Weaver
Men's Basketball Coach: James Johnson
Primary Men's Basketball Contact: Bill Dyer
Office Phone: (540) 231-8852
Cell Phone: (540) 998-5906
E-mail Address: wdyer@vt.edu
Athletics Web Site: www.hokiesports.com

WAKE FOREST

Athletics Director: Ron Wellman
Men's Basketball Coach: Jeff Bzdelik
Primary Men's Basketball Contact: Scott Wortman
Office Phone: (336) 758-5640
E-mail Address: wortmasm@wfu.edu
Athletics Web Site: www.WakeForestSports.com

PITTSBURGH

Athletics Director: Steve Pederson
Men's Basketball Coach: Jamie Dixon
Primary Men's Basketball Contact: Greg Hotchkiss
Office Phone: (412) 648-8240
Cell Phone: (412) 491-5296
SID's E-mail Address: ghotchkiss@athletics.pitt.edu
Athletics Web Site: www.pittsburghpanthers.com

NOTRE DAME

Athletics Director: Jack Swarbrick
Men's Basketball Coach: Mike Brey
Primary Men's Basketball Contact: Bernadette Cafarelli
Office Phone: (574) 631-8458
Cell Phone: (574) 532-0249
E-mail Address: caferelli.1@nd.edu
Athletics Web Site: www.und.com

SYRACUSE

Athletics Director: Dr. Daryl Gross
Men's Basketball Coach: Jim Boeheim
Primary Men's Basketball Contact: Pete Moore
Office Phone: (315) 443-2608
Cell Phone: (315) 592-5011
E-mail Address: pimooore@syr.edu
Athletics Web Site: www.suathletics.com

ATLANTIC COAST CONFERENCE STAFF

Commissioner..... John D. Swofford
Executive Assistant Cecelia DiAmico

SENIOR ASSOCIATE COMMISSIONERS

Jeff Elliott - Finance & Administration
Nora Lynn Finch - Women's Basketball Operations
Karl Hicks - Men's Basketball Operations
Brad Hostetter - Compliance & Governance, Human Relations
Tim Lynde - Brand Marketing
Kris Pierce - Championships & Senior Woman Administrator
Michael Strickland - Football Operations
Amy Yakola - Communications & Public Relations

ASSOCIATE COMMISSIONERS

Mike Finn - Football Communications
Brian Morrison - Men's Basketball Communications

ASSISTANT COMMISSIONER

Matt Burgemeister - Compliance & Governance
Lee Butler - Championships
Scott McBurney - Advanced Media
Ben Tario - Football, Multimedia & Legal Affairs

COORDINATORS OF OFFICIALS

John Clougherty - Men's Basketball
Charlene Curtis - Women's Basketball
Doug Rhoads - Football

DIRECTORS

Shamaree Brown - Student-Athlete Programs & Compliance
Alyssa Francona - Football Operations
Mary Giardina - Compliance
Brad Hecker - Women's Basketball Operations
Lynne Herndon - Business Operations
Mary Beth Koetters - Men's Basketball Operations
Donald Moore - Championships
Christina Tracey - Information Systems

ASSOCIATE DIRECTORS

Steve Phillips - Communications
Amy Ufnowski - Communications
Steve "Slim" Vollinger - Advanced Media

ASSISTANT DIRECTORS

Alyssa Duke - Women's Basketball
George Lane - Communications
Ken Marra - Marketing

OFFICE COORDINATOR & DESKTOP PUBLISHING

Emily Watkins

WEBSITE COORDINATOR

Heather Hirschman

COORDINATORS

Susan Anthony - Finance & Administration
Jennie Barrett - Championships
Tracey Haith - Student-Athlete Programs, Compliance & Governance, Human Resources
Marianne Schroer - Communications & Public Relations

ASSISTANT COORDINATOR

Eden Cassidy - Men's Basketball Operations & Officiating

INTERNS

Alex Fraser - Championships
Cat Gutierrez - Advanced Media
Lindsay Humbert - theACC.com
Brian Kuppelweiser - Communications & Public Relations
Kate Kuzma - Marketing



OPPONENT INFORMATION

OPPONENT	HEAD COACH	WEB SITE	SID CONTACT	PHONE
Boston College Eagles.....	Steve Donohue	bceagles.com	Matt Lynch	(617) 552-2193
Clemson Tigers	Brad Brownell	clemsonigers.com.....	Philip Sikes	(864) 656-1985
Duke Blue Devils.....	Mike Krzyzewski.....	goduke.com	Matt Plizga	(919) 668-1712
Florida State Seminoles.....	Leonard Hamilton.....	seminoles.com.....	Chuck Walsh	(850) 644-1077
Furman Paladin	Niko Medved	furmanpaladins.com.....	Jordan Caskey	(864) 294-3065
Georgia Tech Yellow Jackets	Brian Gregory	ramblinwreck.com.....	Mike Stamus	(404) 218-9723
Maryland Terrapins	Mark Turgeon	umterps.com	Zach Bolno	(301) 314-1482
Miami Hurricanes	Jim Larranaga.....	hurricanesports.com	Amy Woodruff	(305) 284-3236
Michigan State Spartans.....	Tim Izzo.....	msuspartans.com	Matt Larson.....	(517) 355-2271
North Carolina Tar Heels	Roy Williams	goheels.com	Steve Kirschner	(919) 962-7258
UNCG Spartans	Wes Miller	uncgspartans.com	Matt McColleston	(336) 334-5615
NC State Wolfpack.....	Mark Gottfried.....	gopack.com	Josh Rattray.....	(919) 515-1182
Notre Dame Fighting Irish	Mike Brey.....	und.com.....	Bernadette Cafarelli.....	(574) 631-8458
Oklahoma Sooner.....	Lon Kruger	soonersports.com.....	Mike Houck.....	(405) 325-8227
Pittsburgh Panthers	Jamie Dixon	pittsburghpanthers.com	Greg Hotchkiss	(412) 648-8240
Radford Highlanders.....	Mike Jones.....	ruhIGHLANDERS.com.....	Tom Galbraith.....	(540) 831-5726
Seton Hall Pirates	Kevin Willard	shupirates.com	Stephen Dombroski	(973) 761-9493
USC Upstate Spartans.....	Eddie Payne	upstatespartans.com	Bill English.....	(864) 503-5129
Syracuse Orange	Jim Boeheim	suathletics.com.....	Pete Moore.....	(315) 443-2608
Virginia Cavaliers	Tony Bennett	virginiasports.com	Erich Bacher.....	(434) 982-5500
VMI Keydets	Duggar Baucom	vmikeydets.com.....	Wade Branner.....	(540) 464-7515
Wake Forest Demon Deacons.....	Jeff Bdzelik.....	wakeforestsports.com	Scott Wortman.....	(336) 758-5640
West Virginia Mountaineers.....	Bob Huggins	wvusports.com	Bryan Messerly	(304) 293-2821
Western Carolina Catamounts.....	Larry Hunter	catamountsports.com.....	Kevin Young.....	(828) 227-2655
Winthrop Eagles	Pat Kelsey	winthropeagles.com	Brett Redden.....	(803) 323-2129

**IT STARTS WITH THE FUSE THAT THE GAME LIGHTS INSIDE US.
PASSION IS EXCHANGED BETWEEN THE COURT AND THE STANDS.
ENERGY BECOMES SYNERGY.
OUR UNCOMMON DESIRE BECOMES OUR COMMON GROUND.
BECAUSE THIS SEASON, IT'S ABOUT INTENSITY.
IT'S DRIVEN BY INNOVATION THAT ELEVATES,
AND SPEED THAT WILL RISE.
THE GAME WILL BECOME FASTER,
AND PRIDE WILL BURN HOTTER.
IN ARENAS ALL OVER THE COUNTRY,
INTENSITY WILL INSPIRE COLLEGE FANS
AND COLLEGE PLAYERS
TO UNITE AS ONE.**





Marquis Rankin

Joey van Zegeren

»» FORWARD TOGETHER »» FORWARD VT TOGETHER »»



Will Johnston

Marshall Wood

C.J. Barksdale



Jarell Eddie

Cadarian Raines



FORWARD **VT** TOGETHER

2013-14 SCHEDULE

Date	Opponent	Time	TV
Coaches vs. Cancer Classic (Cassell Coliseum, Blacksburg, Va.)			
Nov. 9 Sat.	USC UPSTATE	Noon	ESPN3
12 Tue.	WEST VIRGINIA	1 p.m.	ESPN
Coaches vs. Cancer Classic (Cassell Coliseum, Blacksburg, Va.)			
15 Fri.	WESTERN CAROLINA	7 p.m.	ESPN3
18 Mon.	VMI	7 p.m.	ESPN3
Coaches vs. Cancer Classic (Barclays Center, Brooklyn, N.Y.)			
22 Fri.	vs. Michigan State†	9:30 p.m.	TruTV
23 Sat.	Consolation/Championship‡	7/9:30 p.m.	TruTV
26 Tue.	FURMAN	7 p.m.	ESPN3
29 Fri.	RADFORD	2 p.m.	ESPN3
Dec. 3 Tue.	WINTHROP	7 p.m.	ESPN3
8 Sun.	at Miami*	12:30 p.m.	ESPNU
Governor's Holiday Hoops Classic (Richmond Coliseum, Richmond, Va.)			
21 Sat.	vs. VCU†	5:30 p.m.	NBCSN
28 Sat.	UNC GREENSBORO	Noon	ESPN3
31 Tue.	MARYLAND-EASTERN SHORE	4 p.m.	ESPN3
Jan. 7 Tue.	SYRACUSE*	9 p.m.	ACCN
11 Sat.	BOSTON COLLEGE*	Noon	RSN
15 Wed.	CLEMSON*	7 p.m.	RSN
19 Sun.	at Notre Dame*	6 p.m.	ESPNU
22 Wed.	WAKE FOREST*	7 p.m.	RSN
25 Sat.	at Virginia*	3 p.m.	ACCN
29 Wed.	at Boston College*	7 p.m.	RSN
Feb. 1 Sat.	MARYLAND*	Noon	ACCN
5 Wed.	at Florida State*	9 p.m.	RSN
8 Sat.	at Pittsburgh*	Noon	RSN
15 Sat.	MIAMI*	6 p.m.	RSN
18 Tue.	VIRGINIA*	9 p.m.	ACCN
22 Sat.	NC STATE*	2 p.m.	RSN
25 Tue.	at Duke*	7 p.m.	ESPNU
Mar. 1 Sat.	NORTH CAROLINA*	2:30 p.m.	ACCN
4 Tue.	at Maryland*	8 p.m.	ACCN
8 Sat.	at Georgia Tech*	2 p.m.	ESPN/2
12-16	Wed.-Su. ACC Tournament	ACCN/ESPN/ESPN2	(Greensboro Coliseum, Greensboro, N.C.)

* Atlantic Coast Conference Games
 ‡ Coaches Vs. Cancer Classic, Brooklyn, N.Y.
 † Governor's Holiday Hoops Classic, Richmond, Va.
 All times are EST and are subject to change.

All conference games carried on an ESPN network will also be available on WatchESPN. All conference games carried on the ACC Network or a regional sports network will also be available on ESPN3.

ORANGE CAPS indicate home contests.