

VIRGINIA TECH

SPRING FOOTBALL 2008

SEAN
GLENNON

ORION MARTIN

RYAN SHUMAN

BRETT
WARREN

VICTOR
"MACHO"
HARRIS



COMING OFF FOUR STRAIGHT SEASONS WITH AT LEAST 10 WINS
AND 15 CONSECUTIVE BOWL GAMES, THE VIRGINIA TECH
FOOTBALL PROGRAM CONTINUES TO RANK AMONG THE TOP
PROGRAMS IN THE COUNTRY.



SPRING FOOTBALL 2008

VIRGINIA TECH

MEDIA INFORMATION

ITINERARY: Spring practice is scheduled to run from March 26 through April 19. The annual Spring Game is scheduled for Saturday, April 19, at Lane Stadium/Worsham Field, beginning at 2 p.m. Media accommodations for the game are in the fifth level press box on the west side of the stadium.

PRACTICE COVERAGE: Media representatives are welcome to cover Tech football practice, but they must notify the Virginia Tech Athletics Communications Office in advance for proper clearance. All practices, except for the Spring Game, are closed to the general public. The Hokies will work out at the football practice fields behind the Merryman Center, or in the event of inclement weather, in Rector Field House. Scrimmages are scheduled to be held at Lane Stadium/Worsham Field. Dates and times, listed on this page, are subject to change. Please note that the schedule does not include meeting and conditioning assignments.

INTERVIEWS: Interviews with coaches, players and staff are arranged through the Virginia Tech Athletics Communications Office (540) 231-6726. Player interviews are not allowed during practice.

PHOTOGRAPHERS: Cameramen and photographers may shoot only from the sidelines at practice. Please refrain from edging onto the playing field to avoid any injury to players and/or photographers.

2008 SCHEDULE

Day	Date	Opponent	Location	TV
Sat.	Aug. 30	vs. East Carolina†	Charlotte, N.C.	
Sat.	Sept. 6	FURMAN	Blacksburg, Va.	
Sat.	Sept. 13	GEORGIA TECH*	Blacksburg, Va.	
Sat.	Sept. 20	at North Carolina*	Chapel Hill, N.C.	
Sat.	Sept. 27	at Nebraska	Lincoln, Neb.	
Sat.	Oct. 4	WESTERN KENTUCKY (HC)	Blacksburg, Va.	
Sat.	Oct. 18	at Boston College*	Chestnut Hill, Mass.	
Sat.	Oct. 25	at Florida State*	Tallahassee, Fla.	
Thurs.	Nov. 6	MARYLAND*	Blacksburg, Va.	ESPN
Thurs.	Nov. 13	at Miami*	Miami Gardens, Fla.	ESPN
Sat.	Nov. 22	DUKE* (Hall of Fame)	Blacksburg, Va.	
Sat.	Nov. 29	VIRGINIA*	Blacksburg, Va.	
Sat.	Dec. 6	ACC Championship	Tampa, Fla.	

† Bank of America Stadium, Charlotte, N.C.

*ACC game

Times & TV to be announced.

2008 SPRING PRACTICE SCHEDULE

SUNDAY March 23	MONDAY March 24	TUESDAY March 25	WEDNESDAY March 26 PRACTICE 1 4:30-6:30 p.m.	THURSDAY March 27	FRIDAY March 28 PRACTICE 2 4:30-6:30 p.m.	SATURDAY March 29 PRACTICE 3 1 p.m.
March 30	March 31 PRACTICE 4 4:30-6:30 p.m.	April 1	April 2 PRACTICE 5 4:30-6:30 p.m.	April 3	April 4 PRACTICE 6 4:30-6:30 p.m.	April 5 PRACTICE 7 1 p.m.
April 6	April 7 PRACTICE 8 4:30-6:30 p.m.	April 8	April 9 PRACTICE 9 4:30-6:30 p.m.	April 10	April 11 PRACTICE 10 4:30-6:30 p.m.	April 12 PRACTICE 11 11 a.m.
April 13	April 14 PRACTICE 12 4:30-6:30 p.m.	April 15 PRACTICE 13 5:00-6:00 p.m.	April 16	April 17	April 18 PRACTICE 14 4:30-5:30 p.m.	April 19 PRACTICE 15 2 p.m. SPRING GAME

2008 SPRING OUTLOOK



Victor "Macho" Harris

TECH QUICK FACTS

Location: Blacksburg, Va.
Enrollment: 28,000
President: Charles W. Steger
Director of Athletics: Jim Weaver
Head Football Coach: Frank Beamer (VT '69)
Hokies' 2007 Record: 11-3 overall; 7-1 ACC
Beamer's Overall Record: 209-108-4 (27 years)
Beamer's Record at Tech: 167-85-2 (21 years)
Faculty Chairman of Athletics: Dr. Larry Killough
Conference: Atlantic Coast Conference
Nickname: Hokies
Colors: Chicago maroon and burnt orange
Media Relations: Dave Smith (540) 231-6726
Sports Information Fax: (540) 231-6984
Tech Athletics on the Internet: www.hokiesports.com



Sean Glennon

PRE-SPRING DEPTH CHART

as of March 26

OFFENSE (MULTIPLE)

SE	12	Cory Holt (6-4, 223, r-Sr.)
	19	Danny Coale (6-0, 203, r-Fr.)
LT	77	Ed Wang (6-5, 310, r-Jr.)
	57	Clark Crum (6-7, 277, r-So.) OR
	71	Aaron Brown (6-6, 320, r-So.)
LG	67	Nick Marshman (6-5, 357, r-Sr.)
	76	William Alvarez (6-5, 327, r-Fr.)
C^	60	Beau Warren (6-3, 276, r-So.)
	61	Barrett Mears (6-5, 287, r-So.)
RG	70	Sergio Render (6-4, 324, Jr.)
	68	Jaymes Brooks (6-2, 304, r-Fr.) OR
	66	Brandon Holland (6-4, 330, Jr.)
RT	62	Blake DeChristopher (6-5, 293, r-Fr.)
	64	Richard Graham (6-6, 288, r-Jr.)
TE*	8	Greg Boone (6-3, 290, r-Jr.)
	88	Andre Smith (6-4, 260, r-So.)
QB	7	Sean Glennon (6-4, 223, r-Sr.) OR
	5	Tyrod Taylor (6-1, 213, So.)
FB	42	Kenny Jefferson (5-9, 216, r-Jr.)
	44	Devin Perez (5-8, 242, r-Sr.)
TB	20	Kenny Lewis, Jr. (5-9, 199, Jr.)
	27	Jahre Cheeseman (5-10, 205, r-Jr.)
FL	#1	Victor "Macho" Harris (6-0, 192, Sr.)
	16	Zack Luckett (6-3, 212, r-So.)
	80	Brandon Dillard (5-11, 180, r-Jr.)

^ returning starter Ryan Shuman will be held out of contact (knee)
 * returning starter Sam Wheeler will be held out of contact (knee)
 # will spend first six practices at FL before returning to defense

DEFENSE (4-3)

DE	6	Jason Worilds (6-2, 252, r-So.)
	82	Steven Friday (6-4, 235, r-So.)
DT	91	John Graves (6-3, 292, r-So.)
	56	Demetrius Taylor (6-0, 254, r-Jr.)
DT	95	Cordarrow Thompson (6-2, 323, r-Jr.)
	96	Justin Young (6-3, 276, r-Fr.)
DE	90	Orion Martin (6-3, 252, r-Sr.)
	47	Nekos Brown (6-2, 252, Jr.)
OLB	41	Cam Martin (6-1, 204, r-Jr.)
	26	Cody Grimm (5-11, 198, r-Jr.)
ILB	33	Brett Warren (6-1, 223, r-Sr.)
	52	Barquell Rivers (6-0, 233, r-Fr.)
ILB	45	Purnell Sturdivant (5-10, 234, r-Sr.)
	89	Jonas Houseright (6-0, 223, r-Sr.)
	40	Hunter Ovens (5-11, 209, r-Fr.)
FC	21	Rashad Carmichael (5-10, 193, r-So.) OR
	9	Cris Hill (5-11, 185, r-Fr.)
FS	17	Kam Chancellor (6-3, 225, Jr.)
	37	Ron Cooper (5-10, 191, Jr.)
ROV+	24	Dorian Porch (5-11, 211, r-Jr.) OR
	2	Davon Morgan (6-0, 190, So.)
BC	1	Victor "Macho" Harris (6-0, 192, Sr.)
	22	Stephan Virgil (5-11, 177, Jr.)

+ no first team player listed; both players listed co-second team

SPECIALISTS

PK		Dustin Keys (6-2, 207, r-Jr.)
		Matt Waldron (5-11, 190, r-Jr.)
P	97	Brent Bowden (6-3, 206, r-Jr.)
	30	Brian Saunders (6-0, 206, r-So.)
SN	50	Collin Carroll (6-3, 226, r-Fr.)
	63	Matt Tuttle (6-0, 235, r-Jr.)
H	97	Brent Bowden (6-3, 206, r-Jr.)
	30	Brian Saunders (6-0, 206, r-So.) OR
	15	Jeff Beyer (6-4, 221, r-So.)
KO		To be determined
PR	1	Victor "Macho" Harris (6-0, 192, Sr.)
		To be determined
KR		Both spots to be determined

HEADLINES

Key losses: *Left tackle Duane Brown*

Key returnees: *Right guard Sergio Render, Left guard Nick Marshman, Center*

Ryan Shuman, Left tackle Ed Wang – Each of these four started at least eight games last season and combined to make 56 of 70 possible starts. They return to lead an experienced group that will give the coaching staff more options, with everyone except Render having started at different positions during their respective careers.

Battle to watch: *Right Tackle Blake DeChristopher vs.*

Richard Graham – Determining a starter for the spot vacated by Wang's move to left tackle will come down to a competition between a pair of young players. DeChristopher is penciled into the No. 1 spot heading into spring practice after a great offseason, but Graham will have a chance to push for playing time. Either way, right tackle will be the least experienced position along the line.

Breakout candidates: *Guards Will Alvarez and Jaymes Brooks*

– A pair of redshirt freshmen who will be counted on to provide depth in the interior positions of the line. Both are considered by the coaching staff to be physical players who also have a lot of athletic ability.



Nick Marshman



Ed Wang

PLAYERS

LEFT TACKLE

ED WANG (r-Jr.) – Converted tight end who possesses a great deal of athletic ability ... Came back from ankle injury to start the last six games at right tackle and the entire unit instantly became better ... Left tackle may prove to be a more natural position for him ... Worked hard in the offseason and is committed to improving.

CLARK CRUM (r-So.) – Must have a good spring if he is going to get reps in the fall ... Has good athletic ability, but needs to improve his physical strength ... Will also work some on the left side ... Has shown good knowledge of the game.

AARON BROWN (r-So.) – May get reps out at left tackle, but could also move inside to guard ... Coaches look for him to have a big spring, because he's been here for a while and got some reps last season ... Run blocking is his strength ... Needs to improve pass protection.

LEFT GUARD

NICK MARSHMAN (r-Sr.) – The move from right tackle to left guard toward the end of last season allowed him to become a better player ... The largest man on the roster has shown that he can play in the ACC, but must continue to improve in some fundamental areas ... With a good offseason, coaches are really excited about the potential of his senior season.

WILL ALVAREZ (r-Fr.) – Coaches are excited about seeing him work at either guard spot ... A big, physical guy who is athletic ... Enrolled late for the fall semester, so spring practice will be the coaching staff's best chance to evaluate him.

CENTER

RYAN SHUMAN (r-Sr.) – Will be held out of spring practice after offseason knee surgery ... Coaches expect him to be back for summer workouts ... Fought through the injury to start the last four games of last season ... Expected to be a true leader up front.

BEAU WARREN (r-So.) – Slated to work with the No. 1 offense this spring ... It will be a critical time for him to challenge for more playing time, following a successful redshirt freshman season ... A hard worker who played very well in a pair of starts at Georgia Tech and against Florida State last season.

BARRETT MEARS (r-So.) – Will take all of the backup reps at center this spring ... Coaches will also move him around and see what he can do at different positions, including the right



Sergio Render

tackle spot ... Still needs to get more physical in the running game.

RIGHT GUARD

SERGIO RENDER (Jr.) – Member of the Freshman and Sophomore All-America teams during his first two seasons ... Two-year starter who is one of the most experienced players along the line ... A very tough and physical player ... Excellent in the run game ... Coaches will count on him to take a leadership role ... May get reps at tackle to improve depth.

JAYMES BROOKS (r-Fr.) –

Possesses plenty of athletic ability to step in and play ... Will provide depth and battle for a chance to earn playing time ... Has to become more physical on running plays.

BRANDON HOLLAND (Jr.) –

Gained valuable experience after practicing with the No. 1 offense last spring and starting against North Carolina last fall ... His athleticism gives him a chance to earn playing time at the position and be successful.

RIGHT TACKLE

BLAKE DeCHRISTOPHER (r-Fr.) – Slated to be in the No. 1 spot at right tackle heading into the spring ... Had a great offseason in the weight room and improved his quickness ... The coaches expect a lot out of him this spring ... Needs to become more physical in the running game.

RICHARD GRAHAM (r-Jr.) –

Coaches think he will be a better football player this season after a great offseason ... Now weighs 295 pounds ... Will improve even more as he gets stronger ... Continues to fight hard and get after it ... Can fill in anywhere along the front, and will rotate between the guard and tackle positions ... Started the first six games last season.

Coach Newsome on the offensive line: “We have a great deal of experience this season, with five returning players who have started before. This group has been together for a while now. They have started a lot of games in different positions, which will give us a lot more options this season. Toward the end of last season, we got better and I think that has continued into this offseason. The key thing is that we need to show on the field that we have improved, and that needs to start with practice this spring.”

HEADLINES

Key Losses: *Split ends* Justin Harper and Josh Morgan; *Flankers* Josh Hyman and Eddie Royal

Key Returner: *Split end* Zach Luckett – The most experienced player in the wide receiver group, so he understands what it takes to be successful. His speed and athleticism reminds coaches of Josh Morgan. He appeared in 14 games and had two catches for 18 yards.

Battle to watch: Zach Luckett vs. Ike Whitaker – Coaches will set up competition between the two throughout spring practice to see who can step up and be a playmaker for the offense. The coaching staff is willing to move players around to find the best two, or three, who fit the offense.

Breakout candidate: *Tight end* Andre Smith – Has impressed the coaches with his blocking and has the ability to help in both the running game and the passing game. He is expected to push Greg Boone and Sam Wheeler for playing time.



Zack Luckett (16) and Sam Wheeler

Coach Sherman on the wide receivers: “The spring will be very important for our group. The thing is that we’ll be facing fierce competition throughout, with the DB’s we have in the secondary. We’re going to try to create as much competition with those guys as we can. If we go against our defense every day and compete, we will continue to get better. If we do that as we go along into preseason, we’ll be ready for the season-opener against East Carolina.”

RECEIVERS & TIGHT ENDS

PLAYERS

SPLIT END

CORY HOLT (r-Sr.) – Moved from quarterback to wide receiver ... Experimented with the position change last fall, but now feels like this is his best opportunity to get on the field.

DANNY COALE (r-Fr.) – Possesses good size and ball skills ... Just needs to be consistent, by improving every time he puts on the uniform.

IKE WHITAKER (r-Jr.) – Moved from the quarterback position last fall ... Has little game experience, but as one of the few veteran guys coming back, he will be counted on to perform ... Very athletic, but needs to be consistent with his play ... Needs to get used to playing in space and focusing on the little things.

PRINCE PARKER (r-So.) – A walk-on, who is a big target at 6-foot-6 in the mold of Justin Harper ... Coaches claim that the more game experience he gains, the better he’s going to get ... Must become more physical, but played a considerable amount of special

Coach Stinespring on the tight ends: “I think it’s time to get them more involved as we go through the spring. They have proved that they can help us win, that they can help us move the chains, and that they are viable parts of our offense. Best of all, each of them can get better. They have shown they are capable, but none of them have reached their full potential yet.”

teams last fall ... Primarily worked with the scout team offense.

FLANKERS

ZACH LUCKETT (r-So.) – Has speed and is very athletic ... Coaches are looking for him to be consistent, on and off the field ... Will be challenged to see if he can be ‘the guy’ in the offense, so this spring is going to be very important ... Possesses all of the talent in the world, but must improve every day to become a productive player.

BRANDON DILLARD (r-Jr.) – A former walk-on player who can run ... Has improved a lot from last fall to this spring with his ball skills ... Coaches are excited to see what he can do with the ball.

PATRICK TERRY (r-Fr.) – A young player who has a lot of potential to go with his great speed and strength.

ERVIN GARNER (r-Fr.) – Another speedy redshirt freshman who coaches will evaluate more this spring.

TIGHT ENDS

SAM WHEELER (r-Jr.) – Started eight games last season before tearing an ACL at Georgia Tech ... Will not be involved in spring practices ... Is very talented from a receiving standpoint, but still needs to get better in the running game ... Will continue concentrating on making a full recovery for the 2008 season.

GREG BOONE (r-Jr.) – Picked up a lot of valuable playing time last fall, starting seven games ... Has a good grasp of the offense ... A big target who is hard to bring down ... Is vastly improved in the running game ... Must continue to work on getting into the best shape that he can.



Greg Boone

ANDRE SMITH (r-So.) – Expected to push for the starting job because he can help in both the running game and the passing game ... Understands leverage in the running game and has impressed the coaches with his blocking ... Will work on making better adjustments to balls down the field during spring drills.

CHRIS DRAGER (r-Fr.) – Played as a true freshman and showed excellent promise before suffering a knee injury ... Received a medical redshirt ... Will be limited in the spring ... Could be moved to defense.

ANDREW LANIER (r-Fr.) – His size is an asset ... Coaches really liked his work ethic in the offseason ... A good player who can catch the ball ... Will concentrate on his speed and creating separation during the spring.

DAVID STANTON (r-So.) – A walk-on who could get a lot of work during the spring with the injuries at the position ... Works hard and catches the football well.

RUNNING BACKS & QBs

PLAYERS

QUARTERBACK

SEAN GLENNON (Sr.) – Did a great job handling adversity in the early part of last season ... Coaches really like how he responded in the last eight games of the season ... They praise

HEADLINES

Key Losses: *Tailback* **Branden Ore;** *Fullback* **Carlton Weatherford**

Key Returnee: *Tailback* **Kenny Lewis, Jr.** – Lewis has paid his dues as a backup during his first two seasons in Blacksburg. Despite his reserve role, the Danville, Va., native got quite a bit of playing time last season and was Tech's third-leading rusher with 205 yards on 57 carries. The coaching staff is looking forward to seeing what he will do with an opportunity as the featured tailback heading into spring practice.

Battle to watch: *Quarterback* **Sean Glennon vs. Tyrod Taylor** – Both guys will get equal reps with the No. 1 offense this spring. Coaches want to see how both of them do in different situations to find out which one will lead the team this fall. There is no preconceived notion of how the process will work, but the competition will play itself out. Whoever steps up will earn the starting position, but if neither one of them earns the spot in the spring, then the competition will continue into preseason practice.

Breakout candidate: *Tailback* **Jahre Cheeseman** – After starting his career in the defensive backfield, Cheeseman enters his second full season as a tailback and now feels confident with his responsibilities in the offense. He began to show his potential last season after busting loose for a 70-yard run at Georgia Tech, which was the team's longest run from scrimmage of the season. Coaches believe he will challenge for a prominent role in the backfield.

him for his competitiveness, determination, work ethic and consistency ... Great pocket passer ... Really sharp with the mental part of the game and has improved his mobility ... Really stepped up as a leader on the team with his performances at Georgia Tech, Virginia, and in the ACC Championship game against Boston College.



Tyrod Taylor

TYROD TAYLOR (So.) – Capable of creating plays with his feet and his arm ... His mobility brings another dimension to the position ... Did a great job after being thrown into the fire so quickly last year ... Improved tremendously from the beginning of the season to the end ... Will use his first spring to concentrate on fundamentals, such as footwork, timing and reading defenses ... The mental part of the game is where he will develop the most after seeing things over and over again.

JEFF BEYER (Jr.) – May not figure into much playing time as a quarterback, but could contribute on special teams ... Coaches say he's the type of guy they love to have on their football team.

TAILBACK

KENNY LEWIS, JR. (Jr.) – Has great speed and quickness ... The hardest working guy Billy Hite says he has ever coached ... Effort is never an issue with him because

Coach Hite on the running backs: "I have a very experienced group of backs returning to the team. I feel very good about every one of those guys. Spring practice is going to be very important to every one of them. The success that we have with this football team will depend on how much better each one of these guys gets. Each position is completely open. Whoever is playing the best will play. I don't make the decision about who is on the first and second teams. The players make that decision by the way they perform out there. As far as I'm concerned, all positions are wide open."

Coach O' Cain on the quarterbacks: "What we need to do this spring is determine how we can best utilize both Sean Glennon and Tyrod Taylor this fall. We're trying to figure out how both of them fit into the offense, based on what strengths they have and how they help the team. The two-quarterback system worked well for us last fall, but that doesn't mean it will work next year."

he gives it his best every time he steps on the field ... Has improved a lot since arriving on campus, but still needs to get a little bit stronger in the weight room so he can break more tackles.

JAHRE CHEESEMAN (r-Jr.) – Possesses a lot of ability and started to figure into the rotation toward the end of last season ... A converted cornerback who is a hard, physical runner ... Spring practice will help determine if he is asked to move back to defense due to the depth at tailback.

DUSTIN PICKLE (Sr.) – A former walk-on who "just gets the job done," whether at tailback or on special teams ... A member of every special teams unit, who was put on scholarship this past offseason.

JOSH OGLESBY (r-Fr.) – Has done a great job in the weight room to become bigger, faster and stronger ... Coaches are expecting a big spring practice and tab him as one of the tailbacks of the future.

DARREN EVANS (r-Fr.) – Spring practice this year is going to be very important for his development ... Needs to improve as a blocker and will get plenty of reps during the spring ... Scored 62 career touchdowns at Warren Central High School in Indianapolis, so he knows what to do with the ball in his hands.

FULLBACK

KENNY JEFFERSON (r-Jr.) – Is next in line to start after waiting



Kenny Lewis, Jr.

his turn ... Played a little bit last fall and contributed on special teams ... Is exactly what coaches are looking for in the fullback spot from a physical standpoint ... A very physical player and an outstanding blocker ... Has improved at catching the football out of the backfield.

DEVIN PEREZ (r-Sr.) – A very physical player ... Is an extremely strong athlete who loves the game of football and hitting people ... Has done an outstanding job of improving his receiving skills ... Was a main part of the goal line offense in previous seasons ... Was also a member of kickoff return team and will be on a number of other special teams units.

KENNY YOUNGER (Jr.) – A former walk-on who coaches believe will be a special player ... Has twice made Mike Gentry's 'Excalibur' list in the weight room for demonstrating superior achievement in all areas of off-season conditioning ... Strength is his biggest asset ... Also has great speed and catches the ball well coming out of the backfield ... The reps he gets this spring will be very important to his development ... Could get some of those reps at tight end if needed.

DEFENSIVE LINE



Nekos Brown

HEADLINES

Key Losses: *Defensive end Chris Ellis; Defensive tackles Carlton Powell, Barry Booker and Kory Robertson.*

Key returnees: *Defensive end Orion Martin* – As the only returning player on the defensive line who started last season, the senior will be expected to lead a group of talented but inexperienced young players this season. Martin recorded 6.5 of his eight career sacks last season and should be a force against opposing quarterbacks.

Breakout Candidate: *Defensive end Steven Friday* – He has the ability to be a real force on the line if he continues to make progress in the spring following a successful winter session. He must continue learning the techniques and become more consistent.

Battle to Watch: *Defensive tackle – Cordarrow Thompson, Kwamaine Battle and Justin Young* will all be competing for one of the tackle spots alongside John Graves. None of the three have much playing experience, so making a strong impression during spring practice will be crucial in earning playing time for next season.

PLAYERS

DEFENSIVE END

ORION MARTIN (r-Sr.) – The only returning lineman who started every game last season ... Has gotten bigger, stronger and faster each year ... Broke a 22-year-old record for DEs with a 39-inch vertical jump during winter workouts ... Goes into camp knowing he still has more to learn to be successful ... Will be leaned on as a senior.

JASON WORILDS (r-So.) – An explosive, powerful young player who had a strong offseason in the gym ... Expected to challenge for one of the two starting DE positions ... Is becoming less tentative ... Is anxious to have a great year after providing depth last season.

NEKOS BROWN (Jr.) – Played a whole season at DE last year after starting his career at LB ... Physical at the point of attack ... Plays extremely hard and is athletic ... Needs to become more instinctive on the field and continue to study the game.

DEMETRIUS TAYLOR (r-Jr.) – Moved to DE last season from LB ... Works hard and possesses outstanding strength ... Doesn't have long arms but plays hard and does some good things ... Could get some reps at tackle.

STEVEN FRIDAY (r-So.) – A hungry player with ability ... Has come a long way ... Needs to show consistency on the field and get better at the point of attack ... Has the potential to be in the two deep.

DEFENSIVE TACKLE

JOHN GRAVES (r-So.) – Played a significant role last season as the No. 4 tackle ... A strong candidate to start at nose tackle but does have experience at both tackle spots ... A high-energy guy who's self-motivated and wants to please ... Physical and strong ... Really good at the point of attack ... Has the ability to be an all-conference type of player and also a leader on the defense.

CORDARROW THOMPSON (r-Jr.) – Had the No. 5 tackle spot last season but only played in nine games ... Has a great first step at the point of attack ... Very physical but has been sluggish in space in the past due to being overweight ... Must keep his weight down in order to stay high on the depth chart.

KWAMAINE BATTLE (r-Fr.) – A promising young player ... Had surgery on both of his shoulders this past fall ... Staff hopes he'll be cleared for spring practice ... Showed flashes inside at DT last year ... Explosive player who shows quickness when he rushes the passer.

JUSTIN YOUNG (r-Fr.) – Athletic, but inexperienced ... Needs to become more physical at the point of attack ... Does a lot of things instinctively and is improving in the weight room ... Has the ability to one day become a starter.

KHALIL LATIF (r-Fr.) – A strong, aggressive young player who will be tried at defensive tackle ... Was redshirted last season while working along the offensive line.

DARYL ROBERTSON (r-So.) – A young player who has yet to make his mark ... Must continue working to develop more pop... Wants to do it, but just hasn't done it yet.



John Graves

Coach Wiles on the Defensive Line: "Defensively, we lost a lot of players from last year's squad. Up front, we return just three ends with playing experience and one tackle. This spring, we have to have guys step up. We have to have guys perform consistently. Our expectations are not going to change. Those guys who have been waiting in the wings or who have been backups need to rise to our expected level of play. The big task at hand is to get the young guys a bunch of reps. We have some guys with ability, and that's the important thing. We have to coach them up in the spring and then be ready to have a great summer and preseason preparation."

LINEBACKERS

HEADLINES

Key Losses: *Mike linebacker Vince Hall; Backer Xavier Adibi*

Key Returner: *Whip linebacker Cam Martin* – The only returning starter among the linebacker corps, he finished fifth in tackles last season with 78, including 4.5 sacks. Tech's coaches expect him to be a leader.

Battle to watch: *Backer, Purnell Sturdivant vs. Hunter Owens* – Sturdivant has the edge in experience, but redshirt freshman Owens will be anxious to show what he can do after moving over from whip. The battle could become even more interesting if Cody Grimm joins in.

Breakout candidate: *Mike linebacker Brett Warren* – After paying his dues as a backup the past three seasons, he is poised to step up and fill some big shoes for the Hokies. He showed he was capable last season when he played well in Vince Hall's absence.



Brett Warren

Coach Foster on the linebackers: "Obviously, we have two big sets of shoes to fill. I'm looking to see who are going to be our playmakers and who can step up and perform on a consistent basis. The jobs are wide open, although the mike spot may be a little more solidified because of the way Brett [Warren] played last year. It is going to be a big spring for us as a unit. We have to find two guys and hopefully some quality depth that can figure in."

PLAYERS

MIKE LINEBACKER

BRETT WARREN (r-Sr.) – Stepped in and played a big role last year when Vince Hall got hurt ... Has really developed into a complete linebacker ... Physical and tough ... Will be counted on to be a leader ... Has a great nose for the football and has really improved his coverage abilities away from the line of scrimmage ... Has some big shoes to fill and is a guy who is capable of doing a good job.

BARQUELL RIVERS (r-Fr.) – A good young prospect with an excellent upside ... Still has a lot to learn, but the coaches are excited about his future ... A physical player who is good in the run game ... Understanding the passing game is where he will have to improve the most.

MARK MUNCEY (r-Jr.) – A walk-on who has been in the program a couple years and has worked hard ... From a knowledge standpoint, he can play mike or backer, but physically he is more suited to play mike.

TIM RICHARDSON (r-So.) – A solid walk-on who has shown some flashes of ability, but has yet to become a consistent performer.

BACKER

PURNELL STURDIVANT (r-Sr.) – Listed No. 1 at the start of spring ... He's played enough and practiced enough at the position, now it's his time to step up ... A little undersized, but has outstanding speed and power ... Hokies need for him to play up to his potential on a consistent basis in all phases.

JONAS HOUSERIGHT (r-Sr.) – A solid player who the coaches trust



Cam Martin

Coach Cavanaugh on the whips and rovers: "You always want your players to get better – technique-wise and fundamental-wise. That's the goal of the spring. You don't have to prepare for a game, but there is the competition of going against our offense. We are very competition-oriented here, so we want to see who can play and who can't. You make the team in the spring. You sort of create your station of life in the spring. That's what they'll need to do, for the No. 1s as well as the No. 2s. This year on defense, it's open season because we lost a lot of good players. We're solid in our two deep, so it should be interesting to see how it all turns out."

... Was in on several key series at Clemson ... Has improved every year and gotten bigger and stronger ... Can handle either linebacker position mentally.

HUNTER OVENS (r-Fr.) – Is moving from whip to backer for the spring ... Coaches think his talents will show a little more by getting him closer to the ball ... Will be a big spring for him to learn ... Has the ability that the position demands.

WHIP

CAM MARTIN (r-Jr.) – Started 13 of 14 games last year at whip after being moved from free safety ... Finished fifth on the team with 78 tackles and was third in sacks with 4.5 ... A steady, solid player who

is a good tackler in space ... Has good leverage and intelligence on the field ... Expected to be a leader on defense this season.

CODY GRIMM (r-Jr.) – Saw action in all 14 games, starting one, last season ... Played well in the ACC Championship and Orange Bowl games ... Ranks as a solid tackler with good speed ... A valuable commodity who can move right in and start at whip or compete for the backer position.

MATT REIDY (r-Jr.) – A walk-on who contributed on special teams last year ... Expected to provide depth at whip after spending the last two springs at the rover and free safety positions ... An extremely smart player.

DYLAN MCGREEVY (Sr.) – A walk-on who should be able to contribute through special teams this season.

DEFENSIVE SECONDARY

HEADLINES

Key losses: *Boundary corner Brandon Flowers; Free safety D.J. Parker*

Key returnees: *Cornerback Victor "Macho" Harris and Safety Kam Chancellor* – Both players will be expected to provide leadership in the secondary following Flowers' departure and continue to make game-changing plays during the course of the season.

Battle to watch: *Field corner Stephan Virgil, Rashad Carmichael and Cris Hill* – All three men are young and talented and will have equal opportunity to compete for Harris' spot since he's moving to boundary corner. Virgil and Carmichael made quality plays last season backing up Harris and Flowers. Even though he was a redshirt, Hill already has the ability to be a starter and could make a strong push, too.

Breakout candidate: *Cornerback Austin Morris* – Has the ability to surprise people and earn more playing time than might be expected.

PLAYERS

BOUNDARY CORNER

VICTOR "MACHO" HARRIS (Sr.)

– Will spend the first six practices working at wide receiver ... Decided to skip the NFL Draft and return for his final season at Tech ... Will be replacing All-American Brandon Flowers at the boundary corner position after playing the last three years at field corner ... Tied Flowers for the team lead in interceptions last season with five ... Is excited about the challenge of being in more man-to-man coverage ... Will need to be a strong communicator with the outside linebackers ... A solid tackler with great playmaking abilities.

STEPHAN VIRGIL (Jr.) –

Performed well last season as the No. 2 boundary corner behind Flowers ... Will also have the opportunity to earn the starting field corner spot ... Has a strong work ethic ... Continues to develop his understanding of the game.

AUSTIN MORRIS (r-Fr.) – A

tough, smart player who is athletic ... Is expected to make good progressions this year and be able to help out defensively.

Coach Gray on the defensive backs: "I'm excited about the prospects of this group. My goal for spring camp is for us to go out and compete every day. We have experience with (Kam) Chancellor and (Macho) Harris, and we have some younger guys who are waiting for their turn and who are hungry to do their thing. I think it's a good mix. I'm excited right now about how they are doing in the offseason program with Coach Gentry. I just want to see the players really grow as a group, and I'd love to see Macho continue to improve and mature as a football player and be a leader for us."

FIELD CORNER

RASHAD CARMICHAEL (r-So.)

– Was the No. 2 field corner last season behind Macho Harris ... Will have the opportunity to earn the No. 1 spot this spring ... A quick athlete who has impressed the staff with his work ethic ... Has already come a long way in developing his understanding of the game.

CRIS HILL (r-Fr.) – Redshirted

last season ... Is very athletic and physically ready to play the game ... Should be more confident after working with coaches during the offseason ... Will be given the opportunity to earn the No. 1 field corner spot ... Understands the techniques and is expected to be a real contributor this season.

FREE SAFETY

KAM CHANCELLOR (Jr.) – Started

all 14 games last season at the rover position but is being moved to free safety to replace D.J. Parker ... Will be able to make the calls like Parker, and will provide a bigger, stronger and faster body at the position ... Combines size, speed and athleticism with a good awareness of the game ... Tied for fourth on the team last year with 79 tackles ... Is good in man-to-man coverage.

RON COOPER (Jr.) – Originally

joined the team as a walk-on ... Provided depth at corner last year but will spend time at free safety this spring ... Has had a tremendous offseason in the weight room ... Is better physically, but still needs to pick up the mental part of the game ... Coaches are looking forward to seeing how he will handle the new position.

ROVER

DORIAN PORCH (r-Jr.) – Played as the No. 2 rover last season and



Rashad Carmichael

contributed on special teams, appearing in 14 games while recovering two fumbles ... Will have the opportunity to earn the No. 1 spot ... Possesses the physical skills needed for the position, including speed, strength and athleticism ... Had a strong winter workout as he produced the best vertical jump on the team for the third-straight year with a leap of 41 inches.

DAVON MORGAN (So.) – Played as

the No. 2 free safety last season behind Parker ... Will compete with Porch for the No. 1 rover spot, but can also play free safety if needed ... A big hitter who has strong ball skills and a great feel for the game ... Appeared in all 14 games last season, breaking up one pass and also blocking a kick.

MATT DAVIDSON (r-Fr.) – A

walk-on who had a great winter workout ... Will be placed at the No. 3 rover spot but may be better suited at whip ... Coaches will decide during practices.



Cam Chancellor

SPECIAL TEAMS

HEADLINES

Key Losses: *Kicker* Jud Dunlevy, *Snappers* Scott King and Bart McMillin, *Holder* Grant Throckmorton, *Return man* Eddie Royal.

Key returnee: *Punter* Brent Bowden – He is the lone returning starter among the specialists and is coming off a good first season. His strong leg could help the Hokies' gain an upper hand in the battle for field position.

Battle to watch: *Place-kicker* – Dustin Keys, Matt Waldron, Tim Pisano and Chris Hazley will be competing for the kicking duties this spring. The job is wide open. Whichever player responds the best to the competition and the pressure will head into the preseason at the top of the depth chart.

Breakout candidate: *Whoever wins the place-kicking battle* – The spring winner will hold the upper hand when preseason practice rolls around and be at the front of the line to fill a key role for the Hokies in 2008.

PLAYERS

PLACE-KICKER

DUSTIN KEYS (r-Sr.) – Competed for the job in the fall ... A guy who has good pop, gets good height and probably has the most experience of the group ... Has an excellent opportunity to earn the job ... Also a candidate for kickoff duties.

MATT WALDRON (r-So.) – A transfer from Penn State ... Was in the competition for the kicking duties in the fall ... Kicks it a little bit low, but fundamentally, is very sound ... Developing consistency will be a key.

TIM PISANO (r-Fr.) – An invited walk-on who got an opportunity to compete for the job during preseason ... He made a favorable impression ... Has the ability, but still needs consistency.

CHRIS HAZLEY (r-So.) – A walk-on who will join in the competition this spring ... Was not on the team in the fall ... Has a very natural action on the ball, which gives him a chance to develop the consistency needed for the job.

PUNTER

BRENT BOWDEN (r-Jr.) – Did a good job as the starter last season



Victor "Macho" Harris

with an average of 42.5 yards per kick ... Had 28 punts inside the opponents 20-yard line ... Coaches will be looking for continued development this spring.

BRIAN SAUNDERS (r-So.) – Competed for the starting job last spring and during the preseason ... Served as the backup last fall ... Is expected to push Bowden for the job again this spring ... A hard worker who can boom the ball, but must work on consistency.

SNAPPERS

COLLIN CARROLL (r-Fr.) – Dressed for the first five games last season, but did not see action ... Heads into the spring as the favorite for the long and short snapping duties ... Must work on improving his footwork after the snap.

MATT TUTTLE (r-Jr.) – Got some practice time as a snapper during the fall ... Dressed for the final nine games, but did not play ...

Was good at times, but needs to be consistent day after day ... Has the potential to win a job.

HOLDER

BRENT BOWDEN (r-Jr.) – Has done quite a bit of holding in practice ... Figures to be the primary man for the job when practice opens.

BRIAN SAUNDERS (r-So.) and **JEFF BEYER (Jr.)** – Both scout team quarterbacks will likely get a look as the holder as spring practice unfolds.

RETURNERS

VICTOR "MACHO" HARRIS (Sr.) and **BRANDON DILLARD (r-Jr.)** – Harris looks to be the top candidate for punt returns, while Dillard picked up some experience on kickoff returns last fall ... The Hokies will do some experimenting with both of the return jobs during the spring, but the kickoff return duties are not likely to be finalized until August.



Brent Bowden

Coach Beamer on Special Teams: "Special teams are kind of like our football team, a lot of positions are open. The bad thing is we don't have a guy we know is going to be the kicker. The good thing is we've got four kids who have a chance to be good kickers. Whichever players respond best to the competition and the pressure are going to become the leaders for the place-kicking and snapping duties. As far as kicking off, right now, nobody stands out. That competition could carry over into the preseason when a couple incoming freshmen kickers will join the battle. The search for return men is also expected to carry over to the preseason. I think Macho is the guy for punt returns because we want someone with a little more experience, but we could use freshmen for kickoff returns. I will be interested to see next fall how some of the freshmen might respond."

2008 SPRING ROSTER

No.	Name	vl	Pos	DOB	Ht.	Wt.	Cl.	Hometown	High School	H.S. Coach
76	Will Alvarez	-	OG	6/11/89	6-5	327	r-Fr.	Woodbridge, Va.	C.D. Hylton	Lou Sorrentino
65	Matt Baldwin	-	OT	5/16/89	6-6	290	r-Fr.	Oakwood, Va.	Twin Valley	Charlie Van Dyke
38	Lance Barbour	-	CB	1/10/89	5-8	178	r-Fr.	Opelousas, La.	Opelousas	Paul Lanolos
93	Kwamaine Battle	-	DT	8/24/89	6-0	292	r-Fr.	Spring Hope, N.C.	Southern Nash	Brian Foster
83	Russell Becker	-	DE	8/11/89	6-3	240	r-Fr.	Manassas, Va.	Osborn Park	Brian Beaty
15	Jeff Beyer	-	QB	8/11/88	6-4	221	Jr.	Fairfax, Va.	W.T. Woodson	Gerry Pannoni
8	Greg Boone	2	TE	9/14/86	6-3	290	r-Jr.	Chesapeake, Va.	Oscar Smith	Richard Morgan
97	Brent Bowden	1	P	5/21/87	6-3	206	r-Jr.	Centreville, Va.	Westfield	Tom Verbanic-
68	Jaymes Brooks	-	OG	7/31/89	6-2	304	r-Fr.	Newport News, Va.	Denbigh	Tracy Harrod
47	Nekos Brown	2	DE	2/18/88	6-2	252	Jr.	Brandywine, Md.	Thomas Stone	Steve Lindsey
71	Aaron Brown	-	OT	3/16/88	6-6	320	r-So.	Cincinnati, Ohio	Princeton	Brian Dodds
85	Chad Carlson	-	DE	12/11/86	6-2	241	r-So.	Poquoson, Va.	Poquoson	Don Ward
21	Rashad Carmichael	1	CB	9/9/88	5-10	193	r-So.	Clinton, Md.	Gwynn Park	Danny Hayes
50	Collin Carroll	-	SN	5/24/89	6-3	236	r-Fr.	Hopkins, Minn.	Edina	Kim Nelson
17	Kam Chancellor	2	FS	4/3/88	6-3	225	Jr.	Norfolk, Va.	Maury	Dealton Cotton
27	Jahre Cheeseman	1	TB	1/11/87	5-10	204	r-Jr.	Voorhees, N.J.	Eastern	Dan Spittal
19	Danny Coale	-	SE	6/27/88	6-0	203	r-Fr.	Lexington, Va.	Episcopal	Mark Gowin
37	Ron Cooper	-	CB	12/28/87	5-10	191	Jr.	Richmond, Va.	Meadowbrook	Bill Bowles
57	Clark Crum	-	OT	2/22/88	6-7	277	r-So.	Dublin, Ohio	Scioto	Karl Johnson
4	Matt Davidson	-	ROV	5/17/88	5-10	208	r-Fr.	LaBelle, Fla.	LaBelle	Ron Dunbar
79	Eric Davis	-	OG	5/23/87	6-7	337	r-Jr.	Lorton, Va.	West Springfield	Bill Renner
62	Blake DeChristopher	-	OT	9/8/88	6-5	293	r-Fr.	Midlothian, Va.	Clover Hill	Sean O'Hare
80	Brandon Dillard	1	FL	2/3/87	5-11	180	r-Jr.	Martinsville, Va.	Bassett	James Gilbert
86	Chris Drager	-	TE	8/23/88	6-3	241	r-Fr.	Jefferson Hills, Pa.	Thomas Jefferson	Bill Cherpak
32	Darren Evans	-	TB	11/9/88	6-0	215	r-Fr.	Indianapolis, Ind.	Warren Central	Steve Tutsie
82	Steven Friday	-	DE	8/9/86	6-4	235	r-So.	Hampton, Va.	Phoebus	Bill Dee
98	Jacob Gardner	-	SN	8/29/85	6-0	236	r-Sr.	Wytheville, Va.	George Wythe	Donnie Pruitt
85	Ervin Garner	-	FL	4/29/89	5-9	164	r-Fr.	Fairfax, Va.	Oakton	Joe Thompson
7	Sean Glennon	3	QB	9/5/85	6-4	223	r-Sr.	Centreville, Va.	Westfield	Tom Verbanic
64	Richard Graham	1	OT	3/30/87	6-6	288	r-Jr.	Richmond, Va.	St. Christopher's	Paul Padalino
91	John Graves	1	DT	6/25/87	6-3	292	r-So.	Richmond, Va.	Meadowbrook	Bill Bowles
69	Hivera Green	-	OG	8/1/87	6-3	321	r-Jr.	Conway, S.C.	Conway	Chuck Jordan
26	Cody Grimm	2	LB	2/26/87	5-11	198	r-Jr.	Fairfax, Va.	Oakton	Pete Bendorf
1	Victor Harris	3	CB	2/16/86	6-0	192	Sr.	Highland Springs, Va.	Highland Springs	Scott Burton
2	Chris Hazley	-	PK	8/9/87	6-1	185	r-So.	West Chester, Pa.	Henderson	Joe Walsh
9	Cris Hill	-	CB	8/29/89	5-11	185	r-Fr.	Richmond, Va.	Highland Springs	Scott Burton
18	Dean Hill	-	FS	2/12/88	6-0	183	r-Fr.	St. Stephen, S.C.	Timberland	Art Craig
66	Brandon Holland†	1	OG	4/1/86	6-4	330	Jr.	Roanoke, Va.	Northside	Jim Hickam
12	Cory Holt†	3	SE	6/17/85	6-4	223	r-Sr.	Lexington, N.C.	Lexington	Billy Hunt
89	Jonas Houseright	2	LB	5/17/85	6-0	223	r-Sr.	Gate City, Va.	Gate City	Nic Colobro
31	Nobel Iyebote	-	CB	10/1/89	5-8	165	r-Fr.	Lorton, Va.	South County	Pete Bendorf
42	Kenny Jefferson	-	FB	7/9/87	5-9	216	r-Jr.	Port Tobacco, Md.	DeMatha Catholic	Bill McGregor
72	Nick Kaminski	-	OG	2/17/88	6-4	280	r-So.	Warrenton, Va.	Bishop O'Connell	Steve Trimble
6	Dustin Keys	-	PK	2/6/86	6-2	207	r-Sr.	Stafford, Va.	Brooke Point	Jeff Berry
94	Andrew Lanier	-	TE	2/14/89	6-5	263	r-Fr.	Moore, S.C.	Dorman	Dave Gutshall
92	Khalil Latif	-	DT	10/7/89	6-3	260	r-Fr.	Chesterfield, Va.	Manchester	Tom Hall
20	Kenny Lewis, Jr.	2	TB	10/13/84	5-9	199	Jr.	Danville, Va.	George Washington	Everett Woods
16	Zach Lockett	1	FL	12/8/87	6-3	212	r-So.	Mays Landing, N.J.	Holy Spirit	Bill Walsh
67	Nick Marshman	3	OG	2/13/85	6-5	357	r-Sr.	Harrisonburg, Va.	Turner Ashby	Joe Taylor
41	Cam Martin	2	LB	4/19/87	6-1	204	r-Jr.	Martinsville, Va.	George Washington	Dan Newell

No.	Name	vl	Pos	DOB	Ht.	Wt.	Cl.	Hometown	High School	H.S. Coach
61	Marcus Martin	-	DE	1/13/89	6-2	230	r-Fr.	Pinnack, N.C.	East Surry	David Diamont
90	Orion Martin††	3	DE	9/2/85	6-2	252	r-Sr.	Martinsville, Va.	George Washington	Everett Woods
46	Dylan McGreevy	-	LB	1/27/86	5-11	215	Sr.	Front Royal, Va.	Warren County	Heath Gilbert
61	Barrett Mears	-	C	2/22/88	6-5	287	r-So.	Richmond, Va.	Mills E. Godwin	Will Kitchen
2	Davon Morgan	1	ROV	1/28/89	6-0	190	So.	Richmond, Va.	Varina	Gary Chilcoat
32	Austin Morris	-	CB	4/7/89	6-0	191	r-Fr.	Fairfax, Va.	Chantilly	Mike Lalli
36	Mark Muncey	-	LB	11/22/85	5-11	225	r-Jr.	Tazewell, Va.	Tazewell	Bobby Wyatt
75	Greg Nosal	-	OT	4/25/89	6-6	281	r-Fr.	Virginia Beach, Va.	Kellam	Chris Dewitt
25	Josh Oglesby	-	TB	9/23/88	5-11	211	r-Fr.	Garner, N.C.	Garner	Nelson Smith
40	Hunter Ovens	-	LB	11/3/88	5-11	209	r-Fr.	Bradenton, Fla.	Cardinal Mooney	Mike Dowling
87	Prince Parker	-	SE	12/21/87	6-6	227	r-So.	Norfolk, Va.	Maury	Dealton Cotton
44	Devin Perez‡	1	FB	6/1/85	5-8	242	r-Sr.	Sparta, N.J.	Pope John XXIII	Vic Paternostro
35	Dustin Pickle	2	TB	7/16/86	5-10	184	Sr.	Salem, Va.	Salem	Stephen Magenbauer
9	Tim Pisano	-	PK	3/27/89	5-10	173	r-Fr.	Milton, Ga.	Milton	Scott Walker
24	Dorian Porch	2	ROV	3/16/87	5-11	211	r-Jr.	Calhoun, Ga.	Gordon Central	Bill Long
59	Courtney Prince	-	DT	6/18/89	6-2	271	Fr.	Mitchellville, Md.	Gwynn Park	Danny Hayes
37	Mike Reid	1	SE	9/28/87	6-3	215	Jr.	Martinsville, Va.	Martinsville	Taylor Edwards
23	Matt Reidy	1	LB	1/8/87	6-1	213	r-Jr.	Gaithersburg, Md.	Damascus	Dan Makosy
70	Sergio Render	2	OG	9/13/86	6-4	324	Jr.	Newnan, Ga.	Newnan	Robert Herring
39	Tim Richardson	-	LB	2/16/87	5-10	234	r-So.	Hampton, Va.	Hampton	Mike Smith
52	Barquell Rivers	-	LB	12/19/88	6-0	233	r-Fr.	Wadesboro, N.C.	Anson County	Jody Groom
55	Daryl Robertson	-	DT	7/15/88	6-2	297	r-So.	Bedford, Va.	Liberty	Chris Watts
30	Brian Saunders	-	P/QB	2/23/88	6-0	206	r-So.	Roseland, Va.	Nelson County	Tim Crawford
58	Ryan Shuman	2	C	7/8/86	6-3	313	r-Sr.	Fork Union, Va.	Fork Union	Mickey Sullivan
88	Andre Smith	1	TE	9/26/88	6-4	260	r-So.	Germantown, Md.	Seneca Valley	Fred Kim
98	David Stanton	-	TE	12/29/87	6-5	237	r-So.	Richlands, Va.	Richlands	Greg Mance
45	Purnell Sturdivant	3	LB	3/19/86	5-10	234	r-Sr.	Norfolk, Va.	Lake Taylor	Hank Sawyer
81	Jacob Sykes	-	FL	4/27/88	6-0	191	r-Fr.	Goldsboro, N.C.	Goldsboro	Maurice Jackson
5	Tyrod Taylor	1	QB	8/3/89	6-1	213	So.	Hampton, Va.	Hampton	Mike Smith
56	Demetrius Taylor	1	DE/DT	11/22/86	6-0	254	r-Jr.	Virginia Beach, Va.	Kellam	Chris DeWitt
83	Patrick Terry	-	FL	11/12/88	5-11	189	r-Fr.	South Boston, Va.	Halifax County	John Lacy Harris
95	Cordarrow Thompson	2	DT	10/2/87	6-2	323	r-Jr.	Stafford, Va.	North Stafford	Eric Cooke
63	Matt Tuttle	-	SN	3/20/86	6-0	235	r-Jr.	Chesapeake, Va.	Nansemond-Suffolk Acad.	Terry Crigger
30	Alonzo Tweedy	-	FS	7/27/89	6-2	184	Fr.	Richmond, Va.	Hermitage	Pat Kane
22	Stephan Virgil	2	CB	4/3/87	5-11	177	Jr.	Rocky Mount, N.C.	Rocky Mount	B.W. Holt
4	Matt Waldron‡‡	-	PK	10/16/87	5-11	190	r-So.	Oakfield, N.Y.	Oakfield-Alabama	John Dowd
77	Ed Wang	2	OT	3/12/87	6-5	310	r-Jr.	Ashburn, Va.	Stone Bridge	Mickey Thompson
99	Jeff Wardach	-	DT	8/15/88	6-3	240	r-Fr.	Roanoke, Va.	Cave Spring	Tim Fulton
33	Brett Warren	3	LB	3/7/85	6-1	223	r-Sr.	Clifton, Va.	Centreville	Mike Skinner
60	Beau Warren	1	C	12/31/87	6-3	276	r-So.	Clifton, Va.	Centreville	Mike Skinner
18	Sam Wheeler†	2	TE	5/27/86	6-3	269	r-Jr.	Blacksburg, Va.	Blacksburg	Dave Crist
3	Ike Whitaker	1	SE	6/5/87	6-4	220	r-Jr.	Germantown, Md.	Northwest	Randy Trivers
6	Jason Worldis	1	DE	3/3/88	6-2	252	r-So.	Carteret, N.J.	Carteret	Bob Molarz
96	Justin Young	-	DT	11/21/89	6-3	263	r-Fr.	Germantown, Md.	Northwest	Randy Trivers
48	Kenny Younger	1	FB	5/11/88	5-11	227	Jr.	Richmond, Va.	Mills Godwin	Will Kitchen

† also attended Hargrave Military Academy (Va.)

‡ also attended Fork Union Military Academy (Va.)

†† also attended Hargrave (one semester) and Norfolk State University (one semester)

‡‡ also attended Penn State University

Roster and number changes are expected during spring practice. An updated roster will be available on Hokiesports.com at the conclusion of spring practice.

QUOTING THE COACHES

COACH FRANK BEAMER ON SPRING PRACTICE:

"I think this is going to be an exciting spring practice. There are very few positions where we are settled. In most springs, you are already set with certain people or at certain positions. We have some of that this year, but for the most part, positions are open and it is going to be great to get out there and see these kids compete and find out who claims these positions.

"As to which position is the most critical to fill, I think it kind of goes on and on here. Offensively, it still all starts with the offensive line, and we've struggled there for a couple of years. Hopefully, we're closer to getting more good players on the offensive line. There are a lot of openings at wide receiver, and I think we've got some good young talent at those positions. The tailback position is also open and we'll have to see what happens there. We've got the most returning guys at tight end, but we are still looking for improvement there. On defense, you worry about right up the pipe after losing three tackles and two linebackers. That is a real issue for us, as are our special teams, where we lost all but one starter.

"Across the board, there are a lot of openings. We're young, but I think we are going to be talented. It is going to be interesting to see how quickly this talent can come along and play at a successful level."



COACH BRYAN STINESPRING ON THE OFFENSE:

"Offensively, our goal is to go out and establish the run this spring. In the previous two seasons, our average yards per carry has fallen off — we haven't come out running the ball very well. First and foremost, we need to establish an attitude about running the ball. With that in mind, I think we need to examine our tailback situation and find out by the end of spring practice which three or four guys we're going to approach preseason camp with at that position. We want to determine who will be receiving most of the reps come August.

"Another part offensively will be re-establishing our receiving corps after the loss of four veteran players. That's a key for us. We lost people who were instrumental in a lot of yardage, a lot of big plays and instrumental in us winning games. We have to find a couple of playmakers, but we also have to find some depth at those positions, too.

"This will be a time to advance (quarterback) Tyrod Taylor further along in his knowledge of the game and our offense. This is also when things will get serious for the young guys on the offensive line. Their development is going to be critical to how good the line is going to be."

COACH BUD FOSTER ON THE DEFENSE:

"We've got a couple of spots here and there where we have some solid players, but we've got seven or eight spots where we lost players who were playmakers. Linebacker, defensive tackle, one of our corner positions and a safety spot are going to be critical positions. It's going to be an important spring for us, but I'm excited about it. We've got a lot of new blood coming in, and that's what college football is all about. We have to get better every day and find out who can perform and do it on a consistent basis. That's our goal."



FRANK BEAMER

HEAD COACH ENTERS 22ND SEASON AT THE HELM

Fresh off an 11-3 season that featured an Atlantic Coast Conference title and a berth in the FedEx Orange Bowl, Frank Beamer has completed 21 years as the head football coach at Virginia Tech, where he continues to take the Hokies to new levels.

Virginia Tech couldn't have asked for anyone better than Beamer to guide its football program into the ACC. Tech is one of only two Division I Football Bowl Series teams to post 10 or more wins during the regular season in each of the last four years. In 2005, Beamer led the Hokies to an 11-2 record, the Coastal Division title, a spot in the inaugural league championship contest and a bowl game. In 2004, he guided another young Tech team — picked to finish sixth in the ACC — to a league title and a BCS Bowl. That team also won the league's 2004 Fall Sportsmanship Award for football, yet another tribute to the program Beamer and his staff have built.

When Beamer accepted the job as head football coach at his alma mater in 1987, his goal was for the Virginia Tech football program to reach a consistent level of excellence. The Hokies have come a long way since that day, and along the way, Beamer has become one of the most respected and successful coaches on the college football scene.

Under Beamer, Tech football has enjoyed unprecedented success with 15 consecutive bowl appearances, two ACC titles, two ACC Coastal Division crowns, three BIG EAST Conference titles and a trip to the national championship game.

Tech won the BIG EAST title in 1995 and 1999 and shared it in '96. Beamer was voted BIG EAST Coach of the Year by the league's coaches each of those seasons and was tabbed the ACC Coach of the Year in both 2004 and 2005.

In 1997, Beamer was inducted into the Virginia Tech Sports Hall


of Fame and following the 1999 season, he earned eight national coach of the year honors. Under Beamer, Tech has earned a top 10 ranking in the AP poll at some point during seven of the past eight years. In 2007, the Hokies finished ninth in the nation.

Beamer is ranked third among Division I FBS coaches in victories with 209 over 27 seasons as a head coach. His Tech teams have posted a 153-45 record over the past 15 seasons and appeared in bowl games each year during that span, a feat equaled by just three other schools. A spot in the Nokia Sugar Bowl to play No.1 Florida State for the national championship focused widespread attention on Virginia Tech and its football program following the 1999 season. Although the Hokies fell short in their bid for the national title, they proved that they belong among the top teams in the college ranks.

There have been plenty of other accolades for the Hokies' coach. Prior to the 2005 season, a *Seattle Times* poll of more than 40 coaches voted Frank Beamer as the current head coach for whom they had the most respect. In a survey of Division I-A football coaches conducted by *Bloomberg News* in the fall of 2000, Beamer was named the best coach a school could hire to run its football program. When BIG EAST Conference football celebrated its first 10 years of existence in 2000, Beamer was voted the Coach of the Decade by the league's media.

The rise of the Tech football program has made Beamer a man in demand. It has opened doors to places he may never have dreamed of as a youngster growing up in Southwest Virginia.

In September 2000, Beamer was invited to the White House where he joined a select group that stood in the Rose Garden behind then-President Bill Clinton as he made remarks on the Conservation and Reinvestment



Frank Beamer has led Tech to two ACC titles in four years and to 15 straight bowl games.

Act. Beamer was one of the keynote speakers at the American Football Coaches Association Convention in 2000, and in April, 2001, he joined former Prime Minister of Great Britain, Lady Margaret Thatcher, as one of the featured speakers at SUCCESS 2001, one of the nation's most popular business seminars.

In April 2004, Beamer was presented a Humanitarian Award by the National Conference for Community and Justice for his contributions to fostering justice, equity and community in the Roanoke Valley. An avid NASCAR fan, Beamer has been the official starter for races at Bristol Motor Speedway and Richmond International Raceway.

Beamer's overall record at Tech now stands at 167-85-2. He became Tech's winningest football coach during the 1997 campaign. Counting six years as head coach at Murray State prior to joining the Hokies, Beamer's overall 27-year record is 209-107-4.

During his undergraduate days at Tech, Beamer started three years as a cornerback and played on the Hokies' 1966 and 1968 Liberty Bowl teams. He received

a B.S., in distributive education from Tech in 1969 and a master's in guidance from Radford in 1972. Then came the start of the Beamer coaching career.

He began as an assistant at Radford High School from 1969 through 1971. Then, after one season as a graduate assistant at the University of Maryland, he went to The Citadel where he worked five seasons under Bobby Ross and one year under Art Baker. His last two years at The Citadel, Beamer was the defensive coordinator.

In 1979, Beamer went to Murray State as the defensive coordinator under Mike Gottfried. He was named head coach at Murray State in 1981 and went on to compile a six-year record of 42 wins, 23 losses and two ties.

The Tech coach was born in Mt. Airy, N.C., and grew up in Hillsville, Va. Beamer is married to the former Cheryl Oakley of Richmond, Va. They have two children, Shane, a former member of his dad's football team at Tech and now an assistant at the University of South Carolina; and daughter Casey, a 2003 graduate of Virginia Tech.

COACH BEAMER'S PROFILE

PERSONAL:

Born: 10/18/46, Mt. Airy, N.C.
 Hometown: Hillsville, Va.
 Wife: former Cheryl Oakley
 Children: Shane, Casey

EDUCATION:

High School: Hillsville (1965)
 College: Virginia Tech (1969)
 Postgraduate: Radford University (1972)

PLAYING EXPERIENCE:

Virginia Tech (1966-68)

COACHING EXPERIENCE:

1972 Graduate Assistant, Maryland
 1973-76 Assistant Coach, The Citadel
 1977-78 Defensive Coordinator, The Citadel
 1979-80 Defensive Coordinator, Murray State

1981-86 Head Coach, Murray State
 1981 (8-3)
 1982 (4-7)
 1983 (7-4)
 1984 (9-2)
 1985 (7-3-1)
 1986 (7-4-1) Ohio Valley co-champion
 Record at Murray State: 42-23-2 (six years)

1987- Head Coach, Virginia Tech
 1987 (2-9)
 1988 (3-8)
 1989 (6-4-1)
 1990 (6-5)
 1991 (5-6)
 1992 (2-8-1)
 1993 (9-3) Independence Bowl champion
 1994 (8-4) Gator Bowl
 1995 (10-2) BIG EAST champion, Sugar Bowl champion
 1996 (10-2) BIG EAST co-champion, Orange Bowl
 1997 (7-5) Gator Bowl
 1998 (9-3) Music City Bowl champion
 1999 (11-1) BIG EAST champion, Sugar Bowl
 2000 (11-1) Gator Bowl champion
 2001 (8-4) Gator Bowl
 2002 (10-4) San Francisco Bowl champion
 2003 (8-6) Insight Bowl
 2004 (10-3) ACC champion, Sugar Bowl
 2005 (11-2) ACC Coastal champion, Gator Bowl champion
 2006 (10-3) Chick-fil-A Bowl
 2007 (11-3) ACC champion, Orange Bowl

Record at Virginia Tech: 167-85-2 (21 years)

Overall head coaching record: 209-108-4 (27 years)



Frank Beamer and his wife Cheryl, with their daughter Casey, and their son Shane and his wife Emily.

BOWL/PLAYOFF EXPERIENCE:

Player
 1966 Liberty (Virginia Tech vs. Miami)
 1968 Liberty (Virginia Tech vs. Mississippi)

Coach
 1979 Division I-AA Playoffs (Murray State, semifinals)
 1993 Independence (Virginia Tech vs. Indiana)
 1994 Gator (Virginia Tech vs. Tennessee)
 1995 Sugar (Virginia Tech vs. Texas)
 1996 Orange (Virginia Tech vs. Nebraska)
 1997 Gator (Virginia Tech vs. North Carolina)
 1998 Music City (Virginia Tech vs. Alabama)
 1999 Sugar (Virginia Tech vs. Florida State)
 2000 Gator (Virginia Tech vs. Clemson)
 2001 Gator (Virginia Tech vs. Florida State)
 2002 San Francisco (Virginia Tech vs. Air Force)
 2003 Insight (Virginia Tech vs. California)
 2004 Sugar (Virginia Tech vs. Auburn)
 2005 Gator (Virginia Tech vs. Louisville)
 2006 Chick-fil-A (Virginia Tech vs. Georgia)
 2007 Orange Bowl (Virginia Tech vs. Kansas)



NOTEWORTHY ACCOMPLISHMENTS

Under the direction of Frank Beamer and his staff, the Hokies have ...

- played for the national championship for the first time in school history.
- become one of only four Division I schools to go to bowl games each of the last 15 seasons.
- earned five conference titles and five BCS bids in a 13-year span.
- become one of only three teams (USC, Texas) to produce four-consecutive 10-win seasons.
- compiled a school-record streak in the Associated Press Top 25 Poll at 84 consecutive weeks.
- posted 11 wins in a season for the first time.
- registered the program's first back-to-back 11-win seasons.
- produced the school's first 11-0 regular-season record in football.
- averaged more than nine wins a season over the last 15 years.
- won an Atlantic Coast Conference Championship in their first season of competition.
- played in the inaugural ACC Championship game and won the 2007 game.
- produced the ACC Coach of the Year and Player of the Year during their inaugural ACC season.
- became the first team in BIG EAST history to win all the league's major awards in the same season.
- earned the highest national rankings in school football history, including six Top 10 finishes and back-to-back Top 6 finishes.
- finished in a final Top 25 poll 12 times in the last 15 seasons.
- won more games (167) than under any other coaching staff in school history.
- been to four times as many bowl games (15) than under any other staff.
- won more bowl games (6) than under any other coaching staff.
- posted 15 straight seasons of seven or more wins for the first time in school history.
- had 128 of their last 152 games televised (84 percent).
- compiled a 101-34 record in televised games since the start of the 1995 season.
- blocked more kicks in the 1990s than any other Division I-A team.
- become one of only eight Division I-A schools ever to lead the nation in both scoring offense and defense in the same season.
- led the nation in total defense in consecutive years (2005 & 2006) to become the first team since Oklahoma in 1986-1987, and sixth all-time, to lead the NCAA in total defense in back-to-back seasons.
- had at least one player from every defensive position score a touchdown.
- produced a No. 1 pick in the National Football League draft.
- had more than 135 players sign with NFL teams.
- had two players who entered the program as walk-ons drafted in the top four rounds of the NFL draft.
- produced 14 Associated Press All-Americans over the last nine seasons.
- had players win 10 major conference individual awards in the last ten years.



NATIONAL COACH OF THE YEAR
Coach Frank Beamer was tabbed the consensus national football coach of the year for 1999 after leading the Hokies to an 11-0 regular season and a berth in the national championship game.

Frank Beamer, the first Tech alumnus to guide the Hokies' football program since the 1940s, has won more games at Tech than any other football coach. Prior to Beamer, no other grid coach in Virginia Tech history had served more than 10 seasons as head coach. Only two of the 119 Division I-A head coaches have been at their current school consecutively longer than Beamer's 21 years. Those coaches are Joe Paterno (42 yrs., Penn State) and Bobby Bowden (32 yrs., Florida State).

With last year's visit to the Orange Bowl, head coach Frank Beamer has led the Hokies to 15 straight bowl games. The 15 bowl appearances mark the third-highest by any active coach. Penn State's Joe Paterno leads the way with 34, followed by Florida State's Bobby Bowden with 29. Beamer is tied with Tennessee's Phillip Fulmer.

2007 SEASON IN REVIEW

HOKIES WIN THEIR SECOND ACC CHAMPIONSHIP AND A BCS BOWL BID

Quarterback Sean Glennon probably summed it up best in the week leading up to the 2007 ACC Championship game.

"What's done is done," the then-redshirt-junior signal caller said. "Right now, our ideal situation is to win the [ACC] championship and go to the Orange Bowl. I'll take that any day. Obviously a national title would be nice, but if you had told us before the season started that we could go to the Orange Bowl, I would definitely not have complained."

While it's tempting to think about what might have been had Boston College's Matt Ryan not shattered the Hokies' hopes back on Oct. 25 – you do the math ... Tech finished third in the BCS standings even with that gut-wrenching loss on its résumé – it can't be overstated how much of a success a season filled with adversity turned out to be, even with the setback against Kansas in the Orange Bowl.

From the pressures of bringing a community back together following the tragedy of April 16, to key injuries of starters Ed Wang, Ryan Shuman, Vince Hall and Sam Wheeler, to the early-season woes of the offense that saw it ranked in the triple digits of several statistical categories, the Hokies had plenty to overcome. But when all was said and done, Tech had put together its fourth-straight 10-win season with an 11-3 record, captured its second ACC championship in four years, and earned its first BCS bowl invitation since the 2004 season.

Not only that, but the once-anemic offense entered the bowl game averaging 34.8 points and 392.8 yards of offense per game over its last five contests, thanks largely in part to the two-headed quarterback system implemented between Glennon and freshman Tyrod Taylor. The defense was up to its old tricks as well, ranking second in the nation in scoring defense (15.5 points per game) and fifth in both total defense



All-Americans Xavier Adibi (11) and Brandon Flowers (18) swallowed up opposing offenses all season long, combining for 187 tackles and helping the Tech defense rank No. 2 in the nation with 15.5 points allowed per game.

(293.31 yards per game) and rushing defense (86 yards per game).

It all began with one of the most significant events in Hokie history – the season opener in Lane Stadium on Sept. 1. The matchup with East Carolina was much more than a football game – it served as arguably the biggest step in a return to normalcy for the Virginia Tech community following the events of April 16, allowing Hokies from all over the chance to come to Blacksburg not only to watch football, but to be with each other and be Hokies again. Head coach Frank Beamer and his crew gave the Tech faithful plenty to cheer about, knocking off the pesky Pirates by a score of 17-7 after a 17-yard interception return for a touchdown by cornerback Victor Harris and a 21-yard scoring catch by Wheeler.

The Hokies' high spirits were quickly brought back down to

earth the next week in Baton Rouge, as Tech got throttled 48-7 by the No. 2 LSU Tigers, who racked up an astonishing 598 yards of offense against the Hokies' vaunted defense. The Hokies managed just 149 yards, and after falling behind 24-0 midway through the second quarter, Glennon was benched in favor of the mobile Taylor, who made his collegiate debut just before halftime. He would score Tech's lone touchdown on a 1-yard run in the third quarter.

Glennon essentially lost his job after giving way to Taylor, and the talented freshman went on to lead the Hokies to four straight victories, beginning with a 28-7 beating of Ohio at Lane Stadium on Sept. 15. The Bobcats kept the score within seven until the fourth quarter, when a Branden Ore rushing score was followed by a 44-yard run by Kenny Lewis, Jr. – his second touchdown of the day. The Hokies' 28 points

came unanswered, and they continued the streak into the next game against William & Mary the following week.

Tech opened the game with the Tribe by running off 34 more points – all in the first half – on its way to a 44-3 drubbing that was highlighted by a 60-yard punt return touchdown by flanker Eddie Royal and a 49-yard interception return for a touchdown by cornerback Brandon Flowers.

The Hokies opened ACC play on Sept. 29 at home with a 17-10 victory over North Carolina. The offense stalled a bit after its momentum in the previous two games – Tech's points came off of a Jud Dunlevy field goal and short runs by Taylor and Ore – and the Tar Heels were threatening late in the fourth quarter. The drive was thwarted, though, by one of linebacker Cam Martin's three sacks on the day, and the Hokies won their conference opener for the fourth straight year.

Though Tech put up 41 points in its next game, a 41-23 success at Clemson, 27 of them came by way of the defense or special teams. Dunlevy hit a pair of field goals, and BeamerBall was on full display as the Hokies scored touchdowns via punt return and kick return in the same game for the first time under Beamer. Royal notched his second score on a punt return in three games with an 82-yarder in the first half, Harris took back a kickoff 100 yards for his second touchdown of the year, and safety D.J. Parker tallied a pick-six on a 32-yard interception return on the first drive of the game.

The Hokies' winning streak reached five games with a 43-14 domination of Duke in Durham on Oct. 13, and the story of the game was Glennon's triumphant return in place of Taylor, who sprained his ankle in the first quarter. The former starter went on to throw for 258 yards and two touchdowns on 16-of-21 passing, staking his claim for a role in the offense that would continue for the rest of the season.

Following a bye week, the then-No. 2 Boston College Eagles came to town and rained on the Hokies' parade in a Thursday night storm-soaked thriller. Tech led 10-0 late in the fourth quarter and looked certain to record the upset, but that's when Ryan pulled off one of college football's most improbable comebacks,

throwing two touchdowns in the final 2:11 – including the game-winner with 11 seconds on the clock – to steal victory from the Hokies.

Though the loss left Tech stunned and 6-2, the late-game collapse proved to be the Hokies' rallying cry for the rest of the season as they ripped off five straight victories in convincing fashion to earn the Orange Bowl bid. The comeback began with a bizarre 27-3 win at Georgia Tech the following Thursday, before which four Tech jerseys mysteriously disappeared, including Glennon's. The Hokies were forced to fashion some old Georgia Tech jerseys into makeshift Virginia Tech ones, and Glennon fashioned one of the best games of his career, leading the Hokies to a season-high 481 yards of total offense and the runaway win.

The Hokies returned home on Nov. 10 to battle Florida State as Beamer sought his first-ever win against the Seminoles. Down 21-20 heading into the fourth quarter, Tech rolled up 20 unanswered points to secure the 41-20 win. Split end Justin Harper tallied a career-high 167 yards receiving, and the game marked the first time that the Hokies went to the rotating quarterback system as Taylor returned from his high-ankle sprain to score the go-ahead touchdown early in the final period.

Tech put up its fourth 40-plus point game of the year in a 44-14 whipping of Miami the next week in its home finale, once again exploding in the second half, this time for 24 unanswered points. Harper scored for the third game in a row, and Ore added two touchdowns as the Hokies set themselves up for a showdown in Charlottesville the next week with the rival Cavaliers to decide the Coastal Division crown.

The Hokies clinched a rematch with Boston College in the ACC title game by knocking off Virginia 33-21. Ore racked up a season-high 147 yards on the ground, while Royal picked up an identical 147 through the air, including a game-changing 39-yard touchdown with just 12 seconds left in the first half and the Hokies down by one point. Taylor added a pair of rushing scores in the win and Dunlevy booted four field goals to send the Hokies to Jacksonville with a ticket to Miami on the line.

On Dec. 1 with the ACC Championship up for grabs, Tech got the redemption it had been seeking since that rainy nightmare in Blacksburg five weeks prior by avenging the loss with a 30-16



Not only did Eddie Royal score two touchdowns on punt returns and become the ACC's all-time leader in punt return yards, he also had a career-high 32 receptions and four touchdown catches, including this game-changer at UVa.

win over the Eagles. The game once again came down to the wire with Ryan engineering another comeback bid, but an interception by Hall deep in Tech's territory and a pick-six by linebacker Xavier Adibi with 11 seconds remaining sealed the deal for the Hokies. Offensive lineman Duane Brown blocked two kicks in the game for Tech, and Glennon earned MVP honors after tossing three touchdown passes and leading the maroon and orange to its fourth-ever 11-win season.

At the Orange Bowl in Miami on Jan. 3, Tech fell behind 17-0 before making a late comeback and ultimately falling short, 24-21. Ore scored on a 1-yard run just before halftime to keep the Hokies alive, and Harper tallied two touchdowns in the second half for the Hokies – one on an 84-yard reverse punt return, and one on a 20-yard pass from Glennon.

The Hokies once again earned their share of individual honors following the regular season. Adibi, Chris Ellis, Harris and Royal were all named first-team All-ACC, while Barry Booker, Brown and Flowers all made the second team. Hall, Parker and Carlton Powell each earned honorable mentions. On a national level, Adibi and Flowers were named to The Associated Press and AFCA Coaches' All-America Teams.



Chris Ellis, seen here leveling Miami's quarterback, enjoyed a breakout season at defensive end, while recording 49 tackles, 8.5 sacks and 38 quarterback hurries.

Tech Falls to Kansas in the Orange Bowl

MIAMI GARDENS, Fla. - The Virginia Tech Hokies trimmed a 17-point first-half deficit to three points in the second half, but couldn't quite get over the hump, falling to the Kansas Jayhawks 24-21 in a Thursday night Orange Bowl game at Dolphin Stadium.

With the loss, Tech's season ended at 11-3 overall, and the Hokies saw their five-game winning streak snapped. Kansas finished its season with a 12-1 record.

It certainly was not the best of evenings for the Hokies. Tech turned the ball over three times and those three turnovers led to 17 Kansas points. The Hokies also had a field goal blocked, allowed a first down on a fake punt that ultimately led to a score, and gave up five sacks.

"The game just didn't fit right," Tech head coach Frank Beamer said. "About the time you have it going, something else happens ... It was just one of those games that didn't fit. They made a few

plays and we made a few — and missed a lot.

"We turned a guy loose on a punt and they get a first down. We get a field goal blocked. It was just not very good stuff by Virginia Tech. It was not very good execution."

Yet despite all that and falling behind 17-0, the Hokies rallied to cut the lead to 17-14 early in the third quarter on an 84-yard punt return by Justin Harper. After forcing the Jayhawks to punt on their ensuing possession, Tech then drove the field and had a chance to tie the game.

But Kansas' Joe Mortenson made a huge play in the game. He knifed in and blocked a 25-yard field-goal attempt by Tech's Jud Dunlevy, and that play switched the momentum.

"I wanted to go for a first down there and then they [the officials] measured it and it was going to be a long 1," Beamer said. "But we had the momentum, and I thought, 'Let's get it tied up and

take it from there.' Daggone if we didn't get it blocked."

Things then went totally awry early in the fourth quarter. Tech quarterback Sean Glennon threw into coverage, with the Hokies deep in their own territory, and Kansas' Justin Thornton came up with the interception. Thornton returned the ball to the Tech 1, and on the next play, quarterback Todd Reesing scored on a 2-yard run that gave the Jayhawks a 24-14 lead with less than 11 minutes to play.

Tech cut the lead to 24-21 on a 20-yard touchdown pass from Glennon to Harper with three minutes remaining. But an onside kick failed, and then, Tech's defense couldn't get off the field. Kansas drove to the Tech 1 before Reesing took a knee to run off the final seconds.

Glennon completed 13-of-28 passes for 160 yards and the one touchdown, but had two interceptions. Tyrod Taylor also threw an interception — one that was returned 60 yards for a touchdown by Kansas' Aqib Talib in the first quarter.

"You can't expect to win a BCS game if you don't win the turnover battle," Glennon said. "We gave away a few. We put our defense in a bind because we were giving up a lot of field position. As the leader, I take a lot of responsibility for that because, as an offense, we have to put more points on the board. We didn't do that today."

Branden Ore, who was suspended for the first quarter of the game after being tardy to a bowl practice in Blacksburg before Christmas, paced Tech's attack with 116 yards and a touchdown. The performance marked just the second time this season he's topped the 100-yard mark.

Kansas got a nice game from Reesing, its sophomore quarterback. He completed 20-of-37 for 227 yards, with a touchdown and an interception. He also rushed for a touchdown. As an offense, Kansas finished with 344 total yards.

The game marked the end of the careers of 20 Tech seniors, who left as the winningest class in school history. They finished their careers with a 42-11 overall record.



Justin Harper accounted for two scores against Kansas.

Dolphin Stadium • Miami Gardens, Fla. Jan. 3, 2008 • Attendance: 74,111

Kansas	7	10	0	7	—	24
Virginia Tech	0	7	7	7	—	21

- KU (5:15 re 1st) - Talib 60 interception return (Webb kick)
- KU (12:00 re 2nd) - FG Webb 32
- KU (7:03 re 2nd) - Henry 13 pass from Reesing (Webb kick)
- VT (1:24 re 2nd) - Ore 1 run (Dunlevy kick)
- VT (11:35 re 3rd) - Harper 84 punt return (Dunlevy kick)
- KU (10:57 re 4th) - Reesing 2 run (Webb kick)
- VT (3:00 re 4th) - Harper 20 pass from Glennon (Dunlevy kick)

Team Stats	KU	VT
First downs	19	20
Rushing yds.	36-95	42-135
Passing yds.	249	171
Return yds.	64	222
Passes	21-38-1	14-31-3
Punts-avg.	5-50.0	5-38.6
Fumbles-lost	1-0	0-0
Penalties-yds.	5-70	4-27
Time of poss.	30:17	29:43
Sacks by	5-32	4-24

Individual Leaders

Rushing — KU, McAnderson 15-75, Sharpe 9-33, Team 1-(-1), Reesing 10-(-6), Talib 1-(-6); VT, Ore 23-116, K. Lewis 4-22, Morgan 1-3, Royal 1-1, Cheeseman 1-1, Taylor 5-(-2), Glennon 7-(-6).

Passing — KU, Reesing, 20-37-1-227, McAnderson, 1-1-0-22; VT, Glennon, 13-28-2-160, Taylor 1-3-1-11.

Receiving — KU, Fields 7-101, Sharp 4-30, Meier 2-24, Briscoe 2-20, Henry 2-20, Fine 2-14, Brown 1-22, McAnderson 1-18; VT, Harper 4-64, Morgan 3-30, Boone 2-44, Royal, 1-11, Ore 1-9, K. Lewis 1-7, Hyman 1-4, Weatherford 1-2.

2007 SUPERLATIVES

TECH INDIVIDUAL GAME HIGHS

Rushes	31	Branden Ore at Virginia (Nov 24, 2007)
Yards Rushing	147	Branden Ore at Virginia (Nov 24, 2007)
TD Rushes	2	Kenny Lewis vs Ohio (Sep 15, 2007) Branden Ore vs Miami (Nov 17, 2007) Tyrod Taylor at Virginia (Nov 24, 2007)
Long Rush	70	Jahre Cheeseman at Georgia Tech (Nov 01, 2007)
Pass attempts	33	Sean Glennon vs East Carolina (Sep 01, 2007)
Pass completions	22	Sean Glennon vs East Carolina (Sep 01, 2007) Sean Glennon at Georgia Tech (Nov 01, 2007)
Yards Passing	296	Sean Glennon at Georgia Tech (Nov 01, 2007)
TD Passes	3	Sean Glennon vs Boston College (Dec 01, 2007)
Long Pass	71	Sean Glennon at Georgia Tech (Nov 01, 2007)
Receptions	8	Josh Morgan vs Boston College (Dec 01, 2007)
Yards Receiving	167	Justin Harper vs Florida State (Nov 10, 2007)
TD Receptions	2	Josh Morgan at Duke (Oct 13, 2007)
Long Reception	71	Josh Morgan at Georgia Tech (Nov 01, 2007)
Field Goals	4	Jud Dunlevy at Virginia (Nov 24, 2007)
Long Field Goal	52	Jud Dunlevy vs North Carolina (Sep 29, 2007)
Punts	8	Brent Bowden at LSU (Sep 08, 2007) Brent Bowden vs William & Mary (Sep 22, 2007) Brent Bowden at Clemson (Oct 06, 2007) Brent Bowden vs Boston College (Oct 25, 2007) Brent Bowden at Virginia (Nov 24, 2007)
Punting Avg	48.2	Brent Bowden at Virginia (Nov 24, 2007)
Long Punt	59	Brent Bowden vs North Carolina (Sep 29, 2007)
Long Punt Return	84	Justin Harper vs Kansas (Jan 03, 2008)
Long Kickoff Return	100	Victor Harris at Clemson (Oct 06, 2007)
Tackles	15	Xavier Adibi vs North Carolina (Sep 29, 2007)
Sacks	3.0	Cam Martin vs North Carolina (Sep 29, 2007)
Tackles For Loss	4.5	Barry Booker at Virginia (Nov 24, 2007)
Interceptions	2	Purnell Sturdivant vs William & Mary (Sep 22, 2007) Victor Harris at Georgia Tech (Nov 01, 2007)

TECH TEAM GAME HIGHS

Rushes	54	vs Florida State (Nov 10, 2007)
Yards Rushing	188	vs Florida State (Nov 10, 2007)
Yards Per Rush	4.6	vs North Carolina (Sep 29, 2007)
TD Rushes	4	vs Ohio (Sep 15, 2007) vs Miami (Nov 17, 2007)
Pass attempts	33	vs East Carolina (Sep 01, 2007) vs Ohio (Sep 15, 2007) at Georgia Tech (Nov 01, 2007) vs Boston College (Dec 01, 2007)
Pass completions	22	vs East Carolina (Sep 01, 2007) at Georgia Tech (Nov 01, 2007)
Yards Passing	346	at Duke (Oct 13, 2007)
Yards Per Pass	11.5	at Duke (Oct 13, 2007)
TD Passes	3	at Duke (Oct 13, 2007) vs Boston College (Dec 01, 2007)
Total Plays	79	at Georgia Tech (Nov 01, 2007)
Total Offense	481	at Georgia Tech (Nov 01, 2007)
Yards Per Play	6.5	at Duke (Oct 13, 2007)
Points	44	vs William & Mary (Sep 22, 2007) vs Miami (Nov 17, 2007)
Sacks By	6	vs North Carolina (Sep 29, 2007) at Virginia (Nov 24, 2007)
First Downs	24	vs Ohio (Sep 15, 2007)
Penalties	11	vs William & Mary (Sep 22, 2007)
Penalty Yards	95	vs William & Mary (Sep 22, 2007) at Duke (Oct 13, 2007)
Turnovers	3	vs East Carolina (Sep 01, 2007) vs Kansas (Jan 03, 2008)
Interceptions By	5	at Georgia Tech (Nov 01, 2007)

OPPONENT INDIVIDUAL GAME HIGHS

Rushes	22	Kalvin McRae vs Ohio (Sep 15, 2007)
Yards Rushing	126	Keiland Williams at LSU (Sep 08, 2007)
TD Rushes	2	Keiland Williams at LSU (Sep 08, 2007) Jameel Sewell at Virginia (Nov 24, 2007)
Long Rush	67	Keiland Williams at LSU (Sep 08, 2007)
Pass attempts	66	Cullen Harper at Clemson (Oct 06, 2007)
Pass completions	38	Cullen Harper at Clemson (Oct 06, 2007)
Yards Passing	372	Cullen Harper at Clemson (Oct 06, 2007)
TD Passes	2	Ryan Perrilloux at LSU (Sep 08, 2007) Cullen Harper at Clemson (Oct 06, 2007) Matt Ryan vs Boston College (Oct 25, 2007)
Long Pass	56	Matt Flynn at LSU (Sep 08, 2007)
Receptions	13	Andre Callender vs Boston College (Dec 01, 2007)
Yards Receiving	174	Aaron Kelly at Clemson (Oct 06, 2007)
TD Receptions	1	Early Doucet at LSU (Sep 08, 2007) Terrance Toliver at LSU (Sep 08, 2007) Tyler Grisham at Clemson (Oct 06, 2007) Aaron Kelly at Clemson (Oct 06, 2007) Brandon King at Duke (Oct 13, 2007) Rich Gunnell vs Boston College (Oct 25, 2007) Andre Callender vs Boston College (Oct 25, 2007) De' Cody Fagg vs Florida State (Nov 10, 2007) Leonard Hankerson vs Miami (Nov 17, 2007) Marcus Henry vs Kansas (Jan 03, 2008)
Long Reception	56	Brandon LaFell at LSU (Sep 08, 2007)
Field Goals	3	Gary Cismesia vs Florida State (Nov 10, 2007)
Long Field Goal	50	Gary Cismesia vs Florida State (Nov 10, 2007)
Punts	13	Matt Schulte vs Ohio (Sep 15, 2007)
Punting Avg	51.7	Matt Boshier vs Miami (Nov 17, 2007)
Long Punt	75	Matt Boshier vs Miami (Nov 17, 2007)
Long Punt Return	38	C.J. Spiller at Clemson (Oct 06, 2007)
Long Kickoff Return	34	Darnell Jenkins vs Miami (Nov 17, 2007)
Tackles	14	Quentin Cotton vs East Carolina (Sep 01, 2007)
Sacks	3.0	Clint Sintim at Virginia (Nov 24, 2007)
Tackles For Loss	3.5	Dekoda Watson vs Florida State (Nov 10, 2007)
Interceptions	1	Pierre Bell vs East Carolina (Sep 01, 2007) Craig Steltz at LSU (Sep 08, 2007) Deunta Williams vs North Carolina (Sep 29, 2007) Michael Tauiliili at Duke (Oct 13, 2007) Dekoda Watson vs Florida State (Nov 10, 2007) Chris Cook at Virginia (Nov 24, 2007) Jamie Silva vs Boston College (Dec 01, 2007) Aqib Talib vs Kansas (Jan 03, 2008) Chris Harris vs Kansas (Jan 03, 2008) Justin Thornton vs Kansas (Jan 03, 2008)

OPPONENT TEAM GAME HIGHS

Rushes	45	vs North Carolina (Sep 29, 2007)
Yards Rushing	297	at LSU (Sep 08, 2007)
Yards Per Rush	7.2	at LSU (Sep 08, 2007)
TD Rushes	4	at LSU (Sep 08, 2007)
Pass attempts	67	at Clemson (Oct 06, 2007)
Pass completions	38	at Clemson (Oct 06, 2007)
Yards Passing	372	at Clemson (Oct 06, 2007)
Yards Per Pass	9.4	at LSU (Sep 08, 2007)
TD Passes	2	at LSU (Sep 08, 2007) at Clemson (Oct 06, 2007) vs Boston College (Oct 25, 2007)
Total Plays	90	at Clemson (Oct 06, 2007)
Total Offense	598	at LSU (Sep 08, 2007)
Yards Per Play	8.2	at LSU (Sep 08, 2007)
Points	48	at LSU (Sep 08, 2007)
Sacks By	6	at Georgia Tech (Nov 01, 2007) at Virginia (Nov 24, 2007)
First Downs	28	at LSU (Sep 08, 2007)
Penalties	12	vs East Carolina (Sep 01, 2007)
Penalty Yards	83	vs Boston College (Oct 25, 2007)
Turnovers	6	at Georgia Tech (Nov 01, 2007)
Interceptions By	3	vs Kansas (Jan 03, 2008)

2007 STATISTICS

RECORD:	OVERALL	HOME	AWAY	NEUTRAL
ALL GAMES	11-3-0	6-1-0	4-1-0	1-1-0
CONFERENCE	7-1-0	3-1-0	4-0-0	0-0-0
NON-CONFERENCE	4-2-0	3-0-0	0-1-0	1-1-0

Date	Opponent	Score	Attend
Sep 01, 2007	EAST CAROLINA	W 17-7	66233
Sep 08, 2007	at #2 LSU	L 7-48	92739
Sep 15, 2007	OHIO	W 28-7	66233
Sep 22, 2007	WILLIAM & MARY	W 44-3	66233
* Sep 29, 2007	NORTH CAROLINA	W 17-10	66233
* Oct 06, 2007	at #22 Clemson	W 41-23	82000
* Oct 13, 2007	at Duke	W 43-14	23691
* Oct 25, 2007	#2 BOSTON COLLEGE	L 10-14	66233
* Nov 01, 2007	at Georgia Tech	W 27-3	52202
* Nov 10, 2007	FLORIDA STATE	W 40-21	66233
* Nov 17, 2007	MIAMI	W 44-14	66233
* Nov 24, 2007	at #16 Virginia	W 33-21	61711
# Dec 01, 2007	vs #12 Boston College	W 30-16	53212
† Jan. 3, 2008	vs. Kansas	L 21-24	74111

* - ACC Game # - ACC Championship Game † - FedEx Orange Bowl

SCORE BY QUARTERS	1st	2nd	3rd	4th	Total
Virginia Tech	103	131	69	99	402
Opponents	51	71	39	64	225

RUSHING	GP	Att	Gain	Loss	Net	Avg	TD	Long	Avg/G
Branden Ore	14	267	1056	64	992	3.7	9	34	70.9
Tyrod Taylor	11	102	576	147	429	4.2	6	52	39.0
Kenny Lewis	14	57	231	26	205	3.6	4	44	14.6
Jahre Cheeseman	14	21	136	3	133	6.3	1	70	9.5
Eddie Royal	13	8	116	4	112	14.0	0	53	8.6
Dustin Pickle	14	11	64	17	47	4.3	0	28	3.4
Josh Morgan	14	4	15	4	11	2.8	0	7	0.8
Cory Holt	2	5	19	9	10	2.0	0	8	5.0
Josh Hyman	14	2	6	2	4	2.0	0	6	0.3
Carlton Weatherford	14	5	4	0	4	0.8	1	3	0.3
Kenny Jefferson	8	1	0	1	-1	-1.0	0	0	-0.1
Sean Glennon	13	66	125	168	-43	-0.7	1	12	-3.3
TEAM	10	11	0	32	-32	-2.9	0	0	-3.2
Total	14	560	2348	477	1871	3.3	22	70	133.6
Opponents	14	442	1666	453	1213	2.7	14	67	86.6

PASSING	GP	Effic	Cmp-Att-Int	Pct	Yards	TD	Long	Avg/G
Sean Glennon	13	137.64	143-235-5	60.9	1796	12	71	138.2
Tyrod Taylor	11	119.68	72-134-3	53.7	927	5	59	84.3
Cory Holt	2	68.17	4-7-1	57.1	33	0	22	16.5
Eddie Royal	13	-100.00	0-2-1	0.0	0	0	0	0.0
TEAM	10	0.00	0-1-0	0.0	0	0	0	0.0
Total	14	128.39	219-379-10	57.8	2756	17	71	196.9
Opponents	14	99.09	277-518-22	53.5	2944	10	56	210.3

TEAM STATISTICS	VT	OPP
SCORING	402	225
Points Per Game	28.7	16.1
FIRST DOWNS	238	226
Rushing	98	66
Passing	126	138
Penalty	14	22
RUSHING YARDAGE	1871	1213
Yards gained rushing	2348	1666
Yards lost rushing	477	453
Rushing Attempts	560	442
Average Per Rush	3.3	2.7
Average Per Game	133.6	86.6
TDs Rushing	22	14
PASSING YARDAGE	2756	2944
Att-Comp-Int	379-219-10	518-277-22
Average Per Pass	7.3	5.7
Average Per Catch	12.6	10.6
Average Per Game	196.9	210.3
TDs Passing	17	10
TOTAL OFFENSE	4627	4157
Total Plays	939	960
Average Per Play	4.9	4.3
Average Per Game	330.5	296.9
KICK RETURNS: #-Yards	45-868	63-1175
PUNT RETURNS: #-Yards	42-659	27-209
INT RETURNS: #-Yards	22-338	10-211
KICK RETURN AVERAGE	19.3	18.7
PUNT RETURN AVERAGE	15.7	7.7
INT RETURN AVERAGE	15.4	21.1
FUMBLES-LOST	23-10	22-9
PENALTIES-Yards	92-779	87-687
Average Per Game	55.6	49.1
PUNTS-Yards	89-3763	104-4339
Average Per Punt	42.3	41.7
Net punt average	37.0	34.0
TIME OF POSSESSION/Game	29:48	30:12
3RD-DOWN Conversions	77/213	65/223
3rd-Down Pct	36%	29%
4TH-DOWN Conversions	5/9	10/25
4th-Down Pct	56%	40%
SACKS BY-Yards	47-308	54-297
MISC YARDS	20	51
TOUCHDOWNS SCORED	48	27
FIELD GOALS-ATTEMPTS	21-26	12-15
ON-SIDE KICKS	1-2	1-3
RED-ZONE SCORES	42-46 91%	28-39 72%
RED-ZONE TOUCHDOWNS	28-46 61%	19-39 49%
PAT-ATTEMPTS	45-47 96%	23-24 96%
ATTENDANCE	463631	312343
Games/Avg Per Game	7/66233	5/62469
Neutral Site Games		2/63662

DEFENSIVE LEADERS	GP	Solo	Ast	Total	TFL/Yds	-Sacks-	Int-Yds	BU	PD	-Fumbles-	Blkd
						No-Yards				Rcv-Yds	FF
Xavier Adibi	14-14	55	60	115	12.0-23	3.0-4	2-71	5	7	1	.
Vince Hall	10-10	37	63	100	6.5-28	3.5-23	1-6	4	4	.	.
Brandon Flowers	14-14	56	30	86	8.0-24	.	5-93	9	3	1-0	.
Kam Chancellor	14-14	42	37	79	1.0-6	0.5-6	1-23	7	3	1-0	1
Cam Martin	14-13	40	38	78	8.0-54	4.5-37	1-9	6	3	1-16	2
DJ Parker	14-14	31	28	59	1.5-1	.	3-32	7	.	.	.
Orion Martin	14-14	30	28	58	10.5-58	6.5-43	.	5	15	.	3
Chris Ellis	14-14	25	28	53	9.0-51	8.5-49	1-5	5	38	3-0	1
Barry Booker	14-14	22	24	46	10.5-39	4.0-29	.	1	24	.	2
Brett Warren	14-4	23	20	43	5.5-36	3.5-29	1-24	1	7	1-0	.
Carlton Powell	14-13	11	28	39	7.0-28	3.5-22	.	.	13	.	.
Victor Harris	14-14	22	14	36	1.0-6	.	5-61	11	.	.	.
Cody Grimm	14-1	16	11	27	.	.	.	1	.	.	.
Nekos Brown	14-0	11	11	22	4.5-23	3.0-19	.	.	8	.	.
Stephan Virgil	14-0	7	11	18	1.0-6	1.0-6	.	2	.	.	1
Dorian Porch	14-0	8	9	17	0.5-1	2-0	.
Jason Worilds	13-0	9	8	17	4.5-26	2.5-16	.	.	15	.	.
Zach Luccett	14-0	8	7	15
Purnell Sturdivant	14-0	6	6	12	2.5-16	2.0-16	2-14	.	2	.	.
John Graves	14-0	6	5	11	2.5-4	.	.	1	11	.	.
Davon Morgan	14-0	5	6	11	.	.	.	1	.	.	1
Jahre Cheeseman	14-0	6	3	9	1	.
Jonas Housewright	13-0	4	5	9
Kory Robertson	14-1	3	6	9	10	.	.
Dustin Pickle	14-0	2	6	8
Rashad Carmichael	14-0	5	3	8	1.0-3	.	.	1	.	.	.
Matt Reidy	14-0	2	4	6
Andre Smith	13-1	3	1	4
Greg Boone	14-7	2	2	4
Cordarrow Thompson	9-0	1	3	4	1.5-10	1.0-9	.	.	4	.	.
Daryl Robertson	2-0	.	3	3	0.5-1
Demetrius Taylor	9-0	.	3	3
Bart McMillin	13-0	1	2	3
Josh Hyman	14-3	3	.	3
Brandon Dillard	13-0	2	1	3
Jared Develli	8-0	1	2	3
Kenny Jefferson	8-0	1	1	2
Steven Friday	3-0	1	1	2	3	.	.
Duane Brown	14-14	1	1	2	2
Kenny Younger	14-0	1	.	1
Matt Finnegan	13-0	1	.	1
Billy Gorham	11-0	.	1	1
Jud Dunlevy	14-0	.	1	1
Eddie Royal	13-11	1	.	1
Sam Wheeler	9-9	1	.	1
Jacob Gardner	1-0	.	1	1
Brent Bowden	14-0	1	.	1
Tyrod Taylor	11-5	1	.	1
Mario Edwards	4-0	.	1	1
Corey Gordon	9-0	1	.	1
Nick Marshman	14-14	1	.	1
TM TEAM	10-0	1
Total	14-0	516	523	1039	99-444	47-308	22-338	67	170	9-16	11
Opponents	14-0	564	474	1038	115.0-458	54-297	10-211	35	43	10-54	12

RECEIVING	GP	No.	Yards	Avg	TD	Long	Avg/G
Josh Morgan	14	46	552	12.0	5	71	39.4
Justin Harper	14	41	635	15.5	5	48	45.4
Eddie Royal	13	33	496	15.0	4	56	38.2
Josh Hyman	14	26	343	13.2	1	41	24.5
Branden Ore	14	20	149	7.4	1	34	10.6
Sam Wheeler	9	15	211	14.1	1	38	23.4
Greg Boone	14	11	167	15.2	0	37	11.9
Carlton Weatherford	14	7	28	4.0	0	10	2.0
Andre Smith	13	6	87	14.5	0	22	6.7
Kenny Lewis	14	5	27	5.4	0	12	1.9
Ike Whitaker	7	3	17	5.7	0	9	2.4
Chris Drager	4	2	23	11.5	0	14	5.8
Zach Lockett	14	2	18	9.0	0	9	1.3
Kenny Jefferson	8	1	2	2.0	0	2	0.2
Devin Perez	14	1	1	1.0	0	1	0.1
Total	14	219	2756	12.6	17	71	196.9
Opponents	14	277	2944	10.6	10	56	210.3

PUNT RETURNS	No.	Yards	Avg	TD	Long
Eddie Royal	31	455	14.7	2	82
Victor Harris	5	37	7.4	0	13
Justin Harper	2	127	63.5	1	84
Stephan Virgil	1	18	18.0	0	0
TEAM	1	-2	-2.0	0	0
Josh Morgan	1	12	12.0	0	12
Davon Morgan	1	12	12.0	0	0
Total	42	659	15.7	3	84
Opponents	27	209	7.7	0	38

INTERCEPTIONS	No.	Yards	Avg	TD	Long
Victor Harris	5	61	12.2	1	44
Brandon Flowers	5	93	18.6	1	49
DJ Parker	3	32	10.7	1	32
Xavier Adibi	2	71	35.5	1	40
Purnell Sturdivant	2	14	7.0	0	14
Vince Hall	1	6	6.0	0	6
Brett Warren	1	24	24.0	0	24
Kam Chancellor	1	23	23.0	0	23
Chris Ellis	1	5	5.0	1	5
Cam Martin	1	9	9.0	0	9
Total	22	338	15.4	5	49
Opponents	10	211	21.1	2	60

KICK RETURNS	No.	Yards	Avg	TD	Long
Josh Morgan	16	276	17.2	0	34
Eddie Royal	14	316	22.6	0	59
Victor Harris	6	208	34.7	1	100
Devin Perez	4	25	6.2	0	9
Billy Gorham	3	12	4.0	0	6
Brandon Dillard	1	23	23.0	0	23
Branden Ore	1	8	8.0	0	8
Total	45	868	19.3	1	100
Opponents	63	1175	18.7	0	34

FUMBLE RETURNS	No.	Yards	Avg	TD	Long
Cam Martin	1	16	16.0	0	16
Total	1	16	16.0	0	16
Opponents	2	54	27.0	1	51

SCORING	TD	FGs	PATs						Saf	Points
			Kick	Rush	Rcv	Pass	DXP			
Jud Dunlevy	0	21-26	45-47	0-0	0	0-0	0	0	108	
Branden Ore	10	0-0	0-0	0-0	0	0-0	0	0	60	
Eddie Royal	6	0-0	0-0	0-0	0	0-0	0	0	36	
Tyrod Taylor	6	0-0	0-0	0-0	0	1-1	0	0	36	
Justin Harper	6	0-0	0-0	0-0	0	0-0	0	0	36	
Josh Morgan	5	0-0	0-0	0-0	0	0-0	0	0	30	
Kenny Lewis	4	0-0	0-0	0-0	0	0-0	0	0	24	
Victor Harris	2	0-0	0-0	0-0	0	0-0	0	0	12	
Brandon Flowers	1	0-0	0-0	0-0	0	0-0	1	0	8	
Chris Ellis	1	0-0	0-0	0-0	0	0-0	0	0	6	
Sam Wheeler	1	0-0	0-0	0-0	0	0-0	0	0	6	
Xavier Adibi	1	0-0	0-0	0-0	0	0-0	0	0	6	
DJ Parker	1	0-0	0-0	0-0	0	0-0	0	0	6	
Sean Glennon	1	0-0	0-0	0-0	0	0-0	0	0	6	
Carlton Weatherford	1	0-0	0-0	0-0	0	0-0	0	0	6	
Jahre Cheeseman	1	0-0	0-0	0-0	0	0-0	0	0	6	
Josh Hyman	1	0-0	0-0	0-0	0	0-0	0	0	6	
Zach Lockett	0	0-0	0-0	0-0	1	0-0	0	0	2	
TEAM	0	0-0	0-0	0-0	0	0-0	0	1	2	
Total	48	21-26	45-47	0-0	1	1-1	1	1	402	
Opponents	27	12-15	23-24	0-0	1	1-3	0	1	225	

TOTAL OFFENSE	G	Plays	Rush	Pass	Total	Avg/G
Sean Glennon	13	301	-43	1796	1753	134.8
Tyrod Taylor	11	236	429	927	1356	123.3
Branden Ore	14	267	992	0	992	70.9
Kenny Lewis	14	57	205	0	205	14.6
Jahre Cheeseman	14	21	133	0	133	9.5
Eddie Royal	13	10	112	0	112	8.6
Dustin Pickle	14	11	47	0	47	3.4
Cory Holt	2	12	10	33	43	21.5
Josh Morgan	14	4	11	0	11	0.8
Josh Hyman	14	2	4	0	4	0.3
Carlton Weatherford	14	5	4	0	4	0.3
Kenny Jefferson	8	1	-1	0	-1	-0.1
TEAM	10	12	-32	0	-32	-3.2
Total	14	939	1871	2756	4627	330.5
Opponents	14	960	1213	2944	4157	296.9

FIELD GOALS	FGM-FGA	Pct	01-19	20-29	30-39	40-49	50-99	Lg	Blk
Jud Dunlevy	21-26	80.8	0-0	10-11	4-4	6-9	1-2	52	1

FG SEQUENCE	Virginia Tech	OPPONENTS
East Carolina	(25)	-
LSU	-	(30),(28)
Ohio	-	-
William & Mary	(25),(27),(38)	(22),33
North Carolina	(52)	(32)
Clemson	(32),(47)	(33),(30)
Duke	(42),(44),42,(29)	-
Boston College	(44)	-
Georgia Tech	(28),41,(28)	(24)
Florida State	52,(22)	(41),(39),(50)
Miami	(40),(44),(37)	-
Virginia	(20),(37),(29),(26)	-
Boston College	-	36,(37)
Kansas	48,25	44,(32)

Numbers in (parentheses) indicate field goal was made.

PUNTING	No.	Yards	Avg	Long	TB	FC	I20	50+	Blkd
Brent Bowden	88	3742	42.5	59	13	20	28	0	
Jud Dunlevy	1	21	21.0	21	0	0	1	0	
Total	89	3763	42.3	59	13	20	29	0	
Opponents	104	4339	41.7	75	7	21	29	2	

KICKOFFS	No.	Yards	Avg	TB	OB	Retn	Net	YdLn
Jud Dunlevy	43	2742	63.8	7	0			
Jared Develli	38	2491	65.6	12	0			
Brent Bowden	1	48	48.0	0	0			
Total	82	5281	64.4	19	0	1175	45.4	24
Opponents	51	2881	56.5	3	3	868	38.3	31

ALL-PURPOSE	GP	Rush	Rcv	PR	KR	IR	Total	Avg/G
Eddie Royal	13	112	496	455	316	0	1379	106.1
Branden Ore	14	992	149	0	8	0	1149	82.1
Josh Morgan	14	11	552	12	276	0	851	60.8
Justin Harper	14	0	635	127	0	0	762	54.4
Tyrod Taylor	11	429	0	0	0	0	429	39.0
Josh Hyman	14	4	343	0	0	0	347	24.8
Victor Harris	14	0	0	37	208	61	306	21.9
Kenny Lewis	14	205	27	0	0	0	232	16.6
Sam Wheeler	9	0	211	0	0	0	211	23.4
Greg Boone	14	0	167	0	0	0	167	11.9
Jahre Cheeseman	14	133	0	0	0	0	133	9.5
Brandon Flowers	14	0	0	0	0	93	93	6.6
Andre Smith	13	0	87	0	0	0	87	6.7
Xavier Adibi	14	0	0	0	0	71	71	5.1
Dustin Pickle	14	47	0	0	0	0	47	3.4
DJ Parker	14	0	0	0	0	32	32	2.3
Carlton Weatherford	14	4	28	0	0	0	32	2.3
Devin Perez	14	0	1	0	25	0	26	1.9
Brett Warren	14	0	0	0	0	24	24	1.7
Chris Drager	4	0	23	0	0	0	23	5.8
Brandon Dillard	13	0	0	0	23	0	23	1.8
Kam Chancellor	14	0	0	0	0	23	23	1.6
Zach Lockett	14	0	18	0	0	0	18	1.3
Stephan Virgil	14	0	0	18	0	0	18	1.3
Ike Whitaker	7	0	17	0	0	0	17	2.4
Purnell Sturdivant	14	0	0	0	0	14	14	1.0
Billy Gorham	11	0	0	0	12	0	12	1.1
Davon Morgan	14	0	0	12	0	0	12	0.9
Cory Holt	2	10	0	0	0	0	10	5.0
Cam Martin	14	0	0	0	0	9	9	0.6
Vince Hall	10	0	0	0	0	6	6	0.6
Chris Ellis	14	0	0	0	0	5	5	0.4
Kenny Jefferson	8	-1	2	0	0	0	1	0.1
Sean Glennon	13	-43	0	0	0	0	-43	-3.3
TEAM	10	-32	0	-2	0	0	-34	-3.4
Total	14	1871	2756	659	868	338	6492	463.7
Opponents	14	1213	2944	209	1175	211	5752	410.9

2007 GAME-BY-GAME

2007 REVIEW • GAME 1 • EAST CAROLINA

Hokies Earn 17-7 Win Over ECU in Emotional Return to Field

BLACKSBURG — In an emotional opening game that followed a moving tribute to the victims of the on-campus tragedy of April 16, Virginia Tech did just enough to get by a determined East Carolina team that pushed the No. 9 Hokies to their limit before falling 17-7.

The game belonged to the defenses. East Carolina forced a fumble late in the first quarter and mounted a nine-play, 52-yard drive to take a 7-3 lead early in the second period. But just before the half, Tech's defense turned the tide with a big play of its own.

After a Brent Bowden punt pinned the Pirates down on their own 2-yard line, ECU quarterback Brett Clay made a costly mistake. After a rushing play failed to pick up yardage, Clay attempted a pass into coverage that was picked off by Tech cornerback Victor Harris at the 17 and returned for a touchdown.

Tech's defense made the 10-7 lead hold up until quarterback Sean Glennon was able to find tight end Sam Wheeler open for a 21-yard touchdown pass that extended the margin to 17-7 with 13:07 remaining in the game.

Tech's 17 points were the fewest in an opening game played in Blacksburg since 1995, when the Hokies dropped a 20-14 opening-game decision to Boston College.

The Tech was forced to rely on its passing attack, while being held to just 33 yards on the ground. Glennon responded by hitting 22 of 33 attempts for 245 yards. Seven of those completions went to Wheeler.

ECU managed 148 yards on the ground and 261 overall, but ran just seven plays in Tech territory during the second half.



This touchdown catch by Sam Wheeler early in the fourth quarter sealed a win for the Hokies in the closely contested season opener.

Hokies-Pirates Game Notes

- Tight end Sam Wheeler had a career day, posting personal-bests for receptions (7) and receiving yards (81). His seven catches were the most for a Tech tight end since 1987 when Steve Johnson had seven against South Carolina. The 81 yards, meanwhile, were the most for a Hokie tight end since Keith Willis picked up 113 yards at Syracuse in 2002.
- The 33 yards rushing by the Hokies tied for the sixth-lowest total under Coach Frank Beamer, and the fewest ever in a win under Beamer. The Hokies had just 33 yards on the ground two other times under Beamer — Clemson, 1987 and Boston College 2006.
- Victor Harris' 17-yard interception return for a TD against the Pirates was the second career TD return for the Tech corner. Harris posted a 72-yard interception return for a score against Cincinnati in 2006.
- With 63 yards on punt returns against ECU, Eddie Royal became Tech's all-time leader in that category with 904 yards.
- Cam and Orion Martin started against ECU, becoming the first set of brothers to start together in a game for Virginia Tech since Jonathan and Kevin Lewis (both DTs) in 2003.

Lane Stadium/Worsham Field • Blacksburg, Va. Sept. 1, 2007 • Attendance: 66,233

East Carolina	0	7	0	0	—	7
Virginia Tech	3	7	0	7	—	17

VT (4:26 re 1st) - FG Dunlevy 25
 ECU (14:23 re 2nd) - Johnson 2 run (Hartman kick)
 VT (3:07 re 2nd) - Harris 17 interception return (Dunlevy kick)
 VT (13:07 re 4th) - Wheeler 21 pass from Glennon (Dunlevy kick)

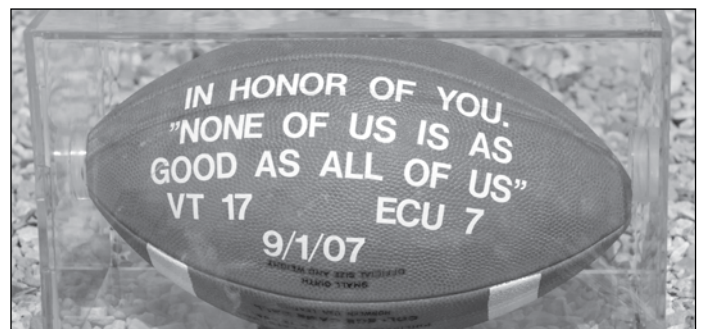
Team Stats	ECU	VT
First downs	12	16
Rushes-yds.	35-142	31-33
Passing yds.	119	245
Return yds.	8	80
Passes	16-31-1	22-33-1
Punts-avg.	9-44.0	6-42.3
Fumbles-lost	0-0	2-2
Penalties-yds.	12-69	4-42
Time of poss.	31:33	28:27
Sacks by	4-19	0-0

10-29, Harris 4-16, Clay 1-3, Simmons 1-(-4); VT, Ore 23-70, Cheeseman 1-(-3), K. Lewis 3-(-15), Glennon 4-(-19).

Passing — ECU, Pinkney 14-25-0-115, Clay 2-6-1-4; VT, Glennon 22-33-1-245.

Receiving — ECU, Henry 4-30, Bryant 4-20, Rogers 3-17, Lindsay 2-17, Lee 1-17, Crowell 1-15, Sonnhalter 1-3; VT, Wheeler 7-81, Harper 5-64, Morgan 4-40, Hyman 2-43, Royal 2-16, Weatherford 1-2, Ore 1-(-1).

Individual Leaders
Rushing — ECU, Lindsay 10-50, Pinkney 9-48, Johnson



The Hokies' win was dedicated to the victims of the April 16 tragedy, and a game ball was placed at the memorial site on campus.

Virginia Tech Suffers Big Non-Conference Loss on the Bayou


BATON ROUGE, La. — The No. 2-ranked Louisiana State University Tigers handed ninth-rated Virginia Tech its worst loss in Coach Frank Beamer's 20-plus seasons at the helm before a record crowd of 92,739 at Tiger Stadium.

LSU amassed nearly 600 yards of offense on the way to the 48-7 victory.

The Tigers took control early, driving 87 and 85 yards for touchdowns on their first two possessions of the game.

LSU led 27-0 before Tech scored its only touchdown late in the third quarter. True freshman quarterback Tyrod Taylor, who entered the game for Tech midway through the second quarter, engineered a 65-yard drive that he capped with a 1-yard touchdown run.

LSU showed a balanced attack in piling up 598 yards and 28 first downs. Tech was held to just 149 total yards, the fourth lowest total under Beamer.



Jason Worlds and the Tech defense stopped LSU's Early Doucet on this play, but the Tigers wound up totaling 598 yards of offense.



Tyrod Taylor made his collegiate debut in the second quarter, and eventually scored on a 1-yard touchdown run in the third.

Hokies-Tigers Game Notes

- The 92,739 fans at the game were the most a Tech team had ever played in front of, topping the 91,655 fans that attended Tech's 2004 game against No. 1 Southern California at FedEx Field in Landover, Md.
- LSU posted the biggest winning margin against the Hokies since Vanderbilt handed Tech a 45-0 loss in 1982.
- Tyrod Taylor's rushing touchdown was the first for a true freshman quarterback during the Frank Beamer era.
- The 297 yards rushing allowed by the Tech defense were the sixth-most under Beamer while the 598 yards of total offense allowed were the fifth-most under Beamer.
- Eddie Royal's 137 yards on kickoff returns were the fourth-most under Beamer in a single game.

Tiger Stadium • Baton Rouge, La. Sept. 8, 2007 • Attendance: 92,739

Virginia Tech	0	0	7	0	—	7
LSU	14	10	10	14	—	48

LSU (10:46 re 1st)	- Hester 3 run (David kick)
LSU (5:54 re 1st)	- Flynn 7 run (David kick)
LSU (14:55 re 2nd)	- FG David 30
LSU (11:55 re 2nd)	- Williams 67 run (David kick)
LSU (8:30 re 3rd)	- FG David 28
VT (4:38 re 3rd)	- Taylor 1 run (Dunlevy kick)
LSU (1:36 re 3rd)	- Doucet 34 pass from Perrilloux (David kick)
LSU (9:29 re 4th)	- Williams 32 run (David kick)
LSU (3:18 re 4th)	- Toliver 28 pass from Perrilloux (David kick)

Team Stats	VT	LSU
First Downs	11	28
Rushes-yds.	28-71	41-297
Passing yds.	78	301
Return yds.	-1	11
Passes	9-29-1	22-32-0
Punts-avg.	8-40.1	3-44.7
Fumbles-lost	1-0	0-0
Penalties-yds.	7-65	7-62
Time of poss.	25:27	34:33
Sacks-by	2-2	3-22

Individual Leaders

Rushing — VT, Taylor 9-44, Ore 14-28, Glennon 2-2, K. Lewis 1-1, Weatherford 1-0, Royal

1(-4); LSU, Williams 7-126, Hester 12-81, Holliday 4-32, Scott 4-24, Perrilloux 4-21, Flynn 7-12, Murphy 2-2, Team 1(-1).

Passing — VT, Taylor 7-18-0-62, Glennon 2-10-1-16; LSU, Flynn 17-27-0-217, Perrilloux 5-5-0-84.

Receiving — VT, Morgan 4-20, Ore 2-24, Drager 1-14, Harper 1-11, Whitaker 1-9; LSU, LaFell 7-125, Doucet 6-75, Byrd 2-22, Williams 2-10, Hester 1-28, Toliver 1-28, Scott 1-11, Holliday 1-3, Mitchell 1(-1).

Tech Shakes Off Slow Start, Bobcats for 28-7 Victory

BLACKSBURG – Virginia Tech scored 21 second-half points to break a 7-7 halftime tie and assure a 28-7 victory over Ohio University that gave head coach Frank Beamer his 200th career victory.

The Hokies' offense, with true freshman quarterback Tyrod Taylor starting for the first time, out-gained the visitors 473 yards to 114, but still appeared sluggish at times. Tech trailed 7-0 until Taylor keyed a 68-yard, game-tying drive midway through the second quarter. The freshman signal caller was 5-for-6 passing on the drive for 49 yards, including a pair of big third-down completions. Sophomore tailback Kenny Lewis, Jr., capped the drive by weaving 13-yards for a touchdown.

Tech finally took the lead on a 6-yard quarterback draw by Taylor at the 7:23 mark of the

third quarter. Starting tailback Branden Ore and Lewis provided some breathing room with fourth-quarter touchdown runs.

Defensively, the Hokies rebounded from their uncharacteristic performance at LSU to hold the Bobcats to just five first downs and 114 total yards. After a fumbled punt at the Tech 26-yard line set up Ohio's second quarter touchdown, the visitors never reached Tech territory again. Led by senior linebackers Vince Hall and Xavier Adibi, Tech held Ohio without a first down in the second half.

Taylor hit 18 of 31 passes for 287 yards in his starting debut, while Ore rushed for 82 yards, and Lewis scored twice. Hall (14) and Adibi (11) combined for 25 tackles and each player had three tackles behind the line.



Tailback Kenny Lewis, Jr., rushes for one of his two touchdowns on the day.



Tech's defense, shown here gang-tackling an Ohio ball carrier, limited the Bobcats to just five first downs and 114 yards of offense.

Hokies-Bobcats Game Notes

- Quarterback Tyrod Taylor became the first true freshman to start at quarterback for the Hokies since Todd Greenwood in 1982. Taylor, defensive tackle Kory Robertson and fullback Carlton Weatherford all made their first collegiate starts in the win over Ohio.
- The five first downs allowed by the Tech defense tied for the fewest allowed under Frank Beamer (Duke, 2005; Virginia, 2006).
- Josh Morgan caught six passes for 119 yards against the Bobcats – all in the first half. It was Morgan's third career 100-yard receiving performance, but his first in a regular season game.
- With the win against Ohio, Tech's Frank Beamer became just the 47th coach in NCAA history (all divisions) to record 200 victories.

Lane Stadium/Worsham Field • Blacksburg, Va.
Sept. 15, 2007 • Attendance: 66,233

Ohio	0	7	0	0	—	7
Virginia Tech	0	7	7	14	—	28

OU (13:06 re 2nd)	- McRae 4 run (Braunstein kick)
VT (5:42 re 2nd)	- K. Lewis 13 run (Dunlevy kick)
VT (3:38 re 3rd)	- Taylor 6 run (Dunlevy kick)
VT (8:49 re 4th)	- Ore 1 run (Dunlevy kick)
VT (6:13 re 4th)	- K. Lewis 44 run (Dunlevy kick)

Team Stats	OU	VT
First Downs	5	24
Rushes-yds.	36-38	40-181
Passing yds.	76	292
Return yds.	-1	13
Passes	10-20-0	20-33-0
Punts-avg.	13-36.8	7-41.3
Fumbles-lost	2-0	3-2
Penalties-yds.	9-48	8-60
Time of poss.	30:59	29:01
Sacks-by	3-32	4-23

Individual Leaders

Rushing — OU, McRae 22-55, Scott 3-6, Price 1-(-3), Abrams

1-(-3), Bower 9-(-17); VT, Ore 18-82, K. Lewis 6-62, Cheeseman 2-17, Pickle 2-13, Taylor 10-8, Weatherford 1-0.

Passing — OU, Bower 9-16-0-70, Scott 1-4-0-6; VT, Taylor 18-31-0-287, Glennon 2-2-0-5.

Receiving — OU, McRae 6-26, Mooney 2-24, Nwokocho 1-21, Fitzgerald 1-5; VT, Morgan 6-119, Royal 3-30, Hyman 2-26, Harper 2-21, Boone 1-32, Ore 1-28, Wheeler 1-16, Luckett 1-9, Smith 1-6, Whitaker 1-3, Jefferson 1-2.

Hokies Jump on Tribe Early, Roll to 44-3 Win

BLACKSBURG – Virginia Tech posted 27 points in the first quarter and played all but six of the 82 players who dressed on its way to a 44-3 victory against William & Mary. It was the first football meeting between the two schools since 1985.

Tech took advantage of William & Mary turnovers and excellent field position to score three touchdowns and a pair of field goals during the first 15 minutes of the game.

Eddie Royal then added a 60-yard punt return for another touchdown just 64 seconds into the second quarter. Despite the

scoring flurry, the Hokies finished with just 287 yards of total offense and 12 first downs, one fewer than the Tribe.

The defense contributed five sacks and three interceptions, one of which cornerback Brandon Flowers returned 49 yards for a touchdown. William & Mary was held to just 5 yards rushing on 28 attempts, but managed 257 yards through the air.

Tailback Branden Ore scored twice for the Hokies, running in from 2 yards out and taking a screen pass from Tyrod Taylor 34 yards for a TD just before the half.

Lane Stadium/Worsham Field • Blacksburg, Va. Sept. 22, 2007 • Attendance: 66,233

William & Mary	0	3	0	0	—	3
Virginia Tech	27	14	3	0	—	44

VT	(11:58 re 1st)	- FG Dunlevy 25
VT	(7:37 re 1st)	- FG Dunlevy 27
VT	(4:47 re 1st)	- Ore 2 run (Dunlevy kick)
VT	(3:56 re 1st)	- Flowers 49 interception return (Dunlevy kick)
VT	(0:17 re 1st)	- K. Lewis 8 run (Dunlevy kick)
VT	(13:56 re 2nd)	- Royal 60 punt return (Dunlevy kick)
WM	(5:07 re 2nd)	- FG Pate 22
VT	(2:13 re 2nd)	- Ore 34 pass from Taylor (Dunlevy kick)
VT	(7:51 re 3rd)	- FG Dunlevy 38

Team Stats	WM	VT
First Downs	13	12
Rushes-yds.	28-5	38-133
Passing yds.	257	154
Return yds.	8	198
Passes	19-46-3	15-27-0
Punts-avg.	11-38.1	8-43.1
Fumbles-lost	1-0	1-0
Penalties-yds.	3-25	11-95
Time of poss.	29:57	30:03
Sacks-by	4-25	5-42

K. Lewis 10-43, Ore 10-25, Holt 4-10, Pickle 2-8, Cheeseman 4-6, Team 1-(-1), Glennon 2-(-10).

Passing — WM, Phillips 17-40-3-243, Potts 2-6-0-14; VT, Taylor 6-13-0-72, Glennon 5-9-0-49, Holt 4-5-0-33.

Receiving — WM, Atchison 5-81, Archer 3-39, Nicholas 2-63, Mack 2-30, Varno 2-10, Viola 2-4, Dohse 1-16, Falbo 1-10, Schonder 1-4; VT, Ore 4-48, Smith 2-39, Wheeler 2-15, Boone 1-14, Drager 1-9, Luckett 1-9, Hyman 1-8, K. Lewis 1-6, Whitaker 1-5, Perez 1-1.

Individual Leaders

Rushing — WM, Schonder 9-42, Viola 10-17, Archer 1-(-1), Potts 1-(-9), Team 1-(-17), Phillips 6-(-27); VT, Taylor 5-52,



Eddie Royal approaches the end zone during a 60-yard punt return, one of his two punt-return touchdowns during a season in which he became the ACC's all-time leader in punt return yardage.

Hokies-Tribe Game Notes

- The last time Virginia Tech scored a defensive touchdown and special teams TD in the same game was against Georgia Tech during the 2005 season. The Hokies got two interception returns for touchdowns in that game, to go with a touchdown return on a blocked field goal.
- Freshman quarterback Tyrod Taylor tossed his first collegiate touchdown pass, a 34-yarder to tailback Branden Ore. Taylor also had a 45-yard run during the game, the longest for a Tech quarterback since Bryan Randall broke off a 75-yard run against Syracuse in 2003.
- Linebacker Purnell Sturdivant posted two interceptions, the first of his Tech career. Sturdivant also had a career-high eight tackles and the first two quarterback sacks of his collegiate career.



Purnell Sturdivant, who had two interceptions and eight tackles against the Tribe, makes one of his two sacks here against W&M quarterback Jake Phillips.

Hokies Hold On for Hard-Earned 17-10 Win in ACC Opener

BLACKSBURG — Virginia Tech's defense and special teams provided big plays down the stretch as the Hokies held off the University of North Carolina for a 17-10 homecoming victory in their Atlantic Coast Conference opener.

Tech took the opening kickoff and marched 70 yards on seven

consecutive running plays. A 53-yard run by flanker Eddie Royal on a double reverse started the march, and quarterback Tyrod Taylor's 5-yard touchdown run added the finishing touches. The drive proved to be the offensive highlight for the Hokies, who would add just 171 yards the rest of the way.

After Tech kicker Jud Dunlevy kicked a 52-yard field goal to open the second half, the defense provided a game-changing play on the Tar Heels' first possession of the half. With the Hokies clinging to a 10-3 lead and UNC facing a second and goal at the Tech 5, defensive end Orion Martin forced a fumble at the 1-yard line that teammate Kam Chancellor recovered in the end zone.

The Hokies used an interception and 31-yard return

by linebacker Xavier Adibi to gain some breathing room. Adibi's pick set up a 1-yard touchdown run by tailback Branden Ore.

North Carolina controlled the football for 10:35 of the final quarter and cut the Tech lead to 17-10 with a 76-yard touchdown drive that ended with 5:34 left in the game. Tech used back-to-back punts of 54 and 59 yards by Brent Bowden, and a defensive stand in the final minutes to preserve the win.



Jud Dunlevy's 52-yard field goal – his longest of 21 made on the season – gave the Hokies a 10-3 lead early in the second half.



Xavier Adibi returned this interception 31 yards to set up a Branden Ore 1-yard touchdown run late in the third quarter.

Lane Stadium/Worsham Field • Blacksburg, Va.

Sept. 29, 2007 • Attendance: 66,233

North Carolina	0	3	0	7	—	10
Virginia Tech	7	0	10	0	—	17

VT (10:12 re 1st)	- Taylor 5 run (Dunlevy kick)
NC (9:48 re 2nd)	- FG Barth 32
VT (13:24 re 3rd)	- FG Dunlevy 52
VT (2:17 re 3rd)	- Ore 1 run (Dunlevy kick)
NC (5:34 re 4th)	- Elzy 1 run (Barth kick)

Team Stats	UNC	VT
First Downs	18	11
Rushes-yds.	45-124	36-165
Passing yds.	182	76
Return yds.	49	69
Passes	16-25-1	11-20-1
Punts-avg.	6-47.7	7-43.1
Fumbles-lost	2-1	0-0
Penalties-yds.	5-45	9-80
Time of poss.	34:00	26:00
Sacks by	4-17	6-27

Individual Leaders

Rushing — NC, Elzy 11-74, Houston 18-54, White 2-10, Foster 1-4, Tate 2-3, Yates 11-(-21); VT, Ore 19-93, Royal 2-60, Taylor 11-11, K. Lewis 2-3, Team 2-(-2).

Passing — NC, Yates 16-25-1-182; VT, Taylor 10-19-1-66, Glennon 1-1-0-10.

Receiving — NC, Nicks 8-94, Tate 3-31, Elzy 2-25, Thornton 1-20, White 1-8, Foster 1-4; VT, Royal 4-14, Morgan 3-24, Harper 2-38, Weatherford 1-3, K. Lewis 1-(-3).

Hokies-Tar Heels Game Notes

- Whip linebacker Cam Martin posted 10 tackles and three sacks against the Tar Heels. The last Tech player to have three sacks in a game was defensive end William Wall against Duke in 2006.
- Jud Dunlevy's 52-yard field goal was the longest made by a Tech kicker since Shayne Graham hit on a 52-yarder at Pittsburgh in 1999. It was also the first field goal of 50 yards or more made by a Tech kicker since Graham's boot.
- When rover Kam Chancellor recovered a fumble in the end zone in the third quarter, it marked the first fumble recovery of the season for Tech.
- Sophomore Brandon Holland earned his first collegiate start, opening the game at right guard.
- True freshman quarterback Tyrod Taylor suffered his first collegiate interception during the game. The pick came on the 65th official pass of Taylor's career.

BeamerBall Sparks 41-23 Win Over Tigers in Death Valley

CLEMSON, S.C. — Virginia Tech relied on BeamerBall and some clutch fourth-quarter plays by freshman quarterback Tyrod Taylor to register its fifth-straight win against No. 22 Clemson with a 41-23 decision at Death Valley.

Tech built a surprising 31-8 lead in the first half with the help of three non-offensive touchdowns. The Hokies' first three TDs came on an interception return by D.J. Parker, a punt return by Eddie Royal and a kickoff return by Victor Harris.

In the meantime, the Tech defense was holding the Tigers'

vaunted rushing attack to just six yards in the half and eight yards for the game.

Clemson used a record-setting passing performance by quarterback Cullen Harper to make a strong run at Tech in the second half, but a 52-yard scramble by Taylor set up a Tech field goal and another 21-yard run by the freshman late in the game led to a game-clinching touchdown.

Taylor finished with 118 yards rushing and tossed a touchdown pass to Justin Harper in the second quarter.

Clemson controlled the football for 90 plays, passing a record 67 times. Tech was out-gained 380 yards to 219, but

benefited from over 300 yards on returns. The Hokie defense had four sacks, two interceptions and broke up nine passes.



Brandon Flowers (18) and D.J. Parker (25) helped the Tech defense limit Clemson's vaunted rushing attack to just eight yards on 23 carries.



Victor Harris' 100-yard kickoff return was one of three non-offensive touchdowns scored by the Hokies against the Tigers.

Hokies-Tigers Game Notes

- Eddie Royal's 82-yard punt return for a score tied for the third-longest in school history. It was the third career return for a TD by Royal, who moved into third place on the ACC all-time list for punt return yards with 1,174.
- Victor Harris' 100-yard kickoff return for a score tied for the longest in school history (Larry Fallen, 1978).
- Tech returned a punt and a kickoff for touchdowns in same game for the first time under Coach Frank Beamer.
- The last time Tech scored three non-offensive touchdowns in a game was in 2005 against Georgia Tech. The Hokies returned two interceptions and a blocked field goal for touchdowns in that game.

Clemson Memorial Stadium • Clemson, S.C. Oct. 6, 2007 • Attendance: 82,000

Virginia Tech	17	14	0	10	—	41
Clemson	0	8	0	15	—	23

VT (13:50 re 1st)	- Parker 32 interception return (Dunlevy kick)
VT (6:11 re 1st)	- FG Dunlevy 32
VT (4:48 re 1st)	- Royal 82 punt return (Dunlevy kick)
CU (7:16 re 2nd)	- FG Buchholz 33
VT (6:59 re 2nd)	- Harris 100 kickoff return (Dunlevy kick)
CU (3:36 re 2nd)	- Team safety
VT (2:17 re 2nd)	- Harper 21 pass from Taylor (Dunlevy kick)
CU (0:07 re 2nd)	- FG Buchholz 30
CU (14:12 re 4th)	- Grisham 3 pass from Harper (Buchholz kick)
VT (7:10 re 4th)	- FG Dunlevy 47
CU (4:29 re 4th)	- Kelly 18 pass from Harper (Grisham pass from Harper)
VT (0:50 re 4th)	- Ore 2 run (Dunlevy kick)

Team Stats	VT	CU
First Downs	9	21
Rushes-yds.	41-154	23-8
Passing yds.	65	372
Return yds.	158	55
Passes	7-14-0	36-67-2
Punts-avg.	8-46.4	7-48.0
Fumbles-lost	3-0	2-1
Penalties-yds.	6-52	7-53
Time of poss.	27:16	32:44
Sacks by	4-24	2-6

Individual Leaders

Rushing — VT, Taylor 15-118, Ore 23-35, K. Lewis 3-1; CU, Davis 6-9, Spiller 6-3, Harper 11-(-4).

Passing — VT, Taylor 7-14-0-65; CU, Harper 36-66-2-272, Team 0-1-0-0.

Receiving — VT, Harper 3-33, Hyman 2-31, Morgan 1-4, Ore 1-(-3); CU, Kelly 11-174, Grisham 11-100, Spiller 6-29, Ashe 5-44, Harris 2-18, Davis 2-5, Linthicum 1-2.

Glennon Leads Hokies to 43-14 Victory over the Blue Devils

DURHAM, N.C. – Sean Glennon came on for injured starting quarterback Tyrod Taylor in the first half and passed Virginia Tech to a 43-14 Atlantic Coast Conference road victory at Duke University.

Taylor, who had staked Tech to a 13-7 first-quarter lead, suffered an ankle injury when he was sacked on the third play of the second quarter. Glennon took over and promptly drove the Hokies 76 yards for a touchdown, completing all four of his passes on the drive for 69 yards. The Hokies scored touchdowns on three-straight possessions during the quarter to take a commanding 34-7 halftime advantage.

Glennon completed 16 of 21 passes during the win, for 258 yards and two touchdowns. Eddie Royal, Glennon's former high school teammate, caught one of his TD passes, while Josh Morgan caught two touchdown passes – one from each quarterback. Tailbacks Kenny Lewis, Jr., and Branden Ore each contributed a touchdown run as the Hokies piled up 445 yards of offense, including 346 through the air.

Brett Warren, who stepped in for injured mike linebacker Vince Hall, paced a strong defensive showing with 11 tackles and a pass interception. The Hokies held the Blue Devils to 194 yards of total offense. Duke converted on just one of 15 third down situations.



Brett Warren – seen here being helped by **Cam Martin (41)** – made 11 tackles while making his first collegiate start in place of the injured **Vince Hall**.

Hokies-Blue Devils Game Notes

- Tech's 346 passing yards were the fourth-highest total during Frank Beamer's 21 seasons at Virginia Tech. The last time Tech had more passing yards was during the 2003 Insight Bowl. The Hokies passed for 398 yards in that game, a 52-49 loss to California.
- Stephan Virgil recorded the Hokies' first blocked kick of the season when he blocked a punt in the second quarter. The block, Virgil's first as a Hokie, set up a 2-yard touchdown run by Branden Ore on the next play.
- Linebacker Brett Warren made his first collegiate start at Duke. Warren started in place of injured senior Vince Hall who had a string of 44 consecutive starts broken.
- Dorian Porch had two fumble recoveries on kickoff coverage for the Hokies.

Wallace Wade Stadium • Durham, N.C. Oct. 13, 2007 • Attendance: 23,691

Virginia Tech	13	21	9	0	—	43
Duke	7	0	0	7	—	14

VT (9:43 re 1st)	- FG Dunlevy 42
VT (6:48 re 1st)	- FG Dunlevy 44
VT (5:36 re 1st)	- Morgan 19 pass from Taylor (Dunlevy kick)
D (0:56 re 1st)	- Lewis 1 run (Maggio kick)
VT (9:25 re 2nd)	- K. Lewis 5 run (Dunlevy kick)
VT (6:40 re 2nd)	- Royal 25 pass from Glennon (Dunlevy kick)
VT (5:42 re 2nd)	- Ore 2 run (Dunlevy kick)
VT (11:25 re 3rd)	- FG Dunlevy 29
VT (1:22 re 3rd)	- Morgan 40 pass from Glennon (kick failed)
D (13:33 re 4th)	- King 19 pass from Lewis (Maggio kick)

Team Stats	VT	D
First Downs	21	13
Rushes-yds.	38-99	36-72
Passing yds.	346	122
Return yds.	80	5
Passes	21-30-1	14-28-1
Punts-avg.	4-40.5	10-31.6
Fumbles-lost	1-1	2-2
Penalties-yds.	7-95	3-24
Time of poss.	28:57	31:03
Sacks by	5-26	4-15

1-7, Glennon 4-4, Holt 1-0, Team 1-(-1), Hyman 1-(-2); D, Boyette 8-42, Boyle 9-29, Drummer 7-12, Riley 1-6, Lewis 11-(-17).

Passing — VT, Glennon 16-21-0-258, Taylor 5-7-0-88, Holt 0-2-1-0; D, Lewis 13-24-1-119, Asack 1-4-0-3.

Receiving — VT, Royal 6-90, Harper 5-62, Wheeler 4-94, Morgan 4-68, Hyman 1-20, K. Lewis 1-12; D, Riley 3-37, King 2-25, Boyette 2-4, Kelly 1-28, Harris 1-13, Boyle 1-8, Stefanow 1-5, Wright 1-3, Huffman 1-3, Drummer 1-(-4).

Individual Leaders

Rushing — VT, Ore 17-37, Taylor 5-15, Pickle 2-15, K. Lewis 5-13, Royal 1-11, Cheeseman



Split end Josh Morgan caught two touchdown passes – one from **Tyrod Taylor** and one from **Sean Glennon** – in the win over Duke.

Eagles Stun Hokies in Last Two Minutes, Pull Off 14-10 Win

BLACKSBURG — Heisman Trophy candidate Matt Ryan threw two touchdown passes in the final minutes to rally No. 2 Boston College to a stunning 14-10 comeback victory over Virginia Tech in a rain-soaked ESPN Thursday night game at Lane Stadium.


Ryan, who was held in check for 56 minutes by a superb Tech defensive effort, stepped up in the final four minutes to erase a 10-0 deficit. Starting on his own 8-yard line with 4:16 to go, the senior quarterback engineered a nine-play, 92-yard drive that ended with a 16-yard touchdown pass with 2:11 on the clock.

Tech opened the door for the Eagles' winning drive by failing to field an onside kick, giving the ball back to BC on its 34. Ryan completed four straight passes to quickly move the ball

to the Hokies' 14. Following an incompletion, Ryan tossed a touchdown pass that was negated by a holding penalty. Another incompletion followed before a 24-yard TD toss from Ryan to running back Andre Callender with just 11 seconds remaining.

Quarterback Sean Glennon put Tech on top in the game with an 8-yard touchdown pass to Eddie Royal early in the second quarter. A 41-yard pass from Glennon to Royal during the third quarter helped set up a 44-yard field goal by Jud Dunlevy.

The Tech defense held Ryan to 54 yards passing during the first half and allowed just 101 yards through the air during the first three quarters, before allowing 184 yards during the final 15 minutes, including 157 on the Eagles' final two drives.



Tailback Branden Ore gained 97 yards on the ground as the Hokies out-rushed the Eagles, 116-32.



Orion Martin (90) and Tech's defensive line pressured BC quarterback Matt Ryan all night long, but it wasn't enough as he stunned the Hokies with two late touchdown passes to steal the win.

Hokies-Eagles Game Notes

- The last time the Hokies lost a game in the final seconds was a 52-49 loss to California in the 2003 Insight Bowl. Cal kicker Tyler Fredrickson hit a 35-yard field goal as time expired in that game. The BC game marked Tech's first loss at Lane Stadium in the final minute of play since the 1986 season opener when Cincinnati scored on a 7-yard pass with 14 seconds remaining for a 24-20 victory.
- Tech's loss to Boston College marked the first time since a 2002 game against West Virginia that the Hokies lost a game in which they scored first. Tech came into the BC game with a string of 34-straight wins when scoring first.
- The loss was just the third for Tech in its 16 appearances on ESPN Thursday Night Football. All three losses have come to BC. The teams are 3-3 overall in head-to-head Thursday night meetings on ESPN.
- Cody Grimm made his first collegiate start in the BC game. Grimm started at whip linebacker and played a career-high 21 plays.

Lane Stadium/Worsham Field • Blacksburg, Va.
Oct. 25, 2007 • Attendance: 66,233

Boston College	0	0	0	14	—	14
Virginia Tech	0	7	3	0	—	10

- VT (10:31 re 2nd) - Royal 8 pass from Glennon (Dunlevy kick)
- VT (5:33 re 3rd) - FG Dunlevy 44
- BC (2:11 re 4th) - Gunnell 16 pass from Ryan (Aponavicius kick)
- BC (0:11 re 4th) - Callender 24 pass from Ryan (Aponavicius kick)

Team Stats	BC	VT
First downs	19	15
Rushing yds.	18-32	41-116
Passing yds.	285	149
Return yds.	7	27
Passes	25-53-2	15-25-0
Punts-avg.	9-45.6	9-37.3
Fumbles-lost	3-0	5-2
Penalties-yds.	9-83	5-44
Time of poss.	28:11	31:49
Sacks by	3-8	3-33

Individual Leaders

Rushing — BC, Callender 7-29, Whitworth 7-25, Ryan 4-(-22); VT, Ore 20-97, Glennon 14-23, Weatherford 1-3, K. Lewis 2-2, Morgan 2-1, Royal 1-0, Team 1-(-10).

Passing — BC, Ryan 25-52-2-285, Flutie 0-1-0-0; VT, Glennon 15-25-0-149.

Receiving — BC, Robinson 5-86, Callender 5-38, Challenger 4-60, Purvis 4-40, Gunnell 3-34, Loyte 2-8, Jarvis 1-14, Megwa 1-5; VT, Royal 4-77, Boone 3-30, Harper 3-17, Hyman 2-17, Wheeler 1-5, Weatherford 1-3, Morgan 1-0.

Hokies Bounce Back with Big 27-3 Win Over Yellow Jackets



Sean Glennon was forced to wear an altered Georgia Tech jersey after his mysteriously disappeared before the game, but he went on to account for three touchdowns and throw for 296 yards.

ATLANTA, Ga. — Virginia Tech bounced back strong from its disappointing loss a week earlier, using a total team effort to hand Georgia Tech a sound 27-3 defeat in a second-straight ESPN Thursday Night game.

Quarterback Sean Glennon led the Tech offense to a season-high 481 yards of total offense. Glennon plunged 2 yards for a touchdown early in the second quarter to put the Hokies on top 10-3 and then tossed a pair of long TD passes to secure the victory. He completed 22 of 32 passes for 296 yards as Tech controlled the football for 37:25

minutes. Branden Ore led the rushing attack with 86 yards.

The Tech defense held the Yellow Jackets to a first quarter field goal and forced six turnovers. Five of those turnovers came in the form of pass interceptions, including two by cornerback Victor "Macho" Harris. Georgia Tech converted just two of 11 third downs and managed just 82 yards during the first half.

Tech's special teams also chipped in with place-kicker Jud Dunlevy contributing a pair of field goals. Punter Brent Bowden kept the Yellow Jackets backed up with a 47.1-yard average on seven kicks.



Victor Harris — who made two picks of his own — celebrates one of the Hokies' five interceptions against the Yellow Jackets.

**Bobby Dodd Stadium/Grant Field • Atlanta, Ga.
Nov. 1, 2007 • Attendance: 52,202**

Virginia Tech	3	14	7	3	—	27
Georgia Tech	3	0	0	0	—	3

GT (9:07 re 1st)	-	FG Bell 24
VT (1:27 re 1st)	-	FG Dunlevy 28
VT (13:52 re 2nd)	-	Glennon 2 run (Dunlevy kick)
VT (5:30 re 2nd)	-	Harper 40 pass from Glennon (Dunlevy kick)
VT (4:22 re 3rd)	-	Morgan 71 pass from Glennon (Dunlevy kick)
VT (12:44 re 4th)	-	FG Dunlevy 28

Team Stats	VT	GT
First Downs	20	13
Rushes-yds.	46-185	26-105
Passing yds.	296	166
Return yds.	65	41
Passes	22-33-0	12-29-5
Punts-avg.	7-47.1	6-42.5
Fumbles-lost	2-1	1-1
Penalties-yds.	5-35	4-29
Time of poss.	37:25	22:35
Sacks by	2-23	6-25

Individual Leaders

Rushing — VT, Ore 19-86, Cheeseman 6-84, K. Lewis 6-13,

Hyman 1-6, Jefferson 1-(-1), Glennon 13-(-3); GT, Dwyer 10-68, Nesbitt 4-32, Evans 6-9, Team 1-(-1), Bennett 5-(-3).

Passing — VT, Glennon 22-33-0-296, Team 0-1-0-0; GT, Bennett 11-26-4-157, Nesbitt 1-3-1-9.

Receiving — VT, Morgan 6-103, Harper 4-77, Hyman 4-27, Royal 2-45, Smith 2-22, Boone 2-14, Weatherford 2-8; GT, Johnson 7-136, M. Cox 3-21, Earls 1-9, Evans 1-0.

Hokies-Yellow Jackets Game Notes

- Virginia Tech's five pass interceptions were the most in a game for the Hokies since picking off six passes during a 1998 home victory against Rutgers. Linebacker Cam Martin recorded his first collegiate interception.
- Two pairs of brothers started the game for the Hokies, a first under Coach Frank Beamer. Senior Brett Warren and redshirt freshman Beau Warren started at mike linebacker and center respectively, while Cam and Orion Martin started at whip linebacker and defensive end. The game marked the first collegiate start for Beau Warren.
- Justin Harper had 77 receiving yards in the game, putting him over the 1,000 yard mark for his career.
- Quarterback Sean Glennon recorded the second rushing touchdown of his career when he plunged in from 2-yards out in the first quarter.
- Sean Glennon's 71-yard touchdown pass to Josh Morgan was the longest offensive play of the season for the Hokies. Tailback Jahre Cheeseman later added a 70-yard run late in the game.

Fourth-Quarter Flurry Foils Florida State in 40-21 Victory

BLACKSBURG — Virginia Tech scored 20 unanswered points in the fourth quarter to beat visiting Florida State 40-21 and snap a 12-game losing streak against the Seminoles.

Tech jumped out to a 20-6 lead in the first half only to see FSU score 15 third-quarter points for a 21-20 lead. Freshman quarterback Tyrod Taylor returned to action for the first time since the Duke game

and alternated with Sean Glennon until Glennon was shaken up early in the second quarter. Taylor rallied Tech in the final quarter, giving the Hokies' the lead for good on a 3-yard touchdown run, then tossing a successful two-point conversion pass to Zach Luccett. Taylor also had two TD passes during the first half.

Defensive end Chris Ellis sparked the defense, contributing a 5-yard interception return for a touchdown and seven quarterback hurries. The defense also added a safety to close out the scoring.

Tech piled up 395 yards in the game, with Taylor accounting for 204 through the air and 92 on the ground.



Tyrod Taylor busted loose for 92 rushing yards and a touchdown against the 'Noles.



Defensive end Chris Ellis heads into the end zone to score on a 5-yard interception return in the fourth quarter.

Lane Stadium/Worsham Field • Blacksburg, Va. Nov. 10, 2007 • Attendance: 66,233

Florida State	6	0	15	0	—	21
Virginia Tech	6	14	0	20	—	40

FS (9:43 re 1st)	- FG Cismesia 41
VT (8:16 re 1st)	- Harper 31 pass from Taylor (kick failed)
FS (0:50 re 1st)	- FG Cismesia 39
VT (12:29 re 2nd)	- Morgan 5 pass from Taylor (Dunlevy kick)
VT (6:54 re 2nd)	- Ore 2 run (Dunlevy kick)
FS (11:00 re 3rd)	- FG Cismesia 50
FS (9:06 re 3rd)	- Watson 40 interception return (pass failed)
FS (3:41 re 3rd)	- Fagg 8 pass from Ponder (pass failed)
VT (10:10 re 4th)	- Taylor 3 run (Luccett pass from Taylor)
VT (5:32 re 4th)	- FG Dunlevy 22
VT (5:13 re 4th)	- Ellis 5 interception return (Dunlevy kick)
VT (2:41 re 4th)	- Team safety

Team Stats	FS	VT
First downs	13	17
Rushing yds.	28-116	54-188
Passing yds.	151	207
Return yds.	53	54
Passes	13-33-2	11-19-1
Punts-avg.	7-42.3	6-35.3
Fumbles-lost	2-1	3-0
Penalties-yds.	7-45	7-60
Time of poss.	25:16	34:44
Sacks by	2-2	0-0

Edwards 3-6, Parker 3-1, Ball 1-(-1), Richardson 1-(-1); VT, Taylor 17-92, Ore 16-40, K. Lewis 11-37, Cheeseman 3-12, Glennon 4-10, Weatherford 1-0, Team 2-(-3).

Passing — FS, Ponder 8-18-2-105, Weatherford 5-15-0-46; VT, Taylor 10-15-1-204, Glennon 1-4-0-3.

Receiving — FS, Fagg 4-63, Carr 3-48, Ball 2-20, Smith 1-13, Shaw 1-4, Holloway 1-2, Parker 1-1; VT, Harper 5-167, Ore 3-5, Boone 1-16, Hyman 1-14, Morgan 1-5.

Individual Leaders

Rushing — FS, Ponder

5-51, Gano 1-24, Holloway 4-16, Smith 8-12, Weatherford 2-7,

Hokies-Seminoles Game Notes

- Justin Harper had five pass receptions for a career-high 167 yards and a touchdown. His yardage total was the fifth highest in Coach Frank Beamer's 21 seasons at Tech.
- The win marked Tech's first win against Coach Bobby Bowden, who entered the game with a 15-0 mark against the Hokies, including three wins when he was the head coach at West Virginia.
- Defensive end Chris Ellis scored his second career touchdown during the game on a 5-yard interception return. He also scored on an interception return against Georgia Tech in 2005. That play covered 29 yards.
- Florida State's Dekoda Watson intercepted a pass and returned it for a touchdown. It was the first interception returned for a TD against Tech since Oct. 2, 2004, when West Virginia's Eric Wicks had a 34-yard return for a score against the Hokies.

Seniors Leave Lane in Style with 44-14 Victory over Miami

BLACKSBURG — Virginia Tech jumped to an early lead and then secured the game with 24 unanswered points in the second half to post a 44-14 win over Miami on Senior Day at Lane Stadium/Worsham Field.

Just six points separated the two teams after the 'Canes scored a touchdown with 5:41 left in the third quarter to narrow Tech's lead to 20-14. For the second straight week, however, the Hokies' offense responded to the challenge. During a 6:28 span, Tech put 17 points on the

board with Branden Ore and Carlton Weatherford rushing for touchdowns and Jud Dunlevy picking up his third field goal of the game.

Ore scored on a 4-yard run to cap a 61-yard drive on Tech's first possession of the game. A highlight reel, one-handed touchdown catch by Justin Harper on a 15-yard pass by Sean Glennon put Tech on top 14-0 after just two possessions.

Miami regrouped, but never quite recovered from Tech's fast start. The Hokies' defense shut

down the UM running game and put pressure on quarterback Kyle Wright, recording five sacks. The 'Canes were held to minus-2 yards rushing and finished with just 213 total yards of offense.

Linebacker Vince Hall returned to the lineup after missing four games with a broken wrist. Hall led the charge with 13 tackles, followed by fellow linebackers Cam Martin (11) and Xavier Adibi (10).



Justin Harper made this spectacular one-handed grab to score a touchdown for the third straight game.

Hokies-Hurricanes Game Notes

- The minus-2 yards of net rushing by Miami was the lowest total allowed by the Tech defense in an ACC game. The last time the Hokies held a team to minus yards rushing was in 2002 when they limited Rutgers to minus-7 yards on the ground.
- Senior fullback Carlton Weatherford picked up his first collegiate rushing touchdown in the fourth quarter of the Miami game. He had a receiving TD last season. Tailback Jahre Cheeseman scored the last touchdown of the game on a 2-yard run. It was his first collegiate touchdown.
- Eddie Royal returned four punts for 45 yards against the 'Canes, becoming the ACC's all-time leader in punt return yards in the process. Royal improved his career total to 1,284 yards, passing former leader Steve Suter of Maryland (1,271).



Vince Hall (9) helped the Hokies hold Miami to minus-2 yards rushing, the lowest total for a Tech opponent since 2002.

Lane Stadium/Worsham Field • Blacksburg, Va. Nov. 17, 2007 • Attendance: 66,233

Miami	0	7	7	0	—	14
Virginia Tech	14	3	13	14	—	44

- VT (10:12 re 1st) - Ore 4 run (Dunlevy kick)
- VT (5:07 re 1st) - Harper 15 pass from Glennon (Dunlevy kick)
- VT (14:17 re 2nd) - FG Dunlevy 40
- UM (0:21 re 2nd) - Wright 4 run (Zampogna kick)
- VT (10:28 re 3rd) - FG Dunlevy 44
- UM (5:41 re 3rd) - Hankerson 1 pass from Wright (Zampogna kick)
- VT (3:01 re 3rd) - Ore 7 run (Dunlevy kick)
- VT (0:28 re 3rd) - FG Dunlevy 37
- VT (11:33 re 4th) - Weatherford 1 run (Dunlevy kick)
- VT (5:48 re 4th) - Cheeseman 2 run (Dunlevy kick)

Team Stats	UM	VT
First downs	13	20
Rushing yds.	29-(-2)	43-182
Passing yds.	215	176
Return yds.	15	99
Passes	21-36-1	14-26-0
Punts-avg.	6-51.7	3-43.7
Fumbles-lost	4-2	0-0
Penalties-yds.	8-50	7-34
Time of poss.	30:12	29:48
Sacks by	4-29	5-44

Individual Leaders
Rushing — UM, James 10-7, Thomas 4-5, Wright 15-(-14);

VT, Ore 15-81, Royal 2-44, Taylor 7-38, K. Lewis 3-16, Pickle 5-11, Cheeseman 3-9, Weatherford 1-1, Team 1-(-1), Glennon 6-(-17).
Passing — UM, Wright 21-36-1-215; VT, Glennon 13-24-0-171, Taylor 1-2-0-5.
Receiving — UM, Shields 6-81, Hill 5-33, James 3-27, Hankerson 2-25, Jenkins 2-20, Jones 1-15, Thomas 1-8, Epps 1-6; VT, Hyman 3-60, Harper 3-48, Ore 3-21, Smith 1-20, Weatherford 1-10, Morgan 1-9, K. Lewis 1-5, Royal 1-3.

33-21 Win over Cavaliers Clinches Coastal Crown for Hokies

CHARLOTTESVILLE, Va. — Virginia Tech won the Atlantic Coast Conference Coastal Division title and locked up a spot in the ACC Championship with a hard-fought 33-21 victory at No. 16 Virginia.

The Hokies jumped to a 13-0 first quarter lead before finding themselves trailing 14-13 heading into the final minute of the first half. With the Hokies on their own

35-yard line and only 40 seconds showing on the clock, quarterback Sean Glennon went to work. Glennon passed to Josh Morgan for a 26-yard gain and, following an incompleting, threw a game-changing 39-yard touchdown strike to Eddie Royal just 12 seconds before the intermission.

Virginia managed to pull within two points late in the third

quarter, but freshman quarterback Tyrod Taylor's second touchdown run of the game and senior Jud Dunlevy's fourth field goal put the finishing touches on the victory. Tailback Branden Ore also played a big role, rushing 31 times for a season-high 147 yards.

Tech finished with 430 yards of offense, while the defense limited UVa to 241 yards, including 97 on the ground. End Orion Martin and tackle Barry Booker were in on two sacks apiece as the Hokies won their second Coastal crown in three years.



Eddie Royal tallied a career-high 147 yards receiving against the Cavaliers, including this game-changing 39-yard touchdown catch just before halftime.

Harrison Field at Scott Stadium • Charlottesville, Va. Nov. 24, 2007 • Attendance: 61,711

Virginia Tech	13	7	3	10	—	33
Virginia	7	7	7	0	—	21

VT (12:12 re 1st)	- Taylor 9 run (Dunlevy kick)
VT (5:47 re 1st)	- FG Dunlevy 20
VA (2:37 re 1st)	- Simpson 27 run (Gould kick)
VT (0:34 re 1st)	- FG Dunlevy 37
VA (6:35 re 2nd)	- Sewell 8 run (Gould kick)
VT (0:12 re 2nd)	- Royal 39 pass from Glennon (Dunlevy kick)
VT (7:51 re 3rd)	- FG Dunlevy 29
VA (2:51 re 3rd)	- Sewell 2 run (Gould kick)
VT (11:50 re 4th)	- Taylor 5 run (Dunlevy kick)
VT (4:56 re 4th)	- FG Dunlevy 26

Team Stats	VT	VA
First downs	20	15
Rushing yds.	46-131	36-97
Passing yds.	299	144
Return yds.	66	37
Passes	17-26-1	17-28-1
Punts-avg.	4-48.2	8-36.8
Fumbles-lost	1-1	1-1
Penalties-yds.	5-44	3-35
Time of poss.	32:17	27:43
Sacks by	6-34	6-39

Taylor 9-17, Morgan 1-7, Team 2-(-13), Glennon 3-(-27); VA, Simpson 16-81, Sewell 17-13, A. Pearman 3-3.

Passing — VT, Glennon 13-19-0-260, Taylor 4-6-0-39, Royal 0-1-1-0; VA, Sewell 15-24-1-121, Lalich 2-4-0-23.

Receiving — VT, Royal 6-147, Morgan 4-75, Hyman 4-63, Harper 2-11, Ore 1-3; VA, Simpson 6-17, Santi 3-41, Stupar 3-40, Jobe 2-22, M. Covington 1-22, Zidenburg 1-2, Phillips 1-0.

Individual Leaders

Rushing — VT, Ore 31-147,

Hokies-Cavaliers Game Notes

- Kicker Jud Dunlevy set a personal best when he booted four field goals against Virginia. Dunlevy connected from 20, 37, 29 and 26 yards and has now made 21 field goals on the season, one shy of the school mark of 22 shared by Chris Kinzer (1986) and Shayne Graham (1998).
- True freshman Davon Morgan blocked his first collegiate kick when he smothered a punt in the third quarter. He became the 56th player to block a punt during Coach Frank Beamer's 21 seasons at Tech.
- Senior Eddie Royal had a career-high 147 yards receiving on six catches against the Cavaliers. His previous high was 102 yards against Georgia Tech in 2006.
- When Virginia took a 14-13 lead in the second quarter, it marked the first time the Hokies had trailed to the Cavaliers since the third quarter of their 2004 meeting in Blacksburg.



Tech recorded its second blocked punt of the season when freshman Davon Morgan got to the UVa punter on this play.

Tech Beats BC 30-16 to Claim Atlantic Coast Conference Title

JACKSONVILLE, Fla. — After giving up 14 points in the final minutes in a heartbreaking loss to Boston College earlier in the season, Virginia Tech turned the tables on the Eagles with 14 fourth-quarter points of its own to win the Atlantic Coast Conference Championship with a 30-16 victory in the title game at Municipal Stadium.

Trailing 16-7 with less than six minutes remaining in the second quarter, Tech captured the momentum with a little BeamerBall. Following a 14-yard touchdown run by BC quarterback

Matt Ryan, Tech's Duane Brown blocked the extra point kick and teammate Branden Flowers picked it up and returned it for a 2-point defensive conversion.

Following Flowers' return, the Hokies held Boston College on three plays and regained possession at Tech 20. Quarterback Sean Glennon directed a 10-play, 80-yard drive that knotted the score at 16-all at the half, Glennon completed seven of eight passes during the drive, which was capped by his scrambling 13-yard TD pass to Josh Hyman.

After allowing BC to pick up 20 first downs and 277 yards of total offense during the first half, the Tech defense clamped down over the final 30 minutes, holding the Eagles to four first downs, 112 yards and zero points.

Glennon marched Tech 84 yards in eight plays midway

through the fourth quarter, putting the Hokies on top with a 24-yard TD pass to Eddie Royal. Interceptions by linebackers Vince Hall and Xavier Adibi assured the win, with Adibi slamming the door by returning his pick 40 yards for a score with just 11 seconds left.



The Hokies only sacked BC quarterback Matt Ryan one time – on this play by Barry Booker – but they did not allow him to throw any touchdown passes in the game.



Duane Brown (76) blocked two kicks on the day – this BC field goal try and an extra point attempt that Brandon Flowers returned for a 2-point conversion.

Jacksonville Municipal Stadium • Jacksonville, Fla. Dec. 1, 2007 • Attendance: 53,212

Virginia Tech	0	16	0	14	—	30
Boston College	7	9	0	0	—	16

BC (4:10 re 1st)	- Silva 51 fumble return (Aponavicius kick)
BC (11:33 re 2nd)	- FG Aponavicius 37
VT (8:30 re 2nd)	- Morgan 5 pass from Glennon (Dunlevy kick)
BC (5:35 re 2nd)	- Ryan 14 run (kick blocked)
VT (5:35 re 2nd)	- Flowers PAT return
VT (0:43 re 2nd)	- Hyman 13 pass from Glennon (Dunlevy kick)
VT (7:12 re 4th)	- Royal 24 pass from Glennon (Dunlevy kick)
VT (0:11 re 4th)	- Adibi 40 interception return (Dunlevy kick)

Team Stats	VT	BC
First downs	22	24
Rushing yds.	36-98	25-84
Passing yds.	202	305
Return yds.	66	73
Passes	21-33-1	33-52-2
Punts-avg.	7-46.3	4-39.8
Fumbles-lost	1-1	0-0
Penalties-yds.	7-46	5-49
Time of poss.	26:13	33:47
Sacks by	1-6	4-26

Individual Leaders

Rushing — VT, Ore 19-55, Taylor 9-36, K. Lewis 1-7, Glennon 7-0; BC, Callender 15-51, Ryan 6-35, Whitworth 1-1, Team 3(-)-3.

Passing — VT, Glennon 18-27-1-174, Taylor 3-6-0-28; BC, Ryan 33-52-2-305.

Receiving — VT, Morgan 8-55, Royal 4-63, Hyman 3-30, Ore 3-15, Harper 2-22, Boone 1-17; BC, Callender 13-92, Challenger 4-45, Gunnell 4-44, Robinson 3-54, Megwa 3-27, Whitworth 3-16, Purvis 2-14, Jarvis 1-13.

ACC Championship Game Notes

- Duane Brown became the first Tech player to block two kicks in a game since Angelo Harrison blocked two punts at Pittsburgh in 1995. Brown blocked a 36-yard field goal attempt on BC's opening drive of the game. His block of a PAT kick in the second quarter resulted in the Hokies' first defensive two-point conversion since Ronyell Witaker registered one at Rutgers in 1999.
- Josh Morgan posted a career-best eight catches in the game. His previous best of seven catches came in the 2005 ACC Championship game.
- Senior Josh Hyman recorded his first touchdown reception since his freshman year (2004) when he had five.
- Sean Glennon, who completed 18-of-27 passes for 174 yards and three touchdowns, was named the game's Most Valuable Player. His completion percentage of 66.7 was a record for the event.
- Tech earned its 11th win of the season, tying a school season record set in 1999 and equaled in 2000 and 2005.

ACC STANDINGS & HONORS

2007 ACSMA/AP ALL-ACC FOOTBALL TEAM

(Total Points) - 73 Total Ballots / Maximum 146 Points



OFFENSE

	First Team	Second Team
Quarterback	Matt Ryan, Boston College, Sr. (143)	Cullen Harper, Clemson, Jr. (70)
Running Back	Tashard Choice, Georgia Tech, Sr. (143)	Andre Callender, Boston College, Sr. (72)
	James Davis, Clemson, Jr. (131)	Josh Adams, Wake Forest, Fr. (51)
Wide Receiver	Aaron Kelly, Clemson, Jr. (128)	Hakeem Nicks, North Carolina, So. (75)
	Kenny Moore, Wake Forest, Sr. (117)	Eron Riley, Duke, Jr. (38)
Tight End	Ryan Purvis, Boston College, Jr. (109)	Tom Santi, Virginia, Sr. (60)
Tackle	Barry Richardson, Clemson, Sr. (120)	Duane Brown, Virginia Tech, Sr. (79)
	Andrew Gardner, Georgia Tech, Jr. (85)	Gosder Cherilus, Boston College, Sr. (64)
Guard	Branden Albert, Virginia, Jr. (105)	Andrew Crummey, Maryland, Sr. (86)
	Chris McDuffie, Clemson, Sr. (100)	Rodney Hudson, Florida State, Fr. (51) tie
Center	Steve Justice, Wake Forest, Sr. (122)	Derrick Morse, Miami, Sr. (51) tie
		Kevin Tuminello, Georgia Tech, Sr. (65)
Honorable Mention (20 points or more)		
RB - Keon Lattimore, Maryland, Sr. (25); WR - Brandon Robinson, Boston College, Jr. (30)		
OT - Eugene Monroe, Virginia, Jr. (46); OG - Kalani Heppie, NC State, Sr. (21)		

DEFENSE

	First Team	Second Team
Defensive End	Chris Long, Virginia, Sr. (146)#	Hilee Taylor, North Carolina, Sr. (66)
	Chris Ellis, Virginia Tech, Sr. (70)	Darrell Robertson, Georgia Tech, Sr. (36)
Defensive Tackle	Vance Walker, Georgia Tech, Jr. (93)	Barry Booker, Virginia Tech, Sr. (50)
	Dre Moore, Maryland, Sr. (51)	Kentwan Balmer, North Carolina, Sr. (42)
Linebacker	Erin Henderson, Maryland, Jr. (111)	Durell Mapp, North Carolina, Sr. (64)
	Xavier Adibi, Virginia Tech, Sr. (104)	Aaron Curry, Wake Forest, Jr. (54)
	Geno Hayes, Florida State, Jr. (69)	Jolonn Dunbar, Boston College, Sr. (48) tie
Cornerback	Alphonso Smith, Wake Forest, Jr. (127)	Philip Wheeler, Georgia Tech, Sr. (48) tie
	Victor Harris, Virginia Tech, Jr. (81)	DeJuan Tribble, Boston College, Sr. (77)
Safety	Jamie Silva, Boston College, Sr. (130)	Brandon Flowers, Virginia Tech, Jr. (73)
	Kenny Phillips, Miami, Jr. (85)	Michael Hamlin, Clemson, Jr. (49)
		DaJuan Morgan, NC State, Jr. (48)
Honorable Mention (20 points or more)		
DE - Phillip Merling, Clemson, Jr. (32); Calais Campbell, Miami, Jr. (29); Alex Albright, Boston College, So. (22)		
DT - Ron Brace, Boston College, Jr. (39); DeMario Pressley, NC State, Sr. (38); Carlton Powell, Virginia Tech, Sr. (25) ;		
Dorell Scott, Clemson, Jr. (25)		
LB - Vince Hall, Virginia Tech, Sr. (38) ; CB - Patrick Robinson, Florida State, So. (47)		
S - Chip Vaughn, Wake Forest, Jr. (45); Jamal Lewis, Georgia Tech, Sr. (25); D.J. Parker, Virginia Tech, Sr. (23)		

SPECIAL TEAMS

	First Team	Second Team
Placekicker	Travis Bell, Georgia Tech, Sr. (64)	Gary Cismesia, Florida State, Sr. (40)
Punter	Durant Brooks, Georgia Tech, Sr. (126)	Ryan Weigand, Virginia, Sr. (32)
Specialist	Eddie Royal, Virginia Tech, Sr. (74)	Darrell Blackman, NC State, Sr. (44)
Honorable Mention (20 points or more)		
PK - Connor Barth, North Carolina, Sr. (35); Sam Swank, Wake Forest, Jr. (29); P - Graham Gano, Florida State, Jr. (24);		
SP - Kevin Marion, Wake Forest, Sr. (32); C.J. Spiller, Clemson, So. (27); Brandon Tate, North Carolina, Jr. (25)		

#Unanimous selection

2007 INDIVIDUAL AWARDS

ROOKIE OF THE YEAR
Josh Adams, Wake Forest

COACH OF THE YEAR
Al Groh, Virginia

PLAYER OF THE YEAR
Matt Ryan, Boston College

OFFENSIVE PLAYER OF THE YEAR
Matt Ryan, Boston College

DEFENSIVE PLAYER OF THE YEAR
Chris Long, Virginia

FINAL STANDINGS

Coastal Division

School	ACC	Overall
Virginia Tech	7-1	11-3
Virginia	6-2	9-4
Georgia Tech	4-4	7-6
North Carolina	3-5	4-8
Miami	2-6	5-7
Duke	0-8	1-11

Atlantic Division

School	ACC	Overall
Boston College	6-2	11-3
Clemson	5-3	9-4
Wake Forest	5-3	9-4
Florida State	4-4	7-6
Maryland	3-5	6-7
NC State	3-5	5-7

ACC BOWL RESULT SUMMARY

Date	Bowl	Site	Score
Dec. 28, 2007	Champs Sports Bowl	Orlando, Fla.	Boston College 24, Michigan State 21
Dec. 28, 2007	Emerald Bowl	San Francisco, Calif.	Oregon State 21, Maryland 14
Dec. 29, 2007	Meineke Car Care Bowl	Charlotte, N.C.	Wake Forest 24, Connecticut 10
Dec. 31, 2007	Roady's Humanitarian Bowl	Boise, Idaho	Fresno State 40, Georgia Tech 28
Dec. 31, 2007	Gaylord Hotels Music City	Nashville, Tenn.	Kentucky 35, Florida State 28
Dec. 31, 2007	Chick-fil-A Bowl	Atlanta, Ga.	Auburn 23, Clemson 20 (OT)
Jan. 1, 2008	Konica Minolta Gator Bowl	Jacksonville, Fla.	Texas Tech 31, Virginia 28
Jan. 3, 2008	FedEx Orange Bowl	Miami, Fla.	Kansas 24, Virginia Tech 21

2007 FINAL ACC STATISTICS

RUSHING	Team	Cl	G	Att	Yds	Avg	TD	Long	Yds/G
Tashard Choice	GT	SR	12	261	1379	5.3	10	73	114.9
James Davis	CU	JR	13	214	1064	5.0	10	70	81.8
Josh Adams	WF	FR	12	219	953	4.4	11	83	79.4
Brandon Ore	VT	JR	14	267	992	3.7	9	34	70.9
Andre Callender	BC	SR	14	218	989	4.5	9	69	70.6

PASSING AVG/GAME	Team	Cl	G	Att	Cmp	Int	Pct.	Yds	TD	Avg/G
Matt Ryan	BC	SR	14	654	388	19	59.3	4507	31	321.9
Cullen Harper	CU	JR	13	433	282	6	65.1	2991	27	230.1
T.J. Yates	NC	FR	12	365	218	18	59.7	2655	14	221.2
Thaddeus Lewis	DU	SO	12	360	199	10	55.3	2430	21	202.5
Riley Skinner	WF	SO	11	326	236	13	72.4	2204	12	200.4

RECEPTIONS/GAME	Team	Cl	G	Rec	Yds	TD	Long	Avg/C	Rec/G
Kenneth Moore	WF	SR	13	98	1011	5	45	10.3	7.54
Aaron Kelly	CU	JR	13	88	1081	11	63	12.3	6.77
Hakeem Nicks	NC	SO	12	74	958	5	53	12.9	6.17
Andre Callender	BC	SR	14	76	720	4	52	9.5	5.43
Preston Parker	FS	SO	13	62	791	3	58	12.8	4.77

ALL PURPOSE	Team	Cl	G	Rush	Rcv	PR	KR	Yds	Avg/G
Brandon Tate	NC	JR	12	131	479	216	939	1765	147.1
Kenneth Moore	WF	SR	13	316	1011	355	172	1854	142.6
Darrell Blackman	ST	SR	12	12	593	322	697	1624	135.3
C.J. Spiller	CU	SO	13	768	271	137	547	1723	132.5
Andre Callender	BC	SR	14	989	720	0	117	1826	130.4
Tashard Choice	GT	SR	12	1379	107	0	0	1486	123.8
Preston Parker	FS	SO	13	270	791	328	124	1513	116.4
Eddie Royal	VT	SR	13	112	496	455	316	1379	106.1
Aaron Kelly	CU	JR	13	0	1081	8	115	1204	92.6

PUNTING	Team	Cl	G	Punt	Yds	Long	Avg
Ryan Weigand	VA	SR	13	52	2352	61	45.2
Durant Brooks	GT	SR	13	65	2929	77	45.1
Graham Gano	FS	JR	13	59	2563	64	43.4
Jimmy Maners	CU	JR	13	55	2354	71	42.8
Brent Bowden	VT	SO	14	88	3742	59	42.5
Terrence Brown	NC	SO	12	64	2650	64	41.4

TOTAL OFFENSE	Team	Cl	G	Rush	Pass	Plays	Total	Yds/G
Matt Ryan	BC	SR	14	2	4507	722	4509	322.1
Cullen Harper	CU	JR	13	-89	2991	504	2902	223.2
T.J. Yates	NC	FR	12	-123	2655	438	2532	211.0
Riley Skinner	WF	SO	11	31	2204	387	2235	203.2
Drew Weatherford	FS	JR	11	112	2049	380	2161	196.5

PASS EFFICIENCY	Team	Cl	G	Att	Cmp	Int	Pct.	Yds	TD	Eff.
Cullen Harper	CU	JR	13	433	282	6	65.1	2991	27	141.0
Sean Glennon	VT	JR	13	235	143	5	60.9	1796	12	137.6
Chris Turner	MD	SO	11	241	153	7	63.5	1958	7	135.5
Riley Skinner	WF	SO	11	326	236	13	72.4	2204	12	133.4
Matt Ryan	BC	SR	14	654	388	19	59.3	4507	31	127.0

SCORING	Team	Cl	G	TD	XPT	FG	2XP	Pts	Pts/G
Mark Buchholz	CU	JR	13	0	48	22	0	114	8.8
Gary Cismesia	FS	SR	13	0	28	27	0	109	8.4
Travis Bell	GT	SR	13	0	37	23	0	106	8.2
Jud Dunlevy	VT	SR	14	0	45	21	0	108	7.7
Sam Swank	WF	JR	13	0	44	18	0	98	7.5

SCORING (TDs)	Team	Cl	G	TD	Rush	Pass	Ret	PAT	Pts	Pts/G
Keon Lattimore	MD	SR	12	13	13	0	0	0	78	6.5
Josh Adams	WF	FR	12	12	11	1	0	0	72	6.0
Andre Callender	BC	SR	14	13	9	4	0	1	80	5.7
Lance Ball	MD	SR	13	12	12	0	0	0	72	5.5
James Davis	CU	JR	13	12	10	2	0	0	72	5.5

SCORING (KICK)	Team	Cl	G	PATs	FGs	Pts	Pts/G
Mark Buchholz	CU	JR	13	48-48	22-36	114	8.8
Gary Cismesia	FS	SR	13	28-29	27-34	109	8.4
Travis Bell	GT	SR	13	37-37	23-28	106	8.2
Jud Dunlevy	VT	SR	14	45-47	21-26	108	7.7
Sam Swank	WF	JR	13	44-44	18-21	98	7.5
Obi Egekeze	MD	JR	13	36-36	17-23	87	6.7

FIELD GOALS	Team	Cl	G	FG	FGA	Pct.	FG/G
Gary Cismesia	FS	SR	13	27	34	79.4	2.08
Travis Bell	GT	SR	13	23	28	82.1	1.77
Mark Buchholz	CU	JR	13	22	36	61.1	1.69
Connor Barth	NC	SR	12	19	22	86.4	1.58
Jud Dunlevy	VT	SR	14	21	26	80.8	1.50
Sam Swank	WF	JR	13	18	21	85.7	1.38

FIELD GOAL PCT	Team	Cl	G	FG	FGA	Long	Pct.
Steven Hauschka	ST	SR	12	16	18	49	88.9
Connor Barth	NC	SR	12	19	22	51	86.4
Sam Swank	WF	JR	13	18	21	52	85.7
Travis Bell	GT	SR	13	23	28	51	82.1
Jud Dunlevy	VT	SR	14	21	26	52	80.8
Chris Gould	VA	SR	13	16	20	51	80.0

PUNT RETURN AVG	Team	Cl	G	Ret	Yds	TD	Long	Avg
Eddie Royal	VT	SR	13	31	455	2	82	14.7
Darrell Blackman	ST	SR	12	26	322	0	57	12.4
Preston Parker	FS	SO	13	31	328	0	44	10.6
Kenneth Moore	WF	SR	13	34	355	1	55	10.4
Vic Hall	VA	SO	13	23	230	0	67	10.0

TACKLES (All positions)

Player	Team	Cl	G	Pos	Solo	Ast	Total	Avg/G	Sack
Erin Henderson	MD	JR	12	LB	59	74	133	11.1	1.0
Durell Mapp	NC	SR	12	LB	82	50	132	11.0	3.0
Michael Tauliili	DU	JR	11	LB	53	55	108	9.8	4.0
Dave Philistin	MD	JR	13	LB	54	70	124	9.5	0.0
Vincent Rey	DU	SO	12	LB	49	62	111	9.2	2.5
Jamie Silva	BC	SR	14		82	43	125	8.9	1.5
Jon Copper	VA	JR	13	LB	56	53	109	8.4	3.0
Tavares Gooden	UM	SR	12	LB	60	40	100	8.3	0.0
Nick Watkins	CU	SR	12		61	39	100	8.3	1.0
Xavier Adibi	VT	SR	14	LB	55	60	115	8.2	3.0
Dajuan Morgan	ST	JR	12	DB	73	24	97	8.1	0.0
Chip Vaughn	WF	JR	13		66	39	105	8.1	0.0
Aaron Curry	WF	JR	13	LB	63	36	99	7.6	3.0
Derek Nicholson	FS	JR	13		53	46	99	7.6	0.5
Ernest Jones	ST	SR	12	LB	40	51	91	7.6	1.0
Mark Herzlich	BC	SO	14	LB	55	42	97	6.9	1.5
Jo-Lonn Dunbar	BC	SR	13	LB	50	40	90	6.9	0.0
Philip Wheeler	GT	SR	13		46	43	89	6.8	6.0
Kenny Phillips	UM	JR	12		54	28	82	6.8	0.0
Moise Fokou	MD	JR	13	LB	48	35	83	6.4	2.0
Colin McCarthy	UM	SO	11	LB	38	30	68	6.2	2.0
Geno Hayes	FS	JR	13		51	29	80	6.2	5.0
Michael Hamlin	CU	JR	13		53	27	80	6.2	0.0
Brandon Flowers	VT	JR	14	CB	56	30	86	6.1	0.0
Chris Long	VA	SR	13	DE	36	43	79	6.1	14.0
Chris Clemons	CU	JR	13		46	32	78	6.0	0.0
Gary Guyton	GT	SR	13		42	36	78	6.0	5.0
Clint Sintim	VA	JR	13	LB	44	33	77	5.9	9.0

TACKLES FOR LOSS	Team	Cl	G	Pos	Solo	Ast	Yds	Total	Avg/G
Chris Long	VA	SR	13	DE	17	4	132	19.0	1.46
Geno Hayes	FS	JR	13		15	5	51	17.5	1.35
Hilee Taylor	NC	SR	12	DE	14	4	96	16.0	1.33
Willie Young	ST	SO	12	DL	14	2	66	15.0	1.25
Phillip Merling	CU	JR	13		15	2	79	16.0	1.23

INTERCEPTIONS	Team	Cl	G	Int	Yds	TD	Long	Int/G
Alphonso Smith	WF	JR	13	8	166	3	100	0.62
Jamie Silva	BC	SR	14	8	147	1	65	0.57
Patrick Robinson	FS	SO	12	6	87	0	32	0.50
DeJuan Tribble	BC	SR	11	4	42	0	29	0.36
Brandon Flowers	VT	JR	14	5	93	1	49	0.36
Victor Harris	VT	JR	14	5	61	1	44	0.36
Aaron Curry	WF	JR	13	4	226	3	84	0.31
Kevin Barnes	MD	JR	13					

2007 FINAL TEAM RANKINGS

TOTAL OFFENSE	G	Rush	Pass	Plays	Yards	Avg/P	TD	Yds/G
Boston College	14	1416	4535	1081	5951	5.5	48	425.1
Clemson	13	2095	3147	963	5242	5.4	48	403.2
Georgia Tech	13	2591	2413	911	5004	5.5	38	384.9
Florida State	13	1657	3143	912	4800	5.3	27	369.2
Maryland	13	1787	2644	878	4431	5.0	37	340.8
Wake Forest	13	1862	2563	942	4425	4.7	34	340.4
NC State	12	1071	2948	857	4019	4.7	26	334.9
Virginia Tech	14	1871	2756	939	4627	4.9	39	330.5
Virginia	13	1763	2532	918	4295	4.7	36	330.4
North Carolina	12	1190	2714	770	3904	5.1	26	325.3
Miami	12	1747	2034	779	3781	4.9	29	315.1
Duke	12	768	2485	759	3253	4.3	27	271.1

RUSHING OFFENSE	G	Att	Yds	Avg	TD	Yds/G
Georgia Tech	13	548	2591	4.7	28	199.3
Clemson	13	508	2095	4.1	18	161.2
Miami	12	478	1747	3.7	13	145.6
Wake Forest	13	550	1862	3.4	21	143.2
Maryland	13	532	1787	3.4	28	137.5
Virginia	13	490	1763	3.6	22	135.6
Virginia Tech	14	560	1871	3.3	22	133.6
Florida State	13	446	1657	3.7	12	127.5
Boston College	14	422	1416	3.4	17	101.1
North Carolina	12	402	1190	3.0	11	99.2
NC State	12	355	1071	3.0	12	89.2
Duke	12	376	768	2.0	6	64.0

PASS OFFENSE	G	Att	Cmp	Int	Pct.	Yds	Avg	TD	Yds/G
Boston College	14	659	390	19	59.2	4535	6.9	31	323.9
NC State	12	502	281	23	56.0	2948	5.9	14	245.7
Clemson	13	455	295	6	64.8	3147	6.9	30	242.1
Florida State	13	466	256	10	54.9	3143	6.7	15	241.8
North Carolina	12	368	220	19	59.8	2714	7.4	15	226.2
Duke	12	383	210	10	54.8	2485	6.5	21	207.1
Maryland	13	346	223	11	64.5	2644	7.6	9	203.4
Wake Forest	13	392	279	16	71.2	2563	6.5	13	197.2
Virginia Tech	14	379	219	10	57.8	2756	7.3	17	196.9
Virginia	13	428	250	10	58.4	2532	5.9	14	194.8
Georgia Tech	13	363	179	12	49.3	2413	6.6	10	185.6
Miami	12	301	161	20	53.5	2034	6.8	16	169.5

SCORING OFFENSE	G	TD	XP	2XP	DXP	FG	Saf	Pts	Avg
Clemson	13	51	50	1	1	22	2	430	33.1
Virginia Tech	14	48	45	1	1	21	1	402	28.7
Boston College	14	52	46	1	0	12	0	396	28.3
Wake Forest	13	44	44	0	0	18	0	362	27.8
Georgia Tech	13	39	38	0	0	23	0	341	26.2
Virginia	13	38	35	0	0	16	3	317	24.4
Maryland	13	37	36	1	0	17	1	313	24.1
Florida State	13	32	28	0	0	27	1	303	23.3
North Carolina	12	29	21	1	0	19	0	254	21.2
NC State	12	29	25	1	0	16	0	249	20.8
Miami	12	30	28	0	0	13	0	247	20.6
Duke	12	29	20	4	0	3	2	215	17.9

PASS EFFICIENCY	G	Att	Cmp	Pct	Int	Yds	TD	Effic
Clemson	13	455	295	.648	6	3147	30	142.1
Maryland	13	346	223	.645	11	2644	9	130.9
Wake Forest	13	392	279	.712	16	2563	13	128.9
Virginia Tech	14	379	219	.578	10	2756	17	128.4
Boston College	14	659	390	.592	19	4535	31	126.7
North Carolina	12	368	220	.598	19	2714	15	124.9
Duke	12	383	210	.548	10	2485	21	122.2
Florida State	13	466	256	.549	10	3143	15	117.9
Miami	12	301	161	.535	20	2034	16	114.5
Virginia	13	428	250	.584	10	2532	14	114.2
Georgia Tech	13	363	179	.493	12	2413	10	107.6
NC State	12	502	281	.560	23	2948	14	105.3

TURNOVER MARGIN	G	-----Gained-----			-----Lost-----			Mar	Per/G
		Fum	Int	Tot	Fum	Int	Tot		
Clemson	13	9	16	25	6	6	12	+13	1.00
Virginia Tech	14	9	22	31	10	10	20	+11	0.79
Wake Forest	13	16	19	35	10	16	26	+9	0.69
Maryland	13	12	13	25	6	11	17	+8	0.62
Florida State	13	11	17	28	12	10	22	+6	0.46
Boston College	14	8	25	33	8	19	27	+6	0.43
Virginia	13	11	11	22	10	10	20	+2	0.15
Duke	12	7	11	18	11	10	21	-3	-0.25
Georgia Tech	13	15	5	20	12	12	24	-4	-0.31
North Carolina	12	11	11	22	9	19	28	-6	-0.50
Miami	12	12	13	25	11	20	31	-6	-0.50
NC State	12	6	10	16	9	23	32	-16	-1.33

TOTAL DEFENSE	G	Rush	Pass	Plys	Yards	Avg	TD	Yds/G
Virginia Tech	14	1213	2944	960	4157	4.3	24	296.9
Clemson	13	1538	2450	877	3988	4.5	25	306.8
Boston College	14	1057	3554	1010	4611	4.6	29	329.4
Georgia Tech	13	1488	2807	861	4295	5.0	31	330.4
Virginia	13	1390	2932	924	4322	4.7	27	332.5
Wake Forest	13	1422	3003	955	4425	4.6	33	340.4
Miami	12	1605	2546	814	4151	5.1	32	345.9
North Carolina	12	1710	2487	846	4197	5.0	32	349.8
Maryland	13	1915	2739	885	4654	5.3	31	358.0
Florida State	13	1516	3190	918	4706	5.1	35	362.0
NC State	12	2237	2490	916	4727	5.2	32	393.9
Duke	12	2163	2929	880	5092	5.8	45	424.3

RUSHING DEFENSE	G	Rushes	Yards	Avg.	TD	Yds/G
Boston College	14	436	1057	2.4	8	75.5
Virginia Tech	14	442	1213	2.7	14	86.6
Virginia	13	472	1390	2.9	9	106.9
Wake Forest	13	446	1422	3.2	13	109.4
Georgia Tech	13	472	1488	3.2	19	114.5
Florida State	13	454	1516	3.3	11	116.6
Clemson	13	452	1538	3.4	13	118.3
Miami	12	469	1605	3.4	17	133.8
North Carolina	12	492	1710	3.5	16	142.5
Maryland	13	470	1915	4.1	17	147.3
Duke	12	504	2163	4.3	24	180.2
NC State	12	517	2237	4.3	18	186.4

PASS DEFENSE	G	Att	Cmp	Int	Pct.	Yds	Avg	TD	Yds/G
Clemson	13	425	247	16	58.1	2450	5.8	12	188.5
North Carolina	12	354	221	11	62.4	2487	7.0	16	207.2
NC State	12	399	218	10	54.6	2490	6.2	14	207.5
Virginia Tech	14	518	277	22	53.5	2944	5.7	10	210.3
Maryland	13	415	249	13	60.0	2739	6.6	14	210.7
Miami	12	345	196	13	56.8	2546	7.4	15	212.2
Georgia Tech	13	389	219	5	56.3	2807	7.2	12	215.9
Virginia	13	452	263	11	58.2	2932	6.5	18	225.5
Wake Forest	13	509	272	19	53.4	3003	5.9	20	231.0
Duke	12	376	242	11	64.4	2929	7.8	21	244.1
Florida State	13	464	264	17	56.9	3190	6.9	24	245.4
Boston College	14	574	332	25	57.8	3554	6.2	21	253.9

SCORING DEFENSE	G	TD	XP	2XP	DXP	FG	Saf	Pts	Avg
Virginia Tech	14	27	23	1	0	12	1	225	16.1
Clemson	13	29	25	0	0	14	1	243	18.7
Virginia	13	27	24	1	0	22	1	256	19.7
Boston College	14	35	33	2	1	12	0	285	20.4
Georgia Tech	13	33	29	1	0	14	0	271	20.8
Maryland	13	34	32	0	0	14	1	280	21.5
Wake Forest	13	35	31	2	0	14	1	289	22.2
Florida State	13	38	33	1	0	11	1	298	22.9
North Carolina	12	34	33	0	0	19	0	294	24.5
Miami	12	35	33	0	0	23	0	312	26.0
NC State	12	37	35	0	1	26	1	339	28.2
Duke	12	48	42	2	0	20	2	398	33.2

PASS DEF EFFICIENCY	G	Att	Cmp	Int	Pct.	Yds	TD	Effic
Virginia Tech	14	518	277	22	53.5	2944	10	99.1
Clemson	13	425	247	16	58.1	2450	12	108.3
Wake Forest	13	509	272	19	53.4	3003	20	108.5
Boston College	14	574	332	25	57.8	3554	21	113.2
NC State	12	399	218	10	54.6	2490	14	113.6
Maryland	13	415	249	13	60.0	2739	14	120.3
Virginia	13	452	263	11	58.2	2932	18	120.9
Florida State	13	464	264	17	56.9	3190	24	124.4
Georgia Tech	13	389	219	5	56.3	2807	12	124.5
Miami	12	345	196	13	56.8	2546	15	125.6
North Carolina	12	354	221	11	62.4	2487	16	130.1
Duke	12	376	242	11	64.4	2929	21	142.4

PUNT RETURN AVG	G	Ret	Yds	TD	Avg	SACKS BY			
						G	Sacks	Yards	
Virginia Tech	14	42	659	3	15.7	Georgia Tech	13	47	302
NC State	12	27	357	1	13.2	Virginia Tech	14	47	308
Florida State	13	33	359	0	10.9	Virginia	13	43	291
Wake Forest	13	34	355	1	10.4	North Carolina	12	34	232
Georgia Tech	13	44	436	0	9.9	Boston College	14	34	

FOOTBALL GRANTS-IN-AID

FOUR ALL-AMERICANS HIGHLIGHT 2008 CLASS

Three of the top five players in the state of Virginia, and 14 of the top 25, highlight a football recruiting class composed of 31 student-athletes who signed letters-of-intent with Virginia Tech in February.

"I congratulate my staff. I think they've done a great job of evaluating and recruiting not only talented kids, but good character kids ... players who overall put a priority on academics," head coach Frank Beamer said. "I think this class will turn out to be a really good class. These are all student-athletes we feel good about and we're happy with our success in the state. But then you have to look at the players we were able to attract from out of state. I think that group is the most talented group, outside of the state we've ever had."

After signing 19 players combined from the Commonwealth over the past two years, the Hokies inked 21 high school players from Virginia this year, including 14 of the top 25 prospects according to *The Roanoke Times*. Highlighting this year's in-state group are three talented players — Dyrell Roberts (#3 by *Roanoke Times*), Ryan Williams (#4 by *Roanoke*

Times) and Winston Painter (#5 by *Roanoke Times*) — who all earned SuperPrep All-America honors.

Roberts, who is projected as a wide receiver, is ranked the No. 27 athlete in the country by Rivals.com. The Windsor native became just the fourth running back in Bay Rivers or Peninsula District history to eclipse the 2,000-yard mark (2,236 yards) in the regular season. Williams, from Manassas, is rated the No. 26 overall player by ESPN.com, the No. 3 running back in the country by Rivals.com and was selected to play in the U.S. Army All-American Bowl. Painter, from Norfolk, is rated the No. 4 offensive guard in the country by *SuperPrep*.

Ten players from out-of-state signed with Tech, highlighted by five highly rated prospects from North Carolina. Nick Becton (Wilmington) is rated the No. 26 offensive tackle in the country by ESPN.com, while Michael Via (McLeansville) is ranked the No. 31 offensive guard in the country by Rivals.com. Eddie Whitley (Matthews) is rated the No. 16 cornerback in the country by ESPN.com, while Fayetteville's Lorenzo

VIRGINIA TECH'S 2008 FOOTBALL RECRUITING CLASS

Name	Position	Ht.	Wt.	Last School	Hometown
Ben Barber	Athlete	5-10	190	Edison	Alexandria, Va.
Nick Becton	Off/Def Tackle	6-7	280	New Hanover	Wilmington, N.C.
Xavier Boyce	Athlete	6-4	210	Landstown	Virginia Beach, Va.
Jarrett Boykin	Wide Receiver	6-2	195	Butler	Matthews, N.C.
Joseph Clayton	Quarterback	6-2	210	Hermitage	Richmond, Va.
D.J. Coles	Wide Receiver	6-3	205	Goochland	Maidens, Va.
Marcus Davis	Quarterback	6-4	215	Ocean Lakes	Virginia Beach, Va.
Randall Dunn	Wide Receiver	6-3	212	Ocean Lakes	Virginia Beach, Va.
Austin Fuller	Athlete	6-2	205	Richlands	Richlands, Va.
Lyndell Gibson	Linebacker	5-11	220	Salem	Virginia Beach, Va.
Jeron Gouveia	Rover	6-2	180	Stone Bridge	Ashburn, Va.
Tony Gregory	Running Back	6-0	180	First Colonial	Virginia Beach, Va.
Isaiah Hamlette	Defensive End	6-4	240	Brooke Point	Stafford, Va.
Antoine Hopkins	Defensive Tackle	6-2	280	Highland Springs	Highland Springs, Va.
Jake Johnson	Linebacker	6-2	235	Stafford	Falmouth, Va.
Joe Jones	Defensive End	6-2	245	Green Run	Virginia Beach, Va.
Leon Mackey	Defensive End	6-4	275	Christiana/Hargrave	Wilmington, Del.
Eric Martin	Tight End	6-2	240	C.D. Hylton	Woodbridge, Va.
Derrick McCoy	Linebacker	6-3	215	Amherst County	Amherst, Va.
Quillie Odom	Linebacker	6-2	220	Osborn Park/Hargrave	Manassas, Va.
Vinston Painter	Offensive Tackle	6-5	300	Maury	Norfolk, Va.
Kendrick Pressley	Athlete	5-10	175	Sumter/Hargrave	Sumter, S.C.
Dyrell Roberts	Wide Receiver	6-2	190	Smithfield	Windsor, Va.
Peter Rose	Athlete	6-0	190	Amherst County	Amherst, Va.
Allen Stephens	Linebacker	6-1	235	Halifax County	South Boston, Va.
Bruce Taylor	Linebacker	6-2	238	Myrtle Beach	Myrtle Beach, S.C.
Dwight Tucker	Defensive Tackle	6-2	280	Oviedo	Oviedo, Fla.
Michael Via	Offensive Tackle	6-6	260	Northeast Guilford	McLeansville, N.C.
Eddie Whitley	Cornerback	6-1	180	Butler	Matthews, N.C.
Lorenzo Williams	Cornerback	6-2	205	Westover	Fayetteville, N.C.
Ryan Williams	Running Back	5-10	200	Stonewall Jackson	Manassas, Va.



Lane Stadium/Worsham Field

Williams is ranked the No. 11 safety in the country by the same outlet. Jarrett Boykin, from Matthews, rounds out the quintet and is ranked the No. 81 wide receiver in the country by ESPN.com.

Eleven other players from the state of Virginia are ranked in the top 25 in the state by *The Roanoke Times*. They are: Virginia Beach quarterback Marcus Davis (#9), Maidens wide receiver D.J. Coles (#11), Virginia Beach wide receiver Randall Dunn (#15), Amherst athlete Peter Rose (#16), Highland Springs defensive tackle Antoine Hopkins (#18), Stafford defensive end Isaiah Hamlette (#19), Amherst linebacker Derrick McCoy (#20), Virginia Beach linebacker Lyndell Gibson (#21), Ashburn rover Jeron Gouveia (#23) and Falmouth linebacker Jake Johnson (#24) and Richlands athlete Austin Fuller (#25).

The large in-state class also features seven others ranked in the top 38 by *The Roanoke Times*: Virginia Beach defensive end Joe Jones (#27), South Boston linebacker Allen Stephens (#28), Virginia Beach athlete Xavier Boyce (#29), Alexandria wide receiver Ben Barber (#30), Virginia Beach running back Tony Gregory (#31), Richmond quarterback Joseph Clayton (#33) and Woodbridge tight end Eric Martin (#38).

Virginia Tech has had a strong presence at Hargrave Military Academy over the years and picked up three more players from there this year. Leading the way is defensive end Leon Mackey, who is originally from Delaware. He is ranked the No. 25 defensive end in the country by *SuperPrep*. Also re-signing with the Hokies were linebacker Quillie Odom and athlete Kendrick Pressley, who signed with Tech last February. Odom, originally from Osbourn Park High, is ranked the No. 5 prep school player in the country by Rivals.com, while Pressley, from South Carolina, is ranked 26th.

The Tech staff put heavy emphasis on the receiver and linebacker positions, led by linebacker Bruce Taylor, from Myrtle Beach, S.C. He is ranked the No. 12 inside linebacker in the country by Rivals.com and earned All-America honors from *PrepStar*. Painter and Ryan Williams also earned All-America honors from *PrepStar*.

"Wide receiver had to be a priority for us," Beamer said. "We think we've got a couple of guys who could fit in there next year. And at linebacker, we lost some good players there and feel good about the group of linebackers that's coming in here."

The Hokies used commitments from athletes in five states to complete their class, grabbing one player from Delaware (Mackey), one from South Carolina (Taylor), five from North Carolina and one from Florida in defensive tackle Dwight Tucker. Tucker, from Oviedo, is ranked the No. 22 defensive end in the country by ESPN.com and the No. 45 defensive tackle in the country by Rivals.com. With his signing, it marks the 18th year since 1988 Tech has signed a player from Florida.

In total, 15 signees earned first-team all-state honors this past season, including 11 from Virginia's three classifications, three from North Carolina and Taylor from South Carolina.

2007 LETTERMEN AND 2008 RETURNING STARTERS

Total Lettermen: 65; Returning 40/Lost 25
(2007 starters in bold; starts in parentheses)

OFFENSE

Returning: 21	Pos.	Lost: 10
Zach Lockett	SE	Josh Morgan (11)
Michael Reid		Justin Harper (7)
Brandon Dillard	FL	Eddie Royal (12)
		Josh Hyman (3)
		Matt Finnegan
Sam Wheeler (9)	TE	
Greg Boone (7)		
Andre Smith (2)		
Kenny Lewis, Jr. (2)	TB	Branden Ore (13)
Jahre Cheeseman		
Dustin Pickle		
Devin Perez	FB	Carlton Weatherford (5)
Kenny Younger		Billy Gorham
Sean Glennon (9)	QB	
Tyrod Taylor (5)		
Cory Holt		
Ed Wang (8)	OT	Duane Brown (14)
Sergio Render (13)	OG	
Nick Marshman (14)*		
Richard Graham (6)		
Brandon Holland (1)		
Ryan Shuman (12)	C	Matt Welsh
Beau Warren (2)		

*Marshman started the first six games at OT, then started the last eight at OG

DEFENSE

Returning: 18	Pos.	Lost: 10
Orion Martin (14)	DE	Chris Ellis (14)
Jason Worilds		
Nekos Brown		
Demetrius Taylor		
Cordarrow Thompson	DT	Carlton Powell (13)
John Graves		Barry Booker (14)
		Kory Robertson (1)
Brett Warren (4)	ILB	Vince Hall (10)
Jonas Houseright		Xavier Adibi (14)
Purnell Sturdivant		Andrew Bowman
Cam Martin (13)	OLB	Corey Gordon
Cody Grimm (1)		
Kam Chancellor (14)	ROV	
Dorian Porch		
Matt Reidy		
Victor Harris (14)	CB	Brandon Flowers (14)
Rashad Carmichael		
Stephen Virgil		
Davon Morgan	FS	D.J. Parker (14)

SPECIALISTS

Returning: 1	Pos.	Lost: 5
Brent Bowden (14)	P	
	KO	Jared Develli (8)
		Jud Dunlevy (6)
	PK	Jud Dunlevy (14)
	DS	Bart McMillin (14)
	SS	Scott King (14)
	H	Grant Throckmorton (14)

hokiesports.com

SERIES VS. 2008 OPPONENTS

EAST CAROLINA

Tech leads 9-4-0

1956	nW6	37-	2
1987	hL	23-	32
1988	hW	27-	16
1989	aL	10-	14
1990	aW	24-	23
1991	hL	17-	24
1992	aL	27-	30
1993	hW	31-	12
1994	aW	27-	20
1996	hW	35-	14
1998	hW	38-	3
2000	aW	45-	28
2007	hW	17-	7

FURMAN

Tech leads 4-0-0

1939	hW	20-	7
1940	hW	38-	21
1942	aW	7-	6
1947	hW	20-	6

GEORGIA TECH

Tech leads 3-2-0

1990	aL	3-	6
2004	aW	34-	20
2005	hW	51-	7
2006	hL	27-	38
2007	aW	27-	3

NORTH CAROLINA

Tech leads 16-9-6

1895	nL9	5-	32
1896	nT10	0-	0
1897	nW10	4-	0
1898	nL5	6-	28
1900	aT	0-	0
1902	nT1	0-	0
1903	nW4	21-	0
1904	hL	0-	6
1905	nW2	35-	6
1906	nT2	0-	0
1907	nW2	20-	6
1908	nW2	10-	0
1909	nW2	15-	0
1910	nW2	20-	0
1911	nT2	0-	0
1912	nW19	26-	0
1913	nW5	14-	7
1916	nW1	14-	7
1918	aW	18-	7
1928	aW	16-	14
1929	aL	13-	38
1930	hL	21-	39
1938	aL	0-	7
1939	nL4	6-	13

1945	nL1	0-	14
1946	aT	14-	14
1998	nL25	3-	42
2004	aW	27-	24
2005	hW	30-	3
2006	aW	35-	10
2007	hW	17-	10

NEBRASKA

Nebraska leads 1-0-0

1996	nL29	21-	41
------	------	-----	----

WESTERN KENTUCKY

First Meeting

BOSTON COLLEGE

Tech leads 10-5-0

1993	aL	34-	48
1994	aW	12-	7
1995	hL	14-	20
1996	aW	45-	7
1997	hW	17-	7
1998	aW	17-	0
1999	hW	38-	14
2000	aW	48-	34
2001	hW	34-	20
2002	aW	28-	23
2003	hL	27-	34
2005	hW	30-	10
2006	aL	3-	22
2007	hL	10-	14
2007	nW25	30-	16

FLORIDA STATE

FSU leads 21-11-1

1955	aW	24-	20
1956	aW	20-	7
1957	aL	7-	20
1958	aL	0-	28
1959	hL	6-	7
1961	hW	10-	7
1962	aL	7-	20
1963	aW	31-	23
1964	hW	20-	11
1965	aL	6-	7
1966	hW	23-	21
1967	aL	15-	38
1968	aW	40-	22
1969	hT	10-	10
1970	aL	8-	34
1971	hL	3-	17
1972	aL	15-	27
1973	hW	36-	13
1974	aW	56-	21
1975	hW	13-	10
1976	aL	21-	28

1977	hL	21-	23
1978	aL	14-	24
1979	hL	10-	17
1980	aL	7-	31
1988	aL	14-	41
1989	hL	7-	41
1990	aL	28-	39
1991	nL20	20-	33
2000	nL28	29-	46
2002	nL	17-	30
2005	nL25	22-	27
2007	hW	40-	21

MARYLAND

Maryland leads 15-13-0

1919	aW	6-	0
1920	hL	0-	7
1921	nL18	7-	10
1922	hW	21-	0
1923	nW18	16-	7
1924	nW18	12-	0
1925	nW18	3-	0
1926	nW4	24-	8
1927	nL4	7-	13
1928	nW4	9-	6
1929	nL4	0-	24
1930	nL4	7-	13
1931	hL	0-	20
1932	aW	23-	0
1933	nW4	14-	0
1934	nL4	9-	14
1935	aL	0-	7
1936	nL1	0-	6
1945	hW	21-	13
1946	aL	0-	6
1947	hL	19-	21
1948	nL18	0-	28
1949	hL	7-	34
1950	aL	7-	63
1990	aL	13-	20
1993	hW	55-	28
2004	hW	55-	6
2005	aW	28-	9

MIAMI

Miami leads 16-9-0

1953	aL	0-	26
1966	nL26	7-	14
1967	hL	7-	14
1968	aL	8-	13
1974	aL	7-	14
1980	nL24	10-	20
1981	aL	14-	21
1982	hL	8-	14
1987	aL	13-	27
1992	hL	23-	43
1993	aL	2-	21

1994	aL	3-	24
1995	hW	13-	7
1996	aW	21-	7
1997	hW	27-	25
1998	aW (ot)	27-	20
1999	hW	43-	10
2000	aL	21-	41
2001	hL	24-	26
2002	aL	45-	56
2003	hW	31-	7
2004	aW	16-	10
2005	hL	7-	27
2006	aW	17-	10
2007	hW	44-	14

DUKE

Tech leads 8-7-0

1937	nL15	0-	25
1938	nL15	0-	18
1948	nL1	0-	7
1949	aL	7-	55
1950	nL5	6-	47
1951	nL4	6-	55
1969	nW4	48-	12
1981	aL	7-	14
1982	aW	22-	21
1983	hW	27-	14
1984	hW	27-	0
2004	hW	41-	17
2005	aW	45-	0
2006	hW	36-	0
2007	aW	43-	14

VIRGINIA

Tech leads 47-37-5

1895	aL	0-	38
1896	aL	0-	44
1899	aL	0-	28
1900	aL	5-	17
1901	hL	0-	16
1902	aL	0-	6
1903	nL2	0-	21
1904	nL2	0-	5
1905	aW	11-	0
1923	aW	6-	3
1924	hL	0-	6
1925	aL	0-	10
1926	hW	6-	0
1927	aL	0-	7
1928	hW	20-	0
1929	aW	32-	12
1930	hW	34-	13
1931	aT	0-	0
1932	hW	13-	0
1933	aT	6-	6
1934	hW	19-	6

1935	aT	0-	0
1936	hW	7-	6
1937	aW	14-	7
1938	hL	6-	14
1939	aW	13-	0
1940	nW4	6-	0
1941	nL4	0-	34
1942	nW4	20-	14
1945	nL1	13-	31
1946	nT1	21-	21
1947	nL1	7-	41
1948	nL1	0-	28
1949	nL1	0-	26
1950	nL1	6-	45
1951	nL1	0-	33
1952	nL1	0-	42
1953	aW	20-	6
1954	nW1	6-	0
1955	nW1	17-	13
1956	nW1	14-	7
1957	nL2	7-	38
1958	nW1	22-	13
1959	nW2	40-	14
1960	nW1	40-	6
1961	nW1	20-	0
1962	nW1	20-	15
1963	nW1	10-	0
1964	aL	17-	20
1965	hW	22-	14
1966	aW	24-	7
1970	hL	0-	7
1971	aW	6-	0
1972	aL	20-	24
1973	hW	27-	15
1974	aL	27-	28
1975	hW	24-	17
1976	aW	14-	10
1977	hT	14-	14
1978	aL	7-	17
1979	aL	18-	20
1980	hW	30-	0
1981	aW	20-	3
1982	hW	21-	14
1983	aW	48-	0
1984	hL	23-	26
1985	aW	28-	10
1986	hW	42-	10
1987	aL	13-	14
1988	hL	10-	16
1989	aL	25-	32
1990	hW	38-	13
1991	aL	0-	38-
1992	hL	38-	41
1993	aW	20-	17
1994	hL	23-	42
1995	aW	36-	29
1996	hW	26-	9
1997	aL	20-	34
1998	hL	32-	36
1999	aW	31-	7
2000	hW	42-	21
2001	aW	31-	17
2002	hW	21-	9
2003	aL	21-	35
2004	hW	24-	10
2005	aW	52-	14
2006	hW	17-	0
2007	aW	33-	21

NEUTRAL SITES

- | | | | |
|------------------------|------------------------|------------------------|------------------------|
| 1. Roanoke | 9. Charlotte, N.C. | 16. Charleston, W. Va. | 23. Baltimore, Md. |
| 2. Richmond | 10. Danville | 17. Louisville, Ky. | 24. Atlanta, Ga. |
| 3. Lynchburg | 11. Knoxville, Tenn. | 18. Washington, D.C. | 25. Jacksonville, Fla. |
| 4. Norfolk | 12. Columbia, S.C. | 19. Raleigh, N.C. | 26. Memphis, Tenn. |
| 5. Winston-Salem, N.C. | 13. Huntington, W. Va. | 20. Orlando, Fla. | 27. El Paso, Texas |
| 6. Bluefield, W. Va. | 14. Birmingham, Ala. | 21. Portsmouth | 28. New Orleans, La. |
| 7. Bedford | 15. Greensboro, N.C. | 22. Alexandria | 29. Miami, Fla. |
| 8. Staunton | | | |

VIRGINIA TECH COACHES



Frank Beamer
Head Coach



Billy Hite
Associate Head Coach
and Running Backs Coach



Bryan Stinespring
Offensive Coordinator
and Tight Ends Coach



Bud Foster
Defensive Coordinator
and Inside Linebackers Coach



Curt Newsome
Offensive Line Coach



Kevin Sherman
Wide Receivers Coach



Jim Cavanaugh
Recruiting Coordinator
and Strong Safety and
Outside Linebackers Coach



Mike O'Cain
Quarterbacks Coach



Torrian Gray
Defensive Backfield
Coach



Charley Wiles
Defensive Line Coach



Zac Lowe
Graduate Assistant
Coach



Anthony Midget
Graduate Assistant
Coach



Jamel Smith
Graduate Assistant

FOOTBALL SUPPORT STAFF



John Ballein
Associate A.D. for
Football Operations



Gunnar Brolinson, D.O.
Team Physician



Diana Clark
Secretary to
Coach Beamer



Jarrett Ferguson
Coordinator of
Strength & Conditioning



Bruce Garnes
Football Operations
Assistant



Mike Gentry
Assistant A.D. for
Athletic Performance



Mike Goforth
Director of
Athletic Training



Kevin Hicks
Director of
Broadcasting



Chad Hyatt
Athletic Trainer



Lester Karlin
Equipment
Manager



Lisa Marie
Football Program
Support Technician



Keith Short
Coordinator of
Strength & Conditioning



Kristie Verniel
Football Program
Support Technician

2008 HOKIE SENIORS



65 **JACOB GARDNER**
DE • Wytheville, Va.



7 **SEAN GLENNON**
QB • Centreville, Va.



1 **VICTOR HARRIS**
CB • Highland Springs, Va.



12 **CORY HOLT**
SE • Lexington, N.C.



89 **JONAS HOUSERIGHT**
LB • Gate City, N.C.



DUSTIN KEYS
PK • Stafford, Va.



67 **NICK MARSHMAN**
OG • Harrisonburg, Va.



90 **ORION MARTIN**
DE • Martinsville, Va.



46 **DYLAN MCGREEVY**
LB • Front Royal, Va.



44 **DEVIN PEREZ**
FB • Sparta, N.J.



35 **DUSTIN PICKLE**
TB • Salem, Va.



37 **MIKE REID**
FL • Martinsville, Va.



23 **MATT REIDY**
ROV • Gaithersburg, Md.



58 **RYAN SHUMAN**
C • Fork Union, Va.



45 **PURNELL STURDIVANT**
LB • Norfolk, Va.



33 **BRETT WARREN**
LB • Clifton, Va.