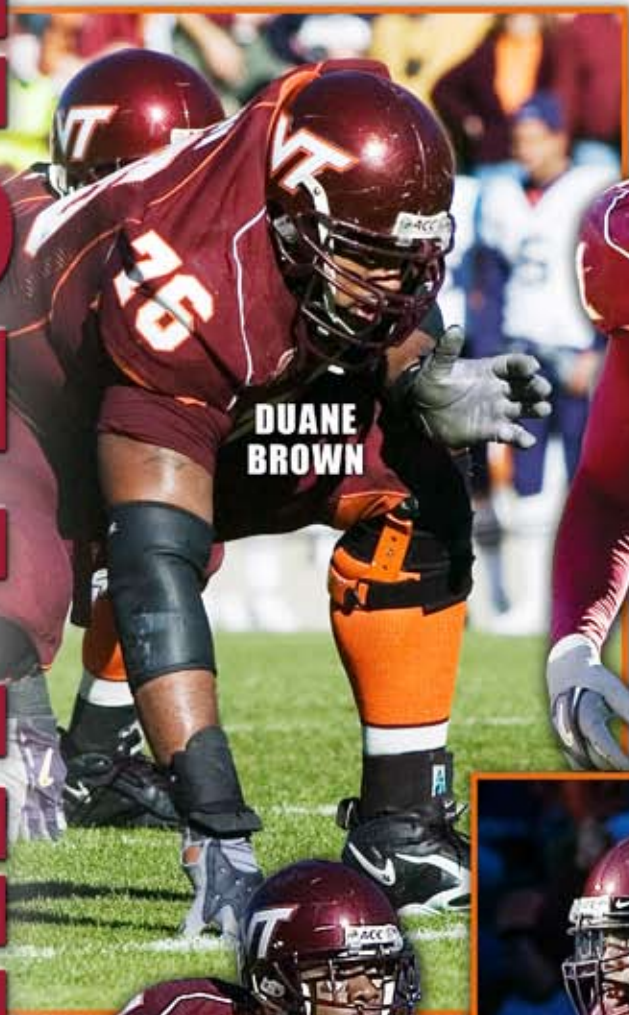




MR. CINA TECH



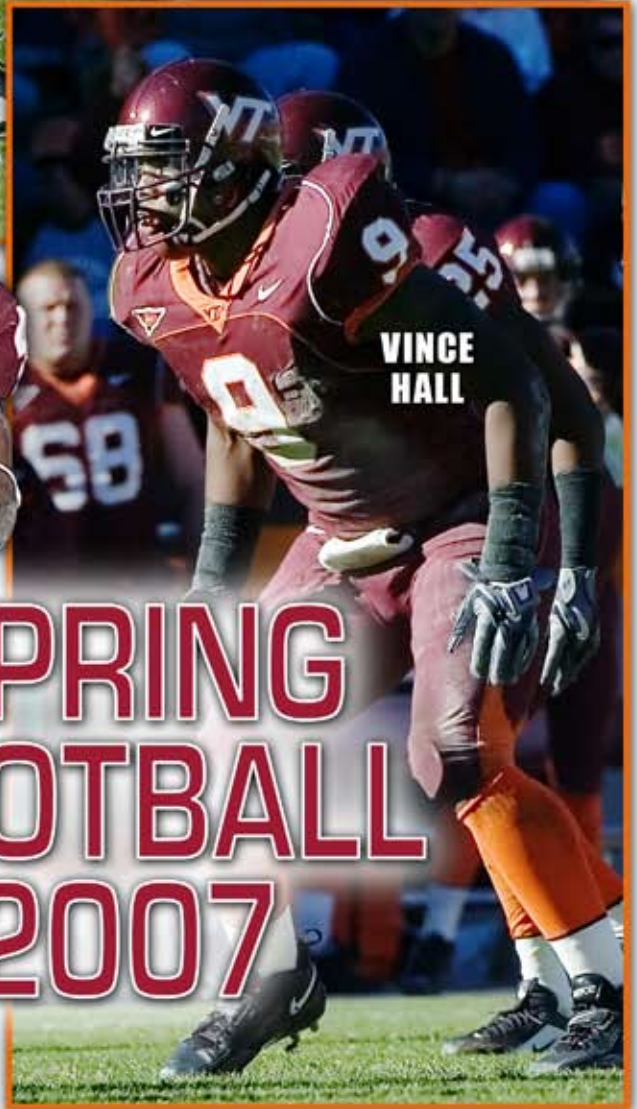
DUANE BROWN



XAVIER ADIBI



EDDIE ROYAL



VINCE HALL

SPRING FOOTBALL 2007





Coming off three straight seasons with at least 10 wins, 14 consecutive bowl games and many huge victories, the Virginia Tech football program continues to excel and aspires toward even greater heights



VIRGINIA TECH

Spring Football 2007



2007 Schedule

Day	Date	Opponent	Location	TV
Sat.	Sept. 1	EAST CAROLINA	Blacksburg, Va.	
Sat.	Sept. 8	at LSU	Baton Rouge, La.	
Sat.	Sept. 15	OHIO	Blacksburg, Va.	
Sat.	Sept. 22	WILLIAM & MARY	Blacksburg, Va.	
Sat.	Sept. 29	NORTH CAROLINA*	Blacksburg, Va.	
Sat.	Oct. 6	at Clemson*	Clemson, S.C.	
Sat.	Oct. 13	at Duke*	Durham, N.C.	
Thurs.	Oct. 25	BOSTON COLLEGE*	Blacksburg, Va.	ESPN
Thurs.	Nov. 1	at Georgia Tech*	Atlanta, Ga.	ESPN
Sat.	Nov. 10	FLORIDA STATE*	Blacksburg, Va.	
Sat.	Nov. 17	MIAMI*	Blacksburg, Va.	
Sat.	Nov. 24	at Virginia*	Charlottesville, Va.	
Sat.	Dec. 1	ACC Championship	TBA	

*ACC game
Times & TV to be announced.

Media Information

ITINERARY: Spring practice is scheduled to run from March 28 through April 21. The annual Spring Game is scheduled for Saturday, April 21, at Lane Stadium/Worsham Field, beginning at 2 p.m. Media accommodations for the game are in the fifth level press box on the west side of the stadium.

PRACTICE COVERAGE: Media representatives are welcome to cover Tech football practice, but they must notify the Virginia Tech Sports Information Office in advance for proper clearance. All practices, except for the Spring Game, are closed to the general public. The Hokies will work out at the football practice fields behind the Merryman Center, or in the event of inclement weather, in Rector Field House. Scrimmages are scheduled to be held at Lane Stadium/Worsham Field. Dates and times, listed on this page, are subject to change. Please note that the schedule does not include meeting and conditioning assignments.

INTERVIEWS: Interviews with coaches, players and staff are arranged through the Virginia Tech Sports Information Office (540) 231-6726. Player interviews are not allowed during practice.

PHOTOGRAPHERS: Cameramen and photographers may shoot only from the sidelines at practice. Please refrain from edging onto the playing field to avoid any injury to players and/or photographers.

2007 Spring Practice Schedule

SUNDAY March 25	MONDAY March 26	TUESDAY March 27	WEDNESDAY March 28 PRACTICE 1 5:00-7:00 p.m.	THURSDAY March 29	FRIDAY March 30 PRACTICE 2 5:00-7:00 p.m.	SATURDAY March 31 PRACTICE 3 10 a.m.-noon
April 1	April 2 PRACTICE 4 5:00-7:00 p.m.	April 3	April 4 PRACTICE 5 5:00-7:00 p.m.	April 5	April 6 PRACTICE 6 5:00-7:00 p.m.	April 7 PRACTICE 7 10 a.m.-noon
April 8	April 9 PRACTICE 8 5:00-7:00 p.m.	April 10	April 11 PRACTICE 9 5:00-7:00 p.m.	April 12	April 13 PRACTICE 10 5:00-7:00 p.m.	April 14 PRACTICE 11 Noon-2 p.m.
April 15	April 16 PRACTICE 12 5:00-7:00 p.m.	April 17	April 18 PRACTICE 13 5:00-7:00 p.m.	April 19	April 20 PRACTICE 14 5:00-7:00 p.m.	April 21 PRACTICE 15 2 p.m. SPRING GAME


2007 Spring Outlook

Virginia Tech Quick Facts

Location: Blacksburg, Va.
Enrollment: 28,000
President: Charles W. Steger
Director of Athletics:
 Jim Weaver
Head Football Coach:
 Frank Beamer (VT '69)
Hokies' 2006 Record:
 10-3 overall; 6-2 ACC
Beamer's Overall Record:
 198-105-4 (26 years)
Beamer's Record at Tech:
 156-82-2 (20 years)
Faculty Chairman of Athletics:
 Dr. Larry Killough
Conference:
 Atlantic Coast Conference
Nickname: Hokies
Colors: Chicago maroon
 and burnt orange
Media Relations:
 Dave Smith (540) 231-6726
Sports Information Fax:
 (540) 231-6984
Tech Athletics on the Internet:
www.hokiesports.com



Brandon Flowers



Brandon Ore

PRE-SPRING DEPTH CHART

as of March 26

Offense (Multiple)

SE	2	Josh Morgan (6-1, 219, Sr.)
	81	Justin Harper (6-4, 204, Sr.)
TE	83	Sam Wheeler (6-3, 253, r-So.)
	8	Greg Boone (6-3, 281, r-So.)
LT	76	Duane Brown (6-5, 290, r-Sr.)
	64	Richard Graham (6-6, 286, r-So.)
LG	67	Nick Marshman (6-5, 351, r-Jr.)
	66	Brandon Holland (6-4, 325, So.)
C	58	Ryan Shuman (6-3, 318, r-Jr.)
	89	Beau Warren (6-3, 275, r-Fr.)
RG	70	Sergio Render (6-3, 320, So.)
		<i>Will be held out of contact (knee surgery)</i>
	66	Brandon Holland (6-4, 325, So.)
RT	85	Ed Wang (6-5, 268, r-Jr.) OR
	71	Aaron Brown (6-6, 300, r-Fr.) OR
	64	Richard Graham (6-6, 286, r-So.)
TB	28	Brandon Ore (5-11, 202, r-So.)
	20	Kenny Lewis, Jr. (5-9, 195, Fr.)
FB	39	Carlton Weatherford (5-10, 230, r-Jr.)
	42	Kenny Jefferson (5-9, 222, r-So.)
QB	7	Sean Glennon (6-4, 221, r-Jr.)
	12	Cory Holt (6-4, 227, r-Jr.)
FL	4	Eddie Royal (5-10, 181, Jr.)
	19	Josh Hyman (5-11, 192, r-Sr.)

Defense (4-3)

DE	49	Chris Ellis (6-5, 260, r-Sr.)
		<i>Will not participate in spring (shoulder surgery)</i>
	90	Orion Martin (6-2, 250, r-Jr.)
DT	99	Carlton Powell (6-2, 294, r-Sr.)
	75	Kory Robertson (6-2, 339, r-Sr.)
DT	59	Barry Booker (6-4, 280, r-Sr.)
	95	Cordarrow Thompson (6-2, 334, r-So.) OR
	91	John Graves (6-3, 257, r-Fr.)
DE	47	Necos Brown (6-2, 236, So.) OR
	43	Jason Adjepong (6-1, 245, r-Fr.) OR
	90	Orion Martin (6-2, 250, r-Jr.)
ILB	9	Vince Hall (6-0, 240, r-Sr.)
	33	Brett Warren (6-0, 227, r-Jr.)
ILB	11	Xavier Adibi (6-2, 221, r-Sr.)
	52	Jonas Houseright (6-0, 205, r-Jr.) OR
	45	Purnell Sturdivant (5-10, 216, r-So.)
OLB	13	Corey Gordon (6-2, 226, r-Jr.)
	26	Cody Grimm (5-11, 203, r-So.)
ROV	24	Dorian Porch (5-11, 203, r-So.)
	17	Kam Chancellor (6-4, 217, So.)
BC	18	Brandon Flowers (5-10, 190, r-Jr.)
	22	Stephan Virgil (5-11, 185, So.)
FS	25	D.J. Parker (5-11, 194, Sr.)
	17	Mario Edwards (6-2, 200, r-Fr.)
FC	1	Victor "Macho" Harris (6-0, 200, Jr.)
	15	Roland Minor (6-0, 203, r-Sr.)

Specialists

P	97	Brent Bowden (6-2, 197, r-So.)
	14	Brian Saunders (6-0, 200, So.)
FG/PAT	92	Jud Dunlevy (5-9, 188, r-Sr.) OR
	98	Jared Develli (6-0, 230, Sr.)
Punt Snap	54	Bart McMillin (6-0, 225, r-Sr.)
		Jacob Gardner (6-0, 237, r-Fr.)
FG/PAT Snap	61	Scott King (6-1, 277, Sr.)
	54	Bart McMillin (6-0, 225, r-Sr.)
FG/PAT Hold	14	Grant Throckmorton (6-3, 213, r-Sr.)
	97	Brent Bowden (6-2, 197, r-So.)
KO	98	Jared Develli (6-0, 230, Sr.)
	92	Jud Dunlevy (5-9, 188, r-Sr.)
KR	4	Eddie Royal (5-10, 181, Sr.) AND
	2	Josh Morgan (6-1, 219, Sr.)
PR	4	Eddie Royal (5-10, 181, Sr.)
	2	Josh Morgan OR 1 Victor "Macho" Harris

Offensive Line

Headlines

- **Key losses:** Left tackle Brandon Frye, center Danny McGrath and left guard Brandon Gore
- **Key returnees:** *Left tackle Duane Brown and center Ryan Shuman* – Both guys are being moved to new positions (Brown from right tackle and Shuman from left guard), but both are dependable veterans who will be looked to as leaders.
- **Battle to watch:** *Right tackle* – With Brown moving to the left, the starting spot is up for grabs among redshirt freshman **Aaron Brown**, backup **Richard Graham** and converted tight end **Ed Wang**.
- **Breakout candidate:** *Left guard Nick Marshman* – The largest man on the roster heads into the spring as the starter, and could benefit from being back at his natural position after being shuffled around.

The Players

Left Tackle

DUANE BROWN (R-Sr.) – Is changing positions after starting for two years at right tackle ... Football is important to him, and he leads by example and practices very hard ... Coaches are excited about him leading the group, being the most valuable guy on the line and having a great season.

RICHARD GRAHAM (R-So.)

– Coaches feel good about him backing up Duane ... Has shown a lot of fight and gets after it ... Will also be in a battle for the right tackle position with Aaron Brown and Ed Wang.

Left Guard

NICK MARSHMAN (R-Jr.) – Is moving back inside where he is better suited ... Played tackle last year because of need ... Coaches felt he was the sixth-best lineman a year ago, and was a backup for each position.

ERIC DAVIS (R-So.) and MATT WELSH (R-Jr.)

– Will both get reps and a look inside at both guard spots ... Welsh will also get some looks as a backup center.



Ryan Shuman

BRANDON HOLLAND (So.) – Will rep with the first team this spring in Render's absence ... Coaches think he's athletic enough, and he will also compete

for the backup job at left guard.

Center

RYAN SHUMAN (R-Jr.)

– Is moving back to center after starting last year at left guard ... Coaches are comfortable with him there, as he's worked there in each of the last two springs ... Actually played a few snaps there in the bowl game ... Should be a vocal leader for the line.

BEAU WARREN (R-Fr.)

– A converted tight end who has gained 30 pounds since arriving on campus ... Coaches are excited to see what he can do ... Will be a big spring for him.

Right Guard

SERGIO RENDER (So.)

– A Freshman All-American who is recovering from knee surgery ... Will go through some drills, but will be held out of contact ... Coaches are very confident with him ... Has a great future and could be special.

Right Tackle

ED WANG (R-So.) – Began last season at tight end, but the move to tackle was in the works toward the end of the season ... Actually took as many snaps at tackle as he did at tight end leading up to the bowl game ... Has a lot of athletic ability, is working hard and is committed.

AARON BROWN (R-Fr.) – Needed to get bigger, faster and stronger, and is doing that ... It will be a huge spring for him to find out exactly where he is, but coaches think he's going in the right direction.

Other O-linemen

HIVERA GREEN (R-So.), CLARK CRUM (R-Fr.), BARRETT MEARS (R-Fr.) AND NICK KAMINSKI (R-Fr.) – Will all get quality reps and be given a thorough evaluation this spring.



Nick Marshman

Coach Newsome On the offensive line

"I'm really excited about this spring. We need to get better as an offensive line and we realize that. I think we have a great attitude going into the spring. Based on what Coach Gentry's been getting out of them, he's been very positive about their work habits up to this point. I'm excited about it. I think we're going to have good leadership from Duane. He just practices and works so hard. I think there's a want-to factor. They want to improve. I can't wait to get started. I'm excited about their attitude. We just need to get back to being the old Virginia Tech offensive line, being physical and getting after people up front."

Headlines

• **Key losses:** Flanker David Clowney

• **Key returnees:** *Flanker Eddie Royal and split end Josh Morgan* – Each had very similar receiving stats in 2006, but Royal was more consistent, gets his number called in the running game (16 career carries for a 7.1 average), and even tossed a touchdown pass to Sam Wheeler in the Chick-fil-A Bowl.

• **Battle to watch:** *Fifth receiver* – The four seniors (Royal, Morgan, Harper and Hyman) will get the bulk of the looks, but a void left by Clowney will need to be filled by either **Zach Luckett**, **Prince Parker**, or **Brandon Dillard**.

• **Breakout candidate:** *Tight end Andre Smith* – A redshirt freshman who coaches are really excited about and were tempted to play last year, but decided not to because of the inexperience they were already dealing with at the position.



Josh Morgan

Receivers & Tight Ends

The Players

Split End

JOSH MORGAN (Sr.) – A big, strong and athletic player who wants to be great ... Can do a lot of good things and was very productive last fall ... If he masters the little things and does more after the catch, he can produce the great season that coaches are expecting from him.

JUSTIN HARPER (Sr.) – A tall, rangy guy who has shown flashes but needs to be more consistent on every play ... Has a world of talent and the potential to be one of the better receivers around ... Needs to get better at blocking, making plays and being a physical presence ... Will play both flanker and split end.

ZACH LUCKETT (R-Fr.) – Coaches considered playing him last year, but he needs to get better at the mental part of the game ... Has all

the physical tools and is similar to Morgan in stature ... Just needs more reps and to catch a lot of footballs this spring and summer.

PRINCE PARKER (R-Fr.) – Very tall and athletic, but needs to improve his strength and foot speed, in addition to his route running and learning the playbook ... His height (6-6) could get him on the field in jump-ball situations, as he resembles former Georgia Tech WR Calvin Johnson in that manner.

Flanker

EDDIE ROYAL (Sr.) – His productivity and consistency made the coaches proud last year, in addition to his performance on



Josh Hyman

Coach Stinespring On the tight ends

“For the whole group in general, last year was a learning experience for them. The inexperience hurt us at times during the course of the year, but as they got a better understanding of the game, they became more of a factor for us – especially in the passing game. I think the tight end position is hopefully going to be reflective of our offense. I think this position should be, can be and will be, better than it was in the fall. I think that’s got to be the theme for our entire offense. I think that all of the guys who were inexperienced, or who were playing for the first time, will be better this year. The inexperience – and the learning that resulted from it – of a lot of guys who were forced to play last year is going to make us better across the board.”

Coach Sherman On the Wide Receivers

“I think they all bring something different to the table, but they do it at different times. They’ve got to be productive and consistent all the time. The young guys haven’t been in big games, so they need to learn from the older guys who have been on the big stage. I think all of the receivers have to be productive, but the word I will keep using is consistency. If we do that, we’ll have a good season. They all have to make plays when they’re called upon. Most of these guys are leaders by example with their effort and their play on the field. They give great effort and they play hard, and we want to continue that trend.”

special teams ... Has the ability to run reverses, and has become a better route runner ... Can be an explosive player if he keeps improving.

JOSH HYMAN (R-Sr.) –

Productivity dropped last year due to some nagging injuries ... A physical player who can make the tough catch ... Has been in big games and made big plays, but needs to take advantage of opportunities ... Can play both flanker and split end.

BRANDON DILLARD (R-So.) –

Shows a lot of potential and can really run ... Needs to catch a lot of footballs this spring and summer, concentrate more, and get stronger.

Tight End

SAM WHEELER (R-So.) –

Progressed the quickest of any tight end last year ... Can get

down the field, has good hands and adjusts to the ball well ... Must get better at the point of attack in the blocking game in order to be trusted while running behind him.

GREG BOONE (R-So.) –

Had a complete learning experience after playing QB and FS in high school ... Is good in the run-blocking game, but dropped a lot of balls last year and needs to improve that ... Has gotten into better shape, and has unlimited potential.

ANDRE SMITH (R-Fr.) –

Coaches are counting on him and are really excited about his potential ... They thought he was the most effective tight end in practices and drills, but was too far behind with the mental aspect ... Brings a lot to the table blocking-wise, but needs to become a viable passing option.


Headlines

• **Key losses:** Fullback Jesse Allen

• **Key returnees:** *Tailback Branden Ore* – His 2006 totals of 16 touchdowns and 1,137 yards rank fourth and sixth, respectively, in the Tech record books, and he became the first-ever Hokie to register a pair of 200-yard performances. He accomplished the feat in back-to-back games, and was the only player in the nation last year to do so.

• **Battle to watch:** *Backup QB – Cory Holt vs. Ike Whitaker:* Sean Glennon enters spring as the starter, and Holt became the default No. 2 when Whitaker entered rehab last December for alcohol abuse treatment. Whitaker will be back for spring practice, but must make up lost ground.

• **Breakout candidate:** *Kenny Lewis, Jr.* – Not that Ore's job is in danger, but Lewis filled in admirably when Ore was out briefly with a bum ankle late in the season, and Billy Hite says he might be the hardest-working kid he's coached.



Sean Glennon

Running Backs & Quarterbacks

The Players

Tailback

BRANDEN ORE (R-Jr.) – Is coming off a first-team All-ACC season ... Coaches are proud of the way he's grown up on and off the field ... A great competitor and outstanding player with a great shot at playing on the next level if he continues to perform.

KENNY LEWIS, JR. (So.) – Has gotten better every time he's been on the field ... Made outstanding progress last year after being away from the game as a baseball player ... Works hard on the field and in the film room, where his studies have helped him out a great deal.

ELAN LEWIS (R-So.) – Was hampered by a knee injury last year and needs to get lighter ... Has great vision and strength ... Has good speed and can break tackles ... Will be a critical spring for him.

GEORGE BELL (R-Jr.) – Took about 10 weeks off last year to deal with knee problems, which are feeling better ... A fighter and a competitor who is described as remarkable for the way he fights his injuries every day and doesn't give up.

DUSTIN PICKLE (Jr.) – A walk-on that played special teams last year ... Coaches like what he's all about, and he is working hard in the weight room.

JAHRE CHEESEMAN (R-So.) – Hurt his foot in a jayvee game and had surgery not long after moving from CB last year ... Will be back for spring ... A special talent with outstanding ability.

Coach O'Cain On the quarterbacks

"I feel like we've got three guys who we can win football games with. Sean is our No. 1 guy right now, but Cory and Ike will both be given a shot to compete, and will have a chance to take the job away from him. I think that will be a difficult task, but competition is what you want. You want guys out there competing, and if a guy is good enough to take it away from them, then so be it. To continue to improve is always your goal. At the end of spring practice, we want each of our guys to be better – mentally, physically and emotionally – than they were at the end of last season."

Fullback

CARLTON WEATHERFORD (R-Sr.) – Has gotten bigger, stronger and faster since walking on, and will be the leader heading into spring ... An outstanding blocker who also does a good job of catching the football.

KENNY JEFFERSON (R-So.) – Coming out of high school, coaches thought he was the best blocking fullback they'd seen in a long time ... An intelligent kid who has a chance to be an outstanding player.

DEVIN PEREZ (R-Jr.)

– A bowling ball-like blocker with great strength and a mean streak ... Played on the goal-line offense last year.

BILLY GORHAM (Sr.) – A walk-on who has done well on special teams, but nagging injuries have kept him from playing more.

Quarterback

SEAN GLENNON (R-Jr.) – Coaches thought he did a good job



Carlton Weatherford

running the offense and managing the game ... They like his competitiveness, determination, work ethic and consistency ... Needs to work on ball-carrying and delivering the ball more quickly when he's on the move.

CORY HOLT (R-Jr.) – Coaches like his temperament and the way he competes, but needs to have more consistency and accuracy when throwing the ball ... Understands the offense, but didn't get a chance to display it in limited action.

IKE WHITAKER (R-So.) – Should be ready to go at the start of spring after leaving the team to undergo rehab for alcohol abuse last December and missing the bowl game ... Coaches think he's doing what he needs to do and has changed for the better ... A tremendous athlete who can make things happen, but needs to learn the offense better and be more consistent.

Coach Hite On the running backs

"I really think that the success of this football team depends on how the running backs perform. They need to go out every day and get better. We don't have time to get better during the season – it's the offseason when you improve your game the most. I think we're a lot better heading into the spring this year than we were last year. I've got a group of kids that I really like. I think they all work very hard and they are all competing."

Defensive Line

Headlines

- **Key losses:** Defensive end Noland Burchette

- **Key returnees:** *Chris Ellis, Carlton Powell and Barry Booker* – Other than maybe the receiving corps, the defensive line is the most experienced group on the team. This trio of redshirt seniors has combined for a total of 247 tackles, 49.5 tackles for loss, and 18 sacks throughout their careers.

- **Battle to watch:** *End* – **Orion Martin, Nekos Brown and Jason Adjepong** will all compete for Burchette's old role. Martin is the most seasoned of the three, but Brown and Adjepong are high motor guys who could benefit from more reps.

- **Breakout candidate:** *Kory Robertson* – Has yet to reach his enormous potential, but Charley Wiles says his intangibles make him his best NFL prospect.


The Players

Defensive End

CHRIS ELLIS (R-Sr.) – Will not participate in spring practice following an offseason shoulder surgery, but will use the time to work out and make up the ground that he lost over the winter ... Is the most experienced player coming back ... A highly motivated guy who will be leaned on for leadership and playmaking ability ... Should be an impact player in the ACC.

ORION MARTIN (R-Jr.) – His playing experience gives him an advantage in the starting end spot vacated by Noland Burchette ... Has playmaking ability and plays extremely hard ... A player who is trusted and looks very solid on film ... Will rep in Ellis' spot during the spring.

NEKOS BROWN (So.) – A high motor, athletic guy who chases the football ... Was moved from linebacker early last season, and wound up playing almost 20 plays in the bowl game ... Effort is never an issue with him, just needs to get more reps and to learn techniques of the position.



Orion Martin

JASON ADJEPONG (R-Fr.) – Had shoulder surgery after the UNC game last year and used a medical redshirt, but is 100 percent now ... An explosive, powerful prospect, but needs to play fast all of the time ... Can be a little bit tentative when making decisions, but can really go once everything gets processed.

DEMETRIUS TAYLOR (R-So.) – Is being moved from linebacker ... Has been inconsistent, but has good enough abilities.

CHAD CARLSON (Jr.) – A great kid who has struggled to stay healthy ... Has had two sports hernias repaired.

Defensive Tackle

CARLTON POWELL (R-Sr.) – A physical guy at the point of attack who always plays hard ... Is a lot more athletic than is sometimes given credit for, and is always running to the football ... Could increase his pass rush ability ... Will be leaned on as a senior.

BARRY BOOKER (R-Sr.)

– Surprised coaches with his stellar junior year ... Won the starting job in spring a year ago ... Can use an athletic, finesse approach, but has gotten a lot stronger at the point of attack ... Coaches like his work ethic and his day-to-day approach ... Is great in space and can rush the passer.

KORY ROBERTSON (R-Sr.)

– Has the capability to be a starter, but needs to consistently step up and beat somebody out instead of being content as a backup ... A gifted athlete with great explosiveness,

footwork, quickness and power ... Excites coaches because he keeps taking steps and improving, and has the ability to be a nationally known guy if he plays up to his potential.

JOHN GRAVES (R-Fr.) and CORDARROW THOMPSON (R-So.)

– Will have a big-time battle for the fourth spot behind the three seniors ... Thompson saw regular action last season, playing in every game and recording 14 tackles and two sacks ... Graves will rep at end in the spring simply to get on the field, as the tackle/end ratio is imbalanced with Ellis being out ... Graves is a very good prospect whom coaches considered playing last year.

JOEY HALL (R-Fr.) and DARRYL ROBERTSON (R-Fr.)

– Good prospects who redshirted and will see reps in the spring ... Coaches looked hard at Hall coming out of camp last year as a potential back-up.



Carlton Powell

Coach Wiles On the defensive line

"We play hard as a group on defense – the game demands that. We're not going to coach effort, and the kids know that. I think the groundwork has been laid by the guys who came before them, and none of that has changed. All of my guys understand that last year is last year, and it was fantastic. We led the country in defense, but it's a new year. Just because you started last year doesn't mean you're going to start this year. It's a performance-based business – you've got to perform every day out there. I know there are some motivated kids, and I can tell it's going to be a very healthy, good and exciting competition. This is when you emerge as a player and determine how many plays you're going to get.

Headlines

• **Key losses:** Whip Brenden Hill

• **Key returnees:** *Linebackers Vince Hall and Xavier Adibi* – Bud Foster thinks they could both be in the mix for the Butkus Award. Hall has made more tackles (304) than any player in the ACC since the Hokies joined the league three years ago, while Adibi is Tech's active leader in the turnover game (6 INT, 1 FR, 4 FF).

• **Battle to watch:** *Whip* – Four guys are in contention for the spot vacated by Hill. **Corey Gordon, Cody Grimm, Steven Friday** and **Cam Martin** will all be fighting for reps in the spring ... let alone a starting job.

• **Breakout candidate:** *Martin* – Is moving from free safety, but has a legitimate shot at starting because of the whip position's coverage requirements.



Vince Hall (9) and Xavier Adibi (11)

The Players

Mike

VINCE HALL (R-Sr.) – A first-team All-ACC selection a year ago after leading the league in tackles ... A complete linebacker who can still improve ... Foster says he's the best LB in his 20 years, and probably one of the best in Tech history ... Has incomparable vision and instincts ... Has great quickness and a nose for the football ... Is expected to be a great leader this season.

BRETT WARREN (R-Jr.) – Made the most improvement of any LB last spring and summer ... Used a medical redshirt after hurting his foot vs. UNC ... Needs to get better at pass defense ... Should be the top backup to Hall.

ANDREW BOWMAN (R-Jr.) – Needs to take the next step forward ... Has been inconsistent, but has good enough abilities ... Improved last fall, and it will be a big spring for him.


Linebackers

Coach Foster On the defense

"We've got eight guys returning as starters from last year, but we can't be complacent – we've got to continue to improve. The overall mood is to continue to grow and develop as a unit. We need to develop some depth as a unit, and obviously with it being a new year, we need to develop our chemistry as a unit."

Backer

XAVIER ADIBI (R-Sr.) – Combines with Hall to make the best tandem of linebackers in Foster's tenure ... Possesses all of the abilities, but can afford to get physically stronger ... Has great speed to go with good coverage and blitzing ability ... Has a knack for being around the football and creating big plays ... Will be counted on for leadership ... Does not have to be motivated to play hard.



Corey Gordon

JONAS HOUSERIGHT

(R-Jr.) – Will be in a battle with Sturdivant for the backup job ... Is very intelligent with a high football IQ ... Needs to get stronger ... A dependable and steady guy who can be trusted.

PURNELL STURDIVANT (R-Jr.)

– Has shown flashes, but is inconsistent ... Will be a big spring for him.

MARK MUNCEY (R-Fr.) – A walk-on without a defined role ... Will work at both mike and backer.

Whip

COREY GORDON (R-Sr.) – Backed up Hill last year and will begin the spring listed as the starter, but will be in a battle ... Needs to have

better awareness and reaction to the plays unfolding before him ... Does a good job once he reacts, but needs to compute the information quicker.

CODY GRIMM (R-So.) – Played whip on the scout team and was among the ACC leaders in special teams tackles ... Intrigues the coaches and they want to see what he can do with a lot of reps ... Has a good football IQ to go with good quickness and speed.

STEVEN FRIDAY (R-Fr.) – Was moved from defensive end because he was too light ... It will be a new experience for him as he has always played down as a rusher ... Has great strength and moved around well for a defensive end ... Coaches are interested to see how he will react.

CAM MARTIN (R-So.) – Is moving from free safety ... Has had a checkered career because of injuries, and will have to overcome that ... Coaches think he could push for the starting job.

Coach Foster on the linebackers

"Not only do we have to develop some depth, but it's got to be quality depth that can play and perform. That's going to be my emphasis. Obviously, we've got to find a whip who can play there and be consistent after graduating our starter from that position each of the last two years, but we need to create some depth at the inside backer spots. Those guys have got to take another step forward in their performance and level of play."

Headlines

- **Key losses:** Rovers Aaron Rouse and Cary Wade
- **Key returnees:** *Cornerback Brandon Flowers* – He is just the latest in a recent line of All-American defensive backs (Anthony Midget, Ronyell Whitaker, DeAngelo Hall, Jimmy Williams), but is the first to return following the honor since Whitaker in 2001, and the first ever to do so with two remaining years of eligibility.
- **Battle to watch:** *Rover – Dorian Porch vs. Kam Chancellor:* Porch has gotten a ton of practice experience over the last two years, while Chancellor owns tremendous upside potential.
- **Breakout candidate:** *Chancellor* – Impressed many in early 2006, and has a shot to win the rover job after moving from cornerback.



D.J. Parker

Coach Cavanaugh On the rovers and whips

"I want my guys to know the position better. These are all pretty sharp kids, and I would be disappointed if they don't have a good awareness of what's going on. I also want to establish some kind of depth chart, so they all know where they stand. I'll have a busy spring because the competition is wide open at both whip and rover. Inevitably, there's going to be some heartache in this deal, because somebody's going to lose out. But that's how it is, that's college football. I'd like to have a nice line of demarcation for each position by the end of spring. Hopefully that will happen, but if not, we'll have to go into the fall with some uncertainty to work out."

Defensive Secondary

The Players

Boundary Corner

BRANDON FLOWERS (R-Jr.)

– A returning third-team AP All-American who led the ACC with 21 passes defended ... Was as consistent as you can be game-in and game-out ... Needs to stay hungry and focused despite the recognition he's received ... Already good at everything, needs to keep working to be great at everything.

STEPHAN VIRGIL (So.) – Gained some experience on special teams, and heads into spring as Flowers' backup ... Took some time to understand coverages and adjustments, but a year of sitting in the meeting room will give him a head-start on that in the spring ... Shined in the jayvee game vs. Fork Union last October, scoring on a 46-yard interception return and a 23-yard fumble return.

Field Corner

VICTOR "MACHO" HARRIS (Jr.)

– A starter who led the team with four interceptions a year ago ... Progressed tremendously from last spring through the end of the season ... Coaches could see him starting to understand the game and get better as the year went on ... An exceptional talent, but can still really improve on some of the mental nuances of the game ... A solid tackler and very good playmaker when the opportunity presents itself.

ROLAND MINOR (R-Sr.) – Started in 2005 but missed the first half of 2006 due to a wrist injury sustained in a car accident ... Handled his injury recovery pretty

Coach Gray On the defensive backs

"My goal is very similar to what it was last year when I first came here, and it will be our goal every spring. From day one of spring practice, to when we finish with the spring game and head into the fall, we want to feel confident that we are a cohesive unit that's not only fundamentally sound, but that's communicating on the field. We want to feel as if we've gotten better and more productive with each practice."

well, but it limited how aggressive he could be with his hand, thus taking away some of his confidence ... Was fully healed by the bowl practices, which was when he finally started to buy into his new backup role, let loose and play football.

RASHAD CARMICHAEL (R-Fr.)


– Redshirted last year and will enter the spring third on the depth chart at both corner positions ... Is essentially the fifth corner ... Performed very well on the scout team, and is doing a good job in the strength and conditioning program ... Has shown a lot of leadership qualities, and has great speed.

Free Safety

D.J. PARKER (Sr.) – A starter who did a great job last season ... Was very consistent all of last year, and coaches looked to him for leadership among the defensive backs ... Embraced his role as a leader, and coaches appreciated how he handled the group ... As a senior, will be expected to be more of a team leader as opposed to strictly a secondary leader.

MARIO EDWARDS (R-Fr.)

– Another redshirt who has shown some ability and willingness to tackle ... Has worked hard in the weight room, but still needs to pick up the mental part of the game ... The free safety position demands leadership and comfort in making calls and checks, and coaches are looking forward to seeing how he will handle it.



Roland Minor

Rover

DORIAN PORCH (R-So.) – Is the most experienced returnee at rover ... Didn't get a lot of playing time having served behind Aaron Rouse and Cary Wade, but got a lot of practice time and should benefit from that ... Coaches felt he played tentatively last year, and are hoping for him to make a big leap in confidence.

KAM CHANCELLOR (So.) – Is moving to rover from cornerback, where he backed up Brandon Flowers as a freshman ... Started on three special teams units ... Coaches believe he tailed off at the end of the season as the routine got to him, but feel he should benefit this year going in full speed and refreshed ... Has a huge upside regardless of where he plays.

MATT REIDY (R-Fr.) – An excellent walk-on who played rover on the scout team last year ... A very smart player, but his overall speed will be his limitation.

Special Teams

Headlines

- **Key losses:** Kicker Brandon Pace, punter/holder Nic Schmitt and long snapper Nick Leeson
- **Key returnee:** *Punt/kick returner Eddie Royal* – He has been the primary returner for three years now, and made the All-ACC second team as a specialist in 2006. He is just 31 yards shy of becoming Tech's all-time leader in punt return yards, and just 377 yards shy in the kick return department.
- **Battle to watch:** *Placekicker – Jud Dunlevy and Jared Develli* will compete for Pace's old duties. Dunlevy has an edge after serving as the jayvee kicker for three seasons, but Develli has honed his leg as the kickoff guy on the big stage.
- **Breakout candidate:** *Whoever wins the battle between Dunlevy and Develli* – Pace ended his career third on Tech's all-time scoring list, so somebody's going to step in and claim those points.



Bart McMillan (above) and Scott King



Coach Beamer On the special teams

"This is an important spring in the kicking game. We graduated three guys from the kicking area, and that's a heavy loss. When you consider that Nic Schmitt was both our punter and our holder, that means we lost four out of the six main positions. So this spring, we'll certainly spend more time with our field goal and punting teams than we have in the past. We want to get these guys out there and get them under the gun. We'll probably be doing some kicking in the first scrimmage, whereas we generally don't do any kicking until the second scrimmage or the spring game. We need to get them comfortable in pressure situations."

The Players

Placekicker

JUD DUNLEVY (R-Sr.) and JARED DEVELLI (Sr.) – The frontrunners for field goal/PAT duties ... Dunlevy has kicked on the jayvee team for three seasons, and nailed a 51-yard, game-winning, last-second field goal against Hargrave in 2005 ... He has also kicked off sparingly for the varsity ... Develli has been the primary kickoff guy for the Hokies for the last three seasons, and was 0-for-1 on FG attempts in 2006 ... Both have legs that are plenty strong enough, but consistency will be the key for who wins the job.

DUSTIN KEYS (R-So.) and MATT WALDRON (R-Fr.) – A pair of walk-ons who will compete during the spring.

Punter

BRENT BOWDEN (R-So.) – Has been the No. 2 punter for the past two years, but has yet to see game action ... Heads into the spring as the starter following Nic Schmitt's departure.

BRIAN SAUNDERS (r-Fr.) – A walk-on who works as a scout team quarterback ... Has a chance to potentially contribute as a punter.

Snappers

SCOTT KING (Sr.) – Handled all short snapping duties last season, and will continue to do so ... Coaches have been really pleased with his work habits ... May figure into the long snapping competition as well.

BART McMILLIN (R-Sr.)

– Enters spring as the long snapper, taking over for Nick Leeson ... Has dressed for every game for two years, but has yet to see game action.

JACOB GARDNER (R-Fr.)

– Will work as a long snapper after practicing as a defensive lineman last year ... His brother snaps at Virginia ... Must work at his protection following the snap.

Holders

GRANT THROCKMORTON (R-Sr.) – Has worked at quarterback in the past, but missed 2006 with a broken ankle ... Has a confident way about him, and has served as a backup holder in the past.


BRENT BOWDEN (R-So.) – A logical option since Schmitt was the punter/holder ... Has held for Dunlevy and Develli in practice/jayvee games ... Is used to catching snaps for his punting duties.

Kickoffs

JUD DUNLEVY (R-Sr.) and JARED DEVELLI (Sr.) – Have competed for the job in the past, and will continue to do so ... Develli has the edge, having handled most of the kickoffs for three years ... Develli had hernia surgery in December and missed the bowl game, but should be fine come spring.

Returns

EDDIE ROYAL (Sr.), JOSH MORGAN (Sr.) and VICTOR "MACHO" HARRIS (Jr.) – All three should share duties in the spring ... Royal has led the team in kickoff and punt return yardage for three straight seasons, but Morgan had a career-high in kickoff return yardage last year, and Harris began working as a return man in practice last year.



Jared Develli

2007 Spring Roster

No.	Name	vl	Pos	DOB	Ht.	Wt.	Cl.	Hometown	High School	H.S. Coach
11	Xavier Adibi	3	LB	10/18/84	6-2	226	r-Sr.	Hampton, Va.	Phoebus	Bill Dee
43	Jason Adjepong	-	DE	3/3/88	6-1	245	r-Fr.	Carteret, N.J.	Carteret	Bob Molarz
	Brandon Barden	-	TE	3/15/89	6-5	224	Fr.	Lincoln County, Ga.	Lincoln County	Larry Campbell
34	George Bell	-	TB	10/28/85	5-10	224	r-Jr.	Fayetteville, N.C.	Jack Britt	Richard Bailey
	Jeff Beyer	-	QB	8/11/88	6-5	218	So.	Fairfax, Va.	W.T. Woodson	Gerry Pannoni
59	Barry Booker	2	DT	11/13/85	6-4	280	r-Sr.	Amherst, Va.	Amherst	Scott Abell
8	Greg Boone	1	TE	9/14/86	6-3	281	r-So.	Chesapeake, Va.	Oscar Smith	Richard Morgan
97	Brent Bowden	-	P	5/21/87	6-2	197	r-So.	Centreville, Va.	Westfield	Tom Verbanic
6	Andrew Bowman	-	LB	3/6/86	5-11	230	r-Jr.	Glen Allen, Va.	Hermitage	Patrick Kane
71	Aaron Brown	-	OT	3/16/88	6-6	300	r-Fr.	Cincinnati, Ohio	Princeton	Brian Dodds
76	Duane Brown	3	OT	8/30/85	6-5	290	r-Sr.	Richmond, Va.	Hermitage	Patrick Kane
47	Nekos Brown	1	DE	2/18/88	6-2	236	So.	Brandywine, Md.	Thomas Stone	Steve Lindsey
	Chad Carlson	-	DE	12/11/86	6-2	240	r-So.	Poquoson, Va.	Poquoson	Don Ward
21	Rashad Carmichael	-	CB	9/9/88	5-10	182	r-Fr.	Clinton, Md.	Gwynn Park	Danny Hayes
17	Kam Chancellor	1	ROV	4/3/88	6-4	217	So.	Norfolk, Va.	Maury	Dealton Cotton
27	Jahre Cheeseman	-	TB	1/11/87	5-9	200	r-So.	Voorhees, N.J.	Eastern	Dan Spittal
	Ron Cooper	-	DB	12/28/87	5/11	181	So.	Richmond, Va.	Meadowbrook	Bill Bowles
57	Clark Crum	-	OT	2/22/88	6-7	279	r-Fr.	Dublin, Ohio	Scioto	Karl Johnson
79	Eric Davis	-	OG	5/23/87	6-7	313	r-So.	Lorton, Va.	West Springfield	Bill Renner
	Paul Debnam	-	WR	10/13/87	6-3	195	So.	Farmville, Va.	Prince Edward County	Terrence Edmonds
98	Jared Develli	3	PK	12/28/85	6-0	230	Sr.	Sterling, Va.	Park View	Charlie Pierce
80	Brandon Dillard	-	FL	2/3/87	5-10	180	r-So.	Martinsville, Va.	Bassett	James Gilbert
92	Jud Dunlevy	-	PK	10/9/84	5-9	188	r-Sr.	Roanoke Rapids, N.C.	Roanoke Rapids	Tim Bennett
23	Mario Edwards	-	FS	7/14/88	6-2	200	r-Fr.	Atlanta, Ga.	Westlake	Dallas Allen
49	Chris Ellis	3	DE	2/11/85	6-5	260	r-Sr.	Hampton, Va.	Bethel	Tracy Parker
21	Matt Finnegan	-	FL	7/28/85	6-1	193	So.	Yorktown, Va.	Grafton	David Walton
18	Brandon Flowers†	2	CB	2/18/86	5-10	190	r-Jr.	Delray Beach, Fla.	Atlantic	Chris Bean
82	Steven Friday	-	LB	8/9/86	6-3	214	r-Fr.	Hampton, Va.	Phoebus	Bill Dee
	Jacob Gardner	-	DS	8/29/85	6-0	237	r-Fr.	Wytheville, Va.	George Wythe	Donnie Pruitt
7	Sean Glennon	2	QB	9/5/85	6-4	221	r-Jr.	Centreville, Va.	Westfield	Tom Verbanic
13	Corey Gordon†	3	LB	6/9/84	6-2	226	r-Sr.	Gainesville, Fla.	Gainesville	Rick Swain
40	Billy Gorham	1	FB	3/11/85	5-10	243	Sr.	Franconia, Va.	Robert E. Lee	Gerry Pannoni
64	Richard Graham	-	OT	3/30/87	6-6	286	r-So.	Richmond, Va.	St. Christopher's	Paul Padalino
91	John Graves	-	DT/DE	6/25/87	6-3	257	r-Fr.	Richmond, Va.	Meadowbrook	Bill Bowles
69	Hivera Green	-	OT	8/1/87	6-3	298	r-So.	Conway, S.C.	Conway	Chuck Jordan
26	Cody Grimm	1	LB	2/26/87	5-11	203	r-So.	Fairfax, Va.	Oakton	Pete Bendorf
	Billy Grow	-	FB	12/2/87	5-11	240	Fr.	Chesapeake, Va.	Indian River	Cadillac Harris
50	Joey Hall	-	DT	11/19/87	6-3	263	r-Fr.	Sanford, N.C.	Lee County	Jody Stouffer
9	Vince Hall	3	LB	12/3/84	6-0	240	r-Sr.	Chesapeake, Va.	Western Branch	Lew Johnston
81	Justin Harpert†	3	SE/FL	2/24/85	6-4	204	Sr.	Catawba, N.C.	Bandys	Randy Lowman
1	Victor Harris	2	CB	2/16/86	6-0	200	Jr.	Highland Springs, Va.	Highland Springs	Scott Burton
66	Brandon Holland†	-	OG	4/1/86	6-4	325	So.	Roanoke, Va.	Northside	Jim Hickam
12	Cory Holt†	2	QB	6/17/85	6-4	227	r-Jr.	Lexington, N.C.	Lexington	Billy Hunt
52	Jonas Houseright	1	LB	5/17/85	6-0	205	r-Jr.	Gate City, Va.	Gate City	Nic Colobro
19	Josh Hyman†	3	SE/FL	4/18/83	5-11	192	r-Sr.	Chesapeake, Va.	Deep Creek	David Cox
42	Kenny Jefferson	-	FB	7/9/87	5-9	222	r-So.	Port Tobacco, Md.	DeMatha Catholic	Bill McGregor
72	Nick Kaminski	-	OG	2/17/88	6-4	263	r-Fr.	Bolling AFB, D.C.	Bishop O'Connell	Steve Trimble
	Dustin Keys	-	PK	2/6/86	6-2	187	r-So.	Stafford, Va.	Brooke Point	Jeff Berry
61	Scott King	1	DS	8/26/85	6-1	277	Sr.	Radford, Va.	Radford	Norm Lineburg
	Kyle Lawson	-	DB	6/29/87	5-10	175	So.	Hillsboro, Va.	Loudoun Valley	Bruce Sheppard

No.	Name	vl	Pos	DOB	Ht.	Wt.	Cl.	Hometown	High School	H.S. Coach
38	Elan Lewis	-	TB	5/7/86	5-8	238	r-So.	Hampton, Va.	Phoebus	Bill Dee
20	Kenny Lewis, Jr.	1	TB	10/13/84	5-9	195	So.	Danville, Va.	George Washington	Everett Woods
16	Zach Luckett	-	SE	12/8/87	6-3	206	r-Fr.	Mays Landing, N.J.	Holy Spirit	Bill Walsh
	Steven Marsh	-	DB	5/9/86	5-9	181	Jr.	Richmond, Va.	James River	Greg DeFrancesco
67	Nick Marshman	2	OG	2/13/85	6-5	351	r-Jr.	Harrisonburg, Va.	Turner Ashby	Joe Taylor
41	Cam Martin	1	LB	4/19/87	6-1	207	r-So.	Martinsville, Va.	George Washington	Dan Newell
90	Orion Martin††	2	DE	9/2/85	6-2	250	r-Jr.	Martinsville, Va.	George Washington	Everett Woods
	Dylan McGreevy	-	DE	1/27/86	5-11	212	Jr.	Front Royal, Va.	Warren County	Heath Gilbert
54	Bart McMillin	-	DS	2/25/85	6-0	230	r-Sr.	Bristol, Tenn.	Tennessee	Greg Stubbs
74	Barrett Mears	-	OT	2/22/88	6-5	275	r-Fr.	Richmond, Va.	Mills E. Godwin	Will Kitchen
15	Roland Minor	3	CB	8/1/84	6-0	203	r-Sr.	Washington, D.C.	H.D. Woodson	Greg Fuller
2	Josh Morgan‡	3	SE	6/20/85	6-1	219	Sr.	Washington, D.C.	H.D. Woodson	Greg Fuller
	Mark Muncey	-	LB	11/27/85	5-11	222	r-Fr.	Tazewell, Va.	Tazewell	Bobby Wyatt
30	Josh Oglesby	-	TB	9/23/88	5-11	212	Fr.	Garner, N.C.	Garner	Nelson Smith
28	Branden Ore	2	TB	2/17/86	5-11	202	r-Jr.	Chesapeake, Va.	Indian River	Cadillac Harris
25	D.J. Parker†	3	FS	4/18/85	5-11	194	Sr.	Hampton, Va.	Phoebus	Bill Dee
17	Prince Parker	-	SE	12/21/87	6-6	220	r-Fr.	Norfolk, Va.	Maury	Dealton Cotton
44	Devin Perez‡	-	FB	6/1/85	5-8	246	r-Jr.	Sparta, N.J.	Pope John XXIII	Vic Paternostro
35	Dustin Pickle	1	TB	7/16/86	5-10	194	Jr.	Salem, Va.	Salem	Stephen Magenbauer
24	Dorian Porch	1	ROV	3/16/87	5-11	203	r-So.	Calhoun, Ga.	Gordon Central	Bill Long
99	Carlton Powell	3	DT	8/14/85	6-2	294	r-Sr.	Chesapeake, Va.	Great Bridge	Noble Palmer
29	Devin Radford	-	TB	1/13/88	5-9	187	r-Fr.	Fayetteville, NC	E.E. Smith	Milton Butts
	Michael Reid	-	SE	9/28/87	6-3	188	So.	Martinsville, Va.	Martinsville	Taylor Edwards
	Matt Reidy	-	ROV	1/8/87	6-0	213	r-Fr.	Gaithersburg, Md.	Damascus	Dan Makosy
70	Sergio Render	1	OG	9/13/86	6-3	320	So.	Newnan, Ga.	Newnan	Robert Herring
	Tim Richardson	-	LB	2/16/87	5-10	233	r-Fr.	Hampton, Va.	Hampton	Mike Smith
55	Daryl Robertson	-	DT	7/15/88	6-2	275	r-Fr.	Bedford, Va.	Liberty	Chris Watts
75	Kory Robertson	2	DT	12/12/84	6-2	335	r-Sr.	Martinsville, Va.	Magna Vista	Joe Beckelheimer
4	Eddie Royal	3	FL	5/21/86	5-10	181	Sr.	Herndon, Va.	Westfield	Tom Verbanic
	Brian Saunders	-	QB/P	2/23/88	6-0	200	r-Fr.	Roseland, Va.	Nelson County	Tim Crawford
58	Ryan Shuman	1	C	7/8/86	6-3	318	r-Jr.	Fork Union, Va.	Fork Union	Mickey Sullivan
88	Andre Smith	-	TE	9/26/88	6-4	238	r-Fr.	Germantown, Md.	Seneca Valley	Fred Kim
	Brian Snider	-	DB	7/17/87	5-9	194	So.	Midlothian, Va.	Midlothian	Dave Cooper
	Charles Stanton	-	DB	12/19/86	5-9	190	So.	Bennettsville, S.C.	Marlboro County	Dean Boyd
45	Purnell Sturdivant	2	LB	3/19/86	5-10	216	r-Jr.	Norfolk, Va.	Lake Taylor	Hank Sawyer
31	Jacob Sykes	-	WR	4/27/88	6-0	180	Fr.	Goldsboro, N.C.	Goldsboro	Maurice Jackson
56	Demetrius Taylor	-	DE	11/22/86	6-0	233	r-So.	Virginia Beach, Va.	Kellam	Chris DeWitt
95	Cordarrow Thompson	1	DT	10/2/87	6-2	334	r-So.	Stafford, Va.	North Stafford	Eric Cooke
14	Grant Throckmorton	-	QB/H	10/27/84	6-3	213	r-Sr.	Wytheville, Va.	George Wythe	Donnie Pruitt
	Bruno Vega	-	DE	9/26/88	6-1	245	Fr.	Fairfax, Va.	Fairfax	Mat Shannon
22	Stephan Virgil	1	CB	4/3/87	5-11	185	So.	Rocky Mount, N.C.	Rocky Mount	B.W. Holt
	Matt Waldron††	-	PK	10/16/87	5-11	187	r-Fr.	Oakfield, N.Y.	Oakfield-Alabama	John Dowd
77	Ed Wang	1	OT	3/12/87	6-5	268	r-So.	Ashburn, Va.	Stone Bridge	Mickey Thompson
60	Beau Warren	-	C	12/31/87	6-3	252	r-Fr.	Clifton, Va.	Centreville	Mike Skinner
33	Brett Warren	2	LB	3/7/85	6-0	227	r-Jr.	Clifton, Va.	Centreville	Mike Skinner
39	Carlton Weatherford	1	FB	1/5/85	5-10	230	r-Sr.	Danville, Va.	Tunstall	Buddy Brown
51	Matt Welsh	-	OG/C	9/12/84	6-4	295	r-Jr.	Clifton, Va.	Centreville	Mike Skinner
83	Sam Wheeler†	1	TE	5/27/86	6-3	252	r-So.	Blacksburg, Va.	Blacksburg	Dave Crist
3	Ike Whitaker	1	QB	6/5/87	6-4	204	r-So.	Germantown, Md.	Northwest	Randy Trivers
46	Kenny Younger	-	FB	5/11/88	5-11	218	So.	Richmond, Va.	Mills Godwin	Will Kitchen

† also attended Hargrave Military Academy (Va.)

‡ also attended Fork Union Military Academy (Va.)

†† also attended Hargrave (one semester) and Norfolk State University (one semester)

‡‡ also attended Penn State University

Roster changes are expected during spring practice. An updated roster will be available on Hokiesports.com at the conclusion of spring practice.

THE COACHES

Frank Beamer

Head Coach Enters 21st Season at the Helm

Frank Beamer is entering his 21st year as the head football coach at Virginia Tech, and with a solid foundation in place, he continues to take the Hokies to higher levels.

After being named the Atlantic Coast Conference Coach of the Year in each of Tech's first two seasons in the league, Beamer quietly took on one of his biggest challenges in 2006 and helped turn it into another success story.

The Tech head man and his staff started the season with a young team that had an offensive line depleted by graduation, a new quarterback, new tight ends and a lack of proven depth on both sides of the ball. He helped mold that young group into a cohesive unit which finished the regular season with six-straight wins, a Chick-fil-A Bowl berth and 10 victories. Tech is now one of just three Division I-A teams that have posted 10 or more wins in each of the last three seasons.

There's no doubt, Virginia Tech couldn't have asked for anyone better than Frank Beamer to guide its football program into the Atlantic Coast Conference. In 2005, he led the Hokies to an 11-2 record, the ACC Coastal Division title, a spot in the inaugural league championship game and a bowl game. In 2004, Beamer guided another young Tech team — picked to finish sixth in the ACC — to a league title and a BCS Bowl. That team also won the league's 2004 Fall Sportsmanship Award for football, yet another tribute to the program Beamer and his staff have built.


When Beamer accepted the job as head football coach at his alma mater in 1987, his goal was for the Virginia Tech football program to reach a consistent level of

excellence. The Hokies have come a long way since that day, and along the way, Beamer has become one of the most respected and successful coaches on the college football scene.

Beamer, who was the consensus national coach of the year in 1999, is ranked third among active Division I-A coaches in victories with 198 over 26 seasons as a head coach. His Tech teams have posted a 142-42 record over the past 14 seasons and appeared in bowl games each year during that span, a feat equaled by just three other schools. Prior to winning the 2004 ACC championship, he guided the Hokies to three BIG EAST Conference championships and in 1999 helped direct Tech to the national championship game. Beamer's Hokies have earned the highest national rankings in the program's history, spending 78 weeks in the Top 10 of The Associated Press poll over the past eight seasons. During one stretch that ended in 2003, Tech was ranked in 84 consecutive AP polls.

Winning has been just part of Frank Beamer's success story. He and his staff have earned a reputation for getting the most out of their players.

In 2000, Beamer and his staff directed Tech to an 11-1 record after opening the season with eight new starters on defense and an all-new lineup in the kicking game. During the 2001 season, the Hokies posted an 8-4 record and appeared in the Top 20 every week despite having to fill four offensive line spots, the quarterback job vacated by sensational underclassman Michael Vick and the tailback spot left open when All-America running



Frank Beamer has led the Hokies to 10-win seasons each of the past three years and to 14 straight bowl games.

back Lee Suggs was lost for the season with an injury. In 2002, the Hokies were 10-4 despite attacking one of their toughest schedules ever with a young team that featured all-new starters at the defensive tackle, inside linebacker and rover positions, as well as major questions at quarterback and wide receiver.

A spot in the Nokia Sugar Bowl to play No. 1 Florida State for the national championship focused widespread attention on Virginia Tech and its football program following the 1999 season. And although the Hokies fell short in their bid for the national title, they proved that they belong among the top teams in the college ranks.

For his part in the Hokies' magical 1999 season, Beamer earned eight national coach of the year awards. He was named the Bobby Dodd Coach of the Year, the GTE Coach of the Year, the Eddie Robinson Coach of the Year, the Paul 'Bear' Bryant Coach of the Year, The Associated Press Coach of the Year, the Walter Camp Football Foundation/Street

& Smith's Coach of the Year, the Maxwell Football Club Coach of the Year and the Woody Hayes Coach of the Year. He also was named the BIG EAST Conference Coach of the Year for the third time.

There have been plenty of other accolades for the Hokies' coach. Prior to the 2005 season, a *Seattle Times* Poll of more than 40 coaches voted Frank Beamer as the current I-A head coach for whom they had the most respect. Beamer was also selected the fifth-best strategist among current I-A coaches. In a survey of Division I-A football coaches conducted by *Bloomberg News* in the fall of 2000, Beamer was named the best coach a school could hire to run its football program. When BIG EAST Conference football celebrated its first 10 years of existence in 2000, Beamer was voted the Coach of the Decade by the league's media.

In January 2001, the Pigskin Club of Washington, D.C., honored Beamer as the NCAA Coach of the Year. In May of that year, an on-

line newspaper named him the best coach currently in the college football ranks because of his ability to place Tech among the nation's elite year in and year out.

Following consecutive 10-2 seasons in 1995 and 1996, Beamer was voted BIG EAST Conference Coach of the Year by the league coaches. He was one of five finalists in the voting for the 1995 National Coach of the Year. In 1996, *The Sporting News* queried writers from around the country and asked them to rate the coaches in various conferences. In the BIG EAST, those writers rated Frank Beamer the best coach on game day, the best in game preparation, the best as a motivator, the best as a teacher, the best in big games and the best overall.

In 1999, *The Sporting News* ranked the nation's top coaches in terms of their ability to get the most out of their players. Beamer was picked No. 9 in Division I-A. Four of Tech's last six years in the league, TSN rated the Tech coach tops among BIG EAST head coaches. The publication also ranked the Hokies' football coaching staff as the best in the conference four times during that span. *Street & Smith's* College Football 2002 rated Beamer as the top recruiter in the BIG EAST. In 2004, SI.com selected him coach of the year in the Division I-A ranks.

The rise of the Tech football program has made Beamer a man in demand. It has opened doors to places he may never have dreamed of as a youngster growing up in Southwest Virginia.

In September 2000, Beamer was invited to the White House where he joined a select group that stood in the Rose Garden behind then-President Bill Clinton as he made remarks on the Conservation and Reinvestment Act. Beamer was one of the keynote speakers at the American Football Coaches Association Convention in 2000, and in April, 2001, he joined former Prime Minister of Great Britain, Lady Margaret Thatcher, as one of the featured speakers at SUCCESS 2001, one of the nation's most popular business seminars.

In April 2004, Beamer was presented a Humanitarian Award by the National Conference for Community and Justice for

his contributions to fostering justice, equity and community in the Roanoke Valley. An avid NASCAR fan, Beamer has been the official starter for races at Bristol Motor Speedway and Richmond International Raceway.

Beamer's success has also made him a much sought-after coach. In recent years, he has been pursued by numerous other schools and has drawn interest from professional football teams. But in the end, his loyalty has remained with the Hokies.

Beamer has always put Virginia Tech first — ever since he starred as a defensive back for the Hokies in his undergraduate days in the late 1960s, and surely throughout his 20 years as head coach of the Hokies. He has given the Tech program a sense of stability enjoyed by just a handful of other Division I-A schools. With the retirement of Air Force's Fisher DeBerry, only two other active Division I-A head coaches — Joe Paterno (41 yrs., Penn State) and Bobby Bowden (31 yrs., Florida State) — have been at their current school longer than Beamer.

In 1990, Beamer received a new contract and a substantial pay raise. He refused the raise, however, until such time that all classified and faculty employees of the university could have the same opportunity for pay raises. Most state salaries had been frozen at the time. He was offered a pay increase again last year, but did not sign until his assistant coaches were taken care of first.

Another indication of Beamer's love for the university came on the night he was inducted into The Virginia Tech Sports Hall of Fame in 1997. He called it the

biggest honor of his entire career. With the induction, he became the first active coach at the university to be honored in that fashion.

Beamer's overall record at Tech now stands at 156-82-2. He became Tech's winningest football coach during the 1997 campaign. Counting six years as head coach at Murray State prior to joining the Hokies, Beamer's overall 26-year record is 198-105-4.

The 60-year-old Beamer, the first alumnus to guide the Hokies since the 1940s, took over the Tech reins from Bill Dooley in January 1987. He began work a few days after the Hokies had beaten North Carolina State in the Peach Bowl. It took a while for him to get the Hokies moving in the right direction because the football program was hit with NCAA sanctions at the time.

But everything came together in the 1990s. The Techmen finished 9-3 in 1993 after beating Indiana, 45-20, in a wild Independence Bowl game. Tech followed up with an 8-4 season in 1994, losing to Tennessee, 45-23, in the Gator Bowl.

The Tech teams in 1995 and 1996 were among the best in school history. The 1995 team swept the BIG EAST Conference championship outright and the 1996 club tied for the title with Syracuse and Miami.

The 1995 team was 9-2 during the regular season and then came up with a stirring 28-10 victory

over Texas in the Sugar Bowl. The 1996 team went 10-1 during the regular season and lost to powerful Nebraska, 41-21, in the Orange Bowl after giving the Cornhuskers a fierce battle for three quarters.

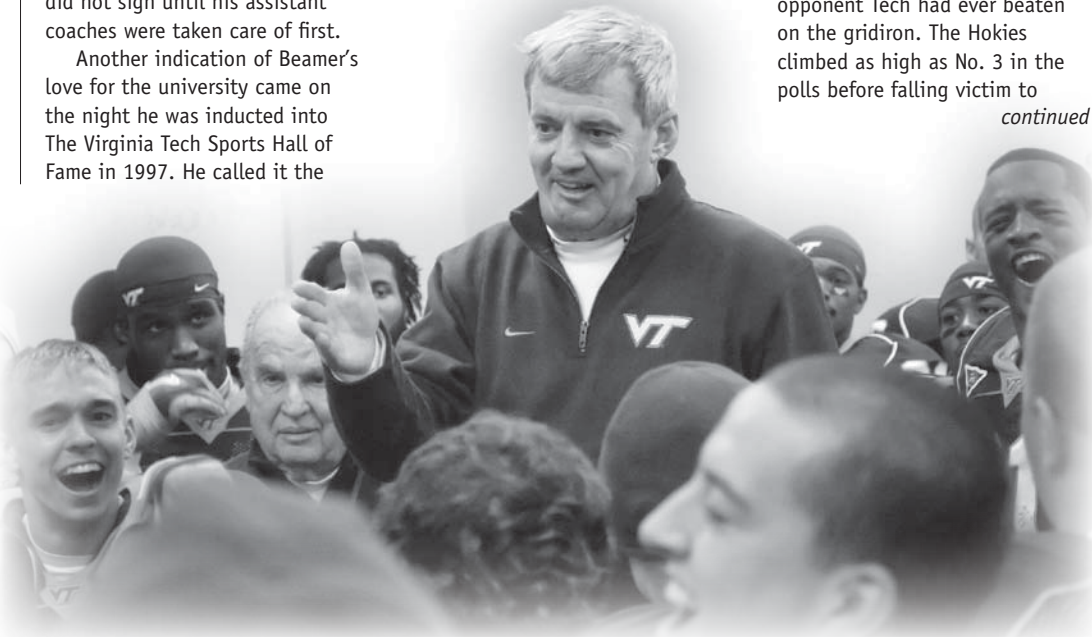
The Hokies fell to 7-5 in 1997 and were beaten badly by North Carolina in the Gator Bowl, 42-3. But they came right back with a 9-3 mark in 1998 that included an impressive 38-7 victory over Alabama in the inaugural Music City Bowl in Nashville, Tenn.

The two winningest seasons in school history followed in 1999 and 2000 with the Hokies posting back-to-back 11-1 records. Tech registered its first-ever 11-0 regular-season record in '99 before losing its national championship battle with FSU.

In 2000, the Hokies' only blemish was a loss at Miami in the ninth game of the season. Both seasons, Tech climbed as high as No. 2 in The Associated Press poll, finishing No. 2 in '99 and No. 6 in 2000. The Hokies climbed as high as No. 5 in the 2001 AP poll and finished 18th. In 2002, Tech was ranked as high as No. 3 in the AP poll after posting consecutive wins over nationally ranked LSU (14th), Marshall (16th) and Texas A&M (19th). The Hokies' youthful team finished the season 18th.

During the 2003 season, the Hokies ended No. 2 Miami's 39-game regular-season winning streak with a 31-7 victory. The Canes were the highest-ranked opponent Tech had ever beaten on the gridiron. The Hokies climbed as high as No. 3 in the polls before falling victim to

continued



Coach Frank Beamer talks with his players in the locker room following the Hokies' 24-7 win over No. 10 Clemson.



Frank Beamer and his wife Cheryl, with their daughter Casey, and their son Shane and his wife Emily.

inconsistent play during the final month of the season. Still, Tech earned eight wins for the 10th time in 11 seasons.

The 2004 season saw the Hokies bounce back to win their last eight games of the regular season, including victories against three nationally ranked teams — No. 6 West Virginia, No. 16 Virginia and No. 9 Miami.

Beamer's early Tech teams also registered many exciting victories. One of the most impressive came in 1990 when the Hokies capped the year with a 38-13 victory over arch-rival Virginia before a crowd of 54,157, which at the time was the largest ever to see a college football game in the commonwealth of Virginia. During the 1989 season, Tech knocked off ninth-ranked West Virginia and star quarterback Major Harris, 12-10, in Morgantown.

During his undergraduate days at Tech, Beamer started three years as a cornerback and played on the Hokies' 1966 and 1968 Liberty Bowl teams. He received a B.S. in distributive education from Tech in 1969 and a master's in guidance from Radford in 1972.

Then came the start of the Beamer coaching career.

He began as an assistant at Radford High School from 1969 through 1971. Then, after one season as a graduate assistant at the University of Maryland, he went to The Citadel where he worked five seasons under Bobby Ross and one year under Art Baker. His last two years at The Citadel, Beamer was the defensive coordinator.

In 1979, Beamer went to Murray State as the defensive coordinator under Mike Gottfried. He was named head coach at Murray State in 1981 and went on to compile a six-year record of 42 wins, 23 losses and two ties.

The Tech coach was born in Mt. Airy, N.C., and grew up in Hillsville, Va. At Hillsville High, he earned 11 varsity letters as a three-sport athlete in football, basketball and baseball.

Beamer is married to the former Cheryl Oakley of Richmond, Va. They have two children, Shane, a former member of his dad's football team at Tech and now an assistant at the University of South Carolina; and daughter Casey, a 2003 graduate of Virginia Tech.

Beamer's Profile

PERSONAL:

Born: 10/18/46, Mt. Airy, N.C.
Hometown: Hillsville, Va.
Wife: former Cheryl Oakley
Children: Shane, Casey

EDUCATION:

High School: Hillsville (1965)
College: Virginia Tech (1969)
Postgraduate: Radford University (1972)

PLAYING EXPERIENCE:

Virginia Tech (1966-68)

COACHING EXPERIENCE:

1972 Graduate Assistant, Maryland
1973-76 Assistant Coach, The Citadel
1977-78 Defensive Coordinator, The Citadel
1979-80 Defensive Coordinator, Murray State

1981-86 Head Coach, Murray State
1981 (8-3)
1982 (4-7)
1983 (7-4)
1984 (9-2)
1985 (7-3-1)
1986 (7-4-1) Ohio Valley co-champion
Record at Murray State: 42-23-2 (six years)

1987- Head Coach, Virginia Tech
1987 (2-9)
1988 (3-8)
1989 (6-4-1)
1990 (6-5)
1991 (5-6)
1992 (2-8-1)
1993 (9-3) Independence Bowl champion
1994 (8-4) Gator Bowl
1995 (10-2) BIG EAST champion, Sugar Bowl champion
1996 (10-2) BIG EAST co-champion, Orange Bowl
1997 (7-5) Gator Bowl
1998 (9-3) Music City Bowl champion
1999 (11-1) BIG EAST champion, Sugar Bowl
2000 (11-1) Gator Bowl champion
2001 (8-4) Gator Bowl
2002 (10-4) San Francisco Bowl champion
2003 (8-6) Insight Bowl
2004 (10-3) ACC champion, Sugar Bowl
2005 (11-2) ACC Coastal champion, Gator Bowl champion
2006 (10-3) Chick-fil-A Bowl
Record at Virginia Tech: 156-82-2 (20 years)
Overall head coaching record: 198-105-4 (26 years)

BOWL/PLAYOFF EXPERIENCE:

Player

1966 Liberty (Virginia Tech vs. Miami)
1968 Liberty (Virginia Tech vs. Mississippi)

Coach

1979 Division I-AA Playoffs (Murray State, semifinals)
1993 Independence (Virginia Tech vs. Indiana)
1994 Gator (Virginia Tech vs. Tennessee)
1995 Sugar (Virginia Tech vs. Texas)
1996 Orange (Virginia Tech vs. Nebraska)
1997 Gator (Virginia Tech vs. North Carolina)
1998 Music City (Virginia Tech vs. Alabama)
1999 Sugar (Virginia Tech vs. Florida State)
2000 Gator (Virginia Tech vs. Clemson)
2001 Gator (Virginia Tech vs. Florida State)
2002 San Francisco (Virginia Tech vs. Air Force)
2003 Insight (Virginia Tech vs. California)
2004 Sugar (Virginia Tech vs. Auburn)
2005 Gator (Virginia Tech vs. Louisville)
2006 Chick-fil-A (Virginia Tech vs. Georgia)

NOTEWORTHY ACCOMPLISHMENTS

Under the direction of Frank Beamer and his staff, the Hokies have ...

- played for the national championship for the first time in school history.
- become one of only four Division I schools to go to bowl games each of the last 14 seasons.
- earned four conference titles and four BCS bids in a 11-year span.
- become one of only three teams (USC & Texas) to produce three-consecutive 10-win seasons.
- compiled a school-record streak in the Associated Press Top 25 Poll at 84 consecutive weeks.
- posted 11 wins in a season for the first time.
- registered the program's first back-to-back 11-win seasons.
- produced the school's first 11-0 regular-season record in football.
- averaged more than nine wins a season over the last 14 years.
- won an Atlantic Coast Conference Championship in their first season of competition.
- played in the inaugural ACC Championship game.
- produced the ACC Coach of the Year and Player of the Year during their inaugural ACC season.
- became the first team in BIG EAST history to win all the league's major awards in the same season.
- earned the highest national rankings in school football history, including five Top 10 finishes and back-to-back Top 6 finishes.
- finished in a final Top 25 poll 12 times in the last 14 seasons.
- won more games (156) than under any other coaching staff in school history.
- been to four times as many bowl games (14) than under any other staff.
- won more bowl games (6) than under any other coaching staff.
- posted 14 straight seasons of seven or more wins for the first time in school history.
- had 116 of their last 138 games televised (84 percent).
- compiled an 92-31 record in televised games since the start of the 1995 season.
- blocked more kicks in the 1990s than any other Division I-A team.
- become one of only eight Division I-A schools ever to lead the nation in both scoring offense and defense in the same season.
- Led the nation in total defense in consecutive years (2005 & 2006) to become the first team since Oklahoma in 1986-1987, and sixth all-time, to lead the NCAA in total defense in back-to-back seasons.
- had at least one player from every defensive position score a touchdown.
- produced a No. 1 pick in the National Football League draft.
- had more than 130 players sign with NFL teams.
- had two players who entered the program as walk-ons drafted in the top four rounds of the NFL draft.
- produced 12 Associated Press All-Americans over the last eight seasons.
- had players win 10 major conference individual awards in the last nine years.



National Coach of the Year
Coach Frank Beamer was tabbed the consensus national football coach of the year for 1999 after leading the Hokies to an 11-0 regular season and a berth in the national championship game.

Frank Beamer, the first Tech alumnus to guide the Hokies' football program since the 1940s, has won more games at Tech than any other football coach. Prior to Beamer, no other grid coach in Virginia Tech history had served more than 10 seasons as head coach. Only two of the 119 Division I-A head coaches have been at their current school consecutively longer than Beamer's 20 years. Those coaches are Joe Paterno (41 yrs., Penn State) and Bobby Bowden (31 yrs., Florida State).

With last year's visit to the Chick-fil-A Bowl, head coach Frank Beamer has led the Hokies to 14 straight bowl games. The 14 bowl appearances mark the third-highest by any active coach. Penn State's Joe Paterno leads the way with 33, followed by Florida State's Bobby Bowden with 28. Beamer is tied with Tennessee's Phillip Fulmer and South Carolina's Steve Spurrier.

2006 Season in Review

College Football's Top Defense and a Strong Finish Land Hokies in Atlanta

Following an Atlantic Coast Conference championship in 2004 and a Coastal Division title in 2005, the Virginia Tech Hokies had their work cut out for them to maintain the level of success they had achieved during their first two years in the league. Despite having some big holes to fill in 2006, Tech was chosen to finish second in the Coastal Division, and was penciled into the No. 17 slot in the preseason national rankings.

The Hokies eventually wound up with a 10-3 record and an invitation to the Chick-fil-A Bowl after finishing nearly exactly the way they were predicted — second in the Coastal and 19th in the nation. The maroon and orange was solid once again, even in a year when perennial powers Miami and Florida State struggled to .500 marks, and teams like Wake Forest shocked the league with a conference title.

But Tech's success wasn't going to come easily. After losing more than half of its starters from an 11-2 Gator Bowl season in 2005 — including a Tech-record nine players chosen in the NFL draft — there would be a lot of new faces on the field, and on the sideline, as the team was also breaking in four new assistant coaches.

Was Sean Glennon the right man for the quarterback position? Could Branden Ore fill the shoes of the departed Cedric Humes and Mike Imoh behind an inexperienced offensive line? Would the defense be able to follow up its No. 1 billing from 2005?



From his first collegiate start in the opener against Northeastern, redshirt sophomore QB Sean Glennon improved throughout the season and led the Hokies to 10 wins and a Chick-fil-A Bowl berth.



The Tech defense handled eventual ACC champion Wake Forest in a 27-6 victory over the No. 14 Demon Deacons and led the nation in total defense, scoring defense and pass defense heading into bowl season.

Although the answer to those questions would ultimately be a resounding 'yes,' Tech's early season opponents allowed the Hokies some time to ease into their schedule.

The 2006 season kicked off with a 38-0 blanking of I-AA Northeastern on Sept. 2 at Lane Stadium before a new home attendance record of 66,233. Glennon wasted no time cementing his role as the starter as he led the offense to touchdowns on its first three possessions. He finished the game 15-of-18 passing for 222 yards and three touchdowns. Although the running game never got going, the Hokie defense and special teams held strong behind two interceptions and two blocked kicks.

Tech's first road game came the following week in Chapel Hill against North Carolina. Josh Morgan tallied the Hokies' third blocked kick in two games, while Ore rushed for 111 yards and a career-high three touchdowns. The score ended up 35-10 in the Hokies' favor after the defense picked off four passes, including one by Brenden Hill that was returned 69 yards for a touchdown.

The Hokies returned to Blacksburg on Sept. 16 to begin a three-game homestand, which started with their second shutout win in three contests — a 36-0 defeat of Duke. David Clowney established a career-high with 120 receiving yards, while freshmen Sam Wheeler and Kenny Lewis, Jr., each recorded their first collegiate scores. The defense and special teams were solid once again, as the Hokies racked up eight sacks while Eddie Royal returned a punt 58 yards for a touchdown.

Tech improved to 4-0 the next week with a 29-13 win over Cincinnati, but for the first time on the young season, it did not come without a fight. The Bearcats led 10-5 at the half and 13-10 at the start of the fourth quarter, but the Hokies put up 17 unanswered points in the final quarter to pull away. Ore carried the offense with 152 second-half rushing yards,

while cornerback Victor "Macho" Harris made two late picks, including a game-sealing 72-yard interception return for a touchdown.

Ranked at a season-high 11th in the nation, the Hokies headed into a Sept. 30 battle with No. 24 Georgia Tech — the first real test of the season. The game was not as close as the 38-27 final score indicated, as the Yellow Jackets jumped out to a 21-0 lead after less than 11 minutes of play behind a pair of touchdowns from All-American receiver Calvin Johnson. Tech spent the rest of game clawing its way back behind career-highs from Glennon (339 yards passing), Justin Harper (109 yards receiving) and Royal (102 yards receiving), but it was too little, too late.

The Hokies' next contest came at Boston College in one of their signature Thursday night ESPN games, of which they had won 11-straight dating back to 1995. However, the Eagles ended that streak with a convincing 22-3 win that dropped the Hokies to 4-2 and out of the national rankings for the first time since 2004. Tech doomed itself with turnovers and penalties, and only Brandon Pace's 36-yard field goal kept Tech from being shut out for the first time since 1996.

Although the Oct. 12 loss was the low point of the season for the Hokies, they used it as a wake-up call and it ended up vaulting them to a dominating six-game winning streak to finish the season. Tech would allow only 29 points throughout the final six games — the stingiest such stretch since 1938 — including just two touchdowns while posting two more shutouts.

The Hokies got back on track in Blacksburg on Oct. 21 with a 36-6 drubbing of Southern Miss. Glennon completed only four passes on the day, but that was more than enough as Ore rushed for a career-high 207 yards to carry the load, including a 70-yard scamper to the end zone early in the fourth to put the game out of reach. The Tech defense recorded six sacks and its second safety of the season.

The biggest game of the year — and the season's brightest moment — came just five days later against Clemson in another Thursday night ESPN game. The 10th-ranked Tigers came to town with the vaunted rushing duo of James Davis and C.J. Spiller, but it was the Hokies' Ore who rolled on the yardage, gaining 203 yards to become the first player in school history to record two 200-yard games in his career, let alone in back-to-back contests. The Tigers jumped out to a 7-0 lead on the first possession of the game, but the Hokies bottled them up for a 24-7 upset win, limiting Clemson to just 80 yards rushing. Fans rushed the field in celebration under a sky of fireworks, and the Hokies were suddenly back in ACC contention.



Brandon Flowers breaks up a pass in the Hokies' dominating 24-7 win over No. 10 Clemson during a Thursday night ESPN game in Blacksburg.

Frank Beamer and his squad quickly shifted their focus to their next opponent — the struggling Miami Hurricanes — for a game that would be played in the always-tough environment of the Orange Bowl. Ore was once again the hero, scoring both of the Hokies' touchdowns, including the game-winner with 1:34 remaining to give Tech a 17-10 triumph. Xavier Adibi's interception with 3:33 remaining set up the score, while Brandon Flowers' second pick of the game during Miami's last effort sealed the victory.

The Hokies returned home on Nov. 11 for a non-conference tilt with Kent State, and promptly shut out the Golden Flashes 23-0. Pace nailed three field goals to break Tech's record for consecutive field goals made, while Ore tallied his 15th touchdown of the season for the offense. Vince Hall led the defensive charge with a career-high 15 tackles, before defensive end Noland Burchette put the icing on the cake mid-way through the fourth quarter with a 15-yard fumble return for a touchdown.

Although Georgia Tech had already clinched

the Coastal Division, the Hokies traveled to Winston-Salem on Nov. 18 aiming to beat the surprising Wake Forest Demon Deacons, who were ranked 14th in the nation at the time. Ore went down early with an ankle injury, but other players stepped up to provide a 27-6 victory. Lewis, Jr., and George Bell combined for 102 yards rushing in Ore's absence, while Glennon tossed touchdown bombs of 49 and 53 yards to Royal and Morgan, respectively. Pace added two more field goals, and Adibi scored the Hokies' fourth defensive touchdown of the season on a 35-yard fumble return.

The final game of the regular season came at home on Thanksgiving weekend against the archrival Cavaliers of Virginia. Usually an intensely played contest, this one was no different, even though the outcome was decided early in the second half. Although Tech scored just 17 points on scores by Bell and Royal, and Pace's 22nd-straight field goal, the defense dominated once again. Led by Hall and Adibi's 20 combined tackles, the Hokies posted their fourth shutout and surrendered a season-low 112 total yards to Virginia's offense, as the Cavaliers snapped the ball in Tech territory just once, which happened to be on a punt. The Hokies' 17-0 triumph helped them retain the Commonwealth Cup, and gave them double-digit wins for the third-straight year.

The year ended on a down note when the Hokies fell to Georgia, 31-24, in the Chick-fil-A Bowl after leading 21-3 at the half, but with 16 starters scheduled to return in 2007, the future appears to continue to be bright for the Hokies.

The Hokies also featured seven All-ACC selections. Hall was chosen to the first team as the top linebacker in the conference with 113 votes, while Flowers joined him as a first-team

cornerback, and Ore as a first-team running back. Named to the All-ACC second team were Duane Brown at offensive tackle, Adibi at linebacker, Pace at place-kicker and Royal at return specialist.

Flowers was also tabbed a third-team All-American by the Associated Press, and guard Sergio Render earned first-team Freshman All-America honors by Rivals.com.



Xavier Adibi forced an interception and picked off another pass himself in Tech's 17-10 win over Miami.



Vince Hall and the Hokies shut out Virginia 17-0 in the regular-season finale. The junior linebacker led the ACC in tackles with 128.

Chick-fil-A Bowl

Bulldogs Snap Hokies' Winning Streak Before A Record Crowd at the Georgia Dome

ATLANTA - Virginia Tech jumped out to a 21-3 halftime lead, but the Hokies' second-half turnovers proved costly as Georgia scored 28 unanswered points in the final 30 minutes to knock off Tech 31-24 in the Chick-fil-A Bowl in front of a record crowd of 75,406 fans at the Georgia Dome on Dec. 30, 2006.

The loss snapped Tech's six-game winning streak and ended the Hokies' bid at becoming just the fourth team in school history to win 11 games in a season. Tech finished its season with a 10-3 record, while Georgia finished its 2006 campaign with a 9-4 mark.

The Hokies jumped out to that 18-point halftime lead thanks to two 1-yard touchdown runs by tailback Branden Ore and a 53-yard pass from receiver Eddie Royal to tight end Sam Wheeler on a trick play. But Tech turned the ball over four times in the second half — all by quarterback Sean Glennon — and three of those turnovers led to 18 Georgia points.

The Bulldogs cut the lead to 21-6 on a 52-yard field goal by Brandon Coutu early in the second half, and then head coach Mark Richt made a decision that helped turned the game around. Richt decided to go for an onside kick, and the Bulldogs recovered. That ended up leading to a 6-yard touchdown pass from Matthew Stafford to tight end Martrez Milner that cut the Tech lead to 21-13.

A Glennon interception on Tech's next possession led to 3-yard run by Gregg Lumpkin with 12:39 left in the game. Georgia went for two points and got it when Stafford hit Milner in the back of the end zone. That tied the game at 21.

A Glennon fumble on the first play of Tech's next possession led to a 28-yard field goal by Coutu that enabled the Bulldogs to regain the lead, 24-21, with 10:42 remaining. Glennon's interception on the Hokies' next possession ultimately led to a 1-yard touchdown run by Brannan Southerland with 7:30 to go that gave the Bulldogs a 31-21 lead.

The Hokies cut the lead to 31-24 on a field goal by Brandon Pace with 3:41 remaining and actually got the ball back with 1:25 to go. But they couldn't muster a first down, with the fourth-down play ending when a Glennon pass fell incomplete.

Glennon, a 6-foot-4, 221-pound redshirt sophomore from Centreville, Va., suffered a nightmarish game in the season finale. He completed 13-of-26 for 94 yards, with three interceptions and a fumble.

Royal caught four passes for 45 yards, and Ore ran for 42 yards on 20 carries to pace the Hokies. Tech finished with just 189 yards of total offense.

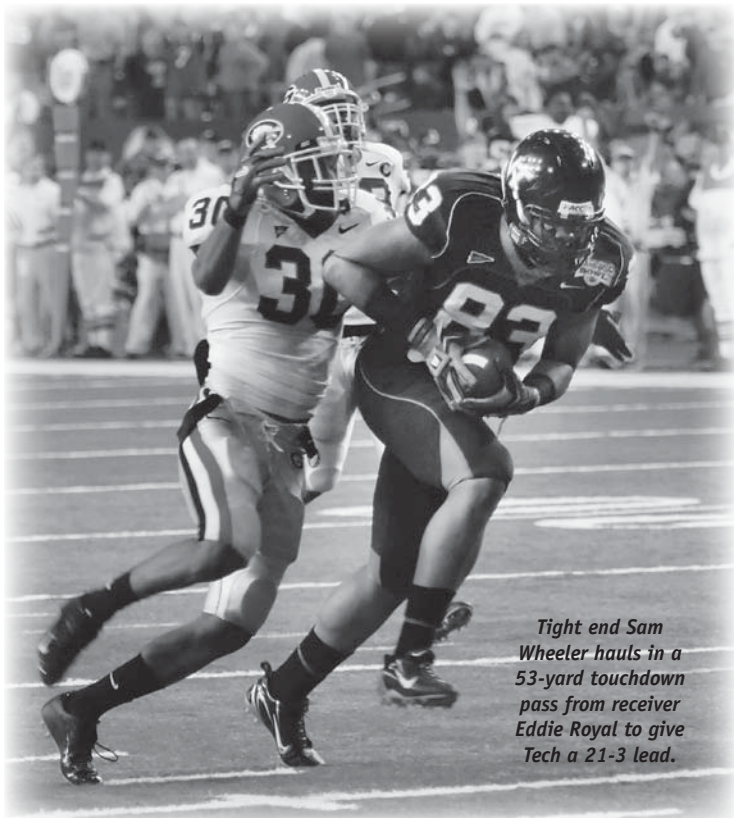
Tech's defense, ranked No. 1 nationally going



Linebacker Vince Hall made 13 tackles against Georgia to finish the season with an ACC-high total of 128.

into the game, struggled in the second half, though it was often put in difficult situations. Georgia amassed 153 of its 200 total yards in the final 30 minutes. Stafford, a true freshman, completed 9-of-21 for 129 yards, with a touchdown and an interception.

The game marked the end of a stellar four-year run for Tech's seniors, who were bidding to become just the second class in school history to win 40 games over a four-year span. They finished with a four-year mark of 39-13, joining last year's class and the 2001 class with 39 wins each.



Tight end Sam Wheeler hauls in a 53-yard touchdown pass from receiver Eddie Royal to give Tech a 21-3 lead.

December 30, 2006 • Atlanta, Ga.
Georgia Dome • Att: 75,406

Georgia	3	0	10	18	—	31
Virginia Tech	0	21	0	3	—	24

- GA (10:49 re 1st) - FG Coutu 39
- VT (14:07 re 2nd) - Ore 1 run (Pace kick)
- VT (6:45 re 2nd) - Ore 1 run (Pace kick)
- VT (4:36 re 2nd) - Wheeler 53 pass from Royal (Pace kick)
- GA (6:10 re 3rd) - FG Coutu 51
- GA (1:52 re 3rd) - Milner 6 pass from Stafford (Coutu kick)
- GA (12:39 re 4th) - Lumpkin 3 run (Milner pass from Stafford)
- GA (10:49 re 4th) - FG Coutu 28
- GA (7:30 re 4th) - Southerland 1 run (Coutu kick)
- VT (3:41 re 4th) - FG Pace 28

Team Stats	UGA	VT	Individual Leaders
First downs	9	9	Rushing — UGA, Lumpkin
Rushing yds.	31-71	26-42	12-39, Ware 6-24, Southerland 6-5,
Passing yds.	129	147	Stafford 7-3; VT, Ore 20-42, K. Lewis
Return yds.	44	53	2-5, Glennon 4-(-5).
Passes	9-21-1	14-27-3	Passing — UGA, Stafford 9-
Punts-avg.	7-37.7	4-48.8	21-1-129; VT, Glennon 13-26-3-94,
Fumbles-lost	1-0	1-1	Royal 1-1-0-53.
Penalties-yds.	4-31	8-78	Receiving — UGA, Milner 3-49,
Time of poss.	30:23	29:37	Massaquoi 2-18, Southerland 1-27,
Sacks by	3-14	2-15	Raley 1-24, Durham 1-11, Ware 1-0;
			VT, Royal 4-45, Ore 4-11, Morgan
			2-14, Wheeler 1-53, Boone 1-10,
			Clowney 1-8, Harper 1-6.

2006 Superlatives

Tech Individual Game Highs

Rushes	37	Branden Ore vs Clemson (Oct 26, 2006)
Yards Rushing	207	Branden Ore vs Southern Miss (Oct 21, 2006)
TD Rushes	3	Branden Ore at North Carolina (Sep 09, 2006)
Long Rush	70	Branden Ore vs Southern Miss (Oct 21, 2006)
Pass attempts	53	Sean Glennon vs Georgia Tech (Sep 30, 2006)
Pass completions	27	Sean Glennon vs Georgia Tech (Sep 30, 2006)
Yards Passing	339	Sean Glennon vs Georgia Tech (Sep 30, 2006)
TD Passes	3	Sean Glennon vs Northeastern (Sep 02, 2006)
Long Pass	60	Sean Glennon vs Duke (Sep 16, 2006)
Receptions	7	Eddie Royal vs Georgia Tech (Sep 30, 2006)
Yards Receiving	120	David Clowney vs Duke (Sep 16, 2006)
TD Receptions	1	Josh Morgan vs Northeastern (Sep 02, 2006)
		Branden Ore vs Northeastern (Sep 02, 2006)
		Carlton Weatherford vs Northeastern (Sep 02, 2006)
		Greg Boone at North Carolina (Sep 09, 2006)
		Josh Morgan vs Duke (Sep 16, 2006)
		Sam Wheeler vs Duke (Sep 16, 2006)
		Justin Harper vs Cincinnati (Sep 23, 2006)
		Eddie Royal vs Georgia Tech (Sep 30, 2006)
		Josh Morgan vs Southern Miss (Oct 21, 2006)
		Josh Morgan at Wake Forest (Nov 18, 2006)
		Eddie Royal at Wake Forest (Nov 18, 2006)
		Eddie Royal vs Virginia (Nov 25, 2006)
		Sam Wheeler vs Georgia (Dec 30, 2006)
Long Reception	60	David Clowney vs Duke (Sep 16, 2006)
Field Goals	3	Brandon Pace vs Kent State (Nov 11, 2006)
Long Field Goal	42	Brandon Pace vs Duke (Sep 16, 2006)
		Brandon Pace at Wake Forest (Nov 18, 2006)
Punts	8	Nic Schmitt vs Clemson (Oct 26, 2006)
		Nic Schmitt at Miami (Nov 04, 2006)
Punting Avg	48.8	Nic Schmitt vs Georgia (Dec 30, 2006)
Long Punt	58	Nic Schmitt vs Kent State (Nov 11, 2006)
		Nic Schmitt vs Virginia (Nov 25, 2006)
Long Punt Return	58	Eddie Royal vs Duke (Sep 16, 2006)
Long Kickoff Return	55	Eddie Royal at Wake Forest (Nov 18, 2006)
Tackles	15	Vince Hall vs Kent State (Nov 11, 2006)
Sacks	3.0	William Wall vs Duke (Sep 16, 2006)
Tackles For Loss	3.5	Chris Ellis vs Kent State (Nov 11, 2006)
Interceptions	2	Victor Harris vs Cincinnati (Sep 23, 2006)
		Brandon Flowers at Miami (Nov 04, 2006)

Tech Team Game Highs

Rushes	58	vs Clemson (Oct 26, 2006)
Yards Rushing	284	vs Southern Miss (Oct 21, 2006)
Yards Per Rush	7.3	vs Southern Miss (Oct 21, 2006)
TD Rushes	3	at North Carolina (Sep 09, 2006)
		vs Southern Miss (Oct 21, 2006)
		vs Clemson (Oct 26, 2006)
Pass attempts	54	vs Georgia Tech (Sep 30, 2006)
Pass completions	27	vs Georgia Tech (Sep 30, 2006)
Yards Passing	339	vs Georgia Tech (Sep 30, 2006)
Yards Per Pass	11.7	vs Duke (Sep 16, 2006)
TD Passes	3	vs Northeastern (Sep 02, 2006)
Total Plays	81	vs Georgia Tech (Sep 30, 2006)
Total Offense	418	vs Duke (Sep 16, 2006)
Yards Per Play	7.2	vs Southern Miss (Oct 21, 2006)
Points	38	vs Northeastern (Sep 02, 2006)
Sacks By	8	vs Duke (Sep 16, 2006)
First Downs	25	vs Georgia Tech (Sep 30, 2006)
Penalties	9	vs Duke (Sep 16, 2006)
		at Boston College (Oct 12, 2006)
Penalty Yards	88	at Boston College (Oct 12, 2006)
Turnovers	4	at Boston College (Oct 12, 2006)
		vs Georgia (Dec 30, 2006)
Interceptions By	4	at North Carolina (Sep 09, 2006)

Opponent Individual Game Highs

Rushes	21	Eugene Jarvis, vs Kent State (Nov 11, 2006)
Yards Rushing	105	Tashard Choice, vs Georgia Tech (Sep 30, 2006)
TD Rushes	2	Tashard Choice, vs Georgia Tech (Sep 30, 2006)
Long Rush	50	Tyrone Moss, at Miami (Nov 04, 2006)
Pass attempts	30	Riley Skinner, at Wake Forest (Nov 18, 2006)
Pass completions	17	Riley Skinner, at Wake Forest (Nov 18, 2006)
Yards Passing	195	Riley Skinner, at Wake Forest (Nov 18, 2006)
TD Passes	2	Reggie Ball, vs Georgia Tech (Sep 30, 2006)
		Matt Ryan, at Boston College (Oct 12, 2006)
Long Pass	59	Reggie Ball, vs Georgia Tech (Sep 30, 2006)
Receptions	6	Calvin Johnson, vs Georgia Tech (Sep 30, 2006)
Yards Receiving	115	Calvin Johnson, vs Georgia Tech (Sep 30, 2006)
TD Receptions	2	Calvin Johnson, vs Georgia Tech (Sep 30, 2006)
		Kevin Challenger, at Boston College (Oct 12, 2006)
Long Reception	59	James Johnson, vs Georgia Tech (Sep 30, 2006)
Field Goals	3	Brandon Coutu, vs Georgia (Dec 30, 2006) Long
Long Field Goal	55	Jon Peattie, at Miami (Nov 04, 2006)
Punts	10	Cole Chason, vs Clemson (Oct 26, 2006)
Punting Avg	46.0	Jon Peattie, at Miami (Nov 04, 2006)
Long Punt	58	Ryan Weigand, vs Virginia (Nov 25, 2006)
Long Punt Return	34	Brandon Tate, at North Carolina (Sep 09, 2006)
Long Kickoff Return	34	Tony Franklin, vs Virginia (Nov 25, 2006)
Tackles	14	Antonio Clay, vs Clemson (Oct 26, 2006)
Sacks	3.0	Calais Campbell, at Miami (Nov 04, 2006)
Tackles For Loss	3.0	Calais Campbell, at Miami (Nov 04, 2006)
		Jack Williams, vs Kent State (Nov 11, 2006)
		Charles Johnson, vs Georgia (Dec 30, 2006)
Interceptions	2	Tony Taylor, vs Georgia (Dec 30, 2006)

Opponent Team Game Highs

Rushes	41	vs Duke (Sep 16, 2006)
Yards Rushing	153	at Miami (Nov 04, 2006)
Yards Per Rush	5.7	at Miami (Nov 04, 2006)
TD Rushes	2	vs Georgia Tech (Sep 30, 2006)
		vs Georgia (Dec 30, 2006)
Pass attempts	38	at North Carolina (Sep 09, 2006)
Pass completions	19	at North Carolina (Sep 09, 2006)
Yards Passing	195	at Wake Forest (Nov 18, 2006)
Yards Per Pass	10.4	vs Georgia Tech (Sep 30, 2006)
TD Passes	2	vs Georgia Tech (Sep 30, 2006)
		at Boston College (Oct 12, 2006)
Total Plays	69	at North Carolina (Sep 09, 2006)
Total Offense	325	vs Georgia Tech (Sep 30, 2006)
Yards Per Play	6.1	vs Georgia Tech (Sep 30, 2006)
Points	38	vs Georgia Tech (Sep 30, 2006)
Sacks By	5	at Miami (Nov 04, 2006)
First Downs	16	at North Carolina (Sep 09, 2006)
		at Boston College (Oct 12, 2006)
Penalties	10	vs Northeastern (Sep 02, 2006)
Penalty Yards	83	vs Georgia Tech (Sep 30, 2006)
Turnovers	5	at North Carolina (Sep 09, 2006)
Interceptions By	3	vs Georgia (Dec 30, 2006)

2006 Statistics

RECORD:	OVERALL	HOME	AWAY	NEUTRAL
ALL GAMES	(10-3)	(7-1)	(3-1)	(0-1)
CONFERENCE	(6-2)	(3-1)	(3-1)	(0-0)
NON-CONFERENCE	(4-1)	(4-0)	(0-0)	(0-1)

Date	Opponent		Score	Attend
Sep 02, 2006	NORTHEASTERN	W	38- 0	66233
* Sep 09, 2006	at North Carolina	W	35-10	57000
* Sep 16, 2006	DUKE	W	36- 0	66233
Sep 23, 2006	CINCINNATI	W	29-13	66233
* Sep 30, 2006	#24 GEORGIA TECH	L	27-38	66233
* Oct 12, 2006	at Boston College	L	3-22	44500
Oct 21, 2006	SOUTHERN MISS	W	36- 6	66233
* Oct 26, 2006	#10 CLEMSON	W	24- 7	66233
* Nov 04, 2006	at Miami	W	17-10	41504
Nov 11, 2006	KENT STATE	W	23- 0	66233
* Nov 18, 2006	at #14 Wake Forest	W	27- 6	36723
* Nov 25, 2006	VIRGINIA	W	17- 0	66233
† Dec. 30, 2006	vs. Georgia	L	24-31	75406

* - Atlantic Coast Conference Game

† - Chick-fil-A Bowl

SCORE BY QUARTERS	1st	2nd	3rd	4th	Total
Virginia Tech	77	89	79	91	336
Opponents	40	23	39	41	143

RUSHING	GP-GS	Att	Gain	Loss	Net	Avg	TD	Long	Avg/G
Branden Ore	12-12	241	1187	50	1137	4.7	16	70	94.8
Kenny Lewis	7-1	54	237	22	215	4.0	2	26	30.7
George Bell	4-0	35	109	2	107	3.1	2	13	26.8
Elan Lewis	8-0	28	55	8	47	1.7	1	9	5.9
Ike Whitaker	5-0	9	47	5	42	4.7	0	18	8.4
Eddie Royal	13-9	5	29	5	24	4.8	0	10	1.8
Carlton Weatherford	13-0	3	11	0	11	3.7	0	8	0.8
Josh Morgan	12-11	1	6	0	6	6.0	0	6	0.5
Kenny Jefferson	6-0	1	3	0	3	3.0	0	3	0.5
Jesse Allen	13-6	3	3	0	3	1.0	0	2	0.2
Dustin Pickle	13-0	1	0	3	-3	-3.0	0	0	-0.2
David Clowney	12-5	1	0	5	-5	-5.0	0	0	-0.4
Sean Glennon	13-13	63	142	223	-81	-1.3	1	19	-6.2
TEAM	11-0	10	0	32	-32	-3.2	0	0	-2.9
Total	13	455	1829	355	1474	3.2	22	70	113.4
Opponents	13	429	1511	325	1186	2.8	7	50	91.2

PASSING	GP-GS	Effic	Cmp-Att-Int	Pct	Yards	TD	Long	Avg/G
Sean Glennon	13-13	122.0	170-302-11	56.3	2191	11	60	168.5
Ike Whitaker	5-0	145.6	10-16-0	62.5	119	1	41	23.8
Eddie Royal	13-9	225.1	1-3-1	33.3	53	1	53	4.1
TEAM	11-0	0.0	0-1-0	0.0	0	0	0	0.0
Total	13	123.7	181-322-12	56.2	2363	13	60	181.8
Opponents	13	91.3	161-314-17	51.3	1667	6	59	128.2

TEAM STATISTICS	VT	OPP
SCORING	336	143
Points Per Game	25.8	11.0
FIRST DOWNS	196	147
Rushing	77	61
Passing	99	66
Penalty	20	20
RUSHING YARDAGE	1474	1186
Yards gained rushing	1829	1511
Yards lost rushing	355	325
Rushing Attempts	455	429
Average Per Rush	3.2	2.8
Average Per Game	113.4	91.2
TDs Rushing	22	7
PASSING YARDAGE	2363	1667
Att-Comp-Int	322-181-12	314-161-17
Average Per Pass	7.3	5.3
Average Per Catch	13.1	10.4
Average Per Game	181.8	128.2
TDs Passing	13	6
TOTAL OFFENSE	3837	2853
Total Plays	777	743
Average Per Play	4.9	3.8
Average Per Game	295.2	219.5
KICK RETURNS: #-YARDS	29-606	29-616
PUNT RETURNS: #-YARDS	28-353	26-212
INT RETURNS: #-YARDS	17-305	12-55
KICK RETURN AVERAGE	20.9	21.2
PUNT RETURN AVERAGE	12.6	8.2
INT RETURN AVERAGE	17.9	4.6
FUMBLES-LOST	22-11	23-10
PENALTIES-YARDS	77-664	82-635
Average Per Game	51.1	48.8
PUNTS-YARDS	62-2582	88-3347
Average Per Punt	41.6	38.0
Net punt average	36.0	32.9
TIME OF POSSESSION/GAME	29:09	30:51
3RD-DOWN CONVERSIONS	62/173	50/185
3rd-Down Pct	36%	27%
4TH-DOWN CONVERSIONS	3/11	3/10
4th-Down Pct	27%	30%
SACKS BY-YARDS	30-218	29-219
MISC YARDS	0	3
TOUCHDOWNS SCORED	40	14
FIELD GOALS-ATTEMPTS	18-20	14-17
ON-SIDE KICKS	0-1	2-2
RED-ZONE SCORES	37-43 86%	20-27 74%
RED-ZONE TOUCHDOWNS	22-43 51%	11-27 41%
PAT-ATTEMPTS	38-40 95%	13-13 100%
ATTENDANCE	529864	179727
Games/Avg Per Game	8/66233	4/44932
Neutral Site Games		1/75406

DEFENSIVE LEADERS	GP	-----Tackles-----			TFL/Yds	-Sacks-	-----Pass Def-----			-Fumbles-	Blkd			
		Solo	Ast	Total			No-Yards	Int-Yds	BU			PD	QBH	Rcv-Yds
Vince Hall	13	61	67	128	10.5 - 35	2.0 - 21		1	1	8	1 - 0	2	.	.
Xavier Adibi	13	29	53	82	6.5 - 18	3.0 - 9	3 - 49	3	6	5	1 - 35	3	.	.
Aaron Rouse	13	23	34	57	2.0 - 4	.	1 - 28	2	3	.	.	1	.	.
Brenden Hill	13	24	28	52	6.5 - 41	2.5 - 21	3 - 95	6	9	3
Barry Booker	13	16	36	52	7.0 - 41	1.5 - 21		2	2	12	1 - 0	1	.	.
Brandon Flowers	13	29	22	51	7.5 - 41	3.5 - 28	3 - 26	18	21	3	.	1	.	.
Noland Burchette	13	24	20	44	7.5 - 27	3.5 - 21	.	.	17		2 - 15	1	.	.
D.J. Parker	13	13	28	41	.	.	2 - 28	7	9	.	.	2	.	.
Carlton Powell	13	16	22	38	6.5 - 25	2.5 - 19	.	1	1	7	2 - 0	.	.	.
Chris Ellis	12	18	20	38	8.5 - 46	4.5 - 38	.	1	1	16	.	2	.	.
Cary Wade	12	18	19	37	1.5 - 2	1 - 0	1	1	.
Victor Harris	13	22	12	34	1.0 - 2	.	4 - 75	1	5
Orion Martin	13	9	20	29	1.5 - 10	1.0 - 8	.	.	12
Kory Robertson	13	9	7	16	2.0 - 13	1.0 - 10	.	.	6	.	.	.	1	.
Cordarrow Thompson	13	7	7	14	3.0 - 9	2.0 - 8	.	.	3
Nekos Brown	13	5	7	12	0.5 - 1	1 - 12	.	.	.
Cody Grimm	13	5	5	10
Purnell Sturdivant	13	4	6	10
Brett Warren	3	4	6	10
Kam Chancellor	13	3	6	9	.	.	1 - 4	2	3
William Wall	5	5	4	9	3.0 - 14	3.0 - 14	.	1	1	5	.	1	.	.
Dorian Porch	13	4	5	9
Corey Gordon	13	1	6	7	.	.	.	2	2
Roland Minor	8	5	1	6	.	.	.	1	1	.	1 - 0	.	.	.
Cam Martin	9	3	3	6
Jonas Houseright	13	.	5	5
Nick Leeson	13	3	2	5
Stephan Virgil	11	3	1	4
Jason Adjepong	2	1	3	4	2
Duane Brown	13	3	1	4	1	.
Corey Price	8	2	2	4
Ryan Hash	13	2	2	4
Jake Patten	13	1	3	4
David Clowney	12	2	1	3
Jahre Cheeseman	3	3	.	3
Branden Ore	12	3	.	3
Watson Stelly	2	.	1	1
Josh Morgan	12	1	.	1	2	.
Jared Develli	12	.	1	1
Omar Hashish	2	.	1	1
Demetrius Taylor	8	.	1	1
Eddie Royal	13	1	.	1
TEAM	11	2
Total	13	382	468	850	75 - 329	30 - 218	17 - 305	48	65	99	10 - 62	15	5	2
Opponents	13	442	368	810	78 - 307	29 - 219	12 - 55	44	56	21	10 - 50	15	4	1

RECEIVING	GP-GS	No.	Yards	Avg	TD	Long	Avg/G
David Clowney	12-5	34	424	12.5	0	60	35.3
Josh Morgan	12-11	33	448	13.6	4	54	37.3
Eddie Royal	13-9	31	497	16.0	3	49	38.2
Justin Harper	13-3	21	324	15.4	1	49	24.9
Branden Ore	12-12	18	214	11.9	1	55	17.8
Josh Hyman	12-0	16	111	6.9	0	20	9.2
Sam Wheeler	13-7	13	199	15.3	2	53	15.3
Greg Boone	12-9	5	68	13.6	1	41	5.7
Jesse Allen	13-6	4	47	11.8	0	28	3.6
Carlton Weatherford	13-0	4	25	6.2	1	8	1.9
Justin Born	2-0	1	7	7.0	0	7	3.5
Sean Glennon	13-13	1	-1	-1.0	0	0	-0.1
Total	13	181	2363	13.1	13	60	181.8
Opponents	13	161	1667	10.4	6	59	128.2

PUNT RETURNS	No.	Yards	Avg	TD	Long
Eddie Royal	23	304	13.2	1	58
Josh Morgan	4	31	7.8	0	3
Cary Wade	1	12	12.0	0	0
Jason Adjepong	0	6	0.0	0	6
Total	28	353	12.6	1	58
Opponents	26	212	8.2	0	34

INTERCEPTIONS	No.	Yards	Avg	TD	Long
Victor Harris	4	75	1.0	1	72
Brenden Hill	3	95	1.0	1	69
Brandon Flowers	3	26	1.0	0	24
Xavier Adibi	3	49	1.0	0	40
D.J. Parker	2	28	1.0	0	18
Kam Chancellor	1	4	1.0	0	3
Aaron Rouse	1	28	1.0	0	28
Total	17	305	1.0	2	72
Opponents	12	55	1.0	0	31

KICK RETURNS	No.	Yards	Avg	TD	Long
Eddie Royal	19	431	22.7	0	55
Josh Morgan	6	107	17.8	0	25
David Clowney	2	44	22.0	0	24
Carlton Weatherford	1	24	24.0	0	24
TEAM	1	0	0.0	0	0
Total	29	606	20.9	0	55
Opponents	29	616	21.2	0	34

FUMBLE RETURNS	No.	Yards	Avg	TD	Long
Noland Burchette	1	15	15.0	1	15
Xavier Adibi	1	35	35.0	1	35
Nekos Brown	1	12	12.0	0	12
Total	3	62	20.7	2	35
Opponents	3	50	16.7	1	38

SCORING	TD	FGs	----- PATS -----					Saf	Points
			Kick	Rush	Rcv	Pass			
Branden Ore	17	0-0	0-0	0-0	0	0-0	0	102	
Brandon Pace	0	18-19	38-40	0-0	0	0-0	0	92	
Josh Morgan	4	0-0	0-0	0-0	0	0-0	0	24	
Eddie Royal	4	0-0	0-0	0-0	0	0-0	0	24	
Kenny Lewis	2	0-0	0-0	0-0	0	0-0	0	12	
George Bell	2	0-0	0-0	0-0	0	0-0	0	12	
Sam Wheeler	2	0-0	0-0	0-0	0	0-0	0	12	
Noland Burchette	1	0-0	0-0	0-0	0	0-0	0	6	
Greg Boone	1	0-0	0-0	0-0	0	0-0	0	6	
Victor Harris	1	0-0	0-0	0-0	0	0-0	0	6	
Brenden Hill	1	0-0	0-0	0-0	0	0-0	0	6	
Carlton Weatherford	1	0-0	0-0	0-0	0	0-0	0	6	
Justin Harper	1	0-0	0-0	0-0	0	0-0	0	6	
Sean Glennon	1	0-0	0-0	0-0	0	0-0	0	6	
Elan Lewis	1	0-0	0-0	0-0	0	0-0	0	6	
Xavier Adibi	1	0-0	0-0	0-0	0	0-0	0	6	
Jared Develli	0	0-1	0-0	0-0	0	0-0	0	0	
TEAM	0	0-0	0-0	0-0	0	0-0	2	4	
Total	40	18-20	38-40	0-0	0	0-0	2	336	
Opponents	14	14-17	13-13	0-0	1	1-1	1	143	

TOTAL OFFENSE	G	Plays	Rush	Pass	Total	Avg/G
Sean Glennon	13	365	-81	2191	2110	162.3
Branden Ore	12	241	1137	0	1137	94.8
Kenny Lewis	7	54	215	0	215	30.7
Ike Whitaker	5	25	42	119	161	32.2
George Bell	4	35	107	0	107	26.8
Eddie Royal	13	8	24	53	77	5.9
Elan Lewis	8	28	47	0	47	5.9
Carlton Weatherford	13	3	11	0	11	0.8
Josh Morgan	12	1	6	0	6	0.5
Kenny Jefferson	6	1	3	0	3	0.5
Jesse Allen	13	3	3	0	3	0.2
Dustin Pickle	13	1	-3	0	-3	-0.2
David Clowney	12	1	-5	0	-5	-0.4
TEAM	11	11	-32	0	-32	-2.9
Total	13	777	1474	2363	3837	295.2
Opponents	13	743	1186	1667	2853	219.5

FIELD GOALS	FGM-FGA	Pct	01-19	20-29	30-39	40-49	50-99	Lg	Blk
Brandon Pace	18-19	94.7	0-0	6-6	9-9	3-4	0-0	42	0
Jared Develli	0-1	0.0	0-0	0-0	0-1	0-0	0-0	0	1

FG SEQUENCE	Virginia Tech	OPPONENTS
Northeastern	(30),34	42
North Carolina	-	(46)
Duke	(42)	-
Cincinnati	(37),(21)	(34),(46)
Georgia Tech	(41),(25)	(22)
Boston College	(36)	(36),(20)
Southern Miss	(26),(34)	(38),(37)
Clemson	(37)	-
Miami	(32)	(55),52
Kent State	(34),(37),(24)	32
Wake Forest	(42),(35)	(47),(22)
Virginia	(23),47	-
Georgia	(28)	(39),(51),(28)

Numbers in (parentheses) indicate field goal was made.

PUNTING	No.	Yards	Avg	Long	TB	FC	I20	50+	Blkd
Nic Schmitt	61	2575	42.2	58	7	13	17	13	0
TEAM	1	7	7.0	7	0	0	0	0	1
Total	62	2582	41.6	58	7	13	17	13	1
Opponents	88	3347	38.0	58	5	24	21	5	3

KICKOFFS	No.	Yards	Avg	TB	OB	Retn	Net	YdLn
Jared Develli	57	3661	64.2	35	0			
Brandon Pace	8	483	60.4	3	0			
Jud Dunlevy	4	251	62.8	1	0			
Nic Schmitt	2	94	47.0	0	0			
Total	71	4489	63.2	39	0	21.2	43.6	21
Opponents	41	2368	57.8	9	4	20.9	38.6	26

ALL-PURPOSE	GP	Rush	Rcv	PR	KR	IR	Total	Avg/G
Branden Ore	12	1137	214	0	0	0	1351	112.6
Eddie Royal	13	24	497	304	431	0	1256	96.6
Josh Morgan	12	6	448	31	107	0	592	49.3
David Clowney	12	-5	424	0	44	0	463	38.6
Justin Harper	13	0	324	0	0	0	324	24.9
Kenny Lewis	7	215	0	0	0	0	215	30.7
Sam Wheeler	13	0	199	0	0	0	199	15.3
Josh Hyman	12	0	111	0	0	0	111	9.2
George Bell	4	107	0	0	0	0	107	26.8
Brenden Hill	13	0	0	0	0	95	95	7.3
Victor Harris	13	0	0	0	0	75	75	5.8
Greg Boone	12	0	68	0	0	0	68	5.7
Carlton Weatherford	13	11	25	0	24	0	60	4.6
Jesse Allen	13	3	47	0	0	0	50	3.8
Xavier Adibi	13	0	0	0	0	49	49	3.8
Elan Lewis	8	47	0	0	0	0	47	5.9
Ike Whitaker	5	42	0	0	0	0	42	8.4
Aaron Rouse	13	0	0	0	0	28	28	2.2
D.J. Parker	13	0	0	0	0	28	28	2.2
Brandon Flowers	13	0	0	0	0	26	26	2.0
Cary Wade	12	0	0	12	0	0	12	1.0
Justin Born	2	0	7	0	0	0	7	3.5
Jason Adjepong	2	0	0	6	0	0	6	3.0
Kam Chancellor	13	0	0	0	0	4	4	0.3
Kenny Jefferson	6	3	0	0	0	0	3	0.5
Dustin Pickle	13	-3	0	0	0	0	-3	-0.2
Sean Glennon	13	-81	-1	0	0	0	-82	-6.3
TEAM	11	-32	0	0	0	0	-32	-2.9
Total	13	1474	2363	353	606	305	5101	392.4
Opponents	13	1186	1667	212	616	55	3736	287.4

2006 REVIEW

GAME 1 Northeastern

Hokies Pitch 38-0 Shutout Over the Huskies to Open Season

BLACKSBURG — Quarterback Sean Glennon passed for three touchdowns in his first collegiate start as Virginia Tech's young football squad opened the 2006 season with a 38-0 victory over Northeastern before a record crowd at Lane Stadium/Worsham Field.

Glennon guided the Hokies to touchdowns on each of their three first-quarter possessions. He completed 15-of-18 passes on the day for 222 yards, tossing touchdown passes of 54, 55 and 4 yards. He was intercepted once.

With nearly half of its dress squad composed of freshmen and sophomores, Tech's performance left room for improvement.

The Hokies managed just 111 yards on the ground and bogged down on several drives. Northeastern controlled the football for just over 35 minutes of the game.

Defensively, Tech picked off a pair of passes and held the Huskies to 207 total yards, while on special teams, the Hokies blocked a punt and a field goal.



Kory Robertson (75) blocks a field goal on the last play of the game to preserve Tech's shutout against Northeastern.



Quarterback Sean Glennon (7) threw touchdown passes of 54 and 55 yards against the Huskies in his first collegiate start.

Hokies-Huskies Game Notes

- The crowd of 66,233 established a new school attendance record and marked the largest crowd to witness a collegiate football game in the commonwealth of Virginia.
- **Sean Glennon** became the first Tech quarterback to toss two touchdown passes of 50 yards or more in a season-opening game since 1992 when Maurice DeShazo had TD passes of 69 and 64 yards to Antonio Freeman in the opening game against JMU.
- Tailback **Branden Ore's** 55-yard touchdown catch against Northeastern was the longest reception for a Tech running back since Kevin Jones caught a 55-yard non-scoring pass against Boston College in 2003. The last Tech running back to catch a touchdown pass of 55 yards or more was Tommy Edwards, who had a 55-yard scoring grab at Pittsburgh in 1993.

Lane Stadium/Worsham Field • Blacksburg, Va.
Sept. 2, 2006 • Attendance: 66,233

Northeastern	0	0	0	0	—	0
Virginia Tech	21	7	7	3	—	38

VT (9:15 re 1st)	- Ore 6 run (Pace kick failed)
VT (7:14 re 1st)	- Morgan 54 pass from Glennon (Pace kick)
VT (3:29 re 1st)	- Bell 1 run (Pace kick)
VT (1:07 re 2nd)	- Ore 55 pass from Glennon (Pace kick)
VT (5:28 re 3rd)	- Weatherford 4 pass from Glennon (Pace kick)
VT (12:30 re 4th)	- FG Pace 30

Team Stats	NU	VT
First Downs	15	19
Rushes-yds.	37-107	27-111
Passing yds.	106	271
Return yds.	0	18
Passes	15-26-2	21-27-1
Punts-avg.	6-27.2	1-48.0
Fumbles-lost	1-0	0-0
Penalties-yds.	10-78	7-56
Time of poss.	35:11	24:49
Sacks by	1-9	2-20

8-30, E. Lewis 2-11, Royal 1-9, Whitaker 1-7, Weatherford 1-2, Glennon 3-(-2).

Passing — NU, Orio 13-24-2-103, Sperrazza 2-2-0-3; VT, Glennon 15-18-1-3, Whitaker 6-9-0-49.


Receiving — NU, Broomfield 4-14, Mandeville 3-51, Ballantyne 2-18, Hopkins 2-5, Plum 1-8, Conway 1-4, Murray 1-3, Parks 1-3; VT, Clowney 5-44, Harper 3-35, Weatherford 3-19, Ore 2-81, Morgan 2-65, Royal 2-8, Born 1-7, Boone 1-5, Hyman 1-4, Allen 1-3.

Individual Leaders

Rushing — NU, Murray 18-69, Broomfield 11-31, Hopkins 4-20, Orio 4-(-19); VT, Ore 11-54, Bell

North Carolina GAME 2

Strong 'D', Special Teams Spark Tech to 35-10 Road Win



Defensive tackle Barry Booker (59) knocks down a Tar Heel pass.



Brenden Hill follows a block by Noland Burchette (96) on the way to the end zone on a 69-yard interception return.

CHAPEL HILL, N.C. — In a perfect example of BeamerBall, Virginia Tech used outstanding defense and special teams play to hand the University of North Carolina a 35-10 loss despite picking up just nine first downs on offense.

Trailing 3-0 early in the game, Tech used a 40-yard interception return by Xavier Adibi and a blocked punt by Josh Morgan to set up a pair of short touchdown runs by tailback Branden Ore for a 14-3 halftime lead.

Ore capped a 55-yard third-quarter drive with his third TD run

of the day to put the Hokies in control.

Tech intercepted four passes in the game, with outside linebacker Brenden Hill returning one for 69 yards and a touchdown in the fourth quarter. Rover Aaron Rouse and freshman corner back Kam Chancellor also contributed picks.

Tech's offense got 111 yards rushing from Ore, but finished with just 224 yards overall. The Hokies lost three fumbles in the contest, but none led to scores.

Kenan Stadium • Chapel Hill, N.C. Sept. 9, 2006 • Attendance: 57,000

Virginia Tech	7	7	7	14	—	35
North Carolina	3	0	0	7	—	10

NC (9:59 re 1st)	-	FG Barth 46
VT (0:31 re 1st)	-	Ore 1 run (Pace kick)
VT (2:06 re 2nd)	-	Ore 4 run (Pace kick)
VT (5:00 re 3rd)	-	Ore 5 run (Pace kick)
VT (6:43 re 4th)	-	Hill 69 interception return (Pace kick)
VT (4:49 re 4th)	-	Boone 41 pass from Whitaker (Pace kick)
NC (1:25 re 4th)	-	Foster 18 pass from Sexton (Barth kick)

Team Stats	VT	UNC
First Downs	9	16
Rushes-yds.	30-117	31-89
Passing yds.	107	179
Return yds.	141	7
Passes	11-18-0	19-38-4
Punts-avg.	6-44.7	6-31.0
Fumbles-lost	5-3	1-1
Penalties-yds.	7-55	1-10
Time of poss.	25:31	34:29
Sacks by	1-2	1-8

Individual Leaders

Rushing — VT, Ore 22-111, Bell 3-8, E. Lewis 3-2, Glennon 2-(-4); UNC, Warren 3-24, Edwards 11-24, Dailey 3-18, McGill 10-15, Sexton 4-8.

Passing — VT, Glennon 10-17-0-66, Whitaker 1-1-0-41; UNC, Sexton 9-21-2-124, Dailey 10-17-2-55.

Receiving — VT, Clowney 4-18, Hyman 3-12, Ore 2-37, Boone 1-41, Glennon 1-(-1); UNC, Nicks 5-35, Holley 4-60, Foster 3-40, Tate 2-30, Edwards 2-6, Wells 1-7, Hamlett 1-4, McGill 1-(-3).

Hokies-Tar Heels Game Notes

- Senior **Brenden Hill's** 69-yard interception return for a touchdown was the longest interception return for a Tech player since cornerback Eric Green ran 84 yards with a pick against UConn in 2003.
- Tailback **Branden Ore** accounted for 111 of the team's 117 rushing yards in the game, and scored a career-high three touchdowns against the Tar Heels.
- **Josh Morgan** blocked a punt in the second quarter of the game to become the 53rd different Tech player to block a kick during Coach Frank Beamer's 19-plus seasons as the head coach.
- With the win, Tech improved to 9-0 in road ACC contests since joining the league in 2004.

GAME 3

Duke

Offense, Defense Strong in 36-0 Shutout of Blue Devils

BLACKSBURG – Virginia Tech turned to its passing game and a stout defense to post its third straight win of the season, a 36-0 ACC decision against Duke at Lane Stadium/Worsham Field.


Quarterback Sean Glennon passed for 301 yards and two touchdowns in the game. He hit flanker David Clowney with a 60-yard pass to the Duke 5 on the first offensive play of the game and went on to connect on 15 of 25 passes.

The Tech defense held the Blue Devils to 28 total yards on 27 plays in the first half and 139 yards overall for the

game. The Hokies posted eight quarterback sacks, including three from redshirt freshman end William Wall.

Junior Eddie Royal added a 58-yard punt return for a touchdown in the first quarter and finished with 193 all-purpose yards. Clowney caught four passes for a career-best 120 yards.

Duke controlled the football for 34 minutes, but failed to score on two trips inside the red zone. The Blue Devils' special teams, however, took a page from the Hokies' book, blocking a pair of Tech extra point kicks.



Eddie Royal outraces a Duke defender on a 58-yard punt return for a touchdown.

Lane Stadium/Worsham Field • Blacksburg, Va. Sept. 16, 2006 • Attendance: 66,233

Duke	0	0	0	0	—	0
Virginia Tech	13	10	7	6	—	36

- VT (12:59 re 1st) - Ore 1 run (kick blocked)
- VT (0:39 re 1st) - Royal 58 punt return (Pace kick)
- VT (11:02 re 2nd) - FG Pace 42
- VT (2:49 re 2nd) - Wheeler 17 pass from Glennon (Pace kick)
- VT (7:17 re 3rd) - Morgan 25 pass from Glennon (Pace kick)
- VT (10:55 re 4th) - K. Lewis 2 run (kick blocked)

Team Stats	D	VT
First Downs	12	22
Rushes-yds.	41-58	33-102
Passing yds.	81	316
Return yds.	0	12
Passes	8-14-0	16-27-1
Punts-avg.	8-42.1	2-40.0
Fumbles-lost	3-1	2-0
Penalties-yds.	7-43	9-85
Time of poss.	34:06	25:54
Sack by	0-0	8-44

Boyette 1-(-1), Jones 10-(-7), Lewis 8-(-20); VT, Ore 15-64, K. Lewis 6-16, Weatherford 1-8, Whitaker 2-8, Glennon 1-6, E. Lewis 6-2, Allen 1-1, Team 1-(-3).

Passing — D, Jones 6-8-0-71, Lewis 2-6-0-10; VT, Glennon 15-25-1-301, Whitaker 1-1-0-15, Team 0-1-0-0.

Receiving — D, Stefanow 3-21, Riley 2-45, Boyle 1-6, Wright 1-5, Chestnut 1-4; VT, Clowney 4-120, Morgan 4-69, Royal 2-55, Harper 2-30, Wheeler 2-25, Hyman 1-18, Ore 1-(-1)

Individual Leaders

Rushing — D, Boyle 10-36, Robinson 7-32, Harris 5-18,

Hokies-Blue Devils Game Notes

- Blacksburg native **Sam Wheeler**, a redshirt freshman tight end, made his first career start and scored his first collegiate touchdown in the Duke game. Wheeler caught a 17-yard touchdown pass from **Sean Glennon** in the second quarter.
- **Eddie Royal's** punt return for a touchdown against Duke was the first for a Tech player since DeAngelo Hall returned a punt 52 yards for a TD in the 2003 Insight Bowl.
- Duke became the first team to block two kicks against Virginia Tech since 2004 when Miami had two blocks against the Hokies.



Freshman Kenny Lewis, Jr., lunges for the pylon to score his first collegiate touchdown.

Big Fourth Quarter Rescues Tech in 29-13 Win over Bearcats

BLACKSBURG — Virginia Tech overcame a sluggish start and a well-prepared Cincinnati football team to post a hard-earned 29-13 victory and give head coach Frank Beamer his 150th win at his alma mater.


Trailing 10-5 at the half, Tech took the second half kickoff and drove 70 yards in 1:36 to grab the lead and the momentum, thanks to a 47-yard touchdown catch by Justin Harper.

The Bearcats rebounded to lead briefly, but the Hokies roared

back behind tailback Branden Ore to finish the game with 17 unanswered points.

Ore rushed 25 times for 170 yards and a touchdown to pump life into the offense in the second half. He went into the locker room at the half with just 18 yards and ran for 152 in the second half.

The defense got two interceptions from cornerback Victor Harris, including one for 72 yards and a touchdown, to preserve the win in the final minutes.



Cornerback Victor Harris (1) ices Tech's win over Cincinnati with a 72-yard interception return for a touchdown.



Nic Schmitt prepares to boom a 50-yard punt.

Hokies-Bearcats Game Notes

- When Cincinnati scored in the second quarter, it marked the first points given up by Tech at home since the last play of the first half of the North Carolina game last season, a span of 11 quarters.
- Tech failed to score in the second quarter, breaking a string of 18-straight quarters with points.
- **Josh Morgan** blocked a punt for a safety in the first quarter. Tech has blocked at least one kick in each of its last six games against Cincinnati.
- The victory marked just the ninth win for a Beamer-coached squad when trailing after three quarters. Tech entered the game 8-60 in such scenarios.

Lane Stadium/Worsham Field • Blacksburg, Va. Sept. 23, 2006 • Attendance: 66,233

Cincinnati	0	10	3	0	— 13
Virginia Tech	5	0	7	17	— 29

VT (4:54 re 1st)	- Team safety
VT (1:09 re 1st)	- FG Pace 37
UC (3:15 re 2nd)	- Moore 1 run (Lovell kick)
UC (0:58 re 2nd)	- FG Lovell 34
VT (13:24 re 3rd)	- Harper 47 pass from Glennon (Pace kick)
UC (4:39 re 3rd)	- FG Lovell 46
VT (14:51 re 4th)	- FG Pace 21
VT (8:30 re 4th)	- Ore 1 run (Pace kick)
VT (2:01 re 4th)	- Harris 72 interception return (Pace kick)

Team Stats	UC	VT
First Downs	12	15
Rushes-yds.	38-121	33-145
Passing yds.	159	188
Return yds.	3	75
Passes	14-20-2	11-23-1
Punts-avg.	5-30.2	3-39.0
Fumbles-lost	2-1	1-1
Penalties-yds.	9-75	7-52
Time of poss.	35:06	24:54
Sack by	3-25	2-14

Individual Leaders

Rushing — UC, Benton 9-52, Moore 16-48, Waugh 1-7, Grutza 7-5, Jones 1-3, McKenzie 1-3, Glatthaar 3-3; VT, Ore 25-170, E. Lewis 1-2, Team 1-(-1), Royal 1-(-5), Glennon 5-(-25).

Passing — UC, Grutza 14-20-2-159; VT, Glennon 11-23-1-188.

Receiving — UC, Celek 3-45, Barwin 3-36, Moore 3-16, Goodman 2-9, Glatthaar 2-2, Stewart 1-51; VT, Morgan 4-27, Harper 2-64, Hyman 2-10, Royal 1-44, Ore 1-34, Boone 1-9.

GAME 5

Georgia Tech

Yellow Jackets Dominate in All Phases as Hokies Lose 38-27

BLACKSBURG — Georgia Tech got off to a fast start and beat No. 11 Virginia Tech at its own game, using special teams and defense on the way to a decisive 38-27 victory that saddled the Hokies with their first loss of the season.

Georgia Tech All-America receiver Calvin Johnson scored the first two times he touched the football to spark the No. 24 Yellow Jackets to a 21-0 lead in the first quarter.

A blocked punt and a fumble return for a touchdown were also instrumental in the win.

Virginia Tech posted 25 first downs to the Yellow Jackets' 11, but never recovered from the visitor's early scoring burst.

Quarterback Sean Glennon passed for 339 yards and a touchdown trying to rally the Hokies, but it wasn't enough to overcome the slow start.



Split end Justin Harper (81) wrestles the ball away from a Georgia Tech defender on the way to a career-best 109 yards receiving.

Hokies-Yellow Jackets Game Notes

- **Sean Glennon** attempted 53 passes against Georgia Tech, tying a school record for attempts in a game set by Don Strock against Houston in 1972. The 54 attempts by the team set a new mark, breaking the old record of 53 against Houston.
- **Justin Harper** had a career-high 109 yards receiving in his first collegiate start. **Eddie Royal** also had a career best with 102 yards receiving. It marked the first time the Hokies had produced two 100-yard receivers in the same game since 2002 when Ernest Wilford (279) and Keith Willis (113) accomplished the feat at Syracuse.
- The 21 first quarter points were the most ever allowed by a **Frank Beamer**-coached Hokie squad.

Lane Stadium/Worsham Field • Blacksburg, Va. Sept. 30, 2006 • Attendance: 66,233

Georgia Tech	21	3	14	0	—	38
Virginia Tech	7	6	0	14	—	27

GT (12:22 re 1st)	- C. Johnson 3 pass from Ball (Bell kick)
GT (7:54 re 1st)	- C. Johnson 53 pass from Ball (Bell kick)
GT (4:12 re 1st)	- Choice 5 run (Bell kick)
VT (0:20 re 1st)	- Ore 26 run (Pace kick)
VT (7:41 re 2nd)	- FG Pace 41
VT (4:29 re 2nd)	- FG Pace 25
GT (0:03 re 2nd)	- FG Bell 22
GT (13:29 re 3rd)	- Guyton 38 fumble return (Bell kick)
GT (3:02 re 3rd)	- Choice 0 fumble recovery (Bell kick)
VT (11:40 re 4th)	- E. Lewis 1 run (Pace kick)
VT (3:31 re 4th)	- Royal 21 pass from Glennon (Pace kick)

Team Stats	GT	VT
First Downs	11	25
Rushes-yds.	36-149	27-42
Passing yds.	176	339
Return yds.	38	26
Passes	9-17-2	27-54-0
Punts-avg.	5-45.8	5-29.0
Fumbles-lost	1-0	2-2
Penalties-yds.	8-83	5-28
Time of poss.	28:40	31:20
Sacks by	4-45	2-17

Individual Leaders

Rushing — GT, Choice 18-105, Ball 13-34, Grant 5-10; VT, Ore 14-59, E. Lewis 5-19, Glennon 8-(-36).

Passing — GT, Ball 9-16-2-176, Team 0-1-0-0; VT, Glennon 27-53-0-339, Royal 0-1-0-0.

Receiving — GT, C. Johnson 5-115, J. Johnson 2-62, Grant 1-(-1); VT, Royal 7-102, Hyman 6-58, Clowney 5-58, Harper 4-109, Wheeler 3-4, Allen 1-5, Boone 1-3.



Senior David Clowney hauls in one of his five catches against the Yellow Jackets.

Boston College GAME 6

Eagles Take it to Hokies as Tech falls 22-3 on Thursday Night

CHESTNUT HILL, Mass. — The Eagles of Boston College scored 15 points off of Virginia Tech miscues to hand the Hokies a 22-3 loss in a Thursday night ESPN game at Alumni Stadium. The loss was the first in an Atlantic Coast Conference road game for Tech, snapping a 9-0 streak.

An interception led to a 7-3 BC lead at halftime. The Eagles turned another interception and a fumble recovery into a pair of field goals during the third quarter, before putting the game away with an 83-yard touchdown drive midway through the final quarter. A high snap from center

on a Tech punt resulted in a safety with 1:37 remaining.

BC quarterback Matt Ryan tossed a pair of touchdown passes to Kevin Challenger and the Eagles' defense kept the pressure on Tech quarterback Sean Glennon, recording four sacks for minus-45 yards.

The Hokies committed four turnovers and hurt themselves with penalties, including one that negated a touchdown pass in the final seconds of the first half. Tailback Branden Ore rushed for 71 yards, and Glennon completed 23 of 34 passes for 148 yards, but Tech's overall offensive total was just 181 yards.



Defenders Noland Burchette (96), Xavier Adibi (11) and Cary Wade (30) smother a BC ball carrier.

Alumni Stadium • Chestnut Hill, Mass. Oct. 12, 2006 • Attendance: 44,500

Virginia Tech	0	3	0	0	—	3
Boston College	0	7	6	9	—	22

BC (5:11 re 2nd)	- Challenger 15 pass from Ryan (Aponavicius kick)
VT (0:41 re 2nd)	- FG Pace 36
BC (9:11 re 3rd)	- FG Aponavicius 36
BC (4:50 re 3rd)	- FG Aponavicius 20
BC (6:49 re 4th)	- Challenger 18 pass from Ryan (Aponavicius kick)
BC (1:37 re 4th)	- Team safety

Team Stats	VT	BC
First downs	14	16
Rushing yds.	28-33	34-90
Passing yds.	148	174
Return yds.	0	31
Passes	23-34-2	16-29-0
Punts-avg.	5-47.8	6-36.0
Fumbles-lost	3-2	1-0
Penalties-yds.	9-88	9-60
Time of poss.	27:51	32:09
Sacks by	0-0	4-45

Individual Leaders

Rushing — VT, Ore 19-71, Team, 1-(-11), Glennon 8-(-27); BC, Whitworth 17-60, Callender 14-30, Toal 1-2, Team 2-(-2).

Passing — VT, Glennon 23-34-2-148; BC, Ryan 16-29-0-174.

Receiving — VT, Morgan 6-35, Royal 5-44, Clowney 5-30, Ore 5-26, Wheeler 1-7, Harper 1-6; BC, Challenger 3-45, Thompson 3-38, Gonzalez 3-26, Megwa 2-34, Whitworth 2-5, Purvis 1-14, Sele 1-7, Robinson 1-5.

Hokies-Eagles Game Notes

- Tech's three points were its fewest in an ACC game and its fewest since a 42-3 loss to North Carolina in the Gator Bowl following the 1997 season.
- The Hokies finished with just 33 yards on the ground in the game, their fewest rushing yards since a 2001 game at Pittsburgh. Tech had just 15 yards in that 38-7 loss to the Panthers in Pittsburgh.
- The loss broke an 11-game Tech winning streak in Thursday night ESPN games. The Hokies' only other loss in their 14 Thursday night ESPN games was a 20-14 defeat at the hands of BC at Lane Stadium in 1995.
- For the third game in a row, Tech trailed at the half. The last time that happened to the Hokies was during the 1997 season, when Tech trailed at the half in each of its last four games of the season.



Tech's Aaron Rouse parts an Eagle receiver from the football.

GAME 7 Southern Miss

Hokies Get Back on Track with 36-6 Win Over USM

BLACKSBURG — Virginia Tech used a large dose of tailback Brandon Ore to cure a two-game losing streak with a 36-6 Homecoming victory against non-conference foe Southern Miss.

Ore brought the Hokies' running game to life with a career-best 207 yards on 23 carries. He gave Tech the lead for good with a 2-yard TD run in the first quarter and broke USM's back with a 70-yard touchdown burst early in the fourth period. Tech finished the game with a season-high 284 yards on the ground.

Tech's defense bent, but only allowed a pair of first-quarter field goals.

USM managed just 82 yards on the ground, in large part to six quarterback sacks by the Hokies for minus-48 yards. Linebacker Vince Hall led the Tech defenders with 12 tackles, a sack and a forced fumble.

Punter Nic Schmitt and place-kicker Brandon Pace also played important roles in the win. Schmitt kept the Golden Eagles pinned deep in their own territory with punts downed at the USM 1-, 2- and 7-yard lines. Pace, meanwhile, connected on a pair of field goals.

Quarterback Sean Glennon tossed a 38-yard touchdown pass to Josh Morgan to give Tech a 19-6 lead at the half.



Virginia Tech got a safety on this sack by cornerback Brandon Flowers — one of Tech's six sacks against USM.

Hokies-Golden Eagles Game Notes

- **Brandon Ore** went over the 100-yard mark in a game for the sixth time in his career and the third time in the 2006 season. His 207 yards rushing were a career high, surpassing his 170-yard performance against Cincinnati earlier in the season.
- Tech recorded its second safety of the season during the second quarter. It marks the first time since the 2002 season that the Hokies have registered two safeties in a season.
- Tech completed just six passes in the game, the fewest completions for the Hokies since a 2004 loss to NC State in which they also connected on just six passes.

Lane Stadium/Worsham Field • Blacksburg, Va.
Oct. 21, 2006 • Attendance: 66,233

Southern Miss	6	0	0	0	—	6
Virginia Tech	7	12	3	14	—	36

SM (10:52 re 1st)	- FG McCaleb 38
VT (8:02 re 1st)	- Ore 2 run (Pace kick)
SM (4:17 re 1st)	- FG McCaleb 37
VT (13:01 re 2nd)	- FG Pace 26
VT (11:50 re 2nd)	- Team safety
VT (6:16 re 2nd)	- Morgan 38 pass from Glennon (Pace kick)
VT (3:31 re 3rd)	- FG Pace 34
VT (10:21 re 4th)	- Ore 70 run (Pace kick)
VT (0:44 re 4th)	- K. Lewis 14 run (Pace kick)

Team Stats	SM	VT
First Downs	11	16
Rushes-yds.	37-82	39-284
Passing yds.	134	114
Return yds.	1	0
Passes	13-24-0	6-16-1
Punts-avg.	5-41.4	5-36.2
Fumbles-lost	4-2	1-0
Penalties-yds.	7-45	5-41
Time of poss.	33:36	26:24
Sacks by	1-2	6-48

5-11, Weakley 1-3; VT, Ore 23-207, Whitaker 5-26, K. Lewis 2-19, Royal 2-17, Glennon 4-7, Morgan 1-6, Weatherford 1-1, E. Lewis 1-1.

Passing — SM, Young 13-24-0-134; VT, Glennon 4-11-1-100, Whitaker 2-5-0-14.

Receiving — SM, Carter 2-44, Perine 2-27, Singleton 2-15, Chanove 2-7, Nelson 1-23, Barnes 1-9, Gray 1-4, Weakley 1-3, Johnson 1-2; VT, Morgan 2-49, Royal 1-40, Clowney 1-12, Harper 1-11, Wheeler 1-2.

Individual Leaders

Rushing — SM, Chanove 16-55, Young 15-51, Harrison



Tailback Brandon Ore dives for a touchdown during his 207-yard rushing performance against the Golden Eagles.

Ore Lights Up the Night as Tech Upsets Tigers 24-7

BLACKSBURG — Virginia Tech put together its best game of the season in a dominating 24-7 victory over 10th-ranked Clemson in a Thursday night ESPN game at noisy Lane Stadium/Worsham Field.

The performances of tailback Branden Ore and the Tech defense were among the highlights of the win. Ore followed good blocking up front to his second-straight 200-yard rushing game, picking up 203 yards on a career-high 37 carries. He scored on runs of 11 and 3 yards. The defense held the nation's leading scoring offense to just seven points and limited the Tigers' vaunted rushing attack to only 80 yards.

The Tigers drew first blood with a 77-yard scoring drive in the first quarter. From that point on, however, Clemson's offense was held in check, managing just three first downs and 81 total yards over the final three quarters. CU finished with 166 yards of total offense, 288.9 yards below its season average.

Tech answered Clemson's scoring drive with an 84-yard TD drive of its own and took the lead on a Brandon Pace field goal in the second quarter. Linebacker Xavier Adibi set up Ore's first TD run of the third quarter with an interception. A 41-yard pass from quarterback Sean Glennon to tight end Sam Wheeler was the key play in a 79-yard drive that Ore capped with his 3-yard touchdown run.



Senior Brandon Gore (77) clears the way against No. 10 Clemson as Branden Ore becomes the first Tech back to post two 200-yard rushing games.



Cary Wade (30) gets help from Vince Hall (9) and Brandon Flowers (18) to cage a Tiger.

Hokies-Tigers Game Notes

- Tailback **Branden Ore** became the first Tech player on record to rush for over 200 yards in back-to-back games, as well as twice in a season and career. Ore rushed for 203 yards on a career-best 37 carries against Clemson, five days after posting a career-high 207 yards in a win over Southern Miss. Ore is one of just eight Tech players to have rushed for 200 yards or more in a game.
- Ore posted a 40-yard run against the Tigers in the first quarter. It was the longest run of the year against the Clemson defense.
- **Sean Glennon** scored his first collegiate touchdown on a first-quarter quarterback sneak from the 1-yard line.
- Tech wore all-maroon uniforms for the first time since its 2003 Insight Bowl game against California.

Lane Stadium/Worsham Field • Blacksburg, Va.
Oct. 26, 2006 • Attendance: 66,233

Clemson	7	0	0	0	—	7
Virginia Tech	7	3	14	0	—	24

CU (6:09 re 1st)	- Davis 6 run (Dean kick)
VT (1:03 re 1st)	- Glennon 1 run (Pace kick)
VT (11:36 re 2nd)	- FG Pace 37
VT (9:26 re 3rd)	- Ore 11 run (Pace kick)
VT (2:07 re 3rd)	- Ore 3 run (Pace kick)

Team Stats	CU	VT
First Downs	8	15
Rushes-yds.	28-80	58-224
Passing yds.	86	108
Return yds.	5	5
Passes	11-28-1	9-15-0
Punts-avg.	10-39.4	8-40.5
Fumbles-lost	1-1	1-1
Penalties-yds.	1-5	3-22
Time of poss.	24:10	35:50
Sacks by	2-21	0-0

Individual Leaders

Rushing — CU, Spiller 10-41, Davis 12-30, Proctor 5-7, Ford 1-2; VT, Ore 37-203, K. Lewis 5-23, E. Lewis 8-7, Royal 1-3, Allen 1-0, Glennon 6-(-12).

Passing — CU, Proctor 11-28-1-86; VT, Glennon 9-15-0-108.

Receiving — CU, Grisham 3-34, Stuckey 3-28, Palmer 2-12, Spiller 2-7, Kelly 1-5; VT, Morgan 4-23, Wheeler 1-41, Clowney 1-19, Royal 1-14, Ore 1-7, Harper 1-4

GAME 9

Miami

Late Score Leads Tech to Big 17-10 Road Win over 'Canes

MIAMI, Fla. — Virginia Tech lost a lead, but won a game thanks to key plays by its defense and tailback Branden Ore over the final four minutes that allowed the Hokies to escape the Orange Bowl with a 17-10 win over Miami.

Tech enjoyed a 10-0 lead at halftime, but found itself completely stymied on offense by the Hurricanes in the second half. A 55-yard field goal by Jon Peattie got UM on the board in the third quarter, and then the 'Canes seized the momentum when Tyrone Moss broke out of a crowd of Hokies and scampered 50 yards to tie the game with 11:10 to go.

The Tech defense took the game back and set the offense up with a golden opportunity

when linebacker Xavier Adibi intercepted a blocked pass at the UM 26. With a total of just 1-yard total offense in the second half to that point, the Hokies turned to Ore who picked up 16 yards on a crucial third-and-10 situation. Two plays later, he burst 8 yards for a touchdown with 1:39 left.

Brandon Flowers' second interception of the game helped seal the win. Tech had three interceptions, while holding Miami, one of the league's top passing offenses, to just 84 yards through the air.

Ore had 79 yards and two touchdowns for the game, but overall, Tech managed just 139 yards of offense, including just 19 yards in the second half.



Brandon Flowers picks up yardage on one of his two pass interceptions against Miami.



Offensive tackle Duane Brown (76) shows his versatility and athleticism with a blocked field goal versus the 'Canes.

Hokies-Hurricanes Game Notes

- **Branden Ore** became the 10th Tech player to rush for 1,000 yards in a season. Ore improved his season total to 1,018 yards with a 79-yard performance against the Hurricanes. The last Tech player to rush for 1,000 yards in a season was Kevin Jones, who established a school single-season record with 1,647 yards in 2003. Three Tech players — Roscoe Coles, Cyrus Lawrence and Lee Suggs — rushed for 1,000 yards twice during their Tech careers.
- Virginia Tech managed just 139 yards of offense in its win at Miami. It was the lowest total offense for the Hokies in a win during Coach **Frank Beamer's** 236 games at the helm. The previous low in a win under Beamer was 206 yards in a 27-7 win against Pittsburgh in 1998. The last time Tech had fewer than 139 yards of offense in any game dates back to Beamer's very first game a Tech, a 22-10 loss to Clemson in 1987. The Hokies managed just 60 yards of total offense in that game.
- Miami became the first team to score a rushing touchdown in the fourth quarter against Tech during the 2006 season.

Orange Bowl • Miami, Fla. Nov. 4, 2006 • Attendance: 41,504

Virginia Tech	0	10	0	7	— 17
Miami	0	0	3	7	— 10

VT (7:21 re 2nd)	- FG Pace 32
VT (3:17 re 2nd)	- Ore 2 run (Pace kick)
UM (4:43 re 3rd)	- FG Peattie 55
UM (11:10 re 4th)	- Moss 50 run (Peattie kick)
VT (1:39 re 4th)	- Ore 8 run (Pace kick)

Team Stats	VT	UM
First downs	10	10
Rushing yds.	40-53	27-153
Passing yds.	86	84
Return yds.	30	0
Passes	5-19-1	14-30-3
Punts-avg.	8-36.4	7-40.3
Fumbles-lost	1-0	2-0
Penalties-yds.	3-15	8-62
Time of poss.	30:51	29:09
Sacks by	2-15	5-20

Individual Leaders

Rushing — VT, Ore 29-79, Team 4-(-10), Glennon 7-(-16); UM, Moss 13-107, Freeman 1-31, James 4-20, Jones 4-5, Wright 5-(-6).

Passing — VT, Glennon 5-19-1-86; UM, Wright 14-29-2-84, Freeman 0-1-1-0.

Receiving — VT, Morgan 2-39, Ore 2-19, Allen 1-28; UM, Moore 2-19, Olsen 2-14, Moss 2-13, Shields 2-10, Jones 2-3, Leggett 1-13, Hill 1-8, James 1-3, Zellner 1-1.

Defense Carries the Load in 23-0 Shutout of Golden Flashes

BLACKSBURG — Virginia Tech rode the leg of senior kicker Brandon Pace and a stout defense to its third shutout of the season, a 23-0 whitewashing of visiting non-conference foe Kent State.

Pace accounted for 11 of Tech's points, including a pair of first half field goals that gave the Hokies a tenuous 6-0 advantage at the intermission. A 65-yard drive early in the third quarter resulted in a 6-yard Brandon Ore touchdown run that allowed Tech a little breathing room. Another Pace field goal and a defensive touchdown put


the finishing touches on the win in the fourth quarter.

The Tech defense recovered two fumbles, returning one for a touchdown, and added an interception and three quarterback sacks. The Golden Flashes finish with just 182 yards of total offense and nine first downs. Seventy-seven of those yards came on two plays, including a 28-yard run by Nate Reed on a fake punt in the fourth quarter.

Tech won the game despite being out-rushed 84 yards to 73. The Hokies finished with a total of 214 offensive yards, including 72 on the ground by Ore.



Defensive end Chris Ellis' crushing sack (above) forces a fumble that is picked off in mid-air and returned by fellow end Noland Burchette (below) for a TD.



Lane Stadium/Worsham Field • Blacksburg, Va. Nov. 11, 2006 • Attendance: 66,233

Kent State	0	0	0	0	—	0
Virginia Tech	3	3	7	10	—	23

VT (3:46 re 1st)	-	FG Pace 34
VT (2:52 re 2nd)	-	FG Pace 37
VT (10:42 re 3rd)	-	Ore 6 run (Pace kick)
VT (12:21 re 4th)	-	FG Pace 24
VT (11:11 re 4th)	-	Burchette 15 fumble return (Pace kick)

Team Stats	KS	VT
First Downs	9	14
Rushes-yds.	34-84	36-73
Passing-yds.	98	141
Return yds.	0	15
Passes	6-16-1	12-22-0
Punts-avg.	7-37.6	5-47.8
Fumbles-lost	4-2	3-1
Penalties-yds.	9-71	5-50

Individual Leaders

Rushing — KS, Jarvis 21-62, Reed 1-28, Rogers 3-6, Drager 3-5, Machen 6-(-17); VT, Ore 25-72, Glennon 6-2, Whitaker 1-1, Lewis 3-(-1), Team 1-(-1).

Passing — KS, Machen 6-16-1-98; VT, Glennon 12-22-0-141.

Receiving — KS, Sitko 2-29, Pruden 1-49, Woodson 1-10, Jarvis 1-6, Garner 1-4; VT, Morgan 4-50, Clowney 3-37, Royal 3-24, Harper 2-30.

Hokies-Golden Flashes Game Notes

- With his three field goals against Kent State, senior **Brandon Pace** broke the school record for consecutive field goals made. Pace extended his streak to 19 in a row dating back to the Boston College game last season when he missed from 31 yards out. He broke the previous school mark of 17-straight set by Chris Kinzer in 1986.
- Linebacker **Vince Hall** led the defense with a career-high 15 tackles, a fumble caused and a fumble recovered.
- Defensive end **Noland Burchette** registered his first collegiate touchdown when he grabbed a fumble in the air and returned it 15 yards for the final score against Kent State.
- Kent State used a successful fake punt to post the first fourth-down conversion against the Hokies all season.

GAME 11 Wake Forest

Glennon Sharp in 27-6 Win Over No. 14 Demon Deacons

WINSTON-SALEM, N.C. — Despite losing leading rusher Branden Ore to an ankle injury midway through the first quarter, Virginia Tech posted an impressive 27-6 victory over No. 14 Wake Forest in front of the third-largest crowd in Groves Stadium history.

Tech used a 17-point third quarter to put the game away, but the Hokies' defense seemed in control the entire evening.

The Demon Deacons managed just two field goals in the game and were held to 104 total yards

during the first half. Wake finished with 257 yards, with 88 of their 153 second-half yards coming on three pass plays.

Tech struck quickly, scoring on a 49-yard pass from Sean Glennon to Eddie Royal on its third play of the game. The Hokies built on their 7-3 halftime lead when Glennon hit Josh Morgan for a 53-yard score on Tech's first possession of the second half. Following the first of two Brandon Pace field goals, the defense applied the

back breaker when Aaron Rouse's jarring tackle forced a fumble that was scooped up by linebacker Xavier Adibi and returned 35 yards for a touchdown.

Reserve tailbacks George Bell and Kenny Lewis, Jr., played important roles, stepping up in Ore's absence to combine for 102 yards on the ground.

Groves Stadium • Winston-Salem, N.C. Nov. 18, 2006 • Attendance: 36,723

Virginia Tech	7	0	17	3	—	27
Wake Forest	0	3	3	0	—	6

VT	(11:36 re 1st)	- Royal 49 pass from Glennon (Pace kick)
WF	(4:16 re 2nd)	- FG Swank 47
VT	(11:58 re 3rd)	- Morgan 53 pass from Glennon (Pace kick)
WF	(7:02 re 3rd)	- FG Swank 22
VT	(4:44 re 3rd)	- FG Pace 42
VT	(3:01 re 3rd)	- Adibi 35 fumble return (Pace kick)
VT	(3:28 re 4th)	- FG Pace 35

Team Stats	VT	WFU
First Downs	14	13
Rushes-yds.	33-92	32-62
Passing yds.	252	195
Return yds.	35	0
Passes	14-22-1	17-30-0
Punts-avg.	5-44.4	8-39.8
Fumbles-lost	1-0	1-1
Penalties-yds.	6-65	3-27
Time of poss.	30:16	29:44
Sacks by	1-10	1-5

Individual Leaders

Rushing — VT, K. Lewis 17-74, Bell 10-28, Ore 1-5, Glennon

2-(-4), Clowney 1-(-5), Team 2-(-6); WF, Woods 14-35, Idlette 5-20, Belton 5-9, Harris 1-7, Skinner 4-(-1), Marion 3-(-8).

Passing — VT, Glennon 14-21-0-252, Royal 0-1-1-0; WF, Skinner 17-30-0-195.

Receiving — VT, Clowney 4-66, Harper 4-29, Wheeler 2-38, Morgan 1-53, Royal 1-49, Allen 1-11, Weatherford 1-6; WF, Morton 5-94, Idlette 4-59, Woods 3-8, Bryant 1-10, Belton 1-8, Selmon 1-6, Harris 1-5, Marion 1-5.



Former high school teammates Eddie Royal (4) and Sean Glennon celebrate after teaming up on a 49-yard TD pass against the No. 14 Demon Deacons.



Junior Josh Morgan sets sail for the end zone on a 53-yard touchdown reception on which he broke a pair of tackles.

Hokies-Demon Deacons Game Notes

- Tech scored a touchdown on its opening drive for the first time since its third game of the season against Duke. It also marked the first time this season that the Hokies' first score of a game came on a pass.
- Quarterback **Sean Glennon** broke a span of four-straight games in which he had not thrown a touchdown pass. He had two touchdown tosses against the Demon Deacons.
- **Eddie Royal's** 55-yard kickoff return against Wake Forest was the longest of his Tech career.
- Freshman **Kenny Lewis, Jr.**, turned in his longest run of the season with a 26-yard jaunt in the fourth quarter. He finished the game with 74 yards on 17 carries. Redshirt sophomore **George Bell**, who has been slowed by sore knees, saw his first action since the UNC game and rushed for 28 yards.

Tech Shuts Out Cavaliers 17-0 to Keep Commonwealth Cup

BLACKSBURG, Va. — A whole lot of defense and just enough offense propelled Virginia Tech to its sixth straight win and its fourth shutout of the season in the form of a 17-0 blanking of in-state rival Virginia at Lane Stadium/Worsham Field.

The battle for the Commonwealth Cup belonged to the defenses, and it was a defensive play by the Hokies that started them on the road to victory. Linebacker Xavier Adibi's quarterback sack with just over two minutes left in the first half forced a fumble that Tech recovered at the UVA 12. Four straight runs by tailback George Bell produced a touchdown that gave the Hokies a 7-0 lead at halftime.

Tech opened the second half with a 12-play, 74-yard drive that resulted in a Brandon Pace field goal. Later in the third period, quarterback Sean Glennon led the Hokies on a 91-yard drive that was capped by his 49-yard TD pass to Eddie Royal.

Tech's defense held the Cavaliers to just 112 total yards and five first downs. Virginia got just one snap in Tech territory and that was for a punt.

Freshman tailback Kenny Lewis, Jr., rushed for a personal-best 79 yards for the Hokies, while Bell chipped in 41 yards. Glennon, who made a key 19-yard run on third down to keep Tech's opening drive of the half alive, completed 12 of 18 passes.



Linebacker Xavier Adibi's sack forced a fumble that lead to Tech's first score against the Cavaliers.



Brandon Pace extends his field goal streak to 22 straight with this 23-yarder.

Hokies-Cavaliers Game Notes

- Kicker **Brandon Pace** tied the school single-season record for consecutive field goals made before missing a 47-yard kick in the fourth quarter. His 23-yard kick in the third quarter tied the mark of 17-straight field goals made in one season set by Chris Kinzer in 1986. The third-quarter kick extended Pace's school record overall streak to 22 straight, dating back to the Boston College game last season.
- With starting tailback **Branden Ore** sidelined by an ankle injury, true freshman **Kenny Lewis, Jr.**, got the starting nod against Virginia. Lewis became the first true freshman to start a game at tailback for Tech since the 2002 Gator Bowl (following the 2001 season) when Kevin Jones started against Florida State.
- The last time Virginia Tech shut out Virginia was in 1983. The Hokies won that contest 48-0 in Charlottesville.
- Tech posted its fourth shutout of the season. The last time the Hokies had four shutouts in a season was 2002.

Lane Stadium/Worsham Field • Blacksburg, Va.
Nov. 25, 2006 • Attendance: 66,233

Virginia	0	0	0	0	—	0
Virginia Tech	0	7	10	0	—	17

VT	(0:39 re 2nd)	- Bell 1 run (Pace kick)
VT	(9:24 re 3rd)	- FG Pace 23
VT	(0:31 re 3rd)	- Royal 49 pass from Glennon (Pace kick)

Team Stats	UVa	VT
First downs	5	14
Rushes-yds.	23-46	45-156
Passing yds.	66	146
Return yds.	0	10
Passes	10-21-1	12-18-1
Punts-avg.	8-42.1	5-46.6
Fumbles-lost	1-1	1-0
Penalties-yds.	6-45	3-29
Time of poss.	22:44	37:16
Sacks by	2-11	1-2

Individual Leaders

Rushing — UVa, Snelling 13-21, Sewell 8-20, Ogletree 1-6, Team 1-(-1); VT, K. Lewis 19-79, Bell 14-41, Glennon 7-31, E. Lewis 2-3, Jefferson 1-3, Allen 1-2, Pickle 1-(-3).

Passing — UVa, Sewell 10-21-1-66; VT, Glennon 12-18-1-146.

Receiving — UVa, Snelling 3-11, Ogletree 2-31, Mines 2-19, Stupar 2-5, Peerman 1-0; VT, Royal 4-72, Hyman 3-9, Wheeler 2-29, Morgan 2-24, Clowney 1-12

HOKIE FOOTBALL



ACC Standings & Honors

2006 ACSMA/AP All-ACC Football Team

(Total Points) — 80 Total Ballots / Maximum 160 Points



OFFENSE

Quarterback
Running Back

Wide Receiver

Tight End
Tackle

Guard

Center

First Team

Matt Ryan, Jr., Boston College (142)
James Davis, So., Clemson (149)
Branden Ore, So., Virginia Tech (134)
Calvin Johnson, Jr., Georgia Tech (160) #
Chansi Stuckey, Sr., Clemson (94)
Greg Olsen, Jr., Miami (112)
Steve Vallos, Sr., Wake Forest (150)
Barry Richardson, Jr., Clemson (85)
Josh Beekman, Sr., Boston College (142)
Nathan Bennett, Sr., Clemson (114)
Steve Justice, Jr., Wake Forest (113)

Second Team

Riley Skinner, Fr., Wake Forest (33)
Tashard Choice, Jr., Georgia Tech (103)
C.J. Spiller, Fr., Clemson (58)
Darius Heyward-Bey, Fr., Maryland (46)
Greg Carr, So., Florida State (38)
Anthony Hill, Jr., NC State (65)
Duane Brown, Jr., Virginia Tech (58)
Jim Marten, Sr., Boston College (49)
Leroy Harris, Sr., NC State (57)
Andrew Crummey, Jr., Maryland (42)
Dustin Fry, Sr., Clemson (96)

Honorable Mention (25 points or more)

QB - Reggie Ball, Sr., Georgia Tech (31); Sam Hollenbach, Sr., Maryland (29)
WR - Chris Davis, Sr., Florida State (36); Kevin Challenger, Jr., Boston College (35); Kevin Ogletree, So., Virginia (27)
TE - Joey Haynos, Jr., Maryland (31); Thomas Hunter, Sr., Clemson (26)
OT - Andrew Gardner, So., Georgia Tech (48); Stephon Heyer, Sr., Maryland (33)
OG - Branden Albert, So., Virginia (34); Cory Niblock, Sr., Florida State (34); Derrick Morse, Jr., Miami (31)

DEFENSE

Defensive End

Defensive Tackle

Linebacker

Cornerback

Safety

First Team

Gaines Adams, Sr., Clemson (157)
Calais Campbell, So., Miami (105)
Joe Anoai, Sr., Georgia Tech (108)
DeMarcus Tyler, Sr., NC State (98)
Vince Hall, Jr., Virginia Tech (113)
Buster Davis, Sr., Florida State (102)
Jon Abbate, Jr., Wake Forest (97)
John Talley, Sr., Duke (140)
Brandon Flowers, So., Virginia Tech (88)
Josh Gattis, Sr., Wake Forest (149)
Jamal Lewis, Jr., Georgia Tech (61)

Second Team

Chris Long, Jr., Virginia (55)
Adamm Oliver, Jr., Georgia Tech (34)
Kareem Brown, Sr., Miami (81)
Andre Fluellen, Jr., Florida State (40) tie
B.J. Raji, Jr., Boston College (40) tie
Philip Wheeler, Jr., Georgia Tech (86)
Erin Henderson, So., Maryland (64)
Xavier Adibi, Jr., Virginia Tech (55)
Marcus Hamilton, Sr., Virginia (61)
DeJuan Tribble, Jr., Boston College (59)
Kenny Phillips, So., Miami (49)
Brandon Meriweather, Sr., Miami (48)

Honorable Mention (25 points or more)

DE - Baraka Atkins, Sr., Miami (27); Jyles Tucker, Sr., Wake Forest (26)
LB - Lawrence Timmons, Jr., Florida State (44); KaMichael Hall, Sr., Georgia Tech (27); Patrick Lowery, Sr., NC State (25)
CB - Josh Wilson, Sr., Maryland (35); Duane Coleman, Sr., Clemson (34)
S - Ryan Glasper, Sr., Boston College (38); Myron Rolle, Fr., Florida State (38); Patrick Ghee, Sr., Wake Forest (28)

SPECIAL TEAMS

Placekicker
Punter
Specialist

First Team

Sam Swank, So., Wake Forest (103)
Durant Brooks, Jr., Georgia Tech (132)
Darrell Blackman, Jr., NC State (97)

Second Team

Brandon Pace, Sr., Virginia Tech (87)
Adam Podlesh, Sr., Maryland (60)
Eddie Royal, Jr., Virginia Tech (57)

Honorable Mention (25 points or more)

PK - Dan Ennis, Sr., Maryland (34)
P - Sam Swank, So., Wake Forest (37)

2006 Individual Awards

ROOKIE OF THE YEAR
Riley Skinner, Wake Forest
COACH OF THE YEAR
Jim Grobe, Wake Forest
PLAYER OF THE YEAR
Calvin Johnson, Georgia Tech
OFFENSIVE PLAYER OF THE YEAR
Calvin Johnson, Georgia Tech
DEFENSIVE PLAYER OF THE YEAR
Gaines Adams, Clemson

Final Standings

Coastal Division

School	Conference	Overall
Georgia Tech	7-1	9-5
Virginia Tech	6-2	10-3
Virginia	4-4	5-7
Miami	3-5	7-6
North Carolina	2-6	3-9
Duke	0-8	0-12

Atlantic Division

School	Conference	Overall
Wake Forest	6-2	11-3
Boston College	5-3	10-3
Maryland	5-3	9-4
Clemson	5-3	8-5
Florida State	3-5	7-6
NC State	2-6	3-9

ACC Bowl Result Summary

Date	Bowl	Site	Score
Dec. 27, 2006	Emerald Bowl	San Francisco, Calif.	Florida State 44, UCLA 27
Dec. 29, 2006	Champs Sports Bowl	Orlando, Fla.	Maryland 24, Purdue 7
Dec. 29, 2006	Gaylord Hotels Music City Bowl	Nashville, Tenn.	Kentucky 28, Clemson 20
Dec. 30, 2006	MPC Computers Bowl	Boise, Idaho	Miami 21, Nevada 20
Dec. 30, 2006	Meineke Car Care Bowl	Charlotte, N.C.	Boston College 25, Navy 24
Dec. 30, 2006	Chick-fil-A Bowl	Atlanta, Ga.	Georgia 31, Virginia Tech 24
Jan. 1, 2007	Toyota Gator Bowl	Jacksonville, Fla.	West Virginia 38, Georgia Tech 35
Jan. 2, 2007	FedEx Orange Bowl	Miami, Fla.	Louisville 24, Wake Forest 13

2006 Final ACC Statistics

RUSHING	Team	Cl	G	Att	Yds	Avg	TD	Long	Yds/G
Tashard Choice	GT	JR	14	297	1473	5.0	12	46	105.2
Brandon Ore	VT	SO	12	241	1137	4.7	16	70	94.8
James Davis	CU	SO	13	203	1187	5.8	17	64	91.3
C.J. Spiller	CU	FR	13	129	938	7.3	10	80	72.2
Jason Snelling	VA	SR	11	183	772	4.2	7	29	70.2

PASSING AVG/GAME	Team	Cl	G	Att	Cmp	Int	Pct.	Yds	TD	Avg/G
Matthew Ryan	BC	JR	12	427	263	10	61.6	2942	15	245.2
Sam Hollenbach	MD	SR	13	328	203	11	61.9	2371	15	182.4
Will Proctor	CU	SR	13	304	183	11	60.2	2353	16	181.0
Thaddeus Lewis	DU	FR	12	340	180	16	52.9	2134	11	177.8
Drew Weatherford	FS	SO	12	312	175	11	56.1	2113	12	176.1

RECEPTIONS/GAME	Team	Cl	G	Rec	Yds	TD	Long	Avg/C	Rec/G
Calvin Johnson	GT	JR	14	76	1202	15	66	15.8	5.43
Chansi Stuckey	CU	SR	10	50	700	3	60	14.0	5.00
Kevin Ogletree	VA	SO	12	52	582	4	51	11.2	4.33
Chris Davis	FS	SR	13	49	684	4	55	14.0	3.77
Anthony Hill	ST	JR	12	45	478	0	29	10.6	3.75

ALL PURPOSE	Team	Cl	G	Rush	Rcv	PR	KR	Yds	Avg/G
Brandon Ore	VT	SO	12	1137	214	0	0	1351	112.6
Tashard Choice	GT	JR	14	1473	98	0	0	1571	112.2
C.J. Spiller	CU	FR	13	938	210	33	234	1415	108.8
Darrell Blackman	ST	JR	11	47	358	206	549	1160	105.5
James Davis	CU	SO	13	1187	115	0	0	1302	100.2
Brandon Tate	NC	SO	12	20	72	194	902	1188	99.0
Eddie Royal	VT	JR	13	24	497	304	431	1256	96.6
Jason Snelling	VA	SR	11	772	282	0	0	1054	95.8

PUNTING	Team	Cl	G	Punt	Yds	Long	Avg
Durant Brooks	GT	JR	14	79	3596	63	45.5
Adam Podlesh	MD	SR	13	56	2400	62	42.9
Nic Schmitt	VT	SR	13	61	2575	58	42.2
Johnny Ayers	BC	JR	13	59	2483	60	42.1
Brian Monroe	UM	SR	12	58	2419	74	41.7

TOTAL OFFENSE	Team	Cl	G	Rush	Pass	Plays	Total	Yds/G
Matthew Ryan	BC	JR	12	-35	2942	478	2907	242.2
Will Proctor	CU	SR	13	85	2353	365	2438	187.5
Sam Hollenbach	MD	SR	13	15	2371	379	2386	183.5
Drew Weatherford	FS	SO	12	-14	2113	369	2099	174.9
Thaddeus Lewis	DU	FR	12	-74	2134	439	2060	171.7
Reggie Ball	GT	SR	13	354	1820	426	2174	167.2
Kyle Wright	UM	JR	10	-21	1655	299	1634	163.4
Sean Glennon	VT	SO	13	-81	2191	365	2110	162.3
Daniel Evans	ST	SO	12	-13	1843	344	1830	152.5
Riley Skinner	WF	FR	14	-71	2051	312	1980	141.4

PASS EFFICIENCY	Team	Cl	G	Att	Cmp	Int	Pct.	Yds	TD	Eff.
Riley Skinner	WF	FR	14	260	171	5	65.8	2051	9	139.6
Will Proctor	CU	SR	13	304	183	11	60.2	2353	16	135.3
Sam Hollenbach	MD	SR	13	328	203	11	61.9	2371	15	131.0
Matthew Ryan	BC	JR	12	427	263	10	61.6	2942	15	126.4
Sean Glennon	VT	SO	13	302	170	11	56.3	2191	11	122.0

SCORING	Team	Cl	G	TD	XPT	FG	2XP	Pts	Pts/G
Brandon Ore	VT	SO	12	17	0	0	0	102	8.5
James Davis	CU	SO	13	17	0	0	0	102	7.8
Sam Swank	WF	SO	14	0	33	23	0	102	7.3
Dan Ennis	MD	SR	13	0	32	20	0	92	7.1
Brandon Pace	VT	SR	13	0	38	18	0	92	7.1
Jad Dean	CU	SR	13	0	46	15	0	91	7.0
Calvin Johnson	GT	JR	14	15	0	0	0	90	6.4

SCORING (TDs)	Team	Cl	G	TD	Rush	Pass	Ret	PAT	Pts	Pts/G
Brandon Ore	VT	SO	12	17	16	1	0	0	102	8.5
James Davis	CU	SO	13	17	17	0	0	0	102	7.8
Calvin Johnson	GT	JR	14	15	0	15	0	0	90	6.4
Greg Carr	FS	SO	12	12	0	12	0	0	72	6.0
C.J. Spiller	CU	FR	13	12	10	2	0	0	72	5.5

SCORING (KICK)	Team	Cl	G	PATs	FGs	Pts	Pts/G
Sam Swank	WF	SO	14	33-33	23-31	102	7.3
Dan Ennis	MD	SR	13	32-32	20-25	92	7.1
Brandon Pace	VT	SR	13	38-40	18-19	92	7.1
Jad Dean	CU	SR	13	46-49	15-22	91	7.0
Gary Cismesia	FS	JR	13	39-40	14-20	81	6.2

FIELD GOALS	Team	Cl	G	FG	FGA	Pct.	FG/G
Sam Swank	WF	SO	14	23	31	74.2	1.64
Dan Ennis	MD	SR	13	20	25	80.0	1.54
Brandon Pace	VT	SR	13	18	19	94.7	1.38
Jad Dean	CU	SR	13	15	22	68.2	1.15

FIELD GOALS (con'd)	Team	Cl	G	FG	FGA	Pct.	FG/G
Gary Cismesia	FS	JR	13	14	20	70.0	1.08
John Deraney	ST	SR	12	12	16	75.0	1.00
Jon Peattie	UM	SR	13	12	19	63.2	0.92
Chris Gould	VA	JR	12	11	19	57.9	0.92
Travis Bell	GT	JR	14	12	18	66.7	0.86
Connor Barth	NC	JR	12	10	10	100.0	0.83

FIELD GOAL PCT	Team	Cl	G	FG	FGA	Long	Pct.
Brandon Pace	VT	SR	13	18	19	42	94.7
Dan Ennis	MD	SR	13	20	25	46	80.0
John Deraney	ST	SR	12	12	16	54	75.0
Sam Swank	WF	SO	14	23	31	53	74.2
Gary Cismesia	FS	JR	13	14	20	53	70.0

PUNT RETURN AVG	Team	Cl	G	Ret	Yds	TD	Long	Avg
Eddie Royal	VT	JR	13	23	304	1	58	13.2
Mike Brown	VA	SO	10	13	127	0	22	9.8
Brandon Tate	NC	SO	12	20	194	1	54	9.7

TACKLES (All positions)

Player	Team	Cl	G	Pos	Solo	Ast	Total	Avg/G	Sack
Vince Hall	VT	JR	13	LB	63	65	128	9.8	2.0
Erin Henderson	MD	SO	13	LB	58	56	114	8.8	1.0
Buster Davis	FS	SR	12		53	50	103	8.6	5.0
Jon Abbate	WF	JR	14	LB	49	71	120	8.6	3.0
Patrick Lowery	ST	SR	12	LB	41	61	102	8.5	1.0
Wesley Jefferson	MD	JR	13	LB	51	59	110	8.5	3.0
Jolonn Dunbar	BC	JR	11		50	42	92	8.4	2.0
Michael Taulitili	DU	SO	12	LB	32	62	94	7.8	0.5
Jeremy Edwards	DU	SR	12	LB	49	40	89	7.4	1.0
Durrell Mapp	NC	JR	12		56	31	87	7.2	0.0
Nick Watkins	CU	JR	13		55	39	94	7.2	1.0
Chris Clemons	CU	SO	13		54	38	92	7.1	0.0
Jon Copper	VA	SO	12	LB	38	41	79	6.6	4.0
KaMichael Hall	GT	SR	14	LB	61	30	91	6.5	4.0
Larry Edwards	NC	SR	9		40	18	58	6.4	3.0
Patrick Bailey	DU	JR	12	DE	45	32	77	6.4	3.5
Myron Rolle	FS	FR	12		31	46	77	6.4	1.0
Philip Wheeler	GT	JR	14	LB	55	34	89	6.4	9.0
Jon Beason	UM	JR	12		51	25	76	6.3	1.5
Xavier Adibi	VT	JR	13	LB	29	53	82	6.3	3.0
Michael Hamlin	CU	SO	10		45	18	63	6.3	0.0
Lawrence Timmons	FS	JR	13		42	37	79	6.1	5.0
Antonio Clay	CU	SO	13		46	32	78	6.0	1.5

TACKLES FOR LOSS	Team	Cl	G	Pos	Solo	Ast	Yds	Total	Avg/G
Calais Campbell	UM	SO	13		19	3	75	20.5	1.58
Lawrence Timmons	FS	JR	13		13	10	71	18.0	1.38
Gaines Adams	CU	SR	13		17	1	98	17.5	1.35
Philip Wheeler	GT	JR	14	LB	14	1	80	14.5	1.04
Codey Lowe	DU	SR	12	LB	11	6	66	14.0	1.17
Everette Brown	FS	FR	13		10	7	45	13.5	1.04
Patrick Bailey	DU	JR	12	DE	9	7	48	12.5	1.04
Kareem Brown	UM	SR	13		11	3	51	12.5	0.96

INTERCEPTIONS	Team	Cl	G	Int	Yds	TD	Long	Int/G
John Talley	DU	SR	12	7	150	1	50	0.58
DeJuan Tribble	BC	JR	13	7	108	3	42	0.54
Marcus Hamilton</								

2006 Final Team Rankings

TOTAL OFFENSE	G	Rush	Pass	Plays	Yards	Avg/P	TD	Yds/G
Clemson	13	2832	2510	822	5342	6.5	49	410.9
Boston College	13	1488	3135	896	4623	5.2	36	355.6
Georgia Tech	14	2274	2375	895	4649	5.2	42	332.1
Florida State	13	1223	2998	790	4221	5.3	36	324.7
Maryland	13	1705	2380	785	4085	5.2	30	314.2
Miami	13	1508	2567	791	4075	5.2	30	313.5
Wake Forest	14	2099	2199	829	4298	5.2	30	307.0
NC State	12	1436	2188	753	3624	4.8	21	302.0
Virginia Tech	13	1474	2363	777	3837	4.9	35	295.2
North Carolina	12	1360	2156	715	3516	4.9	23	293.0
Duke	12	1179	2222	770	3401	4.4	22	283.4
Virginia	12	1175	1880	703	3055	4.3	20	254.6

RUSHING OFFENSE	G	Att	Yds	Avg	TD	Yds/G
Clemson	13	495	2832	5.7	31	217.8
Georgia Tech	14	526	2274	4.3	17	162.4
Wake Forest	14	542	2099	3.9	19	149.9
Maryland	13	450	1705	3.8	14	131.2
NC State	12	374	1436	3.8	11	119.7
Miami	13	431	1508	3.5	14	116.0
Boston College	13	436	1488	3.4	20	114.5
Virginia Tech	13	455	1474	3.2	22	113.4
North Carolina	12	382	1360	3.6	12	113.3
Duke	12	412	1179	2.9	10	98.2
Virginia	12	361	1175	3.3	12	97.9
Florida State	13	357	1223	3.4	17	94.1

PASS OFFENSE	G	Att	Cmp	Int	Pct.	Yds	Avg	TD	Yds/G
Boston College	13	460	285	11	62.0	3135	6.8	16	241.2
Florida State	13	433	237	16	54.7	2998	6.9	19	230.6
Miami	13	360	213	15	59.2	2567	7.1	16	197.5
Clemson	13	327	198	11	60.6	2510	7.7	18	193.1
Duke	12	358	189	17	52.8	2222	6.2	12	185.2
Maryland	13	335	204	12	60.9	2380	7.1	16	183.1
NC State	12	379	196	16	51.7	2188	5.8	10	182.3
Virginia Tech	13	322	181	12	56.2	2363	7.3	13	181.8
North Carolina	12	333	169	18	50.8	2156	6.5	11	179.7
Georgia Tech	14	369	174	16	47.2	2375	6.4	25	169.6
Wake Forest	14	287	188	6	65.5	2199	7.7	11	157.1
Virginia	12	342	202	11	59.1	1880	5.5	8	156.7

SCORING OFFENSE	G	TD	XP	2XP	DXP	FG	Saf	Pts	Avg
Clemson	13	55	46	2	0	15	0	425	32.7
Florida State	13	42	39	2	2	14	2	345	26.5
Boston College	13	42	35	1	0	15	2	338	26.0
Virginia Tech	13	40	38	0	0	18	2	336	25.8
Georgia Tech	14	45	43	0	0	12	0	349	24.9
Maryland	13	32	32	0	0	20	0	284	21.8
Wake Forest	14	33	33	0	0	23	1	302	21.6
Miami	13	31	31	0	0	12	1	255	19.6
North Carolina	12	27	24	0	0	10	0	216	18.0
NC State	12	25	22	0	0	12	1	210	17.5
Virginia	12	21	19	0	0	12	0	181	15.1
Duke	12	24	15	2	0	4	2	179	14.9

PASS EFFICIENCY	G	Att	Cmp	Pct	Int	Yds	TD	Effic
Wake Forest	14	287	188	.655	6	2199	11	138.3
Clemson	13	327	198	.606	11	2510	18	136.5
Maryland	13	335	204	.609	12	2380	16	129.2
Boston College	13	460	285	.620	11	3135	16	125.9
Miami	13	360	213	.592	15	2567	16	125.4
Virginia Tech	13	322	181	.562	12	2363	13	123.7
Florida State	13	433	237	.547	16	2998	19	120.0
Georgia Tech	14	369	174	.472	16	2375	25	114.9
Virginia	12	342	202	.591	11	1880	8	106.5
Duke	12	358	189	.528	17	2222	12	106.5
North Carolina	12	333	169	.508	18	2156	11	105.2
NC State	12	379	196	.517	16	2188	10	100.5

TURNOVER MARGIN	G	-----Gained-----			-----Lost-----			Mar	Per/G
		Fum	Int	Tot	Fum	Int	Tot		
Boston College	13	16	21	37	11	11	22	+15	1.15
Wake Forest	14	9	22	31	12	6	18	+13	0.93
Virginia Tech	13	10	17	27	11	12	23	+4	0.31
Georgia Tech	14	12	13	25	6	16	22	+3	0.21
Virginia	12	7	10	17	4	11	15	+2	0.17
Clemson	13	16	14	30	17	11	28	+2	0.15
Miami	13	9	12	21	9	15	24	-3	-0.23
Maryland	13	9	8	17	11	12	23	-6	-0.46
Florida State	13	7	12	19	11	16	27	-8	-0.62
Duke	12	13	10	23	14	17	31	-8	-0.67
North Carolina	12	10	7	17	10	18	28	-11	-0.92
NC State	12	5	7	12	7	16	23	-11	-0.92

TOTAL DEFENSE	G	Rush	Pass	Plys	Yards	Avg	TD	Yds/G
Virginia Tech	13	1186	1667	743	2853	3.8	13	219.5
Miami	13	882	2440	753	3322	4.4	21	255.5
Clemson	13	1340	2310	848	3650	4.3	22	280.8
Virginia	12	1400	2001	709	3401	4.8	22	283.4
Florida State	13	1179	2571	829	3750	4.5	28	288.5
Georgia Tech	14	1467	2741	906	4208	4.6	24	300.6
Boston College	13	1403	2638	852	4041	4.7	23	310.8
NC State	12	1818	2000	750	3818	5.1	28	318.2
Wake Forest	14	1481	3034	921	4515	4.9	23	322.5
Maryland	13	2118	2570	827	4688	5.7	30	360.6
North Carolina	12	2073	2346	770	4419	5.7	43	368.2
Duke	12	2016	2728	784	4744	6.1	48	395.3

RUSHING DEFENSE	G	Rushes	Yards	Avg.	TD	Yds/G
Miami	13	391	882	2.3	12	67.8
Florida State	13	418	1179	2.8	11	90.7
Virginia Tech	13	429	1186	2.8	7	91.2
Clemson	13	463	1340	2.9	13	103.1
Georgia Tech	14	445	1467	3.3	13	104.8
Wake Forest	14	475	1481	3.1	11	105.8
Boston College	13	402	1403	3.5	12	107.9
Virginia	12	424	1400	3.3	12	116.7
NC State	12	481	1818	3.8	16	151.5
Maryland	13	461	2118	4.6	16	162.9
Duke	12	441	2016	4.6	21	168.0
North Carolina	12	464	2073	4.5	29	172.8

PASS DEFENSE	G	Att	Cmp	Int	Pct.	Yds	Avg	TD	Yds/G
Virginia Tech	13	314	161	17	51.3	1667	5.3	6	128.2
NC State	12	269	138	7	51.3	2000	7.4	12	166.7
Virginia	12	285	169	10	59.3	2001	7.0	10	166.8
Clemson	13	385	214	14	55.6	2310	6.0	9	177.7
Miami	13	362	193	12	53.3	2440	6.7	9	187.7
North Carolina	12	306	190	7	62.1	2346	7.7	14	195.5
Georgia Tech	14	461	238	13	51.6	2741	5.9	11	195.8
Maryland	13	366	215	8	58.7	2570	7.0	14	197.7
Florida State	13	411	226	12	55.0	2571	6.3	17	197.8
Boston College	13	450	270	21	60.0	2638	5.9	11	202.9
Wake Forest	14	446	255	22	57.2	3034	6.8	12	216.7
Duke	12	343	206	10	60.1	2728	8.0	27	227.3

SCORING DEFENSE	G	TD	XP	2XP	DXP	FG	Saf	Pts	Avg
Virginia Tech	13	14	13	1	0	14	1	143	11.0
Wake Forest	14	25	23	0	0	14	0	215	15.4
Miami	13	22	20	0	0	15	2	201	15.5
Boston College	13	23	22	0	0	14	1	204	15.7
Clemson	13	25	23	1	1	11	0	210	16.2
Virginia	12	27	26	0	0	8	1	214	17.8
Georgia Tech	14	29	27	1	0	18	0	257	18.4
Florida State	13	31	26	1	0	14	1	258	19.8
NC State	12	29	26	0	0	20	1	262	21.8
Maryland	13	35	32	0	0	14	0	284	21.8
North Carolina	12	47	43	1	0	13	0	366	30.5
Duke	12	54	50	0	1	10	0	406	33.8

PASS DEF EFFICIENCY	G	Att	Cmp	Int	Pct.	Yds	TD	Effic
Virginia Tech	13	314	161	17	51.3	1667	6	91.3
Georgia Tech	14	461	238	13	51.6	2741	11	103.8
Clemson	13	385	214	14	55.6	2310	9	106.4
Boston College	13	450	270	21	60.0	2638	11	108.0
Miami	13	362	193	12	53.3	2440	9	111.5
Wake Forest	14	446	255	22	57.2	3034	12	113.3
Florida State	13	411	226	12	55.0	2571	17	115.3
Virginia	12	285	169	10	59.3	2001	10	122.8
NC State	12	269	138	7	51.3	2000	12	123.3
Maryland	13	366	215	8	58.7	2570	14	126.0
North Carolina	12	306	190	7	62.1	2346	14	137.0
Duke	12	343	206	10	60.1	2728	27	147.0

PUNT RETURN AVG	G	Ret	Yds	TD	Avg	SACKS BY			
						G	Sacks	Yards	
Virginia Tech	13	28	353	1	12.6	Georgia Tech	14	36	278
Wake Forest	14	33	366	1	11.1	Miami	13	35	219
North Carolina	12	21	212	1	10.1	Clemson	13	33	231
Boston College	13	29	267	0	9.2	Wake Forest	14	32	196
Florida State	13	34	305	1	9.0	Virginia	12	30	203
Maryland	13								

Football Grants-in-Aid

Seven All-Americans Highlight 2007 Class

Seven 2007 prep All-Americans, including the top player in the state of Virginia and the national player of the year by one publication, highlight a football recruiting class composed of 23 student-athletes who signed letters-of-intent with Virginia Tech, to go along with two athletes who graduated high school early and enrolled at Tech in January to bring Tech's class up to 25.

"Not only do I think that this is a very talented incoming class, I think it's potentially one of the best classes we've ever signed," head coach Frank Beamer said. "I think that this group has very good character and takes care of their academics. All of those things go a long way in winning championships."

A year after receiving just six NLI's from Virginia products — the fewest amount under Beamer — Tech bounced back strong this year in signing 13 players from the Commonwealth. Highlighting that group is Hampton quarterback Tyrod Taylor (6-2, 185), an All-American who is ranked as the No. 1 player in the state of Virginia by *The Roanoke Times* and is listed as the No. 1 dual threat quarterback in the country by *Rivals*. In all, Tech signed three of the top five players in the state, five of the top 10 and 10 of the top 21, according to *The Roanoke Times*. Also signing with Tech from the top five are two Richmond products: cornerback Cris Hill (#3) and safety Davon Morgan (#5). Hill is also ranked the No. 17 cornerback in the

country by *Rivals*, while Morgan is rated as the No. 21 safety in the country by *Scout*.

Ten players from out-of-state signed with Tech, highlighted by running back Darren Evans from Indianapolis, Ind. Evans rushed for 2,806 yards and a state record 61 touchdowns his final year at Warren Central High, earning EA SPORTS National Player of the Year honors.

Taylor, Hill, Morgan and Bradenton (Fla.) linebacker Hunter Ovens are the four *SuperPrep* All-Americans to sign with Tech. Hill, Morgan and Taylor also were named All-Americans by *PrepStar*, along with Evans and Wadesboro (N.C.) linebacker Barquell Rivers. Ovens is ranked the No. 14 strongside linebacker in the country by *Scout* and the No. 18 player in the state of Florida by *SuperPrep*. Rivers had 170 tackles and five interceptions (three returned for scores) as a senior to help him earn the No. 14 player in the state of North Carolina ranking by *SuperPrep*.

Both Taylor and Evans were named *PARADE* All-Americans, marking the first time since 2001 (Kevin Jones and Bryan Randall) Tech has had two *PARADE* A-As in the same class. Evans was named Mr. Indiana by *The Indianapolis Star* while Taylor was named the Gatorade State Player of the Year in Virginia. Taylor was also named to *PrepStar's* postseason Dream Team — the top 100 players in the nation, the *Rivals100* team and the *SuperPrep* Elite 50 squad.

Virginia Tech's 2007 Football Recruiting Class

Name	Position	Hgt	Wgt	Last School	Hometown
Will Alvarez	Offensive Line	6-5	315	C.D. Hylton	Woodbridge, Va.
Brandon Barden	Tight End	6-5	211	Lincoln County	Lincolnton, Ga.
Kwamaine Battle	Defensive Tackle	6-1	260	Southern Nash	Spring Hope, N.C.
Jaymes Brooks	Offensive Line	6-3	290	Denbigh	Newport News, Va.
Collin Carroll	Long Snapper/Center	6-4	260	Edina	Hopkins, Minn.
Danny Coale	Wide Receiver	6-0	200	Episcopal	Lexington, Va.
Blake DeChristopher	Offensive Line	6-6	310	Clover Hill	Midlothian, Va.
Chris Drager	Tight End	6-4	235	Thomas Jefferson	Jefferson Hills, Pa.
Darren Evans	Running Back	6-1	217	Warren Central	Indianapolis, Ind.
Cris Hill	Cornerback	5-11	190	Highland Springs	Richmond, Va.
Andrew Lanier	Tight End	6-5	250	Dorman	Moore, S.C.
Khalil Latif	Offensive Line	6-3	280	Manchester	Chesterfield, Va.
Davon Morgan	Safety	6-2	190	Varina	Richmond, Va.
Greg Nosal	Tight End	6-5	255	Kellam	Virginia Beach, Va.
Quillie Odom	Linebacker	6-2	205	Osborn Park	Manassas, Va.
Josh Oglesby	Running Back	6-0	205	Garner	Garner, N.C.
Hunter Ovens	Linebacker	6-2	220	Cardinal Mooney	Bradenton, Fla.
Courtney Prince	Defensive Tackle	6-2	252	Gwynn Park	Mitchellville, Md.
Kendrick Pressley	Athlete	6-0	170	Sumter	Sumter, S.C.
Barquell Rivers	Linebacker	6-0	220	Anson County	Wadesboro, N.C.
D.J. Thomas	Running Back	5-9	175	Patrick Henry	Ashland, Va.
Alonzo Tweedy	Linebacker	6-2	185	Hermitage	Richmond, Va.
Tyrod Taylor	Quarterback	6-2	185	Hampton	Hampton, Va.
Patrick Terry	Wide Receiver	5-11	180	Halifax County	South Boston, Va.
Justin Young	Defensive End	6-5	255	Northwest	Germantown, Md.

Seven other players from the state of Virginia are ranked in the top 21 in the state by *The Roanoke Times* with six playing on the offensive side of the ball. They are Midlothian offensive lineman Blake DeChristopher (#6), Chesterfield offensive lineman Khalil Latif (#10), Newport News offensive lineman Jaymes Brooks (#12), Woodbridge offensive lineman Will Alvarez (#15), Virginia Beach tight end Greg Nosal (#16), Manassas linebacker Quillie Odom (#19) and Lexington wide receiver Danny Coale (#21). Also signing with Tech from Virginia were South Boston wide receiver Patrick Terry (#31), Richmond linebacker Alonzo Tweedy (#33) and Ashland running back D.J. Thomas. Thomas was an all-region selection by both *SuperPrep* and *PrepStar* after rushing for 1,595 yards and scored 18 scores.

The Tech staff put heavy emphasis on the offensive line and tight end positions, picking up nine players. DeChristopher (6-6, 310) is a member of the Rivals250 team (along with Taylor and Hill) while Latif (6-3, 280), Brooks (6-3, 290) and Alvarez (6-5, 315) are members of *SuperPrep's* Mid-Atlantic Team. Tech's other offensive line prospect is Hopkins (Minn.) product Collin Carroll (6-4, 260), who is also a highly rated long snapper. Tech also picked up four tight ends to go with the five linemen in Chris Drager (Jefferson Hills, Pa.; 6-4, 235), Andrew Lanier (Moore, S.C.; 6-5, 250), Nosal (6-5, 255) and Brandon Barden (Lincolnton, Ga.; 6-5, 211). Barden is ranked the No. 26 tight end in the country by *Rivals* while Drager, Lanier and Nosal were all members of their respective all-region squads by *PrepStar*.

"I think we got some quality offensive linemen and that was very much a priority in this recruiting class," Beamer said. "We also got some excellent receivers coming in to replace the quality receivers we'll lose next year. I think your football team starts with the quarterback position and we feel very good about Tyrod Taylor and what he'll bring to this program. The tight end position was another area of concern and we feel like we've helped ourself with the group we're bringing in. Also, we've had some great backs at Virginia Tech and I think we've added some more in this recruiting class."

Tech also tapped into North Carolina's talent with three players: Rivers, Spring Hope defensive tackle Kwamaine Battle and Garner running back Josh Oglesby. Battle was an All-Atlantic Region selection by *PrepStar* after totaling 90 tackles, including 8.5 sacks, as a senior and is rated the No. 28 player in the state of North Carolina by *Rivals*. Oglesby is listed as the No. 34 running back in the country and the No. 18 player in the state of North Carolina by *Rivals* after rushing for over 1,000 yards and 18 touchdowns his senior year.

Virginia Tech also picked up two defensive players from Maryland in Germantown end Justin Young and Mitchellville tackle Courtney Prince. Young is rated the No. 33 strongside defensive end in the country and the No. 9 player in the state of Maryland by *Rivals*, earning all-region honors from both *PrepStar* and *SuperPrep*. Prince is ranked the No. 15 overall player on the Mid-Atlantic 36 by *SuperPrep*.

The Hokies used commitments from athletes in nine states to complete their class, grabbing one player from Pennsylvania (Drager), two from South Carolina (Lanier and Sumter athlete Kendrick Pressley), one from Georgia (Barden), one from Indiana (Evans), one from Florida (Ovens) and one from Minnesota (Carroll). With the signing of Ovens, it marks the 17th year since 1988 — but the first since Brandon Flowers in 2004 — Tech has signed a player from Florida, while with the signing of Carroll, it marks the first time under Beamer a player from Minnesota has signed with the Hokies. Pressley was selected to the NC/SC Shrine Bowl and is ranked the No. 33 prospect on the SC High School Sports Report's South Carolina Top 100.

Two of the 25 players in this year's recruiting class — Barden and Oglesby — enrolled at Tech in January and are already participating in offseason workouts. Twenty-three players signed with Tech on Signing Day.

2006 Lettermen and 2007 Returning Starters

Total Lettermen; 61; Lost 19/Returning 42
(2006 starters in bold; starts in parentheses)

Offense

Lost – 7		Returning – 19
	SE	Josh Morgan (11)
		Justin Harper (3)
		Josh Hyman
	TE	Greg Boone (9)
		Sam Wheeler (4)
		Ed Wang (5)
Brandon Frye (11)	OT	Duane Brown (13)
		Nick Marshman (2)
Brandon Gore (5)	OG	Ryan Shuman (8)
Zac Lowe		Sergio Render (13)
Danny McGrath (13)	C	
Mason Baggett		
	QB	Sean Glennon (13)
		Cory Holt
		Ike Whitaker
Jesse Allen (6)	FB	Carlton Weatherford
		Billy Gorham
	TB	Brandon Ore (12)
		Kenny Lewis, Jr. (1)
		Dustin Pickle
David Clowney (5)	FL	Eddie Royal (9)

Defense

Lost – 9		Returning – 21
Noland Burchette (13)	E	Chris Ellis (12)
		Orion Martin (1)
		Nekos Brown
Chris Burnett	T	Carlton Powell (13)
		Barry Booker (13)
		Kory Robertson
Brenden Hill (13)	OLB	Cordarrow Thompson
Chad Grimm		Corey Gordon
	ILB	Cody Grimm
		Vince Hall (13)
		Xavier Adibi (13)
		Jonas Houseright
		Purnell Sturdivant
Ryan Hash	CB	Brandon Flowers (13)
		Macho Harris (13)
		Roland Minor
		Kam Chancellor
Aaron Rouse (11)	ROV	Stephen Virgil
Jake Patten		Dorian Porch
Cary Wade (2)		
Cory Price	S	D.J. Parker (13)
		Cam Martin

Specialists

Lost – 3		Returning – 2
Brandon Pace (13)	PK	
	KO	Jared Develli (11)
Nic Schmitt (13)	P	
Nick Leeson (13)	DS	
	SS	Scott King (13)

hokiesports.com

Series vs. 2007 Opponents

East Carolina

Tech leads 8-4-0

1956	nW6	37-	2
1987	hL	23-	32
1988	hW	27-	16
1989	aL	10-	14
1990	aW	24-	23
1991	hL	17-	24
1992	aL	27-	30
1993	hW	31-	12
1994	aW	27-	20
1996	hW	35-	14
1998	hW	38-	3
2000	aW	45-	28

LSU

Tech leads 1-0-0

2002	hW	26-	8
------	----	-----	---

Ohio

Tech leads 2-0-0

1971	hW	37-	29
1972	aW	53-	21

William & Mary

Tech leads 39-18-4

1904	hW	30-	0
1906	nW1	12-	0
1906	hW	28-	0
1920	hW	21-	0
1921	hW	14-	0
1922	hW	20-	6
1929	nW2	25-	14
1930	nW2	7-	6
1931	nT2	6-	6
1932	nW2	7-	0
1933	nW2	13-	7
1934	nW2	6-	0
1935	nT2	0-	0
1936	nW2	14-	0
1937	nL2	0-	12
1938	nW2	27-	0
1939	nT2	6-	6
1940	nL2	13-	20
1941	nL2	7-	16
1942	hL	7-	21
1945	nL2	0-	38
1946	aL	0-	49
1947	nL2	7-	21
1948	hL	0-	30
1949	aL	13-	39
1950	hL	0-	54
1951	aL	7-	28
1952	hL	15-	35
1953	aL	7-	13
1954	hT	7-	7
1955	aW	14-	7
1956	hW	34-	7
1957	aL	7-	13
1958	hW	27-	15
1959	nW1	20-	14
1960	aW	27-	0
1961	nW1	20-	6

1962	aL	0-	3
1963	hW	28-	13
1964	aW	27-	20
1965	hW	9-	7
1966	aW	20-	18
1967	hW	31-	7
1968	aW	12-	0
1969	nW1	48-	7
1970	aW	35-	14
1971	hW	41-	30
1972	nL2	16-	17
1973	hL	24-	31
1974	aW	34-	15
1975	nW4	24-	7
1976	hL	15-	27
1977	nW2	17-	8
1978	hW	22-	19
1979	hW	35-	14
1980	hW	7-	3
1981	hW	47-	3
1982	hW	47-	3
1983	hW	59-	21
1984	hW	38-	14
1985	hW	40-	10

North Carolina

Tech leads 15-9-6

1895	nL9	5-	32
1896	nT10	0-	0
1897	nW10	4-	0
1898	nL5	6-	28
1900	aT	0-	0
1902	nT1	0-	0
1903	nW4	21-	0
1904	hL	0-	6
1905	nW2	35-	6
1906	nT2	0-	0
1907	nW2	20-	6
1908	nW2	10-	0
1909	nW2	15-	0
1910	nW2	20-	0
1911	nT2	0-	0
1912	nW19	26-	0
1913	nW5	14-	7
1916	nW1	14-	7
1918	aW	18-	7
1928	aW	16-	14
1929	aL	13-	38
1930	hL	21-	39
1938	aL	0-	7
1939	nL4	6-	13
1945	nL1	0-	14
1946	aT	14-	14
1997	nL25	3-	42
2004	aW	27-	24
2005	hW	30-	3
2006	aW	35-	10

Clemson

Clemson leads 17-11-1

1900	nL9	5-	12
1901	nW12	17-	11
1906	aT	0-	0
1908	aW	6-	0
1909	hW	6-	0

1923	hW	25-	6
1924	aW	50-	6
1935	hL	7-	28
1936	aL	0-	20
1945	aL	0-	35
1946	hL	7-	14
1954	aW	18-	7
1955	nL1	16-	21
1956	aL	6-	21
1960	aL	7-	13
1977	hL	13-	31
1978	aL	7-	38
1979	hL	0-	21
1980	aL	10-	13
1984	aL	10-	17
1985	hL	17-	20
1986	aW	20-	14
1987	hL	10-	22
1988	aL	7-	40
1989	hL	7-	27
1998	aW	37-	0
1999	hW	31-	11
2001	nW25	41-	20
2006	hW	24-	7

Duke

Series tied at 7-7-0

1937	nL15	0-	25
1938	nL15	0-	18
1948	nL1	0-	7
1949	aL	7-	55
1950	nL5	6-	47
1951	nL4	6-	55
1969	nW4	48-	12
1981	aL	7-	14
1982	aW	22-	21
1983	hW	27-	14
1984	hW	27-	0
2004	hW	41-	17
2005	aW	45-	0
2006	hW	36-	0

Boston College

Tech leads 9-4-0

1993	aL	34-	48
1994	aW	12-	7
1995	hL	14-	20
1996	aW	45-	7
1997	hW	17-	7
1998	aW	17-	0
1999	hW	38-	14
2000	aW	48-	34
2001	hW	34-	20
2002	aW	28-	23
2003	hL	27-	34
2005	hW	30-	10
2006	aL	3-	22

Georgia Tech

Series tied 2-2-0

1990	aL	3-	6
2004	aW	34-	20
2005	hW	52-	7
2006	hL	27-	38

Florida State

FSU leads 21-10-1

1955	aW	24-	20
1956	aW	20-	7
1957	aL	7-	20
1958	aL	0-	28
1959	hL	6-	7
1961	hW	10-	7
1962	aL	7-	20
1963	aW	31-	23
1964	hW	20-	11
1965	aL	6-	7
1966	hW	23-	21
1967	aL	15-	38
1968	aW	40-	22
1969	hT	10-	10
1970	aL	8-	34
1971	hL	3-	17
1972	aL	15-	27
1973	hW	36-	13
1974	aW	56-	21
1975	hW	13-	10
1976	aL	21-	28
1977	hL	21-	23
1978	aL	14-	24
1979	hL	10-	17
1980	aL	7-	31
1988	aL	14-	41
1989	hL	7-	41
1990	aL	28-	39
1991	nL20	20-	33
2000	nL28	29-	46
2002	nL	17-	30
2005	nL25	22-	27

Miami

Miami leads 16-8-0

1953	aL	0-	26
1966	nL26	7-	14
1967	hL	7-	14
1968	aL	8-	13
1974	aL	7-	14
1980	nL24	10-	20
1981	aL	14-	21
1982	hL	8-	14
1987	aL	13-	27
1992	hL	23-	43
1993	aL	2-	21
1994	aL	3-	24
1995	hW	13-	7
1996	aW	21-	7
1997	hW	27-	25
1998	aW (ot)	27-	20
1999	hW	43-	10
2000	aL	21-	41
2001	hL	24-	26
2002	aL	45-	56
2003	hW	31-	7
2004	aW	16-	10
2005	hL	7-	27
2006	aW	17-	10

Virginia

Tech leads 45-38-5

1895	aL	0-	38
1896	aL	0-	44
1899	aL	0-	28
1900	aL	5-	17
1901	hL	0-	16
1902	aL	0-	6
1903	nL2	0-	21
1904	nL2	0-	5
1905	aW	11-	0
1923	aW	6-	3
1924	hL	0-	6
1925	aL	0-	10
1926	hW	6-	0

1927	aL	0-	7
1928	hW	20-	0
1929	aW	32-	12
1930	hW	34-	13
1931	aT	0-	0
1932	hW	13-	0
1933	aT	6-	6
1934	hW	19-	6
1935	aT	0-	0
1936	hW	7-	6
1937	aW	14-	7
1938	hL	6-	14
1939	aW	13-	0
1940	nW4	6-	0
1941	nL4	0-	34
1942	nW4	20-	14
1945	nL1	13-	31
1946	nT1	21-	21
1947	nL1	7-	41
1948	nL1	0-	28
1949	nL1	0-	26
1950	nL1	6-	45
1951	nL1	0-	33
1952	nL1	0-	42
1953	aW	20-	6
1954	nW1	6-	0
1955	nW1	17-	13
1956	nW1	14-	7
1957	nL2	7-	38
1958	nW1	22-	13
1959	nW2	40-	14
1960	nW1	40-	6
1961	nW1	20-	0
1962	nW1	20-	15
1963	nW1	10-	0
1964	aL	17-	20
1965	hW	22-	14
1966	aW	24-	7
1970	hL	0-	7
1971	aW	6-	0
1972	aL	20-	24
1973	hW	27-	15
1974	aL	27-	28
1975	hW	24-	17
1976	aW	14-	10
1977	hT	14-	14
1978	aL	7-	17
1979	aL	18-	20
1980	hW	30-	0
1981	aW	20-	3
1982	hW	21-	14
1983	aW	48-	0
1984	hL	23-	26
1985	aW	28-	10
1986	hW	42-	10
1987	aL	13-	14
1988	hL	10-	16
1989	aL	25-	32
1990	hW	38-	13
1991	aL	0-	38
1992	hL	38-	41
1993	aW	20-	17
1994	hL	23-	42
1995	aW	36-	29
1996	hW	26-	9
1997	aL	20-	34
1998	hL	32-	36
1999	aW	31-	7
2000	hW	42-	21
2001	aW	31-	17
2002	hW	21-	9
2003	aL	35-	21
2004	hW	24-	10
2005	aW	52-	14
2006	hW	17-	0

Neutral Sites

- | | | |
|-------------|----------------------|-------------------|
| 1. Roanoke | 10. Danville | 19. Raleigh, N.C. |
| 2. Richmond | 11. Knoxville, Tenn. | 20 |

Virginia Tech Coaches



Frank Beamer
Head Coach



Billy Hite
Associate Head Coach
and Running Backs Coach



Bryan Stinespring
Offensive Coordinator
and Tight Ends Coach




Bud Foster
Defensive Coordinator
and Inside Linebackers Coach



Curt Newsome
Offensive Line Coach



Kevin Sherman
Wide Receivers Coach



Jim Cavanaugh
Recruiting Coordinator
and Strong Safety and
Outside Linebackers Coach



Mike O'Cain
Quarterbacks Coach



Torrian Gray
Defensive Backfield
Coach



Charley Wiles
Defensive Line Coach



Cornell Brown
Graduate Assistant
Coach



James Miller
Graduate Assistant
Coach

Football Support Staff



John Ballein
Associate A.D. for
Football Operations



Gunnar Broinson, D.O.
Team Physician



Diana Clark
Secretary to
Coach Beamer



Jarrett Ferguson
Coordinator of
Strength & Conditioning



Bruce Garnes
Football Operations
Assistant



Mike Gentry
Assistant A.D. for
Athletic Performance



Mike Goforth
Director of
Athletic Training



Kevin Hicks
Director of
Broadcasting



Lester Karlin
Equipment
Manager



Lisa Marie
Football Program
Support Technician



Keith Short
Coordinator of
Strength & Conditioning



Kristie Verniel
Football Program
Support Technician

2007 Hokie Seniors



11 **XAVIER ADIBI**
LB • Hampton, Va.



59 **BARRY BOOKER**
DT • Amherst, Va.



76 **DUANE BROWN**
OT • Richmond, Va.



98 **JARED DEVELLI**
PK • Sterling, Va.



92 **JUD DUNLEVY**
PK • Roanoke Rapids, N.C.



49 **CHRIS ELLIS**
DE • Hampton, Va.



13 **COREY GORDON**
LB • Gainesville, Fla.



40 **BILLY GORHAM**
FB • Franconia, Va.



9 **VINCE HALL**
LB • Chesapeake, Va.



81 **JUSTIN HARPER**
SE/FL • Catawba, N.C.



19 **JOSH HYMAN**
SE/FL • Chesapeake, Va.



61 **SCOTT KING**
DS • Radford, Va.



54 **BART McMILLIN**
DS • Bristol, Tenn.



15 **ROLAND MINOR**
CB • Washington, D.C.



2 **JOSH MORGAN**
SE • Washington, D.C.



25 **D.J. PARKER**
FS • Hampton, Va.



99 **CARLTON POWELL**
DT • Chesapeake, Va.



75 **KORY ROBERTSON**
DT • Martinsville, Va.



4 **EDDIE ROYAL**
FL • Herndon, Va.



14 **GRANT THROCKMORTON**
QB/H • Wytheville, Va.



39 **CARLTON WEATHERFORD**
FB • Danville, Va.