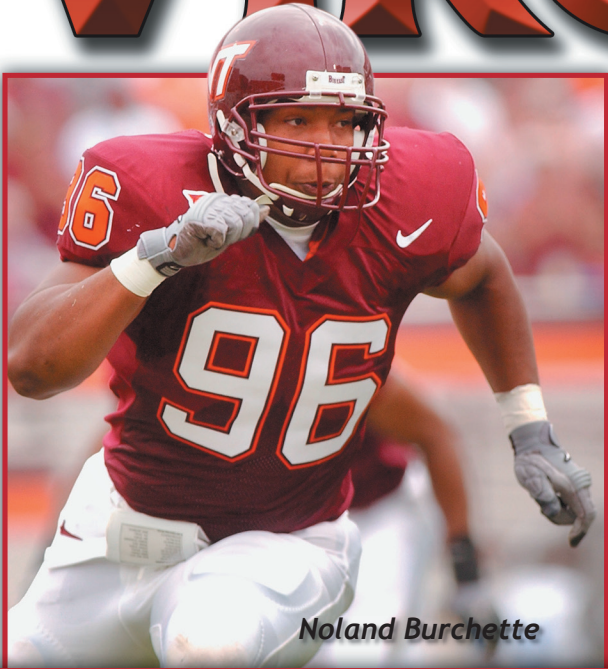




VIRGINIA TECH




Noland Burchette



Brandon Pace



Aaron Rouse




*David
Clowney*


*Spring
Football
2006*

ACC
ATLANTIC COAST CONFERENCE

Underclassmen To Watch



11 Xavier Adibi
LB • r-Jr.



34 George Bell
TB • r-So.



59 Barry Booker
DT • r-Jr.



8 Greg Boone
QB • r-Fr.



97 Brent Bowden
P • r-Fr.



76 Duane Brown
OT • r-Jr.




29 Jahre Cheeseman
CB/TB • r-Fr.




79 Eric Davis
OT • r-Fr.




98 Jared Develli
PK • Jr.




49 Chris Ellis
DE • r-Jr.



18 Brandon Flowers
CB • r-So.



7 Sean Glennon
QB • r-So.




13 Corey Gordon
LB • r-Jr.




91 Richard Graham
TE • r-Fr.



93 Hivera Green
DT • r-Fr.



9 Vince Hall
LB • r-Jr.




81 Justin Harper
SE • Jr.




1 Victor Harris
CB/TB • So.




12 Cory Holt
QB • r-So.



19 Josh Hyman
SE • r-Jr.



45 Kenny Jefferson
FB • r-Fr.



38 Elan Lewis
TB • r-Fr.



67 Nick Marshman
OG • r-So.




5 Cam Martin
FS • r-Fr.




91 Orion Martin
DE • r-So.



15 Roland Minor
CB • r-Jr.




17 Josh Morgan
SE • Jr.




63 Robert Norris
OG • r-Fr.



65 Antonio North
OG • r-Fr.



25 D.J. Parker
FS • Jr.




24 Dorian Porch
ROV • r-Fr.



99 Carlton Powell
DT • r-Jr.



70 Sergio Render
OG • Fr.



75 Kory Robertson
DT • r-Jr.



4 Eddie Royal
FL • Jr.



58 Ryan Shuman
C • r-So.



50 Purnell Sturdivant
LB • r-So.




62 Demetrius Taylor
LB • r-Fr.




95 Cordarrow Thompson
DT • r-Fr.



40 William Wall
DE • r-Fr.



85 Ed Wang
TE • r-Fr.



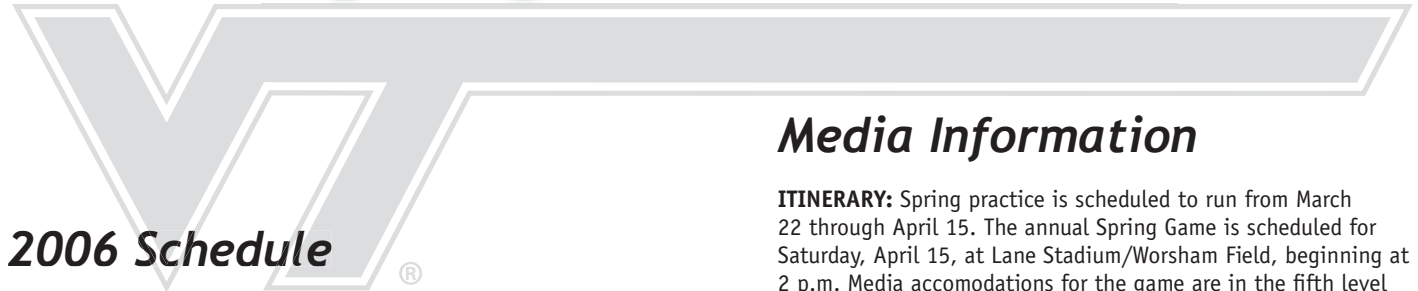
33 Brett Warren
LB • Jr.



83 Sam Wheeler
TE • r-Fr.

VIRGINIA TECH

Spring Football 2006



2006 Schedule

Day	Date	Opponent	Location	TV
Sat.	Sept. 2	NORTHEASTERN	Blacksburg, Va.	
Sat.	Sept. 9	at North Carolina*	Chapel Hill, N.C.	
Sat.	Sept. 16	DUKE*	Blacksburg, Va.	
Sat.	Sept. 23	CINCINNATI	Blacksburg, Va.	
Sat.	Sept. 30	GEORGIA TECH*	Blacksburg, Va.	
Thurs.	Oct. 12	at Boston College*	Chestnut Hill, Mass	ESPN
Sat.	Oct. 21	SOUTHERN MISS	Blacksburg, Va.	
Thurs.	Oct. 26	CLEMSON*	Blacksburg, Va.	ESPN
Sat.	Nov. 4	at Miami*	Miami, Fla.	
Sat.	Nov. 11	KENT STATE	Blacksburg, Va.	
Sat.	Nov. 18	at Wake Forest*	Winston-Salem, N.C.	
Sat.	Nov. 25	VIRGINIA*	Blacksburg, Va.	
Sat.	Dec. 2	ACC Championship	Jacksonville, Fla.	

*ACC game
Times & TV to be announced.

Media Information

ITINERARY: Spring practice is scheduled to run from March 22 through April 15. The annual Spring Game is scheduled for Saturday, April 15, at Lane Stadium/Worsham Field, beginning at 2 p.m. Media accommodations for the game are in the fifth level press box on the west side of the stadium.

PRACTICE COVERAGE: Media representatives are welcome to cover Tech football practice, but they must notify the Virginia Tech Sports Information Office in advance for proper clearance. All practices, except for the Spring Game, are closed to the general public. The Hokies will work out at the football practice fields behind the Merryman Center, or in the event of inclement weather, in Rector Field House. Scrimmages are scheduled to be held at Lane Stadium/Worsham Field. Dates and times, listed on this page, are subject to change. Please note that the schedule does not include meeting and conditioning assignments.

INTERVIEWS: Interviews with coaches, players and staff are arranged through the Virginia Tech Sports Information Office (540) 231-6726. Player interviews are not allowed during practice.

PHOTOGRAPHERS: Cameramen and photographers may shoot only from the sidelines at practice. Please refrain from edging onto the playing field to avoid any injury to players and/or photographers.


2006 Spring Practice Schedule

SUNDAY March 19	MONDAY March 20	TUESDAY March 21	WEDNESDAY March 22 PRACTICE 1 4:15-6:30 p.m.	THURSDAY March 23	FRIDAY March 24 PRACTICE 2 4:15-6:30 p.m.	SATURDAY March 25 PRACTICE 3 10 a.m.-noon
March 26	March 27 PRACTICE 4 4:15-6:30 p.m.	March 28	March 29 PRACTICE 5 4:15-6:30 p.m.	March 30	March 31 PRACTICE 6 4:15-6:30 p.m.	April 1 PRACTICE 7 2-4 p.m. SCRIMMAGE
April 2	April 3 PRACTICE 8 4:15-6:30 p.m.	April 4	April 5 PRACTICE 9 4:15-6:30 p.m.	April 6	April 7 PRACTICE 10 4:15-6:30 p.m.	April 8 PRACTICE 11 Noon-2 p.m. SCRIMMAGE
April 9	April 10 PRACTICE 12 4:15-6:30 p.m.	April 11	April 12 PRACTICE 13 4:15-6:30 p.m.	April 13	April 14 PRACTICE 14 4:15-6:30 p.m.	April 15 PRACTICE 15 2 p.m. SPRING GAME

2006 Spring Outlook

Quick Facts

Location: Blacksburg, Virginia
Enrollment: 28,000
President: Charles W. Steger
Director of Athletics: Jim Weaver
Head Football Coach: Frank Beamer (Virginia Tech, '69)
Hokies' 2005 Football Record: 11-2 overall; 7-1 ACC
 (Coastal Division champions; lost in ACC title game)
Beamer's Overall Record: 188-102-4 (25 years)
Beamer's Record at Tech: 146-79-2 (19 years)
Faculty Chairman of Athletics: Dr. Larry Killough
Conference: Atlantic Coast Conference
Nickname: Hokies
Colors: Chicago maroon and burnt orange
Sports Information Director: Dave Smith (540) 231-6726
Sports Information Fax: (540) 231-6984
Tech Athletics on the Internet: www.hokiesports.com



Eddie Royal

Virginia Tech Pre-Spring Two-Deep

as of March 21, 2006

Offense (Multiple)

SE 2, Josh Morgan (6-1, 215, Jr.)
 19, Josh Hyman (5-11, 189, r-Jr.)
 81, Justin Harper (6-3, 210, Jr.)

TE 83, Sam Wheeler (6-3, 240, r-Fr.)
 85, Ed Wang (6-5, 262, r-Fr.)

LT 76, Duane Brown (6-5, 278, r-Jr.)
 71, Aaron Brown (6-6, 290, Fr.)

LG 70, Sergio Render (6-3, 300, Fr.)
 51, Matt Welch (6-4, 290, r-So.)

C 58, Ryan Shuman (6-3, 301, r-So.)
 68, Mason Baggett (6-1, 272, Sr.)

RG 67, Nick Marshman (6-5, 346, r-So.)
 63, Robert Norris (6-4, 338, r-Fr.)

RT 74, Brandon Frye (6-4, 302, r-Sr.)
 79, Eric Davis (6-7, 315, r-Fr.)

TB 34, George Bell (5-10, 220, r-So.)
 38, Elan Lewis (5-9, 221, r-Fr.)
 1, Victor Harris (6-0, 186, So.)

FB 37, Jesse Allen (6-0, 243, r-Sr.)
 39, Carlton Weatherford (5-9, 220, r-Jr.)

QB 7, Sean Glennon (6-4, 215, r-So.) **OR**
 12, Cory Holt (6-4, 222, r-So.)
 8, Greg Boone (6-3, 287, r-Fr.)

FL 4, Eddie Royal (5-10, 171, Jr.)
 87, David Clowney (6-1, 175, Sr.)

PK 46, Brandon Pace (5-10, 196, r-Sr.)
 40, Jud Dunlevy (5-9, 185, r-So.)

Defense (4-3)

Stud 49, Chris Ellis (6-5, 250, r-Jr.)
 90, Orion Martin (6-2, 240, r-So.)

Nose 99, Carlton Powell (6-2, 292, r-Jr.)
 75, Kory Robertson (6-2, 331, r-Jr.)
 95, Cordarrow Thompson (6-2, 341, r-Fr.)

DT 59, Barry Booker (6-4, 279, r-Jr.)
 93, Hivera Green (6-3, 277, r-Fr.)

End 96, Noland Burchette (6-2, 260, r-Sr.)
 40, William Wall (6-4, 253, r-Fr.)

ILB 9, Vince Hall (6-0, 236, r-Jr.)
 33, Brett Warren (6-0, 229, Jr.)

ILB 11, Xavier Adibi (6-2, 224, r-Jr.)
 45, Purnell Sturdivant (5-9, 214, r-So.)

Whip 31, Brenden Hill (6-1, 197, r-Sr.)
 13, Corey Gordon (6-2, 228, r-Jr.)

Rover 36, Aaron Rouse (6-4, 221, r-Sr.)
 30, Cary Wade (5-10, 178, r-Sr.)


BC 18, Brandon Flowers (5-10, 187, r-So.)
 27, Jahre Cheeseman (5-9, 184, r-Fr.)

FS 25, D.J. Parker (5-11, 184, Jr.)
 41, Cam Martin (6-0, 192, r-Fr.)

FC 15, Roland Minor (6-0, 205, r-Jr.)
 1, Victor Harris (6-0, 186, So.)

P 23, Nic Schmitt (6-2, 273, r-Sr.)
 97, Brent Bowden (6-2, 190, r-Fr.)

Aaron Rouse



Offensive Line

Headlines

- Three full-time starters and another part-time starter all departed due to graduation, so a new nucleus of linemen must be built.
- **Duane Brown** returns at left tackle after moving over from tight end last preseason. He ended up starting all 13 games for the Hokies at his new position.
- Senior **Danny McGrath**, who started seven games last year at center, will miss all of spring ball after having surgery on his shoulder following the season. He is expected back full for summer workouts.
- A new coach will take over the line duties this year as **Bryan Stinespring** has moved over to coach the tight ends, while still serving as the coordinator. Tech welcomes new line coach **Curt Newsome**, who served the last five years at JMU.

The Players

Right Tackle

BRANDON FRYE – Stepped in at the last minute and played exceptionally well during the bowl game ... Has approached a new level in confidence and in the weight room ... Is excited every day about this opportunity ... Is a key guy for the line this year.


ERIC DAVIS – A freshman who will be thrown into the two-deep ... Has a great frame ... Lacks strength and experience, but the coaches are excited to see what he has ... A very important spring for him.

Right Guard

NICK MARSHMAN – A big and strong athlete ... Is critical inside for Tech right now ... If he has a good spring, it would be a great benefit for Tech's offense ... Needs to be more consistent.

Center

RYAN SHUMAN – Is a very tough player ... Is now in a position where he can vie for the starting job ... He is on pace to be a starter ... Will be taking more meaningful snaps this spring with McGrath out.



Duane Brown

MASON BAGGETT – Coaches call him “a terrific man and a good worker” ... Is a very intelligent person ... Could play tackle, but the move inside is a smart one for him.

ZAC LOWE – A smart player who will get some reps this spring ... Is a great worker ... Coaches say they need to find a way to get him on the field.

Left Guard

SERGIO RENDER – A true freshman who enters spring as the No. 1 at left guard ... Is strong and powerful ... Moves well and has all the tools ... Needs to get accustomed to working in Tech's scheme.

Left Tackle

DUANE BROWN – Tech's most athletic lineman ... Makes the move to left tackle after starting all 13 games at right

tackle a year ago ... Has the size and talent to be a great player ... Gets better every time he is on the field.

AARON BROWN – A true freshman who enrolled in January after graduating high school a semester early ... Is very athletic ... Is goal oriented and has a chance to be an exceptional offensive lineman.

Stinespring on Others:

BRANDON HOLLAND, ROBERT NORRIS, MATT WELSH – “We have a lot of freshmen taking their first snaps. They have an opportunity. We will find out how far away they are and if they can put themselves in a position to help us. We will figure out who is the closest and who needs more work. They will have to get past their inexperience.”



Brandon Frye

Coach Newsome on the Line

“We had some losses up front, but we have guys who are ready to play. We want to see which ones will help us out in August. There should be a lot of great competition from people who have been there before. Some might not have a lot of experience, but we will find out if they are ready to play.”


Coach Stinespring on the Line

“We have to replace four seniors up front, three of whom were All-ACC performers. We have a strong returning nucleus and we have to build around it.”

Receivers & Tight Ends

Headlines

- The top five receivers all return and enter spring ball in a battle for the starting jobs.
- Only one senior is in the group — **David Clowney** — while the rest of the top five are all juniors with extensive playing time under their belts.
- Tech welcomes a new coach to the staff in **Kevin Sherman**, who came from Wake Forest to coach the receivers.
- At tight end, Tech must replace All-ACC performer Jeff King. With **John Kinzer**, who served as the No. 2 tight end and started 11 games last year, out this spring due to injury, the position is wide open.
- **Bryan Stinespring** will coach the tight ends this year after serving as the offensive line coach the previous eight seasons.



David Clowney

The Players

Flanker

EDDIE ROYAL – Started slow and got better last year as the season progressed ... Coaches say they need him to start fast and be useful to the offense ... Coaches like his attitude in the weight room ... A fast player ... Coaches are hoping he will raise the level of his play.

DAVID CLOWNEY – Has proven he has the ability to make big plays ... Runs well ... Spent the winter running with the Tech indoor track team ... Needs to work on his consistency on all levels ... If he does that, coaches say Tech will be a better football team.

Split End

JOSH MORGAN – A strong, physical player ... Has great hands and the ability to have monster games ... Coaches say they need him to stay healthy and play on a consistent level ... Needs to be more conscious of doing the little things well.

JOSH HYMAN – A tough, competitive player ... A guy who can make the tough catch ... Wasn't involved as much during his sophomore year ... Coaches want to make him feel like more of a valuable option.

JUSTIN HARPER – From a physical standpoint, he has made the biggest strides ... With his height and size, he could raise the whole unit's ability ... Will increase the competition in the group and add another dimension to the team.

Others:


BRANDON DILLARD, MICHAEL REID – Walk-ons who have worked hard ... Both will try to provide depth within the group.

Tight End

SAM WHEELER – A good athlete who catches the ball well ... Has a great upside and potential ... Is gaining strength in the weight room and has the ability to help the offense.

ED WANG – A strong guy who is well along physically ... Still has a way to go in understanding the offense ... An important spring for him.

RICHARD GRAHAM – Makes the move to tight end after working along the line last year ... Was redshirted in 2005 ... A big athlete with potential.



Josh Morgan

Coach Stinespring on the Wide Receivers:

"This group has the ability to raise their level of play. They have been through their freshman growing pains and finding themselves during their sophomore year. They have become more valuable with and without the ball. They will be asked to raise their level of play. This group can be a strength for us."

Coach Stinespring on the Tight Ends

"Replacing Jeff King is critical. Sam Wheeler and Ed Wang both have an opportunity. We play a lot of two tight end sets, so they will have to separate themselves. Hopefully it'll all shake out in the spring session and we can go into fall with a little better idea of what's going to happen. And we'll see how Richard Graham adjusts to his new position."

Running Backs & Quarterbacks

Headlines

- The top priority on offense is finding a new starting quarterback. Two players with game experience — **Sean Glennon** and **Cory Holt** — will have a slight lead going into spring, but will have to hold off redshirt freshman **Greg Boone**.
- The Hokies will also have to find a new tailback with the loss of Cedric Humes and Mike Imoh to graduation. **Branden Ore** has the most experience of any returnee, but is not enrolled this semester and is home rehabbing his shoulder after off-season surgery.
- **George Bell**, **Elan Lewis** and **Kenny Lewis, Jr.**, will get the first looks at tailback, but some players from defense may also get looks.
- The fullback spot is in good hands as **Jesse Allen** returns as the starter, but will be faced by pressure from several talented players.
- Tech will welcome a new addition to the staff in quarterbacks coach **Mike O’Cain**, who has a wealth of experience both at the position and within the Atlantic Coast Conference.

The Players


Tailback

GEORGE BELL – A very talented player ... Is a powerful back in the same speed category as Cedric Humes ... Has waited a long time for his knee to be healthy ... Is excited about this spring.

ELAN LEWIS – Was a special talent coming out of high school ... Carried the ball 40 times a game and has good speed ... Is a powerful runner and a load to tackle.

VICTOR HARRIS – Will get a look at tailback early in the spring ... Played cornerback last year ... Extremely athletic.

KENNY LEWIS, JR. – Has been out of football for a couple of years, playing minor league baseball in the Cincinnati Reds organization ... Has done an outstanding job in the weight room ... Is powerful and well put together with outstanding speed and quickness ... Trained with the Tech track team in the winter ... Is one of the oldest players on the team as a true freshman.



Sean Glennon

Fullback

JESSE ALLEN – Is coming off of surgery on his wrist, but should be full speed for spring practice ... Is a much improved football player ... A demon in the weight room.

CARLTON WEATHERFORD – Had an outstanding off-season ... Is a real competitor ... Works hard and does everything right, on and off the field.

BILLY GORHAM – A walk-on who has reconstructed his body through the weight room and is a powerful athlete ... Is ready to make a statement this spring.

Quarterback

SEAN GLENNON – Played as a true freshman, but took a redshirt last season despite being the No. 2 quarterback coming out of preseason camp ... A smart player who has the ability to learn fast ... His ability to comprehend and execute the offense is a plus.

CORY HOLT – Is a tall, athletic young player ... Saw limited action last year as a back-up ... Always played when the game was not on the line, so coaches are interested to see him execute when the the pressure is on ... Needs to play with poise and confidence ... Must stay healthy this spring, something he hasn’t done his previous two spring practices.

GREG BOONE – Has a strong arm and is a strong young man ... Was limited last year as a redshirt because of an injury ... Coaches aren’t sure how far along he is ... Lost a lot of weight, but still needs to trim down a little more ... In terms of the others, he has a lot of catching up to do.

Coach Hite on the Running Backs

“This is the first time we really don’t have a proven tailback coming back. The position is critical in what we do offensively. We have a lot of good candidates and we hope someone will come out on top. There should be great competition between the backs. We will experiment with different players and give them a shot. We will also look at Macho Harris and Jahre Cheeseman.”

Coach O’Cain On the Quarterbacks

“We want to come out of spring practice with the top two quarterbacks. We don’t necessarily have to have a definitive starter, but our major objective is to have the top two. All three are getting a lot of work to determine the pecking order. All three are very talented young men. They have the physical tools for the quarterback spot. We are going to separate the three based on pressure and poise. We are giving them game-like conditions and see who handles it with poise. If they can play against our defense in the spring, they can play against nearly any defense.”



Jesse Allen

Defensive Line

Headlines

- Tech will have to replace three outstanding seniors in Darryl Tapp, Tim Sandidge and Jonathan Lewis.

- **Chris Ellis** returns as the only incumbent starter at defensive end, however there are several experienced players who will audition for starting jobs this spring.

- Defensive line coach **Charley Wiles** believes that this spring is wide open and very important for several players to try to make it into the two-deep before the fall.

The Players

Defensive End

CHRIS ELLIS – Made a lot of plays last year ... Is hungry again this year ... Has high expectations.

NOLAND BURCHETTE – Coaches are leaning on him for a lot of leadership ... Expected to have a great senior year ... Coming off a solid junior season ... The expectations are high for him.

HIVERA GREEN – Is suffering from a hurt foot ... Needs to get on the field to show what he's got ... Needs to get reps to see if he can contribute on the defensive side of the ball.

ORION MARTIN – Has continued to improve every day ... A former walk-on who worked his way into the two-deep last fall ... Spring is going to be valuable to him ... Can be a solid contributor in the fall.

WILLIAM WALL – Coaches would like to see him play a little bit of tackle, but he's got to establish himself at one spot, and right now that is at the end spot ... Showed some flashes in the fall, but was redshirted ... Has a chance to be a defensive end/defensive tackle in the program.


STEVEN FRIDAY – A promising prospect who enrolled in January ... Will be tough for him to compete at his current weight, unless he can run around people ... Coaches will know more after spring football ... Will compete for some playing time next fall.

CHAD CARLSON – A hard-working player who will look for reps this spring.

Defensive Tackle

CARLTON POWELL – One of the few returnees with valuable playing time under his belt ... Had a very solid sophomore season once he shook off an early season ankle injury ... Coaches have very high expectations for him.

BARRY BOOKER – Has shown flashes, but has not been consistent enough to be a starter ...



Chris Ellis

Coaches expect him to step up and be that guy ... Will be an important spring for him.

KORY ROBERTSON – Is an explosive athlete ... Realizes this is his time ... Is a potential starter ... Had a great offseason in the weight room ... Has shown flashes, but needs to put it all together ... Coaches have very high expectations for him.


CORDARROW THOMPSON – Has shown some signs ... Is down in weight ... A young player who is doing what it takes to play at this level ... A very eager player who has a great opportunity for some playing time.

CHRIS BURNETT – Has been in the program for a few years and is looking to step up and be an impact player ... An important spring for him.

MATT TILLEY – A potential defensive tackle or defensive end ... Coaches hope to know more about him after the spring.

SCOTT KING – A player who will fight for reps this spring ... Coaches are hoping he can show them something.

WATSON STELLY – A very hard-working player who needs some experience.



Carlton Powell

Coach Wiles on the Defensive Line

"I think we've got some exciting freshmen coming in. But I think we're going to have a solid two-deep at the end position coming out of spring practice. Obviously we have some kids back who played in Noland (Burchette), Chris (Ellis) and Orion (Martin). We've got to replace Darryl (Tapp) as well as Tim (Sandidge) and Jonathan Lewis inside, who were all good performers. I think the big thing that sticks out is replacing Jonathan. We've got to get our defensive tackle spot squared away."

Linebackers

The Players

Mike Linebacker

VINCE HALL – A solid No. 1 heading into spring ... Was an All-ACC performer as a sophomore ... An outstanding football player who is very instinctive and has great vision ... Could be one of the top linebackers in the country this year ... Improved immensely on his pass drops ... Has worked hard to become a complete linebacker.

BRETT WARREN – A guy who is really good against the run ... Has to become a complete linebacker ... This spring is going to be really important for him to get better in the passing game ... Has great vision and is a good football player.

DEMETRIUS TAYLOR – A young kid right now who has to understand the game at this level ... Coaches have high hopes for him ... A very physical player and the strongest linebacker as a freshman ... Has to learn the mike position right now ... Coaches like what they see in him.

ANDREW BOWMAN – Was hurt most of last year, so didn't get a lot of reps ... Coaches didn't get a lot of information on him because of the injury ... Needs to learn to play the game at a high level.

Backer Linebacker

XAVIER ADIBI – A solid No. 1 heading into spring ... A quality football player ... Has great speed ... Broke the linebacker 40-yard dash time when he ran a 4.41 ... Along with Hall, combines to form one of the best tandems in the conference ... Needs to improve in the passing game.

PURNELL STURDIVANT – Lettered primarily on special teams last year ... A little undersized as far as his height, but he's a powerful and explosive player ... Really improved a lot as the season progressed ... Coaches are anxious to see where he is this spring ... A guy coaches are looking to take that next step.

JONAS HOUSERIGHT – Has been playing whip, but makes the move to the backer spot ... Has shown some abilities ... Coaches

Headlines

- The Hokies return two outstanding linebackers in All-ACC selection **Vince Hall** and **Xavier Adibi**.

- The biggest battle on the defensive side of the ball will likely be at the whip linebacker position, where **Brenden Hill** and **Corey Gordon** will look to replace departed senior James Anderson.

- Brotherly love will not be lost with this group as brothers **Chad Grimm** and **Cody Grimm** will likely be competing for reps this spring.

are trying to find the best spot for him.

MARK MUNCEY – A walk-on who showed some instincts and football skills in middle drills and some scrimmages last fall ... Is going to be a big spring for him to see where he fits in.

Whip Linebacker

BRENDEN HILL – Worked at both rover and whip last year ... Got a chance to be the back-up to James Anderson and did a great job ... As a backup, he learned the parameters of the position ... Knows what he needs to do, but things happen faster when you're closer to the line of scrimmage.

COREY GORDON – Needs to establish himself this spring ... Will be the most important time of his career.

CHAD GRIMM – A good football player who has been in the program for a few years ... A rising senior ... Looking to break into the two-deep and earn more playing time.

CODY GRIMM – His spring will be very important to see how he fits into the overall picture ... Is a talented athlete and has certain skills ... Coaches are interested to see what he can do.

DUSTIN PICKLE – A young guy who joined the team after practice started last fall ... Did a good job ... Coaches want to see how well he's progressed and what he can do.



Vince Hall

Coach Foster

On the Inside Linebackers

"We're trying to find some depth. Obviously Vince Hall and Xavier Adibi are big time players in our league and in the country. The thing we've got to do is create some depth at those positions. That's going to be my biggest concern this spring."

Coach Cavanaugh

On the Outside Linebackers

"The No. 1 goal is to come up with a starting whip. The battle between Corey Gordon and Brenden Hill will be very important this spring. If Gordon or Hill can establish themselves as good, solid players, then we'll be in good shape heading into the fall. Sometimes it's hard with the numbers that you have to give everybody an equal share of reps. It will be our job to determine who is going to get those reps."

Defensive Secondary

Headlines

- **Aaron Rouse**, who led the team last season with four interceptions, returns as the starting rover.
- Replacing unanimous All-American Jimmy Williams will be a top priority for the secondary as several young players will vie for his spot.
- Former Hokie and NFL veteran **Torrian Gray** will enter his first season as the defensive backs coach. Last season, Gray was an assistant with the Chicago Bears.
- Look for **Victor Harris** and **Jahre Cheeseman** to get looks on both sides of the ball during different parts of the spring as both will get a shot at tailback, as well as defensive back.

The Players

Rover

AARON ROUSE – Is the starting rover and a great player ... Has really improved his pass/run keys ... Is a very good tackler ... Had four interceptions last year to lead the team ... Will be counted on for senior leadership in a young secondary.

CARY WADE – Had an excellent Gator Bowl ... Coaches are hopeful he'll continue where he left off ... Came in and did a great job of alternating series in that game ... Has been in the program for several years, so he knows what's going on.

DORIAN PORCH – His spring will be very important to see how he fits into the overall picture ... Got a ton of work last year as a rover ... Coaches expect him to pick up where he left off before he went to scout team.

KENT HICKS – A player who has never found a home ... Coaches are hopeful he'll get settled at rover.

JAKE PATTEN – Trying to earn his stripes as a special teams player this spring.

MATT REIDY – Needs to have a good spring and find his niche on the team.

Boundary Corner

BRANDON FLOWERS – A physical corner ... Got a lot of experience last year ... Stepped up and played superbly in the bowl game ... Enters the spring as the No. 1 man at boundary corner ... Coaches like a lot of the things they see in him.

JAHRE CHEESEMAN – A talented athlete who redshirted last year ... Will spend the first part of spring on defense ... Will get a look at tailback in the second half of spring.

STEPHAN VIRGIL – A January enrollee who will look to break into the two-deep ... Was ranked the No. 45 safety in the nation by scout.com and the No. 25 player in North Carolina by *SuperPrep* his senior season.

CORY PRICE – A true team player who serves on the special teams and scout teams ... Possesses good speed and a great attitude.

Field Corner

ROLAND MINOR – Gained a lot of game experience last year, starting 12 games ... Has a chance to be a very good corner ... Will be counted on for leadership in a young secondary.

VICTOR HARRIS – Will play running back at the beginning of spring practice ... Is still learning the corner position ... A talented athlete who coaches want to find ways to get on the field.

DEVIN RADFORD – A first semester freshman who coaches are hoping will turn into an experienced freshman heading into the fall ... A talented athlete who coaches are excited about.


RYAN HASH – A valuable member of Tech's special teams ... Also contributes on the scout team.

Free Safety

D.J. PARKER – A guy who played quite a bit last year ... Started six games ... Is in the position to take more of a leadership role ... Will have to continue to improve to hold off talented players behind him.

CAM MARTIN – Has done some great things both on and off the field ... Coaches are excited to see how he's going to progress this spring ... Improved a lot in his redshirt year last season.

ROBERT PARKER – A senior who has been a valuable contributor on special teams ... Is an important spring for him if he hopes to see action on the defensive side of the ball in the fall.



Roland Minor

Coach Gray on the Defensive Backs

"My goal is to get these guys to come out and be fundamentally sound. We need to get in the habit of going out and having great, consistent practices every day out and to play as a unit. We need to communicate and be a cohesive unit. I want to see those things from these players to go into fall practice with a good foundation."

Coach Cavanaugh on the Rovers

"Aaron Rouse is coming off a great season and he enters the spring as the starting rover. We need to get quality backups to solidify the depth chart."


Special Teams

Headlines

- All three of Tech's main kickers return, so building depth will be a priority. Also finding consistency in the return game will be key after the Hokies averaged just 19.0 yards per kick return and 8.9 yards per punt return last season.

- **Nic Schmitt** was an honorable mention All-ACC performer and Ray Guy Award semifinalist last year after averaging 43.2 yards per punt — the second-best season average in school history.

- Senior **Brandon Pace** was a semifinalist for the Lou Groza Award last year after going 19-of-22 on field goals and 51-of-52 on extra points. The 108 points he scored set a new school record for points by a kicker in a season.



Nic Schmitt

JOHN HEDGE – A walk-on who has provided depth ... Hasn't seen any game action ... Will be an important spring for him as he tries to position himself on the depth chart.

JARED DEVELLI – Used as Tech's kickoff man the past two years ... Kicked off 64 times last year with 29 touchbacks ... Averaged 62.9 yards per kickoff.

Punter

NIC SCHMITT – One of the strongest players on the team ... Punted 62 times last year for an average of 43.2 yards per kick ... Had a long of 65 yards with 12 kicks of 50 yards or more ... Had 15 punts downed inside the 20-yard line.

BRENT BOWDEN – A talented, young player who redshirted last season ... Will be an important spring for him in terms of gaining experience and repetitions.


Snappers

NICK LEESON – Served as Tech's snapper on punts last season ... Didn't have a bad snap in 52 attempts ... Will also challenge for the vacated PAT/field goal snapping duties ... Has worked his way to Super Iron Hokie status in the weight room.

BART McMILLIN – A transfer from East Tennessee State who has yet to see any game action ... Dressed for all 13 games last year ... Will make a serious push for the PAT/field goal snapping duties.

Returns


EDDIE ROYAL – An exceptional talent who has led the team in both kick and punt return yardage the past two seasons ... Also caught 27 passes for 315



Nick Leeson

yards and two scores ... Started all 13 games last year at flanker.

JOSH MORGAN – Will see action as both a punt and kick returner ... A big-player receiver who is hard to bring down ... A physical player ... Has deceptive speed.



Jared Develli

The Players

Place-kicker

BRANDON PACE – Has scored 214 points the past two seasons as Tech's primary place-kicker ... Was first-team All-ACC as a sophomore and is a two-time Lou Groza Award semifinalist ... Provides consistency and accuracy.

JUD DUNLEVY – A young player with a strong leg ... Hit a 51-yard field goal as time expired to lift Tech's jayvee team to a win over Hargrave ... Was used more toward the end of the season as one of Tech's kickoff men ... Ended up with 21 kickoffs and seven touchbacks ... Averaged 63.0 yards per kickoff.

Coach Beamer on Special Teams

"Overall I think our No. 1 goal is to get our punt protection team squared away. We have to replace a couple of people on that. That'll be our first priority. Our second priority is that I want to concentrate on our guys blocking more kicks and returning more kicks. We were in position to block several kicks last year, but could never get them blocked. The more we can block them, the more we can return them. And I think there's going to be good competition between Jared Develli and Jud Dunleavy for who is going to be our kickoff guy. I want to come out of spring a little more settled on who that should be. Those are the big deals for us this spring."

2006 Spring Roster

No.	Name	vl	Pos	DOB	Ht.	Wt.	Cl.	Hometown	High School	H.S. Coach
11	Xavier Adibi	2	LB	10/18/84	6-3	224	r-Jr.	Hampton, Va.	Phoebus	Bill Dee
37	Jesse Allen	2	FB	10/22/83	6-0	243	r-Sr.	Monson, Mass.	Pathfinder Regional	Chris Pope
68	Mason Baggett	-	C	8/16/83	6-1	272	Sr.	Richmond, Va.	James River	Greg DeFrancesco
34	George Bell	-	TB	10/28/85	5-10	220	r-So.	Fayetteville, N.C.	Jack Britt	Richard Bailey
59	Barry Booker	1	DT	11/13/85	6-4	279	r-Jr.	Amherst, Va.	Amherst	Scott Abell
8	Greg Boone	-	QB	9/14/86	6-3	287	r-Fr.	Chesapeake, Va.	Oscar Smith	Richard Morgan
17	Justin Born	-	FL	2/10/86	6-0	193	Jr.	Centreville, Va.	Westfield	Tom Verbanic
97	Brent Bowden	-	P	5/21/87	6-2	190	r-Fr.	Centreville, Va.	Westfield	Tom Verbanic
6	Andrew Bowman	-	LB	3/6/86	5-11	233	r-So.	Glen Allen, Va.	Hermitage	Patrick Kane
71	Aaron Brown	-	OT	3/16/88	6-6	290	Fr.	Cincinnati, Ohio	Princeton	Brian Dodds
76	Duane Brown	2	OT	8/30/85	6-5	278	r-Jr.	Richmond, Va.	Hermitage	Patrick Kane
96	Noland Burchette	3	DE	3/23/83	6-2	260	r-Sr.	Richmond, Va.	Highland Springs	Scott Burton
60	Chris Burnett	-	DT	11/2/83	6-2	276	r-Sr.	Blue Ridge, Va.	Liberty-Bedford	Scott Abell
57	Cory Byrd	-	DS	1/8/86	6-0	224	r-Fr.	Abingdon, Va.	Abingdon	Scott Allen
87	Chad Carlson	-	DE	12/11/86	6-2	215	So.	Poquoson, Va.	Poquoson	Don Ward
27	Jahre Cheeseman	-	CB/TB	1/11/87	5-9	184	r-Fr.	Voorhees, N.J.	Eastern	Dan Spittal
55	Chris Chelko	-	LS	7/3/87	6-2	245	r-Fr.	Huntersville, N.C.	North Mecklenburg	Glen Padgett
87	David Clowney	3	FL	7/8/85	6-1	175	Sr.	Delray Beach, Fla.	Atlantic	Chris Bean
35	Tyler Corvin	-	PK	1/1/86	5-8	160		Blacksburg, Va.	Blacksburg	Dave Crist
79	Eric Davis	-	OT	5/23/87	6-7	315	r-Fr.	Lorton, Va.	West Springfield	Bill Renner
98	Jared Develli	2	PK	12/28/85	6-0	217	Jr.	Sterling, Va.	Park View	Charlie Pierce
80	Brandon Dillard	-	SE	2/3/87	5-10	169	r-Fr.	Martinsville, Va.	Bassett	James Gilbert
40	Jud Dunlevy	-	PK	10/9/84	5-9	185	r-Jr.	Roanoke Rapids, N.C.	Roanoke Rapids	Tim Bennett
49	Chris Ellis	2	DE	2/11/85	6-5	250	r-Jr.	Hampton, Va.	Bethel	Tracy Parker
15	Matt Finnegan	-	FL	7/28/85	6-1	194				
18	Brandon Flowers†	1	CB	2/18/86	5-10	187	r-So.	Delray Beach, Fla.	Atlantic	Chris Bean
82	Steven Friday	-	DE	8/9/86	6-4	206	Fr.	Hampton, Va.	Phoebus	Bill Dee
74	Brandon Frye	1	OT	1/23/83	6-4	302	r-Sr.	Myrtle Beach, S.C.	Myrtle Beach	Scott Early
50	Jacob Gardner	-	DE	8/29/85	6-1	235	So.	Wytheville, Va.	George Wythe	Donnie Pruitt
7	Sean Glennon	1	QB	9/5/85	6-4	215	r-So.	Centreville, Va.	Westfield	Tom Verbanic
13	Corey Gordon†	2	LB	6/9/84	6-2	228	r-Jr.	Gainesville, Fla.	Gainesville	Rick Swain
77	Brandon Gore	3	OG	11/7/83	6-5	359	r-Sr.	Warrenton, Va.	Liberty	Joe Trabucco
44	Billy Gorham	-	FB	3/11/85	5-10	239	Jr.	Francoa, Va.	Robert E. Lee	Gerry Pannoni
91	Richard Graham	-	TE	3/30/87	6-6	269	r-Fr.	Richmond, Va.	St. Christopher's	Paul Padalino
93	Hivera Green	-	DT	8/1/87	6-3	277	r-Fr.	Conway, S.C.	Conway	Chuck Jordan
29	Chad Grimm	-	LB	5/18/85	5-10	184	Sr.	Fairfax, Va.	Oakton	Pete Bendorf
35	Cody Grimm	-	LB	2/26/87	5-10	183	r-Fr.	Fairfax, Va.	Oakton	Pete Bendorf
9	Vince Hall	2	LB	12/3/84	6-0	236	r-Jr.	Chesapeake, Va.	Western Branch	Lew Johnston
81	Justin Harper†	2	SE	2/24/85	6-3	210	Jr.	Catawba, N.C.	Bandys	Randy Lowman
1	Victor Harris	1	CB/TB	2/16/86	6-0	186	So.	Highland Springs, Va.	Highland Springs	Scott Burton
21	Ryan Hash	2	CB	3/27/83	5-9	180	r-Sr.	Springfield, Va.	Robert E. Lee	Jerry Pannoni
40	John Hedge	-	PK	7/22/84	5-10	185	r-Jr.	Pulaski, Va.	Pulaski County	Jack Turner
26	Kent Hicks	-	ROV	12/12/85	6-2	206	r-So.	Culpeper, Va.	Culpeper	Randy Bove
31	Brenden Hill	2	LB	7/7/84	6-2	197	r-Sr.	Newport News, Va.	Warwick	Tommy Reamon
66	Brandon Holland†	-	OG	4/1/86	6-4	285	Fr.	Roanoke, Va.	Northside	Jim Hickam
12	Cory Holt†	1	QB	6/17/85	6-4	222	r-So.	Lexington, N.C.	Lexington	Billy Hunt
32	Jonas Houseright	-	LB	5/17/85	5-11	192	r-So.	Gate City, Va.	Gate City	Nic Colobro
19	Josh Hyman‡	2	SE	4/18/83	5-11	189	r-Jr.	Chesapeake, Va.	Deep Creek	David Cox
56	Jesse Irvin	-	DS	4/24/86	5-10	200				
45	Kenny Jefferson	-	FB	7/9/87	5-10	230	r-Fr.	Port Tobacco, Md.	DeMatha Catholic	Bill McGregor
41	Dustin Keys	-	PK	2/6/86	6-2	180		Stafford, Va.	Brooke Point	Jeff Berry
72	Scott King	-	DT	8/26/85	6-0	272	Jr.	Radford, Va.	Radford	Norm Lineburg
43	John Kinzer	2	TE	8/23/84	6-2	245	r-Jr.	Fairfax, Va.	Robinson	Mark Bendorf
53	Nick Leeson	2	DS	10/29/82	6-1	251	r-Sr.	Abingdon, Va.	Abingdon	Scott Allen
38	Elan Lewis	-	TB	5/7/86	5-9	221	r-Fr.	Hampton, Va.	Phoebus	Bill Dee

No.	Name	vl	Pos	DOB	Ht.	Wt.	Cl.	Hometown	High School	H.S. Coach
20	Kenny Lewis, Jr.	-	TB	10/13/84	5-9	190	Fr.	Danville, Va.	George Washington	Everett Woods
62	Zac Lowe	-	OG	12/25/84	6-1	274	Sr.	Bridgewater, Va.	Turner Ashby	Joe Taylor
67	Nick Marshman	1	OG	2/13/85	6-5	346	r-So.	Harrisonburg, Va.	Turner Ashby	Joe Taylor
41	Cam Martin	-	FS	4/19/87	6-0	192	r-Fr.	Martinsville, Va.	George Washington	Dan Newell
90	Orion Martin††	1	DE	9/2/85	6-2	240	r-So.	Martinsville, Va.	George Washington	Everett Woods
69	Danny McGrath	1	C	3/19/83	6-2	287	r-Sr.	Herndon, Va.	Herndon	Tom Meier
54	Bart McMillin	-	DS	2/25/85	6-0	218	r-Jr.	Bristol, Tenn.	Tennessee	Greg Stubbs
17	Brian McPherson	-	CB	5/11/84	5-10	189	r-Sr.	Madison Heights, Va.	Amherst	Mickey Crouch
15	Roland Minor	2	CB	8/1/84	6-0	205	r-Jr.	Washington, D.C.	H.D. Woodson	Greg Fuller
2	Josh Morgan‡	2	SE	6/20/85	6-1	215	Jr.	Washington, D.C.	H.D. Woodson	Greg Fuller
47	Mark Muncey	-	LB	11/27/85	5-11	223	r-Fr.	Tazewell, Va.	Tazewell	Bobby Wyatt
63	Robert Norris	-	OG	11/28/86	6-3	338	r-Fr.	Cheltenham, Md.	DeMatha Catholic	Bill McGregor
65	Antonio North	-	OG	12/11/86	6-4	310	r-Fr.	Stafford, Va.	North Stafford	Eric Cooke
46	Brandon Pace	3	PK	11/11/83	5-10	196	r-Sr.	Virginia Beach, Va.	Kellam	Chris Dewitt
25	D.J. Parker†	2	FS	4/18/85	5-11	184	Jr.	Hampton, Va.	Phoebus	Bill Dee
22	Robert Parker	2	FS	3/10/84	6-1	215	r-Sr.	Chesapeake, Va.	Oscar Smith	Bill Lyons
20	Jake Patten	-	ROV	9/30/84	6-0	202	Sr.	Chantilly, Va.	Chantilly	Ken Kincaid
24	Devin Perez‡	-	FB	6/1/85	5-7	240	r-So.	Sparta, N.J.	Pope John XXIII	Vic Paternostro
38	Dustin Pickle	-	LB	7/16/86	5-10	190	So.	Salem, Va.	Salem	Stephen Magenbauer
24	Dorian Porch	-	ROV	3/16/87	5-11	180	r-Fr.	Calhoun, Ga.	Gordon Central	Bill Long
99	Carlton Powell	2	DT	8/14/85	6-2	292	r-Jr.	Chesapeake, Va.	Great Bridge	Noble Palmer
48	Cory Price	1	CB	4/9/85	5-10	187	Sr.	Blacksburg, Va.	Blacksburg	Dave Crist
44	Devin Radford	-	CB	1/13/88	5-9	175	Fr.	Fayetteville, N.C.	E.E. Smith	
88	Michael Reid	-	FL	9/28/87	6-0	200	So.	Martinsville, Va.	Martinsville	Taylor Edwards
86	Matt Reidy	-	ROV	1/8/87	6-0	200	r-Fr.	Gaithersburg, Md.	Damascus	Dan Makosy
70	Sergio Render	-	OG	9/13/86	6-3	313	Fr.	Newnan, Ga.	Newnan	Robert Herring
75	Kory Robertson	1	DT	12/12/84	6-2	331	r-Jr.	Martinsville, Va.	Magna Vista	Joe Beckelheimer
36	Aaron Rouse	3	ROV	1/8/84	6-4	221	r-Sr.	Virginia Beach, Va.	First Colonial	Sam Scarborough
4	Eddie Royal	2	FL	5/21/86	5-10	171	Jr.	Herndon, Va.	Westfield	Tom Verbanic
23	Nic Schmitt	1	P	1/5/84	6-2	273	r-Sr.	Salem, Va.	Salem	Willis White
58	Ryan Shuman	-	C	7/8/86	6-3	301	r-So.	Fork Union, Va.	Fork Union	Mickey Sullivan
61	Watson Stelly†	-	DT	4/12/85	6-1	270	Jr.	Richmond, Va.	Benedictine	Gene Smith
	Robert Stoebbauer‡‡	-	P	12/26/84	6-1	192		Herndon, Va.	Paul VI	
45	Purnell Sturdivant	1	LB	3/19/86	5-9	214	r-So.	Norfolk, Va.	Lake Taylor	Hank Sawyer
56	Demetrius Taylor	-	LB	11/22/86	6-0	234	r-Fr.	Virginia Beach, Va.	Kellam	Chris DeWitt
95	Cordarrow Thompson	-	DT	10/2/87	6-2	341	r-Fr.	Stafford, Va.	North Stafford	Eric Cooke
14	Grant Throckmorton	-	QB	10/27/84	6-3	209	r-Jr.	Wytheville, Va.	George Wythe	Donnie Pruitt
89	Matt Tilley	-	DE	6/20/86	6-3	257	So.	Pulaski, Va.	Pulaski County	Jack Turner
16	Stephan Virgil	-	CB	4/3/87	5-11	165	Fr.	Rocky Mount, N.C.	Rocky Mount	B.W. Holt
30	Cary Wade	3	ROV	5/12/84	5-10	178	r-Sr.	Fairfax, Va.	Robinson	Mark Bendorf
40	William Wall†	-	DE	12/31/84	6-4	253	r-Fr.	Washington, D.C.	Woodson	Greg Fuller
85	Ed Wang	-	TE	3/12/87	6-5	262	r-Fr.	Stone Bridge	Ashburn, Va.	Mickey Thompson
33	Brett Warren	2	LB	3/7/85	6-0	229	Jr.	Clifton, Va.	Centreville	Mike Skinner
39	Carlton Weatherford	-	FB	1/5/85	5-9	220	r-Jr.	Danville, Va.	Tunstall	Buddy Brown
51	Matt Welsh	-	OG	9/12/84	6-4	290	r-So.	Clifton, Va.	Centreville	Mike Skinner
83	Sam Wheeler†	-	TE	5/27/86	6-3	240	Fr.	Blacksburg, Va.	Blacksburg	Dave Crist

† also attended Hargrave Military Academy (Va.)

‡ also attended Fork Union Military Academy (Va.)

†† also attended Hargrave (one semester) and Norfolk State University (one semester)

‡‡ also attended U.S. Military Academy at West Point

HEAD COACH

Frank Beamer

Tech Coach Guides Hokies into 13th Straight Bowl

Virginia Tech couldn't have asked for anyone better than Frank Beamer to guide its football program into the Atlantic Coast Conference.

In each of the Hokies' first two seasons in their new league, Beamer has been named coach of the year. Last season, he guided Virginia Tech to an 11-2 record, the ACC Coastal Division title, a spot in the inaugural league championship game and the Hokies' 13th-straight bowl game.

Beamer, who was the consensus national coach of the year in 1999, may have done his best coaching job in 2004, guiding a young Tech team that was picked to finish sixth in the ACC to a league title and a BCS Bowl. The team also won the league's 2004 Fall Sportsmanship Award for football, yet another tribute to the program Beamer and his staff have built.

When Beamer accepted the job as head football coach at his alma mater in 1987, his goal was for the Virginia Tech football program to reach a consistent level of excellence. The Hokies have come a long way since that day, and along the way, Beamer has become one of the most respected and successful coaches on the college football scene.


Beamer is heading into his 20th season at Virginia Tech and his 26th year as a collegiate head coach. He is ranked third among active Division I-A coaches in victories with 188. His Tech teams have posted a 132-39 record over the past 13 seasons and appeared in bowl games each year during that span, a feat equaled by just three other schools. Prior to winning the 2004 ACC championship, he guided

the Hokies to three BIG EAST Conference championships and in 1999 helped direct Tech to the national championship game. Beamer's Hokies have earned the highest national rankings in the program's history, spending 77 weeks in the Top 10 of The Associated Press poll over the past seven seasons. During one stretch that ended in 2003, Tech was ranked in 84 consecutive AP polls.

Winning has been just part of Frank Beamer's success story. He and his staff have earned a reputation for getting the most out of their players.

In 2000, Beamer and his staff directed Tech to an 11-1 record after opening the season with eight new starters on defense and an all-new lineup in the kicking game. During the 2001 season, the Hokies posted an 8-4 record and appeared in the Top 20 every week despite having to fill four offensive line spots, the quarterback job vacated by sensational underclassman Michael Vick and the tailback spot left open when All-America running back Lee Suggs was lost for the season with an injury. In 2002, the Hokies were 10-4 despite attacking one of their toughest schedules ever with a young team that featured all-new starters at the defensive tackle, inside linebacker and rover positions, as well as major questions at quarterback and wide receiver. Last season, the Hokies earned 10 wins, an ACC title, a Top 10 ranking and a Sugar Bowl bid despite having to replace 14 starters.

A spot in the Nokia Sugar Bowl to play No. 1 Florida State for the national championship



2004 & 2005 ACC COACH OF THE YEAR

focused widespread attention on Virginia Tech and its football program following the 1999 season. And although the Hokies fell short in their bid for the national title, they proved that they belong among the top teams in the college ranks.

For his part in the Hokies' magical 1999 season, Beamer earned eight national coach of the year awards. He was named the Bobby Dodd Coach of the Year, the GTE Coach of the Year, the Eddie Robinson Coach of the Year, the Paul 'Bear' Bryant Coach of the Year, The Associated Press Coach of the Year, the Walter Camp Football Foundation/*Street & Smith's* Coach of the Year, the Maxwell Football Club Coach of the Year and the Woody Hayes

Coach of the Year. He also was named the BIG EAST Conference Coach of the Year for the third time.

There have been plenty of other accolades for the Hokies' coach. Prior to the 2005 season, a *Seattle Times* Poll of more than 40 coaches voted Frank Beamer as the current I-A head coach for whom they had the most respect. Beamer was also selected the fifth-best strategist among current I-A coaches. In a survey of Division I-A football coaches conducted by *Bloomberg News* in the fall of 2000, Beamer was named the best coach a school could hire to run its football program. When BIG EAST Conference football celebrated its first 10 years of existence

in 2000, Beamer was voted the Coach of the Decade by the league's media.

In January 2001, the Pigskin Club of Washington, D.C., honored Beamer as the NCAA Coach of the Year. In May of that year, an on-line newspaper named him the best coach currently in the college football ranks because of his ability to place Tech among the nation's elite year in and year out.

Following consecutive 10-2 seasons in 1995 and 1996, Beamer was voted BIG EAST Conference Coach of the Year by the league coaches. He was one of five finalists in the voting for the 1995 National Coach of the Year. In 1996, *The Sporting News* queried writers from around the country and asked them to rate the coaches in various conferences. In the BIG EAST, those writers rated Frank Beamer the best coach on game day, the best in game preparation, the best as a motivator, the best as a teacher, the best in big games and the best overall.

In 1999, *The Sporting News* ranked the nation's top coaches in terms of their ability to get the most out of their players. Beamer was picked No. 9 in Division I-A. Four of Tech's last six years in the league, *TSN* rated the Tech coach tops among BIG EAST head coaches. The publication has also ranked the Hokies' football coaching staff as the best in the conference four times during that span. *Street & Smith's College Football 2002* rated Beamer as the top recruiter in the BIG EAST. Last year, *SI.com* selected him coach of the year in the Division I-A ranks.

The rise of the Tech football program has made Beamer a man in demand. It has opened doors to places he may never have dreamed of as a youngster growing up in Southwest Virginia.

In September 2000, Beamer was invited to the White House where he joined a select group that stood in the Rose Garden behind then-President Bill Clinton as he made remarks on the Conservation and Reinvestment Act. Beamer was one of the keynote speakers at the American Football Coaches Association Convention in 2000, and in April, 2001, he joined former Prime Minister of Great Britain, Lady Margaret Thatcher, as one of the

featured speakers at SUCCESS 2001, one of the nation's most popular business seminars.

In April 2004, Beamer was presented a Humanitarian Award by the National Conference for Community and Justice for his contributions to fostering justice, equity and community in the Roanoke Valley. An avid NASCAR fan, Beamer was the official starter for the 2005 Food City 500 at Bristol Motor Speedway in April.

Beamer's success has also made him a much sought-after coach. In recent years, he has been pursued by numerous other schools and has drawn interest from professional football teams. But in the end, his loyalty has remained with the Hokies.

Beamer has always put Virginia Tech first — ever since he starred as a defensive back for the Hokies in his undergraduate days in the late 1960s, and surely throughout his 19 years as head coach of the Hokies. He has given the Tech program a sense of stability enjoyed by just a handful of other Division I-A schools. Only three other active Division I-A head coaches have been at their current school as long as Beamer.

In 1990, Beamer received a new contract and a substantial pay raise. He refused the raise, however, until such time that all classified and faculty employees

of the university could have the same opportunity for pay raises. Most state salaries had been frozen at the time. He was offered a pay increase again this year, but did not sign until his assistant coaches were taken care of first.

Another indication of Beamer's love for the university came on the night he was inducted into The Virginia Tech Sports Hall of Fame in 1997. He called it the biggest honor of his entire career. With the induction, he became the first active coach at the university to be honored in that fashion.

Beamer's overall record at Tech now stands at 146-79-2. He became Tech's winningest football coach during the 1997 campaign. Counting six years as head coach at Murray State prior to joining the Hokies, Beamer's overall 25-year record is 188-102-4. That record places him third among active Division I-A coaches in wins.

The 59-year-old Beamer, the first alumnus to guide the Hokies since the 1940s, took over the Tech reins from Bill Dooley in January 1987. He began work a few days after the Hokies had beaten North Carolina State in the Peach Bowl. It took a while for him to get the Hokies moving in the right direction because the football program was hit with NCAA sanctions at the time.

But everything came together in the 1990s. The Techmen finished 9-3 in 1993 after beating Indiana, 45-20, in a wild Independence Bowl game. Tech followed up with an 8-4 season in 1994, losing to Tennessee, 45-23, in the Gator Bowl.


The Tech teams in 1995 and 1996 were among the best in school history. The 1995 team swept the BIG EAST Conference championship outright and the 1996 club tied for the title with Syracuse and Miami.

The 1995 team was 9-2 during the regular season and then came up with a stirring 28-10 victory over Texas in the Sugar Bowl. The 1996 team went 10-1 during the regular season and lost to powerful Nebraska, 41-21, in the Orange Bowl after giving the Cornhuskers a fierce battle for three quarters.

The Hokies fell to 7-5 in 1997 and were beaten badly by North Carolina in the Gator Bowl, 42-3. But they came right back with a 9-3 mark in 1998 that included an impressive 38-7 victory over Alabama in the inaugural Music City Bowl in Nashville, Tenn.

The two winningest seasons in school history followed in 1999 and 2000 with the Hokies posting back-to-back 11-1 records. Tech registered its first-ever 11-0 regular-season record in '99 before

continued on next page



BEAMER'S PROFILE

PERSONAL:

Born: 10/18/46, Mt. Airy, N.C.
 Hometown: Hillsville, Va.
 Wife: former Cheryl Oakley
 Children: Shane, Casey

EDUCATION:

High School: Hillsville (1965)
 College: Virginia Tech (1969)
 Postgraduate: Radford University (1972)

PLAYING EXPERIENCE:

Virginia Tech (1966-68)

COACHING EXPERIENCE:

1972 Graduate Assistant, Maryland
 1973-76 Assistant Coach, The Citadel
 1977-78 Defensive Coordinator, The Citadel
 1979-80 Defensive Coordinator, Murray State

1981-86 Head Coach, Murray State

1981 (8-3)
 1982 (4-7)
 1983 (7-4)
 1984 (9-2)
 1985 (7-3-1)
 1986 (7-4-1) Ohio Valley co-champion

Record at Murray State: 42-23-2 (six years)

1987- Head Coach, Virginia Tech

1987 (2-9)
 1988 (3-8)
 1989 (6-4-1)
 1990 (6-5)
 1991 (5-6)
 1992 (2-8-1)
 1993 (9-3) Independence Bowl champion
 1994 (8-4) Gator Bowl
 1995 (10-2) BIG EAST champion, Sugar Bowl champion
 1996 (10-2) BIG EAST co-champion, Orange Bowl
 1997 (7-5) Gator Bowl
 1998 (9-3) Music City Bowl champion
 1999 (11-1) BIG EAST champion, Sugar Bowl
 2000 (11-1) Gator Bowl champion
 2001 (8-4) Gator Bowl
 2002 (10-4) San Francisco Bowl champion
 2003 (8-6) Insight Bowl
 2004 (10-3) ACC champion, Sugar Bowl
 2005 (11-2) ACC Coastal Div. champion, Gator Bowl

Record at Virginia Tech: 146-79-2 (19 years)

Overall head coaching record: 188-102-4 (25 years)

BOWL EXPERIENCE:

Player

1966 Liberty (Virginia Tech vs. Miami)
 1968 Liberty (Virginia Tech vs. Mississippi)

Coach

1993 Independence (Virginia Tech vs. Indiana)
 1994 Gator (Virginia Tech vs. Tennessee)
 1995 Sugar (Virginia Tech vs. Texas)
 1996 Orange (Virginia Tech vs. Nebraska)
 1997 Gator (Virginia Tech vs. North Carolina)
 1998 Music City (Virginia Tech vs. Alabama)
 1999 Sugar (Virginia Tech vs. Florida State)
 2000 Gator (Virginia Tech vs. Clemson)
 2001 Gator (Virginia Tech vs. Florida State)
 2002 San Francisco (Virginia Tech vs. Air Force)
 2003 Insight (Virginia Tech vs. California)
 2004 Sugar (Virginia Tech vs. Auburn)
 2005 Gator (Virginia Tech vs. Louisville)



Frank Beamer and his wife Cheryl, with Shane and Casey.

losing its national championship battle with FSU.

In 2000, the Hokies' only blemish was a loss at Miami in the ninth game of the season. Both seasons, Tech climbed as high as No. 2 in The Associated Press poll, finishing No. 2 in '99 and No. 6 in 2000. The Hokies climbed as high as No. 5 in the 2001 AP poll and finished 18th. In 2002, Tech was ranked as high as No. 3 in the AP poll after posting consecutive wins over nationally ranked LSU (14th), Marshall (16th) and Texas A&M (19th). The Hokies' youthful team finished the season 18th.

During the 2003 season, the Hokies ended No. 2 Miami's 39-game regular-season winning streak with a 31-7 victory. The Canes were the highest-ranked opponent Tech had ever beaten on the gridiron. The Hokies climbed as high as No. 3 in the polls before falling victim to inconsistent play during the final month of the season. Still, Tech earned eight wins for the 10th time in 11 seasons.

The 2004 season saw the Hokies bounce back to win their last eight games of the regular season, including victories against three nationally ranked teams — No. 6 West Virginia, No. 16 Virginia and No. 9 Miami.

Beamer's early Tech teams also registered many exciting victories. One of the most impressive came in 1990 when the Hokies capped the year with a 38-13 victory over arch-rival Virginia before a crowd of 54,157, which at the time was the largest ever to see a college football game in the commonwealth of Virginia. During

the 1989 season, Tech knocked off ninth-ranked West Virginia and star quarterback Major Harris, 12-10, in Morgantown.

During his undergraduate days at Tech, Beamer started three years as a cornerback and played on the Hokies' 1966 and 1968 Liberty Bowl teams. He received a B.S. in distributive education from Tech in 1969 and a master's in guidance from Radford in 1972. Then came the start of the Beamer coaching career.

He began as an assistant at Radford High School from 1969 through 1971. Then, after one season as a graduate assistant at the University of Maryland, he went to The Citadel where he worked five seasons under Bobby Ross and one year under Art Baker. His last two years at The Citadel, Beamer was the defensive coordinator.

In 1979, Beamer went to Murray State as the defensive coordinator under Mike Gottfried. He was named head coach at Murray State in 1981 and went on to compile a six-year record of 42 wins, 23 losses and two ties.

The Tech coach was born in Mt. Airy, N.C., and grew up in Hillsville, Va. At Hillsville High, he earned 11 varsity letters as a three-sport athlete in football, basketball and baseball.

Beamer is married to the former Cheryl Oakley of Richmond, Va. They have two children, Shane, a former member of his dad's football team at Tech and now an assistant at Mississippi State; and daughter Casey, a 2003 graduate of Virginia Tech.

Under the direction of Frank Beamer and his staff, the Hokies have ...

NOTEWORTHY ACCOMPLISHMENTS

- played for the national championship for the first time in school football history.
- become one of only four Division I schools to go to bowl games each of the last 13 seasons (including 2005).
- earned four conference titles and four BCS bids in a 10-year span.
- compiled a school-record streak in the Associated Press Top 25 Poll at 84 consecutive weeks.
- posted 11 wins in a season for the first time.
- registered the program's first back-to-back 11-win seasons.
- produced the school's first 11-0 regular-season record in football.
- averaged nine wins a season over the last 12 seasons.
- won an Atlantic Coast Conference Championship in their first season of competition.
- played in the inaugural ACC Championship game.
- produced the ACC Coach of the Year and Player of the Year during their inaugural season.
- became the first team in BIG EAST history to win all the league's major awards in the same season.
- earned the highest national rankings in school football history, including four Top 10 finishes and back-to-back Top 6 finishes.
- finished in a final Top 25 poll 10 times in the last 12 seasons.
- won more games (145) than under any other coaching staff.
- been to three times as many bowl games (13, including this season) than under any other staff.
- won more bowl games (5) than under any other coaching staff.
- posted 13 straight seasons of seven or more wins for the first time in school history.
- had 103 of their last 124 games televised (83%).
- compiled an 82-28 record in televised games since the start of the 1995 season.
- blocked more kicks in the 1990s than any other Division I-A team.
- become one of only eight Division I-A schools ever to lead the nation in both scoring offense and defense in the same season.
- had at least one player from every defensive position score a touchdown.
- produced a No. 1 pick in the National Football League draft.
- had over 100 players sign with NFL teams.
- had two players who entered the program as walk-ons drafted in the top four rounds of the NFL draft.
- produced nine Associated Press All-Americans over the last six seasons (not counting this season).
- had players win 10 major conference individual awards in the last eight years.



National Coach of the Year

Coach Frank Beamer was tabbed the consensus national football coach of the year for 1999 after leading the Hokies to an 11-0 regular season and a berth in the national championship game.

Frank Beamer, the first Tech alumnus to guide the Hokies' football program since the 1940s, has won more games at Tech than any other football coach. Prior to Beamer, no other grid coach in Virginia Tech history had served more than 10 seasons as head coach. Only three of the 119 Division I-A head coaches have been at their current school consecutively longer than Beamer's 19 years. Those coaches are Joe Paterno (40 yrs., Penn State); Bobby Bowden (30 yrs., Florida State); and Fisher DeBerry (22 yrs., Air Force).

With last year's visit to the Toyota Gator Bowl, head coach Frank Beamer has led the Hokies to 13 straight bowl games. The 13 bowl appearances mark the third-highest by any active coach. Penn State's Joe Paterno leads the way with 32, followed by Florida State's Bobby Bowden with 27.

2005 Season in Review

Tech's Record Leads to 13th Straight Bowl

It may not have been the Hollywood ending that head coach Frank Beamer was looking for, but the 2005 season was a banner year for his Virginia Tech Hokies.

For the 13th straight season, the Hokies were involved in a post-Christmas bowl game. Virginia Tech also clinched an 11-win season, for just the third time in school history, when it took on Louisville on Jan. 2 in the Toyota Gator Bowl.

While the disappointing 27-22 loss to Florida State in the first Atlantic Coast Conference championship game left a bad taste in the team's mouth, it won't overshadow what the team accomplished last season.

Just getting to the ACC Championship game was a tall order for the Hokies.

The team faced a number of questions as it entered the 2005 season. Perhaps the biggest question was about the quarterback position, where junior Marcus Vick was tabbed as the starter for the first time. He had high expectations to live up to — expectations established by 2004 ACC Player of the Year, Bryan Randall, as well as Vick's All-Pro older brother, Michael.

There were other questions facing the team heading into the season. The Hokies were breaking in nine new starters, including five on defense, where senior Jimmy Williams was the only incumbent in the secondary.

The team was also dealing with heightened expectations. Very few people had forecast the Hokies' run to a conference title in 2004; however, nearly everybody was predicting a first-place finish this season.

Tech's journey to the 2005 Gator Bowl began in Raleigh, N.C., where a primetime ESPN audience got its first glimpse of the ACC Coastal Division Champions to be, on a Sunday night against NC State. Vick answered a lot of questions early, leading the Hokies back from a first-quarter deficit and throwing a touchdown pass to junior David Clowney in the third quarter. However, the game wasn't sealed until junior Aaron Rouse intercepted a pass at the Tech 6-yard line to preserve the 21-16 win. Tech exacted revenge on NC State, which was one of the three teams to beat the Hokies in 2004. After allowing 13 points in the first half against the Wolfpack, Tech's defense tightened up. The Hokies allowed just three points over the next two quarters.



In his first collegiate start at quarterback, Marcus Vick led the Hokies to a season-opening win at NC State.

The Hokies' first shutout of the season came in week two as Darryl Tapp, Vick and company blanked Duke 45-0. Tapp led a defensive charge that allowed just five first downs and a school-record low 36 yards of total offense to the Blue Devils. Vick continued to impress, throwing three more touchdown passes in front of a Wallace Wade Stadium crowd that heavily favored the maroon and orange of the Hokies.

Tech returned to the friendly confines of Lane Stadium/Worsham Field the following week to a sold out crowd and dispatched Ohio University, 45-0. Senior tailback Cedric Humes scored a pair of touchdowns, while the Tech defense limited the Bobcats to just 189 yards of total offense.

For the first time since the Hokies' national championship run of 1999, the ESPN GameDay crew of Chris Fowler, Lee Corso and Kirk Herbstreit visited Blacksburg to do their weekly pregame show live from the Alumni Mall. The gang was greeted by a boisterous crowd, which didn't leave disappointed as the 4th-ranked Hokies swamped No. 15 Georgia Tech, 51-7. Senior Jeff King used the ABC televised game to make a national statement. The 6-foot-5 tight end caught a touchdown pass on Virginia Tech's first drive and then blocked a Yellow Jacket field goal attempt, which led to D.J. Parker's 78-yard touchdown return to give the Hokies a 14-0 lead as they rolled to the conference win.



ESPN's College GameDay crew made two appearances on the Virginia Tech campus last fall.

On the strength of their third-straight lopsided win, the Hokies moved up to No. 3 in both the Associated Press and Coaches' polls. It was the program's highest ranking since it was ranked second in the country during the 2000 season.

The Hokies hit the road the next week, traveling to Morgantown, W. Va. Tech had been knocked from its undefeated perch by the Mountaineers on a similar trip in 2003. It would be a different story this time. In front of a hostile crowd, Vick threw for two touchdowns and ran for another as the Hokies knocked off the eventual Big East and Sugar Bowl champions, 34-17.

For its next game, Tech returned home and dominated the second half in a 41-14 triumph over Marshall. With tailbacks Mike Imoh and Cedric Humes both out with injuries, freshman Branden Ore turned the game into his personal showcase. The 5-foot-11 back gained 146 yards and ran for the go-ahead score in the second quarter to cap a career game.

After a week off, the Hokies ran their undefeated streak to seven in an ESPN Thursday night game at Maryland. Again, Tech overcame a sluggish start for a 28-9 victory. Vick threw three interceptions, but accounted for 344 total yards (133 rushing, 211 passing) to lead the Tech offense. On defense, the Hokies held their fourth opponent to less than 10 points.

The Hokies played in their second straight Thursday night primetime game the next week, defeating their second Top 25 opponent by over two touchdowns in downing No. 13 Boston College, 30-10. Tech's defense held the Eagles



Chris Ellis scores on a 29-yard interception return in the Hokies' 51-7 win over No. 15 Georgia Tech.

to just 183 yards and forced three turnovers in the victory. Sophomore Vince Hall returned the final turnover for a 13-yard touchdown, his second TD of the season.

The win set up Tech's biggest game of the season, a showdown with No. 5 Miami at Lane Stadium. The GameDay group returned to Blacksburg for this ESPN Saturday night clash, but it didn't turn out the way the Hokies had hoped. The Hurricanes' defense forced six turnovers en route to a 27-7 win over the Hokies to take control of the Coastal Division.

After a week off to regain their focus, the Hokies traveled to Charlottesville, Va., to battle in-state rival, Virginia. With its national title hopes eliminated, Tech came up with its best performance of the season as the seventh-ranked Hokies battered their archrivals, 52-14. Humes and Ore combined for 228 yards rushing and five scores as Tech gained 333 yards on the ground. The victory, coupled with Miami's upset loss to Georgia

Tech, moved the Hokies back into conference championship contention. All they needed to do was take care of North Carolina in the final regular-season game.

And they did.

Behind the running of Humes and Ore and another dominating defensive effort, the Hokies earned a trip to the ACC Championship game with a 30-3 win over the Tar Heels. The two tailbacks again combined for over 200 yards on the ground, while the Hokie defense held UNC to just 36 yards rushing.

Tech met up with old nemesis Florida State in the Dr. Pepper ACC Championship game at Jacksonville's Alltel Stadium. Untimely penalties, and an FSU punt return for a touchdown that sparked a 24-point third quarter, were too much for the Hokies to overcome in the fourth quarter as the Seminoles ran their winning streak over Tech to 12 games. Despite the loss, Tech rebounded to dispatch Louisville, 35-24, to finish the season on a high note.

Following the regular season, several Hokies continued to achieve individual accolades. For the second year in a row, Beamer was named the ACC Coach of the Year. Five Hokies were named to the All-ACC first team, including Vick, Tapp and Williams, as well as offensive linemen Will Montgomery and Jason Murphy. Williams was named a unanimous All-American, making all five national first teams. Tapp was also named a first-team All-American by the AFCA and won the Dudley Award, which is given to the state's top collegiate player.



Tailback Cedric Humes scores his third touchdown of the game in helping Tech to a 52-14 victory over in-state and ACC rival Virginia.

2006 Gator Bowl

Virginia Tech 35, Louisville 24

JACKSONVILLE, Fla. - The Virginia Tech Hokies twice rallied from 11-point deficits, and scored 22 unanswered points in the fourth quarter to knock off Louisville 35-24 in the Gator Bowl played at Alltel Stadium on Monday afternoon in Jacksonville, Fla.

The win snapped a two-game losing streak in bowl games for the Hokies and enabled Tech to finish the 2005 season with an 11-2 overall record. Tech recorded 11 wins for just the third time in the program's history.

The Hokies trailed 14-3 in the first half, and 17-10 at halftime, primarily because of 75 yards in penalties, all of the 15-yard variety. And in the second half, they found themselves down 24-13 after Louisville quarterback Hunter Cantwell hit Gary Barnidge on a 29-yard touchdown pass with less than 14 minutes left in the game.

After that score, the Hokies got things going. Tech answered by marching 78 yards in just two plays. Tech got a big play from quarterback Marcus Vick, who hit receiver David Clowney for a 54-yard gain to the Louisville 24. On the next play, Cedric Humes rumbled in from 24 yards out, and the Hokies connected on the two-point conversion when Vick hit Josh Morgan. That made the score 24-21 with just over 13 minutes to go.

Tech's Chris Ellis then gave Tech's offense a golden opportunity when he drilled Cantwell on the ensuing possession and forced the Louisville signal-caller to fumble. James Anderson recovered for the Hokies, giving Tech the ball at its own 47. The Hokies capitalized when Vick found tight end Jeff King in the back of the end zone on a 5-yard touchdown pass that gave the Hokies a 28-24 lead with 6:09 left in the game.


Tech then put the game away a minute later. Anderson, a redshirt senior from Chesapeake, Va., who enjoyed a huge game, intercepted a Cantwell pass and returned it for a touchdown that made the score 35-24. Louisville had two opportunities to cut into the lead, but lost the ball on downs on one occasion and Brandon Flowers intercepted a pass on the

Cardinals' final possession of the game.

Humes, a redshirt senior from Virginia Beach, Va., took home the game's MVP honors for Tech after rushing for 113 yards and one touchdown in his final collegiate game. His effort enabled the Hokies to rush for 187 yards, pacing a balanced Tech attack.

Vick completed 11-of-21 for 203 yards and two scores.

Tech's defense slammed the door on the Cardinals in the second half, allowing just seven first downs and 119 yards. Cantwell threw three touchdowns, but also threw three interceptions.



There was no stopping James Anderson when he returned this interception 39 yards for a touchdown.

**January 2, 2006 • Jacksonville, Fla.
Alltel Stadium • Att: 63,780**

Louisville	14	3	0	7	—	24
Virginia Tech	3	7	3	22	—	35

UL (10:57 re 1st) — Urrutia 11 pass from Cantwell (Carmody kick)
 VT (6:04 re 1st) — FG Pace 36
 UL (2:53 re 1st) — Tinch 39 pass from Cantwell (Carmody kick)
 VT (5:06 re 2nd) — Harper 33 pass from Vick (Pace kick)
 UL (2:32 re 2nd) — FG Carmody 35
 VT (3:12 re 3rd) — FG Pace 28
 UL (13:37 re 4th) — Barnidge 29 pass from Cantwell (Carmody kick)
 VT (13:04 re 4th) — Humes 24 run (Morgan pass from Vick)
 VT (6:09 re 4th) — King 5 pass (Pace kick)
 VT (5:04 re 4th) — Anderson 39 interception (Pace kick)

Team Statistics	UL	VT
First downs	20	21
Rushes-yds.	30-127	48-187
Passing yds.	216	203
Return yds.	158	91
Passes	15-37-3	11-21-0
Punts-avg.	4-46.2	6-50.0
Fumbles-lost	1-1	2-0
Penalties-yds.	5-49	7-93
Time of poss.	23:39	36:21
Sacks by	3-28	4-30

Individual Leaders

Rushing — UL, Bush 16-94, Smith 3-32, Douglas 2-24, Stripling 3-13, TM 1-(-2), Cantwell 5-(-34); VT, Humes 22-113, Ore 11-56, Vick 13-10, Harper 1-10, TM 1-(-2).

Passing — UL, Cantwell 15-37-3-216; VT, Vick 11-21-0-203

Receiving — UL, Urrutia 6-95, Tinch 3-55, Jones 3-22, Barnidge 1-29, Bush 1-8, Douglas 1-7; VT, King 3-27, Clowney 2-69, Harper 2-62, Hyman 2-44, Royal 2-1



Cedric Humes accepts the Most Valuable Player award at the conclusion of the Gator Bowl.

2005 Season Superlatives

Tech Individual Game Highs

Rushes	22	Cedric Humes at West Virginia (Oct 01, 2005) Cedric Humes vs Louisville (Jan 2, 2006)
Yards Rushing	146	Branden Ore vs Marshall (Oct 08, 2005)
TD Rushes	3	Cedric Humes at Virginia (Nov 19, 2005)
Long Rush	45	Branden Ore vs Marshall (Oct 08, 2005)
Pass attempts	52	Marcus Vick vs Florida State (Dec 03, 2005)
Pass completions	26	Marcus Vick vs Florida State (Dec 03, 2005)
Yards Passing	335	Marcus Vick vs Florida State (Dec 03, 2005)
TD Passes	3	Marcus Vick at Duke (Sep 10, 2005)
Long Pass	54	Marcus Vick vs Louisville (Jan 2, 2006)
Receptions	7	Josh Morgan vs Florida State (Dec 03, 2005)
Yards Receiving	128	Josh Morgan vs Florida State (Dec 03, 2005) Josh Morgan at Duke (Sep 10, 2005) David Clowney at NC State (Sep 04, 2005) Josh Morgan at Duke (Sep 10, 2005) David Clowney at Duke (Sep 10, 2005) Jeff King at Duke (Sep 10, 2005) Jesse Allen vs Ohio (Sep 17, 2005) John Kinzer vs Ohio (Sep 17, 2005) Jeff King vs Ohio (Sep 17, 2005) Jeff King vs Georgia Tech (Sep 24, 2005) Eddie Royal at West Virginia (Oct 01, 2005) Jeff King at West Virginia (Oct 01, 2005) David Clowney vs Marshall (Oct 08, 2005) Josh Morgan vs Boston College (Oct 27, 2005) Eddie Royal at Virginia (Nov 19, 2005) Josh Morgan at Virginia (Nov 19, 2005) Jeff King vs North Carolina (Nov 26, 2005) Josh Morgan vs Florida State (Dec 03, 2005) Justin Harper vs Louisville (Jan 2, 2006) Jeff King vs Louisville (Jan 2, 2006) David Clowney vs Louisville (Jan 2, 2006)
Long Reception	54	David Clowney vs Louisville (Jan 2, 2006)
Field Goals	3	Brandon Pace vs Georgia Tech (Sep 24, 2005) Brandon Pace vs Boston College (Oct 27, 2005)
Long Field Goal	45	Brandon Pace vs Florida State (Dec 03, 2005)
Punts	7	Nic Schmitt vs Florida State (Dec 03, 2005)
Punting Avg	52.0	Nic Schmitt vs Marshall (Oct 08, 2005)
Long Punt	65	Nic Schmitt vs Marshall (Oct 08, 2005)
Long Punt Return	44	Josh Morgan at Duke (Sep 10, 2005)
Long Kickoff Return	36	Eddie Royal vs Georgia Tech (Sep 24, 2005)
Tackles	14	Vince Hall at Maryland (Oct 20, 2005)
Sacks	2.0	Darryl Tapp at Duke (Sep 10, 2005) Jonathan Lewis at Maryland (Oct 20, 2005) Darryl Tapp vs Boston College (Oct 27, 2005) Darryl Tapp at Virginia (Nov 19, 2005) Darryl Tapp vs North Carolina (Nov 26, 2005)
Tackles For Loss	2.5	Darryl Tapp at Virginia (Nov 19, 2005)
Interceptions	2	Aaron Rouse at NC State (Sep 04, 2005) Aaron Rouse at Virginia (Nov 19, 2005)

Tech Team Game Highs

Rushes	55	at Virginia (Nov 19, 2005)
Yards Rushing	333	at Virginia (Nov 19, 2005)
Yards Per Rush	6.1	at Virginia (Nov 19, 2005)
TD Rushes	5	at Virginia (Nov 19, 2005)
Pass attempts	52	vs Florida State (Dec 03, 2005)
Pass completions	26	vs Florida State (Dec 03, 2005)
Yards Passing	335	vs Florida State (Dec 03, 2005)
Yards Per Pass	13.5	vs Ohio (Sep 17, 2005)
TD Passes	3	at Duke (Sep 10, 2005) vs Ohio (Sep 17, 2005)
Total Plays	83	vs Florida State (Dec 03, 2005)
Total Offense	503	at Virginia (Nov 19, 2005)
Yards Per Play	7.0	at Maryland (Oct 20, 2005)
Points	52	at Virginia (Nov 19, 2005)
Sacks By	5	at Duke (Sep 10, 2005)
First Downs	26	vs Boston College (Oct 27, 2005) at Virginia (Nov 19, 2005)
Penalties	17	vs Florida State (Dec 03, 2005)
Penalty Yards	143	vs Florida State (Dec 03, 2005)
Turnovers	6	vs Miami (Nov 05, 2005)
Interceptions By	3	vs Louisville (Jan 2, 2006)

Opponent Individual Game Highs

Rushes	24	C. Jones vs Miami (Nov 05, 2005)
Yards Rushing	99	Ahmad Bradshaw vs Marshall (Oct 08, 2005)
TD Rushes	2	Wali Lundy at Virginia (Nov 19, 2005)
Long Rush	44	D. Morgan at NC State (Sep 04, 2005) Steve Slaton at West Virginia (Oct 01, 2005)
Pass attempts	43	J. Davis at NC State (Sep 04, 2005)
Pass completions	27	J. Davis at NC State (Sep 04, 2005)
Yards Passing	311	J. Davis at NC State (Sep 04, 2005)
TD Passes	3	H. Cantwell vs Louisville (Jan 2, 2006)
Long Pass	59	R. Ball vs Georgia Tech (Sep 24, 2005)
Receptions	8	T. Hall at NC State (Sep 04, 2005)
Yards Receiving	123	C. Johnson vs Georgia Tech (Sep 24, 2005) C. Johnson vs Georgia Tech (Sep 24, 2005) Dorrell Jalloh at West Virginia (Oct 01, 2005) Mic Villagrana at West Virginia (Oct 01, 2005) Chubb Small vs Marshall (Oct 08, 2005) D. Fenner at Maryland (Oct 20, 2005) W. Blackmon vs Boston College (Oct 27, 2005) D. Jenkins vs Miami (Nov 05, 2005) C. Davis vs Florida State (Dec 03, 2005) Mario Urrutia vs Louisville (Jan 2, 2006) Joshua Tinch, Joshua, vs Louisville (Jan 2, 2006) Gary Barnidge vs Louisville (Jan 2, 2006)
TD Receptions	1	C. Johnson vs Georgia Tech (Sep 24, 2005)
Long Reception	59	C. Johnson vs Georgia Tech (Sep 24, 2005)
Field Goals	3	J. Deraney at NC State (Sep 04, 2005)
Long Field Goal	41	G. Cismesia vs Florida State (Dec 03, 2005)
Punts	11	B. Arndt vs Georgia Tech (Sep 24, 2005)
Punting Avg	46.2	Todd Flannery vs Louisville (Jan 2, 2006)
Long Punt	57	Todd Flannery vs Louisville (Jan 2, 2006)
Long Punt Return	83	W. Reid vs Florida State (Dec 03, 2005)
Long Kickoff Return	43	W. Blackmon vs Boston College (Oct 27, 2005)
Tackles	16	L. Edwards vs North Carolina (Nov 26, 2005)
Sacks	2.0	R. McIntosh vs Miami (Nov 05, 2005) T. Davis vs North Carolina (Nov 26, 2005) L. Timmons vs Florida State (Dec 03, 2005) Nate Harris vs Louisville (Jan 2, 2006)
Tackles For Loss	3.0	R. McIntosh vs Miami (Nov 05, 2005)
Interceptions	2	K. Jennings vs Miami (Nov 05, 2005)

Opponent Team Game Highs

Rushes	44	vs Marshall (Oct 08, 2005)
Yards Rushing	164	vs Marshall (Oct 08, 2005)
Yards Per Rush	4.4	at West Virginia (Oct 01, 2005)
TD Rushes	2	at Virginia (Nov 19, 2005)
Pass attempts	44	at NC State (Sep 04, 2005)
Pass completions	27	at NC State (Sep 04, 2005)
Yards Passing	311	at NC State (Sep 04, 2005)
Yards Per Pass	7.4	at West Virginia (Oct 01, 2005)
TD Passes	3	vs Louisville (Jan 2, 2006)
Total Plays	73	at NC State (Sep 04, 2005)
Total Offense	438	at NC State (Sep 04, 2005)
Yards Per Play	6.0	at NC State (Sep 04, 2005)
Points	27	vs Miami (Nov 05, 2005) vs Florida State (Dec 03, 2005)
Sacks By	6	vs Florida State (Dec 03, 2005)
First Downs	21	at NC State (Sep 04, 2005)
Penalties	12	at NC State (Sep 04, 2005) vs Florida State (Dec 03, 2005)
Penalty Yards	114	vs Florida State (Dec 03, 2005)
Turnovers	4	vs Louisville (Jan 2, 2006)
Interceptions By	3	at Maryland (Oct 20, 2005)

2005 Statistics

RECORD:	OVERALL	HOME	AWAY	NEUTRAL
ALL GAMES	11-2-0	5-1-0	5-0-0	1-1-0
CONFERENCE	7-1-0	3-1-0	4-0-0	0-0-0
NON-CONFERENCE	4-1-0	2-0-0	1-0-0	1-1-0

Date	Opponent	Score	Attend
* Sep 04, 2005	at NC State	W 20-16	57500
* Sep 10, 2005	at Duke	W 45-0	25014
Sep 17, 2005	OHIO	W 45-0	65115
* Sep 24, 2005	#15 GEORGIA TECH	W 51-7	65115
Oct 01, 2005	at West Virginia	W 34-17	60193
Oct 08, 2005	MARSHALL	W 41-14	65115
* Oct 20, 2005	at Maryland	W 28-9	54838
* Oct 27, 2005	#13 BOSTON COLLEGE	W 30-10	65115
* Nov 05, 2005	#5 MIAMI	L 7-27	65115
* Nov 19, 2005	at Virginia	W 52-14	63344
* Nov 26, 2005	NORTH CAROLINA	W 30-3	65115
# Dec 03, 2005	vs Florida State	L 22-27	72749
† Jan 02, 2006	vs. #15 Louisville	W 35-24	63780

* - Atlantic Coast Conference Game
 # - ACC Championship Game
 † - Toyota Gator Bowl

SCORE BY QUARTERS	1st	2nd	3rd	4th	Total
Virginia Tech	74	106	137	123	440
Opponents	27	50	61	30	168

RUSHING	GP-GS	Att	Gain	Loss	Net	Avg	TD	Long	Avg/G
Cedric Humes	12-9	162	783	31	752	4.6	11	41	62.7
Branden Ore	12-0	109	649	2	647	5.9	6	45	53.9
Mike Imoh	9-6	106	450	31	419	4.0	4	23	46.6
Marcus Vick	13-13	147	642	262	380	2.6	6	38	29.2
George Bell	11-0	42	198	6	192	4.6	2	27	17.5
Eddie Royal	13-13	10	79	0	79	7.9	1	17	6.1
Jeremy Gilchrist	12-0	1	14	0	14	14.0	0	14	1.2
John Candelas	13-0	3	12	0	12	4.0	0	7	0.9
Justin Harper	13-0	1	10	0	10	10.0	0	10	0.8
Duane Brown	13-13	0	3	0	3	0.0	0	0	0.2
Josh Morgan	13-1	1	3	0	3	3.0	0	3	0.2
Cory Holt	6-0	3	7	6	1	0.3	0	7	0.2
Josh Hyman	13-1	1	1	0	1	1.0	0	1	0.1
Nic Schmitt	13-0	1	0	13	-13	-13.0	0	0	-1.0
TEAM	12-0	12	0	21	-21	-1.8	0	0	-1.8
Total	13	599	2851	372	2479	4.1	30	45	190.7
Opponents	13	402	1584	370	1214	3.0	6	44	93.4

PASSING	GP-GS	Effic	Cmp-Att-Int	Pct	Yards	TD	Long	Avg/G
Marcus Vick	13-13	143.3	177-289-10	61.2	2393	17	54	184.1
Cory Holt	6-0	116.8	4-12-0	33.3	80	1	38	13.3
Total	13	142.2	181-301-10	60.1	2473	18	54	190.2
Opponents	13	92.7	192-387-19	49.6	2005	11	59	154.2

TEAM STATISTICS	VT	OPP
SCORING	440	168
Points Per Game	33.8	12.9
FIRST DOWNS	282	179
Rushing	148	78
Passing	113	85
Penalty	21	16
RUSHING YARDAGE	2479	1214
Yards gained rushing	2851	1584
Yards lost rushing	372	370
Rushing Attempts	599	402
Average Per Rush	4.1	3.0
Average Per Game	190.7	93.4
TDs Rushing	30	6
PASSING YARDAGE	2473	2005
Att-Comp-Int	301-181-10	387-192-19
Average Per Pass	8.2	5.2
Average Per Catch	13.7	10.4
Average Per Game	190.2	154.2
TDs Passing	18	11
TOTAL OFFENSE	4952	3219
Total Plays	900	789
Average Per Play	5.5	4.1
Average Per Game	380.9	247.6
KICK RETURNS: #-YARDS	24-457	49-1012
PUNT RETURNS: #-YARDS	46-408	18-230
INT RETURNS: #-YARDS	19-320	10-65
KICK RETURN AVERAGE	19.0	20.7
PUNT RETURN AVERAGE	8.9	12.8
INT RETURN AVERAGE	16.8	6.5
FUMBLES-LOST	27-8	16-8
PENALTIES-YARDS	81-697	91-751
Average Per Game	53.6	57.8
PUNTS-YARDS	52-2244	83-3493
Average Per Punt	43.2	42.1
Net punt average	34.5	36.2
TIME OF POSSESSION/GAME	32:37	27:23
3RD-DOWN CONVERSIONS	72/170	60/186
3rd-Down Pct	42%	32%
4TH-DOWN CONVERSIONS	9/15	8/14
4th-Down Pct	60%	57%
SACKS BY-YARDS	37-219	34-222
MISC YARDS	20	5
TOUCHDOWNS SCORED	55	19
FIELD GOALS-ATTEMPTS	19-22	12-18
PAT-ATTEMPTS	51-52	18-18
ATTENDANCE	390690	260889
Games/Avg Per Game	6/65115	5/52178
Neutral Site Games		2/68264

DEFENSIVE LEADERS	Tackles				TFL/Yds	-Sacks- No-Yards	-Pass Def-			-Fumbles-			Blkd	Saf
	GP	Solo	Ast	Total			Int-Yds	BrUp	QBH	Rcv-Yds	FF	Kick		
9 Vince Hall	13	43	69	112	8.5-25	3.0-16	2-13	8	15	1-15
42 James Anderson	13	41	41	82	8.5-37	3.0-7	2-39	4	3	1-0	1	.	.	.
36 Aaron Rouse	13	35	42	77	4.5-7	.	4-52	5	.	1-0	1	.	.	.
11 Xavier Adibi	13	28	41	69	7.0-17	3.0-7	2-50	4	4
55 Darryl Tapp	13	27	21	48	14.5-75	10.0-58	.	3	35	.	3	1	.	.
2 Jimmy Williams	13	22	22	44	2.0-17	1.0-11	1-0	5	4
49 Chris Ellis	13	15	26	41	10.5-41	6.0-33	1-29	5	14	.	2	.	.	.
56 Jonathan Lewis	13	15	23	38	7.5-49	4.5-40	.	3	19
71 Tim Sandidge	13	13	23	36	4.0-17	2.0-14	.	.	5
27 Justin Hamilton	13	15	20	35	2.5-7	.	3-60	7
25 D.J. Parker	13	11	23	34	.	.	.	2	.	1-5
15 Roland Minor	13	20	13	33	0.5-1	.	3-62	3	.	1-0
96 Noland Burchette	13	8	17	25	4.0-27	3.0-25	.	.	18	1-0	1	.	.	.
91 Orion Martin	13	11	12	23	1.5-6	0.5-2	.	3	7
18 Brandon Flowers	13	13	7	20	1.5-6	.	1-15	4
31 Brenden Hill	10	6	10	16
30 Cary Wade	13	7	8	15
33 Brett Warren	13	2	12	14	1.0-5
40 Blake Warren	13	5	8	13	.	.	.	1
59 Barry Booker	12	2	11	13	2.0-9	.	.	.	4	1-0
99 Carlton Powell	13	3	10	13	1.5-7	0.5-4	.	.	3
1 Victor Harris	13	7	5	12	.	.	.	2	.	.	.	1	.	.
45 Purnell Sturdivant	13	4	5	9
21 Ryan Hash	13	3	4	7
41 Jordan Trott	13	3	3	6
75 Kory Robertson	11	2	3	5	0.5-1	.	.	.	4
90 Jeff King	13	5	.	5	1	.	.
13 Corey Gordon	13	1	3	4	.	.	.	1
4 Eddie Royal	13	2	.	2
48 Cory Price	7	1	1	2	1-0
86 Omar Hashish	4	.	2	2	0.5-2	0.5-2
17 Josh Morgan	13	2	.	2
98 Jared Develli	12	1	1	2
6 Andrew Bowman	3	.	1	1	0.5-1
46 Brandon Pace	13	.	1	1
53 Nick Leeson	13	.	1	1
9A Greg Kezmarsky	2	1	.	1
47 Theodore Miller	2	.	1	1
34 George Bell	11	1	.	1
35 Stevie Ray Lloyd	4	.	1	1
20 Mike Imoh	9	1	.	1
23 Nic Schmitt	13	.	1	1
29 Chad Grimm	4	.	1	1
Total	13	376	493	869	83-357	37-219	19-320	57	135	8-20	8	3	.	.
Opponents	13	491	519	1010	82-325	34-222	10-65	43	15	8-5	13	.	.	.

RECEIVING	GP-GS	No.	Yards	Avg	TD	Long	Avg/G
David Clowney	13-12	34	619	18.2	3	54	47.6
Josh Morgan	13-1	28	471	16.8	4	50	36.2
Eddie Royal	13-13	27	315	11.7	2	42	24.2
Jeff King	13-13	26	292	11.2	6	28	22.5
Justin Harper	13-0	16	295	18.4	1	43	22.7
Josh Hyman	13-1	13	197	15.2	0	35	15.2
Cedric Humes	12-9	10	71	7.1	0	13	5.9
John Kinzer	13-7	9	103	11.4	1	38	7.9
Mike Imoh	9-6	7	40	5.7	0	15	4.4
Branden Ore	12-0	5	36	7.2	0	13	3.0
Jesse Allen	13-3	3	15	5.0	1	7	1.2
Jordan Trott	13-0	2	10	5.0	0	6	0.8
Jeremy Gilchrist	12-0	1	9	9.0	0	9	0.8
Total	13	181	2473	13.7	18	54	190.2
Opponents	13	192	2005	10.4	11	59	154.2

PUNT RETURNS	No.	Yards	Avg	TD	Long
Eddie Royal	32	263	8.2	0	29
Josh Morgan	9	105	11.7	0	44
Mike Imoh	4	35	8.8	0	23
TEAM	1	5	5.0	0	5
Total	46	408	8.9	0	44
Opponents	18	230	12.8	1	83

INTERCEPTIONS	No.	Yards	Avg	TD	Long
Aaron Rouse	4	52	1.0	0	25
Justin Hamilton	3	60	1.0	0	46
Roland Minor	3	62	1.0	1	25
James Anderson	2	39	1.0	1	39
Xavier Adibi	2	50	1.0	1	25
Vince Hall	2	13	1.0	1	13
Chris Ellis	1	29	1.0	1	29
Brandon Flowers	1	15	1.0	0	15
Jimmy Williams	1	0	1.0	0	0
Total	19	320	1.0	5	46
Opponents	10	65	1.0	0	23

KICK RETURNS	No.	Yards	Avg	TD	Long
Eddie Royal	14	293	20.9	0	36
Josh Morgan	4	67	16.8	0	31
Mike Imoh	4	59	14.8	0	20
David Clowney	1	30	30.0	0	30
Jordan Trott	1	8	8.0	0	8
Total	24	457	19.0	0	36
Opponents	49	1012	20.7	0	43

FUMBLE RETURNS	No.	Yards	Avg	TD	Long
Vince Hall	1	15	15.0	1	15
D.J. Parker	1	5	5.0	1	5
Total	2	20	10.0	2	15
Opponents	1	5	5.0	1	5

SCORING	TD	FGS	PATs						Points
			Kick	Rush	Rcv	Pass	DXP	Saf	
Brandon Pace	0	19-22	51-52	0-0	0	0-0	0	0	108
Cedric Humes	11	0-0	0-0	0-0	0	0-0	0	0	66
Marcus Vick	6	0-0	0-0	0-0	0	1-3	0	0	36
Jeff King	6	0-0	0-0	0-0	0	0-0	0	0	36
Branden Ore	6	0-0	0-0	0-0	0	0-0	0	0	36
Josh Morgan	4	0-0	0-0	0-0	1	0-0	0	0	26
Mike Imoh	4	0-0	0-0	0-0	0	0-0	0	0	24
David Clowney	3	0-0	0-0	0-0	0	0-0	0	0	18
Eddie Royal	3	0-0	0-0	0-0	0	0-0	0	0	18
George Bell	2	0-0	0-0	0-0	0	0-0	0	0	12
Vince Hall	2	0-0	0-0	0-0	0	0-0	0	0	12
Jesse Allen	1	0-0	0-0	0-0	0	0-0	0	0	6
D.J. Parker	1	0-0	0-0	0-0	0	0-0	0	0	6
Justin Harper	1	0-0	0-0	0-0	0	0-0	0	0	6
John Kinzer	1	0-0	0-0	0-0	0	0-0	0	0	6
Roland Minor	1	0-0	0-0	0-0	0	0-0	0	0	6
James Anderson	1	0-0	0-0	0-0	0	0-0	0	0	6
Xavier Adibi	1	0-0	0-0	0-0	0	0-0	0	0	6
Chris Ellis	1	0-0	0-0	0-0	0	0-0	0	0	6
Total	55	19-22	51-52	0-0	1	1-3	0	0	440
Opponents	19	12-18	18-18	0-0	0	0-1	0	0	168

TOTAL OFFENSE	G	Plays	Rush	Pass	Total	Avg/G
Marcus Vick	13	436	380	2393	2773	213.3
Cedric Humes	12	162	752	0	752	62.7
Branden Ore	12	109	647	0	647	53.9
Mike Imoh	9	106	419	0	419	46.6
George Bell	11	42	192	0	192	17.5
Cory Holt	6	15	1	80	81	13.5
Eddie Royal	13	10	79	0	79	6.1
Jeremy Gilchrist	12	1	14	0	14	1.2
John Candelas	13	3	12	0	12	0.9
Justin Harper	13	1	10	0	10	0.8
Josh Morgan	13	1	3	0	3	0.2
Duane Brown	13	0	3	0	3	0.2
Josh Hyman	13	1	1	0	1	0.1
Nic Schmitt	13	1	-13	0	-13	-1.0
TEAM	12	12	-21	0	-21	-1.8
Total	13	900	2479	2473	4952	380.9
Opponents	13	789	1214	2005	3219	247.6

FIELD GOALS	FGM-FGA	Pct	01-19	20-29	30-39	40-49	50-99	Lg	Blk
Brandon Pace	19-22	86.4	1-1	6-7	7-8	5-6	0-0	45	0

FG SEQUENCE	Virginia Tech	OPPONENTS
NC State	(44),(28)	(33),(27),(35)
Duke	44,(31)	-
Ohio	(35)	36
Georgia Tech	(40),(29),(25)	35,43
West Virginia	(35),(41)	(21)
Marshall	(19),(23)	-
Maryland	20	(38),38,47
Boston College	(26),(32),(31),31	(26)
Miami	-	(27),(24)
Virginia	(32)	-
North Carolina	(44)	33,(25)
Florida State	(45)	(31),(41)
Louisville	(36),(28)	(35)

Numbers in (parentheses) indicate field goal was made.

PUNTING	No.	Yards	Avg	Long	TB	FC	I20	50+	Blkd
Nic Schmitt	52	2244	43.2	65	11	4	15	12	0
Total	52	2244	43.2	65	11	4	15	12	0
Opponents	83	3493	42.1	57	4	12	14	17	1

KICKOFFS	No.	Yards	Avg	TB	OB	Retn	Net	YdLn
Jared Develli	64	4028	62.9	29	0			
Jud Dunlevy	21	1323	63.0	7	0			
Total	85	5351	63.0	36	0	20.7	42.6	22
Opponents	41	2528	61.7	16	0	19.0	42.7	22

ALL PURPOSE	GP	Rush	Rcv	PR	KR	IR	Total	Avg/G
Eddie Royal	13	79	315	263	293	0	950	73.1
Cedric Humes	12	752	71	0	0	0	823	68.6
Branden Ore	12	647	36	0	0	0	683	56.9
David Clowney	13	0	619	0	30	0	649	49.9
Josh Morgan	13	3	471	105	67	0	646	49.7
Mike Imoh	9	419	40	35	59	0	553	61.4
Marcus Vick	13	380	0	0	0	0	380	29.2
Justin Harper	13	10	295	0	0	0	305	23.5
Jeff King	13	0	292	0	0	0	292	22.5
Josh Hyman	13	1	197	0	0	0	198	15.2
George Bell	11	192	0	0	0	0	192	17.5
John Kinzer	13	0	103	0	0	0	103	7.9
Roland Minor	13	0	0	0	0	62	62	4.8
Justin Hamilton	13	0	0	0	0	60	60	4.6
Aaron Rouse	13	0	0	0	0	52	52	4.0
Xavier Adibi	13	0	0	0	0	50	50	3.8
James Anderson	13	0	0	0	0	39	39	3.0
Chris Ellis	13	0	0	0	0	29	29	2.2
Jeremy Gilchrist	12	14	9	0	0	0	23	1.9
Jordan Trott	13	0	10	0	8	0	18	1.4
Jesse Allen	13	0	15	0	0	0	15	1.2
Brandon Flowers	13	0	0	0	0	15	15	1.2
Vince Hall	13	0	0	0	0	13	13	1.0
John Candelas	13	12	0	0	0	0	12	0.9
Duane Brown	13	3	0	0	0	0	3	0.2
Cory Holt	6	1	0	0	0	0	1	0.2
Nic Schmitt	13	-13	0	0	0	0	-13	-1.0
TEAM	12	-21	0	5	0	0	-16	-1.3
Total	13	2479	2473	408	457	320	6137	472.1
Opponents	13	1214	2005	230	1012	65	4526	348.2

2005 REVIEW

NC State

GAME 1

Hokies Hold On For 20-16 ACC Road Win

RALEIGH, N.C. — Virginia Tech avenged its only ACC loss of 2004 by opening its 2005 season with a hard-earned 20-16 victory over North Carolina State at Carter-Finley Stadium.

The Hokies, whose only league loss on the way to an ACC Championship last year was a 17-16 setback to the Wolfpack, picked up where they left off a year ago when they won four conference games in the final quarter. This time, a 19-yard touchdown pass from quarterback Marcus Vick to junior receiver


David Clowney with 12:24 left proved to be the difference.

Like most of Tech's games last year, however, the outcome was in doubt until the final seconds. Tech junior rover Aaron Rouse sealed the win with an interception at the Hokies' 6-yard line as time expired. The pick capped a big night for Rouse who contributed eight tackles, two interceptions and a forced fumble.


Vick, making his starting debut, led the Hokies on scoring drives of 80 and 88 yards during the game, but overall, Tech

was held to 232 yards by the Wolfpack's top-rated defensive unit. State, on the other hand, was able to amass 438 yards, but after marching 83 yards for a touchdown on its first possession, the 'Pack never made it into the end zone again. Plagued by three turnovers and number of costly penalties, the home team had to settle for three field goals over the final three quarters.

Tech punter Nic Schmitt also played a huge role in the win, averaging 45.7 yards on six kicks. Schmitt kept the Wolfpack backed up, booming two kicks of over 50 yards and dropping two kicks inside the NCSU 5-yard line.



Aaron Rouse returns one of his two interceptions in Tech's 20-16 victory.



Nic Schmitt helps the Hokies keep great field position against the Wolfpack.

Hokies-Wolfpack Game Notes

- Rover **Aaron Rouse** (r-Jr., Virginia Beach, Va.) had a hand in all three NC State turnovers, intercepting two passes and forcing a fumble. The interceptions were the first of the redshirt junior's Tech career and came in his first collegiate start at rover.
- NC State's 438 yards of total offense were the most against Tech in a season opener since the 1986 season when the University of Cincinnati piled up 508 yards against the Hokies in an opener at Lane Stadium.
- The game marked just the fifth time since the beginning of the 1999 season and the 16th time in Coach **Frank Beamer's** tenure that Tech has won a game when being out-rushed. NC State finished with 127 yards on the ground to the Hokies' 124.

Carter-Finley Stadium • Raleigh, N.C.
Sept. 4, 2005 • Attendance: 57,100

Virginia Tech	7	3	3	7	—	20
North Carolina State	7	6	0	3	—	16

NCS (6:50 re 1st)	-	Blackman 25 run (Deraney kick)
VT (3:24 re 1st)	-	Imoh 5 run (Pace kick)
NCS (8:49 re 2nd)	-	FG Deraney 33
VT (2:33 re 2nd)	-	FG Pace 44
NCS (0:00 re 2nd)	-	FG Deraney 27
VT (2:19 re 3rd)	-	FG Pace 28
VT (12:24 re 4th)	-	Clowney 19 pass from Vick (Pace kick)
NCS (8:09 re 4th)	-	FG Deraney 35

Team Stats	VT	NCS	Individual Leaders
First Downs	14	21	Rushing — VT, Imoh 18-56, Humes 10-37, Vick 13-31; NCS, Blackman 12-58, Morgan 1-44, R. Davis 9-35, Baker 3-5, J. Davis 4-(-15).
Rushes-yds.	41-124	29-127	Passing — VT, Vick 10-21-0-108; NCS, Davis 27-43-2-311.
Passing yds.	108	311	Receiving — VT, Clowney 3-30, Harper 2-36, Humes 2-12, Morgan 1-27, King 1-6, Royal 1-(-3); NCS, Hall 8-97, Williams 6-62, Blackman 4-40, Clark 3-37, Hicks 2-35, Hill 2-12, R. Davis 1-18, Barrett 1-10.
Return yds.	37	15	
Passes	10-21-0	27-44-2	
Punts-avg.	6-45.7	4-40.5	
Fumbles-lost	0-0	1-1	
Penalties-yds.	6-40	12-105	
Time of poss.	29:26	30:34	
Sacks by	2-18	3-20	

Record Defensive Effort Keys 45-0 Victory

DURHAM, N.C. — Virginia Tech's defense smothered home-standing Duke as the Hokies registered their first-ever ACC shutout with a 45-0 victory at Wallace Wade Stadium.

Tech, which gave up over 400 yards of offense in its season-opening win at NC State, was totally focused against the Blue Devils.

The Hokies held Duke to 35 total yards, the fewest for a Tech foe in the modern era. The Blue Devils managed just five first downs in the contest, with none coming through the air.


Duke ran just two offensive plays in Tech territory, one of which resulted in a holding penalty by the home team.

The Hokies' offense missed out on a few opportunities, but overall was efficient under the direction of quarterback Marcus Vick, who tossed a personal-best three touchdown passes.

Young tailbacks George Bell and Branden Ore each rushed for a TD in their collegiate debuts. Tech finished with 182 yards through the air and 180 rushing.

Cornerback Roland Minor picked up Tech's first defensive score of the year when he picked off a pass and returned it 23 yards for a touchdown late in the first quarter.

End Darryl Tapp contributed two of the Hokies' five quarterback sacks.



Vince Hall tackles a Blue Devil ballcarrier, helping the Hokies hold Duke to a modern era school-record 35 total yards.



Roland Minor returns an interception for a touchdown against Duke.

Hokies-Blue Devils Game Notes

- Virginia Tech held Duke to 13 yards rushing and 22 yards passing. The 35 yards of total offense were the fewest for a Tech opponent in the modern era (since 1950). The previous low mark was 63 yards by UAB in 1999.
- Tech's 45 points against the Blue Devils represented at the time the highest scoring total for the Hokies in an ACC road game.
- For just the ninth time since 1950, Tech held a team without a passing first down. All five of Duke's first downs in the game came on rushing plays. The fewest first downs by a Tech opponent since 1950 is four by Penn in 1955.
- Tight end **Jeff King** (r-Sr., Pulaski, Va.) caught a career-best five passes against the Blue Devils. His previous high was four catches versus Southern Cal last season.

Wallace Wade Stadium • Durham, N.C. Sept. 11, 2005 • Attendance: 25,014

Virginia Tech	14	7	14	10	—	45
Duke	0	0	0	0	—	0

VT (6:55 re 1st)	- King 7 pass from Vick (Pace kick)
VT (1:54 re 1st)	- Minor 23 interception return (Pace kick)
VT (9:15 re 2nd)	- Morgan 37 pass from Vick (Pace kick)
VT (11:52 re 3rd)	- Clowney 35 pass from Vick (Pace kick)
VT (1:34 re 3rd)	- Bell 3 run (Pace kick)
VT (8:13 re 4th)	- FG Pace 31
VT (4:57 re 4th)	- Ore 4 run (Pace kick)

Team Stats	VT	D	
First Downs	22	5	Gilchrist 1-14, Candelas 3-12, Holt 1-(-2), Team 2-(-3), Vick 4-(-12); D, Dukes 8-20, Dargan 6-4, Boyle 9-3, Ruff 1-1, Schneider 7-0, Team 1-(-5), Boyette 3-(-10).
Rushes-yds.	44-180	35-13	Passing — VT, Vick 12-19-1-172, Holt 1-3-0-10; D, Schneider 4-14-0-14, Dukes 1-3-1-8, Sprague 0-1-0-0.
Passing yds.	182	22	Receiving — VT, King 5-46, Clowney 3-62, Humes 2-9, Morgan 1-37, Royal 1-18, Hyman 1-10; D, Drummer 2-5, Elliott 1-8, Adams 1-7, Jones 1-2.
Return yds.	138	0	
Passes	13-22-1	5-18-1	
Punts-avg.	3-31.0	10-40.6	
Fumbles-lost	4-0	2-0	
Penalties-yds.	5-50	9-68	
Time of poss.	30:10	29:50	
Sack by	5-29	2-10	
Individual Leaders			
Rushing — VT, Imoh 8-66, Ore 10-51, Humes 9-39, Bell 6-15,			

Defense Posts Another Shutout in 45-0 Win

BLACKSBURG, Va. — Virginia Tech's defense turned in another strong showing, serving up its second-straight shutout, as the Hokies opened their home schedule with a 45-0 victory against Ohio University at Lane Stadium/Worsham Field.

Linebackers James Anderson and Vince Hall led the Tech defense, which limited the visiting Bobcats to 189 total yards for the afternoon. Anderson posted a team-leading 10 tackles, including a

quarterback sack and two total tackles for loss. He also forced a fumble that set up a Tech touchdown. Hall added eight tackles to help limit Ohio to 87 yards on the ground.

The defense bought some time for the Tech offense, which started off slow before scoring two touchdowns in each of the last three quarters. Senior tailback Cedric Humes rushed for a pair of TDs, including one on a 33-yard burst in the fourth quarter. Quarterback Marcus


Vick passed for two touchdowns and ran for another, accounting for 238 yards of total offense.

Redshirt freshman quarterback Cory Holt finished the game by directing the team on a season-long touchdown drive that covered 96 yards in eight plays.

Tech finished with a balanced attack that produced 257 yards through the air and 218 yards on the ground. Humes led the way rushing with 75 yards, while Mike Imoh added 46 yards and surpassed the 1,000-yard mark for career rushing.



John Kinzer bowls over a Bobcat defender en route to a 38-yard touchdown.



Blake Warren tackles an Ohio ballcarrier in the 45-0 shutout.

Hokies-Bobcats Game Notes

- For the second-straight week, Tech posted a 45-0 victory. It marked the first time since 1932 that the Hokies had registered back-to-back shutouts by the identical score. That year, Tech defeated William & Mary and Kentucky in consecutive games by the score of 7-0. Tech won at Duke 45-0 prior to the Ohio game.
- The back-to-back shutouts are just the second under Coach Frank Beamer. Tech blanked Western Michigan and Rutgers on consecutive weeks in 2001.
- After giving up just 35 yards of total offense the week before to Duke, the Hokies limited Ohio to 189 yards. The combined 224 yards are the fewest allowed in a two-game span under head coach Frank Beamer and the fewest since 1955 when Tech held Penn and William & Mary to a combined 192 yards.

Lane Stadium/Worsham Field • Blacksburg, Va.
Sept. 17, 2005 • Attendance: 65,115

Ohio	0	0	0	0	—	0
Virginia Tech	3	14	14	14	—	45

- VT (8:41 re 1st) - FG Pace 35
- VT (8:48 re 2nd) - Humes 1 run (Pace kick)
- VT (1:12 re 2nd) - King 28 pass from Vick (Pace kick)
- VT (8:50 re 3rd) - Allen 3 pass from Vick (Pace kick)
- VT (0:29 re 3rd) - Vick 4 run (Pace kick)
- VT (12:30 re 4th) - Humes 33 run (Pace kick)
- VT (5:32 re 4th) - Kinzer 38 pass from Holt (Pace kick)

Team Stats	OU	VT
First Downs	10	24
Rushes-yds.	32-87	53-218
Passing-yds.	102	257
Return yds.	-1	72
Passes	10-23-2	14-19-0
Punts-avg.	7-42.6	4-41.5
Fumbles-lost	2-1	0-0
Penalties-yds.	2-20	3-20
Time of poss.	26:40	33:20
Sacks-by	3-22	3-12

Individual Leaders

Rushing — OU, Owens 7-34, Everson 10-31, McRae 6-16,

Abrams 2-8, Petruziello 2-4, Young 3-3, Sullivan 1-1, Mayle 1-(-10); VT, Humes 15-75, Imoh 13-46, Vick 13-38, Ore 6-34, Royal 2-14, Holt 1-7, Bell 3-4.
Passing — OU, Everson 9-18-2-96, Petruziello 1-5-0-6; VT, Vick 12-16-0-200, Holt 2-3-0-57.
Receiving — OU, Mayle 3-62, Cody 3-15, Sylvan 2-5, Riley 1-14, Logan 1-6; VT, King 3-55, Harper 3-31, Clowney 2-57, Kinzer 2-57, Morgan 1-33, Hyman 1-17, Humes 1-4, Allen 1-3.

Georgia Tech

GAME 4

Hokies Sting No. 15 Yellow Jackets, 51-7

BLACKSBURG, Va. — The No. 4-ranked Hokies scored three non-offensive touchdowns on the way to a stunning 51-7 victory over No. 15 Georgia Tech at Lane Stadium/Worsham Field.

One of the non-offense scores — a blocked field goal by tight end Jeff King that was picked up and returned for a TD by sophomore D.J. Parker — proved to be the key play of the game for the Hokies. After Virginia Tech took a 7-0 lead on a Marcus Vick pass to King, the Yellow Jackets marched to the Hokies' 18 before lining up for the field goal attempt.

Following the block, Virginia Tech jumped to a 24-0 halftime lead and then added 24 more points in the third quarter. The Hokies scored 17 points within a 44-second span during that third-quarter outburst.

Georgia Tech managed just six first downs and 217 yards of total offense.



Jeff King blocks a field goal attempt, (left) and D.J. Parker returns it 78 yards for a touchdown against the Yellow Jackets.



Jonathan Lewis hits quarterback Reggie Ball.

Hokies-Yellow Jackets Game Notes

- Virginia Tech's 51 points against No. 15 Georgia Tech were the second-most ever for the Hokies against a Top 25 team. Their highest scoring total came in a 62-0 decision over No. 16 Syracuse at Lane Stadium in 1999.

- Three Tech players — **D.J. Parker** (So., Hampton, Va.), **Xavier Adibi** (r-So., Hampton, Va.) and **Chris Ellis** (r-So., Hampton, Va.) — scored their first collegiate touchdowns during the game.

- The last time the Hokies scored three non-offensive touchdowns in a game was against Connecticut in 2003. Tech scored on an interception, a blocked punt and a kickoff return in that game.

- Georgia Tech's third-quarter touchdown was the first against the Hokies since NC State scored a TD on the opening drive of the opening game of the season.

Lane Stadium/Worsham Field • Blacksburg, Va.
Sept. 24, 2005 • Attendance: 65,115

Georgia Tech	0	0	7	0	—	7
Virginia Tech	14	10	24	3	—	51

VT (8:58 re 1st)	- King 13 pass from Vick (Pace kick)
VT (3:50 re 1st)	- Parker 78 blocked FG return (Pace kick)
VT (9:55 re 2nd)	- FG Pace 40
VT (2:40 re 2nd)	- Imoh 7 run (Pace kick)
VT (11:52 re 3rd)	- Humes 4 run (Pace kick)
GT (5:38 re 3rd)	- Johnson 11 pass from Ball (Bell kick)
VT (2:13 re 3rd)	- FG Pace 29
VT (1:55 re 3rd)	- Adibi 25 interception return (Pace kick)
VT (1:29 re 3rd)	- Ellis 29 interception return (Pace kick)
VT (10:18 re 4th)	- FG Pace 25

Team Stats	GT	VT	Individual Leaders
First Downs	6	15	Rushing — GT, Daniels 10-48, Choice 9-29, Grant 3-8, Ball 3-(-11); VT, Imoh 11-55, Humes 12-37, Bell 4-15, Ore 6-11, Vick 7-0, Team 2-(-4), Holt 1-(-4), Schmitt 1-(-13).
Rushes-yds.	25-74	44-97	Passing — GT, Ball 11-27-2-143, Bennett 2-5-0-0; VT, Vick 13-18-0-223, Holt 0-4-0-0.
Passing-yds.	143	223	Receiving — GT, Johnson 5-123, Cox 3-6, Clark 3-4, Choice 1-6, Matthews 1-4; VT, Clowney 3-47, King 3-46, Hyman 2-52, Royal 2-44, Morgan 2-14, Harper 1-20.
Return yds.	14	139	
Passes	13-32-2	13-22-0	
Punts-avg.	11-42.2	6-49.1	
Fumbles-lost	1-1	2-0	
Penalties-yds.	9-75	5-35	
Time of poss.	29:05	30:55	
Sacks by	3-17	2-11	

West Virginia

Vick Near-Perfect in 34-17 Road Win

MORGANTOWN, W.Va.

— Marcus Vick passed for two touchdowns and ran for another as Virginia Tech won its final scheduled game against out-of-state rival West Virginia, 34-17, in a physical, hard-fought battle at Milan Puskar Stadium.

Vick put Tech ahead with a 10-yard touchdown run in the first quarter, and kept the Hokies there with TD passes to tight

end Jeff King and flanker Eddie Royal in the second quarters. The Mountaineers kept the pressure on with a pair of touchdowns in the first half, but the Hokies controlled the ball, and the game, in the second half.

After giving up two touchdowns and 155 total yards in the first half, the Tech defense held the Mountaineers to three points, four first downs and a

total of 98 offensive yards during the final two quarters. Tech's offense, meanwhile, controlled the clock for 20:35 of the final 30 minutes, capping the win with a 10-play, 80-yard drive that ended with a Cedric Humes touchdown run.

Tech took advantage of two costly WVU fumbles, turning both into touchdowns. Vick finished with 251 yards of total offense, including 74 yards on the ground, while place-kicker Brandon Pace added a pair of field goals.



Marcus Vick looks downfield before firing one of the 15 completions he had on 17 attempts against the Mountaineers.



Tim Sandidge tracks down a WVU runner in Tech's 34-17 victory.

Hokies-Mountaineers Game Notes

- **Marcus Vick** (Newport News, Va.) completed 15 of 17 passes against the Mountaineers for an 88.2 completion percentage. His completion percentage was an all-time WVU opponent record. The previous high against WVU was 18-24 (75.0) by Steve Joachim of Temple in 1974.

- Tight end **Jeff King** (Pulaski, Va.) caught a touchdown pass for the fourth-straight game, becoming the first Tech player during the modern era (since 1950) to accomplish the feat in a single season. The last Tech player to catch a touchdown pass in four straight games over a two-season span was wide receiver André Davis, who caught scoring passes in the last three games of the 1999 season and the opening game of 2000. The last player with a longer streak is Sidney Snell who had TD catches in six consecutive games over two seasons in 1979-80.

- West Virginia became the first team to score more than one touchdown on the Hokies since North Carolina scored two on Nov. 6, 2004.

Mountaineer Field at Puskar Stadium • Morgantown, W.Va. Oct. 1, 2005 • Attendance: 60,193

Virginia Tech	10	14	3	7	—	34
West Virginia	0	14	3	0	—	17

- VT (7:58 re 1st) - Vick 10 run (Pace kick)
- VT (1:50 re 1st) - FG Pace 35
- WV (11:20 re 2nd) - Villagrana 2 pass from White (McAfee kick)
- VT (7:42 re 2nd) - King 9 pass (Pace kick)
- WV (5:42 re 2nd) - Jalloh 46 pass from White (McAfee kick)
- VT (2:16 re 2nd) - Royal 15 pass from Vick (Pace kick)
- VT (9:31 re 3rd) - FG Pace 41
- WV (3:33 re 3rd) - FG McAfee 21
- VT (13:02 re 4th) - Humes 4 run (Pace kick)


Team Stats	VT	WV	
First Downs	23	11	2-20, Ore 1-10, Bell 1-4, Team 1-(-4); WV, Slaton 11-90, White 11-44, Gwaltney 5-12, Williams 1-3, Schmitt 2-2, Colson 1-2, Bednarik (3-(-3)).
Rushes-yds.	53-214	34-150	Passing — VT, Vick 15-17-0-177; WV, White 9-11-0-85, Bednarik 2-3-0-18.
Passing yds.	177	103	Receiving — VT, Royal 6-71, Clowney 3-47, King 2-29, Harper 2-18, Gilchrist 1-9, Imoh 1-3; WV, Reynaud 3-21, Slaton 2-12, Myles 2-10, Jalloh 1-46, Colson 1-11, Villagrana 1-2, Bruce 1-1.
Return yds.	5	2	
Passes	15-17-0	11-14-0	
Punts-avg.	3-35.7	5-42.6	
Fumbles-lost	2-0	3-2	
Penalties-yds.	2-10	7-55	
Time of poss.	37:21	22:39	
Sacks by	3-12	2-5	
Individual Leaders			
Rushing — VT, Humes 22-79, Vick 12-74, Imoh 13-31, Royal			

Tech Overcomes Slow Start For 41-14 Victory

BLACKSBURG, Va. — Virginia Tech shook off a sluggish start and used a dominating third quarter to post a 41-14 Homecoming victory against Marshall University.

The third-ranked Hokies suffered a blow in the second quarter when starting tailback Cedric Humes suffered a broken right arm. With co-starter Mike Imoh sitting out with a sore ankle, Tech turned to redshirt freshman Branden Ore, whose 14-yard touchdown run at the 5:09 mark of the second quarter broke a 7-7 tie.

Ore and the Hokies wasted little time in taking control of the game in the second half, scoring 17 points in a span of two-and-a-half minutes during the third quarter. The key play came when defensive end Chris Ellis forced a fumble that was picked off in mid-air by linebacker Vince Hall and returned for a touchdown. Quarterback Marcus Vick added a touchdown pass and Brandon Pace kicked two field goals as Tech finished the quarter with a 34-7 advantage.



Branden Ore rushes for some of his 146 yards against the Thundering Herd.

Ore, who rushed for 107 yards during the third quarter, finished the game with 146 yards rushing on 19 carries. Tech's defense, which gave up 131 yards rushing in the first half, held the Thundering Herd to just 33 yards on the ground in the second half, including minus-2 yards in the third period.



Chris Ellis and Brett Warren upend a Marshall runner in Tech's 41-14 win.

Hokies-Thundering Herd Game Notes

- Redshirt freshman **Branden Ore** (Chesapeake, Va.) rushed for a career-high 146 yards, becoming the first Tech player to rush for 100 yards or more in 2005. Ore's rushing total was the highest for a Tech freshman (true or redshirt) since Kevin Jones ran for 155 yards on 21 carries at Temple in 2001.
- Linebacker **Vince Hall** (r-So., Chesapeake, Va.) scored his first collegiate touchdown during the third quarter of the game when he grabbed a fumble and rambled 15 yards for a touchdown. He became the 66th different player to score a TD on defense or special teams during Coach Frank Beamer's tenure at Tech. It was the 22nd fumble returned for a touchdown under Beamer and the 63rd defensive TD.
- When Marshall intercepted a **Marcus Vick** (r-Jr., Newport News, Va.) pass during the second quarter, it marked just the second turnover of the season for Tech, neither of which had led to points for the opposition.

Lane Stadium/Worsham Field • Blacksburg, Va. Oct. 8, 2005 • Attendance: 65,115

Marshall	0	7	0	7	— 14
Virginia Tech	7	7	20	7	— 41

VT (4:24 re 1st)	- Humes 11 run (Pace kick)
MU (13:36 re 2nd)	- Bradshaw 13 run (O'Connor kick)
VT (5:09 re 2nd)	- Ore 14 run (Pace kick)
VT (11:51 re 3rd)	- FG Pace 19
VT (11:01 re 3rd)	- Hall 15 fumble return (Pace kick)
VT (8:22 re 3rd)	- Clowney 48 pass from Vick (Pace kick)
VT (1:23 re 3rd)	- FG Pace 23
VT (13:07 re 4th)	- Bell 2 run (Pace kick)
MU (0:19 re 4th)	- Small 17 pass from Morris (O'Connor kick)

Team Stats	MU	VT	Individual Leaders
First downs	20	25	Rushing — MU, Bradshaw
Rushing yds.	44-164	42-233	22-99, Small 14-57, Morris 7-8,
Passing yds.	117	176	Jones 1-0; VT, Ore 19-146, Humes
Return yds.	0	34	10-58, Bell 5-25, Royal 1-3, Vick
Passes	14-28-1	12-18-1	6-3, Team 1-(-2).
Punts-avg.	7-41.4	2-52.0	Passing — MU, B. Morris 14-
Fumbles-lost	3-1	2-0	28-1-117; VT, Vick 11-16-1-163,
Penalties-yds.	7-36	2-10	Holt 1-2-0-13.
Time of poss.	33:54	26:06	Receiving — MU, Fitzgerald
Sacks by	2-15	3-24	6-67, Small 3-28, Bradshaw 2-5,
			Moore 1-6, M. Morris 1-6, Lauzon
			1-5; VT, Morgan 4-63, Royal 3-34,
			Clowney 2-56, Ore 1-13, King 1-6,
			Kinzer 1-4.

Maryland

Defense Picks Up the Slack in 28-9 Road Win

COLLEGE PARK, Md. — Virginia Tech overcame four turnovers and some uncharacteristic penalties to post a 28-9 Atlantic Coast Conference road victory against the University of Maryland.

Tech scored on just one of three first-half trips inside the red-zone during the Thursday night ESPN contest, but still managed a 7-3 advantage at the intermission.

In the second half, the Hokies' offense finally got on track, churning out 214 yards and three touchdowns on the ground.

While the offense was trying to find its rhythm, the Tech defense held the Terrapins to just three

points through the first 57 minutes of the game.

The Hokies registered 12 quarterback hurries, four sacks and a pair of interceptions on the way to limiting the Terps to 254 total yards of offense.

Quarterback Marcus Vick was picked off three times during the game, but more than compensated for it by accounting for 344 yards of offense. Vick rushed for 133 yards and a touchdown, while adding 211 passing yards.

Tailback Mike Imoh contributed two touchdown runs in the second half.



James Anderson makes a big stop in Tech's 28-9 win over Maryland.



Mike Imoh scores one of his two touchdowns against the Terrapins.

Hokies-Terrapins Game Notes

- When Virginia Tech failed to score in the opening quarter against Maryland, it marked the first time the Hokies had not scored in a quarter this season. Tech scored points in 24-straight quarters to start the season.
- After committing a combined total of two turnovers during its first six games of the season, the Hokies turned the ball over four times against Maryland. When Maryland recovered a **Mike Imoh** (Sr., Fairfax, Va.) fumble at its own 6-yard line, it marked Tech's first lost fumble of the season.
- Tech posted season highs (at the time) for rushing yards and total offense during the game. The Hokies rushed for 286 yards and finished with 497 total yards. Tech averaged seven yards per play on offense.

Byrd Stadium • College Park, Md.
Oct. 20, 2005 • Attendance: 54,838

Virginia Tech	0	7	7	14	— 28
Maryland	0	3	0	6	— 9

- VT (11:35 re 2nd) - Vick 8 run (Pace kick)
- MD (3:00 re 2nd) - FG Ennis 38
- VT (11:35 re 3rd) - Imoh 2 run (Pace kick)
- VT (10:45 re 4th) - Imoh 10 run (Pace kick)
- VT (6:47 re 4th) - Ore 4 run (Pace kick)
- MD (2:16 re 4th) - Fenner 10 pass from Hollenbach (pass failed)

Team Stats	VT	MD	Individual Leaders
First downs	25	16	Rushing — VT, Vick 16-133,
Rushing yds.	48-286	33-96	Imoh 18-86, Ore 9-48, Bell 2-10,
Passing yds.	211	158	Royal 1-8, Morgan 1-3, Team
Return yds.	44	49	1-(2); MD, Ball 15-75, Lattimore
Passes	14-23-3	14-30-2	8-17, Hollenbach 8-25, Merrills
Punts-avg.	2-43.0	5-43.6	1-0, Walker 1-(1-).
Fumbles-lost	2-1	1-0	Passing — VT, Vick 14-23-3-
Penalties-yds.	7-71	5-49	211; MD, Hollenbach 14-30-2-158.
Time of poss.	30:35	29:25	Receiving — VT, Clowney
Sacks by	4-28	1-8	3-76, Morgan 3-63, Royal 3-33,
			Imoh 3-21, King 1-11, Allen 1-7;
			MD Davis 4-48, Melendez 4-32,
			Fenner 3-63, Ball 2-9, Walker 1-6.

Boston College

GAME 8

Hokies Roll to 30-10 Win Over No. 13 Eagles

BLACKSBURG, Va. — Virginia Tech won the battle in the trenches on both sides of the ball to hand No. 13 Boston College a 30-10 loss in a Thursday night ESPN battle in Blacksburg.

Tech's defense held the top ranked offense in the Atlantic Coast Conference to 183 total yards, including just 27 yards on the ground. Meanwhile, the Hokies' offense piled up 492 total yards, grinding out 222 of those yards rushing against a BC defense that had allowed just 77.7 yards per game on the ground for the season.

Boston College held the Hokies to a pair of field goals in the first quarter and took a 7-6 lead early in the second quarter. Tech responded with a pair touchdowns

in the final seven minutes of the half to take control. A 15-yard TD run by receiver Eddie Royal put Tech on top for good, and quarterback Marcus Vick added a short touchdown pass to give the home team a 20-7 halftime lead.

Vick completed 22 of 28 passes for 280 yards and did not have an interception. He also added 52 yards rushing. Pace connected on three of his four field goal tries.

End Darryl Tapp led an aggressive Tech defense, posting six tackles, two quarterback sacks, a forced fumble and a forced interception. Linebacker Vince Hall registered his second touchdown of the season when he picked off a pass and returned it 13 yards for Tech's last score.



Darryl Tapp pressures the BC quarterback into throwing an errant pass that Vince Hall would intercept and return 13 yards for a touchdown.



Eddie Royal scores on a 15-yard reverse in the second quarter of the BC game.

Hokies-Eagles Game Notes

- Tech's win against Boston College gave the Hokies just their fifth 8-0 start in school history. Three of the previous 8-0 starts have come under Coach Frank Beamer (1999, 2000 & 2002). The Hokies' first 8-0 start came in 1905.
- Tailback **Cedric Humes** (r-Sr., Virginia Beach, Va.) returned to the starting lineup just 19 days after breaking the ulna bone in his right forearm during the game against Marshall.
- When Boston College scored in the second quarter to take a 7-6 lead, it marked the first time since Tech's opening game against NC State that the Hokies had trailed on the scoreboard. Tech trailed the Wolfpack 13-10 at the half, before tying the game in the third quarter, and eventually taking the lead for good with a fourth-quarter touchdown.
- Receiver **Eddie Royal's** (So., Herndon, Va.) rushing touchdown on a reverse was the second rushing TD of his career. Royal also scored on a reverse against Western Michigan in 2004.

Lane Stadium/Worsham Field • Blacksburg, Va.
Oct. 27, 2005 • Attendance: 65,115

Boston College	0	7	3	0	— 10
Virginia Tech	6	14	0	10	— 30

VT (9:25 re 1st)	- FG Pace 26
VT (3:24 re 1st)	- FG Pace 32
BC (11:37 re 2nd)	- Blackmon 29 pass from Porter (Troost kick)
VT (6:51 re 2nd)	- Royal 15 run (Pace kick)
VT (0:33 re 2nd)	- Morgan 3 pass from Vick (Pace kick)
BC (11:14 re 3rd)	- FG Troost 26
VT (13:30 re 4th)	- FG Pace 31
VT (3:16 re 4th)	- Hall 13 interception return (Pace kick)

Team Stats	BC	VT	
First downs	10	26	5-(-11); VT, Imoh 16-60, Vick 13-52, Humes 13-40, Ore 6-30, Royal 3-25, Bell 2-5.
Rushing yds.	21-27	53-212	Passing — BC, Porter
Passing yds.	156	280	13-24-1-139, Ryan 2-6-1-17; VT, Vick 22-28-0-280.
Return yds.	18	119	Receiving — BC, Blackmon 4-52, Miller 3-31, Lester 3-25, Whitworth 2-39, Callender 2-10, Marten 1-(-1); VT, Hyman 5-58, Clowney 3-58, Kinzer 3-20, Harper 2-53, Royal 2-27, King 2-24, Morgan 2-21, Imoh 1-12, Humes 1-7.
Passes	15-30-2	22-28-0	
Punts-avg.	7-45.4	4-38.5	
Fumbles-lost	1-0	2-1	
Penalties-yds.	4-20	6-46	
Time of poss.	20:55	39:05	
Sacks by	1-8	3-18	
Individual Leaders			
Rushing — BC, Callender 8-29, Whitworth 8-9, Porter			

'Canes End Hokies' Winning Streak, 27-8

BLACKSBURG, Va. — No. 5 Miami blew by Virginia Tech, 27-7, handing the third-ranked Hokies their worst home loss in 13 seasons and knocking them from the ranks of the unbeaten.

The Hurricanes' top-ranked defense swamped Tech, forcing a season-high six turnovers and holding the Hokies to a season-low of 167 total yards offense. Miami forced four fumbles and intercepted a pair of passes,

leading to 17 points. One of the fumbles was recovered in Tech's end zone for a touchdown.

Miami's offense produced 152 yards rushing and 152 yards passing during the contest. Over half of those yards came on two time-eating drives — a 17-play, 82-yard touchdown drive that helped produce a 10-0 halftime lead and a 12-play, 73-yard drive that resulted in a third-quarter field goal.


Between turnovers and UM's defense, Tech never got on track offensively. The Hokies compiled just 53 yards in the first half.

The Hokies' only trip into the red zone resulted in a 2-yard

touchdown run by quarterback Marcus Vick in the fourth quarter. Vick, however, completed just eight of 22 passes and was pressured into all six turnovers.



Marcus Vick tries to pull away from a Hurricane defender.



Justin Harper heads upfield against Miami.

Hokies-Hurricanes Game Notes

- Miami's 20-point win was the biggest winning margin for a visiting team at Lane Stadium/Worsham Field since 1992, when the Hurricanes handed Tech a 43-23 loss. The 'Canes were ranked No. 1 in the nation at the time.
- Tech's loss to Miami snapped a 16-game winning streak in regular season games. The streak dated back to a 17-16 loss to NC State in Blacksburg last season. The Hokies lost in the postseason last year, dropping a 16-13 decision to No. 3 Auburn in the Sugar Bowl.
- Tech's six turnovers were the most for the Hokies since committing six at Boston College in 1998. Prior to turning the ball over six times against the 'Canes, Tech had committed a combined total of seven turnovers during its first eight games of the season.
- The game marked just the fourth time in its last 131 outings that Virginia Tech has been held to less than 10 points.

Lane Stadium/Worsham Field • Blacksburg, Va.
Nov. 5, 2005 • Attendance: 65,115

Miami	3	7	17	0	—	27
Virginia Tech	0	0	0	7	—	7

- UM (8:40 re 1st) - FG Peattie 27
- UM (9:49 re 2nd) - Jones 1 run (Peattie kick)
- UM (10:56 re 3rd) - FG Peattie 23
- UM (3:22 re 3rd) - Jenkins 9 pass from Wright (Peattie kick)
- UM (1:43 re 3rd) - Brown fumble recovery in end zone (Peattie kick)
- VT (8:06 re 4th) - Vick 2 run (Pace kick)

Team Stats	UM	VT	Individual Leaders
First Downs	17	13	Rushing — UM, Jones 24-97, Hill 6-32, T. Moss 6-26, Thomas 6-0, Team 1-(-1), Wright 1-(-2); VT, Ore 4-35, Humes 7-20, Imoh 6-15, Vick 17-7.
Rushes-yds.	43-152	34-77	Passing — UM, Wright 13-22-1-146, Freeman 2-3-0-6; VT, Vick 8-22-2-90.
Passing-yds.	152	90	Receiving — UM, Hill 4-35, S. Moss 4-27, Jenkins 3-33, Olsen 2-23, Moore 1-20, Leggett 1-14; VT, Harper 2-31, Ore 2-7, Clowney 1-22, Morgan 1-18, King 1-6, Kinzer 1-6.
Return-yds.	21	28	
Passes	15-25-1	8-22-2	
Punts-avg.	4-45.2	4-36.5	
Fumbles-lost	0-0	5-4	
Penalties-yds.	10-84	8-56	
Time of poss.	34:03	25:57	
Sacks by	4-28	1-2	

Tech Beats 'Hoos 52-14 For Commonwealth Cup

CHARLOTTESVILLE, Va. — Virginia Tech rebounded from its disappointing loss to Miami by posting a lopsided 52-14 victory against state-rival Virginia at a sold-out Harrison Field at Scott Stadium.

The Hokies' 52 points were the most points scored by either team in the series, which dates back to 1895.

The Hokies established control of the game early, scoring 24 unanswered points in the first half.

Tech added four rushing touchdowns in the third quarter, while pounding out 333 total yards on the ground.

Tailbacks Cedric Humes and Branden Ore combined for 228 of those rushing yards and five touchdowns, while quarterback Marcus Vick passed for a pair

of TDs. Even George Bell got into the action, posting 74 yards on the ground.

Tech's defense limited Virginia to 114 yards rushing and 254 yards overall.

End Darryl Tapp posted a pair of sacks and rover Aaron Rouse picked off two passes to lead the effort.



Cedric Humes (above) dives for one of his three rushing touchdowns against the Cavaliers. The Hokies celebrate (left) with the Commonwealth Cup following their 52-14 win over Virginia.



Hokies-Cavaliers Game Notes

• The Virginia game marked the first time since 2002 that the Hokies had two 100-yard rushers in a game. **Branden Ore** (r-Fr., Chesapeake, Va.) ran for 115 yards on 15 carries against the Cavaliers, while senior starter **Cedric Humes** (Virginia Beach, Va.) added 113 yards on 17 attempts. It marked the 28th time since 1962 that a pair of Tech backs had accomplished the feat and the fourth time it was done against Virginia. The last two Tech backs to rush for 100 yards or more in the same game were Lee Suggs (197) and Kevin Jones (132) against Rutgers in '02.

• Tech's 333 yards rushing against Virginia were the most for the Hokies since picking up 337 yards on the ground in a 51-7 win over Syracuse at Lane Stadium/Worsham Field in 2003. The last time Tech had more rushing yards in a road game was in 2002 when the Hokies gained 334 yards at Boston College on the way to a 28-23 win.

Harrison Field at Scott Stadium • Charlottesville, Va.
Nov. 19, 2005 • Attendance: 66,344

Virginia Tech	7	17	28	0	— 52
Virginia	0	0	7	7	— 14

VT (5:55 re 1st)	- Morgan 8 pass from Vick (Pace kick)
VT (11:31 re 2nd)	- FG Pace 32
VT (7:20 re 2nd)	- Humes 1 run (Pace kick)
VT (1:24 re 2nd)	- Royal 24 pass from Vick (Pace kick)
UVa (11:44 re 3rd)	- Lundy 9 run (Hughes kick)
VT (8:16 re 3rd)	- Humes 9 run (Pace kick)
VT (4:51 re 3rd)	- Ore 7 run (Pace kick)
VT (2:31 re 3rd)	- Humes 3 run (Pace kick)
VT (0:00 re 3rd)	- Ore 31 run (Pace kick)
UVa (8:29 re 4th)	- Lundy 11 run (Hughes kick)

Team Stats	VT	UVa	Individual Leaders
First downs	26	17	Rushing — VT, Ore 15-115, Humes 13-113, Bell 12-74, Vick 9-32, Hyman 1-1, Team 1-(-2); UVa, Lundy 15-67, Snelling 6-28, Hagans 9-19.
Rushes-yds.	55-339	30-130	Passing — VT, Vick 15-21-1-170; UVa, Hagans 17-30-2-140.
Passing yds.	170	140	Receiving — VT, Morgan 5-56, Royal 3-47, Clowney 3-42, Trott 2-10, Ore 1-10, Humes 1-5; UVa, Byers 5-54, Snelling 4-26, Mines 3-40, Lundy 3-10, Williams 2-10.
Return yds.	49	-5	
Passes	15-21-1	17-30-2	
Punts-avg.	2-40.0	4-44.0	
Fumbles-lost	1-0	1-1	
Penalties-yds.	4-49	1-7	
Time of poss.	38:23	21:37	
Sacks by	3-10	0-0	

North Carolina

Tech Clinches Coastal Division with 30-3 Win

BLACKSBURG, Va. — Stingy defense and a grinding second-half ground game powered Virginia Tech to a 30-3 home victory and a

spot in the first ACC Football Championship game. The Hokies led by a slim 6-3 margin at halftime before taking

control to win the ACC's Coastal Division crown. Tech's defense was outstanding the entire game, limiting the Tar Heels to 196

total yards, including just 36 on the ground. Defensive end Darryl Tapp posted two sacks, seven quarterback hurries and broke up two passes as Tech held UNC to just 60 yards over the final two quarters.

Tech benefited from an interception, a pair of blocked kicks and a goal-line stand that saw the Hokies hold North Carolina out of the end zone on four plays after the Tar Heels got a first-and-goal at the Hokies' 2-yard line.

Offensively, Tech turned to its running game in the second half when 31 of its 33 plays came on the ground. Senior Cedric Humes (134 yds.) and redshirt freshman Branden Ore (104) combined for 238 of Tech's 277 rushing yards as Tech scored 21 third-quarter points to ensure the victory.



Vince Hall and Aaron Rouse combine to knock the helmet off a North Carolina runner in Tech's 30-3 victory over the Tar Heels.

Hokies-Tar Heels Game Notes

- Tailback **Cedric Humes** (r-Sr., Virginia Beach, Va.) rushed for a career-high 134 yards during the game. Humes' previous best was 120 yards against Florida A&M in 2004.
- For the second straight game, Tech had two players rush for 100 yards or more in the same game. Humes and **Branden Ore** (r-Fr., Chesapeake, Va.) ran for 134 and 104 yards, respectively, against the Tar Heels. A week earlier, Ore accounted for 115 yards and Humes 113 yards during a win at Virginia. The last time Tech had two backs rush for over 100 yards in back-to-back games was in 2002 when Lee Suggs and Kevin Jones accomplished the feat in consecutive games against Boston College and Rutgers.
- The game marked the final home game for 19 Virginia Tech seniors, including 11 starters.

Lane Stadium/Worsham Field • Blacksburg, Va.
Nov. 26, 2005 • Attendance: 65,115

North Carolina	0	3	0	0	—	3
Virginia Tech	0	6	21	3	—	30

- VT (10:30 re 2nd) - King 1 pass from Vick (Pace kick failed)
- UNC (0:01 re 2nd) - FG Barth 25
- VT (9:42 re 3rd) - Humes 1 run (Pace kick)
- VT (4:57 re 3rd) - Ore 4 run (Pace kick)
- VT (1:35 re 3rd) - Humes 3 run (Pace kick)
- VT (10:49 re 4th) - FG Pace 44

Team Stats	UNC	VT
First Downs	11	22
Rushes-yds.	22-36	53-277
Passing yds.	160	61
Return yds.	45	12
Passes	15-41-1	8-15-1
Punts-avg.	7-34.6	3-50.3
Fumbles-lost	0-0	1-1
Penalties-yds.	8-69	9-74
Time of poss.	28:43	31:17
Sacks by	3-22	3-22

Individual Leaders
Rushing — UNC, McGill 12-34, Warren 3-5, Baker 7-(-3); VT, Humes 20-133, Ore 17-104, Bell 7-40, Vick 7-1, Team 2-(-2).
Passing — UNC, Baker 15-41-1-160; VT, Vick 8-15-1-61.
Receiving — UNC, Holley 4-49, Pollock 4-26, Mitchell 2-28, McGill 2-18, Mason 2-16, Hamlett 1-23; VT, Clowney 2-18, Hyman 2-16, Morgan 1-11, Harper 1-9, Ore 1-6, King 1-1.



Florida State

GAME 12

Hokies Fall to Seminoles In ACC Championship Game, 27-22

JACKSONVILLE, Fla. — Untimely penalties and a punt return for a touchdown early in the third quarter proved too much for a comeback as the fifth-ranked Hokies fell to Florida State 27-22 in the inaugural Dr. Pepper ACC Championship Game.

The game was a defensive struggle from the beginning as both teams managed just a field goal in the first half. In the third quarter, Willie Reid scored the first-ever touchdown in ACC Championship Game history with an 83-yard punt return for a score to give Florida State a 10-3 lead. The Seminoles went on to score two more touchdowns and added a field goal to take a 27-3 lead into the final quarter.


In the final stanza, the Hokies mounted a big comeback, but fell just short. Marcus Vick found Josh Morgan for a 28-yard scoring play with just under 14 minutes left and then Vick scored on a 4-yard run just over two minutes later to make it a 27-15 game.

Tech's defense rebounded strong in the final quarter after giving up 24 points in the third quarter to keep the Hokies in the game. Vick scored again — this time on a 1-yard run — with 1:45 left to cut the lead to five. An onside kick failed and the Seminoles celebrated the victory.

Josh Morgan hauls in a 50-yarder against the Seminoles.



Xavier Adibi makes a fourth-quarter stop as the Hokies were attempting a comeback in their loss to FSU in the ACC title game.



Hokies-Seminoles Game Notes

- Virginia Tech committed a season-high 17 penalties for 143 yards after coming in as one of the least-penalized teams in the country. The 143 yards in penalties were the most since 1983, when the Hokies had 163 yards versus Wake Forest.
- The Hokies ran for a season-low 41 net yards on 31 attempts. The 41 yards were the lowest totaled in a game since Tech rushed for just 15 yards at Pittsburgh in 2001.
- Quarterback **Marcus Vick** (r-Jr., Newport News, Va.) threw for a career-high 335 yards in the game, throwing one touchdown pass. His 52 attempts were one shy of tying the school record for attempts in a game, set by Don Strock in 1972 against Houston. Vick's 26 completions were also a career-high.
- **Josh Morgan** (So., Washington, D.C.) set new career highs with seven receptions for 128 yards.

Alltel Stadium • Jacksonville, Fla.
Dec. 3, 2005 • Attendance: 72,749

Virginia Tech	3	0	0	19	—	22
Florida State	3	0	24	0	—	27

FSU (11:34 re 1st)	- FG Cismesia 31
VT (1:12 re 1st)	- FG Pace 45
FSU (13:46 re 3rd)	- Reid 83 punt return (Cismesia kick)
FSU (10:47 re 3rd)	- Washington 14 run (Cismesia kick)
FSU (4:42 re 3rd)	- FG Cismesia 41
FSU (0:35 re 3rd)	- Davis 6 pass from Weatherford (Cismesia kick)
VT (13:29 re 4th)	- Morgan 28 pass from Vick (pass failed)
VT (10:57 re 4th)	- Vick 4 run (pass failed)
VT (1:45 re 4th)	- Vick 1 run (Pace kick)

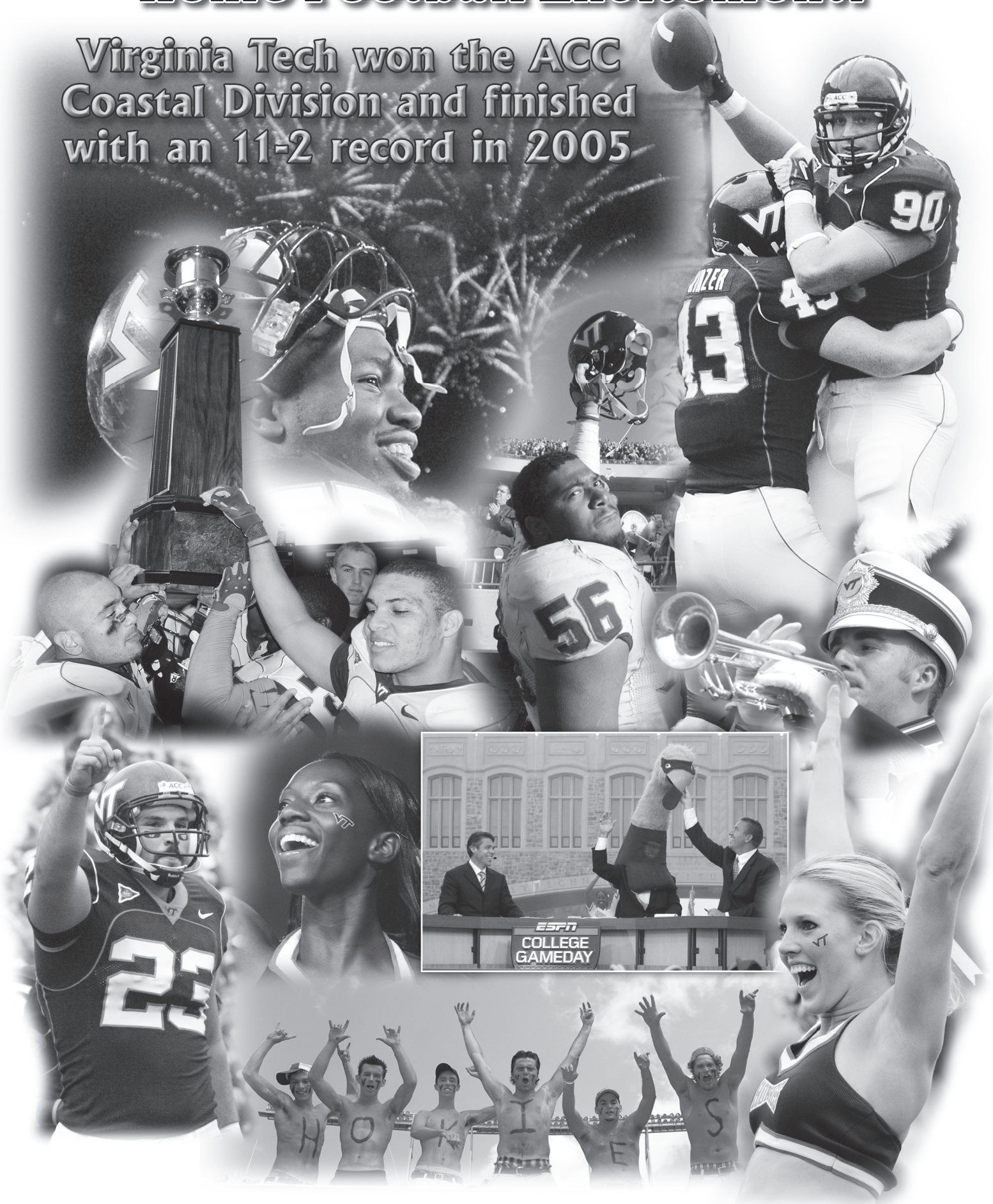
Team Stats	VT	FSU
First Downs	24	15
Rushes-yds.	31-41	24-47
Passing yds.	335	225
Return yds.	23	98
Passes	26-52-1	21-35-0
Punts-avg.	7-41.7	8-42.5
Fumbles-lost	4-1	0-0
Penalties-yds.	17-143	12-114
Time of poss.	35:09	24:51
Sacks by	1-3	6-35

Individual Leaders

Rushing — VT, Vick 17-11, Royal 1-9, Ore 5-7, Humes 5-7, Imoh 3-4, Brown 0-3; FSU, Booker 7-31, Washington 11-30, Weatherford 2-(-3), Team 4-(-11).
Passing — VT, Vick 26-52-1-335; FSU, Weatherford 21-35-0-225.
Receiving — VT, Morgan 7-128, Royal 4-43, Clowney 4-35, King 3-35, Humes 3-34, Kinzer 2-16, Harper 1-35, Allen 1-5, Imoh 1-4; FSU, Reid 5-79, Carr 4-78, Davis 4-21, Fagg 3-37, Carter 2-(-2), Rouse 1-6, Henshaw 1-4, Washington 1-2.

Hokie Football Excitement!

Virginia Tech won the ACC Coastal Division and finished with an 11-2 record in 2005



ACC Standings & Honors

2005 ACSMA/AP All-ACC Football Team

(Total Points) -- 72 Total Ballots / Maximum 144 Points

Offense

Quarterback
Running Back

Wide Receiver

Tight End

Tackle

Guard

Center

First Team

Marcus Vick, Jr., Virginia Tech (118)
Chris Barclay, Sr., Wake Forest (144)#
Tyrone Moss, Jr., Miami (98)
Calvin Johnson, So., Georgia Tech (144)#
Chansi Stuckey, Jr., Clemson (118)
Vernon Davis, Jr., Maryland (132)

Eric Winston, Sr., Miami (121)
D'Brickshaw Ferguson, Sr., Virginia (101)
Jason Murphy, Sr., Virginia Tech (95)
Kyle Ralph, Sr., North Carolina (85)
Will Montgomery, Sr., Virginia Tech (85)

Second Team

Charlie Whitehurst, Sr., Clemson (46)
Lance Ball, So., Maryland (69)
P.J. Daniels, Sr., Georgia Tech (67)
Will Blackmon, Sr., Boston College (39)
Greg Carr, Fr., Florida State (29)
Jeff King, Sr., Virginia Tech (26)
T.J. Williams, Sr., NC State (26)
Jimmy Martin, Sr., Virginia Tech (43)
Jeremy Trueblood, Sr., Boston College (42)
Josh Beekman, Jr., Boston College (79)
Roman Fry, Jr., Clemson (63)
Pat Ross, Sr., Boston College (36)

Honorable Mention (20 points or more)

QB - Kyle Wright, So., Miami (29)
RB - James Davis, Fr., Clemson (21)
WR - Jesse Holley, Jr., North Carolina (28); Deyon Williams, Jr., Virginia (28); Sinorice Moss, Sr., Miami (23)
TE - Greg Olsen, So., Miami (25)
OT - Steve Vallos, Jr., Wake Forest (33); Brad Honeycutt, Sr., Georgia Tech (26)
OG - Tony Tella, Sr., Miami (52); Tyler McMeans, Sr., Miami (47)
C - David Castillo, Sr., Florida State (31)

Defense

Defensive Line

Linebacker

Defensive Back

First Team

Mathias Kiwanuka, Sr., Boston College (142)
Darryl Tapp, Sr., Virginia Tech (123)
Mario Williams, Jr., NC State (118)
Manny Lawson, Sr., NC State (95)
D'Qwell Jackson, Sr., Maryland (141)
Stephen Tulloch, Jr., NC State (79)
Kai Parham, Jr., Virginia (78)
Jimmy Williams, Sr., Virginia Tech (114)
Kelly Jennings, Sr., Miami (107)
Tye Hill, Sr., Clemson (92)
John Talley, Jr., Duke (81)

Second Team

Eric Henderson, Sr., Georgia Tech (71)
Brodrick Bunkley, Sr., Florida State (64)
Kameron Wimbley, Sr., Florida State (52)
Jonathan Lewis, Sr., Virginia Tech (35)
A.J. Nicholson, Sr., Florida State (67)
Vince Hall, So., Virginia Tech (62)
Gerris Wilkinson, Sr., Georgia Tech (38)
Brandon Meriweather, Jr., Miami (78)
Josh Gattis, Jr., Wake Forest (64)
Marcus Hamilton, Jr., Virginia (53)
Dawan Landry, Sr., Georgia Tech (35)

Honorable Mention (20 points or more)

DL - Orien Harris, Sr., Miami (31); Gaines Adams, Jr., Clemson (26); Tommy Davis, Sr., North Carolina (22)
LB - Anthony Waters, Jr., Clemson (32); Jon Abbate, So., Wake Forest (27); Ernie Sims, Jr., Florida State (23); Roger McIntosh, Sr., Miami (21); Tommy Richardson, Sr., North Carolina (20)
DB - Marcus Hudson, Sr., NC State (29); Jamaal Fudge, Sr., Clemson (23); Jamie Silva, So., Boston College (23); Milton Harris, Sr., Maryland (22); Garland Heath, Jr., NC State (21); Pat Watkins, Sr., Florida State (20)

Special Teams

Placekicker
Punter
Specialist

First Team

Connor Hughes, Sr., Virginia (97)
Ryan Plackemeier, Sr., Wake Forest (141)
Devin Hester, Jr., Miami (82)

Second Team

Jad Dean, Jr., Clemson (79)
Adam Podlesh, Jr., Maryland (51)
Darrell Blackman, So., NC State (50)

Honorable Mention (20 points or more)

PK - **Brandon Pace, Jr., Virginia Tech (21)**
SPEC - Will Blackmon, Sr., Boston College (31); Brandon Tate, Fr., North Carolina (24)

Unanimous selection



2005 INDIVIDUAL AWARDS

ROOKIE OF THE YEAR
James Davis, Clemson

COACH OF THE YEAR
Frank Beamer, Virginia Tech

PLAYER OF THE YEAR
Chris Barclay, Wake Forest

OFFENSIVE PLAYER OF THE YEAR
Chris Barclay, Wake Forest

DEFENSIVE PLAYER OF THE YEAR
Tye Hill, Clemson

FINAL STANDINGS

Coastal Division

School	ACC	Overall
Virginia Tech	7-1	11-2
Miami	6-2	9-3
Georgia Tech	5-3	7-5
North Carolina	4-4	5-6
Virginia	3-5	7-5
Duke	0-8	1-10

Atlantic Division

School	ACC	Overall
Florida State	5-3	8-5
Boston College	5-3	9-3
Clemson	4-4	8-4
NC State	3-5	7-5
Maryland	3-5	5-6
Wake Forest	3-5	4-7

ACC BOWL RESULT SUMMARY

Date	Bowl	Site	Score
Dec. 27	Champs Sports Bowl	Orlando, Fla.	Clemson 19, Colorado 10
Dec. 28	MPC Computers Bowl	Boise, Idaho	Boston College 27, Boise State 21
Dec. 29	Emerald Bowl	San Francisco, Calif.	Utah 38, Georgia Tech 10
Dec. 30	Gaylord Hotels Music City Bowl	Nashville, Tenn.	Virginia 34, Minnesota 31
Dec. 30	Chick-fil-A Peach Bowl	Atlanta, Ga.	LSU 40, Miami 3
Dec. 31	Meineke Car Care Bowl	Charlotte, N.C.	NC State 14, South Florida 0
Jan. 2	Toyota Gator Bowl	Jacksonville, Fla.	Virginia Tech 35, Louisville 24
Jan. 3	FedEx Orange Bowl	Miami, Fla.	Penn State 26, Florida State 23 (3 OT)

2005 Final ACC Statistics

RUSHING	NCAA	G	Att	Yards	Avg	Lg	TD	PG
Chris Barclay, Sr. WF	15	10	218	1127	5.2	10	71	112.7
P.J. Daniels, Sr. GT	49	11	198	930	4.7	3	51	84.5
Lance Ball, So. Md.	51	11	189	903	4.8	6	65	82.1
James Davis, Fr. Clem.	56	11	165	879	5.3	9	40	79.9
L.V. Whitworth, So. BC	80	12	189	807	4.3	5	47	67.2
Cedric Humes, Sr. VT	90	12	162	752	4.6	11	41	62.7
Micah Andrews, So. WF	92	10	110	621	5.6	1	44	62.1
Andre Brown, Fr. NCS	100	11	129	667	5.2	6	65	60.6
Reggie Merriweather, Jr. Clem.	12	12	149	715	4.8	7	38	59.6
Andre Callender, So. BC	12	12	142	708	5.0	3	57	59.0
Branden Ore, Fr., VT	12	109	647	5.9	6	45	53.9	
Wali Lundy, Sr., UVA	11	144	574	4.0	10	28	52.2	
Charlie Jones, So., Miami	11	123	507	4.1	5	42	46.1	
Justin Boyle, So., Duke	10	134	458	3.4	9	34	45.8	
Toney Baker, Fr., NCS	12	124	546	4.4	5	36	45.5	

RECEIVE YDS/GAME	NCAA	G	Rec	Yards	TD	LG	Avg	PG
Vernon Davis, Jr. Md.	42	11	51	871	6	73	17.1	79.2
Calvin Johnson, So. GT	52	12	54	888	6	59	16.4	74.0
Chansi Stuckey, Jr. Clem.	70	12	64	770	4	40	12.0	64.2
Deyon Williams, Jr. UVA	71	12	58	767	7	90	13.2	63.9
Will Blackmon, Sr. BC	72	12	51	763	4	61	15.0	63.6
Jesse Holley, Jr. UNC	77	11	47	670	1	49	14.3	60.9
Willie Reid, Sr. FSU	11	50	634	1	43	12.7	57.6	
Greg Carr, Fr. FSU	11	30	618	9	63	20.6	56.2	
Brian Clark, Sr. NCS	10	25	537	6	96	21.5	53.7	
Danny Melendez, Sr. Md.	11	40	584	2	80	14.6	53.1	

PUNTING	NCAA	G	Punt	Yds	LG	I20	Avg
Ryan Plackemeier, Sr. WF	1	11	67	3165	82	20	47.2
Adam Podlesh, Jr. Md.	13	11	44	1918	61	17	43.6
Nic Schmitt, Jr. VT	15	13	52	2244	65	14	43.2
Chris Sprague, Sr. Duke	41	11	76	3144	64	20	41.4
Johnny Ayers, So. BC	43	12	62	2561	56	19	41.3
David Wooldridge, Jr. UNC	46	11	66	2713	56	13	41.1
John Deraney, Jr. NCS	60	12	72	2884	57	23	40.1
Chris Gould, So. UVA	62	12	53	2122	53	13	40.0

PASS EFFICIENCY	NCAA	G	Att	Cmp	Int	Pct.	Yds.	TD	Eff.
Marcus Vick, Jr. VT	23	13	289	177	10	61.2	2393	17	143.3
Kyle Wright, So. Miami	33	12	307	180	10	58.6	2403	18	137.2
Matthew Ryan, So. BC	36	10	195	121	5	62.1	1514	8	135.7
Charlie Whitehurst, Sr. Clem.	39	11	340	229	10	67.4	2483	11	133.5
Sam Hollenbach, Jr. Md.	43	11	315	192	15	61.0	2539	13	132.8
Marques Hagans, Sr. UVA	51	12	343	213	12	62.1	2492	14	129.6
Drew Weatherford, Fr. FSU	66	13	469	276	18	58.8	3208	18	121.3
Marcus Stone, So. NCS	80	9	154	75	6	48.7	1015	8	113.4
Matt Baker, Sr. UNC	83	11	346	180	11	52.0	2345	9	111.2
Reggie Ball, Jr. GT	95	11	379	182	12	48.0	2165	11	99.3

PUNT RETURN AVG	NCAA	G	Ret	Yds	Long	TD	Avg
Willie Reid, Sr. FSU	4	11	31	541	87	3	17.5
Devin Hester, Jr. Miami	12	10	22	312	48	1	14.2
Brandon Tate, Fr. UNC	46	11	29	267	40	0	9.2
Will Blackmon, Sr. BC	52	12	15	124	32	0	8.3
Eddie Royal, So. VT	53	13	32	263	29	0	8.2
Chris Davis, So. Duke	63	11	22	167	23	0	7.6
Chansi Stuckey, Jr. Clem.	67	12	27	199	47	1	7.4
Pat Clark, So. GT	73	12	30	191	20	0	6.4

SCORING	NCAA	G	TD	XPT	PAT	FG	Pts	PG
Jad Dean, Jr. Clem.	19	12	0	0	34-35	24-31	106	8.8
Brandon Pace, Jr. VT	28	13	0	0	51-52	19-22	108	8.3
Connor Hughes, Sr. UVA	29	12	0	0	36-36	21-24	99	8.2
Sam Swank, Fr. WF	40	11	0	0	29-29	19-24	86	7.8
Gary Cismesia, So. FSU	64	13	0	0	42-43	17-24	93	7.2
Dan Ennis, Jr. Md.	79	11	0	0	23-25	17-25	74	6.7
Jon Peattie, Jr. Miami	83	12	0	0	34-39	15-20	79	6.6
John Deraney, Jr. NCS	12	0	0	0	28-28	15-20	73	6.1

2005 ACC DEFENSIVE STATS

INTERCEPTIONS	NCAA	G	Int	Yds	Long	TD	PG
Marcus Hamilton, Jr. UVA	5	12	6	28	14	0	0.50
Josh Gattis, Jr. WF	9	11	5	126	41	2	0.45
John Talley, Jr. Duke	9	11	5	73	35	0	0.45
Garland Heath, Jr. NCS	16	12	5	40	40	0	0.42
Philip Wheeler, So. GT	42	12	4	18	10	0	0.33
Dawan Landry, Sr. GT	42	12	4	12	12	0	0.33
Aaron Rouse, Jr. VT	62	13	4	52	25	0	0.31
Lovon Ponder, Fr. Miami	68	11	3	44	42	0	0.27
Alphonso Smith, Fr. WF	68	11	3	27	23	1	0.27
Trimane Goddard, So. UNC	68	11	3	1	1	0	0.27

TACKLES (All positions)	NCAA	G	Solo	Assist	Sack	Total	PG
D'Qwell Jackson, Sr. Md.	2	10	56	81	4.0	137	13.7
Stephen Tulloch, Jr. NCS	12	12	59	75	6.0	134	11.2
Anthony Waters, Jr. Clem.	39	11	65	37	1.5	102	9.3
Vince Hall, So. VT	63	13	43	69	3.0	112	8.6
Kai Parham, Jr. UVA	65	12	54	49	8.5	103	8.6
A.J. Nicholson, Sr. FSU	79	12	53	47	1.0	100	8.3
Larry Edwards, Jr. UNC	80	11	43	48	1.5	91	8.3
Tommy Richardson, Sr. UNC	80	11	46	45	1.0	91	8.3
Michael Brown, Fr. Duke	11	49	35	1.0	84	7.6	
Jon Abbate, So. WF	10	41	35	2.0	76	7.6	
William Kershaw, Sr. Md.	10	34	42	1.0	76	7.6	
Milton Harris, Sr. Md.	11	47	36	1.0	83	7.5	
Roger McIntosh, Sr. Miami	12	50	39	5.5	89	7.4	
Brandon Meriweather, Jr. Miami	12	57	31	1.0	88	7.3	
Jamie Silva, So. BC	12	60	27	1.0	87	7.2	
Oliver Hoyte, Sr. NCS	11	27	52	1.0	79	7.2	
Gerris Wilkinson, Sr. GT	12	42	43	4.0	85	7.1	
Buster Davis, Jr. FSU	13	38	53	2.0	91	7.0	
Chris Reis, Sr. GT	12	57	27	0.5	84	7.0	

SACKS	G	Total	PG
Mario Williams, Jr. NCS	12	14.5	1.21
Manny Lawson, Sr. NCS	12	10.5	0.88
Mathias Kiwanuka, Sr. BC	11	9.5	0.86
Darryl Tapp, Sr. VT	13	10.0	0.77
Tommy Davis, Sr. UNC	11	8.0	0.73
Gaines Adams, Jr. Clem.	12	8.5	0.71
Kai Parham, Jr. UVA	12	8.5	0.71
Brodrick Bunkley, Sr. FSU	13	9.0	0.69
Kameron Wimbley, Sr. FSU	11	7.5	0.68
Eric Henderson, Sr. GT	10	6.5	0.65

TACKLES FOR LOSS	G	Total	PG
Mario Williams, Jr. NCS	12	24.0	2.00
Brodrick Bunkley, Sr. FSU	13	25.0	1.92
Stephen Tulloch, Jr. NCS	12	21.0	1.75
Manny Lawson, Sr. NCS	12	19.5	1.62
Mathias Kiwanuka, Sr. BC	11	16.5	1.50
Kai Parham, Jr. UVA	12	14.5	1.21
Charles Bennett, Sr. Clem.	12	14.5	1.21
KaMichael Hall, Jr. GT	12	14.0	1.17
Anthony Waters, Jr. Clem.	11	12.5	1.14
Darryl Tapp, Sr. VT	13	14.5	1.12

FUMBLES CAUSED	G	Total	PG
Milton Harris, Sr. Md.	11	5	0.45
Eric Henderson, Sr. GT	10	4	0.40
Kelly Jennings, Sr. Miami	12	4	0.33
Michael Brown, Fr. Duke	11	3	0.27
Oliver Hoyte, Sr. NCS	11	3	0.27
Gaines Adams, Jr. Clem.	12	3	0.25
Darryl Tapp, Sr. VT	13	3	0.23
Durrell Mapp, So. UNC	10	2	0.2
Conrad Bolston, Jr. Md.	11	2	0.18
David Holloway, Jr. Md.	11	2	0.18



Darryl Tapp

2005 Final Team Rankings

TOTAL OFFENSE	NCAA	G	Run	Pass	Plys	Yds	PP	TD	PG
Boston College	51	12	1740	2913	865	4653	5.4	38	387.8
Clemson	53	12	1836	2779	827	4615	5.6	34	384.6
Maryland	56	11	1483	2740	783	4223	5.4	31	383.9
Virginia Tech	57	13	2479	2473	900	4952	5.5	48	380.9
Florida State	59	13	1222	3674	902	4896	5.4	41	376.6
Virginia	64	12	1711	2684	813	4395	5.4	35	366.2
Wake Forest	68	11	2173	1774	817	3947	4.8	27	358.8
Miami	73	12	1651	2586	788	4237	5.4	38	353.1
Georgia Tech	78	12	1845	2343	882	4188	4.7	25	349.0
North Carolina	102	11	1116	2357	759	3473	4.6	19	315.7
NC State	103	12	1493	2282	775	3775	4.9	27	314.6
Duke	116	11	1398	1331	719	2729	3.8	21	248.1

RUSHING OFFENSE	NCAA	G	Att	Yds	Avg	Lg	TD	PG
Wake Forest	23	11	525	2173	4.1	71	20	197.5
Virginia Tech	29	13	599	2479	4.1	45	30	190.7
Georgia Tech	49	12	464	1845	4.0	51	13	153.8
Clemson	50	12	450	1836	4.1	65	20	153.0
Boston College	59	12	449	1740	3.9	57	21	145.0
Virginia	63	12	450	1711	3.8	70	20	142.6
Miami	70	12	448	1651	3.7	46	18	137.6
Maryland	73	11	432	1483	3.4	65	16	134.8
Duke	81	11	435	1398	3.2	81	16	127.1
NC State	83	12	440	1493	3.4	65	13	124.4
North Carolina	106	11	403	1116	2.8	62	10	101.5
Florida State	109	13	376	1222	3.2	58	20	94.0

PASSING OFFENSE	NCAA	G	Att	Cmp	Int	Pct.	Yds	Avg	TD	PG
Florida State	18	13	526	303	19	57.6	3674	7.0	21	282.6
Maryland	31	11	351	210	17	59.8	2740	7.8	15	249.1
Boston College	35	12	416	260	12	62.5	2913	7.0	17	242.8
Clemson	45	12	377	248	10	65.8	2779	7.4	14	231.6
Virginia	57	12	363	224	13	61.7	2684	7.4	15	223.7
Miami	71	12	340	195	12	57.4	2586	7.6	20	215.5
North Carolina	72	11	356	183	12	51.4	2357	6.6	9	214.3
Georgia Tech	89	12	418	197	12	47.1	2343	5.6	12	195.2
Virginia Tech	91	13	301	181	10	60.1	2473	8.2	18	190.2
NC State	92	12	335	183	14	54.6	2282	6.8	14	190.2
Wake Forest	104	11	292	172	10	58.9	1774	6.1	7	161.3
Duke	113	11	284	134	17	47.2	1331	4.7	5	121.0

SCORING OFFENSE	NCAA	G	TD	XP	2XP	FG	Saf	Pts	Avg
Virginia Tech	17	13	55	51-52	1-3	19-22	0	440	33.8
Florida State	44	13	46	43-44	2-2	17-24	1	376	28.9
Miami	55	12	41	34-39	0-2	15-20	0	325	27.1
Virginia	59	12	36	36-36	0-0	22-25	1	320	26.7
Clemson	61	12	35	34-35	0-0	24-31	0	316	26.3
Boston College	64	12	40	37-39	0-0	11-18	0	310	25.8
Maryland	69	11	32	23-25	2-7	17-25	0	270	24.5
Wake Forest	71	11	30	30-30	0-0	19-24	1	269	24.5
NC State	95	12	29	28-29	0-0	15-20	1	249	20.8
Georgia Tech	103	12	27	27-27	0-0	11-21	0	222	18.5
North Carolina	104	11	23	23-23	0-0	11-21	2	198	18.0
Duke	110	11	22	20-21	1-1	7-10	1	177	16.1

K.O. RETURNS	NCAA	G	Ret	Yds	Long	TD	Avg
NC State	5	12	34	864	77	0	25.4
North Carolina	7	11	40	997	96	2	24.9
Virginia	24	12	43	961	68	0	22.3
Maryland	32	11	36	794	60	0	22.1
Clemson	35	12	30	658	81	0	21.9
Duke	40	11	50	1089	100	1	21.8
Boston College	50	12	34	715	43	0	21.0
Georgia Tech	67	12	35	707	58	0	20.2
Florida State	72	13	44	885	46	0	20.1
Virginia Tech	88	13	24	457	36	0	19.0
Miami	106	12	24	433	33	0	18.0
Wake Forest	116	11	43	688	32	0	16.0

PUNT RETURNS	NCAA	G	Ret	Yds	Long	TD	Avg
Florida State	9	13	54	801	87	4	14.8
Miami	35	12	37	407	48	2	11.0
Boston College	50	12	31	302	32	0	9.7
North Carolina	58	11	31	286	40	1	9.2
Virginia Tech	62	13	46	408	44	0	8.9
Clemson	86	12	30	207	47	1	6.9
Virginia	87	12	20	137	16	0	6.8
NC State	90	12	36	242	26	0	6.7
Duke	97	11	25	159	23	0	6.4
Georgia Tech	105	12	35	198	20	0	5.7
Maryland	107	11	27	147	22	0	5.4
Wake Forest	110	11	28	149	22	0	5.3

TOTAL DEFENSE	NCAA	G	Run	Pass	Plys	Yds	PP	TD	PG
Virginia Tech	1	13	1214	2005	789	3219	4.1	17	247.6
Miami	4	12	1415	1826	828	3241	3.9	19	270.1
NC State	8	12	1286	2298	841	3584	4.3	21	298.7
Florida State	14	13	1409	2611	896	4020	4.5	32	309.2
Boston College	16	12	1090	2650	846	3740	4.4	16	311.7
Clemson	20	12	1447	2352	804	3799	4.7	22	316.6
Georgia Tech	22	12	1247	2563	793	3810	4.8	25	317.5
North Carolina	42	11	1520	2321	762	3841	5.0	34	349.2
Maryland	43	11	1823	2033	733	3856	5.3	28	350.5
Virginia	60	12	1814	2695	857	4509	5.3	33	375.8
Wake Forest	69	11	1468	2780	766	4248	5.5	35	386.2
Duke	89	11	2280	2244	740	4524	6.1	52	411.3

RUSHING DEFENSE	NCAA	G	Att	Yds	Avg	Lg	TD	PG
Boston College	5	12	420	1090	2.6	65	6	90.8
Virginia Tech	8	13	402	1214	3.0	44	6	93.4
Georgia Tech	13	12	409	1247	3.0	52	9	103.9
NC State	14	12	461	1286	2.8	62	11	107.2
Florida State	18	13	492	1409	2.9	78	17	108.4
Miami	23	12	474	1415	3.0	81	11	117.9
Clemson	25	12	431	1447	3.4	49	12	120.6
Wake Forest	38	11	369	1468	4.0	57	13	133.5
North Carolina	42	11	434	1520	3.5	42	21	138.2
Virginia	62	12	456	1814	4.0	58	18	151.2
Maryland	78	11	459	1823	4.0	38	24	165.7
Duke	108	11	444	2280	5.1	71	30	207.3

PASSING DEFENSE	NCAA	G	Att	Cmp	Int	Pct.	Yds	Avg	TD	PG
Miami	1	12	354	165	14	46.6	1826	5.2	8	152.2
Virginia Tech	3	13	387	192	19	49.6	2005	5.2	11	154.2
Maryland	19	11	274	168	9	61.3	2033	7.4	4	184.8
NC State	26	12	380	185	13	48.7	2298	6.0	10	191.5
Clemson	29	12	373	211	14	56.6	2352	6.3	10	196.0
Florida State	33	13	404	239	12	59.2	2611	6.5	15	200.8
Duke	36	11	296	176	9	59.5	2244	7.6	22	204.0
North Carolina	49	11	328	189	11	57.6	2321	7.1	13	211.0
Georgia Tech	52	12	384	205	21	53.4	2563	6.7	16	213.6
Boston College	62	12	426	260	11	61.0	2650	6.2	10	220.8
Virginia	71	12	401	249	15	62.1	2695	6.7	15	224.6
Wake Forest	92	11	397	218	14	54.9	2780	7.0	22	252.7

SCORING DEFENSE	NCAA	G	TD	XP	2XP	FG	Saf	Pts	Avg
Virginia Tech	2	13	19	18-18	0-1	12-18	0	168	12.9
Miami	4	12	19	19-19	0-0	12-21	1	171	14.2
Boston College	7	12	21	20-20	0-1	15-20	0	191	15.9
Clemson	11	12	23	20-20	1-2	17-22	0	211	17.6
NC State	12	12	25	24-25	0-0	12-22	1	212	17.7
Georgia Tech	23	12	28	26-27	1-1	15-17	0	241	20.1
Florida State	28	13	34	30-31	1-3	16-24	1	286	22.0
Virginia	40	12	34	31-33	1-1	14-22	0	279	23.2
Maryland	55	11	34	33-33	0-1	12-16	1	275	25.0
North Carolina	63	11	37	34-36	0-1	10-15	1	288	26.2
Wake Forest	77	11	39	35-38	0-1	15-15	1	316	28.7
Duke	111	11	54	54-54	0-0	10-15	0	408	37.1

QB SACKS BY	G	Sacks	Yards	PG
NC State	12	42	293	3.50
Florida State	13	44	273	3.38
Georgia Tech	12	36	257	3.00
Boston College	12	35	203	2.92
Virginia Tech	13	37	219	2.85
Miami	12	34	250	2.83
North Carolina	11	31	219	2.82
Clemson	12	32	195	2.67
Maryland	11	21	118	1.91
Duke	11	19	121	1.73
Virginia	12	19	115	1.58
Wake Forest	11	15	98	1.36

Football Grants-in-Aid

Five All-Americans Highlight 2006 Class

Five 2006 prep All-Americans, along with a strong defensive group of players, highlight a football recruiting class composed of 19 student-athletes who signed grants-in-aid with Virginia Tech, to go along with two athletes who graduated high school early and five other previous signees who enrolled at Tech in January.

"I think we got some great signees from the state of Virginia," head coach Frank Beamer said. "I think this is a talented class and a very good character class. I really like the makeup of a lot of the guys in this class. We're disappointed, as always, in some of the guys we didn't get, but I'm very excited about the ones we did get. They have good athletic ability, good work habits. We'll look back in a couple years and determine if this was a good class or not, but I would bet a lot of these guys will be tremendous contributors to the success of Virginia Tech."

Tech received six NLI's from Virginia products this year, the fewest amount under Beamer. Highlighting that group is defensive end John Graves (6-3, 249), an All-American who is ranked as the No. 7 player in the state of Virginia by *The Roanoke Times*.

Tech received a majority of its commitments from out-of-state players. Jason Adjepong (6-3, 248, pronounced ADD-juh-pong) is ranked the No. 7 strongside defensive end in the country by rivals.com and the No. 4 player in the state of New Jersey. In all, Tech signed three of the top 12 players in the Garden State according to rivals.com. Defensive end Mike Gee (6-1, 228) is rated the No. 11

weaksid defensive end in the country and the No. 10 player in the state, while receiver Zach Lockett (6-3, 190) is ranked the No. 33 athlete in the country and the No. 12 player in the state. All three earned All-America honors from postseason recruiting publications.

Adjepong, Gee, Graves and offensive tackle Aaron Brown are the four *SuperPrep* All-Americans to sign with Tech. The four of them also were named All-Americans by *PrepStar*, along with Lockett. Brown was also named to *PrepStar's* postseason Dream Team — the top 100 players in the nation.

"I think when you look at Aaron Brown out of Cincinnati, as well as Jason Adjepong, Zach Lockett and Mike Gee out of New Jersey, it's an indication that our name is known outside the state of Virginia," Beamer said.

The five other players from the state of Virginia are or were all ranked in the top 23 in the state by *The Roanoke Times*. Tech's other signees from Virginia are Norfolk's Kam Chancellor (#21), Bedford's Daryl Robertson (#18), Centreville's Beau Warren (#23) and Hampton's Matt Wright (#16), along with Hampton's Todd Nolen, who was ranked 10th following his senior season in 2004. Wright is listed as the No. 24 inside linebacker in the nation while Robertson is listed as the No. 27 defensive tackle in the country, both by rivals.com. Chancellor, from Maury, is ranked the No. 27 pro-style quarterback in the country and Warren is rated the No. 55 offensive guard in the country, both by rivals.com. Nolen, who re-signed after signing with Tech last year, is

Virginia Tech's 2006 Football Recruiting Class

Name	Position	Hgt.	Wgt.	Last School	Hometown
Jason Adjepong	Defensive End	6-3	248	Carteret	Rahway, N.J.
Ladi Ajiboye	Defensive Tackle	6-2	290	Banneker	College Park, Ga.
Aaron Brown	Offensive Tackle	6-6	290	Princeton	Cincinnati, Ohio
Nekos Brown	Linebacker	6-3	225	Thomas Stone	Brandywine, Md.
Rashad Carmichael	Athlete	5-9	175	Gwynn Park	Clinton, Md.
Kam Chancellor	Quarterback	6-4	210	Maury	Norfolk, Va.
Clark Crum	Offensive Tackle	6-7	282	Scioto	Dublin, Ohio
Mario Edwards	Safety/Cornerback	6-1	181	Westlake	Atlanta, Ga.
Mike Gee	Defensive End	6-1	228	Queen of Peace	Englewood, N.J.
John Graves	Defensive End	6-3	249	Meadowbrook	Richmond, Va.
Joey Hall	Defensive Tackle	6-3	246	Lee County	Sanford, N.C.
Zach Lockett	Wide Receiver	6-3	190	Holy Spirit	Mays Landing, N.J.
Douglas McNeil	Wide Receiver	6-4	190	New Town	Baltimore, Md.
Todd Nolen	Wide Receiver	6-3	185	Hampton	Hampton, Va.
Devin Radford	Defensive Back	5-8	174	E.E. Smith	Fayetteville, N.C.
Daryl Robertson	Defensive Tackle	6-3	285	Liberty	Bedford, Va.
Andre Smith	Tight End	6-4	235	Seneca Valley	Germantown, Md.
Devven Sutton	Fullback	6-0	239	Northeastern	Elizabeth City, N.C.
Jacob Sykes	Wide Receiver	6-0	180	Goldsboro	Goldsboro, N.C.
Beau Warren	Offensive Line	6-4	250	Centreville	Clifton, Va.
Matt Wright	Linebacker	6-2	215	Phoebus	Hampton, Va.

attending Hargrave, but played his high school ball at Hampton High. He is rated the No. 13 prep school player in the nation by rivals.com and scout.com lists him as the No. 24 wide receiver prospect in the country. Robertson, Warren and Wright all were all-region selections by *PrepStar*.

"It's just one of those years where more guys than usual left the state, but we'll continue to work hard to get the best players in the state of Virginia," Beamer said.

The Hokies inked two offensive linemen from Ohio, including the No. 7 offensive tackle in the country (rivals.com) in Brown. At 6-6, 290, the Cincinnati product is ranked the No. 4 player in the state by Ohio High and is listed as the No. 52 overall player in the country by *USA Today*. Also signing with the Hokies was Clark Crum (6-7, 282) from Dublin. Crum is rated the No. 40 offensive tackle in the country by rivals.com.

"Offensive line was a concern and we got a couple of big guys there," Beamer said. "We lost some good ones along the defensive line [from last year's team] and felt like we needed to bring some quality replacements in. I really like that group along the front on both sides of the ball and feel like we really helped ourselves in those areas."

Virginia Tech also picked up four players from Maryland. Brandywine's Nekos Brown is listed as the No. 19 weakside defensive end in the country and the No. 14 player in the state by rivals.com. Andre Smith from Germantown is ranked as the No. 51 tight end in the country and the No. 18 player in the state by rivals.com. He is also listed as the No. 20 prospect on the Mid-Atlantic 47 by *SuperPrep*. Clinton's Rashad Carmichael also signed with Tech and is ranked the No. 23 player on the Mid-Atlantic 47 by *SuperPrep* and the No. 23 player in the state by rivals.com. Brown, Carmichael and Smith all earned all-region honors from *PrepStar*. The final signee from Maryland is all-state receiver Douglas McNeil (6-4, 190) from New Town High.

Tech also tapped into North Carolina's talent, signing three players: Devven Sutton, Jacob Sykes and Joey Hall. Sykes, from Goldsboro, was an All-Atlantic Region selection by *PrepStar* as a wide receiver and is listed as the No. 28 player in his state by rivals.com. Sutton, a projected fullback from Elizabeth City, is ranked the No. 35 player in North Carolina by *SuperPrep*. Hall is a defensive lineman from Sanford who totaled 75 tackles, including 10 sacks, his senior season. Additionally, defensive back Devin Radford joins this class. The Fayetteville product is ranked as the No. 27 player in North Carolina by *SuperPrep* and was an All-Atlantic Region selection by *PrepStar*.

The Hokies also grabbed two players out of the Peach State, signing defensive tackle Ladi Ajiboye (pronounced LAH-dee ADD-jih-boy) and safety Mario Edwards. Edwards, from Atlanta, is ranked the No. 25 safety in the country by rivals.com, while Ajiboye, from College Park, is ranked the No. 27 defensive tackle in the country by that same service.

Two of the 21 players in this year's recruiting class — Aaron Brown and Radford — enrolled at Tech in January and are already participating in offseason workouts. Also enrolling in January were previous signees: defensive end Steven Friday (Hampton, Va.), offensive lineman Brandon Holland (Roanoke, Va.), running back Kenny Lewis, Jr. (Danville, Va.), offensive lineman Sergio Render (Newnan, Ga.) and cornerback Stephan Virgil (Rocky Mount, N.C.).

2005 Lettermen and Returning Starters

Total Lettermen; 59; Lost 21/Returning 38
(2005 starters in bold; starts in parentheses)

Offense

Lost – 12		Returning – 14
Chris Clifton	SE	David Clowney (12)
		Josh Hyman (1)
		Josh Morgan
Jeff King (13)	TE	John Kinzer (11)‡
Jordan Trott		
Jimmy Martin (12)	OT	Duane Brown (13)
		Brandon Frye (1)
		Brandon Gore
Jason Murphy (13)	OG	Nick Marshman
Will Montgomery (13)#		
Reggie Butler (5)		
Rashad Ferebee	C	Danny McGrath (7)
Marcus Vick (13)	QB	Cory Holt
	FB	Jesse Allen (2)
	TB	Branden Ore
Cedric Humes (8)		
Mike Imoh (5)		
John Candelas	FL	Eddie Royal (13)
		Justin Harper

Defense

Lost – 8		Returning – 20
Darryl Tapp (13)	E	Chris Ellis (9)
Greg Kezmarsky		Noland Burchette (4)
		Orion Martin
Jonathan Lewis (13)	T	Carlton Powell (5)
Tim Sandidge (8)		Barry Booker
		Kory Robertson
James Anderson (13)	OLB	Brenden Hill
		Corey Gordon
Blake Warren	ILB	Vince Hall (13)
		Xavier Adibi (13)
		Brett Warren
Jimmy Williams (13)	CB	Purnell Sturdivant
		Roland Minor (12)
		Brandon Flowers (1)
		Macho Harris
	ROV	Ryan Hash
		Aaron Rouse (13)
Justin Hamilton (7)	S	Cary Wade
		D.J. Parker (6)
		Robert Parker

Specialists

Lost – 1		Returning – 4
	PK	Brandon Pace (13)
	KO	Jared Develli (11)
	P	Nic Schmitt (13)
Tripp Carroll (13)	DS	Nick Leeson (13)

‡ - Kinzer started 11 games in two tight end set, replacing fullback.

- Montgomery started seven games at left guard and six at center.

hokiesports.com

Series vs. 2006 Opponents

Northeastern

First meeting

North Carolina

Tech leads 14-9-6

1895	nL9	5-	32
1896	nT10	0-	0
1897	nW10	4-	0
1898	nL5	6-	28
1900	aT	0-	0
1902	nT1	0-	0
1903	nW4	21-	0
1904	hL	0-	6
1905	nW2	35-	6
1906	nT2	0-	0
1907	nW2	20-	6
1908	nW2	10-	0
1909	nW2	15-	0
1910	nW2	20-	0
1911	nT2	0-	0
1912	nW19	26-	0
1913	nW5	14-	7
1916	nW1	14-	7
1918	aW	18-	7
1928	aW	16-	14
1929	aL	13-	38
1930	hL	21-	39
1938	aL	0-	7
1939	nL4	6-	13
1945	nL1	0-	14
1946	aT	14-	14
1998	nL25	3-	42
2004	aW	27-	24
2005	hW	30-	3

Duke

Duke leads 7-6-0

1937	nL15	0-	25
1938	nL15	0-	18
1948	nL1	0-	7
1949	aL	7-	55
1950	nL5	6-	47
1951	nL4	6-	55
1969	nW4	48-	12
1981	aL	7-	14
1982	aW	22-	21
1983	hW	27-	14
1984	hW	27-	0
2004	hW	41-	17
2005	aW	45-	0

Cincinnati

Cincinnati leads 4-3-0

1947	nL27	6-	18
1985	aL	14-	31
1986	hL	20-	24
1987	hW	21-	20
1988	aW	41-	14
1991	hW	56-	9
1994	hL	0-	16

Georgia Tech

Tech leads 2-1-0

1990	aL	3-	6
2004	aW	34-	20
2005	hW	52-	7

Boston College

Tech leads 9-3-0

1993	aL	34-	48
1994	aW	12-	7
1995	hL	14-	20
1996	aW	45-	7
1997	hW	17-	7
1998	aW	17-	0
1999	hW	38-	14
2000	aW	48-	34
2001	hW	34-	20
2002	aW	28-	23
2003	hL	27-	34
2005	hW	30-	10

Southern Miss

Series tied 4-4-0

1958	aL	0-	41
1971	hL	8-	17
1972	hW	27-	14
1976	hW	16-	7
1988	aL	13-	35
1990	hW	20-	16
1992	hL	12-	13
1994	aW	24-	14

Clemson

Clemson leads 17-10-1

1900	nL9	5-	12
1901	nW12	17-	11
1906	aT	0-	0
1908	aW	6-	0
1909	hW	6-	0
1923	hW	25-	6
1924	aW	50-	6
1935	hL	7-	28
1936	aL	0-	20
1945	aL	0-	35
1946	hL	7-	14
1954	aW	18-	7
1955	nL1	16-	21
1956	aL	6-	21
1960	aL	7-	13
1977	hL	13-	31
1978	aL	7-	38
1979	hL	0-	21
1980	aL	10-	13
1984	aL	10-	17
1985	hL	17-	20
1986	aW	20-	14
1987	hL	10-	22
1988	aL	7-	40
1989	hL	7-	27

1998	aW	37-	0
1999	hW	31-	11
2001	nW25	41-	20

Miami

Miami leads 16-7-0

1953	aL	0-	26
1966	nL26	7-	14
1967	hL	7-	14
1968	aL	8-	13
1974	aL	7-	14
1980	nL24	10-	20
1981	aL	14-	21
1982	hL	8-	14
1987	aL	13-	27
1992	hL	23-	43
1993	aL	2-	21
1994	aL	3-	24
1995	hW	13-	7
1996	aW	21-	7
1997	hW	27-	25
1998	aW	(ot)27-	20
1999	hW	43-	10
2000	aL	21-	41
2001	hL	24-	26
2002	aL	45-	56
2003	hW	31-	7
2004	aW	16-	10
2005	hL	7-	27

Kent State


Series tied 1-1-0

1975	aL	11-	17
1976	hW	42-	14

Wake Forest

Tech leads 21-11-1

1916	hW	52-	0
1917	hW	50-	0
1918	hW	27-	0
1919	hW	40-	0
1954	nW2	32-	0
1955	aL	0-	13
1956	hT	13-	13
1957	aW	10-	3
1958	nL4	6-	13
1959	aL	18-	27
1960	hW	22-	13
1961	aL	15-	24
1962	hW	37-	8
1963	aW	27-	0
1964	nL1	21-	38
1965	nW1	12-	3
1966	aW	11-	0
1968	hW	7-	6
1969	aL	10-	16
1970	aL	9-	28
1971	hL	9-	20



Jim Davis (95) knocks down a pass in Tech's 16-10 victory at Miami in 2004.

1972	aW	44-	9
1975	hW	40-	10
1976	aW	23-	6
1977	hW	28-	10
1978	aW	28-	6
1979	hL	14-	19
1980	aW	16-	7
1981	hW	30-	14
1982	hL	10-	13
1983	hL	6-	13
1984	aW	21-	20
2004	aW	17-	10

Virginia


Tech leads 45-37-5

1895	aL	0-	38
1896	aL	0-	44
1899	aL	0-	28
1900	aL	5-	17
1901	hL	0-	16
1902	aL	0-	6
1903	nL2	0-	21
1904	nL2	0-	5
1905	aW	11-	0
1923	aW	6-	3
1924	hL	0-	6
1925	aL	0-	10
1926	hW	6-	0
1927	aL	0-	7
1928	hW	20-	0
1929	aW	32-	12
1930	hW	34-	13
1931	aT	0-	0
1932	hW	13-	0
1933	aT	6-	6
1934	hW	19-	6
1935	aT	0-	0
1936	hW	7-	6
1937	aW	14-	7
1938	hL	6-	14
1939	aW	13-	0
1940	nW4	6-	0
1941	nL4	0-	34
1942	nW4	20-	14
1945	nL1	13-	31
1946	nT1	21-	21
1947	nL1	7-	41
1948	nL1	0-	28
1949	nL1	0-	26
1950	nL1	6-	45
1951	nL1	0-	33
1952	nL1	0-	42
1953	aW	20-	6
1954	nW1	6-	0
1955	nW1	17-	13
1956	nW1	14-	7
1957	nL2	7-	38
1958	nW1	22-	13
1959	nW2	40-	14
1960	nW1	40-	6
1961	nW1	20-	0
1962	nW1	20-	15
1963	nW1	10-	0
1964	aL	17-	20
1965	hW	22-	14
1966	aW	24-	7
1970	hL	0-	7
1971	aW	6-	0
1972	aL	20-	24
1973	hW	27-	15
1974	aL	27-	28
1975	hW	24-	17
1976	aW	14-	10
1977	hT	14-	14
1978	aL	7-	17
1979	aL	18-	20
1980	hW	30-	0
1981	aW	20-	3
1982	hW	21-	14
1983	aW	48-	0
1984	hL	23-	26
1985	aW	28-	10
1986	hW	42-	10
1987	aL	13-	14
1988	hL	10-	16
1989	aL	25-	32
1990	hW	38-	13
1991	aL	0-	38
1992	hL	38-	41
1993	aW	20-	17
1994	hL	23-	42
1995	aW	36-	29
1996	hW	26-	9
1997	aL	20-	34
1998	hL	32-	36
1999	aW	31-	7
2000	hW	42-	21
2001	aW	31-	17
2002	hW	21-	9
2003	aL	35-	21
2004	hW	24-	10
2005	aW	52-	14

Neutral Sites

- | | | |
|------------------------|------------------------|------------------------|
| 1. Roanoke | 10. Danville | 19. Raleigh, N.C. |
| 2. Richmond | 11. Knoxville, Tenn. | 20. Orlando, Fla. |
| 3. Lynchburg | 12. Columbia, S.C. | 21. Portsmouth |
| 4. Norfolk | 13. Huntington, W. Va. | 22. Alexandria |
| 5. Winston-Salem, N.C. | 14. Birmingham, Ala. | 23. Baltimore, Md. |
| 6. Bluefield, W. Va. | 15. Greensboro, N.C. | 24. Atlanta, Ga. |
| 7. Bedford | 16. Charleston, W. Va. | 25. Jacksonville, Fla. |
| 8. Staunton | 17. Louisville, Ky. | 26. Memphis, Tenn. |
| 9. Charlotte, N.C. | 18. Washington, D.C. | 27. El Paso, Texas |

Virginia Tech Coaches



Frank Beamer
Head Coach



Billy Hite
Associate Head Coach
and Running Backs Coach



Bryan Stinespring
Offensive Coordinator
and Tight Ends Coach




Bud Foster
Defensive Coordinator
and Inside Linebackers Coach



Curt Newsome
Offensive Line Coach



Kevin Sherman
Wide Receivers Coach



Jim Cavanaugh
Recruiting Coordinator
and Strong Safety and
Outside Linebackers Coach



Mike O'Cain
Quarterbacks Coach



Torrian Gray
Defensive Backfield Coach



Charley Wiles
Defensive Line Coach

Football Support Staff



John Ballein
Associate A.D. for
Football Operations



Gunnar Brolinson, D.O.
Team
Physician



Diana Clark
Secretary to
Coach Beamer



Bruce Garnes
Football Operations
Assistant



Mike Gentry
Assistant A.D. for
Athletic Performance



Mike Goforth
Director of
Athletic Training



Jay Johnson
Assistant Director of
Strength & Conditioning



Lester Karlin
Equipment
Manager



Lisa Marie
Football Program
Support Technician



Kristie Verniel
Football Program
Support Technician

2006 Hokie Seniors



37 Jesse Allen
FB • Monson, Mass.




68 Mason Baggett
C • Richmond, Va.



96 Noland Burchette
DE • Richmond, Va.



60 Chris Burnett
DT • Blue Ridge, Va.




87 David Clowney
FL • Delray Beach, Fla.




74 Brandon Frye
OT • Myrtle Beach, S.C.



77 Brandon Gore
OG • Warrenton, Va.



Chad Grimm
LB • Fairfax, Va.




21 Ryan Hash
CB • Springfield, Va.



31 Brenden Hill
LB • Newport News, Va.




53 Nick Leeson
DS • Abingdon, Va.



Zac Lowe
C • Bridgewater, Va.




69 Danny McGrath
C • Herndon, Va.




Brian McPherson
CB • Madison Heights, Va.




46 Brandon Pace
PK • Virginia Beach, Va.




22 Robert Parker
FS • Chesapeake, Va.



Jake Patten
ROV • Chantilly, Va.




48 Cory Price
CB • Blacksburg, Va.



36 Aaron Rouse
ROV • Virginia Beach, Va.



23 Nic Schmitt
P • Salem, Va.



30 Cary Wade
ROV • Fairfax, Va.