

# VIRGINIA TECH 2017 FOOTBALL

AMERICA'S LONGEST ACTIVE BOWL STREAK - 24 STRAIGHT | 11 CONFERENCE TITLES - 4 ACC TITLES | HOME OF THE #LPD - 793.0 SACKS & 364 INTS LEAD FBS SINCE 1996 | 100% GRADUATION RATE OF SENIORS SINCE 2012

**5-1, 1-1 ACC** <sup>#14</sup>

**VIRGINIA TECH HOKIES**



VS.



**1-6, 0-4 ACC**

**NORTH CAROLINA TAR HEELS**

<b>QUICK INFO</b>	<b>Date</b> .....	Saturday, Oct. 21
	<b>Time</b> .....	3:30 p.m.
	<b>Location</b> .....	Blacksburg, Va.
	<b>Venue</b> .....	Lane Stadium
	<b>Capacity</b> .....	65,632
	<b>Series Record</b> ...	Virginia Tech, 21-12-6
	<b>Last Meeting</b> .....	10/8/16

## TECH SET FOR HOMECOMING VS. UNC

- Virginia Tech (5-1) enjoyed a bye weekend following a 23-10 win at Boston College (10/7). Tech will host North Carolina (10/21) in a homecoming matchup on Saturday.
- UNC (1-6) has suffered four straight losses and is 0-4 in ACC play. UNC's only win this season was a 53-23 win at ODU (9/16). Tech posted a 38-0 win vs. ODU (9/23).
- UNC is coming off a 20-10 loss vs. UVA (10/14).
- Tech registered a 34-3 win at No. 17 UNC (10/8/16) in a contest played amidst Hurricane Matthew. UNC's last visit to Lane Stadium was a 30-27 OT win for the visitors in a contest that marked Frank Beamer's home finale.
- Tech owns a 4-1 mark against ACC Coastal Division foes under head coach Justin Fuente.

## VIRGINIA TECH IN POLL POSITION

- Virginia Tech is No. 14 in The AP Top 25.
- Tech is also No. 14 in the USA Today Coaches Poll.
- Tech was ranked in The AP Top 25 for six of the final seven polls of 2016.

## GOT FUENTE?

- With a win over North Carolina, Tech head coach Justin Fuente would bypass C.B. Cabbage (15 in 1921-22) for the most wins by a Virginia Tech head coach in his first two seasons.

- Tech is 4-1 in the month of October under Fuente.

## KEY SCORING STATS ON HOKIES, TAR HEELS

- Tech is 10-3 (.769) in ACC play against UNC.
- Since VT joined the ACC in 2004, Tech is 118-15 when holding foes to 24 points or fewer, including a streak of 17 straight wins.
- Over that same span, Tech is 78-3 when holding foes to 14 points or less, including a 45-3 mark in ACC play.
- Dating back to a 34-17 loss vs. VT (10/4/14), UNC is 1-13 when scoring 24 points or fewer. UNC is 0-7 under head coach Larry Fedora when scoring 14 points or less.

- Under Fedora, UNC is 20-4 (.833) in ACC games when scoring 30+ points. UNC had won 13 straight such games before suffering a 47-35 loss vs. Louisville (9/9).
- UNC has averaged 12.0 ppg during its four-game losing streak.
- Tech is second in the ACC and seventh in FBS in scoring defense (13.7 ppg) and excluding opponent return scores, The #LPD is allowing 12.5 offensive ppg.

## SLYE IS TECH'S ALL-TIME LEADING SCORER

- K Joey Slye is Tech's all-time leading with 376 points and his 74 made FGs are also a Virginia Tech career record.
- Slye is third in the ACC averaging 9.2 ppg.
- VT (36) ranks fourth in the nation in touchbacks on kickoffs.

## DOMINATE THEIR STATE!

- Tech owns a combined 29-7 (.806) record in ACC play against teams from the state of North Carolina - 11-2 vs. Duke, 10-3 vs. UNC, 4-1 vs. NC State and 4-1 vs. Wake Forest.
- Virginia Tech went 3-0 in the state of North Carolina in 2016. In addition to a 35-24 win vs. Arkansas in the Belk Bowl (12/29/16), VT registered a 34-3 win at UNC (10/8) and a 24-21 win at Duke (11/5).
- UNC has never won back-to-back games at Lane Stadium. The Tar Heels have only registered consecutive wins in once - with a 26-year span between games (10/29/04) and (10/4/30).
- UNC's has lost five straight ACC contests and hasn't won a conference road game since a 35-14 win at UVA (10/22/16).

## QB JOSH JACKSON AMONG TOP FROSH PASSERS

- QB Josh Jackson leads all FBS freshmen with 1,700 passing yards and 13 TDs. He's second among freshmen in passer rating (158.2).
- Jackson's 13 TD passes are the most ever by a VT freshman, surpassing Michael Vick's 12 in 1999. He needs 141 yards overtake Vick's VT freshman record for passing yards (1,840 in 1999).
- Jackson already owns two 300-yard passing games, a feat Vick never accomplished with the Hokies. His career best was 290.
- Jackson leads the ACC in passer rating, is third in total offense (309.0) and fifth in passing ypg (283.3). His passer rating is 17th among FBS quarterbacks.

## FRESHMEN POWER FIVE LEADERS, PASSING YARDS

Quarterback	Team	Yards	Comp %	TDs
Josh Jackson	VT	1,700	65.6	13
Kellen Mond	TAMU	1,225	53.6	7
Sam Ehlinger	Texas	1,178	54.5	6
Chazz Surratt	UNC	1,167	58.8	6

## FRESHMEN POWER FIVE LEADERS, PASSER RATING

Quarterback	Team	Pass	TD/INT	Yds	Rating	W-L*
Jake Fromm	UGA	75-121	12/3	1,162	170.4	7-0
Josh Jackson	VT	126-192	13/4	1,700	159.3	5-1
J. Blackman	FSU	68-108	5/4	799	133.0	2-2

\*Record as starting QB

## WR CAM PHILLIPS OWNS VT'S RECEPTIONS MARK

- WR Cam Phillips ranks second in Tech history with 207 catches, needing four to bypass WR Isaiah Ford (210) for the school record.
- Phillips owns 2,671 receiving yards to rank third in Tech's annals. He needs 297 more to overtake Ford (2,967) for the school record.
- Phillips set the single-game school record with 14 receptions at ECU (9/16). He's second in the ACC with 119.4 receiving ypg.
- Phillips posted an 11-yard catch at Boston College (10/7) before leaving the contest with a foot injury.

## VT RECORD BOOK - CAREER RECEIVING

No.	Player	Yards	Rank	TDs	Rank
210	Isaiah Ford	2,967	1st	24	1st
207	Cam Phillips	2,671	3rd	15	6th
184	Jarrett Boykin	2,884	2nd	18	4th
165	Danny Coale	2,658	3rd	8	--
133	Bucky Hodges	1,747	10th	20	2nd

## MORE KEY DATA ON HOKIES

- The #LPD has pitched two shutouts at Lane Stadium this season.
- Tech owns an 82-31 scoring edge at home in 2017.
- VT ranks fifth in the ACC in total defense (320.2) and fourth in total offense (467.0). Tech is sixth in scoring offense (33.3).
- Virginia Tech is fourth in pass offense (288.3) and fifth in pass defense (198.3).
- Tech is second in the ACC in pass efficiency (155.4).
- VT is third in the ACC in third-down defense (24.7) and Red Zone defense (75.0 scoring pct. - 5 TDs on 12 Red Zone trips).

## THE REAL #DBU

- Virginia Tech may boast the most talented cornerback trio in America in Brandon Facyson, Greg Stroman and Charlotte, NC native Adonis Alexander. Tech's DB cadre also includes Greensboro, NC native Mook Reynolds.
- Reynolds ranks second on the squad with 46 tackles (26 solo) and 5.0 TFL.
- In three home games in 2017, opponents have completed only 43.8 percent of their passes (28 of 64) for 387 yards with one TD and two INTs (93.5 rating) and have been sacked 8.0 times.
- CB Greg Stroman is a virtual Swiss Army knife, ranking second in the ACC in punt return avg. (10.6) and is fourth in the conference with nine passes defended.
- Stroman needs 396 punt return yards to overtake Eddie Royal (1,296) for the all-time lead in Tech history.
- Stroman and Royal (111) are tied second in VT history behind John Ludlow (135) in career punt returns.

## VT RECORD BOOK - CAREER PR YARDS

Yds	Player	Years	TDs
1,296	Eddie Royal	2004-07	3
901	Greg Stroman	2014-pres	3
872	Andre' Davis	1998-01	4

## CAM'S THE MAN!

- WR Cam Phillips is second in the ACC and seventh in the Power Five, averaging 101.3 receiving ypg.
- Phillips leads Tech with 42 catches to rank fifth in the ACC.
- He's caught a pass in a school-record 33 straight games.
- Phillips owns five career 100-yard receiving games. The Hokies are 5-0 in those games.
- With Phillips ailing at Boston College (10/7), freshman WR Sean Savoy registered his first career 100-yard game with a nine-catch, 139-yard performance with one TD to earn ACC Rookie of the Week honors.

## ACC LEADERS - RECEIVING YARDS PER GAME

YPG	Player	Team	No-Yds	TDs
114.5	Steve Ishmael	Syracuse	62-802	4
101.3	Cam Phillips	VT	42-608	5
81.3	Ervin Phillips	Syracuse	56-569	3

# 17 FOOTBALL GAME NOTES

## THE COACHING MATCHUP

Virginia Tech.....	<b>School</b> .....	North Carolina
Justin Fuente.....	<b>Coach</b> .....	Larry Fedora
Murray State (1999).....	<b>Alma Mater</b> .....	Austin College (1985)
15-5 (Second Season).....	<b>Record at School</b> .....	41-31 (Sixth Season)
41-28 (Sixth Season).....	<b>Overall Record</b> .....	75-50 (10th Season)
1-0.....	<b>Record vs. Opponent</b> .....	3-2
1-0.....	<b>Record vs. Coach</b> .....	0-1

### Justin Fuente.....At Tech..... Career

In the state of Virginia.....	7-2.....	7-2
vs. teams from North Carolina.....	4-0.....	4-3
at home.....	7-2.....	22-12
following a loss.....	5-0.....	12-14
vs. ACC.....	7-3.....	7-3
with ranked team.....	9-4.....	11-6

## VIRGINIA TECH VS. NORTH CAROLINA: INSIDE THE SERIES

- The matchup on Oct. 21 will be the 40th meeting in the all-time series between Virginia Tech and North Carolina.
- The Hokies lead the all-time series, 21-12-6, and have won seven of the last 10 meetings.
- When ranked, Virginia Tech is 7-1 against the Tar Heels.
- UNC's last visit to Blacksburg saw the Tar Heels win a 30-27 overtime thriller in Frank Beamer's game at Lane Stadium.
- North Carolina, who's 2-4 all-time at Lane Stadium and 4-4 overall in Blacksburg, has never won back-to-back games at Lane.
- The Tar Heels' lone consecutive victories in Blacksburg came on Oct. 29, 1904, a 6-0 win, and Oct. 4, 1930, a 39-21 victory.

<b>Games Played - in the series:</b> 39	<b>Series Started:</b> 1895	
<b>Overall Record:</b> 21-12-6	<b>Home:</b> 4-4	<b>Away:</b> 7-3-2
<b>Last 10 meetings:</b> 7-3 (below)	<b>Neutral:</b> 10-5-4	<b>ACC:</b> 10-3

Date	Ranked VT/Opp	Location	Score
Sat., Oct. 8, 2016	25 / 17	Chapel Hill, N.C.	W, 34-3
Sat., Nov. 21, 2015	- / 12	Blacksburg, Va.	L, 30-27 OT
Sat., Oct. 4, 2014	- / -	Chapel Hill, N.C.	W, 34-17
Sat., Oct. 5, 2013	- / -	Blacksburg, Va.	W, 27-17
Sat., Oct. 6, 2012	- / -	Chapel Hill, N.C.	L, 48-34
Thu., Nov. 17, 2011	9 / -	Blacksburg, Va.	W, 24-21
Sat., Nov. 13, 2010	16 / -	Chapel Hill, N.C.	W, 26-10
Thu., Oct. 29, 2009	14 / -	Blacksburg, Va.	L, 20-17
Sat., Sept. 20, 2008	- / -	Chapel Hill, N.C.	W, 20-17
Sat., Sept. 29, 2007	17 / -	Blacksburg, Va.	W, 17-10

	Tech	Opponent
<b>Total Points (Average)</b>	615 (16)	503 (13)
<b>Most Points Scored</b>	35 (2006)	48 (2012)
<b>Fewest Points Scored</b>	0 (1945)	0 (1912)
<b>Shutouts By</b>	11	8
<b>Largest Margin of Victory</b>	31 (2016)	39 (1997)
<b>Smallest Margin of Victory</b>	2 (1928)	3 (2015)

### TECH'S TOP PERFORMANCES - LAST 10 MATCHUPS

<b>Completions:</b> 26, Logan Thomas (2012)	<b>Pass Yards:</b> 354, Logan Thomas (2012)
<b>Rush Atts:</b> 23, Ryan Williams (2009)	<b>Rush Yards:</b> 111, Branden Ore (2006)
<b>Receptions:</b> 10, Jarrett Boykin (2011)	<b>Rec. Yards:</b> 155, Isaiah Ford (2015)
<b>Tackles:</b> 15, Xavier Adibi (2007)	<b>Sacks:</b> 3, Ken Ekanem (2014)
<b>INTs:</b> 2, Jayron Hosley (2010)	<b>BrUps:</b> 2 (5x), last Terrell Edmunds (2015)

## VIRGINIA TECH-NORTH CAROLINA CONNECTIONS

- The Hokies feature 10 North Carolina natives: Hendon Hooker (Greensboro), Caleb Farley (Hickory), Austin Reeves (Huntersville), Jimmie Taylor (Jacksonville), Houshun Gaines (Rocky Mount), Zion Debose (Salisbury), Mook Reynolds (Greensboro), Adonis Alexander (Charlotte), Divine Deablo (Winston-Salem) and Drake Deluliis (Charlotte).
- Virginia Tech r-senior Deon Newsome's little brother, Dazz, is a true freshman for the Tar Heels.
- UNC defensive coordinator John Papuchis graduated from Virginia Tech in 2011 with a degree in business management and worked as a volunteer assistant as an undergraduate under former head coach David Crist at Blacksburg High School.

## BROADCAST INFORMATION

<b>Television</b> .....	ESPN2
Play-by-Play.....	Mike Patrick
Analyst.....	Tommy Tuberville
Sideline.....	Paul Carcaterra
<b>National Radio</b> .....	SiriusXM
Sirius.....	108
XM.....	193
Internet.....	955
<b>Local Radio</b> ..	Virginia Tech IMG Sports
Play-by-Play.....	Jon Laaser
Analyst.....	Mike Burnop
Sideline.....	Andrew Allegretta
In Stadium Broadcast.....	105.3 FM
Digital.....	Hokie Sports & TuneIn
(VTfeed; free on downloaded apps)	

## 2017 SCHEDULE

DATE	OPP. (TV)	TIME/RESULT
9/3	vs. West Virginia (ABC)	W, 31-24
9/9	Delaware (ACCN)	W, 27-0
9/16	at East Carolina (CBSSN)	W, 64-17
9/23	Old Dominion (ACCN)	W, 38-0
9/30	Clemson* (ABC)	L, 31-17
10/7	at BC* (ESPN2)	W, 23-10
10/21	North Carolina* (ESPN2)	3:30 PM
10/28	Duke*	TBA
11/4	at Miami*	TBA
11/11	at Georgia Tech*	TBA
11/18	Pitt*	TBA
11/24	at Virginia*	TBA
12/2	ACC Championship	TBA

\*ACC Game

## ACC STANDINGS

COASTAL	Conf.	Overall
Miami	3-0	5-0
Virginia	2-0	5-1
Georgia Tech	2-1	3-2
Virginia Tech	1-1	5-1
Duke	1-3	4-3
Pitt	0-3	2-5
North Carolina	0-4	1-6

ATLANTIC	Conf.	Overall
NC State	4-0	6-1
Clemson	4-1	6-1
Syracuse	2-1	4-3
Florida State	2-2	2-3
Wake Forest	1-2	4-2
Louisville	1-3	4-3
Boston College	1-3	3-4

## QUICK FACTS

Location:.....	Blacksburg, Va.
Founded:.....	1872
Enrollment:.....	31,000+
President:.....	Dr. Tim Sands
Director of Athletics:.....	Whit Babcock
Nickname:.....	Hokies
Colors:.....	Chicago Maroon & Burnt Orange
Stadium:.....	Lane Stadium/Worsham Field
Head Coach:.....	Justin Fuente – 2nd season
2016 Record:.....	10-4 (Belk Bowl Champs)



## CAREER/ACTIVE STARTS CHART

	2017	Streak	Career
Carroll, C.	1	-	2
Chung, K.	6	6	9
Cunningham, C.	1	-	3
Clark, J.	1	-	1
Gallo, E.	6	17	31
Jackson, J.	6	6	6
Keene, D.	6	6	6
Kumah, E.	2	1	2
McMillian, T.	5	5	19
Murphy, H.	2	2	2
Nijman, Y.	6	20	20
Peoples, S.	1	-	7
Pettit, C.	-	-	3
Pfaff, B.	6	6	6
Phillips, C.	6	8	38
Savoy, S.	5	5	5
Teller, W.	6	18	36

### STARTED EVERY GAME IN 2017

• Chung, Gallo, Jackson, Keene, Nijman, Pfaff, Phillips and Teller.

### LONGEST ACTIVE STREAKS

- Nijman - 20
- Teller - 18
- Gallo - 17

## TOP 20 CONSECUTIVE SCORING TEAMS

- Virginia Tech has scored in **289** straight games dating back to the 1995 season.
- The streak is tied for the seventh-longest streak ever in the history of the NCAA by an FBS school & is now the fifth-longest active streak.

Rk.	School	Years	Games
1.	<b>Florida</b>	<b>1988-</b>	<b>367</b>
2.	Michigan	1984-14	365
3.	BYU	1975-03	361
4.	<b>TCU</b>	<b>1992-</b>	<b>313</b>
5.	<b>Air Force</b>	<b>1992-</b>	<b>304</b>
6.	Tennessee	1994-17	289
	<b>Virginia Tech</b>	<b>1995-</b>	<b>289</b>
8.	Ohio State <sup>^</sup>	1993-16	283
9.	Texas	1980-04	282
	<b>Georgia</b>	<b>1995-</b>	<b>282</b>
11.	Washington State	1984-08	280
12.	<b>Nebraska</b>	<b>1996-</b>	<b>278</b>
13.	Washington	1981-04	271
14.	Oregon	1985-07	267
15.	<b>Boise State</b>	<b>1997-</b>	<b>257</b>
16.	<b>Georgia Tech</b>	<b>1997-</b>	<b>255</b>
17.	<b>Texas Tech</b>	<b>1997-</b>	<b>252</b>
18.	<b>Oklahoma</b>	<b>1998-</b>	<b>246</b>
19.	Colorado	1988-08	242
20.	Kansas State	1996-15	234

**Bold** = active streak

<sup>^</sup> = 13 games vacated by NCAA

## OFFENSE

### CAM PHILLIPS: ONE MAN RECORD-BREAKING CREW

- Senior WR Cam Phillips' stellar performance at East Carolina (9/16) was one for the record book as he accounted for 18 of the Hokies' 64 points.
- Phillips finished with 14 receptions for 189 yards and three touchdown catches.
- His 14 catches set a new school record previously held by Donald Snell (vs. Cincinnati, 8/31/85) and Nick Cullen (vs. Southern Miss, 10/27/90) who both registered 13 receptions in a game.
- Phillips' three receiving touchdowns set a career high and were the most receiving TDs by a Virginia Tech player since Bucky Hodges also had three in a triple overtime game vs. Duke (10/24/15).
- It was also Phillips' 30th consecutive game with a reception, tying Isaiah Ford's program record. Phillips has had a catch in every game since the first contest of his sophomore season. He would later break the record vs. Old Dominion (9/23).

Career Receiving Yards			Career Receptions			Career Receiving TDs		
Player	Years	Yards	Players	Years	Rec.	Players	Years	Rec.
1. Isaiah Ford	2014-16	2,967	1. Isaiah Ford	2014-16	210	7. Josh Morgan	2004-07	16
2. Jarrett Boykin	2008-11	2,884	<b>2. Cam Phillips</b>	<b>2014-</b>	<b>207</b>	8. Sidney Snell	1978-80	15
<b>3. Cam Phillips</b>	<b>2014-</b>	<b>2,671</b>	2. Jarrett Boykin	2008-11	184	<b>Cam Phillips</b>	<b>2014-</b>	<b>15</b>
4. Danny Coale	2008-11	2,658	4. Danny Coale	2008-11	165	10. Marcus Davis	2009-12	13
5. Ricky Scales	1972-74	2,272	5. Bucky Hodges	2014-16	133	11. Eddie Royal	2004-07	12

### Most Receiving Yards - ACC

Player	Yards
1. Steve Ishmael, Syracuse	802
<b>2. Cam Phillips, Virginia Tech</b>	<b>608</b>
3. Ervin Phillips, Syracuse	569

### Most Receiving YPG - ACC

Players	YPG
1. Steve Ishmael, Syracuse	114.6
<b>2. Cam Phillips, Virginia Tech</b>	<b>101.3</b>
3. Ervin Phillips, Syracuse	81.3

### Most Receiving TDs - ACC

Players	TDs
1. Dez Fitzpatrick, Louisville	7
<b>2. Cam Phillips, Virginia Tech</b> (tied w/ 3 others)	<b>5</b>

### Yards Per Catch - ACC

Players	YPC
1. Dez Fitzpatrick, Louisville	16.4
2. Kelvin Harmon, NC State	15.2
<b>3. Cam Phillips, Virginia Tech</b>	<b>14.5</b>

### BREAKING DOWN JOSH JACKSON'S FIRST STARTS

- R-freshman QB Josh Jackson has put together some of the best stats for any first-year full-time starting QB and any Tech freshman signal caller.
- With Tech's 38-0 victory vs. Old Dominion (9/23), Jackson became the first Tech QB since Logan Thomas in 2011 to win his first four career starts.
- Before throwing his first career pick vs. ODU, Jackson's 99 straight passing attempts without an interception to start a career was the longest streak since Grant Noel's school record of 108 passes that were thrown in starts between 1999 and 2001.
- Jackson became the first Virginia Tech QB since Grant Noel in 2001 to not throw an interception in his first three career starts after the win over ECU (9/16).
- Jackson's 372 yards in air at ECU were the most ever by a Hokies freshman in a game and the fifth most by any Virginia Tech quarterback since 1987.

Passing Yards			Passing TDs			Passer Rating		
Player	Year	Yards	Players	Year	TDs	Players	Year	Rating
1. Michael Vick	1999	1840	<b>1. Josh Jackson</b>	<b>2017</b>	<b>13</b>	1. Michael Vick	1999	179.2
<b>2. Josh Jackson</b>	<b>2017</b>	<b>1700</b>	2. Michael Vick	1999	12	<b>2. Josh Jackson</b>	<b>2017</b>	<b>158.9</b>
3. Will Furrer	1988	1384	3. Will Furrer	1988	6	3. Tyrod Taylor	2007	119.7
4. Todd Greenwood	1982	987	Todd Greenwood	1982	6	4. Todd Greenwood	1982	115.3
5. Tyrod Taylor	2007	927	5. Tyrod Taylor	2007	5	5. Will Furrer	1988	83.2

### SAVOY'S SIZZLING START

- Freshman WR Sean Savoy has come in and made an immediate impact in the Virginia Tech receiving corps as he's hauled in 27 passes for 337 yards, good enough for a 12.5 yards per catch average.
- He earned ACC Rookie of the Week honors after setting career highs with nine catches and 139 receiving yards, the most for a Virginia Tech true freshman since at least 1987.
- He scored his first career touchdown at East Carolina (9/16) on a nine-yard pass from Josh Jackson.
- His first career multi-touchdown game came vs. Clemson (9/30) when he registered a two-yard TD run, his first career rushing score, and a 30-yard receiving TD.

### VIRGINIA TECH ALL-TIME FRESHMEN QB LEADERS

- Only four freshmen have made four or more starts at quarterback for the Hokies since Frank Beamer's first season in 1987 - Will Furrer, Michael Vick, Tyrod Taylor and Josh Jackson.
- Taylor started in five games in 2007 but he appeared in 11 of the Hokies 14 games that season.

### COLEMAN IS SLY AS FOX

- Redshirt sophomore RB Coleman Fox has been sneaky good out of the backfield for the Hokies where he's averaging 5.3 yards per carry.
- The Salem, Virginia native caught four passes for 13 yards out of the backfield and posted five carries for 39 yards to lead the Hokies vs. Clemson (9/30).

▪ Fox's breakout game came vs. Old Dominion (9/23) where he rushed for 66 yards on 11 carries. He recorded his first career TD at East Carolina (9/16) on a five-yard run.

### JACKSON SHINES IN TECH DEBUT

- Making his collegiate debut in a nationally televised primetime matchup against a ranked opponent in an NFL stadium, redshirt freshman QB Josh Jackson helped Virginia Tech retain the Black Diamond Trophy after accounting for 336 yards of total offense and two total TDs.
- Jackson, who threw for 253 yards and rushed for 101 yards, became the first Hokies QB since Logan Thomas in 2013 to pass for 200+ yards and rush for 100+ yards.
- Jackson's rushing total was the most for a Tech QB making his debut since 1987.
- It was the second-most rushing yards for a Hokie QB making his first career start since Al Clark rushed for 119 yards at Rutgers (8/30/97).

### JACKSON JOINS NOTABLE COMPANY OF FRESHMAN QB STARTERS AT TECH

- Redshirt freshman QB Josh Jackson took the first offensive snap the season for the Hokies on Sept. 3 vs. West Virginia. It was the first snap of his collegiate career.
- **Jackson was the...**
  - The first true or redshirt freshman QB to start a game for the Hokies since Tyrod Taylor vs. Ohio (9/15/07).
  - The first true or redshirt freshman QB to start a season opener for the Hokies since Michael Vick vs. James Madison (9/4/99).

### Most Rushing Yards in First Career Game - QBs

Player	Years
<b>1. Josh Jackson</b>	<b>101 vs. WVU, 9/3/17</b>
2. Michael Vick	54 vs. JMU, 9/4/99
3. Jerod Evans	46 vs. Liberty, 2016
4. Tyrod Taylor	44 at LSU, 9/8/07
5. Bryan Randall	30 vs. UConn, 9/1/01

### Most Rushing Yards in First Career Start - QBs

Players	Years
1. Al Clark	119 at Rutgers, 8/30/97
<b>2. Josh Jackson</b>	<b>101 vs. WVU, 9/3/17</b>
3. Nick Sorensen	65 vs. UAB, 11/1/97
4. Michael Vick	54 vs. JMU, 9/4/99
5. Jerod Evans	46 vs. Liberty, 9/3/16
Maurice DeShazo	46 vs. JMU 9/5/92

### OFFENSE HAS RECORD THREATENING DAY AT EAST CAROLINA

- The Virginia Tech's offense's 64-point output at East Carolina (9/16) threatened multiple school records.
- 64 points is the Hokies' third-highest point total since 1987 and the most since they scored 66 points vs. Appalachian State (9/3/2011).
- Tech's 41 second-half points vs. ECU tied for the most in program history. The Hokies also scored 41-points in the second half vs. West Virginia (10/12/00).
- Tech's 34 points in the third quarter was one point shy of matching the program record of 35 set in the second quarter at Rutgers (10/9/99) and in the first quarter vs. Arkansas State (8/25/02).
- The Hokies' 675 yards of total offense also tied the program single game record set at Pitt (9/11/93).

### 95 UNANSWERED POINT STREAK: OFFENSE

- Since the second quarter of the Hokies' 64-17 win at East Carolina (9/16), Tech rattled off 95 unanswered points over seven quarters in two wins over the Pirates and Old Dominion (9/23).
- The Hokies rushed for 250+ yards in both victories. The last time Tech ran for 250+ yards on the ground in consecutive games was in 2005 at Virginia (11/19/05) and vs. North Carolina (11/26/05).

### UNANSWERED POINT STREAKS BY HOKIES - SINCE 1987

Point Total	Started	Ended
1. 121	at Duke - 9/10/05	Georgia Tech - 9/24/05
2. 119	UConn - 9/1/01	UCF - 9/29/01
3. 96	UCF - 9/29/01	Boston College - 10/13/01
<b>4. 95</b>	<b>at ECU - 9/16/17</b>	<b>Clemson - 9/30/17</b>
5. 89	at Pitt - 9/30/95	Akron - 10/14/95

### OFFENSIVE RECORD BOOK REWRITTEN IN FIRST SEASON UNDER FUENTE

▪ Virginia Tech's offensive record book saw nine all-time marks go down in the first season under head coach Justin Fuente and offensive coordinator/QBs coach Brad Cornelson in 2016.

Single-Season Team Records Category	Current	Finish	Prior Top Mark	Season
Passing Att.	449	Second	456	2014
Passing Comp.	279	First	271	2014
Completion Pct.	62.1%	First	61.8%	2002
Passing Yards	3,660	First	3,348	1972
Total Offense	6,223	First	5,782	2011
Total Plays	1,087	First	995	2011
Passing TDs	31	First	24	4x, 2015
Total TDs	61	T-First	61	2x, 2003
Total Points	490	First	474	2010
First Downs	330	First	296	2011
Passing First Downs	172	First	152	1972

## TEAM RESULTS FOR QBs SINCE 1987

▪ Over the past 31 seasons, the Hokies have seen 21 men start a game at quarterback. Below are their results, ranked by wins (min. five starts).

Name	Years	Record	Pct.
<b>Jackson, Josh</b>	<b>2017</b>	<b>5-1</b>	<b>.833</b>
Taylor, Tyrod	2007-10	34-8	.810
Randall, Bryan	2002-04	26-12	.684
Thomas, Logan	2011-13	26-14	.650
Vick, Michael	1999-00	21-1	.955
Druckenmiller, Jim	1995-96	20-4	.833
DeShazo, Maurice	1992-94	19-14-1	.586
Glennon, Sean	2006-08	18-8	.692
Furrer, Will	1988-91	16-18-1	.486
Clark, Al	1997-98	12-7	.632
Vick, Marcus	2005	11-2	.846
Brewer, Michael	2014-15	11-9	.550
Noel, Grant	2001-02	10-4	.714
Evans, Jerod	2016	10-4	.714
Sorensen, Nick	1997-98	3-1	.750
Motley, Brenden	2015-	3-3	.500
Young, Cam	1988-89	3-3	.500
Meyer, Dave	1998-00	2-1	.667
Chapman, Erik	1987	2-9	.182
Wooten, Rodd	1989, 91	1-2	.333
Koel, Treg	1992	0-1	.000
<b>Totals</b>		<b>253-125-2</b>	<b>.669</b>

## CAREER 100 YARD RECEIVING GAMES

▪ After registering only two 100-yard receiving games in his three seasons, senior WR Cam Phillips has posted three in five games this season.

Player	Years	Gms
1. André Davis	1998-01	10
Jarrett Boykin	2008-11	10
3. Isaiah Ford	2014-16	8
4. Danny Coale	2008-11	7
Ricky Scales	1972-74	7
6. Marcus Davis	2009-12	6
7. Antonio Freeman	1991-94	5
<b>Cam Phillips</b>	<b>2014-</b>	<b>5</b>

## CAREER 200 YARD PASSING GAMES

▪ R-Freshman Josh Jackson has already broken the Virginia Tech freshman record for 200+ yard passing games.

Player	Years	Gms
3. Jerod Evans	2016	12
Will Furrer	1988-91	12
5. Tyrod Taylor	2007-10	11
6. Maurice DeShazo	1990-94	10
7. Bryan Randall	2001-04	9
8. Michael Vick	1999-00	8
Sean Glennon	2004-08	8
Michael Brewer	2014-15	8
11. Marcus Vick	2002-05	6
<b>Josh Jackson</b>	<b>2017-</b>	<b>6</b>

## DEFENSE

### 95 UNANSWERED POINT STREAK: DEFENSE

- While the offense has manufactured the 95 points during the Hokies' unanswered points streak, Bud Foster's Lunch Pail Defense kept opponents off the scoreboard as they held foes scoreless over seven quarters and two games.
- The Hokies allowed only 226 yards of offense and 2.4 yards per play in those seven quarters.
- Over the last three games, the #LPD gave up only 17 points and has pitched two shutouts.
- The last time the Hokies registered two shutouts in the same season was in 2006 when Tech posted four shutouts.

### FACYSON CLOSERS IN ON FLOWERS' RECORD

- R-Senior CB Brandon Facyson has quietly pieced together one of the most productive careers for a DB at Virginia Tech.
- Facyson looks to register double-digit passes defended for the third-consecutive season and also break Brandon Flowers' record of 42 career PDs since 1987.
- After posting 13 PDs and five interceptions to earn third-team All-ACC honors as a true freshman in 2013, Facyson had five PDs in three games before suffering a season-ending injury.
- He earned a medical redshirt and had 10 pass breakups as a redshirt sophomore in 2015 and 11 in 2016.
- He's the only player on this year's roster that played in 2013 for a Hokies squad that went 8-5 overall and 5-3 in the ACC.

#### PASSES DEFENDED LEADERS - SINCE 1987

Player	Years	PDs
1. Brandon Flowers	2005-07	42
<b>Brandon Facyson</b>	<b>2013-</b>	<b>42</b>
3. Loren Johnson	1995-98	36
William Yarborough	1992-95	36
Ronyell Whitaker	1999-02	36

### FOSTER'S #LPD PITCHES SECOND SHUTOUT OF THE SEASON

- The Lunch Pail Defense is back among the top defenses in the nation and registered their second shutout of the season vs. Old Dominion (9/23).
- Tech's two donuts this season are the most since 2006 when the #LPD shutout four opponents.
- The last time the Hokies registered back-to-back shutouts at home was 2006 vs. Kent State (11/11/06) and vs. Virginia (11/25/06).
- This season marks the 10th multi-shutout campaign in the Bud Foster Era (since 1987).

#### MULTI-SHUTOUT SEASONS - SINCE 1987

Season	# of Shutouts	Final Record
1. 2006	4	10-3, 6-2 ACC
2001	4	8-4, 4-3 BIG EAST
3. 1998	3	9-3, 5-2 BIG EAST
<b>4. 2017</b>	<b>2</b>	<b>TBD</b>
2005	2	11-2, 7-1 ACC
2004	2	10-3, 7-1 ACC
1999	2	11-1, 7-0 BIG EAST
1997	2	7-5, 5-2 BIG EAST
1995	2	10-2, 6-1 BIG EAST
1989	2	6-4-1, Independent

### #LPD BOUNCES BACK AND SHUTS DOWN EAST CAROLINA

- After allowing 17 points and 204 yards of total offense in the first quarter at East Carolina (9/16), Bud Foster's defense allowed only four total yards in the second quarter, all on the ground, and pitched a shutout the rest of the game.
- The #LPD improved to 39-2 on the road when holding foes to 17 points or less since 2000.
- Tech's defense forced three turnovers, one interception and two fumbles, that led to 17 points.
- Senior CB Greg Stroman's sixth career interception was the 363rd pick since Bud Foster took over as the full-time defensive coordinator in 1996, which leads the nation.

### EDMONDS BROTHERS TURN IN BIG DAY VS. THE BLUE HENS

- Junior LB Tremaine Edmunds led the Hokies' Lunch Pail Defense in a 27-0 shutout of Delaware on Saturday with a game-high 14 tackles, 4.0 tackles for loss, 1.5 sacks and a forced fumble.
- Edmunds' four tackles behind the line of scrimmage set a new career high and totaled 26 yards for loss.
- His 1.5 sacks matched his personal best and 1.5 of his 4.0 TFL came on third down.
- Edmunds' second career forced fumble came at 10:18 in the fourth quarter and led to a 24-yard field by Joey Slye that made it 27-0.
- After leading the team with four interceptions in 2016, r-junior S Terrell Edmunds notched his first pick of 2017 vs. Delaware (9/9) and returned it 55 yards.
- Edmunds also posted his first career sack against the Blue Hens.
- It was the longest interception return of his career and it was one of the longest in program history over the last 10 years.

## THE LUNCH PAIL D

### \*BUD FOSTER'S DEFENSE BY THE NUMBERS (SINCE 1987)

- 96-1 when holding foes to 10 points or fewer
- 68 defensive TDs
- 48 different Hokies have scored defensive TDs
- 41 players selected in NFL Draft
- 42 games with three or more INTs
- 33 shutouts
- 9 players drafted in first or second rounds
- 3 players earned Super Bowl rings – LB Cornell Brown, S Pierson Prioleau, S Kam Chancellor
- 3 Pro Bowlers – S Kam Chancellor, CB Brandon Flowers, CB DeAngelo Hall

## CAREER/ACTIVE STARTS CHART

	2017	Streak	Career
Alexander, A.	2	-	15
Edmunds, Te.	6	10	27
Edmunds, Tr.	6	21	22
Floyd, R.	6	6	6
Hill, T.	6	7	8
Huelskamp, S.	-	-	2
Mihota, V.	6	6	20
Motuapuaka, A.	6	29	35
Reynolds, M.	6	6	21
Settle, T.	6	6	6
Shegog, A.	-	-	7
Stroman, G	6	6	22
Walker, R.	6	6	10

### STARTED EVERY GAME IN 2017

- Te. Edmunds, Tr. Edmunds, Floyd, Hill, Mihota, Motuapuaka, Reynolds, Settle, Stroman and Walker.

### LONGEST ACTIVE STREAKS

- Motuapuaka - 29
- Edmunds, Tr. - 21

## TECH AMONG FBS LEADERS

### • 1996 – PRESENT

Rank	Category	No.
1st	Sacks	793.0
1st	Sack Yards	-5,455
1st	Interceptions	364
2nd	INT Pct.	4.4
1st	Third-Down Pct.	31.3
1st	Completion Pct.	50.4
2nd	Pass Defense	188.7 ypg
3rd	INT Return TDs	44
2nd	Passer Rating	106.3
2nd	Takeaways	584
4th	TD/INT Ratio	0.78
3rd	Total Defense	305.4 ypg
6th	Rush Defense	116.7 ypg

- **Why 1996?** Bud Foster took over full-time duties as defensive coordinator in 1996. Since then, he has developed one of the top defenses in college football.

## #LPD = TDs

• 1987 - PRESENT

### 90 Total TDs scored by the defense

- **58 pass interceptions**  
last Andrew Motuapuaka (18 yds) vs. Furman (9/12/15)
- **30 fumble returns**  
last Andrew Motuapuaka (70 yds) vs. Virginia (11/26/16)
- **2 fumble recoveries**  
last Carl Bradley (in End Zone) at Rutgers (8/30/97)
- **11 total safeties by the defense**  
last vs. East Carolina (9/24/16)

## CAREER/ACTIVE STARTS CHART

	2017	Streak	Career
Bradburn (P, H)	6	6	6
Slye, J. (K)	6	46	46
Taylor, C. (LS)	6	22	22

### STARTED EVERY GAME IN 2017

- Bradburn
- Slye
- Taylor

### LONGEST ACTIVE STREAKS

- Slye: 46

## SPECIAL TEAM SCORES

• 1987 - PRESENT

### 58 Total TDs scored by special teams

- **22 punt returns**  
last Greg Stroman (61 yds) vs. Delaware (9/9/17)
- **20 blocked punts**  
last Anthony Shegog (19 yds) at Purdue (9/19/15)
- **9 kickoff returns**  
last Demitri Knowles (93 yds) at North Carolina (10/6/12)
- **5 blocked field goals**  
last Adonis Alexander (75 yds) at Duke (11/5/16)
- **1 fumble recovery**  
last Tee Butler (in End Zone) vs. Syracuse (10/16/99)
- **1 fumble return**  
last Andrew Motuapuaka (on KO) vs. Western Michigan (9/27/14)
- **11 total safeties on special teams**  
last vs. Liberty (9/3/16)

## BLOCK PARTY

- Over the past 31 seasons, Tech special teams have blocked **69** punts, **45** field goal attempts and **28** point-after attempts for a total of 142 in 380 games - approx. 1 every **2.68** games.
  - Tech has blocked **1** FGA this year, DT Tim Settle vs. ECU (9/16/17) on a 48-yard attempt, and **1** punt, Khalil Ladler against BC (10/7/17).
  - Tech blocked **3** FGAs in 2016, the most since the team blocked three in 2004.

### LONGEST INT RETURNS SINCE 2010

1. Rashad Carmichael vs. East Carolina (9/18/10) - 68
2. Donovan Riley at Ohio State (9/6/14) - 63
3. **Terrell Edmunds vs. Delaware (9/9/17) - 55**  
Macho Harris at Boston College (10/18/08) - 55
5. Derek Di Nardo at Duke (11/15/14) - 51

### EDMUNDS BROTHERS ANCHOR THE #LPD

- Of all the combinations of brothers that have come through Blacksburg, perhaps no set of brothers have had an impact quite like the Edmunds', Terrell and Tremaine.
- **Terrell** was a consensus Honorable Mention All-ACC pick as a redshirt sophomore after tying for fourth in the conference with four interceptions and finishing with 89 total tackles. He made the move from rover to free safety in the spring.
- **Tremaine** earned multiple accolades this offseason, including Preseason All-ACC and Preseason Second-Team All-America honors by Sports Illustrated, after a breakout 2016 season that saw him finish with 106 tackles, 18.5 TFL and 4.5 sacks.

# LUNCH PAIL D



- The famed Virginia Tech Lunch Pail has come to symbolize the blue-collar approach of the Hokies' defense under longtime defensive coordinator Bud Foster.
- In 1995, Foster served as co-defensive coordinator with Rod Sharpless, whose mother-in-law found the original Lunch Pail in Mercerville, New Jersey. The pail once belonged to a coal miner and after a record-setting defensive season, the Lunch Pail became an iconic part of Hokies' lore.
- The Pail travels wherever the Hokies go and its care is only entrusted to a defensive leader.
- Before the start of every season, a signed mission statement from the defense is placed in The Pail. Then every week, unit goals, team goals and keys to success are placed in The Pail, plus the turf from any road victories.
- Since 2007, The Pail has also contained the names of the 32 fallen Hokies taken in the April 16 tragedy.
- Darryl Tapp is the only player who has ever earned lifetime possession of an incarnation of The Pail from Foster.

### #LPD GETS THE SHUTOUT VS. DELAWARE

- Four team sacks, 12 TFL and two turnovers helped the Hokies notch the 32nd shutout of the Bud Foster Era vs. Delaware (9/9).
- The Blue Hens made two trips to the red zone and were turned away both times by the Lunch Pail Defense - first trip ended with a missed field goal that clanked off the right upright and an interception from S Terrell Edmunds ended the second threat.
- Foster's defense has registered shutouts in back-to-back seasons for the first time since 2011-12 when the Hokies pitched shutouts at Virginia (38-0, 11/26/11) and vs. Bowling Green (37-0, 9/22/12).

### HILL GETS FIRST LPD PICK OF 2017

- DE Trevon Hill picked off the first pass of the season for the Lunch Pail Defense late in the second quarter vs. West Virginia and with the Mountaineers operating in Hokies territory.
- It was the first interception of Hill's career and the first for a Virginia Tech defensive lineman since Corey Marshall at Pitt (10/16/14).
- Justin Fuente is now 10-0 at Tech when the Hokies commit fewer turnovers than their opponent.

### MOTUAPUAKA AND STROMAN ARE IN RARE COMPANY

- LB Andrew Motuapuaka and CB Greg Stroman have each scored three-plus defensive or special teams TDs in their Tech careers.
- Below is where they rank since 1987.

1. DeAngelo Hall	7 (5 PR/1 FR/ 1 INT)
2. Macho Harris	5 (4 INT/1 KOR)
3. <b>Andrew Motuapuaka</b>	<b>4 (1 INT/3 FR)</b>
André Davis	4 (4 PR)
<b>Greg Stroman</b>	<b>4 (1 FR/3 PR)</b>

### LONGEST TENURED FBS ASSISTANTS

ACTIVE and CONTINUOUS

- Entering the 2017 season, only seven assistant coaches in the country have been at their schools since 1996, and Virginia Tech has two of them.

1. **\*Bud Foster (1987), Virginia Tech**
2. Jerry Brown (1993), Northwestern
3. Odell Haggins (1994), Florida State
4. Mo Latimore (1994), Kansas State
5. **Charley Wiles (1996), Virginia Tech**  
Andy Hill (1996), Missouri  
Dale Pehrson (1996), Navy

\* - Tech's Foster, who became the Hokies' co-defensive coordinator in 1995, is also the nation's longest-tenured DC.

via of CoachingSearch.com's Chris Vannini

## SPECIAL TEAMS

### SLYE BECOMES TECH'S ALL-TIME LEADING SCORER

- Senior K Joey Slye surpassed K Shayne Graham once against as his 11-point performance at Boston College (10/7) made him Virginia Tech's career leader in points.
- His third field goal of the day at East Carolina gave him 69 for his career, breaking Virginia Tech's all-time mark of 68 that had been held by Shayne Graham since 1999.
- Slye has also scored in 38 consecutive games dating back to Nov. 1 of his freshman season, breaking Shayne Graham's record of 37 straight games set between 12/31/96 vs. Nebraska and 1/4/00 vs. Florida State.

Tech Career FG Leaders			Tech Career Scoring Leaders		
Name	Years	FGs	Name, pos.	Years	Pts
1. Joey Slye	2014-	74	1. Joey Slye, K	2014-	376
2. Shayne Graham	1996-99	68	2. Shayne Graham, K	1996-99	371
3. Brandon Pace	2003-06	58	3. Lee Suggs, RB	1999-02	336

### SLYE HITS FROM 50

- Senior K Joey Slye, who has solidified a reputation as having one of the most powerful kicking legs in the country, registered a career-long 50-yard field goal vs. Delaware (9/9).
- The last Virginia Tech kicker to boot a 50+ yard FG was Cody Journell, who kicked a 56 yarder at Boston College (11/02/13).
- The last time Slye failed to score in a game was vs. Miami (10/23/14).
- The program record is currently held by K Shayne Graham who scored in 37 straight games from vs. Nebraska (12/31/96) through vs. Florida State (1/4/00).

### OSCAR BRADBURN: THE PUNTER FROM DOWN UNDER

- Freshman P Oscar Bradburn placed three punts inside the 20, had two punts of 50+ yards and drew three fair catches playing in his first American rules football game vs. West Virginia.
- He averaged 46.5 yards per punt and registered a long punt of 54 yards.
- A native of Sydney, Bradburn played Australian Rules Football for Sydney Swans Academy and trained at ProKick Australia, a facility in Melbourne that produced two of the three finalists for the 2016 Ray Guy Award.
- Tech's special teams and tight ends coach James Shibest, Bradburn's primary recruiter, is no stranger to working with Australian punters. While serving as special teams coach under Justin Fuente at Memphis, Shibest coached 2013 Ray Guy Award winner and Geelong, Australia native Tom Hornsey.

### STROMAN CLIMBING CHARTS FOR PUNT RETURNERS

- Senior PR Greg Stroman's 61-yard punt return for a touchdown vs. Delaware (9/9) helped propel him further up in Virginia Tech's record book for punt returns.
- Stroman now sits behind Frank Loria for sixth all-time in punt return yards and moved into a tie for four in punt return TDs with Eddie Royal.
- In Tech's history, only two men have ever returned more than 100 punts, John Ludlow (136, 1979-82) and Eddie Royal (111, 2004-07), while Royal is the only man to go over 900 yards in punt returns - finishing his career with 1,296 punt return yards.

Career Punt Returns			Career Punt Return Yards			Career Punt Return TDs		
Player	Years	Ret.	Players	Years	Yds.	Players	Years	TDs.
1. John Ludlow	1979-82	136	1. Eddie Royal	2004-07	1,296	1. DeAngelo Hall	2001-03	5
2. Eddie Royal	2004-07	111	2. Greg Stroman	2014-	901	2. Andre Davis	1998-01	4
3. Greg Stroman	2014-	111	3. Andre Davis	1998-01	872	Frank Loria	1965-67	4
4. Billy Meyers	1984-87	90	4. DeAngelo Hall	2001-03	839	4. Eddie Royal	2004-07	3
5. Angelo Harrison	1995-98	73	5. John Ludlow	1979-82	837	Greg Stroman	2014-	3

### BEAMER'S RETIRED NO. 25 MAKES A RETURN TO THE FIELD

- R-Junior Terrell Edmunds will wear Frank Beamer's No. 25 for the second time in his career vs. Clemson (9/30).
- Head coach Justin Fuente and the Hokies paid homage to Frank Beamer and Virginia Tech's legacy of excellence on special teams last season by selecting a special teams player of the week who will wear No. 25.
- With Coach Beamer's blessing, his retired No. 25 was worn by a player who exemplified the role special teams played during Virginia Tech's rise to national prominence.

2017 "25" Game By Game	
Opponent	Honoree
West Virginia	LB Anthony Shegog
Delaware	LS Colton Taylor
ECU	PR Greg Stroman
ODU	DB Deon Newsome
Clemson	S Terrell Edmunds
B. College	CB Greg Stroman
UNC	
Duke	
Miami	
Ga. Tech	
Pitt	
Virginia	

## FOOTBALL HISTORY

### All-Time Tech Record (1892- ; 124 seasons)

Overall	734*-462-46
Conference	240-168-21
In Blacksburg	377-113-13
Behind Lane Hall (1892)	1-0-0
Sheib Field (1894-1901)	13-1-0
Gibboney Field (1902-08)	19-2-0
Miles Field (1909-25)	60-3-3
Miles Stadium (1926-64)	67-25-4
Lane Stadium (1965-; 53rd season)	217-82-6

On the road	203-217-14
Neutral sites	153-132-19
Televised games	214-103
Overtime games	6-6
When ranked	162-56-1
Opponent ranked	53-89-1
Both teams ranked	35-27
VT ranked higher	23-11
Opponent ranked higher	12-16

\* - includes forfeit by Temple during 1986 season

	Tech	Opp.
Total points scored (Ave.)	25,614 (21)	17,826 (14)
Most Points Scored	99 (1919)	77 (1973)
Shutouts By (last)	249 (2017)	144 (1995)
Largest Margin of Victory	99 (1919)	71 (1973)
Smallest Margin of Victory	1 (2014)	1 (2004)

## TECH IN OVERTIME (6-6)

Date	Opp.	Tech	Opp	Result	In
9/19/98	at Miami	27	20	W	OT
11/9/02	at Syracuse	42	50	L	3OT
11/15/03	at Temple	24	23	W	OT
1/3/12	vs. Michigan	20	23	L	OT
9/3/12	Ga. Tech	20	17	W	OT
11/17/12	at BC	30	23	W	OT
12/28/12	vs. Rutgers	13	10	W	OT
9/21/13	Marshall	29	21	W	3OT
11/16/13	Maryland	24	27	L	OT
11/22/14	at WF	3	6	L	2OT
10/24/15	Duke	43	45	L	4OT
11/21/15	UNC	27	30	L	OT

## POWER 5 LEADERS MOST WINS

### 1996-Present

- Ohio State . . . . . 225
- Florida State . . . . . 210
- Oklahoma . . . . . 207
- Alabama . . . . . 203
- Virginia Tech . . . . . 202**

## MOST 10-WIN SEASONS

### 1999-Present

- Oklahoma . . . . . 14
- Virginia Tech . . . . . 12**
- Ohio State . . . . . 12
- TCU . . . . . 11
- Alabama . . . . . 11



**TURNOVER SUMMARY**

Date	Opponent	Takeaways	Points Off	Giveaways	Points Off	TO Margin	Points Off Margin
9/3	West Virginia	1	0	0	0	+1	0
9/9	Delaware	2	3	1	0	+1 (+2)	+3 (+3)
9/16	East Carolina	3	17	0	0	+3 (+5)	+17 (+20)
9/23	Old Dominion	1	7	1	0	0 (+5)	+7 (+27)
9/30	Clemson	0	0	3	14	-3 (+2)	-14 (+13)
10/7	Boston College	0	0	1	0	-1 (+1)	0 (+13)
10/21	North Carolina	-	-	-	-	-	-
10/28	Duke	-	-	-	-	-	-
11/4	Miami	-	-	-	-	-	-
11/11	Georgia Tech	-	-	-	-	-	-
11/18	Pitt	-	-	-	-	-	-
12/3	Virginia	-	-	-	-	-	-
<b>Totals</b>		<b>7</b>	<b>27</b>	<b>5</b>	<b>14</b>	<b>+1</b>	<b>+13</b>

**TEAM NOTES**

**7 VIRGINIA TECH SENIORS EARN DEGREES IN SPRING 2017**

• Seven Hokies have already earned their undergraduate degrees:

No.	Player, Pos.	Major
61	Kyle Chung, OL	Sociology
89	James Clark, WR	Finance (Ohio State) - Currently enrolled in Education, Curriculum and Instruction Master's program.
31	Brandon Facyson, CB	Biology and Sociology
56	Sean Huelskamp, LB	Finance
67	Parker Osterloh, T	Environmental Sciences - Currently enrolled in Natural Resources Master's program.
24	Anthony Shegog, LB	Sociology
87	Colton Taylor, LS	Human Development

**HOKIES = RATINGS**

- Virginia Tech's games vs. West Virginia (9/3) and Clemson (9/30) ranked in the top five of the most watched games during the respective weeks, according to SportsMediaWatch.com.
- ESPN's *College Gameday* that was staged on Saturday morning in Blacksburg prior to Tech vs. Clemson drew 1.5 million viewers, the 13th most watched college football program during week five.

**Top 5 Week 1 CFB Games**

Rating	Date	Game	Network
1.6.9	9/2/17	Alabama vs. Florida State	ABC
2.4.9	9/2/17	Michigan vs. Florida	ABC
3.3.0	8/31/17	Ohio State vs. Indiana	ESPN
4.2.9	9/4/17	Tennessee vs. Georgia Tech	ESPN
<b>5.2.7</b>	<b>9/3/17</b>	<b>Virginia Tech vs. West Virginia</b>	<b>ABC</b>

**Top 5 Week 5 CFB Games**

Rating	Date	Game	Network
<b>1.2.7</b>	<b>9/30/17</b>	<b>Virginia Tech vs. Clemson</b>	<b>ABC</b>
2.2.4	9/30/17	Georgia vs. Tennessee	CBS
3.1.8	9/30/17	Mississippi vs. Alabama	ESPN
4.1.9	9/30/17	Florida State vs. Wake Forest	ABC
5.1.9	9/30/17	Northwestern vs. Wisconsin	ABC

**THE DRIVE FOR 25**

- On Dec. 12, 2016, the Virginia Tech Athletics Department announced the launching of a campaign entitled "Drive for 25," with the department seeking to increase membership in the Virginia Tech Athletic Fund (aka the "Hokie Club") to 25,000 members. That would make the Hokie Club the largest athletics fundraising group in the ACC.
- The impetus behind the Drive for 25 is to raise the financial resources needed to provide Virginia Tech student-athletes with the opportunities to continue their success in the classroom, in competition and in the community.
- The Hokie Club's primary role in providing opportunities for student-athletes comes through the raising of money for scholarships, but tuition, fees and cost of attendance increases continue to climb. The department projects the scholarship bill for 2016-17 to be around \$14.4 million, and the Hokie Club raised \$11.5 million for scholarships last year.
- Legendary head football coach Frank Beamer, who retired at the conclusion of the 2016 season, will be the spokesperson for the campaign. Beamer is a longtime member of the Hokie Club and has contributed extensively to both athletics and academics at the university over three decades.



**VIRGINIA TECH CELEBRATES 125 YEARS OF FOOTBALL**



- The 2017 football season will mark the 125th year of Virginia Tech Football, with the first game being played on October 21, 1892.
- Virginia Tech has produced new in-game features showcasing fans and former student-athletes' favorite games and memories. Virginia Tech will also be recognizing a group of former student-athletes at each home game.

# 17 FOOTBALL GAME NOTES



LAST MEETING

**25 VIRGINIA TECH** **34**  
**17 NORTH CAROLINA** **3**

KENAN STADIUM • CHAPEL HILL, N.C. • OCTOBER 8, 2016 • ATTENDANCE: 33,000

**CHAPEL HILL, N.C.** – Playing in a downpour courtesy of Hurricane Matthew, Jerod Evans threw two touchdown passes and rushed for a score, and Virginia Tech's defense forced four turnovers, as the No. 25 Hokies rolled to a 34-3 victory over No. 17 North Carolina on Saturday in an ACC game played at Kenan Stadium.

The win marked Tech's first as a ranked team since 2014 when the Hokies beat Duke in Durham, North Carolina. Tech moved to 4-1 overall on the season, 2-0 in the ACC, and the Hokies also moved to 6-1 against the Tar Heels in games in Chapel Hill since they joined the ACC for the 2004-05 season.

North Carolina had its nine-game home winning streak snapped and fell to 4-2, 2-1 ACC. The Tar Heels failed to score a touchdown in a game for the first time since a 13-0 loss to NC State in Raleigh, North Carolina in 2011.

The four North Carolina turnovers led to 20 Virginia Tech points, and a dropped snap by North Carolina punter Tom Sheldon also led to a Tech touchdown.

North Carolina's first two turnovers led to field goals by Hokies' kicker Joey Slye. Arguably the biggest play in the game came on the Tar Heels' first possession of the second half when quarterback Mitch Trubisky fumbled, and Tech's Woody Baron recovered. That turnover led to a 22-yard touchdown pass from Evans to Sam Rogers that gave the Hokies a 20-3 lead.

Trubisky, who came into the game leading the nation in completion percentage (76.0) and ninth in passing yards per game (342.2), completed just 13 of 33 for 58 yards, with two interceptions.

Evans completed 7 of 17 for 75 yards. He also rushed for 49 yards on a career-high 21 carries. Tailback Travon McMillian rushed for 76 yards, as the Hokies amassed 189 of their 264 total yards on the ground.

## SCORING

VIRGINIA TECH	6	7	14	7	-	34
NORTH CAROLINA	0	3	0	0	-	3

- VT (09:33 - 1st) - Joey Slye 35 yd Field Goal
- VT (05:23 - 1st) - Joey Slye 28 yd Field Goal
- UNC (10:59 - 2nd) - Weiler, N 28 yd Field Goal
- VT (01:50 - 2nd) - Chris Cunningham 1 yd Pass From Jerod Evans (Joey Slye Kick)
- VT (12:43 - 3rd) - Sam Rogers 22 yd Pass From Jerod Evans (Joey Slye Kick)
- VT (10:13 - 3rd) - Jerod Evans 1 yd Rush (Joey Slye Kick)
- VT (06:13 - 3rd) - Travon McMillian 4 yd Rush (Joey Slye Kick)

## TEAM STATS

	VT	UNC
First downs	18	8
Rushing yds.	66-189	29-73
Passing yds.	75	58
Return yds.	26	39
Passes	7-17-0	13-33-2
Punts-avg.	5-37.6	6-45.7
Fumbles-lost	7-2	3-2
Penalties-yds.	5-29	8-49
Time of poss.	39:59	20:01

## INDIVIDUAL STATS

**Rushing** — Virginia Tech, McMillian 17-76, Evans 21-49, Williams 10-30, McKenzie 5-23, Phillips 4-22, Carroll 1-10, Rogers 1-1, Ludwig 1- -11, TEAM 6- -13. UNC, Logan 14-67, Francis 3-16, Brown 3-0, Trubisky 8- -2, Sheldon 1- -18.

**Passing** — Virginia Tech, Evans 7-17-75-2. UNC, Trubisky 13-33-58-0.

**Receiving** — Virginia Tech, Phillips 2-20, McMillian 2-4, Hodges 1-28, Rogers 1-22, Cunningham 1-1. UNC, Logan 6-30, Switzer 2-2, Hollins 2-8, Proehl 1-7,argas 1- -1, Howard 1-12.

Teams Under Fuente.....	2017.....	Tech.....	Career.....
Home.....	2-1.....	7-2.....	22-12
Road.....	2-0.....	6-1.....	16-14
Neutral.....	1-0.....	1-2.....	3-2
Grass.....	4-1.....	12-2.....	17-2
Artificial Turf.....	1-0.....	2-3.....	24-22
Won Coin Toss.....	4-0.....	6-3.....	19-15
Lost Coin Toss.....	1-1.....	8-2.....	22-13

## Fuente Teams' Record When ...

Leading after the 1st quarter.....	4-0.....	10-1.....	26-10
Trailing after the 1st quarter.....	1-1.....	3-4.....	12-17
Tied after the 1st quarter.....	0-0.....	2-0.....	3-1
Leading at halftime.....	5-0.....	13-0.....	33-4
Trailing at halftime.....	0-1.....	2-5.....	7-22
Tied at halftime.....	0-0.....	0-0.....	1-2
Leading after 3rd quarter.....	5-0.....	13-0.....	37-2
Trailing after 3rd quarter.....	0-1.....	2-5.....	3-24
Tied after 3rd quarter.....	0-0.....	0-0.....	1-2
Leading with less than 2:00 to play.....	5-0.....	15-0.....	38-2
Trailing with less than 2:00 to play.....	0-1.....	0-5.....	1-25
Tied with less than 2:00 to play.....	0-0.....	0-0.....	2-1
Scores first.....	4-0.....	12-1.....	25-11
Opponent scores first.....	1-1.....	3-4.....	14-17
Scores 20+ points.....	4-0.....	14-3.....	38-14
Opponent scores 20+ points.....	2-1.....	6-5.....	14-26
Holds opponent to 20 points or less.....	3-0.....	9-0.....	27-2
Game is decided by 3 points or less.....	0-0.....	3-0.....	5-3
Game is decided by 10 points or less.....	1-0.....	1-2.....	7-12

## Fuente Teams' Record When ...

Less than 150 yards rushing.....	2-1.....	2-3.....	7-21
150+ yards rushing.....	3-0.....	13-2.....	34-8
200+ yards passing.....	5-1.....	13-5.....	30-15
300+ yards passing.....	3-0.....	4-2.....	15-7
300+ yards total offense.....	5-1.....	14-5.....	39-18
400+ yards total offense.....	4-0.....	12-2.....	30-7
500+ yards total offense.....	3-0.....	5-0.....	16-1
70+ total plays.....	2-1.....	11-5.....	28-18
80+ total plays.....	3-0.....	7-1.....	19-5

## Fuente Teams' Record When ...

Allowing less than 150 yards rushing.....	3-1.....	10-1.....	31-13
150+ yards rushing.....	2-0.....	4-4.....	9-15
200+ yards passing.....	2-0.....	6-2.....	15-19
300+ yards passing.....	1-0.....	3-1.....	10-10
300+ yards total offense.....	2-1.....	7-5.....	20-25
400+ yards total offense.....	1-0.....	4-2.....	10-13
500+ yards total offense.....	1-0.....	2-1.....	6-6
70+ total plays.....	1-0.....	4-3.....	16-19
80+ total plays.....	1-0.....	2-1.....	10-6

## Fuente Teams' Record When ...

Committing fewer turnovers.....	3-0.....	10-0.....	25-7
Committing more turnovers.....	1-1.....	2-5.....	6-18
Turnovers are the same.....	1-0.....	3-0.....	10-3
Having fewer penalty yards.....	3-0.....	11-1.....	23-7
Having more penalty yards.....	2-1.....	4-3.....	18-20
Penalty yards are even.....	0-0.....	0-1.....	0-1
Leading time of possession.....	4-0.....	13-1.....	28-10
Trailing time of possession.....	1-1.....	2-4.....	13-18

## Fuente Teams' High & Low Water Marks ...

Largest halftime lead.....	17.....	38.....	56
Largest halftime deficit.....	14.....	24.....	28
Highest number of plays.....	95.....	95.....	97
Lowest number of plays.....	57.....	68.....	48
Opponent highest number of plays.....	89.....	100.....	100
Opponent lowest number of plays.....	50.....	50.....	50
Warmest Game Temperature.....	85°.....	85°.....	94°
Coldest Game Temperature.....	61°.....	37°.....	37°

## Fuente Teams' For ...

Day Games.....	3-0.....	10-2.....	22-13
Night Games (5 p.m. kickoff or later).....	2-1.....	5-3.....	19-15
Games with temperature 49 or below.....	0-0.....	2-0.....	5-3
Games with temperatures in 50s.....	0-0.....	2-1.....	6-6
Games with temperatures in 60s.....	1-1.....	3-2.....	10-6
Games with temperatures in 70s.....	2-0.....	6-1.....	12-6
Games with temperatures in 80s.....	2-0.....	2-1.....	7-4
Games with temperatures in 90s.....	0-0.....	0-0.....	1-3

2017 HONORS

**QB Josh Jackson**

- Manning Award Watch List
- Pro Football Focus National Team of the Week, QB (9/19)
- ACC Rookie of the Week (9/18)
- Athlon Sports Offensive Freshman of the Week (9/17)
- ACC Rookie of the Week (9/5)
- CBS Sports Freshman of the Week (9/5)

**WR Cam Phillips**

- Midseason All-ACC Team, ESPN.com
- HERO Sports CFB HERO of the Week (9/22)
- Pro Football Focus National Team of the Week, WR (9/19)
- ACC Receiver of the Week (9/18)
- ACC Receiver of the Week (9/5)
- Biletnikoff Award Watch List
- All-ACC Preseason Football Team

**TE Dalton Keene**

- Pro Football Focus ACC Team of the Week, TE (10/10)

**OL Eric Gallo**

- Pro Football Focus ACC Team of the Week, C (10/10)

**OL Braxton Pfaff**

- Pro Football Focus ACC Team of the Week, OG (10/10)

**WR Sean Savoy**

- Pro Football Focus ACC Team of the Week, WR (10/10)
- ACC Rookie of the Week (10/9)

**RB Travon McMillian**

- Pro Football Focus ACC Team of the Week, RB (10/10)

**LB Andrew Motuapuaka**

- Charlotte Touchdown Club Defender of the Nation Award Nominee
- ACC Linebacker of the Week (9/5)

**Virginia Tech**

- Athlon Sports Team of the Week (9/5)
- Joe Moore Award Midseason Honor Roll - Offensive Line

**HC Justin Fuente**

- Bobby Dodd Trophy Watch List

**LB Tremaine Edmunds**

- Midseason All-ACC Team, ESPN.com
- Athlon Sports Preseason All-America 3rd Team
- Bednarik Award Watch List
- Nagurski Trophy Watch List
- Butkus Award Watch List
- All-ACC Preseason Football Team
- Sports Illustrated Preseason Second Team All-American

**DT Tim Settle**

- Midseason All-ACC Team, ESPN.com
- Pro Football Focus ACC Team of the Week, DL (10/10)
- Piesman Trophy Watch List

**DT Ricky Walker**

- Pro Football Focus ACC Team of the Week, DL (10/10)

**DB Mook Reynolds**

- Pro Football Focus ACC Team of the Week, DB (10/10)

**K Joey Slye**

- Wuerffel Trophy Watch List
- All-State Good Works Team
- Groza Award Watch List

**CB Greg Stroman**

- Midseason All-ACC Team, ESPN.com
- Athlon Sports Preseason All-America 2nd Team
- Jim Thorpe Award Watch List
- Hornung Award Watch List

**OL Wyatt Teller**

- All-ACC Preseason Football Team

HOKIES ON CURRENT NFL ROSTERS - 14

T	Duane Brown (DNR)	Houston
S	Kam Chancellor	Seattle
S	Chuck Clark	Baltimore
RB	Trey Edmunds	New Orleans
WR	Isaiah Ford (IR)	Miami
WR	Corey Fuller (IR)	New Orleans
CB	Kyle Fuller	Chicago
CB	Kendall Fuller	Washington
S	DeAngelo Hall (PUP)	Washington
TE	Bucky Hodges (PS)	Carolina
LB	Dadi Nicolas (PUP)	Kansas City
FB	Sam Rogers (PS)	LA Rams
QB	Tyrod Taylor	Buffalo
TE	Logan Thomas	Buffalo

\*As of Sept. 5 2017  
 IR - Injured Reserve  
 PS - Practice Squad  
 PUP - Reserve/Physically unable to perform  
 DNR - Did Not Report

BRUCE ARIANS: TWO-TIME NFL COACH OF THE YEAR

Bruce Ariens took a long and winding path before finally becoming an NFL head coach. This former Tech quarterback has a penchant for getting the best out of passers at the pro level with his notable pupils including Super Bowl champions Peyton Manning and Ben Roethlisberger, as well as the likes of Carson Palmer and Andrew Luck.

**Quarterback – Virginia Tech (1972-74)**

**Head Coach – Arizona Cardinals (2013-present)**

- AP NFL Coach of the Year – Indianapolis (2012)
- AP NFL Coach of the Year – Arizona (2014)




OTHER HOKIES IN NFL ROLES

<b>Malcolm Blaken</b>	Washington	Director of Player Development
<b>Eugene Chung</b>	Philadelphia	Assistant O-Line/Tight Ends/Run Game
<b>Keith Gray</b>	Philadelphia	Assistant Strength & Conditioning
<b>Torrian Gray</b>	Washington	Defensive Backs
<b>Chad Grimm</b>	Washington	Outside Linebackers
<b>Jeff King</b>	Chicago	Pro Scout
<b>Anthony Midget</b>	Houston	Assistant Secondary
<b>Chris Peduzzi</b>	Philadelphia	Head Athletic Trainer
<b>Nick Rapone</b>	Arizona	Defensive Backs
<b>Johnny Shelton</b>	Baltimore	Team Chaplain
<b>Nick Sorensen</b>	Seattle	Secondary

# LANE STADIUM

## A TRUE HOMEFIELD ADVANTAGE



### NO. 1

#### Best Homefield Advantage in College Football (Rivals.com)

Lane Stadium doesn't blow people away by the brute strength of a massive stadium, but with knowledgeable fans that always reach a frenzied pitch at the right time, the Hokies make the most of their numbers.

Every good stadium has at least one end designed for deafening noise levels, and the enclosed South End Zone at Lane Stadium fits the bill perfectly. Holding more than 11,000 screaming Virginia Tech fans, the section amplifies noise and renders audibles useless. That's not to mention the isolation factor. With the nearest major airport nearly 45 minutes away, opponents' fans are never out in force at Lane Stadium.

### NO. 2

#### Best College Football Town in America (USA Today Survey)

### NO. 2

#### Scariest Venue for Opposing Teams (ESPN the Magazine)

The two loudest places I've ever seen a game are Lane Stadium and the Orange Bowl, but the Hokies' home crowd is a lot more consistent. The whole place rocks when they crank up "Enter Sandman." I remember watching a decent BC team go there on a Thursday night and completely melt down.

### NO. 2

#### Best Entrances in College Football (Sports Illustrated)

This entrance is one of the purest slices of Americana you will ever experience.

### NO. 6

#### College Football Stadium & Tailgate Fans Should Visit Before They Die (Bleacher Report)

### NO. 7

#### Loudest College Football Stadium (Bleacher Report)

## LANE STADIUM - HOME OF THE HOKIES

Rising high into the mountainous sky of the New River Valley, Virginia Tech's Lane Stadium enters its 53rd year of football competition in 2017. The Tech football team has enjoyed over two decades of success, going to 24 straight bowl games and winning 10 or more games eight straight seasons from 2004-11. A big part of that success is the home-field advantage the Hokies enjoy at Lane Stadium/Worsham Field.

Sitting at roughly 2,057 feet above sea level, the stadium is the second-highest among all FBS schools in the eastern United States, trailing only Appalachian State (3,300). Completed in 1965, Lane Stadium/Worsham Field has gone through numerous changes, renovations and additions. But through it all, it has always been regarded as one of the finest places to watch – and toughest places for opponents to play – a college football game.

## THE HOKIE STONE

Before each home football game, Virginia Tech football players and coaching staff enter Lane Stadium through a tunnel. On the stadium-side entrance to Worsham Field, they pass beneath a Hokie Stone, which they touch for good luck and is flanked by these words: "For those who have passed. For those to come ... Reach for Excellence."

## ENTER SANDMAN

The history behind Virginia Tech's use of Metallica's "Enter Sandman" started during the 2000 season. That summer, Tech added a new scoreboard to Lane Stadium and the athletics marketing team decided to use the song for an entrance video. The group considered "Welcome to the Jungle" by Guns N' Roses and "Sirius" by the Alan Parsons Project before settling on "Enter Sandman." As the song played on one chilly evening prior to team's entrance, members of the Marching Virginians began to jump up and down in rhythm in an effort to stay warm. The Lane Stadium crowd followed suit and the jumping hasn't stopped since.

## MILESTONE GAMES

	DATE	OPPONENT	RESULT
Inaugural Game & Win	10/2/65	William & Mary	W 9-7
First Televised Game	10/29/66	Florida State	W 23-21
First Night Game	11/25/82	Virginia	W 21-14
First Win Under Beamer	10/3/87	Navy	W 31-11
First ESPN Game	11/24/90	Virginia	W 38-13
Worsham Field Dedicated	9/5/92	James Madison	W 49-10
First BIG EAST Game	9/26/92	West Virginia	L 16-7
First BIG EAST Win	10/16/93	Temple	W 55-7
100th Win	9/22/94	West Virginia	W 34-6
First Thursday Night Game	9/22/94	West Virginia	W 34-6
Program's 1,000th Game	9/4/99	James Madison	W 47-0
First College Gameday Appearance	10/16/99	Syracuse	W 62-0
First ACC Game & Win	9/18/04	Duke	W 41-17
200th Win	10/13/12	Duke	W 41-20
Beamer's Final Home Win	10/9/15	N.C. State	W 28-13
Beamer's Final Home Game	11/21/15	North Carolina	L 30-27 OT
300th Game	11/20/16	Miami	W, 37-16
First Win Under Fuente	9/3/17	Liberty	W, 36-13

## LANE STADIUM

### FAST FACTS

Capacity.....	65,632
Seasons.....	53rd in 2017
Inaugural Season.....	1965
Construction Began.....	April 1964
New Press Box/West Side Completed.....	2006
South End Zone Expansion Completed.....	2002
Longest Tech Win Streak.....	16 games (9/4/99 – 10/13/01)
Elevation Above Sea Level.....	2,057 feet

# VIRGINIA TECH INDOOR PRACTICE FACILITY



**2** 737 jets can fit inside the building (nose to tail)



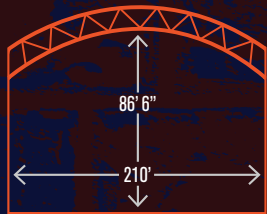
**26,500** Square feet of glass and translucent panels, which is just over half an acre



**11,213** Square feet of Hokie Stone on the facade

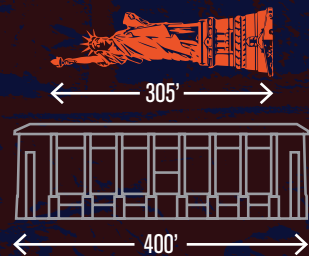
**1,200** Tons of specially engineered steel were utilized

Over 86 feet from the field to the bottom of the truss — a must for the kicking game!



**86 feet 6 inches**

The Statue of Liberty could easily fit inside the facility



**7,905,108**

Cubic feet of space, enough room to fill

**89 OLYMPIC POOLS**

**60,000**

Square feet of precast concrete panels with the majority of weighing over

**18 TONS**

**8**

UT PROSIM

Porticoes feature the same values as the eight pylons of Virginia Tech's War Memorial: Brotherhood, Honor, Leadership, Sacrifice, Service, Loyalty, Duty and Ut Prosim

## 2017 VIRGINIA TECH FOOTBALL ROSTERS

#	NAME	POS	#	NAME	VL	POS	HT	WT	YR	HOMETOWN	HS/LAST SCHOOL
2	Hendon Hooker	QB	36	Adonis Alexander	2	CB	6' 3"	197	Jr.	Charlotte, N.C.	Independence
2	Tyree Rodgers	DB	23	Rayshard Ashby	-	LB	5' 10"	227	Fr.	Chesterfield, Va.	L.C. Bird High School
3	Greg Stroman	CB	63	Daniel Bailey	-	OL	6' 3"	300	r-So.	Abingdon, Va.	Abingdon
4	Tim Settle	DT	40	Emmanuel Belmar	0	DE	6' 2"	240	r-Fr.	Suwanee, Ga.	Collins Hill
5	Cam Phillips	WR	42	Cole Blaker	-	TE	6' 3"	230	Fr.	Narrows, Va.	Narrows
5	Ryan Willis	QB	91	Oscar Bradburn	-	P	6' 1"	202	Fr.	Sydney, Australia	Sydney Secondary College
6	AJ Bush	QB	53	Aiden Brown	-	OL	6' 2"	273	Fr.	Silver Spring, Md.	Bullis School
6	Mook Reynolds	DB	43	Xavier Burke	-	DL	6' 3"	282	r-So.	Lawrenceville, Va.	Brunswick
7	Devon Hunter	DB	6	AJ Bush	-	QB	6' 4"	225	r-Jr.	Atlanta, Ga.	Norcross/Iowa Western CC
8	Phil Patterson	WR	52	Austin Cannon	-	OL	6' 2"	314	r-Fr.	Mechanicsville, Va.	Atlee/Fork Union
8	Ricky Walker	DT	86	C.J. Carroll	1	WR	5' 8"	173	r-Jr.	Olney, Md.	Our Lady of Good Counsel
9	Drake Deluliis	TE	65	Matt Christ	-	OL	6' 3"	273	r-So.	Sterling, Va.	Dominion
9	Khalil Ladler	DB	61	Kyle Chung	-	OL	6' 3"	302	Sr.	Ponte Vedra Beach, Fla.	Ponte Vedra
11	Jack Click	QB	89	James Clark	-	WR	5' 10'	185	r-Sr.	New Smyrna Beach, Fla.	Ohio State
11	Houshun Gaines	DE	11	Jack Click	-	QB	6' 3"	215	r-So.	Glen Allen, Va.	Deep Run/Fork Union
12	Henri Murphy	WR	87	Tre Coghill III	-	WR	5' 11"	161	Fr.	Fredericksburg, Va.	Mountain View
13	Caleb Farley	WR	85	Chris Cunningham	1	TE	6' 2"	241	r-So.	Jacksonville, Fla.	Atlantic Coast
13	Jalen Holston	RB	39	Sean Daniel	-	WR	5' 9"	180	r-So.	Chesapeake, Va.	Oscar Smith
15	Sean Savoy	WR	17	Divine Deablo	1	DB	6' 3"	210	So.	Winston-Salem, N.C.	Mount Tabor
16	Coleman Fox	RB	35	Zion Debose	-	DE	6' 1"	244	Fr.	Salisbury, N.C.	North Rowan
17	Divine Deablo	DB	9	Drake Deluliis	-	TE	6' 5"	235	Fr.	Charlotte, N.C.	Providence
17	Josh Jackson	QB	81	Samuel Denmark	-	WR	6' 0"	187	r-Fr.	Huger, S.C.	Hanahan
18	Raymon Minor	DE	60	Silas Dzansi	-	OL	6' 5"	305	Fr.	Woodbridge, Va.	C.D. Hylton
18	Chase Mummau	QB	22	Terrell Edmunds	2	S	6' 2"	220	r-Jr.	Danville, Va.	Dan River
19	Hezekiah Grimsley	WR	49	Tremaine Edmunds	2	LB	6' 5"	250	Jr.	Danville, Va.	Dan River
20	Deon Newsome	S	31	Brandon Facyson	3	CB	6' 2"	197	Sr.	Newnan, Ga.	Northgate
21	Reggie Floyd	S	13	Caleb Farley	-	WR	6' 2"	192	Fr.	Hickory, N.C.	Maiden
22	Terrell Edmunds	S	21	Reggie Floyd	1	S	6' 0"	218	So.	Manassas, Va.	Stonewall Jackson
23	Rayshard Ashby	LB	16	Coleman Fox	-	RB	5' 11"	200	r-So.	Salem, Va.	Salem
24	Anthony Shegog	LB	47	Darius Fullwood	-	DT	6' 3"	282	r-So.	College Park, Md.	Our Lady of Good Counsel
26	Jovonn Quillen	DB	11	Houshun Gaines	1	DE	6' 3"	245	r-So.	Rocky Mount, N.C.	Nash Central
27	Justin Hairston	WR	64	Eric Gallo	3	C	6' 2"	300	Sr.	Richboro, Pa.	Council Rock South
27	Shawn Payne	CB	45	TyJuan Garbutt	-	DE	6' 1"	221	Fr.	Fredericksburg, Va.	Riverbend
28	Bryce Watts	DB	59	J'Bril Glaze	-	DL	6' 1"	270	Fr.	Tampa, Fla.	Jefferson
29	Dalton Keene	TE	41	Jaylen Griffin	-	LB	6' 1"	238	Fr.	Rome, Ga.	Rome
29	Ishmiel Seisay	DB	48	Daniel Griffith	-	LB	6' 0"	230	r-Fr.	Suffolk, Va.	Nansemond-Suffolk Academy
30	Jordan Jefferson	WR	19	Hezekiah Grimsley	-	WR	6' 0"	172	Fr.	Williamsburg, Va.	Lafayette
31	Brandon Facyson	CB	27	Justin Hairston	-	WR	6' 0"	176	Fr.	Manassas, Va.	Osborn Park
32	Steven Peoples	RB	90	Casey Harman	-	TE	6' 3"	242	r-So.	Swords Creek, Va.	Honaker
33	Deshawn McCleese	RB	89	Damon Hazelton	-	WR	6' 2"	215	r-Fr.	Baltimore, Md.	Ball State
34	Travon McMillian	RB	55	Jarrod Hewitt	-	DT	6' 1"	285	r-Fr.	Venice, Fla.	Venice
35	Zion Debose	DE	94	Trevon Hill	1	DE	6' 3"	245	r-So.	Virginia Beach, Va.	Salem
36	Adonis Alexander	CB	13	Jalen Holston	-	RB	5' 11"	219	Fr.	Stockbridge, Ga.	Stockbridge
37	Devante Smith	DB	2	Hendon Hooker	-	QB	6' 4"	216	Fr.	Greensboro, N.C.	Dudley
38	Rico Kearney	LB	76	Jarrett Hopple	-	OL	6' 7"	305	r-Fr.	Suffolk, Va.	Nansemond River
39	Sean Daniel	WR	75	Zachariah Hoyt	-	OL	6' 4"	298	r-Fr.	Salem, Va.	Salem
39	Tyrone Thornton	DB	56	Sean Huelskamp	3	LB	6' 1"	225	r-Sr.	Centreville, Va.	Chantilly
40	Emmanuel Belmar	DE	7	Devon Hunter	-	DB	6' 0"	216	Fr.	Chesapeake, Va.	Indian River
40	Trey Skeens	RB	17	Josh Jackson	-	QB	6' 1"	215	r-Fr.	Ann Arbor, Mich.	Saline
41	Jaylen Griffin	LB	71	T.J. Jackson	-	T	6' 6"	320	r-Fr.	Cumberland, Va.	Cumberland County
41	John Jennings	DB	30	Jordan Jefferson	-	WR	5' 8"	180	r-Fr.	Goochland, Va.	Goochland
42	Cole Blaker	TE	41	John Jennings	-	DB	5' 11"	172	Jr.	Clifton, Va.	Centreville
43	Xavier Burke	DL	93	Brian Johnson	-	K	6' 1"	180	r-Fr.	Washington, D.C.	Gonzaga
44	Dylan Rivers	LB	38	Rico Kearney	-	LB	6' 0"	230	Fr.	Jacksonville, Fla.	Mandarin
44	Terius Wheatley	RB	50	Patrick Kearns	-	OL	6' 5"	290	r-Fr.	Adairsville, Ga.	Darlington School
45	TyJuan Garbutt	DE	29	Dalton Keene	-	TE	6' 4"	240	Fr.	Littleton, Colo.	Chatfield
46	Joey Slye	K	68	Connor Kish	-	OL	6' 2"	295	r-So.	Oceanside, Calif.	El Camino
47	Darius Fullwood	DT	70	Kevin Kish	-	OL	6' 2"	292	r-So.	Oceanside, Calif.	El Camino
48	Daniel Griffith	LB	61	Joe Koshuta	-	DL	6' 1"	253	r-So.	Vienna, Va.	Madison
49	Tremaine Edmunds	LB	83	Eric Kumah	1	WR	6' 2"	220	So.	Woodbridge, Va.	Forest Park
50	Patrick Kearns	OL	9	Khalil Ladler	-	DB	5' 11"	180	r-Fr.	Stone Mountain, Ga.	IMG Academy
52	Austin Cannon	OL	33	Deshawn McCleese	-	RB	5' 9"	190	r-So.	Chesapeake, Va.	Oscar Smith
53	Aiden Brown	OL	34	Travon McMillian	2	RB	6' 0"	210	r-Jr.	Woodbridge, Va.	C.D. Hylton
53	Trent Young	LB	99	Vinny Mihota	2	DE	6' 5"	270	r-Jr.	Fredericksburg, Va.	Massaponax
54	Andrew Motuapuaka	LB	18	Raymon Minor	-	DE	6' 2"	245	r-Jr.	Ashland, Va.	Benedictine

		#	NAME	VL	POS	HT	WT	YR	HOMETOWN	HS/LAST SCHOOL	
54	Lecitus Smith	TE									
55	Jarrod Hewitt	DT	77	Demetri Moore	-	OL	6' 6"	302	r-Jr.	Fairborn, Ohio	Huffman
56	Sean Huelskamp	LB	54	Andrew Motuapuaka	3	LB	6' 0"	236	r-Sr.	Virginia Beach, Va.	Salem
57	Wyatt Teller	G	18	Chase Mummau	-	QB	6' 2"	192	r.-Fr.	Mechanicsville, Va.	Lee-Davis
58	Nathan Proctor	DE	12	Henri Murphy	-	WR	5' 10"	190	Jr.	Pine Bluff, Ark.	Dollarway/East Central CC
58	Zack Treser	LB	20	Deon Newsome	2	S	5' 11"	200	r-Sr.	Hampton, Va.	Hampton
59	J'Bril Glaze	DL	69	Yosuah Nijman	2	T	6' 7"	320	Jr.	Maplewood, N.J.	Columbia/Fork Union
60	Silas Dzansi	OL	67	Parker Osterloh	2	T	6' 8"	325	r-Sr.	Williamsburg, Va.	Warhill
61	Kyle Chung	OL	8	Phil Patterson	-	WR	6' 2"	193	r-Fr.	Virginia Beach, Va.	Bayside
61	Joe Koshuta	DL	27	Shawn Payne	-	CB	6' 3"	189	r-Jr.	Chesterfield, Va.	L.C. Bird
62	D'Andre Plantin	OL	32	Steven Peoples	2	RB	5' 9"	220	Jr.	Galax, Va.	Galax
63	Daniel Bailey	OL	80	Colt Pettit	1	TE	6' 3"	265	r-So.	Deshler, Ohio	Patrick Henry
64	Eric Gallo	C	74	Braxton Pfaff	1	OL	6' 5"	308	r-Jr.	Lynchburg, Va.	Liberty Christian Academy
65	Matt Christ	OL	5	Cam Phillips	3	WR	6' 0"	202	Sr.	Laurel, Md.	DeMatha
67	Parker Osterloh	T	88	Kalil Pimpleton	-	WR	5' 8"	170	Fr.	Muskegon, Mich.	Muskegon
68	Connor Kish	OL	62	D'Andre Plantin	-	OL	6' 5"	301	r-So.	Norcross, Ga.	Norcross
69	Yosuah Nijman	T	98	Robert Porcher IV	-	DE	6' 1"	262	Fr.	Orlando, Fla.	Dr. Phillips
70	Kevin Kish	OL	58	Nathan Proctor	-	DE	6' 2"	224	Fr.	Indian Head, Md.	Lackey
71	T.J. Jackson	T	26	Jovonn Quillen	1	DB	6' 0"	187	So.	Hampton, Va.	Hampton
74	Braxton Pfaff	OL	97	Austin Reeves	-	LS	6' 0"	207	Fr.	Huntersville, N.C.	Davidson Day School
75	Zachariah Hoyt	OL	6	Mook Reynolds	2	DB	6' 0"	191	Jr.	Greensboro, N.C.	Northern Guilford
76	Jarrett Hopple	OL	44	Dylan Rivers	-	LB	6' 1"	233	Fr.	Sherando, Va.	Sherando
77	Demetri Moore	OL	2	Tyree Rodgers	-	DB	6' 1"	185	r-Fr.	Camden, N.J.	Camden Catholic
79	Tyrell Smith	OL	15	Sean Savoy	-	WR	5' 9"	188	Fr.	Washington, D.C.	Woodrow Wilson
80	Colt Pettit	TE	29	Ishmiel Seisay	-	DB	5' 9"	195	r-So.	Springfield, Va.	St. Stephen's & St. Agnes
81	Samuel Denmark	WR	4	Tim Settle	1	DT	6' 3"	335	r-So.	Manassas, Va.	Stonewall Jackson
83	Eric Kumah	WR	24	Anthony Shegog	3	LB	6' 2"	230	r-Sr.	Stafford, Va.	North Stafford
85	Chris Cunningham	TE	40	Trey Skeens	-	RB	5' 11"	215	r-So.	Wytheville, Va.	George Wythe
86	C.J. Carroll	WR	46	Joey Slye	3	K	5' 11"	213	Sr.	Stafford, Va.	North Stafford
87	Tre Coghill III	WR	37	Devante Smith	-	DB	6' 1"	202	Fr.	Manassas, Va.	Stonewall Jackson
87	Colton Taylor	LS	54	Lecitus Smith	-	TE	6' 3"	276	Fr.	Fitzgerald, Ga.	Fitzgerald
88	Kalil Pimpleton	WR	79	Tyrell Smith	1	OL	6' 3"	301	r-So.	N. Brunswick, N.J.	Don Bosco Prep/Cushing
89	James Clark	WR	92	Jordan Stout	-	P	6' 2"	182	Fr.	Honaker, Va.	Honaker
89	Damon Hazelton	WR	3	Greg Stroman	3	CB	6' 0"	181	Sr.	Bristow, Va.	Stonewall Jackson
90	Casey Harman	TE	87	Colton Taylor	1	LS	6' 1"	223	r-Sr.	Salem, Va.	Salem
91	Oscar Bradburn	P	96	Jimmie Taylor	-	DT	6' 2"	256	r-Fr.	Jacksonville, N.C.	Southwest-Onslow
92	Jordan Stout	P	57	Wyatt Teller	3	G	6' 5"	315	r-Sr.	Bealeton, Va.	Liberty
93	Brian Johnson	K	39	Tyrone Thornton	-	DB	5' 9"	197	r-So.	Boston, Mass.	Newton South
94	Trevon Hill	DE	58	Zack Treser	-	LB	6' 5"	222	r-So.	Blacksburg, Va.	Blacksburg
96	Jimmie Taylor	DT	8	Ricky Walker	2	DT	6' 2"	300	r-Jr.	Hampton, Va.	Bethel
97	Austin Reeves	LS	28	Bryce Watts	-	DB	6' 0"	167	Fr.	Toms River, N.J.	Toms River North
98	Robert Porcher IV	DE	44	Terius Wheatley	-	RB	6' 0"	192	Fr.	Ann Arbor, Mich.	Pioneer
99	Vinny Mihota	DE	5	Ryan Willis	-	QB	6' 4"	220	Jr.	Overland Park, Kan.	Bishop Miege/Kansas
			53	Trent Young	1	LB	5' 10"	215	r-Jr.	Richmond, Va.	Douglas Freeman

## COACHING STAFF

### SIDELINE

Justin Fuente	Head Coach
Bud Foster	Assoc. Head Coach/Defensive Coordinator/Linebackers
Galen Scott	Assistant Head Coach/Safeties
Vance Vice	Offensive Line
James Shibest	Special Teams Coordinator/Tight Ends
Holmon Wiggins	Wide Receivers
Charley Wiles	Defensive Line

### PRESS BOX

Zohn Burden	Running Backs
Brad Cornelsen	Offensive Coordinator/Quarterbacks
Brian Mitchell	Cornerbacks

## PRONUNCIATION GUIDE

ZOHN Burden (Coach)	ZONN	Vinny MIHOTA	muh-HOE-ta
Matt CHRIST	CRIST	RAYMON Minor	RAY-mahn
Brad CORNELSEN (Coach)	CORNELL-son	Andrew MOTUAPUAKA	mo-TOO-uh-poo-WAH-kuh
ZION DEBOSE	ZEYE-in de-BOHZ	Chase MUMMAU	MOO-ma
Drake DEIULIIS	DUEL-ee-is (like Julius)	YOSUAH NIJMAN	YOSH-u-ah NYJ-man
Silas DZANSI	JAN-zee	Parker OSTERLOH	OH-ster-low
Terrell Edmunds	tuh-RELL	Colt PETTIT	PET-it
Brandon FACYSON	FAY-sin (rhymes with Jason)	Braxton PFAFF	FAFF
HOUSHUN Gaines	HOW-shun	KALIL Pimpleton	kuh-LEEL
J'BRIL Glaze	juh-BRILL	JOVONN Quillen	joe-VAHN
HEZEKIAH Grimsley	hez-eh-KEYE-uh	Sean SAVOY	suh-VOY
JARROD Hewitt	Jared	Ish SEISAY	SEE-say
Sean HUELSKAMP	HULES-camp	Anthony SHEGOG	shih-GOG
DEVON Hunter	DEVIN	James SHIBEST (Coach)	SHE-best
Joe KOSHUTA	co-SHOOT-uh	LECITUS Smith	luh-SEE-tis
Eric KUMAH	COO-muh	Zach TRESER	TRESS-er
KHALIL Ladler	kuh-LEAL	TERIUS Wheatley	TARE-ee-is
Travon McMILLIAN	mick-MILL-en		

# 17 FOOTBALL GAME NOTES

## Unofficial Depth Chart (as of 10/16/17)

		<b>FS</b>		<b>ROVER</b>		<b>DEFENSE</b>	
		22 Te. Edmunds 6-2 • 220 • r-Jr.		21 Floyd 6-0 • 218 • So.			
		9 Ladler 5-11 • 180 • R-Fr.		7 Hunter 6-0 • 216 • Fr.			
<b>RCB</b>		<b>WHIP</b>		<b>MLB</b>		<b>LCB</b>	
31 Facyson 6-2 • 197 • r-Sr.		6 Reynolds 6-0 • 191 • Jr.		54 Motuapuaka 6-0 • 233 • r-Sr.		3 Stroman 6-0 • 181 • Sr.	
36 Alexander 6-3 • 197 • Jr.		20 Newsome 5-11 • 200 • r-Sr.		56 Huelskamp 6-1 • 225 • r-Sr.		28 Watts 6-0 • 167 • Fr.	
		<b>RDE</b>		<b>NT</b>		<b>DT</b>	
		94 Hill 6-3 • 245 • r-So		4 Settle 6-3 • 335 • r-So.		8 Walker 6-2 • 300 • r-Jr.	
		40 Belmar 6-2 • 240 • r-Fr.		96 Taylor 6-2 • 256 • r-Fr.		55 Hewitt 6-1 • 285 • r-Fr.	
						<b>LDE</b>	
						99 Mihota 6-5 • 270 • r-Jr.	
						11 Gaines 6-3 • 245 • r-So.	

## OFFENSE

<b>WR</b>		<b>LT</b>		<b>LG</b>		<b>C</b>		<b>RG</b>		<b>RT</b>		<b>WR</b>	
5 Phillips 6-0 • 202 • Sr.		69 Nijman 6-7 • 320 • Jr.		57 Teller 6-5 • 315 • r-Sr.		64 Gallo 6-2 • 300 • Sr.		74 Pfaff 6-5 • 308 • r-Jr.		61 Chung 6-3 • 302 • r-Sr.		83 Kumah 6-2 • 220 • So.	
19 Grimsley 6-0 • 172 • Fr.		71 T. Jackson 6-6 • 320 • r-Fr.		77 Moore 6-6 • 302 • r-Jr.		75 Hoyt 6-4 • 298 • r-Fr.		62 Plantin 6-5 • 301 • r-So.		79 T. Smith 6-3 • 301 • r-So.		89 Clark 5-10 • 185 • r-Sr.	
<b>WR</b>		<b>RB</b>		<b>QB</b>		<b>TE</b>							
86 Carroll 5-8 • 173 • r-Jr.		32 Peoples 5-9 • 220 • Jr.		17 J. Jackson 6-1 • 215 • r-Fr.		29 Keene 6-4 • 240 • Fr.							
15 Savoy 5-9 • 188 • Fr.		-or-		6 Bush 6-4 • 225 • r-Jr.		-or-							
		34 McMillian 6-0 • 210 • r-Jr.				85 Cunningham 6-2 • 241 • r-So.							

## SPECIALISTS

<b>K</b>		<b>P</b>		<b>KR</b>		<b>PR</b>		<b>KO</b>		<b>H</b>		<b>PS</b>		<b>KS</b>	
46 Slye 5-11 • 213 • Sr.		91 Bradburn 6-1 • 202 • Fr.		34 McMillian 6-0 • 210 • r-Jr.		3 Stroman 6-0 • 180 • Jr.		46 Slye 5-11 • 213 • Sr.		91 Bradburn 6-1 • 202 • Fr.		87 Taylor 6-1 • 223 • r-Sr.		87 Taylor 6-1 • 223 • r-Sr.	
93 Johnson 6-1 • 180 • So.		92 Stout 6-2 • 182 • Fr.		12 Murphy 5-10 • 190 • Jr.		86 Carroll 5-8 • 167 • r-So.		93 Johnson 6-1 • 180 • So.		86 Carroll 5-8 • 173 • r-Jr.		96 Reeves 6-0 • 207 • Fr.		96 Reeves 6-0 • 207 • Fr.	



## VIRGINIA TECH STRATEGIC COMMUNICATIONS

Monday	Tuesday	Wednesday	Thursday	Friday	Saturday	Sunday
Media Interviews 12 P.M. Cassell Media Center ▪ Head Coach Justin Fuente	Media Interviews 1 P.M. Cassell Media Center	ACC Teleconference 11:50 A.M.  ▪ Coach Fuente	No availability  <b>Friday</b> No availability		<b>VT vs. North Carolina</b> ▪ Postgame: Fuente, Foster, select players	No availability

▪ **MONDAY - MEDIA LUNCHEON:** Mondays, media members are invited to Cassell Coliseum to take part in a press conference with Coach Justin Fuente in the Cassell Media Center. A light lunch is served at 11:30 a.m. with interviews beginning at 12 p.m., with Coach Fuente starting at the podium. Coach Fuente will not be available pre-practice on Tuesday.

The press conference will be streamed and archived on the Virginia Tech Athletics Facebook page, Facebook.com/HokieSports. Highlights from the availability will be available on HokieSports.com.

Media may ONLY park in the softball/track lot without a visitor's pass. Tickets will be the responsibility of the offender.

▪ **TUESDAY - MEDIA INTERVIEWS:** Tuesdays, selected individuals will be available pre-practice. These interviews will take place in the Cassell Media Center at approximately 1 p.m.

The press conference will be streamed and archived on Periscope via the Virginia Tech football Twitter account, @VT\_Football. Highlights from the availability will be available on HokieSports.com.

Media may ONLY park in the softball/track lot without a visitor's pass. Tickets will be the responsibility of the offender

▪ **WEDNESDAY - ACC TELECONFERENCE:** The ACC football coaches will be featured on a weekly teleconference, beginning Wednesday, Aug. 30 and continuing each Wednesday until Nov. 15. The final teleconference will be on Tuesday, Nov. 21, due to the Thanksgiving holiday. Each coach will be available for 10 minutes, with Coach Justin Fuente scheduled to start at 11:50 a.m.

Members of the media can secure the number by contacting the ACC office at (336) 851-6062.

▪ **ACC VIDEO CLIP SERVICE:** ACC Advanced Media will utilize the ACC Video Clip Service (AVCS) to provide football highlights and press conference excerpts to broadcast media across the conference footprint. This service will provide video content to media outlets in a more timely fashion, in an easy to access and download format, at no cost. To register for the AVCS contact Scott McBurney, Assistant Commissioner/ACC Advanced Media, at smcburney@theacc.org or call 336.369.4646.

▪ **WWW.HOKIESPORTS.COM:** The official web site of Virginia Tech athletics is home to all the football knowledge you need. Schedules, results, rosters, bios, stats, general releases and game notes can be found here and are always up to date. The Gameday section (only available for home games) has live stats, radio and television coverage information and other pertinent information.

▪ **HOKIESPORTS.COM/MEDIA:** This media-only, password-protected web site is designed to make the media's job easier. Here you will find high-resolution, color head shots of every Tech football player and coach available to download, along with logos and other information.

▪ **HOKIESPORTS.COM/MEDIA/CREDENTIALS:** Tech's online site to request single-game press box or photo credentials. No email requests please!

▪ **WWW.THEACC.COM:** Updated standings, results, schedules, stats and notes are on the site each week during the season.

▪ **WWW.COLLEGEPRESSBOX.COM:** collegepressbox.com is the official media web site for ACC football. Access and download weekly game notes, quotes, stats, media guides and more for the conference and each of its 12 member schools. Login information will be distributed to accredited media or you can apply for a password by sending an e-mail to password@collegepressbox.com.

### JUST VIRGINIA TECH, PLEASE

- While the full name of the school is Virginia Polytechnic Institute and State University, the school is commonly referred to as "Virginia Tech."
- Founded in 1872, as Virginia Agricultural and Mechanical College, the university changed its name to Virginia Polytechnic Institute in 1896.
- Fans of the athletic department, as well as media covering the Hokies, shortened the name to VPI, but it eventually became Virginia Tech.
- The "State University" was added in 1970 to bring the official title to what it is today.
- Those covering Hokie athletics are asked to refer to the university as simply "Virginia Tech."
- **Virginia Tech University, VPI and SU, VPI&SU, VT or VA Tech are not recognized names and should not be used.**

## WHO TO CONTACT

### STRATEGIC COMMUNICATIONS OFFICE

21 Beamer Way  
Room 460, Jamerson Athletic Center  
Blacksburg, Va. 24061  
Office: (540) 231-6726 ▪ Fax: (540) 231-6984

### Virginia Tech Football Contacts

Requests for Coaches, Players  
Associate AD, Strategic Communications  
Pete Moris  
540.231.9965 | morisvt@vt.edu

Requests for Credentials  
Associate Dir., Strategic Communications  
Peter Long  
540.231.3387 | lpetervt@vt.edu

Requests for Photographs  
Director, Photography and Design  
Dave Knachel  
540.231.1838 | dknachel@vt.edu

Requests for Virginia Tech Radio  
Assistant Director of Broadcast Services  
Andrew Allegretta  
540.961.7604 ext. 5  
| andrew.allegretta@img.com

## WHAT IS A HOKIE?

- That's the most frequently asked question regarding Virginia Tech athletics. The answer leads back to 1896 when Virginia Agricultural and Mechanical College changed its name to Virginia Polytechnic Institute.
- With the change came the necessity for writing a new cheer and a contest for such a purpose was held by the student body. Senior O.M. Stull won first prize for his "Old Hokie" yell which still is used today.
- Later, when asked if "Hokie" had any special meaning, Stull explained the words he used had no hidden or symbolic meaning, but had been thought up in an effort to get attention.
- Hokie soon became a nickname for all Tech teams and for those people loyal to Tech athletics.
- Following is the "Old Hokie" yell in its original form:

**Hoki, Hoki, Hoki Hy!  
Tech! Tech! V.P.I.!  
Sola-Rex Sola-Rah  
Polytech-Vir-gin-i-a!!  
Rae, Ri, V.P.I.**

## POSITION NOTES

### QUARTERBACKS

#### #17 JOSH JACKSON

QB | 6-1 | 215 | R-Fr. | Ann Arbor, Mich. | Saline

• Leads all Power Five freshmen QBs with 1,700 passing yards and ranks second with a 159.3 passer rating.

• Threw for 322 yards on 22 of 33 passing with a 53-yard TD pass at Boston College (10/7).

• Has registered six 200+ yard games and two 300+ yard games.

• Virginia Tech's freshmen record holder in 200+ yard passing games (6) and passing TDs (13).

• Completed 29 of 44 passes for 251 yards, his fifth 200+ yard passing performance in as many games, vs. Clemson (9/30).

• Threw for 298 yards on 20 of 30 passing with three TD passes and 29 yards rushing vs. Old Dominion (9/23).

• Threw 99 consecutive passes without an interception to start his career, the longest since Grant Noel's 108 straight pass attempts in starts between 1999-01.

• Completed 24 of 31 passes for 372 yards and threw for five TDs at East Carolina (9/16).

• His five TD passes tied Bryan Randall (vs. Syracuse, 11/9/02) and Jerod Evans (vs. Boston College, 9/17/16) for the most in a single game in program history.

• His 372 yards in the air were the most by a Tech freshman signal caller and the fifth most for any Tech QB since 1987.

• Threw for 222 yards on 16 of 28 passing with two TD passes vs. Delaware (9/9).

• First Tech QB to win first four career starts since Logan Thomas (2011).

• ACC Freshman of the Week (9/18).

• ACC Freshman of the Week (9/5).

• CBS Sports Freshman of the Week (9/5).

• Finished with 235 passing yards and 101 rushing yards with two total TDs vs. West Virginia (9/3).

• First QB to throw for 200+ yards and rush for 100+ yards in a game since Logan Thomas vs. Duke (10/26/13).

• Rushing total vs. WVU was the most for a Tech QB in their first game since 1987 and the most in their first career start since 1997 (Al Clark vs. Rutgers, 11/9).

• Spent the 2016 season redshirting.

• The first true or redshirt freshman QB to start a game for the Hokies since Tyrod Taylor vs. Ohio (9/15/07).

• The first true or redshirt freshman QB to start a season opener for the Hokies since Michael Vick vs. James Madison on 9/4/99.

• Older brother, Jeremy, played WR at Michigan.

• Son of longtime college coach Fred Jackson, whose career included a stint at Michigan (1992-2014).

#### PASSING STATS

YEAR	GP/GS	EFFIC.	CMP	ATT	PCT.	YDS	TD	LNG	INT
2017	6/6	158.18	126	192	65.6	1700	13	70	4

#### RUSHING STATS

YEAR	ATT	YDS	YPC	LNG	TD
2017	55	154	2.8	46	1

#### CAREER HIGHS

Completions	29 vs. Clemson 9/30/17
Attempts	44 vs. Clemson 9/30/17
Passing TDs	5 at East Carolina 9/16/17
Passing Yards	372 at East Carolina 9/16/17
Rushing Attempts	14 at Boston College 10/7/17
Rushing Yards	106 vs. West Virginia 9/3/17
Rushing TDs	1 vs. West Virginia 9/3/17

#### FRESHMEN POWER FIVE LEADERS, PASSER RATING

QB	Team	Pass	TD/INT	Yds	Rating	W-L
Jake Fromm	UGA	67-95	10/2	836	164.4	6-0
Josh Jackson	VT	126-192	13/4	1,700	159.3	5-1
Patrick Ramsey	IND	61-89	6/2	637	146.4	3-2

#### FRESHMEN POWER FIVE LEADERS, PASSER RATING

Quarterback	Team	Yards	Comp %	TDs
Josh Jackson	VT	1,700	65.6	13
Kellen Mond	TAMU	1,225	53.6	7
Sam Ehlinger	Texas	1,178	54.5	6
Chazz Surratt	UNC	1,167	58.8	6

#### #6 AJ BUSH

QB | 6-4 | 225 | R-Jr. | Atlanta, Ga. | Norcross

• Rushed for 31 yards on four carries and completed a 13-yard pass vs. Old Dominion (9/23).

• Ran for 66 yards on five carries at East Carolina (9/16).

• Played in 10 games at Iowa Western CC.

• Passed for 602 yards and three touchdowns.

• Ran the ball for 265 yards and five scores.

• Redshirted as a true freshman at Nebraska.

• Did not see action in two seasons.

• Completed 139-of-259 passes for 2,101 yards and 16 touchdowns as a senior at Norcross HS.

• Rushed for 764 yards and 13 touchdowns.

• Father, Alvin, played football at San Diego State.

#### PASSING STATS

YEAR	GP/GS	EFFIC.	CMP	ATT	PCT.	YDS	TD	LNG	INT
2017	2/0	110.90	2	4	50.0	29	0	16	0

#### RUSHING STATS

YEAR	ATT	YDS	YPC	LNG	TD
2017	9	97	10.8	34	0

#### CAREER HIGHS

Completions	1, 2x; last vs Old Dominion 9/23/17
Attempts	2, 2x; last vs Old Dominion 9/23/17
Passing TDs	
Passing Yards	16 at East Carolina 9/16/17
Rushing Attempts	5 at East Carolina 9/16/17
Rushing Yards	66 at East Carolina 9/16/17
Rushing TDs	

#### #2 HENDON HOOKER

QB | 6-4 | 216 | Fr. | Greensboro, N.C. | Dudley

• Passed for 6,027 yards and 55 touchdowns and rushed for 2,975 yards with 48 touchdowns.

• Three-time all-conference selection.

• Two-time Associated Press All-State team.

• All-State Player of the Year by NC Preps.

• Two-time state champion.

• Named the 2016 championship game MVP after accounting for six TDs.

• Finished his career as Dudley's all-time leading passer.

• Scored more than 1,000 points in basketball and was a three-time All-Metro conference selection.

#### PASSING STATS

YEAR	GP/GS	EFFIC.	CMP	ATT	PCT.	YDS	TD	LNG	INT
2017	0/0	0	0	0	.000	0	0	0	0

#### RUSHING STATS

YEAR	ATT	YDS	YPC	LNG	TD
2017	0	0	0	0	0

#### CAREER HIGHS

Completions	
Attempts	
Passing TDs	
Passing Yards	
Rushing Attempts	
Rushing Yards	
Rushing TDs	

### RUNNING BACKS

#### #32 STEVEN PEOPLES

RB | 5-9 | 220 | Jr. | Galax, Va. | Galax

• DNP vs. Clemson (9/30) and Boston College (10/7) due to an ankle injury.

• Caught three passes for 73 yards with two receiving TDs and rushed 13 times for 62 yards with a rushing TD vs. Old Dominion (9/23).

• Carried the ball eight times for 26 yards and had a 1-yard TD run at East Carolina (9/16).

• Set career-highs with 13 carries and 39 rushing yards vs. West Virginia (9/3).

• Had a career-long rush of 11 yards vs. WVU.

• Caught a pass for 27 yards at Syracuse (10/15/16).

• Had a 13 yard TD catch vs. Miami (10/20/17).

• Recorded 11 rushes for 32 yards and a TD at Notre Dame (11/19/16).

#### CAREER STATS

YEAR	GP/GS	ATT	YDS	YPC	LNG	TD	REC	YDS	YPC	TD
2015	13/0	0	0	0	0	0	0	0	0	0
2016	14/6	16	60	3.8	7	1	2	40	20.0	1
2017	4/1	36	133	3.7	12	2	3	73	24.3	2
TOTALS	31/7	52	193	3.7	12	3	5	113	22.6	3

#### CAREER HIGHS

Rushes	13, 2x; last vs Old Dominion 9/23/17
Rushing Yards	62 vs Old Dominion 9/23/17
Rushing TDs	1, 3x; last vs Old Dominion 9/23/17
Receptions	3 vs Old Dominion 9/23/17
Receiving Yards	73 vs Old Dominion 9/23/17
Long Rush	12 vs Old Dominion 9/23/17

#### #34 TRAVON McMILLIAN

RB | 6-0 | 210 | R-Jr. | Woodbridge, Va. | C.D. Hylton

• Carried the ball 17 times for 88 yards and registered a 23-yard rushing TD at Boston College (10/7).

• Has recorded five career 100-yard rushing games.

• Averaged 5.9 yards per carry vs. Old Dominion (9/23).

• Had 11 carries for 72 yards and posted a career-long 70 yard TD reception at East Carolina (9/16).

• Registered his 20th career TD on a four-yard catch vs. Delaware (9/9).

• Rushed for 34 yards on nine carries vs. West Virginia (9/3).

• 2015 Third Team All-ACC (ACCSMA)

• 2015 Honorable Mention All-ACC (Coaches)

• Registered two scores on seven carries for 37 yards vs. Clemson (12/3/16).

#### CAREER STATS

YEAR	GP/GS	ATT	YDS	YPC	LNG	TD	REC	YDS	YPC	TD
2015	13/7	200	1043	5.2	63	7	12	64	5.3	1
2016	14/7	145	671	4.6	69	7	11	114	10.4	3
2017	6/5	55	279	5.1	23	2	6	97	16.2	2
TOTALS	33/19	400	1993	5.0	69	15	28	275	9.5	6

#### CAREER HIGHS

Rushes	33 at Boston College, 10/31/15
Rushing Yards	142 vs. Duke, 10/24/15
Rushing TDs	1, 16x
Receptions	3, at Miami, 10/17/15
Receiving Yards	70 at East Carolina 9/16/17
Long Rush	69 vs. Tennessee, 9/10/16

#### #33 DESHAWN MCCLEAVE

RB | 5-9 | 220 | R-So. | Chesapeake, Va. | Oscar Smith

• Rushed for 35 yards on nine carries vs. Old Dominion (9/23).

• Ran the ball 11 times for 55 yards at East Carolina (9/16).

• Set career-highs with eight carries and 51 rushing yards to go along with a 12-yard TD run vs. West Virginia (9/3).

• Played in one game in 2016 after suffering a season-ending shoulder injury.

• Recorded eight rushes for 27 yards vs. Liberty (9/3/16).

• Redshirted as a true freshman.

#### CAREER STATS

YEAR	GP/GS	ATT	YDS	YPC	LNG	TD	REC	YDS	YPC	TD
2016	1/0	8	27	3.4	7	0	0	0	0	0
2017	6/0	38	159	4.2	16	2	6	53	8.8	0
TOTALS	7/0	46	186	4.0	16	2	6	53	8.8	0

#### CAREER HIGHS

Rushes	11 at East Carolina 9/16/17
Rushing Yards	55 at East Carolina 9/16/17
Rushing TDs	1, 2x; last vs Old Dominion 9/23/17
Receptions	2 vs Old Dominion 9/23/17
Receiving Yards	23 vs Old Dominion 9/23/17
Long Rush	16 at East Carolina 9/16/17

### WIDE RECEIVERS

#### #5 CAM PHILLIPS

WR | 6-0 | 202 | Sr. | Laurel, Md. | DeMatha

• Collected 74 receiving yards on seven catches vs. Clemson (9/30).

• Caught seven passes for 106 yards, his fifth career 100-yard receiving game, vs. Old Dominion (9/23).

• Holds the program record with 33 consecutive games with a reception.

- Recorded 14 catches for 189 yards with three TD catches, his first career multi-TD game, at East Carolina (9/16).
- His 14 catches vs. East Carolina set a new VT single-game record.
- Had six catches for 90 yards and a 28-yard TD reception vs. Delaware (9/9).
- ACC Receiver of the Week (9/18).**
- ACC Receiver of the Week (9/5).**
- Caught seven passes for 138 yards and had a 32-yard TD catch vs. West Virginia (9/3).
- 2017 Preseason All-ACC Football Team**
- 2017 Bilitnekoff Award Watch List**
- 2016 Belk Bowl MVP**
- 2016 ACC All-Bowl Team (ESPN)**
- 2016 Second Team All-ACC (Pro Football Focus)**
- Recorded 140 rushing yards on 30 attempts in 2016.
- Made three tackles, blocked a kick and returned five punts with a long of 15 yards on special teams.**

**CAREER STATS**

YEAR	GP/GS	REC	YDS	YPC	LNG	TD
2014	13/9	40	498	12.5	36	3
2015	13/10	49	582	11.9	60	2
2016	14/13	76	983	12.9	55	5
2017	6/6	42	608	14.5	45	5
<b>TOTALS</b>	<b>46/38</b>	<b>207</b>	<b>2671</b>	<b>12.9</b>	<b>60</b>	<b>15</b>

**CAREER HIGHS**

<b>Receptions</b>	14 at East Carolina 9/16/17
<b>Receiving Yards</b>	189 at East Carolina 9/16/17
<b>Receiving TDs</b>	3 at East Carolina 9/16/17
<b>Long Catch</b>	60 at East Carolina, 9/26/16

**VIRGINIA TECH RECORD BOOK**

**Career Receiving Yards**

Player	Years	Yards
1. Isaiah Ford	2014-	2,967
2. Jarrett Boykin	2008-11	2,884
<b>3. Cam Phillips</b>	<b>2014</b>	<b>2,671</b>
4. Danny Coale	2008-11	2,658
5. Ricky Scales	1972-74	2,272

**Career Receptions**

Players	Years	Rec.
1. Isaiah Ford	2014-	210
<b>2. Cam Phillips</b>	<b>2014-</b>	<b>207</b>
3. Jarrett Boykin	2008-11	184
4. Danny Coale	2008-11	165
5. Bucky Hodges	2014-	133

**Career TD Catches**

Players	Years	Rec.
7. Josh Morgan	2004-07	16
8. Sidney Snell	1978-80	15
<b>Cam Phillips</b>	<b>2014-</b>	<b>15</b>
9. Marcus Davis	2009-12	13
10. Eddie Royal	2004-07	12

**#86 C.J. CARROLL**

- WR | 5-8 | 173 | R-Jr. | Olney, Md. | Our Lady of Good Counsel
- DNP at Boston College (10/7) due to an injury.
  - Caught three passes for 45 yards vs. Clemson (9/30).
  - Posted his first career TD on a five-yard catch vs. Old Dominion (9/23).
  - Had 56 yards receiving on three receptions vs. Delaware (9/9).
  - Caught two passes for 13 yards vs. West Virginia (9/3)
  - Appeared in 13 games, making one start as a redshirt sophomore in 2016.
  - Was awarded a scholarship at the conclusion of the 2016 season.**

**CAREER STATS**

YEAR	GP/GS	REC	YDS	YPC	LNG	TD
2015	2/0	0	0	0	0	0
2016	13/1	18	258	14.3	62	0
2017	5/1	10	124	12.4	35	1
<b>TOTALS</b>	<b>20/2</b>	<b>28</b>	<b>382</b>	<b>13.6</b>	<b>62</b>	<b>1</b>

**CAREER HIGHS**

<b>Receptions</b>	5 vs. Georgia Tech, 11/12/16
<b>Receiving Yards</b>	80 at Notre Dame, 11/19/16
<b>Receiving TDs</b>	1 vs Old Dominion 9/23/17
<b>Long Catch</b>	62 at Notre Dame, 11/19/16

**#15 SEAN SAVOY**

- WR | 5-9 | 188 | Fr. | Washington, D.C. | Woodrow Wilson
- Caught nine passes for 139 yards, both career highs, and hauled in a 53-yard TD pass at Boston College (10/7).
  - His 139 receiving yards were the most by a VT true freshman since 1987.**
  - His 139 receiving yards vs. the Eagles marked his first career 100-yard receiving game.
  - ACC Rookie of the Week (10/9).**
  - Caught a 30-yard TD pass and had a six-yard TD run, his first multi-TD game, vs. Clemson (9/30).**
  - Had one carry for 11 yards and caught two passes for 28 yards vs. Old Dominion (9/23).
  - Racked up 30 yards receiving on four catches and registered his first career TD catch at East Carolina (9/16).
  - Finished second on the team with 63 receiving yards on four catches vs. Delaware (9/9).
  - Had four catches for 42 yards vs. West Virginia (9/3).
  - Registered 949 receiving yards, 320 rushing yards and 22 total touchdowns as a senior.
  - Offensive MVP of the 2016 DCIAA championship game.
  - Two-time All-Met selection.

**CAREER STATS**

YEAR	GP/GS	REC	YDS	YPC	LNG	TD
2017	6/5	27	337	12.5	53	3

**CAREER HIGHS**

<b>Receptions</b>	9 at Boston College 10/7/17
<b>Receiving Yards</b>	139 at Boston College 10/7/17
<b>Receiving TDs</b>	1, 3x; last at Boston College 10/7/17

**#12 HENRI MURPHY**

- WR | 5-10 | 190 | Jr. | Pine Bluff, Ark. | Dollarway
- Caught three passes for 40 yards at Boston College (10/7).
  - Registered three catches for 43 yards vs. Clemson (9/30).
  - Caught one pass for 17 yards and had a 30-yard kick return vs. Old Dominion (9/23).
  - Caught two passes for 29 yards at East Carolina (9/16).
  - Played in 13 games as a sophomore.
  - Carried the ball one time for three yards.
  - Caught three passes for 29 yards.
  - Returned 12 kicks for 321 yards with a long return of 47.
  - Transferred to Virginia Tech from East Central Community College in Decatur, Mississippi.**
  - Caught 14 passes for 257 yards and two TDs in 2015.
  - Two-time state champion and Gatorade male track and field athlete of the year in Arkansas at Dollarway HS.**

**RECEIVING**

YEAR	GP/GS	REC	YDS	YPC	LNG	TD
2016	13/0	3	29	9.7	12	0
2017	4/2	9	129	14.3	26	0
<b>TOTALS</b>	<b>17/2</b>	<b>12</b>	<b>158</b>	<b>13.2</b>	<b>26</b>	<b>0</b>

**KICK RETURNS**

YEAR	RET	YDS	YPR	TD	LNG
2016	12	321	26.8	0	47
2017	5	113	22.6	0	30
<b>TOTALS</b>	<b>17</b>	<b>434</b>	<b>25.5</b>	<b>0</b>	<b>47</b>

**CAREER HIGHS**

<b>Receptions</b>	3, 2x; last at Boston College 10/7/17
<b>Receiving Yards</b>	43 vs. Clemson 9/30/17
<b>Receiving TDs</b>	
<b>Kick Returns</b>	5 vs. Clemson, 12/13/16
<b>Kick Return Yards</b>	108 vs. Clemson, 12/13/16
<b>Long Return</b>	47 vs. Arkansas, 12/29/16

**#19 HEZEKIAH GRIMSLEY**

- WR | 6-0 | 172 | Fr. | Williamsburg, Va. | Lafayette
- Notched his first career catch at East Carolina (9/16).
  - Earned all-state honors on offense, defense and special teams as a senior.
  - 2016 Virginia Gazette Football Player of the Year.
  - 2016 USA Today all-state second-team.
  - Totalled 949 receiving yards and 12 touchdowns.
  - Returned six kickoffs for touchdowns.

**CAREER STATS**

YEAR	GP/GS	REC	YDS	YPC	LNG	TD
2017	5/0	2	20	10.0	13	0

**CAREER HIGHS**

<b>Receptions</b>	1, 2x vs Old Dominion 9/23/17
<b>Receiving Yards</b>	13 vs Old Dominion 9/23/17
<b>Receiving TDs</b>	

**#88 KALIL PIMPLETON**

- WR | 5-8 | 170 | Fr. | Muskegon, Mich. | Muskegon
- 2016 Muskegon Chronicle's Football Player of the Year.
  - One of five finalists for the MLive.com Michigan High School Football Player of the Year award.
  - Produced more than 2,800 total yards and 43 touchdowns for the Big Reds in his career.

**CAREER STATS**

YEAR	GP/GS	REC	YDS	YPC	LNG	TD
2017	3/0	0	0	0	0	0

**CAREER HIGHS**

<b>Receptions</b>	
<b>Receiving Yards</b>	
<b>Receiving TDs</b>	

**#83 ERIC KUMAH**

- WR | 6-2 | 220 | So. | Woodbridge, Va. | Forest Park
- Set career highs with four catches and 53 receiving yards at Boston College (10/7).
  - Registered three catches for 17 yards vs. Clemson (9/30).
  - Tallied his first career reception vs. Old Dominion (9/23).
  - Appeared in 13 games as a true freshman.
  - Rated as a four-star recruit by ESPN Football Recruiting and ranked the No. 67 wide receiver in the country and the No. 8 player in the state as a high school senior.

**RECEIVING**

YEAR	GP/GS	REC	YDS	YPC	LNG	TD
2016	13/0	0	0	0	0	0
2017	6/2	8	75	9.4	23	0
<b>TOTALS</b>	<b>19/2</b>	<b>8</b>	<b>75</b>	<b>9.4</b>	<b>23</b>	<b>0</b>

**CAREER HIGHS**

<b>Receptions</b>	4 at Boston College 10/7/17
<b>Receiving Yards</b>	53 at Boston College 10/7/17
<b>Receiving TDs</b>	

**#89 JAMES CLARK**

- WR | 5-10 | 185 | r-Sr. | New Smyrna Beach, Fla. | New Smyrna Beach
- Caught a career-long 34 yard pass at East Carolina (9/16).
  - Registered his first catch as a Hokie vs. Delaware (9/9).
  - Returned three kicks for 93 yards including a 44-yard return vs. West Virginia (9/3).
  - Graduate transfer from Ohio State.
  - Played in three games as a redshirt freshman for the CFP National Champions.
  - Played in all 13 games as a redshirt junior.
  - Registered six catches for 47 yards.
  - Also ran on the track team where he was a part of the second-fastest 4x100-meter relay team in school history.

**RECEIVING**

YEAR	GP/GS	REC	YDS	YPC	LNG	TD
2014	3/0	0	0	0	0	0
2015	12/0	0	0	0	0	0
2016	13/0	6	47	7.8	12	0
2017	3/1	2	42	21.0	34	0
<b>TOTALS</b>	<b>31/1</b>	<b>8</b>	<b>89</b>	<b>11.1</b>	<b>34</b>	<b>0</b>

**CAREER HIGHS**

<b>Receptions</b>	1, 2x; last at East Carolina 9/16/17
<b>Receiving Yards</b>	34 at East Carolina 9/16/17
<b>Receiving TDs</b>	

**TIGHT ENDS**

**#29 DALTON KEENE**

- TE | 6-4 | 240 | Fr. | Littleton, Colo. | Chatfield
- Set career highs with four catches and 66 receiving yards at Boston College (10/7).
  - Tallied two catches vs. Clemson (9/30).
  - Posted a 10-yard catch vs. Old Dominion (9/23).
  - Caught his first career pass for 14 yards at ECU (9/16).
  - Enrolled in January, went through spring drills and played in the spring game.

# 17 FOOTBALL GAME NOTES

\*Rated as a four-star prospect by 24/7Sports and rated as the fifth-best player in the state of Colorado.  
 \*Father, Wesley, was college roommate with VT defensive line coach and Keene's co-primary recruiter, Charley Wiles.

## CAREER STATS

YEAR	GP/GS	REC	YDS	YPC	LNG	TD
2017	6/6	8	94	11.8	29	0

## CAREER HIGHS

<b>Receptions</b>	4 at Boston College 10/7/17
<b>Receiving Yards</b>	66 at Boston College 10/7/17
<b>Receiving TDs</b>	

## #85 CHRIS CUNNINGHAM

TE | 6-2 | 241 | R-So. | Jacksonville, Fla. | Atlantic Coast

\*Posted a 26-yard reception vs. Old Dominion (9/23).  
 \*Caught a 39-yard pass, Tech's longest of the game, vs. West Virginia (9/3).  
 \*Played in 12 games, making two starts in 2016.  
 \*Registered 48 receiving yards and six catches, four for touchdowns, last season.

## CAREER STATS

YEAR	GP/GS	REC	YDS	YPC	LNG	TD
2016	12/2	6	48	8.0	13	4
2017	6/1	2	65	32.5	39	0
<b>TOTALS</b>	<b>18/3</b>	<b>8</b>	<b>113</b>	<b>14.1</b>	<b>39</b>	<b>4</b>

## CAREER HIGHS

<b>Receptions</b>	1, 7x
<b>Receiving Yards</b>	39 vs. West Virginia 9/3/17
<b>Receiving TDs</b>	1, 4x
<b>Long Catch</b>	39 vs. West Virginia 9/3/17

## OFFENSIVE LINE

### #64 ERIC GALLO

C | 6-2 | 300 | Sr. | Richboro, Pa. | Council Rock South

\*Started at center at Boston College (10/7), his 17th consecutive start.  
 \*2017 Skelton Award winner, the Tech athletic department's highest academic honor.  
 \*A finance major that has completed two internships with the Wadsworth group at Morgan Stanley.

## CAREER STATS

YEAR	GP/GS
2014	3/0
2015	13/13
2016	13/12
2017	6/6
<b>TOTALS</b>	<b>35/31</b>

### #57 WYATT TELLER

LG | 6-5 | 315 | R-Sr. | Bealeton, Va. | Liberty

\*Started at left guard at Boston College (10/7), his 18th consecutive start.  
 \*2017 Preseason All-ACC Football Team  
 \*2016 Honorable Mention All-ACC (Coaches, ACSMA)  
 \*2016 First Team All-ACC (Pro Football Focus)  
 \*Ranks second on the offense behind WR Cam Phillips with 30 career starts.

## CAREER STATS

YEAR	GP/GS
2014	13/6
2015	13/12
2016	14/12
2017	6/6
<b>TOTALS</b>	<b>46/36</b>

### #69 YOSUAH NIJMAN

LT | 6-7 | 320 | Jr. | Maplewood, N.J. | Columbia

\*Has started in 20 straight games at LT.  
 \*Appeared in all 14 games at left tackle last season, making 14 starts.  
 \*Studied abroad over the summer in Rwanda as part of the class UAP 3984: Sport, Policy and Society.

## CAREER STATS

YEAR	GP/GS
2015	12/0
2016	14/14
2017	6/6
<b>TOTALS</b>	<b>32/20</b>

### #74 BRAXTON PFAFF

OL | 6-5 | 308 | R-Jr. | Lynchburg, Va. | Liberty Christian Academy

\*Has started in all five games this season  
 \*Played in a career-high nine games last season.

## CAREER STATS

YEAR	GP/GS
2014	1/0
2015	2/0
2016	9/0
2017	6/6
<b>TOTALS</b>	<b>18/6</b>

### #61 KYLE CHUNG

OL | 6-3 | 302 | Sr. | Ponte Vedra Beach, Fla. | Ponte Vedra

\*Has started in all five games this season  
 \*Played in six games in 2016, making two starts.  
 \*Started against Tennessee and Boston College.  
 \*Has battled injuries most of his career.  
 \*Father, Eugene, was an All-American offensive lineman at Virginia Tech and a first round NFL draft pick who now coaches in the NFL.

## CAREER STATS

YEAR	GP/GS
2014	1/0
2015	4/1
2016	6/2
2017	6/6
<b>TOTALS</b>	<b>17/9</b>

### #71 T.J. JACKSON

LT | 6-6 | 320 | R-Fr. | Cumberland, Va. | Cumberland County

\*Redshirted as a true freshman  
 \*A consensus three-star prospect by Rivals, ESPN and 24/7.

## CAREER STATS

YEAR	GP/GS
2017	1/0

### #52 AUSTIN CANNON

LG | 6-2 | 314 | R-Fr. | Mechanicsville, Va. | Atlee

\*Prepped at Fork Union Military Academy.  
 \*First-team All-Metro and all-conference as a senior.  
 \*Won three state titles in track and field in the discus and indoor and outdoor shotput.

## CAREER STATS

YEAR	GP/GS
2017	2/0

### #75 ZACHARIAH HOYT

C | 6-4 | 298 | R-Fr. | Salem, Va. | Salem

\*Redshirted last season.  
 \*Enrolled in the spring on 2016 and participated in spring practice.  
 \*Ranked as the No. 22 center nationally by 247Sports.  
 \*Ranked as the No. 49 prospect overall in Virginia by 247Sports.

## CAREER STATS

YEAR	GP/GS
2017	2/0

### #79 TYRELL SMITH

OL | 6-3 | 301 | R-So. | North Brunswick, N.J. | Don Bosco Prep

\*Appeared in all 14 games as a redshirt freshman.  
 \*Was second string right tackle for most of the season.

## CAREER STATS

YEAR	GP/GS
2016	14/0

2017 6/0

TOTALS 20/0

## DEFENSIVE LINE

### #99 VINNY MIHOTA

DE | 6-5 | 270 | R-Jr. | Fredericksburg, Va. | Massaponax

\*Had four tackles at Boston College (10/7).  
 \*Posted four tackles, 2.0 TFL and 0.5 sacks vs. Delaware (9/9).  
 \*The lone returning starter on the defensive line for the Hokies.  
 \*Sat out the spring after undergoing shoulder surgery at the conclusion of the 2016 season.  
 \*Tallied six tackles and blocked a kick at Syracuse (10/15/16).  
 \*Had 2.0 sacks, 2.5 TFL and five tackles against vs. Miami (10/20/16).  
 \*Collected four tackles and 0.5 TFL at Pitt (10/27/16).  
 \*Recorded 10 tackles vs. Georgia Tech (11/12/16).  
 \*Tallied two tackles and broke up two passes in the ACC Championship game vs. Clemson (12/3/16).

## CAREER STATS

YEAR	GP/GS	UA	A	TTL	TFL-YDS	SCK-YDS	PD	QBH
2015	12/1	4	8	12	2.5-9	1.0-5	0	0
2016	13/13	20	23	43	7.0-23	2.0-16	3	3
2017	6/6	5	9	14	2.0-7	0.5-2	0	0
<b>TOTALS</b>	<b>31/20</b>	<b>29</b>	<b>40</b>	<b>69</b>	<b>11.5-39</b>	<b>3.5-23</b>	<b>3</b>	<b>3</b>

## CAREER HIGHS

<b>Tackles</b>	10 vs. Georgia Tech, 11/12/16
<b>Sacks</b>	2.0 vs. Miami, 10/20/16
<b>Tackles for Loss</b>	2.5 vs. Miami, 10/20/16
<b>Forced Fumble</b>	1 vs. North Carolina, 11/21/16

### #8 RICKY WALKER

DT | 6-2 | 300 | R-Jr. | Hampton, Va. | Bethel

\*Tallied six tackles, 2.5 TFL and a QB hurry at Boston College (10/7).  
 \*Tied for second on the team with five tackles vs. Old Dominion (9/23).  
 \*Had 0.5 TFL and hurried the QB three times at East  
 \*Had 0.5 TFL and hurried the QB three times at East Carolina (9/16).  
 \*Registered four tackles and 0.5 TFL vs. Delaware (9/3).  
 \*Had two tackles, 0.5 TFL and a QB hurry vs. West Virginia (9/3).  
 \*Collected three tackles, 2.5 TFL and broke up a pass vs. East Carolina (9/24/16).  
 \*Had three tackles and 0.5 sacks in his first career start vs. Miami (10/20/16).  
 \*Posted two tackles and 0.5 TFL vs. Clemson (12/3/16).  
 \*Registered starts vs. Miami, Pitt, Georgia Tech and Notre Dame.  
 \*Older brother, Rijo, was a four-year letterwinner at UVA and now serves as Team Operations Coordinator on the College Football Playoff committee.

## CAREER STATS

YEAR	GP/GS	UA	A	TTL	TFL-YDS	SCK-YDS	PD	QBH
2014	11/0	1	8	9	1.0-5	0.0-0	0	0
2016	14/4	10	18	28	6.5-25	1.5-14	4	4
2017	6/6	8	14	22	4.0-8	0.0-0	0	5
<b>TOTALS</b>	<b>31/10</b>	<b>19</b>	<b>40</b>	<b>59</b>	<b>11.5-38</b>	<b>1.5-14</b>	<b>4</b>	<b>10</b>

## CAREER HIGHS

<b>Tackles</b>	6 at Boston College 10/7/17
<b>Sacks</b>	1.0 at Duke, 11/5/16
<b>Tackles for Loss</b>	2.5, 2x; last at Boston College 10/7/17
<b>Forced Fumble</b>	

### #4 TIM SETTLE

DT | 6-3 | 335 | R-So. | Manassas, Va. | Stonewall Jackson

\*Posted five tackles and 2.0 TFL at Boston College (10/7).  
 \*Racked up six tackles, 1.5 TFL and 1.0 sack vs. Clemson (9/30).  
 \*Had three tackles and 0.5 TFL vs. Old Dominion (9/23).  
 \*Tallied 1.0 TFL and a pass breakup vs. Delaware (9/9).  
 \*Posted two tackles, a QB hurry and his first career sack vs. West Virginia (9/3).  
 \*2017 Piesman Trophy Watch List  
 \*Collected 17 tackles and seven TFL as a backup defensive tackle.

- Had three tackles and 1.5 TFL vs. Tennessee (9/10/16).
- Posted two tackles, 0.5 TFL and blocked a field goal attempt vs. East Carolina (9/24/16).
- Matched his career-high with 1.5 TFL vs. Clemson (12/3/16).

**CAREER STATS**

YEAR	GP/GS	UA	A	TTL	TFL-YDS	SCK-YDS	PD	QBH
2016	14/0	7	10	17	7.0-16	0.0-0	0	2
2017	6/6	9	9	18	6.0-16	2.0-5	1	1
<b>TOTALS</b>	<b>20/6</b>	<b>16</b>	<b>19</b>	<b>35</b>	<b>13.0-32</b>	<b>2.0-5</b>	<b>1</b>	<b>3</b>

**CAREER HIGHS**

<b>Tackles</b>	6 vs. Clemson, 9/30/17
<b>Sacks</b>	1 2x; vs. Clemson, 9/30/17
<b>Tackles for Loss</b>	2.0 at Boston College 10/7/17
<b>Forced Fumble</b>	

**#94 TREVON HILL**

DE | 6-3 | 245 | R-So. | Virginia Beach, Va. | Salem

- Collected six tackles, 1.5 TFL and one sack vs. Clemson (9/30).
- Had three tackles, a sack and matched his career-high with 2.0 TFL at East Carolina (9/16).
- Racked up three tackles, 1.5 TFL and recovered a fumble vs. Delaware (9/9).
- Tallied four tackles, two QB hurries and had his first career interception vs. West Virginia (9/30).
- Second string defensive end as a redshirt sophomore.
- Had 1.5 sacks in his first career start vs. Miami (10/20/16).
- Started at DE and registered four tackles in the Belk Bowl vs. Arkansas (12/29/16).

**CAREER STATS**

YEAR	GP/GS	UA	A	TTL	TFL-YDS	SCK-YDS	PD	QBH
2016	14/2	17	20	37	6.0-20	2.5-11	0	4
2017	6/6	11	11	22	5.0-28	2.0-16	1	5
<b>TOTALS</b>	<b>20/8</b>	<b>28</b>	<b>31</b>	<b>59</b>	<b>11.0-48</b>	<b>4.5-27</b>	<b>1</b>	<b>9</b>

**CAREER HIGHS**

<b>Tackles</b>	6, 2x; vs. Clemson, 9/30/17
<b>Sacks</b>	1.5 vs. Miami, 10/20/16
<b>Tackles for Loss</b>	2.0, 2x last at East Carolina 9/16/17
<b>Forced Fumble</b>	

**#11 HOUSHUN GAINES**

DE | 6-3 | 245 | R-So. | Rocky Mount, N.C. | Nash Central

- Tallied his first career pass breakup vs. ODU (9/23).
- Had two tackles vs. West Virginia (9/3).
- Played in 12 games as a redshirt freshman.
- Registered tackles against East Carolina, North Carolina, Miami, Virginia and Clemson in the ACC Championship game.

**CAREER STATS**

YEAR	GP/GS	UA	A	TTL	TFL-YDS	SCK-YDS	PD	QBH
2016	12/0	0	5	5	0.5-1	0.5-1	0	0
2017	5/0	2	2	4	0.0-0	0.0-0	1	1
<b>TOTALS</b>	<b>17/0</b>	<b>2</b>	<b>7</b>	<b>9</b>	<b>0.5-1</b>	<b>0.5-1</b>	<b>1</b>	<b>1</b>

**CAREER HIGHS**

<b>Tackles</b>	2 vs. West Virginia 9/3/17
<b>Sacks</b>	0.5 vs. East Carolina, 9/24/16
<b>Tackles for Loss</b>	0.5 vs. East Carolina, 9/24/16
<b>Forced Fumble</b>	

**#47 DARIUS FULLWOOD**

DT | 6-3 | 282 | R-So. | College Park, Md. | Our Lady of Good Counsel

- Played in three games as a redshirt freshman.

**CAREER STATS**

YEAR	GP/GS	UA	A	TTL	TFL-YDS	SCK-YDS	PD	QBH
2016	3/0	0	0	0	0.0-0	0.0-0	0	0
2017	6/0	0	0	0	0.0-0	0.0-0	0	0
<b>TOTALS</b>	<b>9/0</b>	<b>0</b>	<b>0</b>	<b>0</b>	<b>0.0-0</b>	<b>0.0-0</b>	<b>0</b>	<b>0</b>

**#96 JIMMIE TAYLOR**

DT | 6-3 | 256 | R-Fr. | Jacksonville, N.C. | Southwest-Onslow

- Had his first tackle of the season vs. Delaware (9/9).
- Played in two games in 2016.
- Made a tackle in his collegiate debut vs. Liberty (9/3/16).
- Made one tackle vs. Tennessee (9/10/16).

**CAREER STATS**

YEAR	GP/GS	UA	A	TTL	TFL-YDS	SCK-YDS	PD	QBH
2016	2/0	0	2	2	0.5-1	0.0-0	0	0
2017	4/0	1	1	2	0.5-1	0.0-0	0	0
<b>TOTALS</b>	<b>6/0</b>	<b>1</b>	<b>3</b>	<b>4</b>	<b>1.0-2</b>	<b>0.0-0</b>	<b>0</b>	<b>0</b>

**CAREER HIGHS**

<b>Tackles</b>	1, 3x; last vs. Delaware 9/9/17
<b>Sacks</b>	
<b>Tackles for Loss</b>	0.5, 2x; last at East Carolina 9/16/17
<b>Forced Fumble</b>	

**#55 JARROD HEWITT**

DT | 6-1 | 285 | R-Fr. | Venice, Fla. | Venice

- Tallied three tackles and 0.5 TFL vs. Old Dominion (9/23).
- Had three tackles, 1.0 TFL and recovered a fumble at East Carolina (9/16).
- Registered his first-career tackle vs. Delaware (9/9).
- Redshirted in 2016.
- Rated a three-star recruit by 247Sports, ESPN and Scout

**CAREER STATS**

YEAR	GP/GS	UA	A	TTL	TFL-YDS	SCK-YDS	PD	QBH
2017	5/0	2	5	7	1.5-3	0.0-0	0	1

**CAREER HIGHS**

<b>Tackles</b>	3, 2x last vs Old Dominion 9/23/17
<b>Sacks</b>	
<b>Tackles for Loss</b>	1.0 at East Carolina 9/16/17
<b>Forced Fumble</b>	

**#40 EMMANUEL BELMAR**

DE | 6-2 | 240 | R-Fr. | Suwanee, Ga. | Collins Hill

- Was in on tackles vs. Clemson (9/30) and Boston College (10/7).
- Redshirted as a true freshman.
- Rated a 3-star recruit by ESPN, 247Sports, and Rivals.

**CAREER STATS**

YEAR	GP/GS	UA	A	TTL	TFL-YDS	SCK-YDS	PD	QBH
2017	4/0	0	2	2	0.0-0	0.0-0	0	1

**CAREER HIGHS**

<b>Tackles</b>	1, 2x; last at Boston College 10/7/17
<b>Sacks</b>	
<b>Tackles for Loss</b>	
<b>Forced Fumble</b>	

**LINEBACKERS**

**#54 ANDREW MOTUAPUAKA**

LB | 6-0 | 236 | R-Sr. | Virginia Beach, Va. | Salem

- Had six tackles, 0.5 TFL, a forced fumble and a pass breakup at Boston College (10/7).
- Collected nine tackles vs. Clemson (9/30).
- Racked up three tackles, a sack and pass breakup vs. Old Dominion (9/23).
- Posted six tackles, 1.5 TFL and 0.5 sacks at East Carolina (9/16).
- Has six career fumble recoveries.
- Credited with eight tackles and 0.5 TFL vs. Delaware (9/9).
- ACC Linebacker of the Week (9/5)
- Led the team with 12 tackles and posted a sack vs. West Virginia (9/3).
- 2016 Second Team All-ACC (Coaches)
- 2016 Third Team All-ACC (ACSMA)

**CAREER STATS**

YEAR	GP/GS	UA	A	TTL	TFL-YDS	SCK-YDS	PD	QBH
2014	12/4	27	27	54	4.0-11	2.0-8	0	1
2015	11/11	41	32	73	11.5-49	4.0-39	4	4
2016	14/14	52	62	114	5.5-22	2.0-11	7	5
2017	6/6	22	22	44	4.5-11	2.5-8	1	4
<b>TOTALS</b>	<b>43/35</b>	<b>142</b>	<b>143</b>	<b>285</b>	<b>25.5-93</b>	<b>10.5-66</b>	<b>13</b>	<b>14</b>

**CAREER HIGHS**

<b>Tackles</b>	15 vs. Tennessee, 9/10/16
<b>Tackles for Loss</b>	2.5, 2x; last at Georgia Tech, 11/12/15
<b>Sacks</b>	2.0 at Wake Forest, 11/22/14
<b>Interceptions</b>	1, 4x

**Pass Breakups** 2, 2x; last vs. Miami, 10/20/16

**Forced Fumble** 2 vs. Pitt, 10/3/15

**Fumble Recovery** 1, 6x

**3+ Defense and Special Teams TDs (since 1987)**

Name	TDs
1. DeAngelo Hall	7 (5 PR/1 FR/1 INT)
2. Macho Harris	5 (4 INT/1 KOR)
3. <b>Andrew Motuapuaka</b>	<b>4 (1 INT/3 FR)</b>
André Davis	4 (4 PR)
<b>Greg Stroman</b>	<b>4 (1 FR/3 PR)</b>

**#49 TREMAINE EDMUNDS**

LB | 6-5 | 250 | Danville, Va. | Dan River

- Leads the team with 50 tackles (24 solo).
- Ranked second on the team with eight tackles at Boston College (10/7).
- Posted nine tackles vs. Clemson (9/30).
- Led the team with six tackles and tallied 0.5 TFL vs. Old Dominion (9/23).
- Had six tackles and forced a fumble for the second-consecutive game at East Carolina (9/16).
- Set career-highs with 4.0 TFL and 1.5 sacks to go along with a forced fumble and 14 tackles vs Delaware (9/9).
- Collected seven tackles vs. West Virginia (9/3).
- 2017 Preseason All-ACC Football Team
- 2017 Second Team Preseason All-American (SI)
- 2017 Bednarik Award Watch List
- 2017 Nagurski Trophy Watch List
- 2017 Butkus Award Watch List
- 2016 Second Team All-ACC (Coaches, AP, ACSMA)
- Has two older brothers; Terrell is a redshirt junior safety for the Hokies while Trey played for Tech from 2013-15 and is currently with the New Orleans Saints.

**CAREER STATS**

YEAR	GP/GS	UA	A	TTL	TFL-YDS	SCK-YDS	PD	QBH
2015	13/2	6	5	11	2.5-7	0.0-0	0	0
2016	14/14	56	50	106	18.5-68	4.5-27	4	9
2017	6/6	24	26	50	4.5-26	1.5-19	0	1
<b>TOTALS</b>	<b>33/22</b>	<b>86</b>	<b>81</b>	<b>167</b>	<b>25.5-101</b>	<b>6.0-46</b>	<b>4</b>	<b>10</b>

**CAREER HIGHS**

<b>Tackles</b>	16 at Syracuse, 10/15/16
<b>Tackles for Loss</b>	4.0 vs. Delaware 9/9/17
<b>Sacks</b>	1.5 2x; last vs. Delaware 9/9/17
<b>Interceptions</b>	1 vs. Arkansas, 12/29/16
<b>Pass Breakups</b>	1, 3x; last vs. Arkansas, 12/29/16
<b>Forced Fumble</b>	1, 3x; at East Carolina 9/16/17
<b>Fumble Recovery</b>	1 vs. Liberty, 9/3/16

**#24 ANTHONY SHEGOG**

LB | 6-2 | 230 | Stafford, Va. | North Stafford

- Tallied a pass breakup vs. Clemson (9/30).
- Had two tackles wearing Frank Beamer's No. 25 vs. West Virginia (9/3).
- 2016 All-Bowl Team (AP)
- Recorded four tackles 1.5 TFL and 0.5 sacks vs. ECU (9/24/16).
- Recovered a fumble, had a PBU and made three tackles vs. Georgia Tech (11/12/16).
- Recorded six tackles, an interception and a forced fumble in the Belk Bowl vs. Arkansas (12/29/16).

**CAREER STATS**

YEAR	GP/GS	UA	A	TTL	TFL-YDS	SCK-YDS	PD	QBH
2014	6/0	1	2	3	0.0-0	0.0-0	0	0
2015	13/5	16	13	29	0.5-1	0.0-0	2	1
2016	14/2	9	13	22	3.0-14	1.5-9	3	1
2017	6/0	3	2	5	0.0-0	0.0-0	1	2
<b>TOTALS</b>	<b>39/7</b>	<b>29</b>	<b>30</b>	<b>59</b>	<b>3.5-15</b>	<b>1.5-9</b>	<b>7</b>	<b>4</b>

**CAREER HIGHS**

<b>Tackles</b>	8 vs. North Carolina, 11/21/15
<b>Tackles for Loss</b>	1.5 vs. East Carolina, 9/24/16
<b>Sacks</b>	1.0 vs. Arkansas, 12/29/16
<b>Interceptions</b>	1 vs. Arkansas, 12/29/16
<b>Pass Breakups</b>	1, 6x
<b>Forced Fumble</b>	1 vs. Arkansas, 12/29/16
<b>Fumble Recovery</b>	1, 3x

## DEFENSIVE BACKS

### #3 GREG STROMAN

CB | 6-0 | 181 | Bristow, Va. | Stonewall Jackson  
 •Broke up two passes at Boston College (10/7).  
 •Tallied a pass breakup and returned four punts for 55 yards vs. Clemson (9/30).  
 •Had a tackle, two PBUs and returned four punts for 34 yards vs. Old Dominion (9/23).  
 •Had a pass breakup and an interception wearing the No. 25 jersey at East Carolina (9/16).  
 •Returned a punt 61 yards for his fourth-career non-offensive TD vs. Delaware (9/9).  
 •Had two tackles and a pass breakup vs. West Virginia (9/3).  
**•2017 Hornung Award Watch List**  
**•2017 Jim Thorpe Award Watch List**  
**•2016 Second Team All-ACC (Coaches)**  
**•2016 Third Team All-ACC (ACSM)**  
**•Led the ACC last season with 25 punt returns and ranked fourth with 221 punt return yards.**

#### CAREER STATS

YEAR	GP/GS	UA	A	TTL	TFL-YDS	SCK-YDS	INT	BU	PD
2014	13/1	2	1	3	0.0-0	0.0-0	0	1	1
2015	13/6	16	8	24	0.5-1	0.0-0	2	5	7
2016	11/9	7	6	13	0.0-0	0.0-0	3	10	13
2017	6/6	2	4	6	0.0-0	0.0-0	1	8	9
<b>TOTALS</b>	<b>43/22</b>	<b>27</b>	<b>19</b>	<b>46</b>	<b>0.5-1</b>	<b>0.0-0</b>	<b>6</b>	<b>24</b>	<b>30</b>

#### KICK RETURNS

YEAR	RET	YDS	YPR	TD	LNG
2014	1	18	18.0	0	18
2015	0	0	0.0	0	0
2016	22	460	20.9	0	37
2017	0	0	0	0	0
<b>TOTALS</b>	<b>23</b>	<b>478</b>	<b>20.8</b>	<b>0</b>	<b>37</b>

#### PUNT RETURNS

YEAR	RET	YDS	YPR	TD	LNG
2014	36	249	6.9	0	38
2015	31	241	7.8	1	67
2016	25	221	8.8	1	87
2017	19	190	10.0	1	61
<b>TOTALS</b>	<b>111</b>	<b>891</b>	<b>8.1</b>	<b>3</b>	<b>87</b>

#### CAREER HIGHS

**Tackles** 5, 2x; last vs. UNC, 11/21/15  
**Tackles for Loss** 0.5 vs. Ohio State, 9/7/15  
**Sacks**  
**Interceptions** 2 vs. Liberty, 9/3/16  
**Pass Breakups** 3 at North Carolina, 10/8/16  
**Punt Returns** 7 vs. Boston College, 9/17/16  
**Punt Return Yards** 132 vs. Tulsa, 12/26/15  
**Long Punt Return** 87 vs. East Carolina, 9/24/16

#### Tech Career Punt Returns

Name	Years	Ret.
1. John Ludlow	1979-82	136
2. Eddie Royal	2004-07	111
3. Greg Stroman	2014-	111

#### Tech Career Punt Return Yards

Name	Years	Yds
1. Eddie Royal	2004-07	1,296
2. Greg Stroman	2014-	901
3. Andre Davis	1998-01	872

#### Tech Career Punt Return TDs

Name	Years	TDs
1. DeAngelo Hall	2001-03	5
2. Andre Davis	1998-01	4
Frank Loria	1965-67	4
4. Eddie Royal	2004-07	3
Greg Stroman	2014-	3

### #36 ADONIS ALEXANDER

CB | 6-3 | 197 | Charlotte, N.C. | Independence  
 •Registered his first career sack vs. Clemson (9/30).  
 •Had five tackles vs. Delaware (9/9).  
**•Matched his career-high with nine tackles, posted a TFL and broke up a career-best three passes vs. West Virginia (9/3).**  
 •Had seven tackles with a TFL and a PBU vs. Clemson (12/3/16)

•Racked up four tackles, a QBH and an INT vs. Virginia (11/26/16)  
 •Tied his career-high with nine tackles and tallied a PBU at Notre Dame (11/19/16).  
 •Returned a blocked FG for a 75-yard TD to go along with three tackles and a PB at Duke (11/5/16).  
 •Tallied three total tackles, a pass defended and recovered a blocked FG vs. East Carolina (9/24/16).

#### CAREER STATS

YEAR	GP/GS	UA	A	TTL	TFL-YDS	SCK-YDS	INT	BU	PD
2015	12/8	37	18	55	0.5-1	0.0-0	4	6	10
2016	13/5	31	13	44	2.0-5	0.0-0	2	7	9
2017	4/2	16	2	18	2.0-8	1.0-7	0	3	3
<b>TOTALS</b>	<b>29/15</b>	<b>84</b>	<b>33</b>	<b>117</b>	<b>4.5-14</b>	<b>1.0-7</b>	<b>6</b>	<b>16</b>	<b>22</b>

#### CAREER HIGHS

**Tackles** 9, 3x; last vs. West Virginia 9/3/17  
**Tackles for Loss** 1.0 2x; last vs. West Virginia 9/3/17  
**Sacks** 1.0 vs. Clemson, 9/30/17  
**Interceptions** 1, 6x  
**Pass Breakups** 3 vs. West Virginia 9/3/17  
**Forced Fumble**  
**Fumble Recovery**

### #31 BRANDON FACYSON

CB | 6-2 | 197 | Newnan, Ga. | Northgate  
 •Had a tackle and a PBU at Boston College (10/7).  
 •Posted four tackles, 1.0 TFL and a pass breakup vs. Old Dominion (9/23).  
 •Tallied a tackle and a pass breakup vs. West Virginia (9/3).  
**•2013 Third Team All-ACC**  
 •Had four tackles and three pass breakups vs. Boston College (9/17/16).  
 •Had three tackles and forced a fumble at UNC (10/8/16).  
 •Had three tackles and two pass breakups at Syracuse (10/15/16).  
 •Forced a fumble and had two tackles vs. Miami (10/20/16).  
 •Recorded three pass breakups and two tackles vs. Virginia (11/26/16).  
 •Tallied a career-high 10 tackles vs. Arkansas (12/29/16).

#### CAREER STATS

YEAR	GP/GS	UA	A	TTL	TFL-YDS	SCK-YDS	INT	BU	PD
2013	12/9	20	7	27	2.0-8	0.0-0	5	8	13
2014	3/3	5	1	6	0.0-0	0.0-0	0	5	5
2015	13/10	20	11	31	1.0-1	0.0-0	0	10	10
2016	14/14	32	16	48	4.0-15	0.0-0	0	11	11
2017	6/4	5	5	10	1.0-1	0.0-0	0	2	2
<b>TOTALS</b>	<b>48/40</b>	<b>82</b>	<b>40</b>	<b>122</b>	<b>8.0-25</b>	<b>0.0-0</b>	<b>5</b>	<b>37</b>	<b>42</b>

#### CAREER HIGHS

**Tackles** 10 vs. Arkansas, 12/29/16  
**Tackles for Loss** 1.0, 7x  
**Sacks**  
**Interceptions** 2 at East Carolina, 9/14/13  
**Pass Breakups** 4 vs. NC State, 10/9/15  
**Forced Fumble** 1, 3x  
**Fumble Recovery** 1 at Georgia Tech, 9/26/13

### #22 TERRELL EDMUNDS

S | 6-2 | 220 | R-Jr. | Danville, Va. | Dan River  
 •Had seven tackles at Boston College (10/7).  
 •Tied for the team lead with 10 tackles vs. Clemson (9/30).  
 •Posted three tackles and a pass breakup at ECU (9/16).  
 •Had his first career sack, 1.5 TFL, eight tackles and returned an INT 55 yards vs. Delaware (9/9).  
 •Recorded seven tackles and two PBUs vs. WVU (9/3).  
**•2016 Honorable Mention All-ACC (Coaches, ACSMA)**  
**•2016 All-ACC Team (ESPN.com)**  
 •Moved from rover to free safety in the spring.  
 •Tied for third in the ACC in 2016 with four interceptions.  
**•Older brother, Trey, played for Tech from 2013-15 and is currently with the New Orleans Saints and younger brother, Tremaine, is a junior linebacker for the Hokies.**

#### CAREER STATS

YEAR	GP/GS	UA	A	TTL	TFL-YDS	SCK-YDS	INT	BU	PD
2015	13/8	16	18	34	1.5-2	0.0-0	0	7	7
2016	14/13	45	44	89	2.5-4	0.0-0	4	3	7
2017	6/6	19	18	37	1.5-9	1.0-9	1	3	4
<b>TOTALS</b>	<b>33/27</b>	<b>80</b>	<b>80</b>	<b>160</b>	<b>5.5-15</b>	<b>1.0-9</b>	<b>5</b>	<b>13</b>	<b>18</b>

#### CAREER HIGHS

**Tackles** 14 at Duke, 11/5/16  
**Tackles for Loss** 1.5 vs. Delaware 9/9/17  
**Sacks** 1.0 vs. Delaware 9/9/17  
**Interceptions** 1, 5x  
**Pass Breakups** 3 at Boston College, 10/31/15  
**Forced Fumble**  
**Fumble Recovery** 1, 2x; last at North Carolina, 10/8/16

### #6 MOOK REYNOLDS

DB | 6-0 | 191 | Jr. | Greensboro, N.C. | Northern Guilford  
**•Ranks second on the team with 46 total tackles.**  
 •Led the team with nine tackle at Boston College (10/7).  
 •Had five tackles and 1.5 TFL vs. Clemson (9/30).  
 •Finished with five tackles and had a game-high three quarterback hurries vs. Old Dominion (9/23).  
 •Led the team with 10 tackles and 2.5 TFL at East Carolina (9/16).  
 •Had a sack and 11 tackles vs. Delaware (9/9).  
 •Registered six tackles and 0.5 TFL vs. WVU (9/3).  
**•2016 ACC All-Bowl Team (ESPN)**  
**•2016 Honorable Mention All-Bowl Team (AP)**

#### CAREER STATS

YEAR	GP/GS	UA	A	TTL	TFL-YDS	SCK-YDS	INT	BU	PD
2015	13/2	20	10	30	4.0-17	0.0-0	0	1	1
2016	14/13	36	28	64	9.5-44	2.0-19	2	6	8
2017	6/6	26	20	46	5.0-9	1.0-7	0	0	0
<b>TOTALS</b>	<b>33/21</b>	<b>82</b>	<b>58</b>	<b>140</b>	<b>18.5-73</b>	<b>3.0-26</b>	<b>2</b>	<b>7</b>	<b>9</b>

#### CAREER HIGHS

**Tackles** 11 vs. Delaware 9/9/17  
**Tackles for Loss** 3.0 vs. Arkansas, 12/29/16  
**Sacks** 2.0 vs. Arkansas, 12/29/16  
**Interceptions** 1, 2x; last at Pitt, 10/27/16  
**Pass Breakups** 2, 2x; last at Duke, 11/5/16  
**Forced Fumble** 1 vs. Virginia, 11/26/16  
**Fumble Recovery** 1, 2x; last at ECU, 9/26/15

### #21 REGGIE FLOYD

ROV | 6-0 | 218 | So. | Manassas, Va. | Stonewall Jackson  
 •Had five tackles and a QB hurry at Boston College (10/7).  
**•Tied for the team lead with 10 tackles vs. Clemson (9/30).**  
 •Posted four tackles, 0.5 TFL and forced a fumble vs. Old Dominion (9/23).  
 •Racked up a career-high 10 tackles vs. Delaware (9/9).  
**•Had five tackles and a PBU in his first career start vs. West Virginia (9/3).**  
 •Played in 12 games as a true freshman.  
 •Was in on a half sack vs. East Carolina (9/24/16).

#### CAREER STATS

YEAR	GP/GS	UA	A	TTL	TFL-YDS	SCK-YDS	INT	BU	PD
2016	12/0	0	1	1	0.5-7	0.5-7	0	0	0
2017	6/6	18	17	35	0.5-2	0.0-0	0	1	1
<b>TOTALS</b>	<b>18/6</b>	<b>18</b>	<b>18</b>	<b>36</b>	<b>1.0-9</b>	<b>0.5-7</b>	<b>0</b>	<b>1</b>	<b>1</b>

#### CAREER HIGHS

**Tackles** 10, 2x; last vs. Clemson, 9/30/17  
**Tackles for Loss** 0.5 2x; last vs. Old Dominion 9/23/17  
**Sacks** 0.5 vs. East Carolina, 9/24/16  
**Interceptions**  
**Pass Breakups** 1 vs. West Virginia 9/3/17

### #20 DEON NEWSOME

DB | 5-11 | 200 | R-Sr. | Hampton, Va. | Hampton  
 •Posted his first career pass breakup vs. Clemson (9/30).  
**•Wore Frank Beamer's No. 25 vs. ODU (9/23).**  
 •Has played on special teams the last two seasons and will play a key role as a DB in 2017.  
 •Had 19 carries for 93 yards and seven catches for 19 yards as a redshirt freshman.

#### CAREER STATS

YEAR	GP/GS	UA	A	TTL	TFL-YDS	SCK-YDS	INT	BU	PD
2014	12/0	2	2	4	0.0-0	0.0-0	0	0	0
2015	6/0	1	0	1	0.0-0	0.0-0	0	0	0
2016	12/0	1	3	4	0.0-0	0.0-0	0	0	0
2017	6/0	1	2	3	0.0-0	0.0-0	0	1	1
<b>TOTALS</b>	<b>36/0</b>	<b>5</b>	<b>7</b>	<b>12</b>	<b>0.0-0</b>	<b>0.0-0</b>	<b>0</b>	<b>1</b>	<b>1</b>

**CAREER HIGHS**

<b>Tackles</b>	2 at Pitt, 10/16/14
<b>Tackles for Loss</b>	
<b>Interceptions</b>	
<b>Pass Breakups</b>	1 vs. Clemson, 9/30/17
<b>Forced Fumble</b>	
<b>Fumble Recovery</b>	1 at North Carolina, 10/4/14

**#7 DEVON HUNTER**

ROV | 6-0 | 216 | Fr. | Chesapeake, Va. | Indian River

- A five-star recruit as rated by Scout and a four-star by ESPN and 247Sports.
- Rated as the No. 1 safety in the state by Scout and the No. 3 player in the state by ESPN and 247Sports.
- First-team All-Atlantic Conference and second-team All-5A South Region pick at defensive back.
- Selected to play in the U.S. Army All-American Bowl.

**CAREER STATS**

YEAR	GP/GS	UA	A	TTL	TFL-YDS	SCK-YDS	INT	BU	PD
2017	4/0	0	0	0	0.0-0	0.0-0	0	0	0

**CAREER HIGHS**

<b>Tackles</b>	
<b>Tackles for Loss</b>	
<b>Sacks</b>	
<b>Interceptions</b>	
<b>Pass Breakups</b>	

**#17 DIVINE DEABLO**

S | 6-3 | 210 | So. | Winston-Salem, N.C. | Mount Tabor

- Out for the season with a left foot fracture.
- Notched his first career interception vs. Old Dominion (9/23).
- Had 0.5 sacks and two pass breakups at East Carolina (9/16).
- Racked up six tackles, 1.0 TFL and a PBU in his first career game on defense vs. West Virginia (9/3).
- Registered four tackles and forced a fumble on special teams as a true freshman.
- Caught one pass for eight yards vs. East Carolina (9/24/16).

**CAREER STATS**

YEAR	GP/GS	UA	A	TTL	TFL-YDS	SCK-YDS	INT	BU	PD
2016	14/0	2	2	4	0.0-0	0.0-0	0	0	0
2017	4/0	6	2	8	1.5-6	0.5-6	1	3	4
<b>TOTALS</b>	<b>18/0</b>	<b>8</b>	<b>4</b>	<b>12</b>	<b>1.5-6</b>	<b>0.5-6</b>	<b>1</b>	<b>3</b>	<b>4</b>

**CAREER HIGHS**

<b>Tackles</b>	6 vs. West Virginia 9/3/17
<b>Tackles for Loss</b>	1.0 vs. West Virginia 9/3/17
<b>Sacks</b>	0.5 at East Carolina 9/16/17
<b>Interceptions</b>	1 vs Old Dominion 9/23/17
<b>Pass Breakups</b>	2 at East Carolina 9/16/17
<b>Forced Fumble</b>	1 at Pitt, 10/27/16
<b>Fumble Recovery</b>	

**#9 KHALIL LADER**

ROV | 5-11 | 180 | R-Fr. | Stone Mountain, Ga. | IMG Academy

- Blocked a punt at Boston College (10/7).
- Redshirted as a true freshman.
- Rated as a four-star recruit by ESPN Football Recruiting and ranked the No. 26 cornerback in the country and the No. 61 player in the state as a high school senior.

**CAREER STATS**

YEAR	GP/GS	UA	A	TTL	TFL-YDS	SCK-YDS	INT	BU	PD
2017	6/0	1	1	2	1.5-1	0.0-0	0	0	0

**CAREER HIGHS**

<b>Tackles</b>	2 at East Carolina 9/16/17
<b>Tackles for Loss</b>	1.5 at East Carolina 9/16/17
<b>Sacks</b>	
<b>Interceptions</b>	
<b>Pass Breakups</b>	

**#26 JOVONN QUILLEN**

CB | 6-0 | 187 | So. | Hampton, Va. | Hampton

- Appeared in 11 games as a true freshman.
- Made three tackles and recovered a fumble at Pitt.

**CAREER STATS**

YEAR	GP/GS	UA	A	TTL	TFL-YDS	SCK-YDS	INT	BU	PD
2016	11/0	1	2	3	0.0-0	0.0-0	0	0	0
2017	4/0	0	1	1	0.0-0	0.0-0	0	0	0
<b>TOTALS</b>	<b>15/0</b>	<b>1</b>	<b>3</b>	<b>4</b>	<b>0.0-0</b>	<b>0.0-0</b>	<b>0</b>	<b>0</b>	<b>0</b>

**CAREER HIGHS**

<b>Tackles</b>	1, 4x; last at Boston College 10/7/17
<b>Tackles for Loss</b>	
<b>Sacks</b>	
<b>Interceptions</b>	
<b>Passes Defended</b>	

**#28 BRYCE WATTS**

CB | 6-0 | 167 | So. | Toms River, N.J. | Toms River North

- Had two tackles at East Carolina (9/16).
- Was listed as the top cornerback in the state of New Jersey and the fifth-best cornerback in the east region by Scout.com.
- 2016 All-Group 5 first-team by NJ.com.
- Second-team all-state by NJ12 Varsity.

**CAREER STATS**

YEAR	GP/GS	UA	A	TTL	TFL-YDS	SCK-YDS	INT	BU	PD
2017	6/0	2	1	3	0.0-0	0.0-0	0	1	1
<b>TOTALS</b>	<b>6/0</b>	<b>2</b>	<b>1</b>	<b>3</b>	<b>0.0-0</b>	<b>0.0-0</b>	<b>0</b>	<b>1</b>	<b>1</b>

**CAREER HIGHS**

<b>Tackles</b>	2 at East Carolina, 9/16/17
<b>Tackles for Loss</b>	
<b>Sacks</b>	
<b>Interceptions</b>	
<b>Passes Defended</b>	1 vs Old Dominion, 9/23/17

**SPECIALISTS**

**#46 JOEY SLYE**

K | 5-11 | 213 | Stafford, Va. | North Stafford

- Went 3 for 3 on FGs, 2 for 2 on PATs and broke Shayne Graham's career points record at Boston College (10/7).
- Went 3 for 3 on FGs and 6 for 6 on PATs at East Carolina (9/16).
- Broke Shayne Graham's career record at East Carolina with his 69th career FG.
- Set a new career high with a 50-yard FG vs. Delaware (9/9).
- First Virginia Tech kicker to boot a 50+ yard FG since Cody Journell's 56-yard make at Boston College (11/2/13).
- 2017 Lou Groza Award Watch List
- 2017 Wuerffel Trophy Watch List
- 2017 All-State Good Works Team
- 2016 First Team All-ACC (Coaches)
- 2016 Third Team All-ACC (ACSMA)
- 2016 Lou Groza Award Semifinalist
- 2015 Lou Groza Award Semifinalist
- Ranked fourth in the ACC in 2016 with 118 points.
- Finished third with 20 field goals made.

**FIELD GOALS**

YEAR	GP	M-A	PCT.	20-29	30-39	40-49	50+	LNG	BLKD
2014	13	20-28	71.4	10-10	6-8	4-6	0-4	49	2
2015	13	23-30	76.7	2-2	8-9	13-16	0-3	48	0
2016	13	20-27	74.1	12-12	7-8	1-6	0-1	47	1
2017	6	11-17	64.7	5-6	4-6	1-3	1-2	50	1
<b>TOTALS</b>	<b>46</b>	<b>74-102</b>	<b>72.5</b>	<b>29-30</b>	<b>25-31</b>	<b>19-31</b>	<b>1-10</b>	<b>50</b>	<b>4</b>

**EXTRA POINTS**

YEAR	M-A	POINTS
2014	33-34	93
2015	41-42	110
2016	58-59	118
2017	22-22	44
<b>TOTALS</b>	<b>154-157</b>	<b>376</b>

**CAREER HIGHS**

<b>FG Made</b>	6 at Pitt, 10/27/16
<b>FG Attempted</b>	6 at Pitt, 10/27/16
<b>Longest FG</b>	50 vs. Delaware 9/9/17
<b>Longest Attempt</b>	67 vs. Duke, 10/24/15
<b>PATs Made</b>	7, 4x; last vs. Virginia, 11/26/16

**VIRGINIA TECH RECORD BOOK**

**Career Field Goals**

Name	Years	FGs
1. Joey Slye	2014-	74
2. Shayne Graham	1996-99	68
3. Brandon Pace	2003-06	58

**Career Points**

Name	Years	Points
1. Joey Slye	2014-	376
2. Shayne Graham, K	1996-99	371
3. Lee Suggs, RB	1999-02	336

**ACC**

**Scoring**

Name	Points
1. Joey Slye, VT	55
2. TaQuon Marshall, GT	54
3. Blanton Creque, UL	51
4. Mike Weaver, WF	50
Eric Dungey, SU	50

**#91 OSCAR BRADBURN**

P | 6-1 | 202 | Sydney, Australia | Sydney Secondary

- Placed three punts inside the 20 and averaged 43.9 yards per punt at Boston College (10/7).
- Averaged 40+ yards per punt for the third-straight game at East Carolina (9/16).
- Averaged 45.6 yards per punt and placed two punts inside the 20 yard line vs. Delaware (9/9).
- Placed three punts inside the 20-yard line and averaged 46.5 yards per punt playing in his first American rules football game vs. West Virginia (9/3).
- Attended the Blackwattle Bay us of Sydney Secondary College.
- Played Australian Rules Football for Sydney Swans Academy.
- Trained at Pro Kick Australia, a training facility in Melbourne that produced two of the three finalists for the 2016 Ray Guy Award.

**CAREER STATS**

YEAR	GP	NO.	YDS	AVG	LNG	TB	FC	I20	50+
2017	6	31	1358	43.8	54	3	16	9	8

**CAREER HIGHS**

<b>Punts</b>	8 vs. West Virginia 9/3/17
<b>Punting Yards</b>	372 vs. West Virginia 9/3/17
<b>Punting Average</b>	46.5 vs. West Virginia 9/3/17

## THE LAST TIME

## TEAM

Scored 90+ points	99, vs. Emory & Henry (11/22/19)
Scored 80-89 points	86, vs. Roanoke College (9/30/1905)
Scored 70-79 points	77, vs. Akron (10/14/95)
Scored 60-69 points	<b>64, at ECU (9/16/17)</b>
Scored 50-59 points	52, vs. Virginia (11/26/16)
Scored 40-49 points	49, vs. Boston College (9/17/16)
Back-to-back 40+ games	vs. BC (49), vs. ECU (54), 2016
Three straight 40+ games	at NCSU (41), vs. CMU (45), vs. WF (52), 2010
Four straight 40+ games	NCSU (41), CMU (45), WF (52), Duke (44), 2010
Rushed for 500+ yards	500, at Pittsburgh (9/11/93)
Rushed for 400-499 yards	444, vs. Marshall (9/12/09)
Rushed for 300-399 yards	308, vs. Western Michigan (9/27/14)
Rushed for 200-299 yards	<b>271, vs. ODU (9/23/17)</b>
Passed for 500+ yards	504, at Syracuse (11/09/02)
Passed for 400-499 yards	406, at Pittsburgh (10/27/16)
Passed for 300-399 yards	<b>322, vs. Boston College (10/07/17)</b>
Passed for 200-299 yards	<b>252, vs. Clemson (9/30/17)</b>
Rushed/Passed for 200+ yards	<b>675, at ECU (9/16/17)</b>
	<b>287 rush, 388 pass</b>
Had 600+ yards in total offense	<b>675, at ECU (9/16/17)</b>
Had 500-599 yards in total offense	<b>582, vs. ODU (9/23/17)</b>
Scored on first offensive play	vs. Appalachian State, 2011
	David Wilson, 20-yard run
Won on final offensive play	vs. Virginia (11/24/12)
	Cody Journell 29 yd FG
Lost on final offensive play	North Carolina (11/21/15)
	Quinshad Davis 5-yd pass from Marquise Williams (OT)
Won in overtime	29-21, vs. Marshall (11/21/13)
Lost in overtime	30-27 (OT), vs. North Carolina (11/21/15)
Recorded a safety	vs. East Carolina (9/24/16)
Recorded two defensive TDs	at Boston College (10/18/08)
Zero punts in a game	vs. James Madison (9/11/10)
Zero sacks allowed in a game	vs. East Carolina (9/24/16)
Recorded a shutout	vs. Boston College (9/17/16)
Held opp. to 0 yards or less rushing	-15, vs. Florida State (11/08/12)
Blocked two kicks in a game	vs. East Carolina (9/24/16)
Scored special teams TD	<b>vs. Delaware (9/09/17)</b>
Scored defensive & special teams TD	at Purdue (9/19/15)
Played an overtime game	vs. Duke [4 OT] (10/14/15)

## INDIVIDUAL

Rushed for 200+ yards	253, Darren Evans, vs. Maryland (11/06/08)
Rushed for 150-199 yards	157, J.C. Coleman, vs. Cincinnati (12/27/14)
Two players rushed for 100 yards	NC State (10/02/10)
	(Darren Evans, 160 yds. & Tyrod Taylor, 121 yds.)
Three players rushed for 100 yards	at South Carolina (10/12/74)
	Phil Rogers (120), Roscoe Coles (111) & George Heath (104)
Had 40+ carries	42, Cyrus Lawrence, vs. Memphis St. (10/03/81)
Had 30-39 carries	33, Travon McMillian, at Boston College (10/31/15)
Had 20-29 carries	22, Jerod Evans, vs. Arkansas (12/29/16)
Had two players with 20+ carries	Logan Thomas (23) & Trey Edmunds (22) vs. Marshall (9/21/13)
Rushed for 6 TDs	Tommy Francisco, vs. VMI (11/24/66)
Rushed for 5 TDs	Lee Suggs, at UCF (11/11/00)
Rushed for 4 TDs	Trey Edmunds, at Miami (11/09/13)
Rushed for 3 TDs	David Wilson, vs. Appalachian State (9/03/11)
Rushed for 2 TDs	Jerod Evans vs. Arkansas (12/29/16)
Passed for 500+ yards	504, Bryan Randall, at Syracuse (11/09/02)
Passed for 300-499 yards	<b>322, Josh Jackson at BC (10/07/17)</b>
Passed for 200-299 yards	<b>251, Josh Jackson vs. Clemson (9/30/17)</b>
Two QBs each pass for 100+ yards	vs. Appalachian State (9/03/11)
	(Logan Thomas, 149 yds. & Mark Leal, 113 yds.)

Passed for 5 TDs	<b>Josh Jackson, at ECU (9/16/17)</b>
Passed for 4 TDs	Jerod Evans, vs. Liberty (9/03/16)
Passed for 3 TDs	<b>Josh Jackson, vs. ODU (9/23/17)</b>
Passed for 2 TDs	<b>Josh Jackson, vs. Delaware (9/09/17)</b>
Two QBs with 2 TD passes apiece	Logan Thomas and Mark Leal vs. Appalachian State (9/03/11)
Had 50+ pass attempts	56, Michael Brewer, vs. East Carolina (9/13/14)
Had 40-49 pass attempts	<b>44, Josh Jackson vs. Clemson (9/30/17)</b>
Had 30-39 pass attempts	<b>30, Josh Jackson, at BC (10/07/17)</b>
Had 20-29 pass attempts	<b>29, Josh Jackson, vs. Clemson (9/30/17)</b>
Had 30+ pass completions	32, Jerod Evans, vs. Georgia Tech (11/12/16)
Had 20-29 pass completions	<b>22, Josh Jackson, at BC (10/07/17)</b>
QB rush/pass for 100 yards	Logan Thoms vs. Duke (10/26/13)
	(101 rush, 214 pass)
Had 10+ receptions	<b>14, Cam Phillips, at ECU (9/16/17)</b>
Had 250+ yards receiving	279, Ernest Wilford, at Syracuse (11/09/02)
Had 200-249 yards receiving	227, Isaiah Ford, vs. Tulsa (12/26/15)
Had 100+ yards receiving	<b>139, Sean Savoy, at BC (10/07/17)</b>
Three players with 100+ receiving	at Pittsburgh (10/27/16)
	Isaiah Ford (143), Bucky Hodges (145), Cam Phillips (109)
Had 4 TD receptions	Ernest Wilford at Syracuse (11/09/02)
Had 3 TD receptions	Bucky Hodges, vs. Duke (4 OT) (10/24/15)
Had 2 TD receptions	<b>Steven Peoples, vs. ODU (9/23/17)</b>
Intercepted 3 passes	Kendall Fuller, vs. Duke (10/26/13)
Intercepted 2 passes	Greg Stroman, vs. Liberty (9/03/16)
Returned a KO for TD	Demetri Knowles, at North Carolina (10/06/12)
Returned punt for TD	<b>Greg Stroman, vs. Delaware (9/09/17)</b>
Returned an INT for TD	Andrew Motuapuaka, vs. Furman (9/12/15)
Returned a fumble for TD	Andrew Motuapuaka vs. Virginia (11/26/16)
Returned blocked punt for TD	Adonis Alexander, at Purdue (9/19/15)
Returned blocked FG for TD	Adonis Alexander vs. Duke (11/05/16)
Returned blocked PAT for 2 pts	Stephan Virgil, vs. East Carolina (8/30/08)
Blocked an extra point	Dadi Nicolas, vs. Miami (10/23/14)
Blocked a FG	<b>Tim Settle, at ECU (9/16/17)</b>
Blocked a punt	<b>Khalil Ladler, at Boston College (10/7/17)</b>
Scored a def. and special teams TD in a game	DeAngelo Hall vs. Arkansas St. (8/25/02) (49-yd. INT & 69-yd. PR)
Returned two punts for TDs	DeAngelo Hall vs. Syracuse (10/11/03) (58 & 60 yds.)
Successful 2-point conversion	vs. Duke (4 OT) (10/24/15)
	Travon McMillian, rush
Made 6 FGs	Joey Slye, at Pittsburgh (10/27/16)
Made 5 FGs	Chris Kinzer, vs. Vanderbilt (11/15/86)
Made 4 FGs	Joey Slye, at Boston College (10/31/15)
Made 3 FGs	<b>Joey Slye, at Boston College (10/07/17)</b>
Kicked a 60+ FG	61, Wayne Latimer, vs. Florida State (10/11/1975)
Kicked a 50-59 FG	<b>50, Joey Slye vs. Delaware (9/09/17)</b>
Kicked a 40-49 FG	47, Joey Slye, vs. Miami (10/20/16)
Kicked two 40+ yards FGs in one game	Joey Slye, at Virginia (11/28/15)
Kicked a 70+ punt	75, Michael Branthover, at Duke (10/29/11)
Kicked a 60-69 punt	60, Mitchell Ludwig, vs. Clemson (12/03/16)





# THE LAST TIME – OPPONENT

## TEAM

Scored 70+ points	77, Alabama (10/27/73)
Scored 60-69 points	66, Washington & Lee (11/03/51)
Scored 50-59 points	52, Tulsa (12/26/15)
Scored 40-49 points	42, vs. Clemson (12/03/16)

Rushed for 500+ yards	748, Alabama (10/27/73)
Rushed for 400-499 yards	461, Alabama (11/18/72)
Rushed for 300-399 yards	309, vs. Georgia Tech (11/12/16)
Rushed for 200-299 yards	<b>271, vs. West Virginia (9/03/17)</b>
Had 50-99 yards rushing	<b>64, vs. ODU (9/23/17)</b>
Had FEWER than 50 yards rushing	46, vs. Arkansas (12/29/16)

Passed for 500+ yards	NEVER
Passed for 400-499 yards	450, at Syracuse (10/15/16)
Had 50-99 yards passing	<b>85, vs. ODU (9/23/17)</b>
Had FEWER than 50 yards passing	34, vs. Georgia Tech (11/12/16)

Had 800+ yards in total offense	833, Alabama (10/27/73)
Had 700-799 yards in total offense	NEVER
Had 600-699 yards in total offense	604, Syracuse (11/09/02)
Had 500-599 yards in total offense	<b>592, vs. West Virginia (9/03/17)</b>
Recorded a safety	Boston College [2] (10/18/08)
Recorded a defensive TD	<b>vs. Clemson (9/30/17)</b>
Shut out Tech	Cincinnati (9/16/95)
Blocked two kicks in a game	Duke (9/16/06)
Scored a special teams TD	Alabama (8/31/13)
Scored defensive & special teams TD	Alabama (8/31/13)

## INDIVIDUAL

Rushed for 200+ yards	249, Duke Johnson, Miami (10/23/14)
Rushed for 150-199 yards	169, James Summers, East Carolina (9/26/15)
Rushed for 100-149 yards	<b>106, Justin Crawford vs. WVU (9/03/17)</b>
Two players rushed for 100 yards	vs. Georgia Tech (11/12/16)
	Marcus Marshall (143) & Matthew Jordan (142)

Three players rushed for 100 yards	NEVER
Had 40+ carries	44, Paul Palmer, Temple (10/18/86)
Had 35-39 carries	38, Derrick Knight, Boston College (11/22/03)
Rushed for 6 TDs	Willis McGahee, Miami (12/07/02)
Rushed for 5 TDs	NEVER
Rushed for 4 TDs	Chris Brantley, Rutgers (10/31/92)
Rushed for 3 TDs	James Connor, at Pittsburgh (10/27/16)
Rushed for 2 TDs	Deshaun Watson, vs. Clemson (12/03/16)

Passed for 500+ yards	NEVER
Passed for 400-499 yards	427, Shane Carden, East Carolina (9/13/14)
Passed for 300-399 yards	<b>371, Will Grier vs. West Virginia (9/03/17)</b>
Passed for 5 TDs	NEVER
Passed for 4 TDs	Thomas Sirk, Duke (4 OT) (10/29/11)
Passed for 3 TDs	<b>Will Grier vs. West Virginia (9/03/17)</b>
Had 50+ pass attempts	<b>53, Will Grier vs. West Virginia (9/03/17)</b>
Had 40-49 pass attempts	44, Dane Evans, Tulsa (12/26/15)
Had 30-39 pass attempts	<b>30, Anthony Brown, at BC (10/07/17)</b>
Had 30+ pass completions	30, Dominique Davis, East Carolina (9/18/10)
Had 20-29 pass comps	23, Deshaun Watson, vs. Clemson (12/03/16)
QB rush/pass for 100 yards	Eric Dungey, at Syracuse (10/15/16)
	311 yds passing, 109 yds rushing

Had 11+ receptions	<b>13, Gary Jennings Jr., vs. West Virginia (9/03/17)</b>
Had 250+ yards receiving	NEVER
Had 200-249 yards receiving	224, Cam Worthy, East Carolina (9/13/14)
Had 100+ yards receiving	<b>107, Trevon Brown, at ECU (9/16/17)</b>

Two players w/100+ yards receiving	at Syracuse (10/15/16)
	Ervin Phillips, 139 & Brisley Estime, 131
Had 4 TD receptions	Chris Brantley, Rutgers (10/31/92)
Had 3 TD receptions	Coby Fleener, Stanford (1/03/11)
Had 2 TD receptions	<b>David Stills V, vs. West Virginia (9/03/17)</b>
Intercepted 3 passes	Aaron Beasley, West Virginia (9/22/94)
Intercepted 2 passes	Cordrea Tankersley, vs. Clemson, 2016 (12/03/16)

Returned a KO for TD	Christian Jones, Alabama (8/31/13)
Returned punt for TD	William Likely, Maryland (11/16/13)
Returned an INT for TD	<b>Dorian O'Daniel, vs. Clemson (9/30/17)</b>
Returned/recovered a fumble for TD	Alpha Jalloh, vs. Liberty (9/03/16)
Returned blocked punt for TD	T.J. Lee, East Carolina (8/30/08)
Returned blocked FG for TD	NEVER
Returned blocked PAT for 2 pts	Nigel Bradham, Florida State (12/04/10)
Blocked an extra point	Richard Ash, Western Michigan (9/27/14)
Blocked a FG	<b>Nasir Adderley, vs. Delaware (9/09/17)</b>
Blocked a punt	Gabriel Terry, Miami (11/1/2012)
2-point conversion	at Pittsburgh (10/27/16)

	Nathan Peterman pass to James Conner
Made 6 FGs	NEVER
Made 5 FGs	Alex Henery, Nebraska (9/19/09)
Made 4 FGs	Will Snyderwine, Duke (9/19/09)
Made 3 FGs	Harrison Butker, vs. Georgia Tech (11/12/16)
Kicked a 60+ FG	NEVER
Kicked a 50-59 FG	51, Cole Murphy, at Syracuse (10/15/16)
Kicked two 50+ FGs	51 & 53, Ross Martin, Duke (10/26/13)
Kicked a 40-49 FG	40, Harrison Butker, vs. Georgia Tech (11/12/16)
Kicked a 70+ punt	76, Alex Henery, Nebraska (9/19/09)
Kicked a 60-69 punt	67, Nicholas Conte, vs. Virginia (11/26/16)

## TURNOVERS

### THE LAST TIME TECH...

Lost two fumbles	at North Carolina (10/08/16)
Lost three fumbles	vs. Miami (10/23/14)
Lost four fumbles	vs. Liberty (9/03/16)
Lost five or more fumbles	5, vs. Tennessee (9/10/16)

Threw three interceptions	at Miami, Brenden Motley (10/17/15)
Threw four interceptions	Logan Thomas vs. Duke (10/26/13)
Threw five interceptions	Maurice DeShazo vs. Virginia (11/19/94)
Threw six or more interceptions	7, vs. Florida St. (10/10/59)

### THE LAST TIME AN OPPONENT...

Lost two fumbles	<b>at ECU (9/16/17)</b>
Lost three fumbles	North Carolina (OT) (11/21/15)
Lost four fumbles	Arkansas St. (8/25/02)
Lost five or more fumbles	5, Clemson (9/14/85)
Threw three interceptions	Arkansas (12/29/16)
Threw four interceptions	Duke (10/26/13)
Threw five interceptions	Georgia Tech (11/1/07)
Threw six or more interceptions	6, Rutgers (11/21/98)

# 17 FOOTBALL GAME NOTES

**2017 STATISTICS**  
**OVERALL: 5-1**

**ACC: 1-1**

**HOME: 2-1**

**AWAY: 2-0**

**NEUTRAL: 1-0**

## SCHEDULE & RESULTS

DATE	VT (RANK)	OPPONENT (RANK)	TV	LOCATION	TIME/RESULT	ATTEND.	TOP RUSHER	TOP PASSER	TOP RECEIVER	TOP TACKLER
Sept. 3	#21/22	vs. (22/20) West Virginia	ABC	FedExField, Landover, Md.	W, 31-24	67,489	Josh Jackson (11-101-1)	Josh Jackson (15-26-235-1)	Cam Phillips (7-138-1)	Andrew Motuapuaka (12)
Sept. 9	#18/18	Delaware	ACCNETWORK EXTRA	Blacksburg, Va.	W, 27-0	65,526	Jalen Holston (8-32-0)	Josh Jackson (16-28-222-2)	Cam Phillips (6-90-1)	Tremaine Edmunds (14)
Sept. 16	#16/16	at East Carolina	CBS SN	Greenville, N.C.	W, 64-17	43,776	Travon McMillian (11-72-0)	Josh Jackson (24-31-372-5)	Cam Phillips (14-189-3)	Mook Reynolds (10)
Sept. 23	#13/13	Old Dominion	ACCNETWORK EXTRA	Blacksburg, Va.	W, 38-0	65,632	Coleman Fox (11-66-0)	Josh Jackson (20-30-298-3)	Cam Phillips (7-108-0)	Tremaine Edmunds (6)
Sept. 30	#12/12	(2/2) Clemson*	ABC	Blacksburg, Va.	L, 17-31	65,632	Coleman Fox (5-39-0)	Josh Jackson (29-44-251-1)	Cam Phillips (7-74-1)	Terrell Edmunds/Reggie Floyd (10)
Oct. 7	#16/19	at Boston College*	ESPN2	Chestnut Hill, Mass.	W, 23-10	32,057	Travon McMillian (17-89-1)	Josh Jackson (22-33-322-1)	Sam Savoy (9-139-1)	Mook Reynolds (9)
Oct. 21	#14/14	North Carolina* (HC)	ESPN2	Blacksburg, Va.	3:30 PM					
Oct. 28		Duke*	TBA	Blacksburg, Va.	TBA					
Nov. 4		at Miami*	TBA	Miami Gardens, Fla.	TBA					
Nov. 11		at Georgia Tech*	TBA	Atlanta, Ga.	TBA					
Nov. 18		Pitt*	TBA	Blacksburg, Va.	TBA					
Nov. 24		at Virginia*	TBA	Charlottesville, Va.	TBA					
Dec. 2		ACC Championship	TBA	Bank of America Stadium	TBA					

Rankings listed (AP/USA Today/CFB Ranking) HC - Homecoming \* - ACC Game

## TEAM STATISTICS

	HOKIES	OPPONENT
<b>SCORING</b>	<b>200</b>	<b>82</b>
Points Per Game	33.3	13.7
Points Off Turnovers	27	14
<b>FIRST DOWNS</b>	<b>139</b>	<b>90</b>
Rushing	57	39
Passing	74	44
Penalty	8	7
<b>RUSHING YARDAGE</b>	<b>1072</b>	<b>731</b>
Yards gained rushing	1194	879
Yards lost rushing	122	148
Rushing Attempts	268	212
Average Per Rush	4.0	3.4
Average Per Game	178.7	121.8
TDs Rushing	10	2
<b>PASSING YARDAGE</b>	<b>1730</b>	<b>1190</b>
Comp-Att-Int	129-199-4	84-181-4
Average Per Pass	8.7	6.6
Average Per Catch	13.4	14.2
Average Per Game	288.3	198.3
TDs Passing	13	7
<b>TOTAL OFFENSE</b>	<b>2802</b>	<b>1921</b>
Total Plays	467	393
Average Per Play	6.0	4.9
Average Per Game	467.0	320.2
<b>KICK RETURNS: #-Yards</b>	<b>10-243</b>	<b>5-85</b>
<b>PUNT RETURNS: #-Yards</b>	<b>20-194</b>	<b>4-4</b>
<b>INT RETURNS: #-Yards</b>	<b>4-73</b>	<b>4-31</b>
<b>KICK RETURN AVERAGE</b>	<b>24.3</b>	<b>17.0</b>
<b>PUNT RETURN AVERAGE</b>	<b>9.7</b>	<b>1.0</b>
<b>INT RETURN AVERAGE</b>	<b>18.2</b>	<b>7.8</b>
<b>FUMBLES-LOST</b>	<b>4-2</b>	<b>6-3</b>
<b>PENALTIES-Yards</b>	<b>29-236</b>	<b>40-287</b>
Average Per Game	39.3	47.8
<b>PUNTS-Yards</b>	<b>31-1358</b>	<b>51-1992</b>
Average Per Punt	43.8	39.1
Net punt average	41.7	34.9
<b>KICKOFFS-Yards</b>	<b>40-2587</b>	<b>20-1262</b>
Average Per Kick	64.7	63.1
Net kick average	40.0	41.0
<b>TIME OF POSSESSION/Game</b>	<b>32:30</b>	<b>27:30</b>
<b>3RD-DOWN Conversions</b>	<b>38/94</b>	<b>24/97</b>
3rd-Down Pct	40%	25%
<b>4TH-DOWN Conversions</b>	<b>5/8</b>	<b>4/8</b>
4th-Down Pct	62%	50%
<b>SACKS BY-Yards</b>	<b>12-78</b>	<b>11-70</b>
<b>MISC YARDS</b>	<b>0</b>	<b>31</b>
<b>TOUCHDOWNS SCORED</b>	<b>24</b>	<b>10</b>
<b>FIELD GOALS-ATTEMPTS</b>	<b>11-17</b>	<b>4-8</b>
<b>ON-SIDE KICKS</b>	<b>0-1</b>	<b>0-0</b>
<b>RED-ZONE SCORES</b>	<b>(46-56) 82%</b>	<b>(18-24) 75%</b>
<b>RED-ZONE TOUCHDOWNS</b>	<b>(28-56) 50%</b>	<b>(10-24) 42%</b>
<b>PAT-ATTEMPTS</b>	<b>(23-23) 100%</b>	<b>(10-10) 100%</b>
<b>ATTENDANCE</b>	<b>387580</b>	<b>151666</b>
Games/Avg Per Game	6/64597	4/37916
Neutral Site Games		2/67489

## SCORE BY QUARTERS

	1ST	2ND	3RD	4TH	TOTAL
Virginia Tech	27	60	65	48	200
Opponents	30	14	17	21	82

## RUSHING

NAME	GP	ATT	GAIN	LOSS	NET	AVG	TD	LONG	AVG/G
Travon McMillian	6	55	282	3	279	5.1	2	23	46.5
Deshawn McCleese	6	38	160	1	159	4.2	2	16	26.5
Josh Jackson	6	55	223	69	154	2.8	1	46	25.7
Coleman Fox	4	29	158	5	153	5.3	1	21	38.2
Steven Peoples	4	36	137	4	133	3.7	2	12	33.2
AJ Bush	2	9	99	2	97	10.8	0	34	48.5
Jalen Holston	5	23	80	0	80	3.5	1	10	16.0
Sean Savoy	6	10	36	11	25	2.5	1	11	4.2
James Clark	3	3	11	9	2	0.7	0	8	0.7
C.J. Carroll	5	5	8	9	-1	-0.2	0	5	-0.2
<b>TEAM</b>	<b>6</b>	<b>5</b>	<b>0</b>	<b>9</b>	<b>-9</b>	<b>-1.8</b>	<b>0</b>	<b>0</b>	<b>-1.8</b>
<b>Total</b>	<b>6</b>	<b>268</b>	<b>1194</b>	<b>122</b>	<b>1072</b>	<b>4.0</b>	<b>10</b>	<b>46</b>	<b>0.0</b>
<b>Opponents</b>	<b>6</b>	<b>212</b>	<b>879</b>	<b>148</b>	<b>731</b>	<b>3.4</b>	<b>2</b>	<b>42</b>	<b>0.0</b>

## PASSING

NAME	GP	EFFIC	ATT-CMP-INT	PCT	YDS	TD	LONG	AVG/G
Josh Jackson	6	158.18	126-192-4	65.6	1700	13	70	283.3
AJ Bush	2	110.90	2-4-0	50.0	29	0	16	14.5
Cam Phillips	6	0.00	0-1-0	0.0	0	0	0	0.0
<b>TEAM</b>	<b>6</b>	<b>0.00</b>	<b>0-1-0</b>	<b>0.0</b>	<b>0</b>	<b>0</b>	<b>0</b>	<b>0.0</b>
Oscar Bradburn	6	108.40	1-1-0	100.0	1	0	1	0.2
C.J. Carroll	5	0.00	0-0-0	0.0	0	0	0	0.0
<b>Total</b>	<b>6</b>	<b>155.39</b>	<b>129-199-4</b>	<b>64.8</b>	<b>1730</b>	<b>13</b>	<b>70</b>	<b>0.0</b>
<b>Opponents</b>	<b>6</b>	<b>109.98</b>	<b>84-181-4</b>	<b>46.4</b>	<b>1190</b>	<b>7</b>	<b>76</b>	<b>0.0</b>

## RECEIVING

NAME	GP	NO.	YDS	AVG	TD	LONG	AVG/G
Cam Phillips	6	42	608	14.5	5	45	101.3
Sean Savoy	6	27	337	12.5	3	53	56.2
C.J. Carroll	5	10	124	12.4	1	35	24.8
Henri Murphy	4	9	129	14.3	0	26	32.2
Dalton Keene	6	8	94	11.8	0	29	15.7
Eric Kumah	6	8	75	9.4	0	23	12.5
Travon McMillian	6	6	97	16.2	2	70	16.2
Deshawn McCleese	6	6	53	8.8	0	24	8.8
Coleman Fox	4	4	13	3.2	0	13	3.2
Steven Peoples	4	3	73	24.3	2	43	18.2
Chris Cunningham	6	2	65	32.5	0	39	10.8
James Clark	3	2	42	21.0	0	34	14.0
Hezekiah Grimsley	5	2	20	10.0	0	13	4.0
<b>Total</b>	<b>6</b>	<b>129</b>	<b>1730</b>	<b>13.4</b>	<b>13</b>	<b>70</b>	<b>0.0</b>
<b>Opponents</b>	<b>6</b>	<b>84</b>	<b>1190</b>	<b>14.2</b>	<b>7</b>	<b>76</b>	<b>0.0</b>

## 2017 STATISTICS

### PUNT RETURNS

NAME	NO.	YDS	AVG	TD	LONG
Greg Stroman	18	190	10.6	1	61
C.J. Carroll	2	4	2.0	0	3
<b>Total</b>	<b>20</b>	<b>194</b>	<b>9.7</b>	<b>1</b>	<b>61</b>
<b>Opponents</b>	<b>4</b>	<b>4</b>	<b>1.0</b>	<b>0</b>	<b>5</b>

### KICKOFF RETURNS

NAME	NO.	YDS	AVG	TD	LONG
Henri Murphy	5	113	22.6	0	30
James Clark	5	130	26.0	0	44
<b>Total</b>	<b>10</b>	<b>243</b>	<b>24.3</b>	<b>0</b>	<b>44</b>
<b>Opponents</b>	<b>5</b>	<b>85</b>	<b>17.0</b>	<b>0</b>	<b>22</b>

### INTERCEPTIONS

NAME	NO.	YDS	AVG	TD	LONG
Terrell Edmunds	1	55	55.0	0	55
Trevon Hill	1	8	8.0	0	8
Greg Stroman	1	10	10.0	0	10
Divine Deablo	1	0	0.0	0	0
<b>Total</b>	<b>4</b>	<b>73</b>	<b>18.2</b>	<b>0</b>	<b>55</b>
<b>Opponents</b>	<b>4</b>	<b>31</b>	<b>7.8</b>	<b>1</b>	<b>22</b>

### FUMBLE RETURNS

NAME	NO.	YDS	AVG	TD	LONG
<b>Total</b>	<b>0</b>	<b>0</b>	<b>0.0</b>	<b>0</b>	<b>0</b>
<b>Opponents</b>	<b>0</b>	<b>0</b>	<b>0.0</b>	<b>0</b>	<b>0</b>

### PUNTING

NAME	NO.	YDS	AVG	LONG	TB	FC	I20	50+	BLKD
Oscar Bradburn	31	1358	43.8	54	3	16	9	8	0
<b>Total</b>	<b>31</b>	<b>1358</b>	<b>43.8</b>	<b>54</b>	<b>3</b>	<b>16</b>	<b>9</b>	<b>8</b>	<b>0</b>
<b>Opponents</b>	<b>51</b>	<b>1992</b>	<b>39.1</b>	<b>56</b>	<b>1</b>	<b>22</b>	<b>8</b>	<b>7</b>	<b>1</b>

### KICKOFFS

NAME	NO.	YDS	AVG	TB	OB	RETN	NET	YDLN
Joey Slye	39	2522	64.7	36	0	66	39.9	25
Brian Johnson	1	65	65.0	0	0	19	46.0	19
<b>Total</b>	<b>40</b>	<b>2587</b>	<b>64.7</b>	<b>36</b>	<b>0</b>	<b>85</b>	<b>40.0</b>	<b>24</b>
<b>Opponents</b>	<b>20</b>	<b>1262</b>	<b>63.1</b>	<b>8</b>	<b>2</b>	<b>243</b>	<b>41.0</b>	<b>24</b>

### FIELD GOALS

#### FIELD GOAL SEQUENCE BY PLAYER

NAME	FGM-FGA	PCT	01-19	20-29	30-39	40-49	50-99	LG	BLK
Joey Slye	11-17	64.7	0-0	5-6	4-6	1-3	1-2	50	1

#### FIELD GOAL SEQUENCE BY GAME

FG SEQUENCE	VIRGINIA TECH	OPPONENTS
West Virginia	(25),38,32	(34)
Delaware	(50),[46],51,(24)	28
East Carolina	(25),(34),(37)	(35),[47]
Old Dominion	27,(31)	-
Clemson	(43),45	(23),41
Boston College	(34),(29),(26)	40,(32)
North Carolina		
Duke		
Miami		
Georgia Tech		
Pitt		
Virginia		

Numbers in (parentheses) indicate field goal was made.  
Numbers in [brackets] indicate field goal was blocked.

### SCORING

NAME	TD	FGS	KICK	RUSH	PAT				
					RCV	PASS	DXP	SAF	
Joey Slye	0	11-17	22-22	0-0	0	0-0	0	0	55
Cam Phillips	5	0-0	0-0	0-0	0	0-0	0	0	30
Sean Savoy	4	0-0	0-0	0-0	0	0-0	0	0	24
Travon McMillian	4	0-0	0-0	0-0	0	0-0	0	0	24
Steven Peoples	4	0-0	0-0	0-0	0	0-0	0	0	24
Deshawn McCleave	2	0-0	0-0	0-0	0	0-0	0	0	12
C.J. Carroll	1	0-0	0-0	0-0	0	0-0	0	0	6
Josh Jackson	1	0-0	0-0	0-0	0	0-1	0	0	6
Jalen Holston	1	0-0	0-0	0-0	0	0-0	0	0	6
Coleman Fox	1	0-0	0-0	0-0	0	0-0	0	0	6
Greg Stroman	1	0-0	0-0	0-0	0	0-0	0	0	6
Brian Johnson	0	0-0	1-1	0-0	0	0-0	0	0	1
<b>Total</b>	<b>24</b>	<b>11-17</b>	<b>23-23</b>	<b>0-0</b>	<b>0</b>	<b>0-1</b>	<b>0</b>	<b>0</b>	<b>200</b>
<b>Opponents</b>	<b>10</b>	<b>4-8</b>	<b>10-10</b>	<b>0-0</b>	<b>0</b>	<b>0-0</b>	<b>0</b>	<b>0</b>	<b>82</b>

### ALL-PURPOSE

NAME	G	RUSH	REC	PR	KOR	IR	TOT	AVG/G
Cam Phillips	6	0	608	0	0	0	608	101.3
Travon McMillian	6	279	97	0	0	0	376	62.7
Sean Savoy	6	25	337	0	0	0	362	60.3
Henri Murphy	4	0	129	0	113	0	242	60.5
Deshawn McCleave	6	159	53	0	0	0	212	35.3
Steven Peoples	4	133	73	0	0	0	206	51.5
Greg Stroman	6	0	0	190	0	10	200	33.3
James Clark	3	2	42	0	130	0	174	58.0
Coleman Fox	4	153	13	0	0	0	166	41.5
Josh Jackson	6	154	0	0	0	0	154	25.7
C.J. Carroll	5	-1	124	4	0	0	127	25.4
AJ Bush	2	97	0	0	0	0	97	48.5
Dalton Keene	6	0	94	0	0	0	94	15.7
Jalen Holston	5	80	0	0	0	0	80	16.0
Eric Kumah	6	0	75	0	0	0	75	12.5
Chris Cunningham	6	0	65	0	0	0	65	10.8
Terrell Edmunds	6	0	0	0	0	55	55	9.2
Hezekiah Grimsley	5	0	20	0	0	0	20	4.0
Trevon Hill	6	0	0	0	0	8	8	1.3
TEAM	6	-9	0	0	0	0	-9	-1.8
<b>Total</b>	<b>0</b>	<b>1072</b>	<b>1730</b>	<b>194</b>	<b>243</b>	<b>73</b>	<b>3312</b>	<b>0.0</b>
<b>Opponents</b>	<b>0</b>	<b>731</b>	<b>1190</b>	<b>4</b>	<b>85</b>	<b>31</b>	<b>2041</b>	<b>0.0</b>

### TOTAL OFFENSE

NAME	G	PLAYS	RUSH	PASS	TOTAL	AVG/G
Josh Jackson	6	247	154	1700	1854	309.0
Travon McMillian	6	55	279	0	279	46.5
Deshawn McCleave	6	38	159	0	159	26.5
Coleman Fox	4	29	153	0	153	38.2
Steven Peoples	4	36	133	0	133	33.2
AJ Bush	2	13	97	29	126	63.0
Jalen Holston	5	23	80	0	80	16.0
Sean Savoy	6	10	25	0	25	4.2
James Clark	3	3	2	0	2	0.7
Oscar Bradburn	6	1	0	1	1	0.2
C.J. Carroll	5	5	-1	0	-1	-0.2
TEAM	6	6	-9	0	-9	-1.8
<b>Total</b>	<b>0</b>	<b>467</b>	<b>1072</b>	<b>1730</b>	<b>2802</b>	<b>0.0</b>
<b>Opponents</b>	<b>0</b>	<b>393</b>	<b>731</b>	<b>1190</b>	<b>1921</b>	<b>0.0</b>

# 17 FOOTBALL GAME NOTES

## 2017 STATISTICS

### 2017 DEFENSIVE STATISTICS

NO.	NAME	GP-GS	TACKLES			TFL/YDS	SACKS NO-YARDS	PASS DEF			FR-YDS	FF	BLKD KICK	SAFETY
			SOLO	AST	TOTAL			BRUP	QBH					
49	Tremaine Edmunds	6-6	24	26	50	4.5-26	1.5-19	.	.	1	.	2	.	
6	Mook Reynolds	6-6	26	20	46	5.0-19	1.0-7	.	.	3	.	.	.	
54	Andrew Motuapuaka	6-6	22	22	44	4.5-11	2.5-8	.	2	4	1-0	1	.	
22	Terrell Edmunds	6-6	19	18	37	1.5-9	1.0-9	1-55	3	.	.	.	.	
21	Reggie Floyd	6-6	18	17	35	0.5-2	.	.	1	1	.	1	.	
94	Trevon Hill	6-6	11	11	22	5.0-28	2.0-16	1-8	.	5	1-0	.	.	
8	Ricky Walker	6-6	8	14	22	4.0-8	.	.	.	6	.	.	.	
4	Tim Settle	6-6	9	9	18	6.0-16	2.0-5	.	1	1	.	.	1	
36	Adonis Alexander	4-2	16	2	18	2.0-8	1.0-7	.	3	.	.	.	.	
99	Vinny Mihota	6-6	5	9	14	2.0-7	0.5-2	.	.	.	.	.	.	
31	Brandon Facyson	6-4	5	5	10	1.0-1	.	.	3	.	.	.	.	
7D	Divine Deablo	4-0	6	2	8	1.5-6	0.5-5	1-0	3	.	.	.	.	
55	Jarrold Hewitt	5-0	2	5	7	1.5-3	.	.	.	1	1-0	.	.	
25	Greg Stroman	6-6	2	4	6	.	.	1-10	8	.	.	.	.	
24	Anthony Shegog	6-0	3	2	5	.	.	.	1	2	.	.	.	
56	Sean Huelskamp	6-0	3	2	5	.	.	.	.	1	.	.	.	
11	Houshun Gaines	5-0	2	2	4	.	.	.	1	1	.	.	.	
28	Bryce Watts	6-0	2	1	3	.	.	.	1	.	.	.	.	
20	Deon Newsome	6-0	1	2	3	.	.	.	1	.	.	.	.	
96	Jimmie Taylor	4-0	1	1	2	0.5-1	.	.	.	.	.	.	.	
46	Joey Slye	6-0	1	1	2	.	.	.	.	.	.	.	.	
4D	Emmanuel Belmar	6-0	.	2	2	.	.	.	.	2	.	.	.	
9D	Khalil Ladler	6-0	1	1	2	1.5-1	.	.	.	.	.	1	1	
43	Xavier Burke	3-0	.	2	2	0.5-1	.	.	.	.	.	.	.	
26	Jovonn Quillen	4-0	.	1	1	.	.	.	.	.	.	.	.	
29	Dalton Keene	6-5	.	1	1	.	.	.	.	.	.	.	.	
9	Drake Deluliis	1-0	.	1	1	.	.	.	.	.	.	.	.	
69	Yosuah Nijman	6-6	.	1	1	.	.	.	.	.	.	.	.	
18	Raymon Minor	3-0	.	1	1	0.5-1	.	.	.	.	.	.	.	
40	Trey Skeens	3-0	.	1	1	.	.	.	.	.	.	.	.	
<b>Total</b>		<b>6-0</b>	<b>187</b>	<b>186</b>	<b>373</b>	<b>42-148</b>	<b>12-78</b>	<b>4-73</b>	<b>28</b>	<b>28</b>	<b>3-0</b>	<b>5</b>	<b>2</b>	
<b>Opponents</b>		<b>6-0</b>	<b>242</b>	<b>290</b>	<b>532</b>	<b>37.0-130</b>	<b>11-70</b>	<b>4-31</b>	<b>19</b>	<b>23</b>	<b>2-0</b>	<b>2</b>	<b>1</b>	

#### RUSHING TACKLES

NAME	TOTAL
Tremaine Edmunds	40
Andrew Motuapuaka	34
Mook Reynolds	26
Reggie Floyd	25
Terrell Edmunds	22
Ricky Walker	20
Trevon Hill	19
Tim Settle	16
Vinny Mihota	11
Adonis Alexander	8
Jarrold Hewitt	7
Brandon Facyson	5
Sean Huelskamp	3
Greg Stroman	3
Houshun Gaines	3
Anthony Shegog	3
Divine Deablo	2
Deon Newsome	2
Emmanuel Belmar	2
Jimmie Taylor	2
Xavier Burke	2
Khalil Ladler	1
Trey Skeens	1
Bryce Watts	1
Raymon Minor	1
<b>TOTALS</b>	<b>259</b>

#### PASSING TACKLES

NAME	TOTAL
Mook Reynolds	18
Terrell Edmunds	12
Reggie Floyd	9
Adonis Alexander	9
Tremaine Edmunds	7
Andrew Motuapuaka	5
Divine Deablo	4
Brandon Facyson	4
Greg Stroman	3
Ricky Walker	2
Vinny Mihota	2
Houshun Gaines	1
Trevon Hill	1
Drake Deluliis	1
<b>TOTALS</b>	<b>78</b>

#### SPECIAL TEAMS TACKLES

NAME	T	KO	PUNT
Joey Slye	2	2	0
Anthony Shegog	2	0	2
Bryce Watts	2	0	2
Terrell Edmunds	2	2	0
Sean Huelskamp	2	1	1
Brandon Facyson	1	0	1
Divine Deablo	1	0	1
Andrew Motuapuaka	1	0	1
Deon Newsome	1	0	1
Jovonn Quillen	1	1	0
<b>TOTALS</b>	<b>15</b>	<b>6</b>	<b>9</b>

#### HOKIES ON COIN FLIPS

Virginia Tech is 4-2 in coin tosses this season.

GAME	FLIP	SCORE
West Virginia	WON	W, 31-24
Delaware	WON	W, 27-0
East Carolina	WON	W, 64-17
Old Dominion	LOST	W, 38-0
Clemson	LOST	L, 17-31
Boston College	WON	W, 23-10
North Carolina		
Duke		
Miami		
Georgia Tech		
Pitt		
Virginia		

#### HOKIES ON OPENING OFFENSIVE DRIVES

GAME	1ST HALF	2ND HALF
West Virginia	Punt	Punt
Delaware	Punt	Punt
East Carolina	TOUCHDOWN	TOUCHDOWN
Old Dominion	Missed FG	TOUCHDOWN
Clemson	Punt	Fumble
Boston College	INTERCEPTION	FIELD GOAL
North Carolina		
Duke		
Miami		
Georgia Tech		
Pitt		
Virginia		

#### HOKIES ON OPENING DEFENSIVE SERIES

GAME	1ST HALF	2ND HALF
West Virginia	Punt	FIELD GOAL
Delaware	Punt	INTERCEPTION
East Carolina	TOUCHDOWN	Punt
Old Dominion	Downs	Punt
Clemson	FIELD GOAL	Punt
Boston College	Punt	Punt
North Carolina		
Duke		
Miami		
Georgia Tech		
Pitt		
Virginia		

## 2017 STATISTICS

### BIG PLAYS (MORE THAN 20 YARDS)

#### 20-YARD PLUS PLAYS

YARDS	TYPE	PLAYER(S)	OPPONENT
*70	Pass	Travon McMillian from Josh Jackson	East Carolina
*61	PR	Greg Stroman	Delaware
55	INT	Terrell Edmunds	Delaware
*53	Pass	Sean Savoy from Josh Jackson	Boston College
46	Pass	Sean Savoy from Josh Jackson	Boston College
46	Rush	Josh Jackson	West Virginia
*45	Pass	Cam Phillips from Josh Jackson	East Carolina
44	KR	James Clark	West Virginia
43	PR	Greg Stroman	Clemson
*43	Pass	Steven Peoples from Josh Jackson	Old Dominion
39	Pass	Chris Cunningham from Josh Jackson	West Virginia
38	Pass	Sean Savoy from Josh Jackson	Delaware
35	Pass	C.J. Carroll from Josh Jackson	Clemson
34	Pass	James Clark from Josh Jackson	East Carolina
34	Rush	AJ Bush	East Carolina
*32	Pass	Cam Phillips from Josh Jackson	West Virginia
*31	Pass	Cam Phillips from Josh Jackson	East Carolina
30	KR	Henri Murphy	Old Dominion
*30	Pass	Sean Savoy from Josh Jackson	Clemson
29	Pass	C.J. Carroll from Josh Jackson	Delaware
29	Pass	Dalton Keene from Josh Jackson	Boston College
29	Pass	Cam Phillips from Josh Jackson	Old Dominion
28	Pass	Cam Phillips from Josh Jackson	West Virginia
28	Pass	Cam Phillips from Josh Jackson	West Virginia
*28	Pass	Cam Phillips from Josh Jackson	Delaware
26	Pass	Chris Cunningham from Josh Jackson	Old Dominion
26	Pass	Henri Murphy from Josh Jackson	Boston College
25	KR	James Clark	West Virginia
24	KR	James Clark	West Virginia
24	Pass	Deshawn McCleese from Josh Jackson	Old Dominion
24	Rush	AJ Bush	East Carolina
24	KR	Henri Murphy	Clemson
*23	Rush	Travon McMillian	Boston College
23	Pass	Cam Phillips from Josh Jackson	Old Dominion
23	Pass	Eric Kumah from Josh Jackson	Boston College
23	Pass	Cam Phillips from Josh Jackson	Old Dominion
22	Pass	Sean Savoy from Josh Jackson	West Virginia
22	Pass	Cam Phillips from Josh Jackson	West Virginia
22	Pass	Cam Phillips from Josh Jackson	Delaware
22	KR	Henri Murphy	Clemson
22	Pass	C.J. Carroll from Josh Jackson	Delaware
21	KR	James Clark	East Carolina
21	KR	Henri Murphy	Clemson
21	Rush	Coleman Fox	Old Dominion
21	Pass	Cam Phillips from Josh Jackson	Clemson
20	Pass	Henri Murphy from Josh Jackson	Clemson
20	Pass	Dalton Keene from Josh Jackson	Boston College

\* touchdown scored on play

#### VT LONG PLAYS BY THE NUMBERS

LONG PLAYS BY YARDS	NO.	TD
100+	0	0
90-99	0	0
80-89	0	0
70-79	1	1
60-69	1	1
50-59	2	1
40-49	6	2
30-39	9	3
20-29	28	2

LONG PLAYS BY TYPE	NO.	TD
<b>Rushing</b>	5	1
<b>Passing</b>	31	8
<b>Punt returns</b>	2	1
<b>Kick returns</b>	8	0
<b>Interceptions</b>	1	0
<b>Fumble returns</b>	0	0
<b>Other</b>	0	0
<b>TOTAL</b>	<b>47</b>	<b>10</b>

#### 20-YARD PLUS BY PLAYER

PLAYER	NO.	TD	R	P	KR	PR	IR	FR
Cam Phillips	12	4	0	12	0	0	0	0
Henri Murphy	6	0	0	2	4	0	0	0
Sean Savoy	5	2	0	5	0	0	0	0
James Clark	5	0	0	1	4	0	0	0
C.J. Carroll	3	0	0	3	0	0	0	0
Travon McMillian	2	2	1	1	0	0	0	0
Greg Stroman	2	1	0	0	0	2	0	0
AJ Bush	2	0	2	0	0	0	0	0
Dalton Keene	2	0	0	2	0	0	0	0
Chris Cunningham	2	0	0	2	0	0	0	0
Steven Peoples	1	1	0	1	0	0	0	0
Josh Jackson	1	0	1	0	0	0	0	0
Terrell Edmunds	1	0	0	0	0	0	1	0
Eric Kumah	1	0	0	1	0	0	0	0
Coleman Fox	1	0	1	0	0	0	0	0
Deshawn McCleese	1	0	0	1	0	0	0	0
<b>TOTAL</b>	<b>47</b>	<b>10</b>	<b>5</b>	<b>31</b>	<b>8</b>	<b>2</b>	<b>1</b>	<b>0</b>

#### VIRGINIA TECH'S LONGEST PLAYS OF THE YEAR

Rushing	46	Josh Jackson vs West Virginia (9/3/2017)
Rushing TD	23	Travon McMillian vs Boston College (10/7/2017)
Passing	70	Travon McMillian from Josh Jackson vs. East Carolina (9/16/2017)
Passing TD	70	Travon McMillian from Josh Jackson vs. East Carolina (9/16/2017)
Punt Return	61	Greg Stroman vs Delaware (9/9/2017)
Kick Return	44	James Clark vs West Virginia (9/3/2017)
INT Return	55	Terrell Edmunds vs Delaware (9/9/2017)
Punt	54	Oscar Bradburn vs West Virginia (9/3/2017)
Field Goal	50	Joey Slye vs Delaware (9/9/2017)

### MONEY PLAYS (PLAYS RESULTING IN A 1ST DOWN OR TD)

RUSHERS	1ST	TD	NO.	ATT
Travon McMillian	13	2	14	55
Josh Jackson	12	1	13	45
Coleman Fox	9	1	10	29
Steven Peoples	6	2	8	36
Deshawn McCleese	6	2	7	38
Jalen Holston	5	1	6	23
Sean Savoy	2	1	3	10
AJ Bush	3	0	3	9
James Clark	1	0	1	3
<b>TOTALS</b>	<b>57</b>	<b>10</b>	<b>65</b>	<b>257</b>
<b>1st DOWN TOTALS</b>	<b>13</b>	<b>3</b>	<b>16</b>	<b>129</b>
<b>2nd DOWN TOTALS</b>	<b>26</b>	<b>5</b>	<b>29</b>	<b>90</b>
<b>3rd DOWN TOTALS</b>	<b>15</b>	<b>2</b>	<b>17</b>	<b>34</b>
<b>4th DOWN TOTALS</b>	<b>3</b>	<b>0</b>	<b>3</b>	<b>4</b>

RECEIVERS	1ST	TD	NO.	ATT
Cam Phillips	28	5	28	42
Sean Savoy	12	3	13	27
Henri Murphy	6	0	6	9
C.J. Carroll	5	1	6	10
Eric Kumah	5	0	5	8
Dalton Keene	5	0	5	8
Deshawn McCleese	3	0	3	6
Steven Peoples	3	2	3	3
Travon McMillian	2	2	3	6
Chris Cunningham	2	0	2	2
Hezekiah Grimsley	1	0	1	2
Coleman Fox	1	0	1	4
James Clark	1	0	1	2
<b>TOTALS</b>	<b>74</b>	<b>13</b>	<b>77</b>	<b>129</b>
<b>1st DOWN TOTALS</b>	<b>30</b>	<b>6</b>	<b>30</b>	<b>49</b>
<b>2nd DOWN TOTALS</b>	<b>22</b>	<b>4</b>	<b>24</b>	<b>45</b>
<b>3rd DOWN TOTALS</b>	<b>20</b>	<b>2</b>	<b>21</b>	<b>31</b>
<b>4th DOWN TOTALS</b>	<b>2</b>	<b>1</b>	<b>2</b>	<b>4</b>

### DRIVE START AVERAGES

OBTAINED	HOKIES		OPPONENTS	
	#	AVG	#	AVG
Kickoff	20	28.2	41	25.6
Punt	51	32.8	31	22.3
Field goal	4	24.0	6	37.0
Fumble	3	74.7	2	33.0
Interception	4	56.8	4	57.2
Downs	3	31.7	3	24.0
<b>All drives</b>	<b>85</b>	<b>33.9</b>	<b>87</b>	<b>26.8</b>

# 17 FOOTBALL GAME NOTES

## 2017 STATISTICS

### SUPERLATIVES

#### MOST BY A HOKIE...

Rushes	17	Travon McMillian at Boston College (Oct 07, 2017)
Yards Rushing	101	Josh Jackson vs West Virginia (Sep 03, 2017)
TD Rushes	1	Travon McMillian vs West Virginia (Sep 03, 2017)
		Deshawn McCleese vs West Virginia (Sep 03, 2017)
		Josh Jackson vs West Virginia (Sep 03, 2017)
		Jalen Holston at East Carolina (Sep 16, 2017)
		Coleman Fox at East Carolina (Sep 16, 2017)
		Steven Peoples at East Carolina (Sep 16, 2017)
		Deshawn McCleese vs Old Dominion (Sep 23, 2017)
		Steven Peoples vs Old Dominion (Sep 23, 2017)
		Sean Savoy vs Clemson (Sep 30, 2017)
		Travon McMillian at Boston College (Oct 07, 2017)
Long Rush	46	Josh Jackson vs West Virginia (Sep 03, 2017)
Pass attempts	44	Josh Jackson vs Clemson (Sep 30, 2017)
Pass completions	29	Josh Jackson vs Clemson (Sep 30, 2017)
Yards Passing	372	Josh Jackson at East Carolina (Sep 16, 2017)
TD Passes	5	Josh Jackson at East Carolina (Sep 16, 2017)
Long Pass	70	Josh Jackson at East Carolina (Sep 16, 2017)
Receptions	14	Cam Phillips at East Carolina (Sep 16, 2017)
Yards Receiving	189	Cam Phillips at East Carolina (Sep 16, 2017)
TD Receptions	3	Cam Phillips at East Carolina (Sep 16, 2017)
Long Reception	70	Travon McMillian at East Carolina (Sep 16, 2017)
Field Goals	3	Joey Slye at East Carolina (Sep 16, 2017)
		Joey Slye at Boston College (Oct 07, 2017)
Long Field Goal	50	Joey Slye vs Delaware (Sep 09, 2017)
Punts	8	Oscar Bradburn vs West Virginia (Sep 03, 2017)
Punting Avg	46.5	Oscar Bradburn vs West Virginia (Sep 03, 2017)
Long Punt	54	Oscar Bradburn vs West Virginia (Sep 03, 2017)
Punts inside 20	3	Oscar Bradburn vs West Virginia (Sep 03, 2017)
		Oscar Bradburn at Boston College (Oct 07, 2017)
Long Punt Return	61	Greg Stroman vs Delaware (Sep 09, 2017)
Long Kickoff Return	44	James Clark vs West Virginia (Sep 03, 2017)
Tackles	14	Tremaine Edmunds vs Delaware (Sep 09, 2017)
Sacks	1.5	Tremaine Edmunds vs Delaware (Sep 09, 2017)
Tackles For Loss	4.0	Tremaine Edmunds vs Delaware (Sep 09, 2017)
Interceptions	1	Trevon Hill vs West Virginia (Sep 03, 2017)
		Terrell Edmunds vs Delaware (Sep 09, 2017)
		Greg Stroman at East Carolina (Sep 16, 2017)
		Divine Deablo vs Old Dominion (Sep 23, 2017)

#### VIRGINIA TECH GAME HIGHS

Rushes	62	at East Carolina (Sep 16, 2017)
Yards Rushing	287	at East Carolina (Sep 16, 2017)
Yards Per Rush	5.2	vs West Virginia (Sep 03, 2017)
TD Rushes	3	vs West Virginia (Sep 03, 2017)
		at East Carolina (Sep 16, 2017)
Pass attempts	45	vs Clemson (Sep 30, 2017)
Pass completions	30	vs Clemson (Sep 30, 2017)
Yards Passing	388	at East Carolina (Sep 16, 2017)
Yards Per Pass	11.8	at East Carolina (Sep 16, 2017)
TD Passes	5	at East Carolina (Sep 16, 2017)
Total Plays	95	at East Carolina (Sep 16, 2017)
Total Offense	675	at East Carolina (Sep 16, 2017)
Yards Per Play	7.1	at East Carolina (Sep 16, 2017)
Points	64	at East Carolina (Sep 16, 2017)
Sacks By	4	vs Delaware (Sep 09, 2017)
First Downs	34	at East Carolina (Sep 16, 2017)
Penalties	9	at Boston College (Oct 07, 2017)
Penalty Yards	69	at East Carolina (Sep 16, 2017)
Turnovers	3	vs Clemson (Sep 30, 2017)
Interceptions By	1	vs West Virginia (Sep 03, 2017)
		vs Delaware (Sep 09, 2017)
		at East Carolina (Sep 16, 2017)
		vs Old Dominion (Sep 23, 2017)
Punts	8	vs West Virginia (Sep 03, 2017)
Punting Avg	46.5	vs West Virginia (Sep 03, 2017)
Long Punt	54	vs West Virginia (Sep 03, 2017)
Punts inside 20	3	vs West Virginia (Sep 03, 2017)
		at Boston College (Oct 07, 2017)
Long Punt Return	61	vs Delaware (Sep 09, 2017)

#### MOST BY AN OPPONENT...

Rushes	19	K. BRYANT, vs Clemson (Sep 30, 2017)
Yards Rushing	106	Crawford, J, vs West Virginia (Sep 03, 2017)
TD Rushes	1	FULLER, vs Clemson (Sep 30, 2017)
		FEASTER, vs Clemson (Sep 30, 2017)
Long Rush	42	Crawford, J, vs West Virginia (Sep 03, 2017)
Pass attempts	53	Grier, Will, vs West Virginia (Sep 03, 2017)
Pass completions	31	Grier, Will, vs West Virginia (Sep 03, 2017)
Yards Passing	371	Grier, Will, vs West Virginia (Sep 03, 2017)
TD Passes	3	Grier, Will, vs West Virginia (Sep 03, 2017)
Long Pass	76	MINSHEW, Grdnr, at East Carolina (Sep 16, 2017)
Receptions	13	Jennings Jr., G, vs West Virginia (Sep 03, 2017)
Yards Receiving	189	Jennings Jr., G, vs West Virginia (Sep 03, 2017)
TD Receptions	2	Sills V, David, vs West Virginia (Sep 03, 2017)
Long Reception	76	BROWN, Trevon, at East Carolina (Sep 16, 2017)
Field Goals	1	Molina, Mike, vs West Virginia (Sep 03, 2017)
		VERITY, Jake, at East Carolina (Sep 16, 2017)
		AL. SPENCE, vs Clemson (Sep 30, 2017)
		Lichtenberg,C, at Boston College (Oct 07, 2017)
Long Field Goal	35	VERITY, Jake, at East Carolina (Sep 16, 2017)
Punts	10	Nick Pritchard, vs Delaware (Sep 09, 2017)
		CATE, Bailey, vs Old Dominion (Sep 23, 2017)
Punting Avg	41.5	CATE, Bailey, vs Old Dominion (Sep 23, 2017)
Long Punt	56	Knoll,M, at Boston College (Oct 07, 2017)
Punts inside 20	3	CATE, Bailey, vs Old Dominion (Sep 23, 2017)
Long Punt Return	5	Jamie Jarmon, vs Delaware (Sep 09, 2017)
Long Kickoff Return	22	Walker,M, at Boston College (Oct 07, 2017)
Tackles	14	Allen,Z, at Boston College (Oct 07, 2017)
Sacks	3.0	Landry,H, at Boston College (Oct 07, 2017)
Tackles For Loss	3.0	Allen,Z, at Boston College (Oct 07, 2017)
		Landry,H, at Boston College (Oct 07, 2017)
Interceptions	1	CARTER, Sean, vs Old Dominion (Sep 23, 2017)
		O'DANIEL, vs Clemson (Sep 30, 2017)
		A. BRYANT, vs Clemson (Sep 30, 2017)
		Yiadom,I, at Boston College (Oct 07, 2017)
		O'DANIEL, vs Clemson (Sep 30, 2017)
		A. BRYANT, vs Clemson (Sep 30, 2017)

#### OPPONENT GAME HIGHS

Rushes	46	vs Delaware (Sep 09, 2017)
Yards Rushing	221	vs West Virginia (Sep 03, 2017)
Yards Per Rush	6.3	vs West Virginia (Sep 03, 2017)
TD Rushes	2	vs Clemson (Sep 30, 2017)
Pass attempts	54	vs West Virginia (Sep 03, 2017)
Pass completions	31	vs West Virginia (Sep 03, 2017)
Yards Passing	371	vs West Virginia (Sep 03, 2017)
Yards Per Pass	8.9	vs Clemson (Sep 30, 2017)
TD Passes	3	vs West Virginia (Sep 03, 2017)
Total Plays	89	vs West Virginia (Sep 03, 2017)
Total Offense	592	vs West Virginia (Sep 03, 2017)
Yards Per Play	6.7	vs West Virginia (Sep 03, 2017)
Points	31	vs Clemson (Sep 30, 2017)
Sacks By	5	at Boston College (Oct 07, 2017)
First Downs	29	vs West Virginia (Sep 03, 2017)
Penalties	11	vs Delaware (Sep 09, 2017)
Penalty Yards	84	vs Delaware (Sep 09, 2017)
Turnovers	3	at East Carolina (Sep 16, 2017)
Interceptions By	2	vs Clemson (Sep 30, 2017)
Punts	10	vs Delaware (Sep 09, 2017)
		vs Old Dominion (Sep 23, 2017)
Punting Avg	41.5	vs Old Dominion (Sep 23, 2017)
Long Punt	56	at Boston College (Oct 07, 2017)
Punts inside 20	3	vs Old Dominion (Sep 23, 2017)
Long Punt Return	5	vs Delaware (Sep 09, 2017)

2017 STATISTICS

VIRGINIA TECH MISCELLANEOUS STATS

3RD-DOWN CONVERSIONS

DATE	OPPONENT	SCORE	OVERALL	1ST QTR	2ND QTR	3RD QTR	4TH QTR
Sept. 3	vs West Virginia	W 31-24	3-15 20.0%	0-4 0.0%	2-5 40.0%	1-3 33.3%	0-3 0.0%
Sept. 9	Delaware	W 27-0	3-11 27.3%	1-3 33.3%	0-3 0.0%	0-2 0.0%	2-3 66.7%
Sept. 16	at East Carolina	W 64-17	9-15 60.0%	4-5 80.0%	1-4 25.0%	2-2 100.0%	2-4 50.0%
Sept. 23	Old Dominion	W 38-0	11-18 61.1%	3-6 50.0%	2-3 66.7%	4-5 80.0%	2-4 50.0%
Sept. 30	Clemson	L 17-31	4-15 26.7%	1-5 20.0%	1-3 33.3%	0-3 0.0%	2-4 50.0%
Oct. 7	at Boston College	W 23-10	8-20 40.0%	0-2 0.0%	6-8 75.0%	2-5 40.0%	0-5 0.0%
Oct. 21	North Carolina						
Oct. 28	Duke						
Nov. 4	at Miami						
Nov. 11	at Georgia Tech						
Nov. 18	Pitt						
Nov. 24	at Virginia						
<b>Virginia Tech</b>			<b>38-94 40.4%</b>	<b>9-25 36.0%</b>	<b>12-26 46.2%</b>	<b>9-20 45.0%</b>	<b>8-23 34.8%</b>
<b>Opponents</b>			<b>24-97 24.7%</b>	<b>11-29 37.9%</b>	<b>3-23 13.0%</b>	<b>6-23 26.1%</b>	<b>4-22 18.2%</b>

4TH-DOWN CONVERSIONS

DATE	OPPONENT	SCORE	OVERALL	1ST QTR	2ND QTR	3RD QTR	4TH QTR
Sept. 3	vs West Virginia	W 31-24	1-1 100.0%	1-1 100.0%	0-0 0.0%	0-0 0.0%	0-0 0.0%
Sept. 9	Delaware	W 27-0	0-0 0.0%	0-0 0.0%	0-0 0.0%	0-0 0.0%	0-0 0.0%
Sept. 16	at East Carolina	W 64-17	1-1 100.0%	0-0 0.0%	0-0 0.0%	0-0 0.0%	1-1 100.0%
Sept. 23	Old Dominion	W 38-0	0-0 0.0%	0-0 0.0%	0-0 0.0%	0-0 0.0%	0-0 0.0%
Sept. 30	Clemson	L 17-31	3-5 60.0%	0-0 0.0%	0-0 0.0%	1-3 33.3%	2-2 100.0%
Oct. 7	at Boston College	W 23-10	0-1 0.0%	0-0 0.0%	0-0 0.0%	0-0 0.0%	0-1 0.0%
Oct. 21	North Carolina						
Oct. 28	Duke						
Nov. 4	at Miami						
Nov. 11	at Georgia Tech						
Nov. 18	Pitt						
Nov. 24	at Virginia						
<b>Virginia Tech</b>			<b>5-8 62.5%</b>	<b>1-1 100.0%</b>	<b>0-0 0.0%</b>	<b>1-3 33.3%</b>	<b>3-4 75.0%</b>
<b>Opponents</b>			<b>4-8 50.0%</b>	<b>0-1 0.0%</b>	<b>1-3 33.3%</b>	<b>1-1 100.0%</b>	<b>2-3 66.7%</b>

TIME OF POSSESSION

DATE	OPPONENT	SCORE	OVERALL	1ST QTR	2ND QTR	3RD QTR	4TH QTR
Sept. 3	vs West Virginia	W 31-24	31:00	7:24	6:32	7:22	9:42
Sept. 9	Delaware	W 27-0	23:13	2:33	7:13	4:39	8:48
Sept. 16	at East Carolina	W 64-17	39:13	8:18	11:57	9:56	9:02
Sept. 23	Old Dominion	W 38-0	38:15	9:03	7:02	10:00	12:10
Sept. 30	Clemson	L 17-31	29:16	8:28	7:20	5:52	7:36
Oct. 7	at Boston College	W 23-10	34:03	6:00	9:21	10:47	7:55
Oct. 21	North Carolina						
Oct. 28	Duke						
Nov. 4	at Miami						
Nov. 11	at Georgia Tech						
Nov. 18	Pitt						
Nov. 24	at Virginia						
<b>Virginia Tech Total</b>			<b>195:00</b>	<b>41:46</b>	<b>49:25</b>	<b>48:36</b>	<b>55:13</b>
<b>Avg.</b>			<b>32:30</b>	<b>6:57</b>	<b>8:14</b>	<b>8:06</b>	<b>9:12</b>
<b>Opponents Total</b>			<b>165:00</b>	<b>48:14</b>	<b>40:35</b>	<b>41:24</b>	<b>34:47</b>
<b>Avg.</b>			<b>27:30</b>	<b>8:02</b>	<b>6:45</b>	<b>6:54</b>	<b>5:47</b>

RED ZONE STATS

VIRGINIA TECH INSIDE OPPONENT RED-ZONE

DATE	OPPONENT	SCORE	TIMES		TOTAL PTS	TDS	RUSH TDS	PASS TDS	FGS MADE	FGA	FAILED TO SCORE INSIDE RZ				GAME
			IN RZ	SCORED							DNOWNS	INT	FUMB	HALF	
Sept. 3	vs West Virginia	W 31-24	6	4	24	3	3	0	1	2	0	0	0	0	0
Sept. 9	Delaware	W 27-0	2	2	10	1	0	1	1	0	0	0	0	0	0
Sept. 16	at East Carolina	W 64-17	8	8	44	5	3	2	3	0	0	0	0	0	0
Sept. 23	Old Dominion	W 38-0	6	5	31	4	2	2	1	1	0	0	0	0	0
Sept. 30	Clemson	L 17-31	2	1	7	1	1	0	0	0	1	0	0	0	0
Oct. 7	at Boston College	W 23-10	4	3	9	0	0	0	3	0	1	0	0	0	0
Oct. 21	North Carolina														
Oct. 28	Duke														
Nov. 4	at Miami														
Nov. 11	at Georgia Tech														
Nov. 18	Pitt														
Nov. 24	at Virginia														
<b>Totals 23 of 28 (82.1%)</b>			<b>28</b>	<b>23</b>	<b>125</b>	<b>14</b>	<b>9</b>	<b>5</b>	<b>9</b>	<b>3</b>	<b>2</b>	<b>0</b>	<b>0</b>	<b>0</b>	<b>0</b>

VIRGINIA TECH INSIDE OPPONENT RED-ZONE

DATE	OPPONENT	SCORE	TIMES		TOTAL PTS	TDS	RUSH TDS	PASS TDS	FGS MADE	FGA	FAILED TO SCORE INSIDE RZ				GAME
			IN RZ	SCORED							DNOWNS	INT	FUMB	HALF	
Sept. 3	vs West Virginia	W 31-24	4	3	17	2	0	2	1	0	0	0	0	1	0
Sept. 9	Delaware	W 27-0	2	0	0	0	0	0	0	1	0	1	0	0	0
Sept. 16	at East Carolina	W 64-17	2	2	10	1	0	1	1	0	0	0	0	0	0
Sept. 23	Old Dominion	W 38-0	0	0	0	0	0	0	0	0	0	0	0	0	0
Sept. 30	Clemson	L 17-31	3	3	17	2	2	0	1	0	0	0	0	0	0
Oct. 7	at Boston College	W 23-10	1	1	3	0	0	0	1	0	0	0	0	0	0
Oct. 21	North Carolina														
Oct. 28	Duke														
Nov. 4	at Miami														
Nov. 11	at Georgia Tech														
Nov. 18	Pitt														
Nov. 24	at Virginia														
<b>Totals 9 of 12 (75.0%)</b>			<b>12</b>	<b>9</b>	<b>47</b>	<b>5</b>	<b>2</b>	<b>3</b>	<b>4</b>	<b>1</b>	<b>0</b>	<b>1</b>	<b>0</b>	<b>1</b>	<b>0</b>

# 17 FOOTBALL GAME NOTES

## 2017 STATISTICS

### SCORING DRIVES

VIRGINIA TECH SCORING OPPONENT		SCORING PLAY	PLAYS-YDS.-TOP
1	West Virginia	FG Slye, Joey 25	12-58-4:46
2	West Virginia	Jackson, J 5 Rush (Slye, Joey)	8-47-2:55
3	West Virginia	McCleave, D 12 Rush (Slye, Joey)	4-71-1:28
3	West Virginia	Phillips, C 32 Pass From Jackson, J (Slye, Joey)	1-32-0:08
4	West Virginia	McMillian, T 3 Rush (Slye, Joey)	6-82-2:23
1	Delaware	Stroman, G 61 Punt Return (Slye, Joey)	-
2	Delaware	FG Slye, Joey 50	8-40-3:25
2	Delaware	McMillian, T 4 Pass From Jackson, J (Slye, Joey)	6-80-1:39
4	Delaware	Phillips, C 28 Pass From Jackson, J (Slye, Joey)	6-66-2:32
4	Delaware	FG Slye, Joey 24	4-3-1:19
1	East Carolina	Peoples, S 1 Rush (Slye, Joey)	12-84-4:09
2	East Carolina	Phillips, C 10 Pass From Jackson, J (Slye, Joey)	13-79-4:23
2	East Carolina	FG Slye, Joey 25	11-56-3:25
2	East Carolina	FG Slye, Joey 34	13-62-5:40
2	East Carolina	FG Slye, Joey 37	4-8-1:03
3	East Carolina	Phillips, C 31 Pass From Jackson, J (pass failed)	6-75-2:07
3	East Carolina	McMillian, T 70 Pass From Jackson, J (Slye, Joey)	1-70-0:10
3	East Carolina	Phillips, C 45 Pass From Jackson, J (Slye, Joey)	6-70-2:13
3	East Carolina	Savoy, S 9 Pass From Jackson, J (Slye, Joey)	4-32-1:37
3	East Carolina	Holston, J 1 Rush (Slye, Joey)	7-62-3:49
4	East Carolina	Fox, C 5 Rush (Johnson, B)	2-34-0:51
1	Old Dominion	FG Slye, Joey 31	7-35-2:29
2	Old Dominion	Peoples, S 17 Pass From Jackson, J (Slye, Joey)	2-41-0:36
2	Old Dominion	Peoples, S 1 Rush (Slye, Joey)	11-79-3:04
3	Old Dominion	Peoples, S 43 Pass From Jackson, J (Slye, Joey)	3-70-1:06
3	Old Dominion	Carroll, C.J. 5 Pass From Jackson, J (Slye, Joey)	11-59-4:36
4	Old Dominion	McCleave, D 5 Rush (Slye, Joey)	9-64-4:03
2	Clemson	FG Slye, Joey 43	10-52-4:37
4	Clemson	Savoy, S 2 Rush (Slye, Joey)	1-2-0:04
4	Clemson	Savoy, S 30 Pass From Jackson, J (Slye, Joey)	11-72-3:42
1	Boston College	Savoy, S 53 Pass From Jackson, J (Slye, Joey)	4-77-1:22
2	Boston College	FG Slye, Joey 34	11-50-4:12
2	Boston College	McMillian, T 23 Rush (Slye, Joey)	11-68-3:55
3	Boston College	FG Slye, Joey 29	8-64-4:16
4	Boston College	FG Slye, Joey 26	6-26-2:46
<b>Totals</b>			<b>239-1870-90:50</b>
<b>Average Scoring Drive</b>			<b>7.0 plays-55.0 yds.</b>

35 Total Scores (10 Run, 13 Pass, 11 FG, 1 S.T., 0 Safety, 0 Defense)  
 5 First Quarter Scores (1 Run, 1 Pass, 2 FG, 1 S.T., 0 Safety, 0 Defense)  
 12 Second Quarter Scores (3 Run, 3 Pass, 6 FG, 0 S.T., 0 Safety, 0 Defense)  
 10 Third Quarter Scores (2 Run, 7 Pass, 1 FG, 0 S.T., 0 Safety, 0 Defense)  
 8 Fourth Quarter Scores (4 Run, 2 Pass, 2 FG, 0 S.T., 0 Safety, 0 Defense)  
 0 Overtime Scores (0 Run, 0 Pass, 0 FG, 0 S.T., 0 Safety, 0 Defense)

**Most plays in a scoring drive:** 13 plays - vs. East Carolina (13-62-5:40 FG) & vs. East Carolina (13-79-4:23 TD)  
**Longest scoring drive:** 84 yards - vs. East Carolina (12-84-4:09 TD)  
**Longest TOP scoring drive:** 5:40 - vs. East Carolina (13-62-5:40 FG)  
**Average TOP on offensive scoring drives:** 2:40

OPPONENT SCORING OPPONENT		SCORING PLAY	PLAYS-YDS.-TOP
2	West Virginia	Sills V, David 11 Pass From Grier, Will (Molina, Mike)	10-86-4:34
3	West Virginia	FG Molina, Mike 34	7-58-2:33
3	West Virginia	Sills V, David 10 Pass From Grier, Will (Molina, Mike)	8-79-2:49
4	West Virginia	Jennings Jr., G 60 Pass From Grier, Will (Molina, Mike)	2-73-0:29
1	East Carolina	GRAYSON, Davon 9 Pass From MINSHEW, Grdnr (VERITY, Jake)	7-75-2:07
1	East Carolina	BROWN, Trevon 76 Pass From MINSHEW, Grdnr (VERITY, Jake)	2-75-0:49
1	East Carolina	FG VERITY, Jake 35	10-63-3:46
1	Clemson	FG AL. SPENCE 23	10-47-3:34
1	Clemson	FEASTER 60 Pass From K. BRYANT (AL. SPENCE)	3-66-1:20
2	Clemson	FULLER 1 Rush (AL. SPENCE)	6-75-1:51
3	Clemson	FEASTER 1 Rush (AL. SPENCE)	10-51-5:43
4	Clemson	O'DANIEL 22 Interception Return (AL. SPENCE)	-
1	Boston College	FG Lichtenberg,C 32	9-60-3:02
4	Boston College	Brown,A 25 Pass From Smith,J (Lichtenberg,C)	3-75-1:02
<b>Totals</b>			<b>87-883-33:39</b>
<b>Average Scoring Drive</b>			<b>6.7 plays-67.9 yds.</b>

14 Total Scores (2 Run, 7 Pass, 4 FG, 0 S.T., 0 Safety, 1 Defense)  
 6 First Quarter Scores (0 Run, 3 Pass, 3 FG, 0 S.T., 0 Safety, 0 Defense)  
 2 Second Quarter Scores (1 Run, 1 Pass, 0 FG, 0 S.T., 0 Safety, 0 Defense)  
 3 Third Quarter Scores (1 Run, 1 Pass, 1 FG, 0 S.T., 0 Safety, 0 Defense)  
 3 Fourth Quarter Scores (0 Run, 2 Pass, 0 FG, 1 S.T., 0 Safety, 1 Defense)  
 0 Overtime Scores (0 Run, 0 Pass, 0 FG, 0 S.T., 0 Safety, 0 Defense)

**Most plays in a scoring drive:** 10 plays - vs. Clemson (10-47-3:34 FG) & 10 plays - vs. Clemson (10-51-5:43 TD) & 10 plays - vs. West Virginia (10-86-4:34 TD) & 10 plays - vs. East Carolina (10-63-3:46 FG)  
**Longest scoring drive:** 86 yards - vs. West Virginia (10-86-4:34 TD)  
**Longest TOP scoring drive:** 5:43 - vs. Clemson (10-51-5:43 TD)  
**Average TOP on offensive scoring drives:** 2:35



2017 STATISTICS

OFFENSIVE GAME-BY-GAME

PASSING

#17 JACKSON, J	ATT	COMP	INT	PCT	YARDS	TD	LONG	SACK	YDS	EFFIC
West Virginia	26	15	0	57.7	235	1	39	1	2	146.3
Delaware	28	16	0	57.1	222	2	38	1	5	147.3
East Carolina	31	24	0	77.4	372	5	70	1	11	231.4
Old Dominion	30	20	1	66.7	298	3	43	1	3	176.4
Clemson	44	29	2	65.9	251	1	35	1	6	112.2
Boston College	33	22	1	66.7	322	1	53	5	35	152.6
<b>TOTALS</b>	<b>192</b>	<b>126</b>	<b>4</b>	<b>65.6</b>	<b>1700</b>	<b>13</b>	<b>70</b>	<b>10</b>	<b>62</b>	<b>158.2</b>

#6Q BUSH, AJ

	ATT	COMP	INT	PCT	YARDS	TD	LONG	SACK	YDS	EFFIC
East Carolina	2	1	0	50.0	16	0	16	0	0	117.2
Old Dominion	2	1	0	50.0	13	0	13	0	0	104.6
<b>TOTALS</b>	<b>4</b>	<b>2</b>	<b>0</b>	<b>50.0</b>	<b>29</b>	<b>0</b>	<b>16</b>	<b>0</b>	<b>0</b>	<b>110.9</b>

#91 BRADBURN, O

	ATT	COMP	INT	PCT	YARDS	TD	LONG	SACK	YDS	EFFIC
Clemson	1	1	0	100.0	1	0	1	0	0	108.4
<b>TOTALS</b>	<b>1</b>	<b>1</b>	<b>0</b>	<b>100.0</b>	<b>1</b>	<b>0</b>	<b>1</b>	<b>0</b>	<b>0</b>	<b>108.4</b>

#TM TEAM

	ATT	COMP	INT	PCT	YARDS	TD	LONG	SACK	YDS	EFFIC
Delaware	1	0	0	0.0	0	0	0	0	0	0.0
<b>TOTALS</b>	<b>1</b>	<b>0</b>	<b>0</b>	<b>0.0</b>	<b>0</b>	<b>0</b>	<b>0</b>	<b>0</b>	<b>0</b>	<b>0.0</b>

#5 PHILLIPS, C

	ATT	COMP	INT	PCT	YARDS	TD	LONG	SACK	YDS	EFFIC
West Virginia	1	0	0	0.0	0	0	0	0	0	0.0
<b>TOTALS</b>	<b>1</b>	<b>0</b>	<b>0</b>	<b>0.0</b>	<b>0</b>	<b>0</b>	<b>0</b>	<b>0</b>	<b>0</b>	<b>0.0</b>

RUSHING

PLAYER	NO-YDS/TD	WVU	DEL	ECU	ODU	CU	BC	UNC	DUKE	MIAMI	GT	PITT	UVA
McMillian, T RB	55-279/2	9-34/1	5-15/0	11-72/0	7-41/0	6-29/0	17-88/1						
McCleave, D RB	38-159/2	8-51/1	3-7/0	11-55/0	9-35/1	3-9/0	4-2/0						
Jackson, J QB	55-154/1	11-101/1	8-19/0	3--5/0	10-29/0	9-13/0	14--3/0						
Fox, C RB	29-153/1	DNP	DNP	8-34/1	11-66/0	5-39/0	5-14/0						
Peoples, S RB	36-133/2	13-39/0	2-6/0	8-26/1	13-62/1	DNP	DNP						
Bush, AJ QB	9-97/0	DNP	DNP	5-66/0	4-31/0	DNP	DNP						
Holston, J RB	23-80/1	-	8-32/0	10-39/1	DNP	-	5-9/0						
Savoy, S WR	10-25/1	3-6/0	-	1-1/0	1-11/0	2-8/1	3--1/0						
Clark, J WR	3-2/0	1-3/0	-	2--1/0	DNP	DNP	DNP						
Carroll, C.J. WR	5--1/0	-	1-2/0	1-5/0	-	3--8/0	DNP						
TEAM	5--9/0	-	1-0/0	2--5/0	2--4/0	-	-						

RECEIVING

PLAYER	NO-YDS/TD	WVU	DEL	ECU	ODU	CU	BC	UNC	DUKE	MIAMI	GT	PITT	UVA
Phillips, C WR	42-608/5	7-138/1	6-90/1	14-189/3	7-106/0	7-74/0	1-11/0						
Savoy, S WR	27-337/3	4-42/0	4-63/0	4-30/1	2-28/0	4-35/1	9-139/1						
Murphy, H WR	9-129/0	DNP	DNP	2-29/0	1-17/0	3-43/0	3-40/0						
Carroll, C.J. WR	10-124/1	2-13/0	3-56/0	-	2-10/1	3-45/0	DNP						
McMillian, T RB	6-97/2	1-3/0	1-4/1	1-70/1	-	2-7/0	1-13/0						
Keene, D TE	8-94/0	-	-	1-14/0	1-10/0	2-4/0	4-66/0						
Kumah, E WR	8-75/0	-	-	-	1-5/0	3-17/0	4-53/0						
Peoples, S RB	3-73/2	-	-	-	3-73/2	DNP	DNP						
Cunningham, C TE	2-65/0	1-39/0	-	-	1-26/0	-	-						
McCleave, D RB	6-53/0	-	1-1/0	1-15/0	2-23/0	2-14/0	-						
Clark, J WR	2-42/0	-	1-8/0	1-34/0	DNP	DNP	DNP						
Grimsley, H WR	2-20/0	DNP	-	1-7/0	1-13/0	-	-						
Fox, C RB	4-13/0	DNP	DNP	-	-	4-13/0	-						

# 17 FOOTBALL GAME NOTES

## 2017 STATISTICS

### DEFENSIVE GAME-BY-GAME

#### TOTAL TACKLES

PLAYER	UA-A	TOT	WVU	DEL	ECU	ODU	CU	BC	UNC	DUKE	MIAMI	GT	PITT	UVA
Edmunds, Tr LB	24-26	50	5-2	6-8	3-3	2-4	2-7	6-2						
Reynolds, M DB	26-20	46	5-1	5-6	6-4	4-1	2-3	4-5						
Motuapuaka, A LB	22-22	44	9-3	1-7	3-3	2-1	5-4	2-4						
Edmunds, Te	19-18	37	6-1	4-4	3-0	1-1	2-8	3-4						
Floyd, R DB	18-17	35	4-1	5-5	0-1	1-3	6-4	2-3						
Hill, T DE	11-11	22	2-2	1-2	2-1	1-0	4-2	1-4						
Walker, R DT	8-14	22	1-1	2-2	0-1	1-4	1-3	3-3						
Settle, T DT	9-9	18	2-0	1-0	1-0	1-2	1-5	3-2						
Alexander, A CB	16-2	18	9-0	3-2	DNP	DNP	2-0	2-0						
Mihota, V DL	5-9	14	1-0	1-3	0-1	1-1	1-1	1-3						
Facyson, B CB	5-5	10	0-1	-	0-1	2-2	2-1	1-0						
Deablo, D DB	6-2	8	6-0	0-1	0-1	-	DNP	DNP						
Hewitt, J DT	2-5	7	-	0-1	1-2	1-2	DNP	-						
Stroman, G DB	2-4	6	0-2	1-0	1-0	0-1	-	0-1						
Shegog, A LB	3-2	5	1-1	-	2-0	-	-	0-1						
Huelskamp, S LB	3-2	5	-	-	3-0	-	-	0-2						
Gaines, H DE	2-2	4	1-1	-	1-0	-	DNP	0-1						
Watts, B DB	2-1	3	-	-	1-1	1-0	-	-						
Newsome, D DB	1-2	3	-	1-0	0-1	-	0-1	-						
Taylor, J DE	1-1	2	-	1-0	0-1	-	DNP	DNP						
Belmar, E DL	0-2	2	-	-	-	-	0-1	0-1						
Burke, X DL	0-2	2	DNP	DNP	0-1	-	DNP	0-1						
Slie, Joey	1-1	2	-	-	1-0	-	-	0-1						
Ladler, K DB	1-1	2	-	-	1-1	-	-	-						
Quillen, J DB	0-1	1	DNP	DNP	-	-	-	0-1						
Keene, D	0-1	1	-	-	-	-	-	0-1						
Minor, R DL	0-1	1	DNP	-	0-1	-	DNP	DNP						
Skeens, T	0-1	1	-	0-1	DNP	DNP	-	DNP						
Delulias, D	0-1	1	DNP	DNP	DNP	DNP	DNP	0-1						
Nijman, Y	0-1	1	-	-	-	-	-	0-1						

#### SACKS

PLAYER	UA-A	TOT	WVU	DEL	ECU	ODU	CU	BC	UNC	DUKE	MIAMI	GT	PITT	UVA
Motuapuaka, A LB	2-1	2.5	1.0-2	-	0.5-5	1.0-1	-	-						
Hill, T DE	2-0	2.0	-	-	1.0-9	-	1.0-7	-						
Settle, T DT	2-0	2.0	1.0-4	-	-	-	1.0-1	-						
Edmunds, Tr LB	1-1	1.5	-	1.5-19	-	-	-	-						
Reynolds, M DB	0-2	1.0	-	1.0-7	-	-	-	-						
Edmunds, Te	1-0	1.0	-	1.0-9	-	-	-	-						
Alexander, A CB	1-0	1.0	-	-	DNP	DNP	1.0-7	-						
Mihota, V DL	0-1	0.5	-	0.5-2	-	-	-	-						
Deablo, D DB	0-1	0.5	-	-	0.5-5	-	DNP	DNP						

#### TACKLES FOR LOSS

PLAYER	UA-A	TOT	WVU	DEL	ECU	ODU	CU	BC	UNC	DUKE	MIAMI	GT	PITT	UVA
Settle, T DT	5-2	6.0	1.0-4	1.0-1	-	0.5-1	1.5-5	2.0-5						
Reynolds, M DB	3-4	5.0	0.5-2	1.0-7	2.5-3	-	1.0-7	-						
Hill, T DE	4-2	5.0	-	1.5-6	2.0-11	-	1.5-11	-						
Edmunds, Tr LB	3-3	4.5	-	4.0-26	-	0.5-0	-	-						
Motuapuaka, A LB	3-3	4.5	1.0-2	0.5-1	1.5-6	1.0-1	-	0.5-1						
Walker, R DT	2-4	4.0	0.5-2	0.5-1	0.5-1	-	-	2.5-4						
Mihota, V DL	1-2	2.0	-	2.0-7	-	-	-	-						
Alexander, A CB	2-0	2.0	1.0-1	-	DNP	DNP	1.0-7	-						
Deablo, D DB	1-1	1.5	1.0-1	-	0.5-5	-	DNP	DNP						
Hewitt, J DT	1-1	1.5	-	-	1.0-1	0.5-2	DNP	-						
Edmunds, Te	1-1	1.5	-	1.5-9	-	-	-	-						
Ladler, K DB	1-1	1.5	-	-	1.5-1	-	-	-						
Facyson, B CB	1-0	1.0	-	-	-	1.0-1	-	-						
Minor, R DL	0-1	0.5	DNP	-	0.5-1	-	DNP	DNP						
Taylor, J DE	0-1	0.5	-	-	0.5-1	-	DNP	DNP						
Floyd, R DB	0-1	0.5	-	-	-	0.5-2	-	-						
Burke, X DL	0-1	0.5	DNP	DNP	0.5-1	-	DNP	-						

2017 STATISTICS

DEFENSIVE GAME-BY-GAME

INTERCEPTION RETURNS

PLAYER	NO-YDS	WVU	DEL	ECU	ODU	CU	BC	UNC	DUKE	MIAMI	GT	PITT	UVA
Hill, T	1-8	1-8	-	-	-	-	-	-	-	-	-	-	-
Edmunds, Te	1-55	-	1-55	-	-	-	-	-	-	-	-	-	-
Stroman, G	1-10	-	-	1-10	-	-	-	-	-	-	-	-	-
Deablo, D	1-0	-	-	-	1-0	DNP	DNP	-	-	-	-	-	-

FUMBLES FORCED

PLAYER	NO-YDS	WVU	DEL	ECU	ODU	CU	BC	UNC	DUKE	MIAMI	GT	PITT	UVA
Edmunds, Tr	2	-	1	1	-	-	-	-	-	-	-	-	-
Motuapuaka, A	1	-	-	-	-	-	1	-	-	-	-	-	-
Floyd, R	1	-	-	-	1	-	-	-	-	-	-	-	-
Ladler, K	1	-	-	1	-	-	-	-	-	-	-	-	-

FUMBLES RECOVERED

PLAYER	NO-YDS	WVU	DEL	ECU	ODU	CU	BC	UNC	DUKE	MIAMI	GT	PITT	UVA
Hewitt, J	1	-	-	1	-	DNP	-	-	-	-	-	-	-
Hill, T	1	-	1	-	-	-	-	-	-	-	-	-	-
Motuapuaka, A	1	-	-	1	-	-	-	-	-	-	-	-	-

SPECIAL TEAMS GAME-BY-GAME

PUNT RETURNS

PLAYER	NO-YDS	WVU	DEL	ECU	ODU	CU	BC	UNC	DUKE	MIAMI	GT	PITT	UVA
Stroman, G	18-190	1-5	2-58	2-7	4-34	4-55	5-31	-	-	-	-	-	-
Carroll, C.J.	2-4	-	1-1	1-3	-	-	DNP	-	-	-	-	-	-

KICK RETURNS

PLAYER	NO-YDS	WVU	DEL	ECU	ODU	CU	BC	UNC	DUKE	MIAMI	GT	PITT	UVA
Clark, J	5-130	3-93	-	2-37	DNP	DNP	DNP	-	-	-	-	-	-
Murphy, H	5-113	DNP	DNP	-	1-30	4-83	-	-	-	-	-	-	-

FIELD GOALS

PLAYER	FG-FGA (LG)	WVU	DEL	ECU	ODU	CU	BC	UNC	DUKE	MIAMI	GT	PITT	UVA
Slye, J	3-7 (50)	1-3 (25)	2-4 (50)	3-3 (37)	1-2 (31)	1-2 (43)	3-3 (34)	-	-	-	-	-	-

PUNTING

PLAYER	NO-YDS-AVG	WVU	DEL	ECU	ODU	CU	BC	UNC	DUKE	MIAMI	GT	PITT	UVA
Bradburn, O	13-600-46.2	8-372-46.5	5-228-45.6	2-92-46.0	4-144-36.0	5-215-43.0	7-307-43.9	-	-	-	-	-	-

STARTING LINEUPS

OFFENSE

	TE	LT	LG	C	RG	RT	WR	WR	QB	TE	WR	PK	P
vs West Virginia	D. Keene	Y. Nijman	W. Teller	E. Gallo	B. Pfaff	K. Chung	C. Phillips	E. Kumah	J. Jackson	-	C.J. Carroll	J. Slye	O. Bradburn
Delaware	D. Keene	Y. Nijman	W. Teller	E. Gallo	B. Pfaff	K. Chung	C. Phillips	S. Savoy	J. Jackson	C. Cunningham	-	J. Slye	O. Bradburn
at East Carolina	D. Keene	Y. Nijman	W. Teller	E. Gallo	B. Pfaff	K. Chung	C. Phillips	S. Savoy	J. Jackson	-	J. Clark	J. Slye	O. Bradburn
Old Dominion	D. Keene	Y. Nijman	W. Teller	E. Gallo	B. Pfaff	K. Chung	C. Phillips	S. Savoy	J. Jackson	-	H. Murphy	J. Slye	O. Bradburn
Clemson	D. Keene	Y. Nijman	W. Teller	E. Gallo	B. Pfaff	K. Chung	C. Phillips	S. Savoy	J. Jackson	-	H. Murphy	J. Slye	O. Bradburn
at Boston College	D. Keene	Y. Nijman	W. Teller	E. Gallo	B. Pfaff	K. Chung	C. Phillips	S. Savoy	J. Jackson	-	E. Kumah	J. Slye	O. Bradburn
North Carolina													
Duke													
at Miami													
at Georgia Tech													
Pitt													
at Virginia													

DEFENSE

	LCB	DT	WHIP	NT	ROV	FS	RCB	LOLB	MLB	RDE	LDE
vs West Virginia	G. Stroman	T. Settle	M. Reynolds	R. Walker	R. Floyd	Te. Edmunds	A. Alexander	Tr. Edmunds	A. Motuapuaka	T. Hill	V. Mihota
Delaware	G. Stroman	T. Settle	M. Reynolds	R. Walker	R. Floyd	Te. Edmunds	A. Alexander	Tr. Edmunds	A. Motuapuaka	T. Hill	V. Mihota
at East Carolina	G. Stroman	T. Settle	M. Reynolds	R. Walker	R. Floyd	Te. Edmunds	B. Facyson	Tr. Edmunds	A. Motuapuaka	T. Hill	V. Mihota
Old Dominion	G. Stroman	T. Settle	M. Reynolds	R. Walker	R. Floyd	Te. Edmunds	B. Facyson	Tr. Edmunds	A. Motuapuaka	T. Hill	V. Mihota
Clemson	G. Stroman	T. Settle	M. Reynolds	R. Walker	R. Floyd	Te. Edmunds	B. Facyson	Tr. Edmunds	A. Motuapuaka	T. Hill	V. Mihota
at Boston College	G. Stroman	T. Settle	M. Reynolds	R. Walker	R. Floyd	Te. Edmunds	B. Facyson	Tr. Edmunds	A. Motuapuaka	T. Hill	V. Mihota
North Carolina											
Duke											
at Miami											
at Georgia Tech											
Pitt											
at Virginia											

# 17 FOOTBALL GAME NOTES

## 2017 STATISTICS

### PARTICIPATION GAME-BY-GAME

#### PARTICIPATION

NO. PLAYER	GP/GS	WVU	DEL	ECU	ODU	CU	BC	UNC	DUKE	MIAMI	GT	PITT	UVA
36 Alexander, A	4/2	START	START	...	...	XXX	XXX						
23 Ashby, R	6/-	XXX	XXX	XXX	XXX	XXX	XXX						
1D Beckett, T	2/-	XXX	XXX	...	...	...	...						
4D Belmar, E	6/-	XXX	XXX	XXX	XXX	XXX	XXX						
91 Bradburn, O	6/-	XXX	XXX	XXX	XXX	XXX	XXX						
43 Burke, X	3/-	...	...	XXX	XXX	...	XXX						
6Q Bush, AJ	2/-	...	...	XXX	XXX	...	...						
52 Cannon, A	2/-	...	...	XXX	XXX	...	...						
86 Carroll, C.J.	5/1	START	XXX	XXX	XXX	XXX	...						
61 Chung, K	6/6	START	START	START	START	START	START						
89 Clark, J	3/1	XXX	XXX	START	...	...	...						
1Q Click, J	1/-	...	...	XXX	...	...	...						
85 Cunningham, C	6/2	START	START	XXX	XXX	XXX	XXX						
39 Daniel, S	3/-	...	...	XXX	XXX	...	XXX						
7D Deablo, D	4/-	XXX	XXX	XXX	XXX	...	...						
9 Deluiis, D	1/-	...	...	...	...	...	XXX						
81 Denmark, S	2/-	...	...	XXX	XXX	...	...						
22 Edmunds, Te	6/6	START	START	START	START	START	START						
49 Edmunds, Tr	6/6	START	START	START	START	START	START						
31 Facyson, B	6/4	XXX	XXX	START	START	START	START						
21 Floyd, R	6/6	START	START	START	START	START	START						
16 Fox, C	4/-	...	...	XXX	XXX	XXX	XXX						
47 Fullwood, D	6/-	XXX	XXX	XXX	XXX	XXX	XXX						
11 Gaines, H	5/-	XXX	XXX	XXX	XXX	...	XXX						
64 Gallo, E	6/6	START	START	START	START	START	START						
48 Griffith, D	4/-	...	...	XXX	XXX	XXX	XXX						
19 Grimsley, H	5/-	...	XXX	XXX	XXX	XXX	XXX						
55 Hewitt, J	5/-	XXX	XXX	XXX	XXX	...	XXX						
94 Hill, T	6/6	START	START	START	START	START	START						
13 Holston, J	5/-	XXX	XXX	XXX	...	XXX	XXX						
75 Hoyt, Z	2/-	...	...	XXX	XXX	...	...						
56 Huelskamp, S	6/-	XXX	XXX	XXX	XXX	XXX	XXX						
7 Hunter, D	4/-	XXX	XXX	XXX	...	...	XXX						
17 Jackson, J	6/6	START	START	START	START	START	START						
71 Jackson, T.J.	1/-	...	...	XXX	...	...	...						
93 Johnson, B	1/-	...	...	XXX	...	...	...						
29 Keene, D	6/5	XXX	START	START	START	START	START						
83 Kumah, E	6/1	XXX	XXX	XXX	XXX	XXX	XXX						
9D Ladler, K	6/-	XXX	XXX	XXX	XXX	XXX	XXX						
33 McCleese, D	6/-	XXX	XXX	XXX	XXX	XXX	XXX						
34 McMillian, T	6/6	START	START	START	START	START	START						
99 Mihota, V	6/6	START	START	START	START	START	START						
18 Minor, R	3/-	...	XXX	XXX	XXX	...	...						
77 Moore, D	2/-	...	...	XXX	XXX	...	...						
54 Motuapuaka, A	6/6	START	START	START	START	START	START						
12 Murphy, H	4/2	...	...	XXX	START	START	XXX						
20 Newsome, D	6/-	XXX	XXX	XXX	XXX	XXX	XXX						
69 Nijman, Y	6/6	START	START	START	START	START	START						
27 Payne, S	1/-	...	...	XXX	...	...	...						
32 Peoples, S	4/-	XXX	XXX	XXX	XXX	...	...						
80 Pettit, C	5/-	XXX	XXX	...	XXX	XXX	XXX						
74 Pfaff, B	6/6	START	START	START	START	START	START						
5 Phillips, C	6/6	START	START	START	START	START	START						
88 Pimpleton, K	4/-	...	XXX	XXX	XXX	...	XXX						
62 Plantin, D	4/-	XXX	XXX	XXX	XXX	...	...						
26 Quillen, J	4/-	...	...	XXX	XXX	XXX	XXX						
6 Reynolds, M	6/6	START	START	START	START	START	START						
4R Rivers, D	2/-	...	...	XXX	...	...	XXX						
2 Rodgers, T	4/-	...	...	XXX	XXX	XXX	XXX						
15 Savoy, S	6/6	START	START	START	START	START	START						
2D Seisay, I	1/-	...	...	...	XXX	...	...						
4S Settle, T	6/6	START	START	START	START	START	START						
25 Shegog, A	6/-	XXX	XXX	XXX	XXX	XXX	XXX						
40 Skeens, T	3/-	XXX	XXX	...	...	XXX	...						
46 Slye, Joey	6/-	XXX	XXX	XXX	XXX	XXX	XXX						
79 Smith, T	6/-	XXX	XXX	XXX	XXX	XXX	XXX						
3 Stroman, G	6/6	START	START	START	START	START	START						
87 Taylor, C	6/-	XXX	XXX	XXX	XXX	XXX	XXX						
96 Taylor, J	4/-	XXX	XXX	XXX	XXX	...	...						
57 Teller, W	6/6	START	START	START	START	START	START						
8 Walker, R	6/6	START	START	START	START	START	START						
28 Watts, B	6/-	XXX	XXX	XXX	XXX	XXX	XXX						

Starts indicated by START; XXX - Played; ... - Did Not Play

## 2017 STATISTICS

### VIRGINIA TECH TEAM STATISTICS

DATE	OPPONENT	RUSHING				REVEIVING				PASSING				KICK RETURN				PUNT RETURN				TOT OFF
		NO.	YDS	TD	LG	NO.	YDS	TD	LG	CMP-ATT-INT	YDS	TD	LG	NO	YDS	TD	LG	NO	YDS	TD	LG	
Sept. 3	vs West Virginia	45	234	3	46	15	235	1	39	15-27-0	235	1	39	3	93	0	44	1	5	0	5	469
Sept. 9	Delaware	28	81	0	8	16	222	2	38	16-29-0	222	2	38	0	0	0	0	3	59	1	61	303
Sept. 16	at East Carolina	62	287	3	34	25	388	5	70	25-33-0	388	5	70	2	37	0	21	3	10	0	5	675
Sept. 23	Old Dominion	57	271	2	21	21	311	3	43	21-32-1	311	3	43	1	30	0	30	4	34	0	16	582
Sept. 30	Clemson	28	90	1	19	30	252	1	35	30-45-2	252	1	35	4	83	0	24	4	55	0	43	342
Oct. 7	at Boston College	48	109	1	23	22	322	1	53	22-33-1	322	1	53	0	0	0	0	5	31	0	18	431
Oct. 21	North Carolina																					
Oct. 28	Duke																					
Nov. 4	at Miami																					
Nov. 11	at Georgia Tech																					
Nov. 18	Pitt																					
Nov. 24	at Virginia																					
<b>Totals</b>		<b>268</b>	<b>1072</b>	<b>10</b>	<b>46</b>	<b>129</b>	<b>1730</b>	<b>13</b>	<b>70</b>	<b>129-199-4</b>	<b>1730</b>	<b>13</b>	<b>70</b>	<b>10</b>	<b>243</b>	<b>0</b>	<b>44</b>	<b>20</b>	<b>194</b>	<b>1</b>	<b>61</b>	<b>2802</b>
<b>Opponent</b>		<b>212</b>	<b>731</b>	<b>2</b>	<b>42</b>	<b>84</b>	<b>1190</b>	<b>7</b>	<b>76</b>	<b>84-181-4</b>	<b>1190</b>	<b>7</b>	<b>76</b>	<b>5</b>	<b>85</b>	<b>0</b>	<b>22</b>	<b>4</b>	<b>4</b>	<b>0</b>	<b>5</b>	<b>1921</b>

Games: 6

Avg/rush: 4.0

Avg/catch: 13.4

Pass effic: 155.39

KR avg: 24.3

PR avg: 9.7

All purpose avg/game: 552.0

Total offense avg/gm: 467.0

DATE	OPPONENT	TACKLES				SACKS NO-YDS	FUMBLE		PASS DEFENSE			BLKD KICK	PAT ATTEMPTS			SAF	PTS	
		SOLO	AST	TOTAL	TFL-YDS		FF	FR-YDS	INT-YDS	QBH	BRK		KICK	RUN	RVCV			
Sept. 3	vs West Virginia	52	16	68	5.0-12	2.0-6	0	0-0	1-8	7	9	0	4-4	0	0	0	0	31
Sept. 9	Delaware	32	42	74	12.0-58	4.0-37	1	1-0	1-55	5	2	0	3-3	0	0	0	0	27
Sept. 16	at East Carolina	29	24	53	11.0-31	2.0-19	2	2-0	1-10	8	4	1	7-7	0	0	0	0	64
Sept. 23	Old Dominion	18	22	40	4.0-7	1.0-1	1	0-0	1-0	5	6	0	5-5	0	0	0	0	38
Sept. 30	Clemson	28	40	68	5.0-30	3.0-15	0	0-0	0-0	1	3	0	2-2	0	0	0	0	17
Oct. 7	at Boston College	28	42	70	5.0-10	0.0-0	1	0-0	0-0	2	4	1	2-2	0	0	0	0	23
Oct. 21	North Carolina																	
Oct. 28	Duke																	
Nov. 4	at Miami																	
Nov. 11	at Georgia Tech																	
Nov. 18	Pitt																	
Nov. 24	at Virginia																	
<b>Totals</b>		<b>187</b>	<b>186</b>	<b>373</b>	<b>42.0-148</b>	<b>12.0-78</b>	<b>5</b>	<b>3-0</b>	<b>4-73</b>	<b>28</b>	<b>28</b>	<b>2</b>	<b>23-23</b>	<b>0</b>	<b>0</b>	<b>0</b>	<b>0</b>	<b>200</b>
<b>Opponent</b>		<b>242</b>	<b>290</b>	<b>532</b>	<b>37.0-130</b>	<b>11.0-70</b>	<b>2</b>	<b>2-0</b>	<b>4-31</b>	<b>23</b>	<b>19</b>	<b>1</b>	<b>10-10</b>	<b>0</b>	<b>0</b>	<b>0</b>	<b>0</b>	<b>82</b>

DATE	OPPONENT	PUNTING					FIELD GOALS					KICKOFFS						
		NO	YDS	AVG	LG	BLKD	TB	FC	50+	I20	ATT-MADE	LG	BLKD	NO	YDS	AVG	TB	OB
Sept. 3	vs West Virginia	8	372	46.5	54	0	1	3	2	3	3-1	25	0	6	390	65.0	6	0
Sept. 9	Delaware	5	228	45.6	49	0	0	4	0	2	4-2	50	1	6	390	65.0	6	0
Sept. 16	at East Carolina	2	92	46.0	51	0	1	0	1	0	3-3	37	0	12	767	63.9	10	0
Sept. 23	Old Dominion	4	144	36.0	41	0	0	1	0	1	2-1	31	0	7	455	65.0	7	0
Sept. 30	Clemson	5	215	43.0	51	0	1	3	3	0	2-1	43	0	3	195	65.0	3	0
Oct. 7	at Boston College	7	307	43.9	51	0	0	5	2	3	3-3	34	0	6	390	65.0	4	0
Oct. 21	North Carolina																	
Oct. 28	Duke																	
Nov. 4	at Miami																	
Nov. 11	at Georgia Tech																	
Nov. 18	Pitt																	
Nov. 24	at Virginia																	
<b>Totals</b>		<b>31</b>	<b>1358</b>	<b>43.8</b>	<b>54</b>	<b>0</b>	<b>3</b>	<b>16</b>	<b>8</b>	<b>9</b>	<b>17-11</b>	<b>50</b>	<b>1</b>	<b>40</b>	<b>2587</b>	<b>64.7</b>	<b>36</b>	<b>0</b>
<b>Opponent</b>		<b>51</b>	<b>1992</b>	<b>39.1</b>	<b>56</b>	<b>1</b>	<b>1</b>	<b>22</b>	<b>7</b>	<b>8</b>	<b>8-4</b>	<b>35</b>	<b>1</b>	<b>20</b>	<b>1262</b>	<b>63.1</b>	<b>8</b>	<b>2</b>

# 17 FOOTBALL GAME NOTES

## 2017 STATISTICS

### OPPONENT TEAM STATISTICS

DATE	OPPONENT	RUSHING				REVEIVING				PASSING				KICK RETURN				PUNT RETURN				TOT OFF
		NO.	YDS	TD	LG	NO.	YDS	TD	LG	CMP-ATT-INT	YDS	TD	LG	NO	YDS	TD	LG	NO	YDS	TD	LG	
Sept. 3	vs West Virginia	35	221	0	42	31	371	3	60	31-54-1	371	3	60	0	0	0	0	1	-3	0	0	592
Sept. 9	Delaware	46	107	0	17	8	116	0	24	8-17-1	116	0	24	0	0	0	0	1	5	0	0	223
Sept. 16	at East Carolina	31	40	0	9	11	241	2	76	11-30-1	241	2	76	2	40	0	21	1	-1	0	0	281
Sept. 23	Old Dominion	24	64	0	15	8	85	0	17	8-26-1	85	0	17	0	0	0	0	0	0	0	0	149
Sept. 30	Clemson	43	146	2	24	12	186	1	60	12-21-0	186	1	60	1	2	0	2	0	0	0	0	332
Oct. 7	at Boston College	33	153	0	27	14	191	1	32	14-33-0	191	1	32	2	43	0	22	1	3	0	3	344
Oct. 21	North Carolina																					
Oct. 28	Duke																					
Nov. 4	at Miami																					
Nov. 11	at Georgia Tech																					
Nov. 18	Pitt																					
Nov. 24	at Virginia																					
<b>Opponent totals</b>		<b>212</b>	<b>731</b>	<b>2</b>	<b>42</b>	<b>84</b>	<b>1190</b>	<b>7</b>	<b>76</b>	<b>84-181-4</b>	<b>1190</b>	<b>7</b>	<b>76</b>	<b>5</b>	<b>85</b>	<b>0</b>	<b>22</b>	<b>4</b>	<b>4</b>	<b>0</b>	<b>5</b>	<b>1921</b>
<b>Virginia Tech</b>		<b>268</b>	<b>1072</b>	<b>10</b>	<b>46</b>	<b>129</b>	<b>1730</b>	<b>13</b>	<b>70</b>	<b>129-199-4</b>	<b>1730</b>	<b>13</b>	<b>70</b>	<b>10</b>	<b>243</b>	<b>0</b>	<b>44</b>	<b>20</b>	<b>194</b>	<b>1</b>	<b>61</b>	<b>2802</b>

Games: 6

Avg/rush: 3.4

Avg/catch: 14.2

Pass effic: 109.98

KR avg: 17.0

PR avg: 1.0

All purpose avg/game: 340.2

Total offense avg/gm: 320.2

DATE	OPPONENT	TACKLES				SACKS NO-YDS	FUMBLE		PASS DEFENSE			BLKD KICK	PAT ATTEMPTS			SAF	PTS	
		SOLO	AST	TOTAL	TFL-YDS		FF	FR-YDS	INT-YDS	QBH	BRK		KICK	RUN	RCV			
Sept. 3	vs West Virginia	41	32	73	8.0-12	1.0-2	0	0-0	0-0	3	4	0	3-3	0	0	0	0	24
Sept. 9	Delaware	27	30	57	2.0-6	1.0-5	1	1-0	0-0	7	1	1	0-0	0	0	0	0	0
Sept. 16	at East Carolina	47	68	115	5.0-24	1.0-11	0	0-0	0-0	3	3	0	2-2	0	0	0	0	17
Sept. 23	Old Dominion	41	66	107	5.0-10	1.0-3	0	0-0	1-0	2	3	0	0-0	0	0	0	0	0
Sept. 30	Clemson	34	56	90	8.0-32	2.0-14	1	1-0	2-22	6	4	0	4-4	0	0	0	0	31
Oct. 7	at Boston College	52	38	90	9.0-46	5.0-35	0	0-0	1-9	2	4	0	1-1	0	0	0	0	10
Oct. 21	North Carolina																	
Oct. 28	Duke																	
Nov. 4	at Miami																	
Nov. 11	at Georgia Tech																	
Nov. 18	Pitt																	
Nov. 24	at Virginia																	
<b>Opponent totals</b>		<b>242</b>	<b>290</b>	<b>532</b>	<b>37.0-130</b>	<b>11.0-70</b>	<b>2</b>	<b>2-0</b>	<b>4-31</b>	<b>23</b>	<b>19</b>	<b>1</b>	<b>10-10</b>	<b>0</b>	<b>0</b>	<b>0</b>	<b>0</b>	<b>82</b>
<b>Virginia Tech</b>		<b>187</b>	<b>186</b>	<b>373</b>	<b>42.0-148</b>	<b>12.0-78</b>	<b>5</b>	<b>3-0</b>	<b>4-73</b>	<b>28</b>	<b>28</b>	<b>2</b>	<b>23-23</b>	<b>0</b>	<b>0</b>	<b>0</b>	<b>0</b>	<b>200</b>

DATE	OPPONENT	PUNTING							FIELD GOALS			KICKOFFS						
		NO	YDS	AVG	LG	BLKD	TB	FC	50+	I20	ATT-MADE	LG	BLKD	NO	YDS	AVG	TB	OB
Sept. 3	vs West Virginia	8	372	46.5	54	0	1	3	2	3	3-1	25	0	6	390	65.0	6	0
Sept. 9	Delaware	5	228	45.6	49	0	0	4	0	2	4-2	50	1	6	390	65.0	6	0
Sept. 16	at East Carolina	6	228	38.0	51	0	0	2	1	1	2-1	35	1	4	260	65.0	2	0
Sept. 23	Old Dominion	10	415	41.5	52	0	0	4	1	3	0-0	0	0	1	65	65.0	0	0
Sept. 30	Clemson	7	265	37.9	53	0	0	3	2	1	2-1	23	0	6	374	62.3	1	1
Oct. 7	at Boston College	9	361	40.1	56	1	0	2	1	1	2-1	32	0	3	195	65.0	3	0
Oct. 21	North Carolina																	
Oct. 28	Duke																	
Nov. 4	at Miami																	
Nov. 11	at Georgia Tech																	
Nov. 18	Pitt																	
Nov. 24	at Virginia																	
<b>Opponent totals</b>		<b>51</b>	<b>1992</b>	<b>39.1</b>	<b>56</b>	<b>1</b>	<b>1</b>	<b>22</b>	<b>7</b>	<b>8</b>	<b>8-4</b>	<b>35</b>	<b>1</b>	<b>20</b>	<b>1262</b>	<b>63.1</b>	<b>8</b>	<b>2</b>
<b>Virginia Tech</b>		<b>31</b>	<b>1358</b>	<b>43.8</b>	<b>54</b>	<b>0</b>	<b>3</b>	<b>16</b>	<b>8</b>	<b>9</b>	<b>17-11</b>	<b>50</b>	<b>1</b>	<b>40</b>	<b>2587</b>	<b>64.7</b>	<b>36</b>	<b>0</b>

Statistic	National Rank		Conference Rank		Value		National Leader		Value		Conference Leader		Value	
3rd Down Conversion Pct (129 ranked)	58	7	0.404	TCU	0.567	Georgia Tech	0.493							
3rd Down Conversion Pct Defense (129 ranked)	5	3	0.247	Michigan	0.205	Georgia Tech	0.224							
4th Down Conversion Pct (128 ranked)	44	9	0.625	Alabama Michigan Miami (FL)	1.000 1.000 1.000	Miami (FL)	1.000							
4th Down Conversion Pct Defense (129 ranked)	55	6	0.500	UAB San Diego St.	0.000 0.000	Duke	0.300							
Blocked Kicks (36 ranked)	9	1	2	Hawaii	5	6 teams tied	2							
Blocked Kicks Allowed (129 ranked)	52	4	1	51 teams tied	0	North Carolina Pittsburgh Syracuse	0 0 0							
Blocked Punts (7 ranked)	7	2	1	Utah St.	4	Florida St.	2							
Blocked Punts Allowed (129 ranked)	1	1	0	96 teams tied	0	7 teams tied	0							
Completion Percentage (129 ranked)	24	3	0.648	Oklahoma	0.742	NC State	0.693							
Defensive TDs (17 ranked)				Duke Texas Utah St.	4 4 4	Duke	4							
Fewest Penalties (129 ranked)	17	4	29	Georgia Tech	18	Georgia Tech	18							
Fewest Penalties Per Game (129 ranked)	22	4	4.83	Arizona St.	3.33	Pittsburgh	3.43							
Fewest Penalty Yards (129 ranked)	17	4	236	Georgia Tech	136	Georgia Tech	136							
Fewest Penalty Yards Per Game (129 ranked)	21	4	39.33	Georgia Tech	27.20	Georgia Tech	27.20							
First Downs Defense (129 ranked)	10	3	90	Mississippi St.	72	Georgia Tech	78							
First Downs Offense (129 ranked)	46	6	139	Ohio St.	209	Louisville	194							
Fumbles Lost (129 ranked)	10	4	2	Iowa St. SMU Miami (FL)	0 0 0	Miami (FL)	0							
Fumbles Recovered (120 ranked)	75	7	3	Bowling Green	11	4 teams tied	5							
Kickoff Return Defense (129 ranked)	14	1	17.00	Florida	0.00	Virginia Tech	17.00							
Kickoff Returns (129 ranked)	22	3	24.30	Penn St.	30.89	Florida St.	28.00							
Net Punting (129 ranked)	14	3	41.74	Texas	44.81	North Carolina	43.21							
Passes Had Intercepted (128 ranked)	40	6	4	NC State Georgia Tech	0 0	NC State Georgia Tech	0 0							
Passes Intercepted (126 ranked)	84	10	4	South Fla.	15	Duke	12							
Passing Offense (129 ranked)	26	4	288.3	Oklahoma St.	411.2	Louisville	358.9							
Passing Yards Allowed (129 ranked)	37	5	198.3	Air Force	127.7	Virginia	169.8							
Passing Yards per Completion (129 ranked)	31	4	13.41	Navy	28.88	Georgia Tech	17.64							
Punt Return Defense (129 ranked)	9	3	1.00	Oklahoma St.	-3.00	Miami (FL)	0.00							
Punt Returns (129 ranked)	39	7	9.70	Washington	23.07	NC State	19.57							
Red Zone Defense (128 ranked)	28	3	0.750	Virginia	0.571	Virginia	0.571							
Red Zone Offense (129 ranked)	79	9	0.821	5 teams tied	1.000	Miami (FL)	0.955							
Rushing Defense (129 ranked)	31	6	121.8	Alabama	66.7	NC State	91.3							
Rushing Offense (129 ranked)	55	8	178.7	Navy	397.5	Georgia Tech	362.0							
Sacks Allowed (129 ranked)	56	4	1.83	Army West Point	0.00	Boston College	1.00							
Scoring Defense (129 ranked)	7	2	13.7	Penn St.	9.0	Clemson	13.6							
Scoring Offense (129 ranked)	44	6	33.3	UCF	50.6	Louisville	38.1							
Tackles for Loss Allowed (129 ranked)	77	9	6.17	Minnesota	2.67	Georgia Tech	4.40							
Team Passing Efficiency (129 ranked)	18	2	155.39	Oklahoma	212.11	Georgia Tech	169.27							
Team Passing Efficiency Defense (129 ranked)	21	4	109.98	Michigan	88.85	Virginia	99.12							
Team Sacks (128 ranked)	64	8	2.00	Texas A&M Clemson	4.00 4.00	Clemson	4.00							
Team Tackles for Loss (129 ranked)	28	5	7.0	Wake Forest	9.2	Wake Forest	9.2							
Time of Possession (129 ranked)	23	3	32:30	Navy	36:01	Georgia Tech	35:52							
Total Defense (129 ranked)	23	5	320.2	Michigan	223.8	Clemson	289.4							
Total Offense (129 ranked)	25	4	467.0	Oklahoma St.	610.7	Louisville	567.4							
Turnover Margin (128 ranked)	47	6	0.17	South Fla.	2.17	NC State	1.14							
Turnovers Gained (129 ranked)	95	11	7	California	20	Duke	14							
Turnovers Lost (129 ranked)	19	5	6	4 teams tied	3	NC State Miami (FL) Wake Forest	3 3 3							

# 17 FOOTBALL GAME NOTES

All Purpose (200 ranked)	Cam Phillips	89	12	101.33	Saquon Barkley, Penn St.	217.00	Nyheim Hines, NC State	178.43
Blocked Kicks (1 ranked)					11 players tied	2	Brian Burns, Florida St.	2
Combined Kick Returns (199 ranked)	Greg Stroman	92	11	190	Michael Walker, Boston College	753	Michael Walker, Boston College	753
Completion Percentage (112 ranked)	Josh Jackson	22	4	0.656	Baker Mayfield, Oklahoma	0.727	Max Browne, Pittsburgh	0.711
Completions Per Game (100 ranked)	Josh Jackson	27	5	21.00	Luke Falk, Washington St.	30.86	Eric Dungey, Syracuse	26.86
Field Goal Percentage (107 ranked)	Joey Slye	82	7	0.647	Blanton Creque, Louisville Haden Hoggarth, Boise St. Jonathan Song, TCU	1.000 1.000 1.000	Blanton Creque, Louisville	1.000
Field Goals Per Game (130 ranked)	Joey Slye	15	2	1.83	Matt Gay, Utah	2.67	Ricky Aguayo, Florida St.	2.20
Forced Fumbles (90 ranked)	Tremaine Edmunds	19	1	0.33	Dante Sawyer, South Carolina	0.67	Wendell Dunn, Wake Forest Tremaine Edmunds, Virginia Tech	0.33 0.33
Fumbles Recovered (50 ranked)	Jarrold Hewitt Trevon Hill Andrew Motuapuaka	50 50 50	1 1 1	1 1 1	4 players tied	3	44 players tied	1
Interceptions Per Game (145 ranked)					Deshon Elliott, Texas	0.8	Lukas Denis, Boston College	0.7
Kickoff Return TDs (8 ranked)					7 players tied	2	Lamont Simmons, Georgia Tech Anthony Ratliff-Williams, North Carolina	1 1
Kickoff Returns (100 ranked)					Tyler Hall, Wyoming	39.8	Keith Gavin, Florida St.	26.8
Passes Defended (39 ranked)	Greg Stroman	15	4	1.5	Tae Hayes, Appalachian St. Mazzi Wilkins, South Fla.	1.8 1.8	Jeremy McDuffie, Duke	1.7
Passing Efficiency (112 ranked)	Josh Jackson	13	1	158.2	Baker Mayfield, Oklahoma	207.3	Josh Jackson, Virginia Tech	158.2
Passing TDs (111 ranked)	Josh Jackson	24	3	13	J.T. Barrett, Ohio St. Will Grier, West Virginia	21 21	Lamar Jackson, Louisville	16
Passing Yards (130 ranked)	Josh Jackson	23	4	1,700	Tyler Rogers, New Mexico St.	2,495	Lamar Jackson, Louisville	2,322
Passing Yards Per Game (130 ranked)	Josh Jackson	20	3	283.3	Mason Rudolph, Oklahoma St.	394.7	Lamar Jackson, Louisville	331.7
Passing Yards per Completion (112 ranked)	Josh Jackson	26	3	13.49	Mason Rudolph, Oklahoma St.	17.41	Lamar Jackson, Louisville	14.79
Points Responsible For (178 ranked)	Josh Jackson Joey Slye	40 106	4 14	84 55	J.T. Barrett, Ohio St.	158	Lamar Jackson, Louisville	156
Points Responsible For Per Game (199 ranked)	Josh Jackson Joey Slye	39 98	7 12	14.0 9.2	Mason Rudolph, Oklahoma St.	25.0	Lamar Jackson, Louisville	22.3
Punt Return TDs (6 ranked)	Greg Stroman	6	1	1	Dante Pettis, Washington	3	Nyheim Hines, NC State Quadree Henderson, Pittsburgh Greg Stroman, Virginia Tech	1 1 1
Punt Returns (59 ranked)	Greg Stroman	19	5	10.6	Dante Pettis, Washington	24.4	Braxton Berrios, Miami (FL)	17.1
Punting (106 ranked)	Oscar Bradburn	28	7	43.8	Johnny Townsend, Florida	48.5	Tom Sheldon, North Carolina	46.4
Receiving TDs (161 ranked)	Cam Phillips Sean Savoy Travon McMillian Steven Peoples	25 86 161 161	2 11 18 18	5 3 2 2	David Sills, West Virginia	12	Dez Fitzpatrick, Louisville	7
Receiving Yards (199 ranked)	Cam Phillips Sean Savoy	13 128	2 18	608 337	Michael Gallup, Colorado St.	948	Steve Ishmael, Syracuse	802
Receiving Yards Per Game (200 ranked)	Cam Phillips Sean Savoy	14 115	2 15	101.3 56.2	James Washington, Oklahoma St.	147.0	Steve Ishmael, Syracuse	114.6
Receptions Per Game (199 ranked)	Cam Phillips Sean Savoy	18 87	5 14	7.0 4.5	Trey Quinn, SMU	9.0	Steve Ishmael, Syracuse	8.9
Rush Yards Per Carry (163 ranked)					Bryce Love, Stanford	10.27	Mark Walton, Miami (FL)	7.64
Rushing TDs (139 ranked)					Kerryon Johnson, Auburn	13	Lamar Jackson, Louisville	10
Rushing Yards (199 ranked)	Travon McMillian	177	22	279	Bryce Love, Stanford	1,387	Lamar Jackson, Louisville	690
Rushing Yards Per Game (200 ranked)	Travon McMillian	171	21	46.5	Bryce Love, Stanford	198.1	Taquon Marshall, Georgia Tech	108.2
Sacks (77 ranked)					Sutton Smith, Northern Ill.	1.42	Bradley Chubb, NC State	0.93
Scoring (200 ranked)	Joey Slye Cam Phillips	31 200	3 26	9.2 5.0	David Sills, West Virginia	12.3	Taquon Marshall, Georgia Tech	10.8
Solo Tackles (48 ranked)					Joe Dineen Jr., Kansas	8.2	Cayson Collins, North Carolina	5.7
Tackles For Loss (39 ranked)					Sutton Smith, Northern Ill.	2.7	Bradley Chubb, NC State	2.0
Total Interceptions (44 ranked)					4 players tied	5	Lukas Denis, Boston College	5
Total Offense (199 ranked)	Josh Jackson	14	3	309.0	Lamar Jackson, Louisville	430.3	Lamar Jackson, Louisville	430.3
Total Points Scored (140 ranked)	Joey Slye	38	5	55	Kerryon Johnson, Auburn Rashaad Penny, San Diego St.	78 78	Lamar Jackson, Louisville Jaylen Samuels, NC State	60 60
Total Tackles (145 ranked)	Tremaine Edmunds Mook Reynolds Andrew Motuapuaka	61 103 126	9 14 19	8.3 7.7 7.3	Khalil Hodge, Buffalo	14.4	Micah Kiser, Virginia	10.5
Total Touchdowns (104 ranked)	Cam Phillips	104	12	5	Kerryon Johnson, Auburn Rashaad Penny, San Diego St.	13 13	Lamar Jackson, Louisville Jaylen Samuels, NC State	10 10
Yards per Pass Attempt (112 ranked)	Josh Jackson	18	2	8.85	Baker Mayfield, Oklahoma	12.03	Lamar Jackson, Louisville	8.90
Yards per Reception (200 ranked)	Cam Phillips	126	10	14.48	Emanuel Hall, Missouri	28.77	Andre Levrone, Virginia	25.13