

VIRGINIA TECH 2017 FOOTBALL

AMERICA'S LONGEST ACTIVE BOWL STREAK - 24 STRAIGHT | 11 CONFERENCE TITLES - 4 ACC TITLES | HOME OF THE #LPD - 793.0 SACKS & 364 INTS LEAD FBS SINCE 1996 | 100% GRADUATION RATE OF SENIORS SINCE 2012

4-1

#16



VS.



2-3

BOSTON COLLEGE EAGLES

QUICK INFO	DateSaturday, Oct. 7
	Time7:15 PM
	LocationChestnut Hill, Mass.
	VenueAlumni Stadium
	Capacity44,500
	Series RecordVirginia Tech, 17-8
Last Meeting9/17/16	

VIRGINIA TECH HOKIES

VIRGINIA TECH VISITS BOSTON COLLEGE

- Virginia Tech (4-1) and Boston College (2-3) will renew their rivalry that dates back to the days of the BIG EAST.
- VT is coming off a 31-17 loss to No. 2 Clemson (9/30), while BC registered a 28-8 win vs. Central Michigan (9/30). Tech was 3-1 in ACC road games in 2016.
- BC suffered a 34-7 loss at Clemson (9/23) in a game that was tied 7-7 entering the fourth quarter.
- The Hokies have won seven of the last nine games in the series including a 49-0 decision at Lane Stadium (9/17/16).
- Tech won its last visit to Chestnut Hill by a 26-10 margin (10/31/15).
- Justin Fuente owns a perfect 4-0 record in games immediately following a loss at VT & is 8-2 in post-loss games dating back to the 2014 season at Memphis.
- Tech will enjoy a bye following the Boston College contest before returning home to face UNC (10/21).

THE #LPD LIVES HERE

- The Hokies have outscored BC by a 232-73 margin in Tech's last seven wins in the series, holding the Eagles to 14 points or less in six of those games.
- Dating back to 1996, Tech is 125-3 when holding foes to 14 points or less, including a 38-1 mark on the road.
- Boston College is 0-16 under head coach Steve Addazio when being held to 14 points or fewer and 2-20 when held to 17 points or fewer.
- Tech is 48-2 (.960) on the road since 1996 when permitting 17 points or fewer.
- VT is 37-3 (.925) on the road since 1996 when not permitting a TD pass, including a 4-0 mark at BC.
- Tech is tied for second in the ACC in scoring defense (14.4 ppg) and excluding opponent return scores, The #LPD is allowing 13.0 offensive ppg.
- BC has been held to 20 points or less in all three of its losses in 2017.

STROMAN = MOST VERSATILE MAN IN USA

- CB Greg Stroman is a virtual Swiss Army knife, ranking second in the ACC in punt return avg. (12.2) and is tied for fourth in the conference with seven passes defended.
- Stroman (105) needs seven punt returns to overtake Eddie Royal (111) for second in VT history behind John Ludlow (135).
- Royal (1,296 yards) owns the Tech career mark for punt return yards. Stroman currently has 870 and needs just three more to overtake Andre' Davis (872) for second.
- Stroman registered a 43-yard punt return to the three-yard line vs. Clemson (9/30), coming just shy of his fourth PR TD.

GREG STROMAN'S CAREER PUNT RETURN TDs

Date	Length	Opponent	Result
12/26/15	87 yards	Tulsa (Indy Bowl)	W 55-52
9/24/16	87 yards	vs. East Carolina	W 54-17
9/9/17	61 yards	vs. Delaware	W 27-0

QB JOSH JACKSON AMONG TOP FROSH PASSERS

- QB Josh Jackson (159.3) ranks second among FBS freshmen with only Georgia's Jake Fromm (159.6) owning a better passer rating.
- Jackson leads all Power Five freshmen QBs with 1,378 passing yards and 12 TDs.
- Jackson ranks third in the ACC in passer rating, is fourth in total offense (307.0) and fifth in passing ypg (275.6).
- Only Louisville QB Lamar Jackson (13) has more TD passes in the ACC than Jackson (12).

FRESHMEN POWER FIVE LEADERS, PASSING YARDS

Quarterback	Team	Yards	Comp %	TDs
Josh Jackson	VT	1,378	65.4	12
Chazz Surratt	UNC	988	63.3	5
Jake Fromm	UGA	734	59.5	8

FRESHMEN POWER FIVE LEADERS, PASSER RATING

Quarterback	Team	Pass	TD/INT	Yds	Rating	W-L*
Jake Fromm	UGA	50-84	8/2	734	159.6	5-0
Josh Jackson	VT	104-159	12/3	1,378	159.3	4-1
Feleipe Franks	QB	40-63	3/1	557	150.3	1-1

*Record as starting QB

SLYE POISED TO SET VT SCORING MARK

- K Joey Slye (365 points) is seven points shy of overtaking K Shayne Graham (371) as Tech's all-time leading scorer.
- Slye (71) is Tech's career leader in made FGs earlier after bypassing Graham (68) earlier this season.
- Thanks to Slye, Tech's kickoff coverage team leads the nation, permitting an FBS-low 42 return yards.

MORE TIDBITS ON THE HOKIES

- Tech was 3-1 during October under Fuente in 2016.
- WR Sean Savoy is Tech's second-leading receiver behind WR Cam Phillips, owning 18 catches for 198 yards and two TDs. Savoy registered both a receiving and a rushing score vs. Clemson (9/30).
- Among ACC squads, only Louisville (26), Clemson (25) and NC State (23) have scored more TDs than Virginia Tech (22).
- Tech ranks fifth in the ACC with 119 first downs, just ahead of Clemson (118).

VIRGINIA TECH IN POLL POSITION

- Virginia Tech is No. 16 in The AP Top 25.
- The Hokies are also No. 19 in the USA Today Coaches Poll.
- Tech was ranked in The AP Top 25 for six of the final seven polls of 2016.

KEY ACC DATA ON HOKIES, EAGLES

- VT ranks fourth in the ACC in total defense (315.4) and fifth in total offense (474.2). Tech is fifth in scoring offense (35.4).
- Tech is sixth in both rush offense (192.6) and rush def. (115.6).
- BC leads the ACC in pass defense (154.0) and defensive pass efficiency (90.6). Tech ranks fifth in both pass offense (281.6) and pass defense (199.8).
- Tech ranks second in Red Zone defense (72.7 scoring pct. - 8 TDs on 11 Red Zone trips).
- Only Pitt (17), Georgia Tech (17) have been penalized fewer times than Virginia Tech (20).

THE EDMUNDS = BEST BROTHER DUO IN USA

- LB Tremaine Edmunds (aka @Maine_Savage23) & older brother S Terrell (aka @RelI_Island6) are leading The #LPD.
- Tremaine leads VT with 42 tackles (18 solo). He also has 4.5 TFLs (-26.0 yds), 1.5 sacks (-19.0 yds), two FFs and a QB hurry.
- Terrell is tied for second the team lead with three PBUs. He led the squad with 11 tackles vs. Clemson (9/30). He is fourth on the team with 31 tackles (17 solo), an INT, a sack and 1.5 TFL.
- RB Trey Edmunds is a rookie FA for the New Orleans Saints

KEY FACTS ON HEAD COACH JUSTIN FUENTE

- Fuente was named the 2016 ACC Coach of the Year after guiding Tech to a berth in the ACC Championship Game.
- With a win over Boston College, Fuente would tie C.B. Cabbage (15 in 1921-22) for the most wins by Virginia Tech head coach in his first two seasons with the Hokies.
- Tech is 14-5 under Fuente and has not lost back-to-back games under his direction.

WR CAM PHILLIPS = VT'S RECORD WRECKER

- WR Cam Phillips is second in Tech history with 206 catches, needing five more to bypass WR Isaiah Ford (210) for the school record. His 2,660 receiving yards are third in Tech annals.
- Phillips is on pace to register 98 catches over 12 games in 2017 which would smash Ford's single-season mark of 79 in 2016.
- Phillips set the single-game school record with 14 receptions at ECU (9/16). He's second in the ACC with 119.4 receiving ypg.

VT RECORD BOOK - CAREER RECEIVING

No.	Player	Yards	Rank	TDs	Rank
210	Isaiah Ford	2,967	1st	24	1st
206	Cam Phillips	2,660	3rd	15	6th
184	Jarrett Boykin	2,884	2nd	18	4th
165	Danny Coale	2,658	3rd	8	--
133	Bucky Hodges	1,747	10th	20	2nd

BEST RECEIVER IN AMERICA?

- Phillips is tied for third in the nation in receiving yards (597) & tied for eighth in both rec. ypg (119.4) and rec. TDs (5).
- He has 59 recs., 804 yards and six TDs over his last seven games.

LAST 7 GAMES - CAM PHILLIPS RECEIVING

Date	Opponent	Stats	Result	Notes
12/3/16	Clemson (3)	12-92, 1 TD	L 42-35	ACCGC
12/29/16	Arkansas	6-115, 0 TDs	W 35-24	Belk MVP
9/3/17	W. Virginia	7-138, 1 TD	W 31-24	Black Diamond
9/9/17	Delaware	6-90, 1 TD	W 27-0	
9/16/17	@ ECU	14-189, 3 TDs	W 64-17	*VT record
9/23/17	ODU	7-106, 0 TDs	W 38-0	
9/30/17	Clemson	7-74, 0 TDs	L 31-17	
TOTALS		59-804, 6 TDs	(13.6 yards per catch)	

- Phillips owns five career 100-yard receiving games, hitting triple digits for the first time in 39-26 win at Pitt (10/27/16). The Hokies are 5-0 in those games.

17 FOOTBALL GAME NOTES

THE COACHING MATCHUP

Virginia Tech.....	School	Boston College
Justin Fuente.....	Coach	Steve Addazio
Murray State (1999).....	Alma Mater	Central Connecticut State (1981)
14-5 (Second Season).....	Record at School	26-30 (Fifth Season)
40-28 (Sixth Season).....	Overall Record	39-41 (Seventh Season)
1-0.....	Record vs. Opponent	2-2
1-0.....	Record vs. Coach	1-0

Justin Fuente	At Tech	Career
following a loss.....	4-0.....	11-14
on the road.....	5-1.....	15-14
vs. ACC.....	6-3.....	6-3
on the road vs. ACC.....	3-1.....	3-1
with ranked team.....	8-4.....	10-6
at night (5 PM kick or later).....	4-3.....	18-15

VIRGINIA TECH VS. BOSTON COLLEGE: INSIDE THE SERIES

- Saturday marks the 26th game between Virginia Tech and Boston College with the Hokies leading the all-time series, 17-8.
- Tech's 49-0 win over the Eagles last season was the largest margin of victory by either team in the all-time series.
- The 49-point win was the largest by Tech in an ACC game since a 45-point win at Duke (45-0, 9/10/05) and a 44-point win at home vs. Georgia Tech (51-7, 9/24/05).
- **Of the 33 shutouts in the Bud Foster Era, three have come against Boston College. Tech's three shutouts of BC since 1987 are tied with Temple for the most of any opponent.**
- The Hokies are 3-1 in their last visits to Boston College and are 8-4 all-time in Chestnut Hill.
- The series dates back to 1993 and the Hokies have won three of their last five meetings with the Eagles.
- Tech is 12-6 all-time against the Eagles when ranked in the Top 25.

Games Played - in the series: 25

Overall Record: 17-8 **Home:** 7-4 **Away:** 8-4 **Neutral:** 2-0

LAST 10 MEETINGS

Date	Ranked VT/Opp	Location	Score
Sat., Sep 17, 2016	- / -	Blacksburg, Va.	W, 49-0
Sat., Oct 31, 2015	- / -	Chestnut Hill, Mass.	W, 26-10
Sat., Nov 1, 2014	- / -	Blacksburg, Va.	L, 31-33
Sat., Nov 2, 2013	- / -	Chestnut Hill, Mass. *	L, 27-34
Sat., Nov 17, 2012	- / -	Chestnut Hill, Mass. *	W, 30-23 (OT)
Sat., Oct 22, 2011	16 / -	Blacksburg, Va.	W, 30-14
Sat., Sep 25, 2010	- / -	Chestnut Hill, Mass.	W, 19-0
Sat., Oct 10, 2009	5 / -	Blacksburg, Va.	W, 48-14
Sat., Dec 6, 2008	- / 18	Tampa, Fla.	W, 30-12
Sat., Oct 18, 2008	17 / -	Chestnut Hill, Mass. *	L, 23-28

	Tech	Opponent
Total Points (Average)	700 (28)	444 (18)
Most Points Scored	49 (2016)	48 (1993)
Fewest Points Scored	3 (2006)	0 (2016)
Shutouts By	3	-
Largest Margin of Victory	49 (2016)	19 (2006)
Smallest Margin of Victory	5 (2002)	2 (2014)

Tech's Top performances - last 10 matchups

Completions: 31, Michael Brewer (2014)	Pass Yards: 391, Logan Thomas (2013)
Rush Atts: 33, Travon McMillian (2015)	Rush Yards: 159, Ryan Williams (2009)
Receptions: 7, Isaiah Ford (2014)	Rec. Yards: 171, Joshua Stanford (2013)
Tackles: 14, A. Motuapuaka (2014)	Sacks: 2 (4x), last Bruce Taylor (2012)
INTs: 1 (13x), last Adonis Alexander (2016)	BrUps: 3 (4x), last Brandon Facyson (2016)

VIRGINIA TECH-BOSTON COLLEGE CONNECTIONS

- Boston College's offense is headed up by offensive coordinator Scott Loeffler, who was the OC under former head coach Frank Beamer from 2013-15.
- Loeffler recruited current Hokies QB Josh Jackson while on staff in Blacksburg. Loeffler also worked alongside Jackson's father, Fred, during his two coaching stints at Michigan as a student assistant and graduate assistant from 1996-98 and as the quarterbacks coach from 2002-07. Fred was an assistant at Michigan from 1992-2014.
- Virginia Tech senior director of football strength and conditioning Anthony Crosby spent two seasons at Boston College from 2010-12.

BROADCAST INFORMATION

Television ESPN2
 Play-by-Play Mike Corey
 Analyst Ahmad Brooks
 Sideline Roddy Jones
National Radio SiriusXM
 Sirius 134
 XM 193
 Internet 966
Local Radio . . Virginia Tech IMG Sports
 Play-by-Play Jon Laaser
 Analyst Mike Burnop
 Sideline Andrew Allegretta
 In Stadium Broadcast 105.3 FM
 Digital Hokie Sports & TuneIn
 (VTfeed; free on downloaded apps)

2017 SCHEDULE

DATE	OPP. (TV)	TIME/RESULT
9/3	vs. West Virginia (ABC)	W, 31-24
9/9	Delaware (ACCN)	W, 27-0
9/16	at East Carolina (CBSSN)	W, 64-17
9/23	Old Dominion (ACCN)	W, 38-0
9/30	Clemson* (ABC)	L, 31-17
10/7	at Boston College*	TBA
10/21	North Carolina*	TBA
10/28	Duke*	TBA
11/4	at Miami*	TBA
11/11	at Georgia Tech*	TBA
11/18	Pitt*	TBA
11/24	at Virginia*	TBA
12/2	ACC Championship	TBA

*ACC Game

ACC STANDINGS

COASTAL	Conf.	Overall
Georgia Tech	2-0	3-1
Miami	1-0	3-0
Duke	1-1	4-1
Virginia	0-0	3-1
Virginia Tech	0-1	4-1
Pitt	0-1	2-3
North Carolina	0-3	1-4

ATLANTIC	Conf.	Overall
Clemson	3-0	5-0
NC State	2-0	4-1
Louisville	1-1	4-1
Wake Forest	1-1	4-1
Florida State	1-1	1-2
Syracuse	0-1	2-2
Boston College	0-2	2-3

QUICK FACTS

Location: Blacksburg, Va.
 Founded: 1872
 Enrollment: 31,000+
 President: Dr. Tim Sands
 Director of Athletics: Whit Babcock
 Nickname: Hokies
 Colors: Chicago Maroon & Burnt Orange
 Stadium: Lane Stadium/Worsham Field
 Head Coach: Justin Fuente – 2nd season
 2016 Record: 10-4 (Belk Bowl Champs)

JUSTIN FUENTE @CoachFuente

HEAD COACH - 2ND SEASON

2016 ACC COACH OF THE YEAR



THE FUENTE FILE

Coaching Exp.:... 17th season, 2nd at Tech
Head Coach:..... 6th season, 2nd at Tech
Record at Tech:..... 14-5
Record at Memphis:..... 26-23
Overall Record:..... 40-28
Hometown:Tulsa, Oklahoma
High School: Union (1995)
College: Murray State (1999)
Playing Exp.: Oklahoma (1995-96)
 Murray State (1997-98)
Family: Wife – Jenny
 Daughters – Cecilia, Caroline, Charlotte

COACHING HISTORY

Year	School	Position
2016-	Virginia Tech	Head Coach
2012-15	Memphis	Head Coach
2009-11	TCU	Co-Offensive Coordinator/QBs
2007-08	TCU	Running Backs
2004-06	Illinois State	Offensive Coordinator/QBs
2001-03	Illinois State	Quarterbacks

BOWL GAMES/PLAYOFF COACHED (9 GAMES)

2016	Belk	Virginia Tech
2015	Birmingham*	Memphis
2014	Miami Beach	Memphis
2011	Poinsettia	TCU
2010	Rose	TCU
2009	Fiesta	TCU
2008	Poinsettia	TCU
2007	Texas	TCU
2006	FCS Playoffs	Illinois St.

*Joined VT prior to bowl game

- Fuente and his entire staff return for their second season at Virginia Tech after a remarkable debut campaign in Blacksburg.
- The consensus 2016 ACC Coach of the Year, Fuente was also named the top first-year FBS head coach in the nation by the Football Writers Association of America, sharing that honor with USC's Clay Helton.
- Tech finished the 2016 season ranked No. 16 in both the AP Poll and the Coaches Poll, marking the highest final mark for the Hokies since 2010 (No. 16 AP, No. 15 Coaches).
- Virginia Tech, Penn State, Colorado, West Virginia and Western Michigan all finished in the AP Top 25 after getting zero votes in the AP Preseason Poll.
- Tech's 10 wins were the team's most since 2011 and the most ever by a first-year Virginia Tech head coach, surpassing the previous mark of nine wins by C.P. Miles in 1905.
- Fuente led Tech to its sixth ACC Coastal Division Title and its first since 2010, sending the Hokies to the ACC Championship Game where Tech lost a narrow 42-35 decision to eventual national champion Clemson.
- The Hokies did not lose consecutive games under Fuente in 2016 as the Hokies extended the nation's longest active bowl streak with their 24th straight appearance.
- Under Fuente, the Hokies also extending their winning streak against Virginia to 13 straight games.
- Virginia Tech's 35-24 victory over Arkansas in the Belk Bowl marked the largest comeback in school history. The Hokies were down 24-0 at halftime before scoring 35 unanswered points en route to victory, making Fuente the initial coach to guide the Hokies to a bowl victory in his debut season.
- The Hokies broke 10 offensive single-season records in 2016, most notably registering school marks for points (490), total first downs (330), TD passes (31), passing yards (3,660) and yards of total offense (6,223).
- Among ACC squads, only Clemson (26.9) averaged more first downs per game than Virginia Tech (23.6) in 2016.
- The Hokies also returned to their dominant defensive ways in Fuente's debut campaign as Tech ranked second in the nation in third-down defense (27.5%), while ranking fourth among Power Five squads in tackles for loss (113.0) and fifth in opponent completion percentage (50.1).
- Virginia Tech also experienced a special teams' resurgence as the Hokies returned to its Beamer Ball roots, blocking four kicks (three FGs, one punt), while registering TDs on a punt return and a blocked FG return.

PROMINENT QB PUPILS

Paxton Lynch (Memphis): D1-2016 (26th overall), Denver – Completed 555 of 856 (64.8%) of his passes for 6,807 yards with 50 TDs and 13 INTs in 2014-15.

Andy Dalton (TCU): D2-2011 (35th overall), Cincinnati – Two-time Pro Bowler completed 63.8 percent (408 of 639) of his passes for 5,613 yards with 50 TDs and 14 INTs at TCU (2009-10). In 93 career regular season starts, has thrown for 22,214 yards with 142 TDs and 81 INTs, leading the Bengals to five playoff berths.

Casey Pachall (TCU) – Completed 66.5 percent of his throws (228 of 343) with 25 TDs and seven INTs in 2011

TAKING OVER A WINNING PROGRAM

Virginia Tech head coach Justin Fuente became the seventh head coach in FBS history to take over a program that had at least 23 consecutive winning seasons before taking the reins. Below is the complete list and the wins for the new coach in his first season.

Years	School	Prior Coaches	New Coach	Wins
36	Nebraska	Bob Devaney/Tom Osborne	Frank Solich	9
33*	Florida State	Bobby Bowden	Jimbo Fisher	10
25	Alabama	Bear Bryant	Ray Perkins	8
23	Oklahoma	Jim Mackenzie/Chuck Fairbanks/Barry Switzer	Gary Gibbs	7
23	Michigan	Bo Schembechler/Gary Moeller/Lloyd Carr	Rich Rodriguez	3
23	Florida	Six coaches during the span^	Will Muschamp	7
23	Virginia Tech	Frank Beamer	Justin Fuente	10

^ Galen Hall, Gary Darnell, Steve Spurrier, Ron Zook, Charlie Strong, Urban Meyer

* Due to NCAA sanctions, the 2006 and 2007 seasons resulted in vacated wins, but were winning seasons before the penalties.

MOST TECH COACHING WINS

• OVER FIRST TWO SEASONS

Coach	Wins	Seasons
1. B.C. Cabbage	15	1921-22
2. C.P. Miles	14	1905-06
Justin Fuente	14	2016-
4. Charles Bernier	13	1917-18
5. Jimmy Sharpe	12	1974-75
Henry B. Redd	12	1932-33
Branch Boccock	12	1909-10
8. A.F. Gustafson	10	1926-27

CAREER/ACTIVE STARTS CHART

	2017	Streak	Career
Carroll, C.	1	-	2
Chung, K.	5	5	8
Cunningham, C.	1	-	3
Clark, J.	1	-	1
Gallo, E.	5	16	30
Jackson, J.	5	5	5
Keene, D.	5	5	5
Kumah, E.	1	-	1
McMillian, T.	4	4	18
Nijman, Y.	5	19	19
Peoples, S.	1	-	7
Pettit, C.	-	-	3
Pfaff, B.	5	5	5
Phillips, C.	5	7	37
Savoy, S.	4	4	4
Teller, W.	5	17	35

STARTED EVERY GAME IN 2017

▪ Chung, Gallo, Jackson, Keene, Nijman, Pfaff, Phillips and Teller.

LONGEST ACTIVE STREAKS

- Nijman - 19
- Teller - 17
- Gallo - 16

TOP 20 CONSECUTIVE SCORING TEAMS

▪ Virginia Tech has scored in **288** straight games dating back to the 1995 season.

▪ The streak is tied for the seventh-longest streak ever in the history of the NCAA by an FBS school & is now the fifth-longest active streak.

Rk.	School	Years	Games
1.	Michigan	1984-14	365
	Florida	1988-	365
3.	BYU	1975-03	361
4.	TCU	1992-	311
5.	Air Force	1992-	302
6.	Tennessee	1994-17	289
7.	Virginia Tech	1995-	288
	Ohio State [^]	1993-16	283
9.	Texas	1980-04	282
10.	Washington State	1984-08	280
11.	Georgia	1995-	280
12.	Nebraska	1996-	276
	Washington	1981-04	271
14.	Oregon	1985-07	267
15.	Boise State	1997-	255
16.	Georgia Tech	1997-	254
17.	Texas Tech	1997-	250
18.	Colorado	1988-08	242
19.	Oklahoma	1998-	244
20.	Kansas State	1996-15	234

Bold = active streak

[^] = 13 games vacated by NCAA

OFFENSE

CAM PHILLIPS: ONE MAN RECORD BREAKING CREW

- Senior WR Cam Phillips' stellar performance at East Carolina (9/16) was one for the record book as he accounted for 18 of the Hokies' 64 points.
- Phillips finished with 14 receptions for 189 yards and three touchdown catches.
- His 14 catches set a new school record previously held by Donald Snell (vs. Cincinnati, 8/31/85) and Nick Cullen (vs. Southern Miss, 10/27/90) who both registered 13 receptions in a game.
- Phillips' three receiving touchdowns set a career high and were the most receiving TDs by a Virginia Tech player since Bucky Hodges also had three in a triple overtime game vs. Duke (10/24/15).
- It was also Phillips' 30th consecutive game with a reception, tying Isaiah Ford's program record. Phillips has had a catch in every game since the first contest of his sophomore season. He would later break the record vs. Old Dominion (9/23).

Career Receiving Yards			Career Receptions			Career Receiving TDs		
Player	Years	Yards	Players	Years	Rec.	Players	Years	Rec.
1. Isaiah Ford	2014-16	2,967	1. Isaiah Ford	2014-16	210	7. Josh Morgan	2004-07	16
2. Jarrett Boykin	2008-11	2,884	2. Cam Phillips	2014-	206	8. Sidney Snell	1978-80	15
3. Cam Phillips	2014-	2,660	2. Jarrett Boykin	2008-11	184	Cam Phillips	2014-	15
4. Danny Coale	2008-11	2,658	4. Danny Coale	2008-11	165	10. Marcus Davis	2009-12	13
5. Ricky Scales	1972-74	2,272	5. Bucky Hodges	2014-16	133	11. Eddie Royal	2004-07	12

Most Receiving Yards - Power 5

Player	Yards
1. James Washington, Oklahoma St.	647
2. Steve Ishmael, Syracuse	632
3. Cam Phillips, Virginia Tech	597

Most Receiving YPG - Power 5

Players	YPG
8. Cam Phillips, Virginia Tech	119.4
Michael Gallup, Colorado St.	119.4
10. Jordan Lasely, UCLA	116.5

Most Receiving TDs - Power 5

Players	TDs
6. Dante Pettis, Washington	6
Dez Fitzpatrick, NC State	6
8. Cam Phillips, Virginia Tech (tied w/ 10 others)	5

Most Receptions- Power 5

Players	Rec.
2. Ervin Phillips, Syracuse	44
3. Jaylen Samuels, NC State	43
4. Cam Phillips, Virginia Tech	41

95 UNANSWERED POINT STREAK: OFFENSE

- Since the second quarter of the Hokies' 64-17 win at East Carolina (9/16), Tech rattled off 95 unanswered points over seven quarters in two wins over the Pirates and Old Dominion (9/23).
- The Hokies rushed for 250+ yards in both victories. The last time Tech ran for 250+ yards on the ground in consecutive games was in 2005 at Virginia (11/19/05) and vs. North Carolina (11/26/05).

BREAKING DOWN JOSH JACKSON'S FIRST STARTS

- R-freshman QB Josh Jackson has put together some of the best stats for any first-year full-time starting QB and any Tech freshman signal caller.
- With Tech's 38-0 victory vs. Old Dominion (9/23), Jackson became the first Tech QB since Logan Thomas in 2011 to win his first four career starts.
- Before throwing his first career pick vs. ODU, Jackson's 99 straight passing attempts without an interception to start a career was the longest streak since Grant Noel's school record of 108 passes that were thrown in starts between 1999 and 2001.
- Jackson became the first Virginia Tech QB since Grant Noel in 2001 to not throw an interception in his first three career starts after the win over ECU (9/16).
- Jackson's 372 yards in air at ECU were the most ever by a Hokies freshman in a game and the fifth most by any Virginia Tech quarterback since 1987.

FRESHMEN QB LEADERS - SINCE 1987

- Only four freshmen have made four or more starts at quarterback for the Hokies since Frank Beamer's first season in 1987 - Will Furrer, Michael Vick, Tyrod Taylor and Josh Jackson.
- Taylor started in five games in 2007 but he appeared in 11 of the Hokies 14 games that season.

Passing Yards			Passing TDs			Passer Rating		
Player	Year	Yards	Players	Year	TDs	Players	Year	Rating
1. Michael Vick	1999	1840	1. Michael Vick	1999	12	1. Michael Vick	1999	179.2
2. Will Furrer	1988	1384	Josh Jackson	2017	12	2. Josh Jackson	2017	159.3
3. Josh Jackson	2017	1378	3. Will Furrer	1988	6	3. Tyrod Taylor	2007	119.7
4. Tyrod Taylor	2007	927	4. Tyrod Taylor	2007	5	4. Will Furrer	1988	83.2

COLEMAN IS SLY AS FOX

- Redshirt sophomore RB Coleman Fox has been sneaky good out of the backfield for the Hokies.
- Fox is averaging 5.8 yards per catch and caught four passes for 13 yards out of the backfield vs. Clemson (9/30).
- The Salem, Virginia native also posted five carries for 39 yards to lead the Hokies against the defending national champions.
- Fox's breakout game came vs. Old Dominion (9/23) where he rushed for 66 yards on 11 carries. He recorded his first career TD at East Carolina (9/16) on a five-yard run.

JACKSON SHINES IN TECH DEBUT

- Making his collegiate debut in a nationally televised primetime matchup against a ranked opponent in an NFL stadium, redshirt freshman QB Josh Jackson helped Virginia Tech retain the Black Diamond Trophy after accounting for 336 yards of total offense and two total TDs.
- Jackson, who threw for 253 yards and rushed for 101 yards, became the first Hokies QB since Logan Thomas in 2013 to pass for 200+ yards and rush for 100+ yards.
- Jackson's rushing total was the most for a Tech QB making his debut since 1987.
- It was the second-most rushing yards for a Hokie QB making his first career start since Al Clark rushed for 119 yards at Rutgers (8/30/97).

JACKSON JOINS NOTABLE COMPANY OF FRESHMAN QB STARTERS AT TECH

- Redshirt freshman QB Josh Jackson took the first offensive snap the season for the Hokies on Sept. 3 vs. West Virginia. It was the first snap of his collegiate career.
- **Jackson was the...**
 - The first true or redshirt freshman QB to start a game for the Hokies since Tyrod Taylor vs. Ohio (9/15/07).
 - The first true or redshirt freshman QB to start a season opener for the Hokies since Michael Vick vs. James Madison (9/4/99).

Most Rushing Yards in First Career Game - QBs

Player	Years
1. Josh Jackson	101 vs. WVU, 9/3/17
2. Michael Vick	54 vs. JMU, 9/4/99
3. Jerod Evans	46 vs. Liberty, 2016
4. Tyrod Taylor	44 at LSU, 9/8/07
5. Bryan Randall	30 vs. UConn, 9/1/01

Most Rushing Yards in First Career Start - QBs

Players	Years
1. Al Clark	11a9 at Rutgers, 8/30/97
2. Josh Jackson	101 vs. WVU, 9/3/17
3. Nick Sorensen	65 vs. UAB, 11/1/97
4. Michael Vick	54 vs. JMU, 9/4/99
5. Jerod Evans	46 vs. Liberty, 9/3/16
Maurice DeShazo	46 vs. JMU 9/5/92

OFFENSE HAS RECORD THREATENING DAY AT EAST CAROLINA

- The Virginia Tech's offense's 64-point output at East Carolina (9/16) threatened multiple school records.
- 64 points is the Hokies' third-highest point total since 1987 and the most since they scored 66 points vs. Appalachian State (9/3/2011).
- Tech's 41 second-half points vs. ECU tied for the most in program history. The Hokies also scored 41-points in the second half vs. West Virginia (10/12/00).
- Tech's 34 points in the third quarter was one point shy of matching the program record of 35 set in the second quarter at Rutgers (10/9/99) and in the first quarter vs. Arkansas State (8/25/02).
- The Hokies' 675 yards of total offense also tied the program single game record set at Pitt (9/11/93).

SAVOY'S SIZZLING START

- Freshman WR Sean Savoy has come in and made an immediate impact in the Virginia Tech receiving corps as he's hauled in 18 passes for 198 yards, good enough for a 11.0 yards per catch average.
- He scored his first career touchdown at East Carolina (9/16) on a nine-yard pass from Josh Jackson.
- Two of the longest catches he's caught this season have led to two Virginia Tech touchdowns - a 22-yard grab that set up a rushing TD for Travon McMillian vs. West Virginia (9/3) and a 38-yard reception that led to a receiving TD for McMillian vs. Delaware (9/9).
- His first career multi-touchdown game came vs. Clemson (9/30) when he registered a two-yard TD run, his first career rushing score, and a 30-yard receiving TD.

HOKIES GO OVER 200 YARDS ON THE GROUND VS. WEST VIRGINIA

- The Hokies running game churned out 246 yards on the ground in the win over West Virginia and accounted for three of Tech's four total touchdowns.
- Tech out-rushed the Mountaineers, 246-234.
- Three different players scored TDs - QB Josh Jackson on a five-yard run, RB Deshawn McCleave on a 12-yard run and Travon McMillian on a three-yard run.
- QB Josh Jackson led all Hokies with 101 rushing yards, the most for a Virginia Tech QB since Logan Thomas also ran for 101 yards vs. Duke (10/26/13).
- Along with that trio, RB Steven Peoples rushed for 39 yards on 13 carries and had a career-long run of 11 yards.
- Head coach Justin Fuente improved to 11-2 at Tech when the Hokies rush for 150+ yards.

DEFENSE

95 UNANSWERED POINT STREAK: DEFENSE

- While the offense has manufactured the 95 points during the Hokies' unanswered points streak, Bud Foster's Lunch Pail Defense kept opponents off the scoreboard as they held foes scoreless over seven quarters and two games.
- The Hokies allowed only 226 yards of offense and 2.4 yards per play in those seven quarters.
- Over the last three games, the #LPD gave up only 17 points and has pitched two shutouts.
- The last time the Hokies registered two shutouts in the same season was in 2006 when Tech posted four shutouts.

TEAM RESULTS FOR QBs SINCE 1987

- Over the past 31 seasons, the Hokies have seen 21 men start a game at quarterback. Below are their results, ranked by wins (min. five starts).

Name	Years	Record	Pct.
Taylor, Tyrod	2007-10	34-8	.810
Jackson, Josh	2017	4-1	.800
Randall, Bryan	2002-04	26-12	.684
Thomas, Logan	2011-13	26-14	.650
Vick, Michael	1999-00	21-1	.955
Druckenmiller, Jim	1995-96	20-4	.833
DeShazo, Maurice	1992-94	19-14-1	.586
Glennon, Sean	2006-08	18-8	.692
Furrer, Will	1988-91	16-18-1	.486
Clark, Al	1997-98	12-7	.632
Vick, Marcus	2005	11-2	.846
Brewer, Michael	2014-15	11-9	.550
Noel, Grant	2001-02	10-4	.714
Evans, Jerod	2016	10-4	.714
Sorensen, Nick	1997-98	3-1	.750
Motley, Brenden	2015-	3-3	.500
Young, Cam	1988-89	3-3	.500
Meyer, Dave	1998-00	2-1	.667
Chapman, Erik	1987	2-9	.182
Wooten, Rodd	1989, 91	1-2	.333
Koel, Treg	1992	0-1	.000
Totals		252-125-2	.664

CAREER 100 YARD RECEIVING GAMES

- After registering only two 100-yard receiving games in his three seasons, senior WR Cam Phillips has posted three in five games this season.

Player	Years	Gms
1. André Davis	1998-01	10
Jarrett Boykin	2008-11	10
3. Isaiah Ford	2014-16	8
4. Danny Coale	2008-11	7
Ricky Scales	1972-74	7
6. Marcus Davis	2009-12	6
7. Antonio Freeman	1991-94	5
Cam Phillips	2014-	5

THE LUNCH PAIL D

***BUD FOSTER'S DEFENSE BY THE NUMBERS (SINCE 1987)**

- 95-1 when holding foes to 10 points or fewer
- 68 defensive TDs
- 48 different Hokies have scored defensive TDs
- 41 players selected in NFL Draft
- 42 games with three or more INTs
- 33 shutouts
- 9 players drafted in first or second rounds
- 3 players earned Super Bowl rings - LB Cornell Brown, S Pierson Prioleau, S Kam Chancellor
- 3 Pro Bowlers - S Kam Chancellor, CB Brandon Flowers, CB DeAngelo Hall

FACYSON CLOSES IN ON FLOWERS' RECORD

- R-Senior CB Brandon Facyson has quietly pieced together one of the most productive careers for a DB at Virginia Tech.
- Facyson looks to register double-digit passes defended for the third-consecutive season and also break Brandon Flowers' record of 42 career PDs since 1987.
- After posting 13 PDs and five interceptions to earn third-team All-ACC honors as a true freshman in 2013, Facyson had five PDs in three games before suffering a season-ending injury.
- He earned a medical redshirt and had 10 pass breakups as a redshirt sophomore in 2015 and 11 in 2016.
- He's the only player on this year's roster that played in 2013 for a Hokies squad that went 8-5 overall and 5-3 in the ACC.

PASSES DEFENDED LEADERS - SINCE 1987

Player	Years	PDs
1. Brandon Flowers	2005-07	42
2. Brandon Facyson	2013-	41
3. Loren Johnson	1995-98	36
William Yarborough	1992-95	36
Ronyell Whitaker	1999-02	36

FOSTER'S #LPD PITCHES SECOND SHUTOUT OF THE SEASON

- The Lunch Pail Defense is back among the top defenses in the nation and registered their second shutout of the season vs. Old Dominion (9/23).
- Tech's two donuts this season are the most since 2006 when the #LPD shutout four opponents.
- The last time the Hokies registered back-to-back shutouts at home was 2006 vs. Kent State (11/11/06) and vs. Virginia (11/25/06).
- This season marks the 10th multi-shutout campaign in the Bud Foster Era (since 1987).

MULTI-SHUTOUT SEASONS - SINCE 1987

Season	# of Shutouts	Final Record
1. 2006	4	10-3, 6-2 ACC
2001	4	8-4, 4-3 BIG EAST
3. 1998	3	9-3, 5-2 BIG EAST
3. 2017	2	TBD
2005	2	11-2, 7-1 ACC
2004	2	10-3, 7-1 ACC
1999	2	11-1, 7-0 BIG EAST
1997	2	7-5, 5-2 BIG EAST
1995	2	10-2, 6-1 BIG EAST
1989	2	6-4-1, Independent

#LPD BOUNCES BACK AND SHUTS DOWN EAST CAROLINA

- After allowing 17 points and 204 yards of total offense in the first quarter at East Carolina (9/16), Bud Foster's defense allowed only four total yards in the second quarter, all on the ground, and pitched a shutout the rest of the game.
- The #LPD improved to 39-2 on the road when holding foes to 17 points or less since 2000.
- Tech's defense forced three turnovers, one interception and two fumbles, that led to 17 points.
- Senior CB Greg Stroman's sixth career interception was the 363rd pick since Bud Foster took over as the full-time defensive coordinator in 1996, which leads the nation.

EDMUNDS BROTHERS TURN IN BIG DAY VS. THE BLUE HENS

- Junior LB Tremaine Edmunds led the Hokies' Lunch Pail Defense in a 27-0 shutout of Delaware on Saturday with a game-high 14 tackles, 4.0 tackles for loss, 1.5 sacks and a forced fumble.
- Edmunds' four tackles behind the line of scrimmage set a new career high and totaled 26 yards for loss.
- His 1.5 sacks matched his personal best and 1.5 of his 4.0 TFL came on third down.
- Edmunds' second career forced fumble came at 10:18 in the fourth quarter and led to a 24-yard field by Joey Slye that made it 27-0.
- After leading the team with four interceptions in 2016, r-junior S Terrell Edmunds notched his first pick of 2017 vs. Delaware (9/9) and returned it 55 yards.
- Edmunds also posted his first career sack against the Blue Hens.
- It was the longest interception return of his career and it was one of the longest in program history over the last 10 years.

LONGEST INT RETURNS SINCE 2010

1. Rashad Carmichael vs. East Carolina (9/18/10) - 68
2. Donovan Riley at Ohio State (9/6/14) - 63
3. Terrell Edmunds vs. Delaware (9/9/17) - 55
Macho Harris at Boston College (10/18/08) - 55
5. Derek Di Nardo at Duke (11/15/14) - 51

EDMUNDS BROTHERS ANCHOR THE #LPD

- Of all the combinations of brothers that have come through Blacksburg, perhaps no set of brothers have had an impact quite like the Edmunds', Terrell and Tremaine.
- Terrell was a consensus Honorable Mention All-ACC pick as a redshirt sophomore after tying for fourth in the conference with four interceptions and finishing with 89 total tackles. He made the move from rover to free safety in the spring.

CAREER/ACTIVE STARTS CHART

	2017	Streak	Career
Alexander, A.	2	-	15
Edmunds, Te.	5	9	26
Edmunds, Tr.	5	20	21
Floyd, R.	5	5	5
Hill, T.	5	6	7
Huelskamp, S.	-	-	2
Mihota, V.	5	5	19
Motuapuaka, A.	5	28	34
Reynolds, M.	5	5	20
Settle, T.	5	5	5
Shegog, A.	-	-	7
Stroman, G	5	5	21
Walker, R.	5	5	9

STARTED EVERY GAME IN 2017

- Te. Edmonds, Tr. Edmunds, Floyd, Hill, Mihota, Motuapuaka, Reynolds, Settle, Stroman and Walker.

LONGEST ACTIVE STREAKS

- Motuapuaka - 28
- Edmunds, Tr. - 20

#LPD = TDs

• 1987 - PRESENT

90 Total TDs scored by the defense

- 58 pass interceptions
last Andrew Motuapuaka (18 yds) vs. Furman (9/12/15)
- 30 fumble returns
last Andrew Motuapuaka (70 yds) vs. Virginia (11/26/16)
- 2 fumble recoveries
last Carl Bradley (in End Zone) at Rutgers (8/30/97)
- 11 total safeties by the defense
last vs. East Carolina (9/24/16)

TECH AMONG FBS LEADERS

• 1996 - PRESENT

Rank	Category	No.
1st	Sacks	793.0
1st	Sack Yards	-5,455
1st	Interceptions	364
2nd	INT Pct.	4.4
1st	Third-Down Pct.	31.3
1st	Completion Pct.	50.4
3rd	Pass Defense	188.6 ypg
3rd	INT Return TDs	44
2nd	Passer Rating	106.4
2nd	Takeaways	584
4th	TD/INT Ratio	0.78
3rd	Total Defense	305.2 ypg
6th	Rush Defense	116.6 ypg

- Why 1996? Bud Foster took over full-time duties as defensive coordinator in 1996. Since then, he has developed one of the top defenses in college football.

CAREER/ACTIVE STARTS CHART

	2017	Streak	Career
Bradburn (P, H)	5	5	5
Slye, J. (K)	5	45	45
Taylor, C. (LS)	5	21	21

STARTED EVERY GAME IN 2017

- Bradburn
- Slye
- Taylor

LONGEST ACTIVE STREAKS

- Slye: 45

SPECIAL TEAM SCORES

- 1987 - PRESENT

58 Total TDs scored by special teams

- **22 punt returns**
last Greg Stroman (61 yds) vs. Delaware (9/9/17)
- **20 blocked punts**
last Anthony Shegog (19 yds) at Purdue (9/19/15)
- **9 kickoff returns**
last Demetri Knowles (93 yds) at North Carolina (10/6/12)
- **5 blocked field goals**
last Adonis Alexander (75 yds) at Duke (11/5/16)
- **1 fumble recovery**
last Tee Butler (in End Zone) vs. Syracuse (10/16/99)
- **1 fumble return**
last Andrew Motuapuaka (on KO) vs. Western Michigan (9/27/14)
- **11 total safeties on special teams**
last vs. Liberty (9/3/16)

BLOCK PARTY

- Over the past 30 seasons, Tech special teams have blocked **68** punts, **45** field goal attempts and **28** point-after attempts for a total of 141 in 379 games - approx. 1 every **2.71** games.
- Tech has blocked **1** FGA this year - DT Tim Settle vs. ECU (9/16/17) on 48-yard attempt.
- Tech blocked **3** FGAs in 2016, the most since the team blocked three during the 2004 season.
- The **4** total blocks last fall (includes a punt) marked the most since 2008, when the Hokies had five blocks which included 2 PATs, 2 FGAs and 1 punt.
- In Tech's win vs. ECU (9/24/16), the Hokies blocked both a FGA and a punt, which had last happened vs. Marshall (9/21/13).
- Credited with the block on the 26-yard FGA was DT Tim Settle, while WR Cam Phillips was the player who blocked the punt.
- At Syracuse (10/15/16), Vinny Mihota blocked a 53-yard FGA in the second quarter for the Hokies' second blocked FGA of '16.
- Greg Stroman notched the 30-yard FGA block at Duke (11/5/16) that was returned for a TD by Adonis Alexander.

- **Tremaine** earned multiple accolades this offseason, including Preseason All-ACC and Preseason Second-Team All-America honors by Sports Illustrated, after a breakout 2016 season that saw him finish with 106 tackles, 18.5 TFL and 4.5 sacks.

#LPD GETS THE SHUTOUT VS. DELAWARE

- Four team sacks, 12 TFL and two turnovers helped the Hokies notch the 32nd shutout of the Bud Foster Era vs. Delaware (9/9).
- The Blue Hens made two trips to the red zone and were turned away both times by the Lunch Pail Defense - first trip ended with a missed field goal that clanked off the right upright and an interception from S Terrell Edmunds ended the second threat.
- Foster's defense has registered shutouts in back-to-back seasons for the first time since 2011-12 when the Hokies pitched shutouts at Virginia (38-0, 11/26/11) and vs. Bowling Green (37-0, 9/22/12).

HILL GETS FIRST LPD PICK OF 2017

- DE Trevon Hill picked off the first pass of the season for the Lunch Pail Defense late in the second quarter vs. West Virginia and with the Mountaineers operating in Hokies territory.
- It was the first interception of Hill's career and the first for a Virginia Tech defensive lineman since Corey Marshall at Pitt (10/16/14).
- Justin Fuente is now 10-0 at Tech when the Hokies commit fewer turnovers than their opponent.

LUNCH PAIL



- The famed Virginia Tech Lunch Pail has come to symbolize the blue-collar approach of the Hokies' defense under longtime defensive coordinator Bud Foster.
- In 1995, Foster served as co-defensive coordinator with Rod Sharpless, whose mother-in-law found the original Lunch Pail in Mercerville, New Jersey. The pail once belonged to a coal miner and after a record-setting defensive season, the Lunch Pail became an iconic part of Hokies' lore.
- The Pail travels wherever the Hokies go and its care is only entrusted to a defensive leader.
- Before the start of every season, a signed mission statement from the defense is placed in The Pail. Then every week, unit goals, team goals and keys to success are placed in The Pail, plus the turf from any road victories.
- Since 2007, The Pail has also contained the names of the 32 fallen Hokies taken in the April 16 tragedy.
- Darryl Tapp is the only player who has ever earned lifetime possession of an incarnation of The Pail from Foster.

MOTUAPUAKA AND STROMAN ARE IN RARE COMPANY

- LB Andrew Motuapuaka and CB Greg Stroman have each scored three-plus defensive or special teams TDs in their Tech careers.
- Below is where they rank since 1987.

1. DeAngelo Hall	7 (5 PR/1 FR/ 1 INT)
2. Macho Harris	5 (4 INT/1 KOR)
3. Andrew Motuapuaka	4 (1 INT/3 FR)
André Davis	4 (4 PR)
Greg Stroman	4 (1 FR/3 PR)

SPECIAL TEAMS

JOEY SLYE POISED TO BECOME ALL-TIME LEADING SCORER

- Senior K Joey Slye went 3 for 3 on field goals, 7 for 7 on point after attempts and tallied 10 touchbacks in Virginia Tech's 64-17 win over East Carolina.
- His third field goal of the day gave him 69 for his career, breaking Virginia Tech's all-time mark of 68 that had been held by Shayne Graham since 1999.
- Slye recorded the tackle on his lone kick off of the day that was returned.
- His 25-yard FG with 8:36 left in the second quarter tied the game at 17-17 and his 34-yard FG with 2:07 left in the first half served as the go-ahead score.
- **Slye has now scored in 37 consecutive games dating back to Nov. 1 of his freshman season, threatening Graham's program record of 37 straight scoring games.**

Tech Career FG Leaders			Tech Career Scoring Leaders		
Name	Years	FGs	Name, pos.	Years	Pts
1. Joey Slye	2014-	71	1. Shayne Graham, K	1996-99	371
2. Shayne Graham	1996-99	68	2. Joey Slye, K	2014-	365
3. Brandon Pace	2003-06	58	3. Lee Suggs, RB	1999-02	336

17 FOOTBALL GAME NOTES

SLYE HITS FROM 50

- Senior K Joey Slye, who has solidified a reputation as having one of the most powerful kicking legs in the country, registered a career-long 50-yard field goal vs. Delaware (9/9).
- The last Virginia Tech kicker to boot a 50+ yard FG was Cody Journell, who kicked a 56 yarder at Boston College (11/02/13).
- The last time Slye failed to score in a game was vs. Miami (10/23/14).
- The program record is currently held by K Shayne Graham who scored in 37 straight games from vs. Nebraska (12/31/96) through vs. Florida State (1/4/00).

OSCAR BRADBURN: THE PUNTER FROM DOWN UNDER

- Freshman P Oscar Bradburn placed three punts inside the 20, had two punts of 50+ yards and drew three fair catches playing in his first American rules football game vs. West Virginia.
- He averaged 46.5 yards per punt and registered a long punt of 54 yards.
- A native of Sydney, Bradburn played Australian Rules Football for Sydney Swans Academy and trained at ProKick Australia, a facility in Melbourne that produced two of the three finalists for the 2016 Ray Guy Award.
- Tech's special teams and tight ends coach James Shibest, Bradburn's primary recruiter, is no stranger to working with Australian punters. While serving as special teams coach under Justin Fuente at Memphis, Shibest coached 2013 Ray Guy Award winner and Geelong, Australia native Tom Hornsey.

STROMAN CLIMBING CHARTS FOR PUNT RETURNERS

- Senior PR Greg Stroman's 61-yard punt return for a touchdown vs. Delaware (9/9) helped propel him further up in Virginia Tech's record book for punt returns.
- Stroman now sits behind Frank Loria for sixth all-time in punt return yards and moved into a tie for four in punt return TDs with Eddie Royal.
- In Tech's history, only two men have ever returned more than 100 punts, John Ludlow (136, 1979-82) and Eddie Royal (111, 2004-07), while Royal is the only man to go over 900 yards in punt returns - finishing his career with 1,296 punt return yards.

BRADBURN AVERAGES 40+ YPP IN FIRST THREE GAMES

- Freshman P Oscar Bradburn averaged 40+ yards per punt in his first three games playing American rules football after punting at a 46.0 clip at East Carolina (9/16).
- Bradburn is the first Virginia Tech punter since Brent Bowden in 2007 to average 40+ per punts in his first three games.
- The program record for consecutive games with a 40+ yards per punt average is eight held by Jimmy Kibble (10/25/97-9/12/98), and twice by A.J. Hughes (12/28/12-10/12/13; 11/2/13- 9/13/14)

Career Punt Returns			Career Punt Return Yards			Career Punt Return TDs		
Player	Years	Ret.	Players	Years	Yds.	Players	Years	TDs.
1. John Ludlow	1979-82	136	1. Eddie Royal	2004-07	1,296	1. DeAngelo Hall	2001-03	5
2. Eddie Royal	2004-07	111	2. Andre Davis	1998-01	872	2. Andre Davis	1998-01	4
3. Greg Stroman	2014-	105	3. Greg Stroman	2014-	870	Frank Loria	1965-67	4
						4. Eddie Royal	2004-07	3
						Greg Stroman	2014-	3

BEAMER'S RETIRED NO. 25 MAKES A RETURN TO THE FIELD

- R-Junior Terrell Edmunds will wear Frank Beamer's No. 25 for the second time in his career vs. Clemson (9/30).
- Head coach Justin Fuente and the Hokies paid homage to Frank Beamer and Virginia Tech's legacy of excellence on special teams last season by selecting a special teams player of the week who will wear No. 25.
- With Coach Beamer's blessing, his retired No. 25 was worn by a player who exemplified the role special teams played during Virginia Tech's rise to national prominence.

2017 "25" Game By Game	
Opponent	Honoree
West Virginia	LB Anthony Shegog
Delaware	LS Colton Taylor
ECU	PR Greg Stroman
ODU	DB Deon Newsome
Clemson	S Terrell Edmunds
B. College	
UNC	
Duke	
Miami	
Ga. Tech	
Pitt	
Virginia	

FOOTBALL HISTORY

All-Time Tech Record (1892- ; 124 seasons)

Overall	733*-462-46
Conference	239-168-21
In Blacksburg	377-113-13
Behind Lane Hall (1892)	1-0-0
Sheib Field (1894-1901)	13-1-0
Gibboney Field (1902-08)	19-2-0
Miles Field (1909-25)	60-3-3
Miles Stadium (1926-64)	67-25-4
Lane Stadium (1965-; 53rd season)	217-82-6

On the road	202-217-14
Neutral sites	153-132-19
Televised games	213-103
Overtime games	6-6
When ranked	161-56-1
Opponent ranked	53-89-1
Both teams ranked	35-27
VT ranked higher	23-11
Opponent ranked higher	12-16

* - includes forfeit by Temple during 1986 season

	Tech	Opp.
Total points scored (Ave.)	25,591 (21)	17,816 (14)
Most Points Scored	99 (1919)	77 (1973)
Shutouts By (last)	249 (2017)	144 (1995)
Largest Margin of Victory	99 (1919)	71 (1973)
Smallest Margin of Victory	1 (2014)	1 (2004)

TECH IN OVERTIME (6-6)

Date	Opp.	Tech	Opp	Result	In
9/19/98	at Miami	27	20	W	OT
11/9/02	at Syracuse	42	50	L	3OT
11/15/03	at Temple	24	23	W	OT
1/3/12	vs. Michigan	20	23	L	OT
9/3/12	Ga. Tech	20	17	W	OT
11/17/12	at BC	30	23	W	OT
12/28/12	vs. Rutgers	13	10	W	OT
9/21/13	Marshall	29	21	W	3OT
11/16/13	Maryland	24	27	L	OT
11/22/14	at WF	3	6	L	2OT
10/24/15	Duke	43	45	L	4OT
11/21/15	UNC	27	30	L	OT

POWER 5 LEADERS MOST WINS

1996-Present

1. Ohio State	223
2. Florida State	209
3. Oklahoma	206
4. Virginia Tech	201
Alabama	201

MOST 10-WIN SEASONS

1999-Present

1. Oklahoma	14
2. Virginia Tech	12
3. Ohio State	12
4. TCU	11
5. Alabama	11

TURNOVER SUMMARY

Date	Opponent	Takeaways	Points Off	Giveaways	Points Off	TO Margin	Points Off Margin
9/3	West Virginia	1	0	0	0	+1	0
9/9	Delaware	2	3	1	0	+1 (+2)	+3 (+3)
9/16	East Carolina	3	17	0	0	+3 (+5)	+17 (+20)
9/23	Old Dominion	1	7	1	0	0 (+5)	+7 (+27)
9/30	Clemson	0	0	3	14	-3 (+2)	-14 (+13)
10/7	Boston College	-	-	-	-	-	-
10/21	North Carolina	-	-	-	-	-	-
10/28	Duke	-	-	-	-	-	-
11/4	Miami	-	-	-	-	-	-
11/11	Georgia Tech	-	-	-	-	-	-
11/18	Pitt	-	-	-	-	-	-
12/3	Virginia	-	-	-	-	-	-
	Totals	7	27	5	14	+2	+13

OFF THE FIELD

7 VIRGINIA TECH SENIORS EARN DEGREES IN SPRING 2017

• Seven Hokies have already earned their undergraduate degrees:

No. Player, Pos.	Major
61 Kyle Chung, OL	Sociology
89 James Clark, WR	Finance (Ohio State): Currently enrolled in Education, Curriculum and Instruction Master's program.
31 Brandon Facyson, CB	Biology and Sociology
56 Sean Huelskamp, LB	Finance
67 Parker Osterloh, T	Environmental Sciences: Currently enrolled in Natural Resources Master's program.
24 Anthony Shegog, LB	Sociology
87 Colton Taylor, LS	Human Development

4 HOKIES GET SELECTED IN THE 2017 NFL DRAFT

- The Hokies saw four players picked in the 2017 NFL Draft on May 1 in Philadelphia and five others sign free agent contracts.
- Virginia Tech has had a player selected in the NFL Draft every year since 1994.
- S Chuck Clark carried the flag for the Real #DBU as he became the 24th Tech DB to get selected since 1997. Clark is also Bud Foster's 41st NFL Draft pick.

Year	Name	Position	Round	Pick	Overall	Team
2017	Chuck Clark	DB	6	2	186	Baltimore
2017	Bucky Hodges	TE	6	17	201	Minnesota
2017	Sam Rogers	RB	6	22	206	LA Rams
2017	Isaiah Ford	WR	7	19	237	Miami

THE DRIVE FOR 25

- On Dec. 12, 2016, the Virginia Tech Athletics Department announced the launching of a campaign entitled "Drive for 25," with the department seeking to increase membership in the Virginia Tech Athletic Fund (aka the "Hokie Club") to 25,000 members. That would make the Hokie Club the largest athletics fundraising group in the ACC.
- The impetus behind the Drive for 25 is to raise the financial resources needed to provide Virginia Tech student-athletes with the opportunities to continue their success in the classroom, in competition and in the community.
- The Hokie Club's primary role in providing opportunities for student-athletes comes through the raising of money for scholarships, but tuition, fees and cost of attendance increases continue to climb. The department projects the scholarship bill for 2016-17 to be around \$14.4 million, and the Hokie Club raised \$11.5 million for scholarships last year.
- Legendary head football coach Frank Beamer, who retired at the conclusion of the 2016 season, will be the spokesperson for the campaign. Beamer is a longtime member of the Hokie Club and has contributed extensively to both athletics and academics at the university over three decades.



VIRGINIA TECH CELEBRATES 125 YEARS OF FOOTBALL

- The 2017 football season will mark the 125th year of Virginia Tech Football, with the first game being played on October 21, 1892.
- Virginia Tech has produced new in-game features showcasing fans and former student-athletes' favorite games and memories. Virginia Tech will also be recognizing a group of former student-athletes at each home game.



17 FOOTBALL GAME NOTES



LAST MEETING

BOSTON COLLEGE 0

VIRGINIA TECH 49

LANE STADIUM • BLACKSBURG, VA. • SEPTEMBER 17, 2016 • ATTENDANCE: 60,054

BLACKSBURG, Va. – Virginia Tech quarterback Jerod Evans tied a school record with five touchdowns passes and the Hokies' defense recorded the team's first shutout since 2012, as the Hokies blanked Boston College 49-0 on Saturday at Lane Stadium in Tech's ACC opener.

Tech moved to 2-1 overall on the season and 1-0 in the ACC. The win marked the second consecutive for the Hokies over BC (1-2, 0-2 ACC) and the seventh in the past nine meetings.

The shutout marked the first by Tech since it beat Bowling Green 37-0 in 2012. It marked the Hokies' first shutout of an ACC foe since 2011 when they won 38-0 at Virginia. The shutout marked Tech's first ACC shutout at home since it won 17-0 over UVA in 2006.

Virginia Tech's defense put forth a dominating effort, holding the Eagles to 124 yards. The Hokies forced a three-and-out on 10 BC possessions.

Evans' five scoring tosses tied the mark held by former quarterback Bryan Randall, who threw five touchdown passes in Tech's 50-42 triple overtime loss at Syracuse in 2002.

Offensively, the Hokies amassed 476 yards, including 223 on the ground. Marshawn Williams, playing in his first game since tearing his ACL in 2014, led the way with 81 yards.

Evans threw a 15-yard scoring pass to Travon McMillian on the Hokies' second possession to open the scoring and then added touchdown passes of 8 and 30 yards to Isaiah Ford. The latter came with 1:42 left in the first half and gave the Hokies a 21-0 lead, which they took into the locker room.

In the second half, Evans threw touchdown passes to Chris Cunningham (7 yards) and Sam Rogers (4 yards). For the game, Evans completed 16 of 23 for 253 yards and one interception.

SCORING

BOSTON COLLEGE	0	0	0	0	-	0
VIRGINIA TECH	14	7	21	7	-	49

- VT (09:17 - 1st) - Travon McMillian 15 yd Pass From Jerod Evans (Joey Slye Kick)
- VT (01:15 - 2nd) - Isaiah Ford 8 yd Pass From Jerod Evans (Joey Slye Kick)
- VT (01:42 - 2nd) - Isaiah Ford 30 yd Pass From Jerod Evans (Joey Slye Kick)
- VT (11:42 - 3rd) - Chris Cunningham 7 yd Pass From Jerod Evans (Joey Slye Kick)
- VT (07:15 - 3rd) - Sam Rogers 4 yd Pass From Jerod Evans (Joey Slye Kick)
- VT (02:25 - 3rd) - Travon McMillian 7 yd Rush (Joey Slye Kick)
- VT (10:33 - 4th) - Brenden Motley 26 yd Rush (Joey Slye Kick)

TEAM STATS

	BC	VT
First downs	6	25
Rushing yds.	28-44	50-223
Passing yds.	80	253
Return yds.	46	21
Passes	9-29-1	16-27-1
Punts-avg.	13-41.3	6-36.7
Fumbles-lost	1-1	0-0
Penalties-yds.	12-93	7-55
Time of poss.	24:45	35:15

INDIVIDUAL STATS

Rushing — Virginia Tech, Williams 15-81, Evans 9-48, Motley 2-37, McMillian 12-36, Rogers 3-15, Reid 3-11, Click 2-1, McKenzie 2- -3, TEAM 2- -3. BC, Jones 5-17, Towles 5-17, Rouse 2-8, Wade 2-4, Hilliman 10-2, Walker 1-0, Willis 3- -4.

Passing — Virginia Tech, Evans 16-23-253-5, Click 0-1-0-0, Motley 0-3-0-0. BC, Towles 9-28-20-0, Wade 0-1-0-0.

Receiving — Virginia Tech, Ford 4-91, Hodges 4-48, Rogers 1-4, Carroll 2-39, Phillips 2-53, McMillian 2-11, Cunningham 1-7. BC, Sweeney 2-30, Smith 2-14, Garrison 2-14, Walker 1-13, Callinan 1-5, Davon Jones 1-4.

Teams Under Fuente	2017	Tech	Career
Home	2-1	7-2	22-12
Road	1-0	5-1	15-14
Neutral	1-0	1-2	3-2
Grass	4-1	12-2	17-2
Artificial Turf	0-0	1-3	23-22
Won Coin Toss	3-0	5-3	18-15
Lost Coin Toss	1-1	8-2	22-13

Fuente Teams' Record When ...

Leading after the 1st quarter	3-0	9-1	25-10
Trailing after the 1st quarter	1-1	3-4	12-17
Tied after the 1st quarter	0-0	2-0	3-1
Leading at halftime	4-0	12-0	32-4
Trailing at halftime	0-1	2-5	7-22
Tied at halftime	0-0	0-0	1-2
Leading after 3rd quarter	4-0	12-0	36-2
Trailing after 3rd quarter	0-1	2-5	3-24
Tied after 3rd quarter	0-0	0-0	1-2
Leading with less than 2:00 to play	4-0	14-0	37-2
Trailing with less than 2:00 to play	0-1	0-5	1-25
Tied with less than 2:00 to play	0-0	0-0	2-1
Scores first	3-0	11-1	24-11
Opponent scores first	1-1	3-4	14-17
Scores 20+ points	4-0	14-3	38-14
Opponent scores 20+ points	1-1	5-5	13-26
Holds opponent to 20 points or less	3-0	9-0	27-2
Game is decided by 3 points or less	0-0	3-0	5-3
Game is decided by 10 points or less	1-0	1-2	7-12

Fuente Teams' Record When ...

Less than 150 yards rushing	1-1	1-3	6-21
150+ yards rushing	3-0	13-2	34-8
200+ yards passing	3-1	10-5	27-15
300+ yards passing	2-0	3-2	14-7
300+ yards total offense	3-1	12-5	36-18
400+ yards total offense	2-0	10-2	27-7
500+ yards total offense	2-0	5-0	15-1
70+ total plays	2-1	11-5	28-18
80+ total plays	2-0	6-1	18-5

Fuente Teams' Record When ...

Allowing less than 150 yards rushing	3-1	10-1	31-13
150+ yards rushing	1-0	3-4	8-15
200+ yards passing	2-0	6-2	15-19
300+ yards passing	1-0	3-1	10-10
300+ yards total offense	1-1	6-5	19-25
400+ yards total offense	1-0	4-2	10-13
500+ yards total offense	1-0	2-1	6-6
70+ total plays	1-0	4-3	16-19
80+ total plays	1-0	2-1	10-6

Fuente Teams' Record When ...

Committing fewer turnovers	3-0	10-0	25-7
Committing more turnovers	0-1	1-5	5-18
Turnovers are the same	1-0	3-0	10-3
Having fewer penalty yards	3-0	11-1	23-7
Having more penalty yards	1-1	3-3	17-20
Penalty yards are even	0-0	0-1	0-1
Leading time of possession	3-0	12-1	27-10
Trailing time of possession	1-1	2-4	13-18

Fuente Teams' High & Low Water Marks ...

Largest halftime lead	17	38	56
Largest halftime deficit	14	24	28
Highest number of plays	95	95	97
Lowest number of plays	57	68	48
Opponent highest number of plays	89	100	100
Opponent lowest number of plays	50	50	50
Warmest Game Temperature	85°	85°	94°
Coldest Game Temperature	61°	37°	37°

Fuente Teams' For ...

Day Games	3-0	10-2	22-13
Night Games (5 p.m. kickoff or later)	1-1	4-3	18-15
Games with temperature 49 or below	0-0	2-0	5-3
Games with temperatures in 50s	0-0	2-1	6-6
Games with temperatures in 60s	1-1	3-2	10-6
Games with temperatures in 70s	1-0	5-1	11-6
Games with temperatures in 80s	2-0	2-1	7-4
Games with temperatures in 90s	0-0	0-0	1-3

2017 HONORS

QB Josh Jackson

- Pro Football Focus National Team of the Week, QB (9/19)
- ACC Rookie of the Week (9/18)
- Athlon Sports Offensive Freshman of the Week (9/17)
- ACC Rookie of the Week (9/5)
- CBS Sports Freshman of the Week (9/5)

WR Cam Phillips

- HERO Sports CFB HERO of the Week (9/22)
- Pro Football Focus National Team of the Week, WR (9/19)
- ACC Receiver of the Week (9/18)
- ACC Receiver of the Week (9/5)
- Biletnikoff Award Watch List
- All-ACC Preseason Football Team

LB Andrew Motuapuaka

- ACC Linebacker of the Week (9/5)

Virginia Tech

- Athlon Sports Team of the Week (9/5)

HC Justin Fuente

- Bobby Dodd Trophy Watch List

LB Tremaine Edmunds

- Athlon Sports Preseason All-America 3rd Team

- Bednarik Award Watch List
- Nagurski Trophy Watch List
- Butkus Award Watch List
- All-ACC Preseason Football Team
- Sports Illustrated Preseason Second Team All-American

DT Tim Settle

- Piesman Trophy Watch List

K Joey Slye

- Wuerffel Trophy Watch List
- All-State Good Works Team
- Groza Award Watch List

CB Greg Stroman

- Athlon Sports Preseason All-America 2nd Team
- Jim Thorpe Award Watch List
- Hornung Award Watch List

OL Wyatt Teller

- All-ACC Preseason Football Team

HOKIES ON CURRENT NFL ROSTERS - 14

T	Duane Brown (DNR)	Houston
S	Kam Chancellor	Seattle
S	Chuck Clark	Baltimore
RB	Trey Edmunds	New Orleans
WR	Isaiah Ford (IR)	Miami
WR	Corey Fuller (IR)	New Orleans
CB	Kyle Fuller	Chicago
CB	Kendall Fuller	Washington
S	DeAngelo Hall (PUP)	Washington
TE	Bucky Hodges (PS)	Carolina
LB	Dadi Nicolas (PUP)	Kansas City
FB	Sam Rogers (PS)	LA Rams
QB	Tyrod Taylor	Buffalo
TE	Logan Thomas	Buffalo

*As of Sept. 5 2017
 IR - Injured Reserve
 PS - Practice Squad
 PUP - Reserve/Physically unable to perform
 DNR - Did Not Report

TWO-TIME NFL COACH OF THE YEAR

Bruce Arians took a long and winding path before finally becoming an NFL head coach. This former Tech quarterback has a penchant for getting the best out of passers at the pro level with his notable pupils including Super Bowl champions Peyton Manning and Ben Roethlisberger, as well as the likes of Carson Palmer and Andrew Luck.

BRUCE ARIANS

Quarterback – Virginia Tech (1972-74)

Head Coach – Arizona Cardinals (2013-present)

- Associated Press NFL Coach of the Year – Indianapolis Colts (2012)
- Associated Press NFL Coach of the Year – Arizona Cardinals (2014)




Bruce Arians (pictured above), a former Virginia Tech quarterback and currently the head coach of the Arizona Cardinals, proudly sporting his Hokies' swag.

OTHER HOKIES IN NFL ROLES

Malcolm Blaken	Washington	Director of Player Development
Eugene Chung	Philadelphia	Assistant O-Line/Tight Ends/Run Game
Keith Gray	Philadelphia	Assistant Strength & Conditioning
Torrian Gray	Washington	Defensive Backs
Chad Grimm	Washington	Outside Linebackers
Jeff King	Chicago	Pro Scout
Anthony Midget	Houston	Assistant Secondary
Chris Peduzzi	Philadelphia	Head Athletic Trainer
Nick Rapone	Arizona	Defensive Backs
Johnny Shelton	Baltimore	Team Chaplain
Nick Sorensen	Seattle	Secondary

LANE STADIUM

A TRUE HOMEFIELD ADVANTAGE



NO. 1

Best Homefield Advantage in College Football (Rivals.com)

Lane Stadium doesn't blow people away by the brute strength of a massive stadium, but with knowledgeable fans that always reach a frenzied pitch at the right time, the Hokies make the most of their numbers.

Every good stadium has at least one end designed for deafening noise levels, and the enclosed South End Zone at Lane Stadium fits the bill perfectly. Holding more than 11,000 screaming Virginia Tech fans, the section amplifies noise and renders audibles useless. That's not to mention the isolation factor. With the nearest major airport nearly 45 minutes away, opponents' fans are never out in force at Lane Stadium.

NO. 2

Best College Football Town in America (USA Today Survey)

NO. 2

Scariest Venue for Opposing Teams (ESPN the Magazine)

The two loudest places I've ever seen a game are Lane Stadium and the Orange Bowl, but the Hokies' home crowd is a lot more consistent. The whole place rocks when they crank up "Enter Sandman." I remember watching a decent BC team go there on a Thursday night and completely melt down.

NO. 2

Best Entrances in College Football (Sports Illustrated)

This entrance is one of the purest slices of Americana you will ever experience.

NO. 6

College Football Stadium & Tailgate Fans Should Visit Before They Die (Bleacher Report)

NO. 7

Loudest College Football Stadium (Bleacher Report)

LANE STADIUM - HOME OF THE HOKIES

Rising high into the mountainous sky of the New River Valley, Virginia Tech's Lane Stadium enters its 53rd year of football competition in 2017. The Tech football team has enjoyed over two decades of success, going to 24 straight bowl games and winning 10 or more games eight straight seasons from 2004-11. A big part of that success is the home-field advantage the Hokies enjoy at Lane Stadium/Worsham Field.

Sitting at roughly 2,057 feet above sea level, the stadium is the second-highest among all FBS schools in the eastern United States, trailing only Appalachian State (3,300). Completed in 1965, Lane Stadium/Worsham Field has gone through numerous changes, renovations and additions. But through it all, it has always been regarded as one of the finest places to watch – and toughest places for opponents to play – a college football game.

THE HOKIE STONE

Before each home football game, Virginia Tech football players and coaching staff enter Lane Stadium through a tunnel. On the stadium-side entrance to Worsham Field, they pass beneath a Hokie Stone, which they touch for good luck and is flanked by these words: "For those who have passed. For those to come ... Reach for Excellence."

ENTER SANDMAN

The history behind Virginia Tech's use of Metallica's "Enter Sandman" started during the 2000 season. That summer, Tech added a new scoreboard to Lane Stadium and the athletics marketing team decided to use the song for an entrance video. The group considered "Welcome to the Jungle" by Guns N' Roses and "Sirius" by the Alan Parsons Project before settling on "Enter Sandman." As the song played on one chilly evening prior to team's entrance, members of the Marching Virginians began to jump up and down in rhythm in an effort to stay warm. The Lane Stadium crowd followed suit and the jumping hasn't stopped since.

MILESTONE GAMES

	DATE	OPPONENT	RESULT
Inaugural Game & Win	10/2/65	William & Mary	W 9-7
First Televised Game	10/29/66	Florida State	W 23-21
First Night Game	11/25/82	Virginia	W 21-14
First Win Under Beamer	10/3/87	Navy	W 31-11
First ESPN Game	11/24/90	Virginia	W 38-13
Worsham Field Dedicated	9/5/92	James Madison	W 49-10
First BIG EAST Game	9/26/92	West Virginia	L 16-7
First BIG EAST Win	10/16/93	Temple	W 55-7
100th Win	9/22/94	West Virginia	W 34-6
First Thursday Night Game	9/22/94	West Virginia	W 34-6
Program's 1,000th Game	9/4/99	James Madison	W 47-0
First College Gameday Appearance	10/16/99	Syracuse	W 62-0
First ACC Game & Win	9/18/04	Duke	W 41-17
200th Win	10/13/12	Duke	W 41-20
Beamer's Final Home Win	10/9/15	N.C. State	W 28-13
Beamer's Final Home Game	11/21/15	North Carolina	L 30-27 OT
300th Game	11/20/16	Miami	W, 37-16
First Win Under Fuente	9/3/17	Liberty	W, 36-13

LANE STADIUM

FAST FACTS

Capacity.....	65,632
Seasons.....	53rd in 2017
Inaugural Season.....	1965
Construction Began.....	April 1964
New Press Box/West Side Completed.....	2006
South End Zone Expansion Completed.....	2002
Longest Tech Win Streak.....	16 games (9/4/99 – 10/13/01)
Elevation Above Sea Level.....	2,057 feet

VIRGINIA TECH INDOOR PRACTICE FACILITY



2 737 jets can fit inside the building (nose to tail)



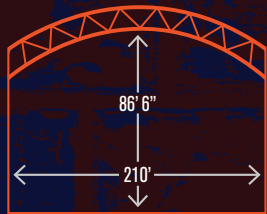
26,500 Square feet of glass and translucent panels, which is just over half an acre



11,213 Square feet of Hokie Stone on the facade

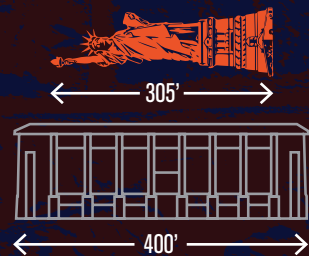
1,200 Tons of specially engineered steel were utilized

Over 86 feet from the field to the bottom of the truss — a must for the kicking game!



86 feet 6 inches

The Statue of Liberty could easily fit inside the facility



7,905,108

Cubic feet of space, enough room to fill

89 OLYMPIC POOLS

60,000

Square feet of precast concrete panels with the majority of weighing over

18 TONS

8

UT PROSIM

Porticoes feature the same values as the eight pylons of Virginia Tech's War Memorial: Brotherhood, Honor, Leadership, Sacrifice, Service, Loyalty, Duty and Ut Prosim

2017 VIRGINIA TECH FOOTBALL ROSTERS

#	NAME	POS	#	NAME	VL	POS	HT	WT	YR	HOMETOWN	HS/LAST SCHOOL
2	Hendon Hooker	QB	36	Adonis Alexander	2	CB	6' 3"	197	Jr.	Charlotte, N.C.	Independence
2	Tyree Rodgers	DB	23	Rayshard Ashby	-	LB	5' 10"	227	Fr.	Chesterfield, Va.	L.C. Bird High School
3	Greg Stroman	CB	63	Daniel Bailey	-	OL	6' 3"	300	r-So.	Abingdon, Va.	Abingdon
4	Tim Settle	DT	40	Emmanuel Belmar	0	DE	6' 2"	240	r-Fr.	Suwanee, Ga.	Collins Hill
5	Cam Phillips	WR	42	Cole Blaker	-	TE	6' 3"	230	Fr.	Narrows, Va.	Narrows
5	Ryan Willis	QB	91	Oscar Bradburn	-	P	6' 1"	202	Fr.	Sydney, Australia	Sydney Secondary College
6	AJ Bush	QB	53	Aiden Brown	-	OL	6' 2"	273	Fr.	Silver Spring, Md.	Bullis School
6	Mook Reynolds	DB	43	Xavier Burke	-	DL	6' 3"	282	r-So.	Lawrenceville, Va.	Brunswick
7	Devon Hunter	DB	6	AJ Bush	-	QB	6' 4"	225	r-Jr.	Atlanta, Ga.	Norcross/Iowa Western CC
8	Phil Patterson	WR	52	Austin Cannon	-	OL	6' 2"	314	r-Fr.	Mechanicsville, Va.	Atlee/Fork Union
8	Ricky Walker	DT	86	C.J. Carroll	1	WR	5' 8"	173	r-Jr.	Olney, Md.	Our Lady of Good Counsel
9	Drake Deluliis	TE	65	Matt Christ	-	OL	6' 3"	273	r-So.	Sterling, Va.	Dominion
9	Khalil Ladler	DB	61	Kyle Chung	-	OL	6' 3"	302	Sr.	Ponte Vedra Beach, Fla.	Ponte Vedra
11	Jack Click	QB	89	James Clark	-	WR	5' 10'	185	r-Sr.	New Smyrna Beach, Fla.	Ohio State
11	Houshun Gaines	DE	11	Jack Click	-	QB	6' 3"	215	r-So.	Glen Allen, Va.	Deep Run/Fork Union
12	Henri Murphy	WR	87	Tre Coghill III	-	WR	5' 11"	161	Fr.	Fredericksburg, Va.	Mountain View
13	Caleb Farley	WR	85	Chris Cunningham	1	TE	6' 2"	241	r-So.	Jacksonville, Fla.	Atlantic Coast
13	Jalen Holston	RB	39	Sean Daniel	-	WR	5' 9"	180	r-So.	Chesapeake, Va.	Oscar Smith
15	Sean Savoy	WR	17	Divine Deablo	1	DB	6' 3"	210	So.	Winston-Salem, N.C.	Mount Tabor
16	Coleman Fox	RB	35	Zion Debose	-	DE	6' 1"	244	Fr.	Salisbury, N.C.	North Rowan
17	Divine Deablo	DB	9	Drake Deluliis	-	TE	6' 5"	235	Fr.	Charlotte, N.C.	Providence
17	Josh Jackson	QB	81	Samuel Denmark	-	WR	6' 0"	187	r-Fr.	Huger, S.C.	Hanahan
18	Raymon Minor	DE	60	Silas Dzansi	-	OL	6' 5"	305	Fr.	Woodbridge, Va.	C.D. Hylton
18	Chase Mummau	QB	22	Terrell Edmunds	2	S	6' 2"	220	r-Jr.	Danville, Va.	Dan River
19	Hezekiah Grimsley	WR	49	Tremaine Edmunds	2	LB	6' 5"	250	Jr.	Danville, Va.	Dan River
20	Deon Newsome	S	31	Brandon Facyson	3	CB	6' 2"	197	Sr.	Newnan, Ga.	Northgate
21	Reggie Floyd	S	13	Caleb Farley	-	WR	6' 2"	192	Fr.	Hickory, N.C.	Maiden
22	Terrell Edmunds	S	21	Reggie Floyd	1	S	6' 0"	218	So.	Manassas, Va.	Stonewall Jackson
23	Rayshard Ashby	LB	16	Coleman Fox	-	RB	5' 11"	200	r-So.	Salem, Va.	Salem
24	Anthony Shegog	LB	47	Darius Fullwood	-	DT	6' 3"	282	r-So.	College Park, Md.	Our Lady of Good Counsel
26	Jovonn Quillen	DB	11	Houshun Gaines	1	DE	6' 3"	245	r-So.	Rocky Mount, N.C.	Nash Central
27	Justin Hairston	WR	64	Eric Gallo	3	C	6' 2"	300	Sr.	Richboro, Pa.	Council Rock South
27	Shawn Payne	CB	45	TyJuan Garbutt	-	DE	6' 1"	221	Fr.	Fredericksburg, Va.	Riverbend
28	Bryce Watts	DB	59	J'Bril Glaze	-	DL	6' 1"	270	Fr.	Tampa, Fla.	Jefferson
29	Dalton Keene	TE	41	Jaylen Griffin	-	LB	6' 1"	238	Fr.	Rome, Ga.	Rome
29	Ishmiel Seisay	DB	48	Daniel Griffith	-	LB	6' 0"	230	r-Fr.	Suffolk, Va.	Nansemond-Suffolk Academy
30	Jordan Jefferson	WR	19	Hezekiah Grimsley	-	WR	6' 0"	172	Fr.	Williamsburg, Va.	Lafayette
31	Brandon Facyson	CB	27	Justin Hairston	-	WR	6' 0"	176	Fr.	Manassas, Va.	Osborn Park
32	Steven Peoples	RB	90	Casey Harman	-	TE	6' 3"	242	r-So.	Swords Creek, Va.	Honaker
33	Deshawn McCleese	RB	89	Damon Hazelton	-	WR	6' 2"	215	r-Fr.	Baltimore, Md.	Ball State
34	Travon McMillian	RB	55	Jarrod Hewitt	-	DT	6' 1"	285	r-Fr.	Venice, Fla.	Venice
35	Zion Debose	DE	94	Trevon Hill	1	DE	6' 3"	245	r-So.	Virginia Beach, Va.	Salem
36	Adonis Alexander	CB	13	Jalen Holston	-	RB	5' 11"	219	Fr.	Stockbridge, Ga.	Stockbridge
37	Devante Smith	DB	2	Hendon Hooker	-	QB	6' 4"	216	Fr.	Greensboro, N.C.	Dudley
38	Rico Kearney	LB	76	Jarrett Hopple	-	OL	6' 7"	305	r-Fr.	Suffolk, Va.	Nansemond River
39	Sean Daniel	WR	75	Zachariah Hoyt	-	OL	6' 4"	298	r-Fr.	Salem, Va.	Salem
39	Tyrone Thornton	DB	56	Sean Huelskamp	3	LB	6' 1"	225	r-Sr.	Centreville, Va.	Chantilly
40	Emmanuel Belmar	DE	7	Devon Hunter	-	DB	6' 0"	216	Fr.	Chesapeake, Va.	Indian River
40	Trey Skeens	RB	17	Josh Jackson	-	QB	6' 1"	215	r-Fr.	Ann Arbor, Mich.	Saline
41	Jaylen Griffin	LB	71	T.J. Jackson	-	T	6' 6"	320	r-Fr.	Cumberland, Va.	Cumberland County
41	John Jennings	DB	30	Jordan Jefferson	-	WR	5' 8"	180	r-Fr.	Goochland, Va.	Goochland
42	Cole Blaker	TE	41	John Jennings	-	DB	5' 11"	172	Jr.	Clifton, Va.	Centreville
43	Xavier Burke	DL	93	Brian Johnson	-	K	6' 1"	180	r-Fr.	Washington, D.C.	Gonzaga
44	Dylan Rivers	LB	38	Rico Kearney	-	LB	6' 0"	230	Fr.	Jacksonville, Fla.	Mandarin
44	Terius Wheatley	RB	50	Patrick Kearns	-	OL	6' 5"	290	r-Fr.	Adairsville, Ga.	Darlington School
45	TyJuan Garbutt	DE	29	Dalton Keene	-	TE	6' 4"	240	Fr.	Littleton, Colo.	Chatfield
46	Joey Slye	K	68	Connor Kish	-	OL	6' 2"	295	r-So.	Oceanside, Calif.	El Camino
47	Darius Fullwood	DT	70	Kevin Kish	-	OL	6' 2"	292	r-So.	Oceanside, Calif.	El Camino
48	Daniel Griffith	LB	61	Joe Koshuta	-	DL	6' 1"	253	r-So.	Vienna, Va.	Madison
49	Tremaine Edmunds	LB	83	Eric Kumah	1	WR	6' 2"	220	So.	Woodbridge, Va.	Forest Park
50	Patrick Kearns	OL	9	Khalil Ladler	-	DB	5' 11"	180	r-Fr.	Stone Mountain, Ga.	IMG Academy
52	Austin Cannon	OL	33	Deshawn McCleese	-	RB	5' 9"	190	r-So.	Chesapeake, Va.	Oscar Smith
53	Aiden Brown	OL	34	Travon McMillian	2	RB	6' 0"	210	r-Jr.	Woodbridge, Va.	C.D. Hylton
53	Trent Young	LB	99	Vinny Mihota	2	DE	6' 5"	270	r-Jr.	Fredericksburg, Va.	Massaponax
54	Andrew Motuapuaka	LB	18	Raymon Minor	-	DE	6' 2"	245	r-Jr.	Ashland, Va.	Benedictine

		#	NAME	VL	POS	HT	WT	YR	HOMETOWN	HS/LAST SCHOOL	
54	Lecitus Smith	TE									
55	Jarrod Hewitt	DT	77	Demetri Moore	-	OL	6' 6"	302	r-Jr.	Fairborn, Ohio	Huffman
56	Sean Huelskamp	LB	54	Andrew Motuapuaka	3	LB	6' 0"	236	r-Sr.	Virginia Beach, Va.	Salem
57	Wyatt Teller	G	18	Chase Mummau	-	QB	6' 2"	192	r.-Fr.	Mechanicsville, Va.	Lee-Davis
58	Nathan Proctor	DE	12	Henri Murphy	-	WR	5' 10"	190	Jr.	Pine Bluff, Ark.	Dollarway/East Central CC
58	Zack Treser	LB	20	Deon Newsome	2	S	5' 11"	200	r-Sr.	Hampton, Va.	Hampton
59	J'Bril Glaze	DL	69	Yosuah Nijman	2	T	6' 7"	320	Jr.	Maplewood, N.J.	Columbia/Fork Union
60	Silas Dzansi	OL	67	Parker Osterloh	2	T	6' 8"	325	r-Sr.	Williamsburg, Va.	Warhill
61	Kyle Chung	OL	8	Phil Patterson	-	WR	6' 2"	193	r-Fr.	Virginia Beach, Va.	Bayside
61	Joe Koshuta	DL	27	Shawn Payne	-	CB	6' 3"	189	r-Jr.	Chesterfield, Va.	L.C. Bird
62	D'Andre Plantin	OL	32	Steven Peoples	2	RB	5' 9"	220	Jr.	Galax, Va.	Galax
63	Daniel Bailey	OL	80	Colt Pettit	1	TE	6' 3"	265	r-So.	Deshler, Ohio	Patrick Henry
64	Eric Gallo	C	74	Braxton Pfaff	1	OL	6' 5"	308	r-Jr.	Lynchburg, Va.	Liberty Christian Academy
65	Matt Christ	OL	5	Cam Phillips	3	WR	6' 0"	202	Sr.	Laurel, Md.	DeMatha
67	Parker Osterloh	T	88	Kalil Pimpleton	-	WR	5' 8"	170	Fr.	Muskegon, Mich.	Muskegon
68	Connor Kish	OL	62	D'Andre Plantin	-	OL	6' 5"	301	r-So.	Norcross, Ga.	Norcross
69	Yosuah Nijman	T	98	Robert Porcher IV	-	DE	6' 1"	262	Fr.	Orlando, Fla.	Dr. Phillips
70	Kevin Kish	OL	58	Nathan Proctor	-	DE	6' 2"	224	Fr.	Indian Head, Md.	Lackey
71	T.J. Jackson	T	26	Jovonn Quillen	1	DB	6' 0"	187	So.	Hampton, Va.	Hampton
74	Braxton Pfaff	OL	97	Austin Reeves	-	LS	6' 0"	207	Fr.	Huntersville, N.C.	Davidson Day School
75	Zachariah Hoyt	OL	6	Mook Reynolds	2	DB	6' 0"	191	Jr.	Greensboro, N.C.	Northern Guilford
76	Jarrett Hopple	OL	44	Dylan Rivers	-	LB	6' 1"	233	Fr.	Sherando, Va.	Sherando
77	Demetri Moore	OL	2	Tyree Rodgers	-	DB	6' 1"	185	r-Fr.	Camden, N.J.	Camden Catholic
79	Tyrell Smith	OL	15	Sean Savoy	-	WR	5' 9"	188	Fr.	Washington, D.C.	Woodrow Wilson
80	Colt Pettit	TE	29	Ishmiel Seisay	-	DB	5' 9"	195	r-So.	Springfield, Va.	St. Stephen's & St. Agnes
81	Samuel Denmark	WR	4	Tim Settle	1	DT	6' 3"	335	r-So.	Manassas, Va.	Stonewall Jackson
83	Eric Kumah	WR	24	Anthony Shegog	3	LB	6' 2"	230	r-Sr.	Stafford, Va.	North Stafford
85	Chris Cunningham	TE	40	Trey Skeens	-	RB	5' 11"	215	r-So.	Wytheville, Va.	George Wythe
86	C.J. Carroll	WR	46	Joey Slye	3	K	5' 11"	213	Sr.	Stafford, Va.	North Stafford
87	Tre Coghill III	WR	37	Devante Smith	-	DB	6' 1"	202	Fr.	Manassas, Va.	Stonewall Jackson
87	Colton Taylor	LS	54	Lecitus Smith	-	TE	6' 3"	276	Fr.	Fitzgerald, Ga.	Fitzgerald
88	Kalil Pimpleton	WR	79	Tyrell Smith	1	OL	6' 3"	301	r-So.	N. Brunswick, N.J.	Don Bosco Prep/Cushing
89	James Clark	WR	92	Jordan Stout	-	P	6' 2"	182	Fr.	Honaker, Va.	Honaker
89	Damon Hazelton	WR	3	Greg Stroman	3	CB	6' 0"	181	Sr.	Bristow, Va.	Stonewall Jackson
90	Casey Harman	TE	87	Colton Taylor	1	LS	6' 1"	223	r-Sr.	Salem, Va.	Salem
91	Oscar Bradburn	P	96	Jimmie Taylor	-	DT	6' 2"	256	r-Fr.	Jacksonville, N.C.	Southwest-Onslow
92	Jordan Stout	P	57	Wyatt Teller	3	G	6' 5"	315	r-Sr.	Bealeton, Va.	Liberty
93	Brian Johnson	K	39	Tyrone Thornton	-	DB	5' 9"	197	r-So.	Boston, Mass.	Newton South
94	Trevon Hill	DE	58	Zack Treser	-	LB	6' 5"	222	r-So.	Blacksburg, Va.	Blacksburg
96	Jimmie Taylor	DT	8	Ricky Walker	2	DT	6' 2"	300	r-Jr.	Hampton, Va.	Bethel
97	Austin Reeves	LS	28	Bryce Watts	-	DB	6' 0"	167	Fr.	Toms River, N.J.	Toms River North
98	Robert Porcher IV	DE	44	Terius Wheatley	-	RB	6' 0"	192	Fr.	Ann Arbor, Mich.	Pioneer
99	Vinny Mihota	DE	5	Ryan Willis	-	QB	6' 4"	220	Jr.	Overland Park, Kan.	Bishop Miege/Kansas
			53	Trent Young	1	LB	5' 10"	215	r-Jr.	Richmond, Va.	Douglas Freeman

COACHING STAFF

SIDELINE

Justin Fuente	Head Coach
Bud Foster	Assoc. Head Coach/Defensive Coordinator/Linebackers
Galen Scott	Assistant Head Coach/Safeties
Vance Vice	Offensive Line
James Shibest	Special Teams Coordinator/Tight Ends
Holmon Wiggins	Wide Receivers
Charley Wiles	Defensive Line

PRESS BOX

Zohn Burden	Running Backs
Brad Cornelsen	Offensive Coordinator/Quarterbacks
Brian Mitchell	Cornerbacks

PRONUNCIATION GUIDE

ZOHN Burden (Coach)	ZONN	Vinny MIHOTA	muh-HOE-ta
Matt CHRIST	CRIST	RAYMON Minor	RAY-mahn
Brad CORNELSEN (Coach)	CORNELL-son	Andrew MOTUAPUAKA	mo-TOO-uh-poo-WAH-kuh
ZION DEBOSE	ZEYE-in de-BOHZ	Chase MUMMAU	MOO-ma
Drake DEIULIIS	DUEL-ee-is (like Julius)	YOSUAH NIJMAN	YOSH-u-ah NYJ-man
Silas DZANSI	JAN-zee	Parker OSTERLOH	OH-ster-low
Terrell Edmunds	tuh-RELL	Colt PETTIT	PET-it
Brandon FACYSON	FAY-sin (rhymes with Jason)	Braxton PFAFF	FAFF
HOUSHUN Gaines	HOW-shun	KALIL Pimpleton	kuh-LEEL
J'BRIL Glaze	juh-BRILL	JOVONN Quillen	joe-VAHN
HEZEKIAH Grimsley	hez-eh-KEYE-uh	Sean SAVOY	suh-VOY
JARROD Hewitt	Jared	Ish SEISAY	SEE-say
Sean HUELSKAMP	HULES-camp	Anthony SHEGOG	shih-GOG
DEVON Hunter	DEVIN	James SHIBEST (Coach)	SHE-best
Joe KOSHUTA	co-SHOOT-uh	LECITUS Smith	luh-SEE-tis
Eric KUMAH	COO-muh	Zach TRESER	TRESS-er
KHALIL Ladler	kuh-LEAL	TERIUS Wheatley	TARE-ee-is
Travon McMILLIAN	mick-MILL-en		

17 FOOTBALL GAME NOTES

Unofficial Depth Chart (as of 10/2/17)

FS

22 Te. Edmunds
6-2 • 220 • r-Jr.
9 Ladler
5-11 • 180 • R-Fr.

ROVER

21 Floyd
6-0 • 218 • So.
7 Hunter
6-0 • 216 • Fr.

DEFENSE

RCB

31 Facyson
6-2 • 197 • r-Sr.
36 Alexander
6-3 • 197 • Jr.

LCB

3 Stroman
6-0 • 181 • Sr.
28 Watts
6-0 • 167 • Fr.

WHIP

6 Reynolds
6-0 • 191 • Jr.
20 Newsome
5-11 • 200 • r-Sr.

MLB

54 Motuapuaka
6-0 • 233 • r-Sr.
56 Huelskamp
6-1 • 225 • r-Sr.

LOLB

49 Tr. Edmunds
6-5 • 250 • Jr.
24 Shegog
6-2 • 230 • r-Sr.

RDE

94 Hill
6-3 • 245 • r-So
40 Belmar
6-2 • 240 • r-Fr.

NT

4 Settle
6-3 • 335 • r-So.
96 Taylor
6-2 • 256 • r-Fr.

DT

8 Walker
6-2 • 300 • r-Jr.
55 Hewitt
6-1 • 285 • r-Fr.

LDE

99 Mihota
6-5 • 270 • r-Jr.
11 Gaines
6-3 • 245 • r-So.

OFFENSE

WR

5 Phillips
6-0 • 202 • Sr.
19 Grimsley
6-0 • 172 • Fr.

LT

69 Nijman
6-7 • 320 • Jr.
71 T. Jackson
6-6 • 320 • r-Fr.

LG

57 Teller
6-5 • 315 • r-Sr.
77 Moore
6-6 • 302 • r-Jr.

C

64 Gallo
6-2 • 300 • Sr.
75 Hoyt
6-4 • 298 • r-Fr.

RG

74 Pfaff
6-5 • 308 • r-Jr.
62 Plantin
6-5 • 301 • r-So.

RT

61 Chung
6-3 • 302 • r-Sr.
79 T. Smith
6-3 • 301 • r-So.

WR

83 Kumah
6-2 • 220 • So.
89 Clark
5-10 • 185 • r-Sr.

WR

86 Carroll
5-8 • 173 • r-Jr.
15 Savoy
5-9 • 188 • Fr.

QB

17 J. Jackson
6-1 • 215 • r-Fr.
6 Bush
6-4 • 225 • r-Jr.

RB

32 Peoples
5-9 • 220 • Jr.
-or-
34 McMillian
6-0 • 210 • r-Jr.

TE

29 Keene
6-4 • 240 • Fr.
-or-
85 Cunningham
6-2 • 241 • r-So.

SPECIALISTS

K

46 Slye
5-11 • 213 • Sr.
93 Johnson
6-1 • 180 • So.

P

91 Bradburn
6-1 • 202 • Fr.
92 Stout
6-2 • 182 • Fr.

KR

89 Clark
5-10 • 185 • r-Sr.
6 Reynolds
6-0 • 191 • Jr.

PR

3 Stroman
6-0 • 180 • Jr.
86 Carroll
5-8 • 167 • r-So.

KO

46 Slye
5-11 • 213 • Sr.
93 Johnson
6-1 • 180 • So.

H

91 Bradburn
6-1 • 202 • Fr.
86 Carroll
5-8 • 173 • r-Jr.

PS

87 Taylor
6-1 • 223 • r-Sr.
96 Reeves
6-0 • 207 • Fr.

KS

87 Taylor
6-1 • 223 • r-Sr.
96 Reeves
6-0 • 207 • Fr.

VIRGINIA TECH STRATEGIC COMMUNICATIONS

Monday	Tuesday	Wednesday	Thursday	Friday	Saturday	Sunday
Media Interviews 12 P.M. Cassell Media Center ▪ Head Coach Justin Fuente	Media Interviews 1 P.M. Cassell Media Center	ACC Teleconference 11:50 A.M. ▪ Coach Fuente	No availability Friday No availability		VT at Boston College ▪ Postgame: Fuente, Foster, select players	No availability

▪ **MONDAY - MEDIA LUNCHEON:** Mondays, media members are invited to Cassell Coliseum to take part in a press conference with Coach Justin Fuente in the Cassell Media Center. A light lunch is served at 11:30 a.m. with interviews beginning at 12 p.m., with Coach Fuente starting at the podium. Coach Fuente will not be available pre-practice on Tuesday.

The press conference will be streamed and archived on the Virginia Tech Athletics Facebook page, Facebook.com/HokieSports. Highlights from the availability will be available on HokieSports.com.

Media may ONLY park in the softball/track lot without a visitor's pass. Tickets will be the responsibility of the offender.

▪ **TUESDAY - MEDIA INTERVIEWS:** Tuesdays, selected individuals will be available pre-practice. These interviews will take place in the Cassell Media Center at approximately 1 p.m.

The press conference will be streamed and archived on Periscope via the Virginia Tech football Twitter account, @VT_Football. Highlights from the availability will be available on HokieSports.com.

Media may ONLY park in the softball/track lot without a visitor's pass. Tickets will be the responsibility of the offender

▪ **WEDNESDAY - ACC TELECONFERENCE:** The ACC football coaches will be featured on a weekly teleconference, beginning Wednesday, Aug. 30 and continuing each Wednesday until Nov. 15. The final teleconference will be on Tuesday, Nov. 21, due to the Thanksgiving holiday. Each coach will be available for 10 minutes, with Coach Justin Fuente scheduled to start at 11:50 a.m.

Members of the media can secure the number by contacting the ACC office at (336) 851-6062.

▪ **ACC VIDEO CLIP SERVICE:** ACC Advanced Media will utilize the ACC Video Clip Service (AVCS) to provide football highlights and press conference excerpts to broadcast media across the conference footprint. This service will provide video content to media outlets in a more timely fashion, in an easy to access and download format, at no cost. To register for the AVCS contact Scott McBurney, Assistant Commissioner/ACC Advanced Media, at smcburney@theacc.org or call 336.369.4646.

▪ **WWW.HOKIESPORTS.COM:** The official web site of Virginia Tech athletics is home to all the football knowledge you need. Schedules, results, rosters, bios, stats, general releases and game notes can be found here and are always up to date. The Gameday section (only available for home games) has live stats, radio and television coverage information and other pertinent information.

▪ **HOKIESPORTS.COM/MEDIA:** This media-only, password-protected web site is designed to make the media's job easier. Here you will find high-resolution, color head shots of every Tech football player and coach available to download, along with logos and other information.

▪ **HOKIESPORTS.COM/MEDIA/CREDENTIALS:** Tech's online site to request single-game press box or photo credentials. No email requests please!

▪ **WWW.THEACC.COM:** Updated standings, results, schedules, stats and notes are on the site each week during the season.

▪ **WWW.COLLEGEPRESSBOX.COM:** collegepressbox.com is the official media web site for ACC football. Access and download weekly game notes, quotes, stats, media guides and more for the conference and each of its 12 member schools. Login information will be distributed to accredited media or you can apply for a password by sending an e-mail to password@collegepressbox.com.

JUST VIRGINIA TECH, PLEASE

- While the full name of the school is Virginia Polytechnic Institute and State University, the school is commonly referred to as "Virginia Tech."
- Founded in 1872, as Virginia Agricultural and Mechanical College, the university changed its name to Virginia Polytechnic Institute in 1896.
- Fans of the athletic department, as well as media covering the Hokies, shortened the name to VPI, but it eventually became Virginia Tech.
- The "State University" was added in 1970 to bring the official title to what it is today.
- Those covering Hokie athletics are asked to refer to the university as simply "Virginia Tech."
- **Virginia Tech University, VPI and SU, VPI&SU, VT or VA Tech are not recognized names and should not be used.**

WHO TO CONTACT

STRATEGIC COMMUNICATIONS OFFICE

21 Beamer Way
Room 460, Jamerson Athletic Center
Blacksburg, Va. 24061
Office: (540) 231-6726 ▪ Fax: (540) 231-6984

Virginia Tech Football Contacts

Requests for Coaches, Players
Associate AD, Strategic Communications
Pete Moris
540.231.9965 | morisvt@vt.edu

Requests for Credentials
Associate Dir., Strategic Communications
Peter Long
540.231.3387 | lpetervt@vt.edu

Requests for Photographs
Director, Photography and Design
Dave Knachel
540.231.1838 | dknachel@vt.edu

Requests for Virginia Tech Radio
Assistant Director of Broadcast Services
Andrew Allegretta
540.961.7604 ext. 5
| andrew.allegretta@img.com

WHAT IS A HOKIE?

- That's the most frequently asked question regarding Virginia Tech athletics. The answer leads back to 1896 when Virginia Agricultural and Mechanical College changed its name to Virginia Polytechnic Institute.
- With the change came the necessity for writing a new cheer and a contest for such a purpose was held by the student body. Senior O.M. Stull won first prize for his "Old Hokie" yell which still is used today.
- Later, when asked if "Hokie" had any special meaning, Stull explained the words he used had no hidden or symbolic meaning, but had been thought up in an effort to get attention.
- Hokie soon became a nickname for all Tech teams and for those people loyal to Tech athletics.
- Following is the "Old Hokie" yell in its original form:

**Hoki, Hoki, Hoki Hy!
Tech! Tech! V.P.I.!
Sola-Rex Sola-Rah
Polytech-Vir-gin-i-a!!
Rae, Ri, V.P.I.**

POSITION NOTES

QUARTERBACKS

#17 JOSH JACKSON

QB | 6-1 | 215 | R-Fr. | Ann Arbor, Mich. | Saline

- Leads all FBS freshmen QBs with 1,378 passing yards and 12 TD passes.
- Completed 29 of 44 passes for 251 yards, his fifth 200+ yard passing performance in as many games, vs. Clemson (9/30).
- Threw for 298 yards on 20 of 30 passing with three TD passes and 29 yards rushing vs. Old Dominion (9/23).
- Threw 99 consecutive passes without an interception to start his career, the longest since Grant Noel's 108 straight pass attempts in starts between 1999-01.
- Completed 24 of 31 passes for 372 yards and threw for five TDs at East Carolina (9/16).
- His five TD passes tied Bryan Randall (vs. Syracuse, 11/9/02) and Jerod Evans (vs. Boston College, 9/17/16) for the most in a single game in program history.
- His 372 yards in the air were the most by a Tech freshman signal caller and the fifth most for any Tech QB since 1987.
- Threw for 222 yards on 16 of 28 passing with two TD passes vs. Delaware (9/9).
- First Tech QB to win first four career starts since Logan Thomas (2011).
- ACC Freshman of the Week (9/18).
- ACC Freshman of the Week (9/5).
- CBS Sports Freshman of the Week (9/5).
- Finished with 235 passing yards and 101 rushing yards with two total TDs vs. West Virginia (9/3).
- First QB to throw for 200+ yards and rush for 100+ yards in a game since Logan Thomas vs. Duke (10/26/13).
- Rushing total vs. WVU was the most for a Tech QB in their first game since 1987 and the most in their first career start since 1997 (Al Clark vs. Rutgers, 11/9).
- Spent the 2016 season redshirting.
- The first true or redshirt freshman QB to start a game for the Hokies since Tyrod Taylor vs. Ohio (9/15/07).
- The first true or redshirt freshman QB to start a season opener for the Hokies since Michael Vick vs. James Madison on 9/4/99.
- Older brother, Jeremy, played WR at Michigan.
- Son of longtime college coach Fred Jackson, whose career included a stint at Michigan (1992-2014).

PASSING STATS

YEAR	GP/GS	EFFIC.	CMP	ATT	PCT.	YDS	TD	LNG	INT
2017	5/5	159.34	104	159	65.4	1374	12	70	3

RUSHING STATS

YEAR	ATT	YDS	YPC	LNG	TD
2017	41	157	3.8	46	1

CAREER HIGHS

Completions	29 vs. Clemson 9/30/17
Attempts	44 vs. Clemson 9/30/17
Passing TDs	5 at East Carolina 9/16/17
Passing Yards	372 at East Carolina 9/16/17
Rushing Attempts	11 vs. West Virginia 9/3/17
Rushing Yards	106 vs. West Virginia 9/3/17
Rushing TDs	1 vs. West Virginia 9/3/17

FRESHMEN POWER FIVE LEADERS, PASSER RATING

Quarterback	Pass	TDs/INTs	Yds	Rating	W-L
Jake Fromm, UGA	50-84	8/2	734	159.6	5-0
Josh Jackson, VT	104-159	12/3	1,378	159.3	4-1
Felipe Franks, UF	40-63	3/1	557	150.3	1-1

FRESHMEN POWER FIVE LEADERS, PASSING YARDS

Quarterback	Team	Yards	Comp %	TDs
Josh Jackson	VT	1,378	65.4	12
Chazz Surratt	UNC	988	63.3	5
Jake Fromm	UGA	734	59.5	8

#6 AJ BUSH

QB | 6-4 | 225 | R-Jr. | Atlanta, Ga. | Norcross

- Rushed for 31 yards on four carries and completed a 13-yard pass vs. Old Dominion (9/23).

- Ran for 66 yards on five carries at East Carolina (9/16).
- Played in 10 games at Iowa Western CC.
- Passed for 602 yards and three touchdowns.
- Ran the ball for 265 yards and five scores.
- Redshirted as a true freshman at Nebraska.
- Did not see action in two seasons.
- Completed 139-of-259 passes for 2,101 yards and 16 touchdowns as a senior at Norcross HS.
- Rushed for 764 yards and 13 touchdowns.
- Father, Alvin, played football at San Diego State.

PASSING STATS

YEAR	GP/GS	EFFIC.	CMP	ATT	PCT.	YDS	TD	LNG	INT
2017	2/0	110.90	2	4	50.0	29	0	16	0

RUSHING STATS

YEAR	ATT	YDS	YPC	LNG	TD
2017	9	97	10.8	34	0

CAREER HIGHS

Completions	1, 2x; last vs Old Dominion 9/23/17
Attempts	2, 2x; last vs Old Dominion 9/23/17
Passing TDs	
Passing Yards	16 at East Carolina 9/16/17
Rushing Attempts	5 at East Carolina 9/16/17
Rushing Yards	66 at East Carolina 9/16/17
Rushing TDs	

#2 HENDON HOOKER

QB | 6-4 | 216 | Fr. | Greensboro, N.C. | Dudley

- Passed for 6,027 yards and 55 touchdowns and rushed for 2,975 yards with 48 touchdowns.
- Three-time all-conference selection.
- Two-time Associated Press All-State team.
- All-State Player of the Year by NC Preps.
- Two-time state champion.
- Named the 2016 championship game MVP after accounting for six TDs.
- Finished his career as Dudley's all-time leading passer.
- Scored more than 1,000 points in basketball and was a three-time All-Metro conference selection.

PASSING STATS

YEAR	GP/GS	EFFIC.	CMP	ATT	PCT.	YDS	TD	LNG	INT
2017	0/0	0	0	0	.000	0	0	0	0

RUSHING STATS

YEAR	ATT	YDS	YPC	LNG	TD
2017	0	0	0	0	0

CAREER HIGHS

Completions	
Attempts	
Passing TDs	
Passing Yards	
Rushing Attempts	
Rushing Yards	
Rushing TDs	

RUNNING BACKS

#32 STEVEN PEOPLES

RB | 5-9 | 220 | Jr. | Galax, Va. | Galax

- DNP vs. Clemson (9/30) due to an ankle injury.
- Caught three passes for 73 yards with two receiving TDs and rushed 13 times for 62 yards with a rushing TD vs. Old Dominion (9/23).
- Carried the ball eight times for 26 yards and had a 1-yard TD run at East Carolina (9/16).
- Set career-highs with 13 carries and 39 rushing yards vs. West Virginia (9/3).
- Had a career-long rush of 11 yards vs. WVU.
- Caught a pass for 27 yards at Syracuse (10/15/16).
- Had a 13 yard TD catch vs. Miami (10/20/17).
- Recorded 11 rushes for 32 yards and a TD at Notre Dame (11/19/16).

CAREER STATS

YEAR	GP/GS	ATT	YDS	YPC	LNG	TD	REC	YDS	YPC	TD
2015	13/0	0	0	0	0	0	0	0	0	0
2016	14/6	16	60	3.8	7	1	2	40	20.0	1
2017	4/1	36	133	3.7	12	2	3	73	24.3	2
TOTALS	31/7	52	193	3.7	12	3	5	113	22.6	3

CAREER HIGHS

Rushes	13, 2x; last vs Old Dominion 9/23/17
Rushing Yards	62 vs Old Dominion 9/23/17

Rushing TDs	1, 3x; last vs Old Dominion 9/23/17
Receptions	3 vs Old Dominion 9/23/17
Receiving Yards	73 vs Old Dominion 9/23/17
Long Rush	12 vs Old Dominion 9/23/17

#34 TRAVON McMILLIAN

RB | 6-0 | 210 | r-Jr. | Woodbridge, Va. | C.D. Hylton

- Averaged 5.9 yards per carry vs. Old Dominion (9/23).
- Had 11 carries for 72 yards and posted a career-long 70 yard TD reception at East Carolina (9/16).
- Registered his 20th career TD on a four-yard catch vs. Delaware (9/9).
- Rushed for 34 yards on nine carries vs. West Virginia (9/3).
- 2015 Third Team All-ACC (ACSMA)
- 2015 Honorable Mention All-ACC (Coaches)
- Registered two scores on seven carries for 37 yards vs. Clemson (12/3/16).

CAREER STATS

YEAR	GP/GS	ATT	YDS	YPC	LNG	TD	REC	YDS	YPC	TD
2015	13/7	200	1043	5.2	63	7	12	64	5.3	1
2016	14/7	145	671	4.6	69	7	11	114	10.4	3
2017	5/4	38	191	5.0	19	1	5	84	16.8	2
TOTALS	32/18	383	1905	5.0	69	15	28	262	9.4	6

CAREER HIGHS

Rushes	33 at Boston College, 10/31/15
Rushing Yards	142 vs. Duke, 10/24/15
Rushing TDs	1, 14x
Receptions	3, at Miami, 10/17/15
Receiving Yards	70 at East Carolina 9/16/17
Long Rush	69 vs. Tennessee, 9/10/16

#33 DESHAWN MCCLEAVE

RB | 5-9 | 220 | R-Sr. | Chesapeake, Va. | Oscar Smith

- Rushed for 35 yards on nine carries vs. Old Dominion (9/23).
- Ran the ball 11 times for 55 yards at East Carolina (9/16).
- Set career-highs with eight carries and 51 rushing yards to go along with a 12-yard TD run vs. West Virginia (9/3).
- Played in one game in 2016 after suffering a season-ending shoulder injury.
- Recorded eight rushes for 27 yards vs. Liberty (9/3/16).
- Redshirted as a true freshman.

CAREER STATS

YEAR	GP/GS	ATT	YDS	YPC	LNG	TD	REC	YDS	YPC	TD
2016	1/0	8	27	3.4	7	0	0	0	0	0
2017	5/0	34	157	4.6	16	2	6	53	8.8	0
TOTALS	6/0	42	184	4.4	16	2	6	53	8.8	0

CAREER HIGHS

Rushes	11 at East Carolina 9/16/17
Rushing Yards	55 at East Carolina 9/16/17
Rushing TDs	1, 2x; last vs Old Dominion 9/23/17
Receptions	2 vs Old Dominion 9/23/17
Receiving Yards	23 vs Old Dominion 9/23/17
Long Rush	16 at East Carolina 9/16/17

WIDE RECEIVERS

#5 CAM PHILLIPS

WR | 6-0 | 202 | Sr. | Laurel, Md. | DeMatha

- Collected 74 receiving yards on seven catches vs. Clemson (9/30).
- Caught seven passes for 106 yards, his fifth career 100-yard receiving game, vs. Old Dominion (9/23).
- Holds the program record with 32 consecutive games with a reception.
- Recorded 14 catches for 189 yards with three TD catches, his first career multi-TD game, at East Carolina (9/16).
- His 14 catches vs. East Carolina set a new program record.
- Had six catches for 90 yards and a 28-yard TD reception vs. Delaware (9/9).
- ACC Receiver of the Week (9/18).
- ACC Receiver of the Week (9/5).
- Caught seven passes for 138 yards and had a 32-yard TD catch vs. West Virginia (9/3).
- 2017 Preseason All-ACC Football Team
- 2017 Biliitnekoft Award Watch List
- 2016 Belk Bowl MVP
- 2016 ACC All-Bowl Team (ESPN)

17 FOOTBALL GAME NOTES

CAREER STATS

YEAR	GP/GS	REC	YDS	YPC	LNG	TD
2017	5/5	4	28	7.0	14	0

CAREER HIGHS

Receptions	2 vs. Clemson 9/30/17
Receiving Yards	14 at East Carolina 9/16/17
Receiving TDs	

#85 CHRIS CUNNINGHAM

TE | 6-2 | 241 | R-So. | Jacksonville, Fla. | Atlantic Coast
 •Posted a 26-yard reception vs. Old Dominion (9/23).
 •Caught a 39-yard pass, Tech's longest of the game, vs. West Virginia (9/3).
 •Played in 12 games, making two starts in 2016.
 •Registered 48 receiving yards and six catches, four for touchdowns, last season.

CAREER STATS

YEAR	GP/GS	REC	YDS	YPC	LNG	TD
2016	12/2	6	48	8.0	13	4
2017	5/1	2	65	32.5	39	0
TOTALS	17/3	8	113	14.1	39	4

CAREER HIGHS

Receptions	1, 7x
Receiving Yards	39 vs. West Virginia 9/3/17
Receiving TDs	1, 4x
Long Catch	39 vs. West Virginia 9/3/17

OFFENSIVE LINE

#64 ERIC GALLO

C | 6-2 | 300 | Sr. | Richboro, Pa. | Council Rock South
 •Started at center vs. Clemson (9/30), his 16th consecutive start.
 •2017 Skelton Award winner, the Tech athletic department's highest academic honor.
 •A finance major that has completed two internships with the Wadsworth group at Morgan Stanley.

CAREER STATS

YEAR	GP/GS
2014	3/0
2015	13/13
2016	13/12
2017	5/5
TOTALS	34/30

#57 WYATT TELLER

LG | 6-5 | 315 | R-Sr. | Bealeton, Va. | Liberty
 •Started at left guard vs. Clemson (9/30), his 17th consecutive start.
 •2017 Preseason All-ACC Football Team
 •2016 Honorable Mention All-ACC (Coaches, ACSMA)
 •2016 First Team All-ACC (Pro Football Focus)
 •Ranks second on the offense behind WR Cam Phillips with 30 career starts.

CAREER STATS

YEAR	GP/GS
2014	13/6
2015	13/12
2016	14/12
2017	5/5
TOTALS	45/35

#69 YOSUAH NIJMAN

LT | 6-7 | 320 | Jr. | Maplewood, N.J. | Columbia
 •Has started in 19 straight games at LT.
 •Appeared in all 14 games at left tackle last season, making 14 starts.
 •Studied abroad over the summer in Rwanda as part of the class UAP 3984: Sport, Policy and Society.

CAREER STATS

YEAR	GP/GS
2015	12/0
2016	14/14
2017	5/5
TOTALS	31/19

#74 BRAXTON PFAFF

OL | 6-5 | 308 | R-Jr. | Lynchburg, Va. | Liberty Christian Academy
 •Has started in all five games this season
 •Played in a career-high nine games last season.

CAREER STATS

YEAR	GP/GS
2014	1/0
2015	2/0
2016	9/0
2017	5/5
TOTALS	17/5

#61 KYLE CHUNG

OL | 6-3 | 302 | Sr. | Ponte Vedra Beach, Fla. | Ponte Vedra
 •Has started in all five games this season
 •Played in six games in 2016, making two starts.
 •Started against Tennessee and Boston College.
 •Has battled injuries most of his career.
 •Father, Eugene, was an All-American offensive lineman at Virginia Tech and a first round NFL draft pick who now coaches in the NFL.

CAREER STATS

YEAR	GP/GS
2014	1/0
2015	4/1
2016	6/2
2017	5/5
TOTALS	16/8

#71 T.J. JACKSON

LT | 6-6 | 320 | R-Fr. | Cumberland, Va. | Cumberland County
 •Redshirted as a true freshman
 •A consensus three-star prospect by Rivals, ESPN and 24/7.

CAREER STATS

YEAR	GP/GS
2017	1/0

#52 AUSTIN CANNON

LG | 6-2 | 314 | R-Fr. | Mechanicsville, Va. | Atlee
 •Prepped at Fork Union Military Academy.
 •First-team All-Metro and all-conference as a senior.
 •Won three state titles in track and field in the discus and indoor and outdoor shotput.

CAREER STATS

YEAR	GP/GS
2017	2/0

#75 ZACHARIAH HOYT

C | 6-4 | 298 | R-Fr. | Salem, Va. | Salem
 •Redshirted last season.
 •Enrolled in the spring on 2016 and participated in spring practice.
 •Ranked as the No. 22 center nationally by 247Sports.
 •Ranked as the No. 49 prospect overall in Virginia by 247Sports.

CAREER STATS

YEAR	GP/GS
2017	2/0

#79 TYRELL SMITH

OL | 6-3 | 301 | R-So. | North Brunswick, N.J. | Don Bosco Prep
 •Appeared in all 14 games as a redshirt freshman.
 •Was second string right tackle for most of the season.

CAREER STATS

YEAR	GP/GS
2016	14/0
2017	5/0
TOTALS	19/0

DEFENSIVE LINE

#99 VINNY MIHOTA

DE | 6-5 | 270 | R-Jr. | Fredericksburg, Va. | Massaponax
 •Posted four tackles, 2.0 TFL and 0.5 sacks vs. Delaware (9/9).
 •The lone returning starter on the defensive line for the Hokies.
 •Sat out the spring after undergoing shoulder surgery at the conclusion of the 2016 season.
 •Tallied six tackles and blocked a kick at Syracuse (10/15/16).
 •Had 2.0 sacks, 2.5 TFL and five tackles against vs. Miami (10/20/16).
 •Collected four tackles and 0.5 TFL at Pitt (10/27/16).
 •Recorded 10 tackles vs. Georgia Tech (11/12/16).
 •Tallied two tackles and broke up two passes in the ACC Championship game vs. Clemson (12/3/16).

CAREER STATS

YEAR	GP/GS	UA	A	TTL	TFL-YDS	SCK-YDS	PD	QBH
2015	12/1	4	8	12	2.5-9	1.0-5	0	0
2016	13/13	20	23	43	7.0-23	2.0-16	3	3
2017	5/5	4	6	10	2.0-7	0.5-2	0	0
TOTALS	30/19	28	37	65	11.5-39	3.5-23	3	3

CAREER HIGHS

Tackles	10 vs. Georgia Tech, 11/12/16
Sacks	2.0 vs. Miami, 10/20/16
Tackles for Loss	2.5 vs. Miami, 10/20/16
Forced Fumble	1 vs. North Carolina, 11/21/16

#8 RICKY WALKER

DT | 6-2 | 300 | R-Jr. | Hampton, Va. | Bethel
 •Tied for second on the team with five tackles vs. Old Dominion (9/23).
 •Had 0.5 TFL and hurried the QB three times at East Carolina (9/16).
 •Had 0.5 TFL and hurried the QB three times at East Carolina (9/16).
 •Registered four tackles and 0.5 TFL vs. Delaware (9/3).
 •Had two tackles, 0.5 TFL and a QB hurry vs. West Virginia (9/3).
 •Collected three tackles, 2.5 TFL and broke up a pass vs. East Carolina (9/24/16).
 •Had three tackles and 0.5 sacks in his first career start vs. Miami (10/20/16).
 •Posted two tackles and 0.5 TFL vs. Clemson (12/3/16).
 •Registered starts vs. Miami, Pitt, Georgia Tech and Notre Dame.
 •Older brother, Rijo, was a four-year letterwinner at UVA and now serves as Team Operations Coordinator on the College Football Playoff committee.

CAREER STATS

YEAR	GP/GS	UA	A	TTL	TFL-YDS	SCK-YDS	PD	QBH
2014	11/0	1	8	9	1.0-5	0.0-0	0	0
2016	14/4	10	18	28	6.5-25	1.5-14	4	4
2017	5/5	5	11	16	1.5-4	0.0-0	0	5
TOTALS	30/9	16	37	53	9.0-34	1.5-14	4	9

CAREER HIGHS

Tackles	5 vs Old Dominion 9/23/17
Sacks	1.0 at Duke, 11/5/16
Tackles for Loss	2.5 vs. East Carolina, 9/24/16
Forced Fumble	

#4 TIM SETTLE

DT | 6-3 | 335 | R-So. | Manassas, Va. | Stonewall Jackson
 •Racked up six tackles, 1.5 TFL and 1.0 sack vs. Clemson (9/30).
 •Had three tackles and 0.5 TFL vs. Old Dominion (9/23).
 •Tallied 1.0 TFL and a pass breakup vs. Delaware (9/9).
 •Posted two tackles, a QB hurry and his first career sack vs. West Virginia (9/3).
 •2017 Piesman Trophy Watch List
 •Collected 17 tackles and seven TFL as a backup defensive tackle.
 •Had three tackles and 1.5 TFL vs. Tennessee (9/10/16).
 •Posted two tackles, 0.5 TFL and blocked a field goal attempt vs. East Carolina (9/24/16).
 •Matched his career-high with 1.5 TFL vs. Clemson (12/3/16).

CAREER STATS

Table with 10 columns: YEAR, GP/GS, UA, A, TTL, TFL-YDS, SCK-YDS, PD, QBH. Rows for 2016, 2017, and TOTALS.

CAREER HIGHS

Tackles 6 vs. Clemson, 9/30/17
Sacks 1 2x; vs. Clemson, 9/30/17
Tackles for Loss 1.5, 3x; last vs. Clemson, 9/30/17
Forced Fumble

#94 TREVON HILL

DE | 6-3 | 245 | R-So. | Virginia Beach, Va. | Salem
*Collected six tackles, 1.5 TFL and one sack vs. Clemson (9/30).
*Had three tackles, a sack and matched his career-high with 2.0 TFL at East Carolina (9/16).

CAREER STATS

Table with 10 columns: YEAR, GP/GS, UA, A, TTL, TFL-YDS, SCK-YDS, PD, QBH. Rows for 2016, 2017, and TOTALS.

CAREER HIGHS

Tackles 6, 2x; vs. Clemson, 9/30/17
Sacks 1.5 vs. Miami, 10/20/16
Tackles for Loss 2.0, 2x last at East Carolina 9/16/17
Forced Fumble

#11 HOUSHUN GAINES

DE | 6-3 | 245 | R-So. | Rocky Mount, N.C. | Nash Central
*Tallied his first career pass breakup vs. Old Dominion (9/23).
*Had two tackles vs. West Virginia (9/3).

CAREER STATS

Table with 10 columns: YEAR, GP/GS, UA, A, TTL, TFL-YDS, SCK-YDS, PD, QBH. Rows for 2016, 2017, and TOTALS.

CAREER HIGHS

Tackles 2 vs. West Virginia 9/3/17
Sacks 0.5 vs. East Carolina, 9/24/16
Tackles for Loss 0.5 vs. East Carolina, 9/24/16
Forced Fumble

#47 DARIUS FULLWOOD

DT | 6-3 | 282 | R-So. | College Park, Md. | Our Lady of Good Counsel
*Played in three games as a redshirt freshman.

CAREER STATS

Table with 10 columns: YEAR, GP/GS, UA, A, TTL, TFL-YDS, SCK-YDS, PD, QBH. Rows for 2016, 2017, and TOTALS.

#96 JIMMIE TAYLOR

DT | 6-3 | 256 | R-Fr. | Jacksonville, N.C. | Southwest-Onslow
*Had his first tackle of the season vs. Delaware (9/9).
*Played in two games in 2016.

CAREER STATS

Table with 10 columns: YEAR, GP/GS, UA, A, TTL, TFL-YDS, SCK-YDS, PD, QBH. Rows for 2016, 2017, and TOTALS.

TOTALS 6/0 1 3 4 1.0-2 0.0-0 0 0

CAREER HIGHS

Tackles 1, 3x; last vs. Delaware 9/9/17
Sacks
Tackles for Loss 0.5, 2x; last at East Carolina 9/16/17
Forced Fumble

#55 JARROD HEWITT

DT | 6-1 | 285 | R-Fr. | Venice, Fla. | Venice
*Tallied three tackles and 0.5 TFL vs. Old Dominion (9/23).
*Had three tackles, 1.0 TFL and recovered a fumble at East Carolina (9/16).

CAREER STATS

Table with 10 columns: YEAR, GP/GS, UA, A, TTL, TFL-YDS, SCK-YDS, PD, QBH. Rows for 2017, and TOTALS.

CAREER HIGHS

Tackles 3, 2x last vs Old Dominion 9/23/17
Sacks
Tackles for Loss 1.0 at East Carolina 9/16/17
Forced Fumble

#40 EMMANUEL BELMAR

DE | 6-2 | 240 | R-Fr. | Suwanee, Ga. | Collins Hill
*Was in on a tackle vs. Clemson (9/30).
*Redshirted as a true freshman.

CAREER STATS

Table with 10 columns: YEAR, GP/GS, UA, A, TTL, TFL-YDS, SCK-YDS, PD, QBH. Rows for 2017, and TOTALS.

CAREER HIGHS

Tackles 1 vs. Clemson, 9/30/17
Sacks
Tackles for Loss
Forced Fumble

LINEBACKERS

#54 ANDREW MOTUAPUAKA

LB | 6-0 | 236 | R-Sr. | Virginia Beach, Va. | Salem
*Ranks second on the team with 38 tackles (20 solo).
*Collected nine tackles vs. Clemson (9/30).

CAREER STATS

Table with 10 columns: YEAR, GP/GS, UA, A, TTL, TFL-YDS, SCK-YDS, PD, QBH. Rows for 2014, 2015, 2016, 2017, and TOTALS.

CAREER HIGHS

Tackles 15 vs. Tennessee, 9/10/16
Tackles for Loss 2.5, 2x; last at Georgia Tech, 11/12/15
Sacks 2.0 at Wake Forest, 11/22/14
Interceptions 1, 4x
Pass Breakups 2, 2x; last vs. Miami, 10/20/16
Forced Fumble 2 vs. Pitt, 10/3/15
Fumble Recovery 1, 6x

3+ Defense and Special Teams TDs (since 1987)

Table with 3 columns: Name, TDs. Rows for DeAngelo Hall, Macho Harris, Andrew Motuapuaka.

#49 TREMAINE EDMUNDS

LB | 6-5 | 250 | Danville, Va. | Dan River
*Leads the team with 42 tackles (18 solo).
*Posted nine tackles vs. Clemson (9/30).
*Led the team with six tackles and tallied 0.5 TFL vs. Old Dominion (9/23).

CAREER STATS

Table with 10 columns: YEAR, GP/GS, UA, A, TTL, TFL-YDS, SCK-YDS, PD, QBH. Rows for 2015, 2016, 2017, and TOTALS.

CAREER HIGHS

Tackles 16 at Syracuse, 10/15/16
Tackles for Loss 4.0 vs. Delaware 9/9/17
Sacks 1.5 2x; last vs. Delaware 9/9/17
Interceptions 1 vs. Arkansas, 12/29/16
Pass Breakups 1, 3x; last vs. Arkansas, 12/29/16
Forced Fumble 1, 3x; at East Carolina 9/16/17
Fumble Recovery 1 vs. Liberty, 9/3/16

#24 ANTHONY SHEGOG

LB | 6-2 | 230 | Stafford, Va. | North Stafford
*Tallied a pass breakup vs. Clemson (9/30).
*Had two tackles wearing Frank Beamer's No. 25 vs. West Virginia (9/3).

CAREER STATS

Table with 10 columns: YEAR, GP/GS, UA, A, TTL, TFL-YDS, SCK-YDS, PD, QBH. Rows for 2014, 2015, 2016, 2017, and TOTALS.

CAREER HIGHS

Tackles 8 vs. North Carolina, 11/21/15
Tackles for Loss 1.5 vs. East Carolina, 9/24/16
Sacks 1.0 vs. Arkansas, 12/29/16
Interceptions 1 vs. Arkansas, 12/29/16
Pass Breakups 1, 6x
Forced Fumble 1 vs. Arkansas, 12/29/16
Fumble Recovery 1, 3x

DEFENSIVE BACKS

#3 GREG STROMAN

CB | 6-0 | 181 | Bristow, Va. | Stonewall Jackson
*Tallied a pass breakup and returned four punts for 55 yards vs. Clemson (9/30).
*Had a tackle, two PBUs and returned four punts for 34 yards vs. Old Dominion (9/23).

#7 DEVON HUNTER

ROV | 6-0 | 216 | Fr. | Chesapeake, Va. | Indian River
 •A five-star recruit as rated by Scout and a four-star by ESPN and 247Sports.
 •Rated as the No. 1 safety in the state by Scout and the No. 3 player in the state by ESPN and 247Sports.
 •First-team All-Atlantic Conference and second-team All-5A South Region pick at defensive back.
 •Selected to play in the U.S. Army All-American Bowl.

CAREER STATS

YEAR	GP/GS	UA	A	TTL	TFL-YDS	SCK-YDS	INT	BU	PD
2017	3/0	0	0	0	0.0-0	0.0-0	0	0	0

CAREER HIGHS

Tackles	
Tackles for Loss	
Sacks	
Interceptions	
Pass Breakups	

#17 DIVINE DEABLO

S | 6-3 | 210 | So. | Winston-Salem, N.C. | Mount Tabor
 •Out for the season with a left foot fracture.
 •Notched his first career interception vs. Old Dominion (9/23).
 •Had 0.5 sacks and two pass breakups at East Carolina (9/16).
 •Racked up six tackles, 1.0 TFL and a PBU in his first career game on defense vs. West Virginia (9/3).
 •Registered four tackles and forced a fumble on special teams as a true freshman.
 •Caught one pass for eight yards vs. East Carolina (9/24/16).

CAREER STATS

YEAR	GP/GS	UA	A	TTL	TFL-YDS	SCK-YDS	INT	BU	PD
2016	14/0	2	2	4	0.0-0	0.0-0	0	0	0
2017	4/0	6	2	8	1.5-6	0.5-6	1	3	4
TOTALS	18/0	8	4	12	1.5-6	0.5-6	1	3	4

CAREER HIGHS

Tackles	6 vs. West Virginia 9/3/17
Tackles for Loss	1.0 vs. West Virginia 9/3/17
Sacks	0.5 at East Carolina 9/16/17
Interceptions	1 vs Old Dominion 9/23/17
Pass Breakups	2 at East Carolina 9/16/17
Forced Fumble	1 at Pitt, 10/27/16
Fumble Recovery	

#9 KHALIL LADER

ROV | 5-11 | 180 | R-Fr. | Stone Mountain, Ga. | IMG Academy
 •Redshirted as a true freshman.
 •Rated as a four-star recruit by ESPN Football Recruiting and ranked the No. 26 cornerback in the country and the No. 61 player in the state as a high school senior.

CAREER STATS

YEAR	GP/GS	UA	A	TTL	TFL-YDS	SCK-YDS	INT	BU	PD
2017	5/0	1	1	2	1.5-1	0.0-0	0	0	0

CAREER HIGHS

Tackles	2 at East Carolina 9/16/17
Tackles for Loss	1.5 at East Carolina 9/16/17
Sacks	
Interceptions	
Pass Breakups	

#26 JOVONN QUILLEN

CB | 6-0 | 187 | So. | Hampton, Va. | Hampton
 •Appeared in 11 games as a true freshman.
 •Made three tackles and recovered a fumble at Pitt.

CAREER STATS

YEAR	GP/GS	UA	A	TTL	TFL-YDS	SCK-YDS	INT	BU	PD
2016	11/0	1	2	3	0.0-0	0.0-0	0	0	0
2017	3/0	0	0	0	0.0-0	0.0-0	0	0	0
TOTALS	14/0	1	2	3	0.0-0	0.0-0	0	0	0

CAREER HIGHS

Tackles	1, 3x; last at East Carolina 9/16/17
Tackles for Loss	
Sacks	

Interceptions

Passes Defended

#28 BRYCE WATTS

CB | 6-0 | 167 | So. | Toms River, N.J. | Toms River North
 •Had two tackles at East Carolina (9/16).
 •Was listed as the top cornerback in the state of New Jersey and the fifth-best cornerback in the east region by Scout.com.
 •2016 All-Group 5 first-team by NJ.com.
 •Second-team all-state by NJ12 Varsity.

CAREER STATS

YEAR	GP/GS	UA	A	TTL	TFL-YDS	SCK-YDS	INT	BU	PD
2017	5/0	2	1	3	0.0-0	0.0-0	0	1	1
TOTALS	5/0	2	1	3	0.0-0	0.0-0	0	1	1

CAREER HIGHS

Tackles	2 at East Carolina, 9/16/17
Tackles for Loss	
Sacks	
Interceptions	
Passes Defended	1 vs Old Dominion, 9/23/17

SPECIALISTS

#46 JOEY SLYE

K | 5-11 | 213 | Stafford, Va. | North Stafford
 •Needs seven points to bypass K Shayne Graham (371) as Tech's all-time leading scorer.
 •Went 3 for 3 on FGs and 6 for 6 on PATs at East Carolina (9/16).
 •Broke Shayne Graham's career record at East Carolina with his 69th career FG.
 •Set a new career high with a 50-yard FG vs. Delaware (9/9).
 •First Virginia Tech kicker to boot a 50+ yard FG since Cody Journell's 56-yard make at Boston College (11/2/13).
 •2017 Lou Groza Award Watch List
 •2017 Wuerffel Trophy Watch List
 •2017 All-State Good Works Team
 •2016 First Team All-ACC (Coaches)
 •2016 Third Team All-ACC (ACSMA)
 •2016 Lou Groza Award Semifinalist
 •2015 Lou Groza Award Semifinalist
 •Ranked fourth in the ACC in 2016 with 118 points.
 •Finished third with 20 field goals made.

FIELD GOALS

YEAR	GP	M-A	PCT.	20-29	30-39	40-49	50+	LNG	BLKD
2014	13	20-28	71.4	10-10	6-8	4-6	0-4	49	2
2015	13	23-30	76.7	2-2	8-9	13-16	0-3	48	0
2016	13	20-27	74.1	12-12	7-8	1-6	0-1	47	1
2017	5	8-14	57.1	3-4	3-5	1-3	1-2	50	1
TOTALS	45	71-99	71.7	27-28	24-30	19-31	1-10	50	4

EXTRA POINTS

YEAR	M-A	POINTS
2014	33-34	93
2015	41-42	110
2016	58-59	118
2017	20-20	44
TOTALS	152-155	365

CAREER HIGHS

FG Made	6 at Pitt, 10/27/16
FG Attempted	6 at Pitt, 10/27/16
Longest FG	50 vs. Delaware 9/9/17
Longest Attempt	67 vs. Duke, 10/24/15
PATs Made	7, 4x; last vs. Virginia, 11/26/16

VIRGINIA TECH RECORD BOOK

Career Field Goals

Name	Years	FGs
1. Joey Slye	2014-	71
2. Shayne Graham	1996-99	68
3. Brandon Pace	2003-06	58

Career Points

Name	Years	Points
1. Shayne Graham, K	1996-99	371
2. Joey Slye, K	2014 -	365
3. Lee Suggs, RB	1999-02	336

#91 OSCAR BRADBURN

P | 6-1 | 202 | Sydney, Australia | Sydney Secondary
 •Averaged 40+ yards per punt for the third-straight game at East Carolina (9/16).
 •Averaged 45.6 yards per punt and placed two punts inside the 20 yard line vs. Delaware (9/9).
 •Placed three punts inside the 20-yard line and averaged 46.5 yards per punt playing in his first American rules football game vs. West Virginia (9/3).
 •Attended the Blackwattle Bay us of Sydney Secondary College.
 •Played Australian Rules Football for Sydney Swans Academy.
 •Trained at Pro Kick Australia, a training facility in Melbourne that produced two of the three finalists for the 2016 Ray Guy Award.

CAREER STATS

YEAR	GP	NO.	YDS	AVG	LNG	TB	FC	I20	50+
2017	5	24	1051	43.8	54	3	11	6	6

CAREER HIGHS

Punts	8 vs. West Virginia 9/3/17
Punting Yards	372 vs. West Virginia 9/3/17
Punting Average	46.5 vs. West Virginia 9/3/17

THE LAST TIME

TEAM

Scored 90+ points	99, vs. Emory & Henry (11/22/19)
Scored 80-89 points	86, vs. Roanoke College (9/30/1905)
Scored 70-79 points	77, vs. Akron (10/14/95)
Scored 60-69 points	64, at ECU (9/16/17)
Scored 50-59 points	52, vs. Virginia (11/26/16)
Scored 40-49 points	49, vs. Boston College (9/17/16)
Back-to-back 40+ games	vs. BC (49), vs. ECU (54), 2016
Three straight 40+ games	at NCSU (41), vs. CMU (45), vs. WF (52), 2010
Four straight 40+ games	NCSU (41), CMU (45), WF (52), Duke (44), 2010
Rushed for 500+ yards	500, at Pittsburgh (9/11/93)
Rushed for 400-499 yards	444, vs. Marshall (9/12/09)
Rushed for 300-399 yards	308, vs. Western Michigan (9/27/14)
Rushed for 200-299 yards	271, vs. ODU (9/23/17)
Passed for 500+ yards	504, at Syracuse (11/09/02)
Passed for 400-499 yards	406, at Pittsburgh (10/27/16)
Passed for 300-399 yards	311, vs. ODU (9/23/17)
Passed for 200-299 yards	252, vs. Clemson (9/30/17)
Rushed/Passed for 200+ yards	675, at ECU (9/16/17)
	287 rush, 388 pass
Had 600+ yards in total offense	675, at ECU (9/16/17)
Had 500-599 yards in total offense	582, vs. ODU (9/23/17)
Scored on first offensive play	vs. Appalachian State, 2011
	David Wilson, 20-yard run
Won on final offensive play	vs. Virginia (11/24/12)
	Cody Journell 29 yd FG
Lost on final offensive play	North Carolina (11/21/15)
	Quinshad Davis 5-yd pass from Marquise Williams (OT)
Won in overtime	29-21, vs. Marshall (11/21/13)
Lost in overtime	30-27 (OT), vs. North Carolina (11/21/15)
Recorded a safety	vs. East Carolina (9/24/16)
Recorded two defensive TDs	at Boston College (10/18/08)
Zero punts in a game	vs. James Madison (9/11/10)
Zero sacks allowed in a game	vs. East Carolina (9/24/16)
Recorded a shutout	vs. Boston College (9/17/16)
Held opp. to 0 yards or less rushing	-15, vs. Florida State (11/08/12)
Blocked two kicks in a game	vs. East Carolina (9/24/16)
Scored special teams TD	vs. Delaware (9/09/17)
Scored defensive & special teams TD	at Purdue (9/19/15)
Played an overtime game	vs. Duke [4 OT] (10/14/15)

INDIVIDUAL

Rushed for 200+ yards	253, Darren Evans, vs. Maryland (11/06/08)
Rushed for 150-199 yards	157, J.C. Coleman, vs. Cincinnati (12/27/14)
Two players rushed for 100 yards	NC State (10/02/10)
	(Darren Evans, 160 yds. & Tyrod Taylor, 121 yds.)
Three players rushed for 100 yards	at South Carolina (10/12/74)
	Phil Rogers (120), Roscoe Coles (111) & George Heath (104)
Had 40+ carries	42, Cyrus Lawrence, vs. Memphis St. (10/03/81)
Had 30-39 carries	33, Travon McMillian, at Boston College (10/31/15)
Had 20-29 carries	22, Jerod Evans, vs. Arkansas (12/29/16)
Had two players with 20+ carries	Logan Thomas (23) & Trey Edmunds (22) vs. Marshall (9/21/13)
Rushed for 6 TDs	Tommy Francisco, vs. VMI (11/24/66)
Rushed for 5 TDs	Lee Suggs, at UCF (11/11/00)
Rushed for 4 TDs	Trey Edmunds, at Miami (11/09/13)
Rushed for 3 TDs	David Wilson, vs. Appalachian State (9/03/11)
Rushed for 2 TDs	Jerod Evans vs. Arkansas (12/29/16)
Passed for 500+ yards	504, Bryan Randall, at Syracuse (11/09/02)
Passed for 300-499 yards	372, Josh Jackson at ECU (9/16/17)
Passed for 200-299 yards	251, Josh Jackson vs. Clemson (9/30/17)
Two QBs each pass for 100+ yards	vs. Appalachian State (9/03/11)
	(Logan Thomas, 149 yds. & Mark Leal, 113 yds.)

Passed for 5 TDs	Josh Jackson, at ECU (9/16/17)
Passed for 4 TDs	Jerod Evans, vs. Liberty (9/03/16)
Passed for 3 TDs	Josh Jackson, vs. ODU (9/23/17)
Passed for 2 TDs	Josh Jackson, vs. Delaware (9/09/17)
Two QBs with 2 TD passes apiece	Logan Thomas and Mark Leal vs. Appalachian State (9/03/11)
Had 50+ pass attempts	56, Michael Brewer, vs. East Carolina (9/13/14)
Had 40-49 pass attempts	44, Josh Jackson vs. Clemson (9/30/17)
Had 30-39 pass attempts	30, Josh Jackson, vs. ODU (9/23/17)
Had 20-29 pass attempts	29, Josh Jackson, vs. Clemson (9/30/17)
Had 30+ pass completions	32, Jerod Evans, vs. Georgia Tech (11/12/16)
Had 20-29 pass completions	20, Josh Jackson, vs. ODU (9/23/17)
QB rush/pass for 100 yards	Logan Thoms vs. Duke (10/26/13)
	(101 rush, 214 pass)
Had 10+ receptions	14, Cam Phillips, at ECU (9/16/17)
Had 250+ yards receiving	279, Ernest Wilford, at Syracuse (11/09/02)
Had 200-249 yards receiving	227, Isaiah Ford, vs. Tulsa (12/26/15)
Had 100+ yards receiving	106, Cam Phillips, vs ODU (9/23/17)
Three players with 100+ receiving	at Pittsburgh (10/27/16)
	Isaiah Ford (143), Bucky Hodges (145), Cam Phillips (109)
Had 4 TD receptions	Ernest Wilford at Syracuse (11/09/02)
Had 3 TD receptions	Bucky Hodges, vs. Duke (4 OT) (10/24/15)
Had 2 TD receptions	Steven Peoples, vs. ODU (9/23/17)
Intercepted 3 passes	Kendall Fuller, vs. Duke (10/26/13)
Intercepted 2 passes	Greg Stroman, vs. Liberty (9/03/16)
Returned a KO for TD	Demetri Knowles, at North Carolina (10/06/12)
Returned punt for TD	Greg Stroman, vs. Delaware (9/09/17)
Returned an INT for TD	Andrew Motuapuaka, vs. Furman (9/12/15)
Returned a fumble for TD	Andrew Motuapuaka vs. Virginia (11/26/16)
Returned blocked punt for TD	Adonis Alexander, at Purdue (9/19/15)
Returned blocked FG for TD	Adonis Alexander vs. Duke (11/05/16)
Returned blocked PAT for 2 pts	Stephan Virgil, vs. East Carolina (8/30/08)
Blocked an extra point	Dadi Nicolas, vs. Miami (10/23/14)
Blocked a FG	Tim Settle, at ECU (9/16/17)
Blocked a punt	Cam Phillips, vs. East Carolina (9/24/16)
Scored a def. and special teams TD in a game	DeAngelo Hall vs. Arkansas St. (8/25/02) (49-yd. INT & 69-yd. PR)
Returned two punts for TDs	DeAngelo Hall vs. Syracuse (10/11/03) (58 & 60 yds.)
Successful 2-point conversion	vs. Duke (4 OT) (10/24/15)
	Travon McMillian, rush
Made 6 FGs	Joey Slye, at Pittsburgh (10/27/16)
Made 5 FGs	Chris Kinzer, vs. Vanderbilt (11/15/86)
Made 4 FGs	Joey Slye, at Boston College (10/31/15)
Made 3 FGs	Joey Slye, at ECU (9/16/17)
Kicked a 60+ FG	61, Wayne Latimer, vs. Florida State (10/11/1975)
Kicked a 50-59 FG	50, Joey Slye vs. Delaware (9/09/17)
Kicked a 40-49 FG	47, Joey Slye, vs. Miami (10/20/16)
Kicked two 40+ yards FGs in one game	Joey Slye, at Virginia (11/28/16)
Kicked a 70+ punt	75, Michael Branthover, at Duke (10/29/11)
Kicked a 60-69 punt	60, Mitchell Ludwig, vs. Clemson (12/03/16)



THE LAST TIME – OPPONENT

TEAM

Scored 70+ points	77, Alabama (10/27/73)
Scored 60-69 points	66, Washington & Lee (11/03/51)
Scored 50-59 points	52, Tulsa (12/26/15)
Scored 40-49 points	42, vs. Clemson (12/03/16)

Rushed for 500+ yards	748, Alabama (10/27/73)
Rushed for 400-499 yards	461, Alabama (11/18/72)
Rushed for 300-399 yards	309, vs. Georgia Tech (11/12/16)
Rushed for 200-299 yards	271, vs. West Virginia (9/03/17)
Had 50-99 yards rushing	64, vs. ODU (9/23/17)
Had FEWER than 50 yards rushing	46, vs. Arkansas (12/29/16)

Passed for 500+ yards	NEVER
Passed for 400-499 yards	450, at Syracuse (10/15/16)
Had 50-99 yards passing	85, vs. ODU (9/23/17)
Had FEWER than 50 yards passing	34, vs. Georgia Tech (11/12/16)

Had 800+ yards in total offense	833, Alabama (10/27/73)
Had 700-799 yards in total offense	NEVER
Had 600-699 yards in total offense	604, Syracuse (11/09/02)
Had 500-599 yards in total offense	592, vs. West Virginia (9/03/17)
Recorded a safety	Boston College [2] (10/18/08)
Recorded a defensive TD	vs. Clemson (9/30/17)
Shut out Tech	Cincinnati (9/16/95)
Blocked two kicks in a game	Duke (9/16/06)
Scored a special teams TD	Alabama (8/31/13)
Scored defensive & special teams TD	Alabama (8/31/13)

INDIVIDUAL

Rushed for 200+ yards	249, Duke Johnson, Miami (10/23/14)
Rushed for 150-199 yards	169, James Summers, East Carolina (9/26/15)
Rushed for 100-149 yards	106, Justin Crawford vs. WVU (9/03/17)
Two players rushed for 100 yards	vs. Georgia Tech (11/12/16)

Three players rushed for 100 yards	Marcus Marshall (143) & Matthew Jordan (142) NEVER
Had 40+ carries	44, Paul Palmer, Temple (10/18/86)
Had 35-39 carries	38, Derrick Knight, Boston College (11/22/03)
Rushed for 6 TDs	Willis McGahee, Miami (12/07/02)
Rushed for 5 TDs	NEVER
Rushed for 4 TDs	Chris Brantley, Rutgers (10/31/92)
Rushed for 3 TDs	James Connor, at Pittsburgh (10/27/16)
Rushed for 2 TDs	Deshaun Watson, vs. Clemson (12/03/16)

Passed for 500+ yards	NEVER
Passed for 400-499 yards	427, Shane Carden, East Carolina (9/13/14)
Passed for 300-399 yards	371, Will Grier vs. West Virginia (9/03/17)
Passed for 5 TDs	NEVER
Passed for 4 TDs	Thomas Sirk, Duke (4 OT) (10/29/11)
Passed for 3 TDs	Will Grier vs. West Virginia (9/03/17)

Had 50+ pass attempts	53, Will Grier vs. West Virginia (9/03/17)
Had 40-49 pass attempts	44, Dane Evans, Tulsa (12/26/15)
Had 30-39 pass attempts	30, Gardner Minshew, at ECU (9/16/17)
Had 30+ pass completions	30, Dominique Davis, East Carolina (9/18/10)
Had 20-29 pass comps	23, Deshaun Watson, vs. Clemson (12/03/16)

QB rush/pass for 100 yards	Eric Dungey, at Syracuse (10/15/16)
	311 yds passing, 109 yds rushing

Had 11+ receptions	13, Gary Jennings Jr., vs. West Virginia (9/03/17)
Had 250+ yards receiving	NEVER
Had 200-249 yards receiving	224, Cam Worthy, East Carolina (9/13/14)
Had 100+ yards receiving	107, Trevon Brown, at ECU (9/16/17)
Two players w/100+ yards receiving	at Syracuse (10/15/16)

Had 4 TD receptions	Ervin Phillips, 139 & Brisley Estime, 131 Chris Brantley, Rutgers (10/31/92)
Had 3 TD receptions	Coby Fleener, Stanford (1/03/11)
Had 2 TD receptions	David Stills V, vs. West Virginia (9/03/17)
Intercepted 3 passes	Aaron Beasley, West Virginia (9/22/94)
Intercepted 2 passes	Cordrea Tankersley, vs. Clemson, 2016 (12/03/16)

Returned a KO for TD	Christian Jones, Alabama (8/31/13)
Returned punt for TD	William Likely, Maryland (11/16/13)
Returned an INT for TD	Dorian O'Daniel, vs. Clemson (9/30/17)
Returned/recovered a fumble for TD	Alpha Jalloh, vs. Liberty (9/03/16)
Returned blocked punt for TD	T.J. Lee, East Carolina (8/30/08)
Returned blocked FG for TD	NEVER
Returned blocked PAT for 2 pts	Nigel Bradham, Florida State (12/04/10)
Blocked an extra point	Richard Ash, Western Michigan (9/27/14)
Blocked a FG	Nasir Adderley, vs. Delaware (9/09/17)
Blocked a punt	Gabriel Terry, Miami (11/1/2012)
2-point conversion	at Pittsburgh (10/27/16)

Made 6 FGs	NEVER
Made 5 FGs	Alex Henery, Nebraska (9/19/09)
Made 4 FGs	Will Snyderwine, Duke (9/19/09)
Made 3 FGs	Harrison Butker, vs. Georgia Tech (11/12/16)
Kicked a 60+ FG	NEVER
Kicked a 50-59 FG	51, Cole Murphy, at Syracuse (10/15/16)
Kicked two 50+ FGs	51 & 53, Ross Martin, Duke (10/26/13)
Kicked a 40-49 FG	40, Harrison Butker, vs. Georgia Tech (11/12/16)
Kicked a 70+ punt	76, Alex Henery, Nebraska (9/19/09)
Kicked a 60-69 punt	67, Nicholas Conte, vs. Virginia (11/26/16)

TURNOVERS

THE LAST TIME TECH...

Lost two fumbles	at North Carolina (10/08/16)
Lost three fumbles	vs. Miami (10/23/14)
Lost four fumbles	vs. Liberty (9/03/16)
Lost five or more fumbles	5, vs. Tennessee (9/10/16)
Threw three interceptions	at Miami, Brenden Motley (10/17/15)
Threw four interceptions	Logan Thomas vs. Duke (10/26/13)
Threw five interceptions	Maurice DeShazo vs. Virginia (11/19/94)
Threw six or more interceptions	7, vs. Florida St. (10/10/59)

THE LAST TIME AN OPPONENT...

Lost two fumbles	at ECU (9/16/17)
Lost three fumbles	North Carolina (OT) (11/21/15)
Lost four fumbles	Arkansas St. (8/25/02)
Lost five or more fumbles	5, Clemson (9/14/85)
Threw three interceptions	Arkansas (12/29/16)
Threw four interceptions	Duke (10/26/13)
Threw five interceptions	Georgia Tech (11/1/07)
Threw six or more interceptions	6, Rutgers (11/21/98)

17 FOOTBALL GAME NOTES

2017 STATISTICS
OVERALL: 4-1

ACC: 0-1

HOME: 2-1

AWAY: 1-0

NEUTRAL: 1-0

SCHEDULE & RESULTS

DATE	VT (RANK)	OPPONENT (RANK)	TV	LOCATION	TIME/RESULT	ATTEND.	TOP RUSHER	TOP PASSER	TOP RECEIVER	TOP TACKLER
Sept. 3	#21/22	vs. (22/20) West Virginia	ABC	FedExField, Landover, Md.	W, 31-24	67,489	Josh Jackson (11-101-1)	Josh Jackson (15-26-235-1)	Cam Phillips (7-138-1)	Andrew Motuapuaka (12)
Sept. 9	#18/18	Delaware	ACCNETWORK EXTRA	Blacksburg, Va.	W, 27-0	65,526	Jalen Holston (8-32-0)	Josh Jackson (16-28-222-2)	Cam Phillips (6-90-1)	Tremaine Edmunds (14)
Sept. 16	#16/16	at East Carolina	CBS SN	Greenville, N.C.	W, 64-17	43,776	Travon McMillian (11-72-0)	Josh Jackson (24-31-372-5)	Cam Phillips (14-189-3)	Mook Reynolds (10)
Sept. 23	#13/13	Old Dominion	ACCNETWORK EXTRA	Blacksburg, Va.	W, 38-0	65,632	Coleman Fox (11-66-0)	Josh Jackson (20-30-298-3)	Cam Phillips (7-108-0)	Tremaine Edmunds (6)
Sept. 30	#12/12	(2/2) Clemson*	ABC	Blacksburg, Va.	L, 17-31	65,632	Coleman Fox (5-39-0)	Josh Jackson (29-44-251-1)	Cam Phillips (7-74-1)	Terrell Edmunds/Reggie Floyd (10)
Oct. 7	#16/19	at Boston College*	ESPN2	Chestnut Hill, Mass.	7:15 PM					
Oct. 21		North Carolina* (HC)	TBA	Blacksburg, Va.	TBA					
Oct. 28		Duke*	TBA	Blacksburg, Va.	TBA					
Nov. 4		at Miami*	TBA	Miami Gardens, Fla.	TBA					
Nov. 11		at Georgia Tech*	TBA	Atlanta, Ga.	TBA					
Nov. 18		Pitt*	TBA	Blacksburg, Va.	TBA					
Nov. 24		at Virginia*	TBA	Charlottesville, Va.	TBA					
Dec. 2		ACC Championship	TBA	Bank of America Stadium	TBA					

Rankings listed (AP/USA Today/CFB Ranking) HC - Homecoming * - ACC Game

TEAM STATISTICS

	HOKIES	OPPONENT
SCORING	177	72
Points Per Game	35.4	14.4
Points Off Turnovers	27	14
FIRST DOWNS	119	74
Rushing	51	32
Passing	60	37
Penalty	8	5
RUSHING YARDAGE	963	578
Yards gained rushing	1039	716
Yards lost rushing	76	138
Rushing Attempts	220	179
Average Per Rush	4.4	3.2
Average Per Game	192.6	115.6
TDs Rushing	9	2
PASSING YARDAGE	1408	999
Comp-Att-Int	107-166-3	70-148-4
Average Per Pass	8.5	6.8
Average Per Catch	13.2	14.3
Average Per Game	281.6	199.8
TDs Passing	12	6
TOTAL OFFENSE	2371	1577
Total Plays	386	327
Average Per Play	6.1	4.8
Average Per Game	474.2	315.4
KICK RETURNS: #-Yards	10-243	3-42
PUNT RETURNS: #-Yards	15-163	3-1
INT RETURNS: #-Yards	4-73	3-22
KICK RETURN AVERAGE	24.3	14.0
PUNT RETURN AVERAGE	10.9	0.3
INT RETURN AVERAGE	18.2	7.3
FUMBLES-LOST	3-2	5-3
PENALTIES-Yards	20-169	35-260
Average Per Game	33.8	52.0
PUNTS-Yards	24-1051	42-1631
Average Per Punt	43.8	38.8
Net punt average	41.2	34.5
KICKOFFS-Yards	34-2197	17-1067
Average Per Kick	64.6	62.8
Net kick average	39.9	41.1
TIME OF POSSESSION/Game	32:11	27:49
3RD-DOWN Conversions	30/74	22/82
3rd-Down Pct	41%	27%
4TH-DOWN Conversions	5/7	4/6
4th-Down Pct	71%	67%
SACKS BY-Yards	12-78	6-35
MISC YARDS	0	31
TOUCHDOWNS SCORED	22	9
FIELD GOALS-ATTEMPTS	8-14	3-6
ON-SIDE KICKS	0-1	0-0
RED-ZONE SCORES	(20-24) 83%	(8-11) 73%
RED-ZONE TOUCHDOWNS	(14-24) 58%	(5-11) 45%
PAT-ATTEMPTS	(21-21) 100%	(9-9) 100%
ATTENDANCE	193790	43776
Games/Avg Per Game	3/64597	1/43776
Neutral Site Games		1/67489

SCORE BY QUARTERS

	1ST	2ND	3RD	4TH	TOTAL
Virginia Tech	20	50	62	45	177
Opponents	27	14	17	14	72

RUSHING

NAME	GP	ATT	GAIN	LOSS	NET	AVG	TD	LONG	AVG/G
Travon McMillian	5	38	193	2	191	5.0	1	19	38.2
Deshawn McCleese	5	34	157	0	157	4.6	2	16	31.4
Josh Jackson	5	41	191	34	157	3.8	1	46	31.4
Coleman Fox	3	24	143	4	139	5.8	1	21	46.3
Steven Peoples	4	36	137	4	133	3.7	2	12	33.2
AJ Bush	2	9	99	2	97	10.8	0	34	48.5
Jalen Holston	4	18	71	0	71	3.9	1	10	17.8
Sean Savoy	5	7	29	3	26	3.7	1	11	5.2
James Clark	3	3	11	9	2	0.7	0	8	0.7
C.J. Carroll	5	5	8	9	-1	-0.2	0	5	-0.2
TEAM	5	5	0	9	-9	-1.8	0	0	-1.8
Total	5	220	1039	76	963	4.4	9	46	192.6
Opponents	5	179	716	138	578	3.2	2	42	115.6

PASSING

NAME	GP	EFFIC	ATT-CMP-INT	PCT	YDS	TD	LONG	AVG/G
Josh Jackson	5	159.34	104-159-3	65.4	1378	12	70	275.6
AJ Bush	2	110.90	2-4-0	50.0	29	0	16	14.5
TEAM	5	0.00	0-1-0	0.0	0	0	0	0.0
Cam Phillips	5	0.00	0-1-0	0.0	0	0	0	0.0
Oscar Bradburn	5	108.40	1-1-0	100.0	1	0	1	0.2
C.J. Carroll	5	0.00	0-0-0	0.0	0	0	0	0.0
Total	5	155.95	107-166-3	64.5	1408	12	70	281.6
Opponents	5	111.97	70-148-4	47.3	999	6	76	199.8

RECEIVING

NAME	GP	NO.	YDS	AVG	TD	LONG	AVG/G
Cam Phillips	5	41	597	14.6	5	45	119.4
Sean Savoy	5	18	198	11.0	2	38	39.6
C.J. Carroll	5	10	124	12.4	1	35	24.8
Henri Murphy	3	6	89	14.8	0	20	29.7
Deshawn McCleese	5	6	53	8.8	0	24	10.6
Travon McMillian	5	5	84	16.8	2	70	16.8
Dalton Keene	5	4	28	7.0	0	14	5.6
Eric Kumah	5	4	22	5.5	0	9	4.4
Coleman Fox	3	4	13	3.2	0	13	4.3
Steven Peoples	4	3	73	24.3	2	43	18.2
Chris Cunningham	5	2	65	32.5	0	39	13.0
James Clark	3	2	42	21.0	0	34	14.0
Hezekiah Grimsley	4	2	20	10.0	0	13	5.0
Total	5	107	1408	13.2	12	70	281.6
Opponents	5	70	999	14.3	6	76	199.8

2017 STATISTICS

PUNT RETURNS

NAME	NO.	YDS	AVG	TD	LONG
Greg Stroman	13	159	12.2	1	61
C.J. Carroll	2	4	2.0	0	3
Total	15	163	10.9	1	61
Opponents	3	1	0.3	0	5

KICKOFF RETURNS

NAME	NO.	YDS	AVG	TD	LONG
Henri Murphy	5	113	22.6	0	30
James Clark	5	130	26.0	0	44
Total	10	243	24.3	0	44
Opponents	3	42	14.0	0	21

INTERCEPTIONS

NAME	NO.	YDS	AVG	TD	LONG
Greg Stroman	1	10	10.0	0	10
Divine Deablo	1	0	0.0	0	0
Trevon Hill	1	8	8.0	0	8
Terrell Edmunds	1	55	55.0	0	55
Total	4	73	18.2	0	55
Opponents	3	22	7.3	1	22

FUMBLE RETURNS

NAME	NO.	YDS	AVG	TD	LONG
Total	0	0	0.0	0	0
Opponents	0	0	0.0	0	0

PUNTING

NAME	NO.	YDS	AVG	LONG	TB	FC	I20	50+	BLKD
Oscar Bradburn	24	1051	43.8	54	3	11	6	6	0
Total	24	1051	43.8	54	3	11	6	6	0
Opponents	42	1631	38.8	53	1	20	7	6	0

KICKOFFS

NAME	NO.	YDS	AVG	TB	OB	RETN	NET	YDLN
Joey Slye	33	2132	64.6	32	0	23	39.7	25
Brian Johnson	1	65	65.0	0	0	19	46.0	19
Total	34	2197	64.6	32	0	42	39.9	25
Opponents	17	1067	62.8	5	2	243	41.1	23

FIELD GOALS

FIELD GOAL SEQUENCE BY PLAYER

NAME	FGM-FGA	PCT	01-19	20-29	30-39	40-49	50-99	LG	BLK
Joey Slye	8-14	57.1	0-0	3-4	3-5	1-3	1-2	50	1

FIELD GOAL SEQUENCE BY GAME

FG SEQUENCE	VIRGINIA TECH	OPPONENTS
West Virginia	(25),38,32	(34)
Delaware	(50),[46],51,(24)	28
East Carolina	(25),(34),(37)	(35),[47]
Old Dominion	27,(31)	-
Clemson	(43),45	(23),41
Boston College		
North Carolina		
Duke		
Miami		
Georgia Tech		
Pitt		
Virginia		

Numbers in (parentheses) indicate field goal was made.
Numbers in [brackets] indicate field goal was blocked.

SCORING

NAME	TD	FGS	KICK	RUSH	PAT				
					RCV	PASS	DXP	SAF	
Joey Slye	0	8-14	20-20	0-0	0	0-0	0	0	44
Cam Phillips	5	0-0	0-0	0-0	0	0-0	0	0	30
Steven Peoples	4	0-0	0-0	0-0	0	0-0	0	0	24
Travon McMillian	3	0-0	0-0	0-0	0	0-0	0	0	18
Sean Savoy	3	0-0	0-0	0-0	0	0-0	0	0	18
Deshawn McCleese	2	0-0	0-0	0-0	0	0-0	0	0	12
Coleman Fox	1	0-0	0-0	0-0	0	0-0	0	0	6
Josh Jackson	1	0-0	0-0	0-0	0	0-1	0	0	6
C.J. Carroll	1	0-0	0-0	0-0	0	0-0	0	0	6
Jalen Holston	1	0-0	0-0	0-0	0	0-0	0	0	6
Greg Stroman	1	0-0	0-0	0-0	0	0-0	0	0	6
Brian Johnson	0	0-0	1-1	0-0	0	0-0	0	0	1
Total	22	8-14	21-21	0-0	0	0-1	0	0	177
Opponents	9	3-6	9-9	0-0	0	0-0	0	0	72

ALL-PURPOSE

NAME	G	RUSH	REC	PR	KOR	IR	TOT	AVG/G
Cam Phillips	5	0	597	0	0	0	597	119.4
Travon McMillian	5	191	84	0	0	0	275	55.0
Sean Savoy	5	26	198	0	0	0	224	44.8
Deshawn McCleese	5	157	53	0	0	0	210	42.0
Steven Peoples	4	133	73	0	0	0	206	51.5
Henri Murphy	3	0	89	0	113	0	202	67.3
James Clark	3	2	42	0	130	0	174	58.0
Greg Stroman	5	0	0	159	0	10	169	33.8
Josh Jackson	5	157	0	0	0	0	157	31.4
Coleman Fox	3	139	13	0	0	0	152	50.7
C.J. Carroll	5	-1	124	4	0	0	127	25.4
AJ Bush	2	97	0	0	0	0	97	48.5
Jalen Holston	4	71	0	0	0	0	71	17.8
Chris Cunningham	5	0	65	0	0	0	65	13.0
Terrell Edmunds	5	0	0	0	0	55	55	11.0
Dalton Keene	5	0	28	0	0	0	28	5.6
Eric Kumah	5	0	22	0	0	0	22	4.4
Hezekiah Grimsley	4	0	20	0	0	0	20	5.0
Trevon Hill	5	0	0	0	0	8	8	1.6
TEAM	5	-9	0	0	0	0	-9	-1.8
Total	5	963	1408	163	243	73	2850	570.0
Opponents	5	578	999	1	42	22	1642	328.4

TOTAL OFFENSE

NAME	G	PLAYS	RUSH	PASS	TOTAL	AVG/G
Josh Jackson	5	200	157	1378	1535	307.0
Travon McMillian	5	38	191	0	191	38.2
Deshawn McCleese	5	34	157	0	157	31.4
Coleman Fox	3	24	139	0	139	46.3
Steven Peoples	4	36	133	0	133	33.2
AJ Bush	2	13	97	29	126	63.0
Jalen Holston	4	18	71	0	71	17.8
Sean Savoy	5	7	26	0	26	5.2
James Clark	3	3	2	0	2	0.7
Oscar Bradburn	5	1	0	1	1	0.2
C.J. Carroll	5	5	-1	0	-1	-0.2
TEAM	5	6	-9	0	-9	-1.8
Total	5	386	963	1408	2371	474.2
Opponents	5	327	578	999	1577	315.4

17 FOOTBALL GAME NOTES

2017 STATISTICS

2017 DEFENSIVE STATISTICS

NO.	NAME	GP-GS	TACKLES			TFL/YDS	SACKS NO-YARDS	PASS DEF			FR-YDS	FF	BLKD KICK	SAFETY
			SOLO	AST	TOTAL			INT-YDS	BRUP	QBH				
49	Tremaine Edmunds	5-5	18	24	42	4.5-26	1.5-19	.	.	1	.	2	.	
54	Andrew Motuapuaka	5-5	20	18	38	4.0-10	2.5-8	.	1	4	1-0	.	.	
6	Mook Reynolds	5-5	22	15	37	5.0-19	1.0-7	.	.	3	.	.	.	
21	Reggie Floyd	5-5	16	14	30	0.5-2	.	.	1	.	.	1	.	
25	Terrell Edmunds	5-5	16	14	30	1.5-9	1.0-9	1-55	3	
94	Trevon Hill	5-5	10	7	17	5.0-28	2.0-16	1-8	.	5	1-0	.	.	
8	Ricky Walker	5-5	5	11	16	1.5-4	.	.	.	5	.	.	.	
36	Adonis Alexander	3-2	14	2	16	2.0-8	1.0-7	.	3	
4	Tim Settle	5-5	6	7	13	4.0-11	2.0-5	.	1	1	.	.	1	
99	Vinny Mihota	5-5	4	6	10	2.0-7	0.5-2	
31	Brandon Facyson	5-3	4	5	9	1.0-1	.	.	2	
7D	Divine Deablo	4-0	6	2	8	1.5-6	0.5-5	1-0	3	
55	Jarrold Hewitt	4-0	2	5	7	1.5-3	.	.	.	1	1-0	.	.	
3	Greg Stroman	5-5	2	3	5	.	.	1-10	6	
24	Anthony Shegog	5-0	3	1	4	.	.	.	1	2	.	.	.	
20	Deon Newsome	5-0	1	2	3	.	.	.	1	
11	Houshun Gaines	4-0	2	1	3	.	.	.	1	1	.	.	.	
56	Sean Huelskamp	5-0	3	.	3	1	.	.	.	
28	Bryce Watts	5-0	2	1	3	.	.	.	1	
9D	Khalil Ladler	5-0	1	1	2	1.5-1	1	.	
96	Jimmie Taylor	4-0	1	1	2	0.5-1	
4D	Emmanuel Belmar	5-0	.	1	1	2	.	.	.	
40	Trey Skeens	3-0	.	1	1	
46	Joey Siye	5-0	1	.	1	
18	Raymon Minor	3-0	.	1	1	0.5-1	
43	Xavier Burke	2-0	.	1	1	0.5-1	
	Total	5-0	159	144	303	37-138	12-78	4-73	24	26	3-0	4	1	
	Opponents	5-0	190	252	442	28.0-84	6-35	3-22	15	21	2-0	2	1	

RUSHING TACKLES

NAME	TOTAL
Tremaine Edmunds	35
Andrew Motuapuaka	31
Reggie Floyd	21
Mook Reynolds	20
Terrell Edmunds	18
Ricky Walker	14
Trevon Hill	14
Tim Settle	11
Vinny Mihota	8
Jarrold Hewitt	7
Adonis Alexander	7
Brandon Facyson	5
Sean Huelskamp	3
Anthony Shegog	3
Houshun Gaines	2
Jimmie Taylor	2
Deon Newsome	2
Divine Deablo	2
Greg Stroman	2
Bryce Watts	1
Khalil Ladler	1
Xavier Burke	1
Raymon Minor	1
Emmanuel Belmar	1
Trey Skeens	1
TOTALS	213

PASSING TACKLES

NAME	TOTAL
Mook Reynolds	15
Terrell Edmunds	10
Reggie Floyd	8
Adonis Alexander	8
Divine Deablo	4
Tremaine Edmunds	4
Greg Stroman	3
Andrew Motuapuaka	3
Brandon Facyson	3
Ricky Walker	2
Houshun Gaines	1
Vinny Mihota	1
Trevon Hill	1
TOTALS	63

SPECIAL TEAMS TACKLES

NAME	T	KO	PUNT
Bryce Watts	2	0	2
Terrell Edmunds	1	1	0
Deon Newsome	1	0	1
Divine Deablo	1	0	1
Joey Siye	1	1	0
Brandon Facyson	1	0	1
Andrew Motuapuaka	1	0	1
Anthony Shegog	1	0	1
TOTALS	9	2	7

HOKIES ON COIN FLIPS

Virginia Tech is 3-2 in coin tosses this season.

GAME	FLIP	SCORE
West Virginia	WON	W, 31-24
Delaware	WON	W, 27-0
East Carolina	WON	W, 64-17
Old Dominion	LOST	W, 38-0
Clemson	LOST	L, 17-31
Boston College		
North Carolina		
Duke		
Miami		
Georgia Tech		
Pitt		
Virginia		

HOKIES ON OPENING OFFENSIVE DRIVES

GAME	1ST HALF	2ND HALF
West Virginia	Punt	Punt
Delaware	Punt	Punt
East Carolina	TOUCHDOWN	TOUCHDOWN
Old Dominion	Missed FG	TOUCHDOWN
Clemson	Punt	Fumble
Boston College		
North Carolina		
Duke		
Miami		
Georgia Tech		
Pitt		
Virginia		

HOKIES ON OPENING DEFENSIVE SERIES

GAME	1ST HALF	2ND HALF
West Virginia	Punt	FIELD GOAL
Delaware	Punt	INTERCEPTION
East Carolina	TOUCHDOWN	Punt
Old Dominion	Downs	Punt
Clemson	FIELD GOAL	Punt
Boston College		
North Carolina		
Duke		
Miami		
Georgia Tech		
Pitt		
Virginia		

2017 STATISTICS

BIG PLAYS (MORE THAN 20 YARDS)

20-YARD PLUS PLAYS

YARDS	TYPE	PLAYER(S)	OPPONENT
*70	Pass	Travon McMillian from Josh Jackson	East Carolina
*61	PR	Greg Stroman	Delaware
55	INT	Terrell Edmunds	Delaware
46	Rush	Josh Jackson	West Virginia
*45	Pass	Cam Phillips from Josh Jackson	East Carolina
44	KR	James Clark	West Virginia
*43	Pass	Steven Peoples from Josh Jackson	Old Dominion
43	PR	Greg Stroman	Clemson
39	Pass	Chris Cunningham from Josh Jackson	West Virginia
38	Pass	Sean Savoy from Josh Jackson	Delaware
35	Pass	C.J. Carroll from Josh Jackson	Clemson
34	Pass	James Clark from Josh Jackson	East Carolina
34	Rush	AJ Bush	East Carolina
*32	Pass	Cam Phillips from Josh Jackson	West Virginia
*31	Pass	Cam Phillips from Josh Jackson	East Carolina
*30	Pass	Sean Savoy from Josh Jackson	Clemson
30	KR	Henri Murphy	Old Dominion
29	Pass	C.J. Carroll from Josh Jackson	Delaware
29	Pass	Cam Phillips from Josh Jackson	Old Dominion
28	Pass	Cam Phillips from Josh Jackson	West Virginia
*28	Pass	Cam Phillips from Josh Jackson	Delaware
28	Pass	Cam Phillips from Josh Jackson	West Virginia
26	Pass	Chris Cunningham from Josh Jackson	Old Dominion
25	KR	James Clark	West Virginia
24	Rush	AJ Bush	East Carolina
24	Pass	Deshawn McCleese from Josh Jackson	Old Dominion
24	KR	James Clark	West Virginia
24	KR	Henri Murphy	Clemson
23	Pass	Cam Phillips from Josh Jackson	Old Dominion
23	Pass	Cam Phillips from Josh Jackson	Old Dominion
22	Pass	Cam Phillips from Josh Jackson	West Virginia
22	Pass	C.J. Carroll from Josh Jackson	Delaware
22	Pass	Cam Phillips from Josh Jackson	Delaware
22	Pass	Sean Savoy from Josh Jackson	West Virginia
22	KR	Henri Murphy	Clemson
21	KR	Henri Murphy	Clemson
21	Pass	Cam Phillips from Josh Jackson	Clemson
21		Coleman Fox	Old Dominion
21	KR	James Clark	East Carolina
20	Pass	Henri Murphy from Josh Jackson	Clemson

* touchdown scored on play

VT LONG PLAYS BY THE NUMBERS

LONG PLAYS BY YARDS	NO.	TD
100+	0	0
90-99	0	0
80-89	0	0
70-79	1	1
60-69	1	1
50-59	1	0
40-49	5	2
30-39	9	3
20-29	23	1

LONG PLAYS BY TYPE	NO.	TD
Rushing	4	0
Passing	25	7
Punt returns	2	1
Kick returns	8	0
Interceptions	1	0
Fumble returns	0	0
Other	0	0
TOTAL	40	8

20-YARD PLUS BY PLAYER

PLAYER	NO.	TD	R	P	KR	PR	IR	FR
Cam Phillips	12	4	0	12	0	0	0	0
James Clark	5	0	0	1	4	0	0	0
Henri Murphy	5	0	0	1	4	0	0	0
Sean Savoy	3	1	0	3	0	0	0	0
C.J. Carroll	3	0	0	3	0	0	0	0
Greg Stroman	2	1	0	0	0	2	0	0
AJ Bush	2	0	2	0	0	0	0	0
Chris Cunningham	2	0	0	2	0	0	0	0
Steven Peoples	1	1	0	1	0	0	0	0
Travon McMillian	1	1	0	1	0	0	0	0
Josh Jackson	1	0	1	0	0	0	0	0
Terrell Edmunds	1	0	0	0	0	0	1	0
Deshawn McCleese	1	0	0	1	0	0	0	0
Coleman Fox	1	0	1	0	0	0	0	0
TOTAL	40	8	4	25	8	2	1	0

VIRGINIA TECH'S LONGEST PLAYS OF THE YEAR

Rushing	46	Josh Jackson vs West Virginia (9/3/2017)
Rushing TD	12	Deshawn McCleese vs West Virginia (9/3/2017)
Passing	70	Travon McMillian from Josh Jackson vs. East Carolina (9/16/2017)
Passing TD	70	Travon McMillian from Josh Jackson vs. East Carolina (9/16/2017)
Punt Return	61	Greg Stroman vs Delaware (9/9/2017)
Kick Return	44	James Clark vs West Virginia (9/3/2017)
INT Return	55	Terrell Edmunds vs Delaware (9/9/2017)
Punt	54	Oscar Bradburn vs West Virginia (9/3/2017)
Field Goal	50	Joey Slye vs Delaware (9/9/2017)

MONEY PLAYS (PLAYS RESULTING IN A 1ST DOWN OR TD)

RUSHERS	1ST	TD	NO.	ATT
Travon McMillian	11	1	12	38
Josh Jackson	10	1	11	36
Coleman Fox	8	1	9	24
Steven Peoples	6	2	8	36
Deshawn McCleese	6	2	7	34
Jalen Holston	5	1	6	18
AJ Bush	3	0	3	9
Sean Savoy	1	1	2	7
James Clark	1	0	1	3
TOTALS	51	9	59	214
1st DOWN TOTALS	13	3	16	107
2nd DOWN TOTALS	24	4	27	78
3rd DOWN TOTALS	11	2	13	26
4th DOWN TOTALS	3	0	3	3

RECEIVERS	1ST	TD	NO.	ATT
Cam Phillips	27	5	27	41
Sean Savoy	8	2	9	18
C.J. Carroll	5	1	6	10
Henri Murphy	5	0	5	6
Deshawn McCleese	3	0	3	6
Steven Peoples	3	2	3	3
Dalton Keene	2	0	2	4
Chris Cunningham	2	0	2	2
Travon McMillian	1	2	2	5
James Clark	1	0	1	2
Hezekiah Grimsley	1	0	1	2
Eric Kumah	1	0	1	4
Coleman Fox	1	0	1	4
TOTALS	60	12	63	107
1st DOWN TOTALS	25	5	25	41
2nd DOWN TOTALS	17	4	19	36
3rd DOWN TOTALS	16	2	17	26
4th DOWN TOTALS	2	1	2	4

DRIVE START AVERAGES

OBTAINED	HOKIES		OPPONENTS	
	#	AVG	#	AVG
Kickoff	17	28.8	35	25.9
Punt	42	32.4	24	22.9
Field goal	3	24.3	6	37.0
Fumble	3	74.7	2	33.0
Interception	4	56.8	3	51.3
Downs	1	50.0	2	35.5
All drives	70	34.6	72	27.4

17 FOOTBALL GAME NOTES

2017 STATISTICS

SUPERLATIVES

MOST BY A HOKIE...

Rushes	13	Steven Peoples vs West Virginia (Sep 03, 2017)
		Steven Peoples vs Old Dominion (Sep 23, 2017)
Yards Rushing	101	Josh Jackson vs West Virginia (Sep 03, 2017)
TD Rushes	1	Travon McMillian vs West Virginia (Sep 03, 2017)
		Deshawn McCleese vs West Virginia (Sep 03, 2017)
		Josh Jackson vs West Virginia (Sep 03, 2017)
		Jalen Holston at East Carolina (Sep 16, 2017)
		Coleman Fox at East Carolina (Sep 16, 2017)
		Steven Peoples at East Carolina (Sep 16, 2017)
		Deshawn McCleese vs Old Dominion (Sep 23, 2017)
		Steven Peoples vs Old Dominion (Sep 23, 2017)
		Sean Savoy vs Clemson (Sep 30, 2017)
Long Rush	46	Josh Jackson vs West Virginia (Sep 03, 2017)
Pass attempts	44	Josh Jackson vs Clemson (Sep 30, 2017)
Pass completions	29	Josh Jackson vs Clemson (Sep 30, 2017)
Yards Passing	372	Josh Jackson at East Carolina (Sep 16, 2017)
TD Passes	5	Josh Jackson at East Carolina (Sep 16, 2017)
Long Pass	70	Josh Jackson at East Carolina (Sep 16, 2017)
Receptions	14	Cam Phillips at East Carolina (Sep 16, 2017)
Yards Receiving	189	Cam Phillips at East Carolina (Sep 16, 2017)
TD Receptions	3	Cam Phillips at East Carolina (Sep 16, 2017)
Long Reception	70	Travon McMillian at East Carolina (Sep 16, 2017)
Field Goals	3	Joey Slye at East Carolina (Sep 16, 2017)
Long Field Goal	50	Joey Slye vs Delaware (Sep 09, 2017)
Punts	8	Oscar Bradburn vs West Virginia (Sep 03, 2017)
Punting Avg	46.5	Oscar Bradburn vs West Virginia (Sep 03, 2017)
Long Punt	54	Oscar Bradburn vs West Virginia (Sep 03, 2017)
Punts inside 20	3	Oscar Bradburn vs West Virginia (Sep 03, 2017)
Long Punt Return	61	Greg Stroman vs Delaware (Sep 09, 2017)
Long Kickoff Return	44	James Clark vs West Virginia (Sep 03, 2017)
Tackles	14	Tremaine Edmunds vs Delaware (Sep 09, 2017)
Sacks	1.5	Tremaine Edmunds vs Delaware (Sep 09, 2017)
Tackles For Loss	4.0	Tremaine Edmunds vs Delaware (Sep 09, 2017)
Interceptions	1	Trevon Hill vs West Virginia (Sep 03, 2017)
		Terrell Edmunds vs Delaware (Sep 09, 2017)
		Greg Stroman at East Carolina (Sep 16, 2017)
		Divine Deablo vs Old Dominion (Sep 23, 2017)

VIRGINIA TECH GAME HIGHS

Rushes	62	at East Carolina (Sep 16, 2017)
Yards Rushing	287	at East Carolina (Sep 16, 2017)
Yards Per Rush	5.2	vs West Virginia (Sep 03, 2017)
TD Rushes	3	vs West Virginia (Sep 03, 2017)
		at East Carolina (Sep 16, 2017)
Pass attempts	45	vs Clemson (Sep 30, 2017)
Pass completions	30	vs Clemson (Sep 30, 2017)
Yards Passing	388	at East Carolina (Sep 16, 2017)
Yards Per Pass	11.8	at East Carolina (Sep 16, 2017)
TD Passes	5	at East Carolina (Sep 16, 2017)
Total Plays	95	at East Carolina (Sep 16, 2017)
Total Offense	675	at East Carolina (Sep 16, 2017)
Yards Per Play	7.1	at East Carolina (Sep 16, 2017)
Points	64	at East Carolina (Sep 16, 2017)
Sacks By	4	vs Delaware (Sep 09, 2017)
First Downs	34	at East Carolina (Sep 16, 2017)
Penalties	7	at East Carolina (Sep 16, 2017)
Penalty Yards	69	at East Carolina (Sep 16, 2017)
Turnovers	3	vs Clemson (Sep 30, 2017)
Interceptions By	1	vs West Virginia (Sep 03, 2017)
		vs Delaware (Sep 09, 2017)
		at East Carolina (Sep 16, 2017)
		vs Old Dominion (Sep 23, 2017)
Punts	8	vs West Virginia (Sep 03, 2017)
Punting Avg	46.5	vs West Virginia (Sep 03, 2017)
Long Punt	54	vs West Virginia (Sep 03, 2017)
Punts inside 20	3	vs West Virginia (Sep 03, 2017)
Long Punt Return	61	vs Delaware (Sep 09, 2017)

MOST BY AN OPPONENT...

Rushes	19	K. BRYANT, vs Clemson (Sep 30, 2017)
Yards Rushing	106	Crawford, J, vs West Virginia (Sep 03, 2017)
TD Rushes	1	FULLER, vs Clemson (Sep 30, 2017)
		FEASTER, vs Clemson (Sep 30, 2017)
Long Rush	42	Crawford, J, vs West Virginia (Sep 03, 2017)
Pass attempts	53	Grier, Will, vs West Virginia (Sep 03, 2017)
Pass completions	31	Grier, Will, vs West Virginia (Sep 03, 2017)
Yards Passing	371	Grier, Will, vs West Virginia (Sep 03, 2017)
TD Passes	3	Grier, Will, vs West Virginia (Sep 03, 2017)
Long Pass	76	MINSHEW, Grdnr, at East Carolina (Sep 16, 2017)
Receptions	13	Jennings Jr., G, vs West Virginia (Sep 03, 2017)
Yards Receiving	189	Jennings Jr., G, vs West Virginia (Sep 03, 2017)
TD Receptions	2	Sills V, David, vs West Virginia (Sep 03, 2017)
Long Reception	76	BROWN, Trevon, at East Carolina (Sep 16, 2017)
Field Goals	1	Molina, Mike, vs West Virginia (Sep 03, 2017)
		VERITY, Jake, at East Carolina (Sep 16, 2017)
		AL. SPENCE, vs Clemson (Sep 30, 2017)
Long Field Goal	35	VERITY, Jake, at East Carolina (Sep 16, 2017)
Punts	10	Nick Pritchard, vs Delaware (Sep 09, 2017)
		CATE, Bailey, vs Old Dominion (Sep 23, 2017)
Punting Avg	41.5	CATE, Bailey, vs Old Dominion (Sep 23, 2017)
Long Punt	53	SPIERS, vs Clemson (Sep 30, 2017)
Punts inside 20	3	CATE, Bailey, vs Old Dominion (Sep 23, 2017)
Long Punt Return	5	Jamie Jarmon, vs Delaware (Sep 09, 2017)
Long Kickoff Return	21	HOWE, Hussein, at East Carolina (Sep 16, 2017)
Tackles	11	FULP, Bobby, at East Carolina (Sep 16, 2017)
		WILLIAMS, D., vs Old Dominion (Sep 23, 2017)
		J.D. DAVIS, vs Clemson (Sep 30, 2017)
Sacks	1.0	Bilal Nichols, vs Delaware (Sep 09, 2017)
		WARD, Tim, vs Old Dominion (Sep 23, 2017)
		O'DANIEL, vs Clemson (Sep 30, 2017)
		SIMMONS, vs Clemson (Sep 30, 2017)
Tackles For Loss	2.5	A. BRYANT, vs Clemson (Sep 30, 2017)
Interceptions	1	CARTER, Sean, vs Old Dominion (Sep 23, 2017)
		O'DANIEL, vs Clemson (Sep 30, 2017)
		A. BRYANT, vs Clemson (Sep 30, 2017)

OPPONENT GAME HIGHS

Rushes	46	vs Delaware (Sep 09, 2017)
Yards Rushing	221	vs West Virginia (Sep 03, 2017)
Yards Per Rush	6.3	vs West Virginia (Sep 03, 2017)
TD Rushes	2	vs Clemson (Sep 30, 2017)
Pass attempts	54	vs West Virginia (Sep 03, 2017)
Pass completions	31	vs West Virginia (Sep 03, 2017)
Yards Passing	371	vs West Virginia (Sep 03, 2017)
Yards Per Pass	8.9	vs Clemson (Sep 30, 2017)
TD Passes	3	vs West Virginia (Sep 03, 2017)
Total Plays	89	vs West Virginia (Sep 03, 2017)
Total Offense	592	vs West Virginia (Sep 03, 2017)
Yards Per Play	6.7	vs West Virginia (Sep 03, 2017)
Points	31	vs Clemson (Sep 30, 2017)
Sacks By	2	vs Clemson (Sep 30, 2017)
First Downs	29	vs West Virginia (Sep 03, 2017)
Penalties	11	vs Delaware (Sep 09, 2017)
Penalty Yards	84	vs Delaware (Sep 09, 2017)
Turnovers	3	at East Carolina (Sep 16, 2017)
Interceptions By	2	vs Clemson (Sep 30, 2017)
Punts	10	vs Delaware (Sep 09, 2017)
		vs Old Dominion (Sep 23, 2017)
Punting Avg	41.5	vs Old Dominion (Sep 23, 2017)
Long Punt	53	vs Clemson (Sep 30, 2017)
Punts inside 20	3	vs Old Dominion (Sep 23, 2017)
Long Punt Return	5	vs Delaware (Sep 09, 2017)

2017 STATISTICS

VIRGINIA TECH MISCELLANEOUS STATS

3RD-DOWN CONVERSIONS

DATE	OPPONENT	SCORE	OVERALL	1ST QTR	2ND QTR	3RD QTR	4TH QTR
Sept. 3	vs West Virginia	W 31-24	3-15 20.0%	0-4 0.0%	2-5 40.0%	1-3 33.3%	0-3 0.0%
Sept. 9	Delaware	W 27-0	3-11 27.3%	1-3 33.3%	0-3 0.0%	0-2 0.0%	2-3 66.7%
Sept. 16	at East Carolina	W 64-17	9-15 60.0%	4-5 80.0%	1-4 25.0%	2-2 100.0%	2-4 50.0%
Sept. 23	Old Dominion	W 38-0	11-18 61.1%	3-6 50.0%	2-3 66.7%	4-5 80.0%	2-4 50.0%
Sept. 30	Clemson	L 17-31	4-15 26.7%	1-5 20.0%	1-3 33.3%	0-3 0.0%	2-4 50.0%
Oct. 7	at Boston College						
Oct. 21	North Carolina						
Oct. 28	Duke						
Nov. 4	at Miami						
Nov. 11	at Georgia Tech						
Nov. 18	Pitt						
Nov. 24	at Virginia						
Virginia Tech			30-74 40.5%	9-23 39.1%	6-18 33.3%	7-15 46.7%	8-18 44.4%
Opponents			22-82 26.8%	10-24 41.7%	3-20 15.0%	6-20 30.0%	3-18 16.7%

4TH-DOWN CONVERSIONS

DATE	OPPONENT	SCORE	OVERALL	1ST QTR	2ND QTR	3RD QTR	4TH QTR
Sept. 3	vs West Virginia	W 31-24	1-1 100.0%	1-1 100.0%	0-0 0.0%	0-0 0.0%	0-0 0.0%
Sept. 9	Delaware	W 27-0	0-0 0.0%	0-0 0.0%	0-0 0.0%	0-0 0.0%	0-0 0.0%
Sept. 16	at East Carolina	W 64-17	1-1 100.0%	0-0 0.0%	0-0 0.0%	0-0 0.0%	1-1 100.0%
Sept. 23	Old Dominion	W 38-0	0-0 0.0%	0-0 0.0%	0-0 0.0%	0-0 0.0%	0-0 0.0%
Sept. 30	Clemson	L 17-31	3-5 60.0%	0-0 0.0%	0-0 0.0%	1-3 33.3%	2-2 100.0%
Oct. 7	at Boston College						
Oct. 21	North Carolina						
Oct. 28	Duke						
Nov. 4	at Miami						
Nov. 11	at Georgia Tech						
Nov. 18	Pitt						
Nov. 24	at Virginia						
Virginia Tech			5-7 71.4%	1-1 100.0%	0-0 0.0%	1-3 33.3%	3-3 100.0%
Opponents			4-6 66.7%	0-1 0.0%	1-2 50.0%	1-1 100.0%	2-2 100.0%

TIME OF POSSESSION

DATE	OPPONENT	SCORE	OVERALL	1ST QTR	2ND QTR	3RD QTR	4TH QTR
Sept. 3	vs West Virginia	W 31-24	31:00	7:24	6:32	7:22	9:42
Sept. 9	Delaware	W 27-0	23:13	2:33	7:13	4:39	8:48
Sept. 16	at East Carolina	W 64-17	39:13	8:18	11:57	9:56	9:02
Sept. 23	Old Dominion	W 38-0	38:15	9:03	7:02	10:00	12:10
Sept. 30	Clemson	L 17-31	29:16	8:28	7:20	5:52	7:36
Oct. 7	at Boston College						
Oct. 21	North Carolina						
Oct. 28	Duke						
Nov. 4	at Miami						
Nov. 11	at Georgia Tech						
Nov. 18	Pitt						
Nov. 24	at Virginia						
Virginia Tech Total			160:57	35:46	40:04	37:49	47:18
Avg.			32:11	7:09	8:00	7:33	9:27
Opponents Total			139:03	39:14	34:56	37:11	27:42
Avg.			27:48	7:50	6:59	7:26	5:32

RED ZONE STATS

VIRGINIA TECH INSIDE OPPONENT RED-ZONE

DATE	OPPONENT	SCORE	TIMES		TOTAL PTS	TDS	RUSH TDS	PASS TDS	FGS MADE	FGA	FAILED TO SCORE INSIDE RZ				GAME
			IN RZ	SCORED							DNWS	INT	FUMB	HALF	
Sept. 3	vs West Virginia	W 31-24	6	4	24	3	3	0	1	2	0	0	0	0	0
Sept. 9	Delaware	W 27-0	2	2	10	1	0	1	1	0	0	0	0	0	0
Sept. 16	at East Carolina	W 64-17	8	8	44	5	3	2	3	0	0	0	0	0	0
Sept. 23	Old Dominion	W 38-0	6	5	31	4	2	2	1	1	0	0	0	0	0
Sept. 30	Clemson	L 17-31	2	1	7	1	1	0	0	0	1	0	0	0	0
Oct. 7	at Boston College														
Oct. 21	North Carolina														
Oct. 28	Duke														
Nov. 4	at Miami														
Nov. 11	at Georgia Tech														
Nov. 18	Pitt														
Nov. 24	at Virginia														
Totals 20 of 24 (83.3%)			24	20	116	14	9	5	6	3	1	0	0	0	0

VIRGINIA TECH INSIDE OPPONENT RED-ZONE

DATE	OPPONENT	SCORE	TIMES		TOTAL PTS	TDS	RUSH TDS	PASS TDS	FGS MADE	FGA	FAILED TO SCORE INSIDE RZ				GAME
			IN RZ	SCORED							DNWS	INT	FUMB	HALF	
Sept. 3	vs West Virginia	W 31-24	4	3	17	2	0	2	1	0	0	0	0	1	0
Sept. 9	Delaware	W 27-0	2	0	0	0	0	0	0	1	0	1	0	0	0
Sept. 16	at East Carolina	W 64-17	2	2	10	1	0	1	1	0	0	0	0	0	0
Sept. 23	Old Dominion	W 38-0	0	0	0	0	0	0	0	0	0	0	0	0	0
Sept. 30	Clemson	L 17-31	3	3	17	2	2	0	1	0	0	0	0	0	0
Oct. 7	at Boston College														
Oct. 21	North Carolina														
Oct. 28	Duke														
Nov. 4	at Miami														
Nov. 11	at Georgia Tech														
Nov. 18	Pitt														
Nov. 24	at Virginia														
Totals 8 of 11 (72.7%)			11	8	44	5	2	3	3	1	0	1	0	1	0

17 FOOTBALL GAME NOTES

2017 STATISTICS

SCORING DRIVES

VIRGINIA TECH SCORING

OPPONENT	SCORING PLAY	PLAYS-YDS.-TOP
1 West Virginia	FG Slye, Joey 25	12-58-4:46
2 West Virginia	Jackson, J 5 Rush (Slye, Joey)	8-47-2:55
3 West Virginia	McCleave, D 12 Rush (Slye, Joey)	4-71-1:28
3 West Virginia	Phillips, C 32 Pass From Jackson, J (Slye, Joey)	1-32-0:08
4 West Virginia	McMillian, T 3 Rush (Slye, Joey)	6-82-2:23
1 Delaware	Stroman, G 61 Punt Return (Slye, Joey)	-
2 Delaware	FG Slye, Joey 50	8-40-3:25
2 Delaware	McMillian, T 4 Pass From Jackson, J (Slye, Joey)	6-80-1:39
4 Delaware	Phillips, C 28 Pass From Jackson, J (Slye, Joey)	6-66-2:32
4 Delaware	FG Slye, Joey 24	4-3-1:19
1 East Carolina	Peoples, S 1 Rush (Slye, Joey)	12-84-4:09
2 East Carolina	Phillips, C 10 Pass From Jackson, J (Slye, Joey)	13-79-4:23
2 East Carolina	FG Slye, Joey 25	11-56-3:25
2 East Carolina	FG Slye, Joey 34	13-62-5:40
2 East Carolina	FG Slye, Joey 37	4-8-1:03
3 East Carolina	Phillips, C 31 Pass From Jackson, J (pass failed)	6-75-2:07
3 East Carolina	McMillian, T 70 Pass From Jackson, J (Slye, Joey)	1-70-0:10
3 East Carolina	Phillips, C 45 Pass From Jackson, J (Slye, Joey)	6-70-2:13
3 East Carolina	Savoy, S 9 Pass From Jackson, J (Slye, Joey)	4-32-1:37
3 East Carolina	Holston, J 1 Rush (Slye, Joey)	7-62-3:49
4 East Carolina	Fox, C 5 Rush (Johnson, B)	2-34-0:51
1 Old Dominion	FG Slye, Joey 31	7-35-2:29
2 Old Dominion	Peoples, S 17 Pass From Jackson, J (Slye, Joey)	2-41-0:36
2 Old Dominion	Peoples, S 1 Rush (Slye, Joey)	11-79-3:04
3 Old Dominion	Peoples, S 43 Pass From Jackson, J (Slye, Joey)	3-70-1:06
3 Old Dominion	Carroll, C.J. 5 Pass From Jackson, J (Slye, Joey)	11-59-4:36
4 Old Dominion	McCleave, D 5 Rush (Slye, Joey)	9-64-4:03
2 Clemson	FG Slye, Joey 43	10-52-4:37
4 Clemson	Savoy, S 2 Rush (Slye, Joey)	1-2-0:04
4 Clemson	Savoy, S 30 Pass From Jackson, J (Slye, Joey)	11-72-3:42
Totals		199-1585-74:19
Average Scoring Drive		6.9 plays-54.7 yds.

30 Total Scores (9 Run, 12 Pass, 8 FG, 1 S.T., 0 Safety, 0 Defense)
 4 First Quarter Scores (1 Run, 0 Pass, 2 FG, 1 S.T., 0 Safety, 0 Defense)
 10 Second Quarter Scores (2 Run, 3 Pass, 5 FG, 0 S.T., 0 Safety, 0 Defense)
 9 Third Quarter Scores (2 Run, 7 Pass, 0 FG, 0 S.T., 0 Safety, 0 Defense)
 7 Fourth Quarter Scores (4 Run, 2 Pass, 1 FG, 0 S.T., 0 Safety, 0 Defense)
 0 Overtime Scores (0 Run, 0 Pass, 0 FG, 0 S.T., 0 Safety, 0 Defense)

Most plays in a scoring drive: 13 plays - vs. East Carolina (13-62-5:40 FG) & vs. East Carolina (13-79-4:23 TD)
Longest scoring drive: 84 yards - vs. East Carolina (12-84-4:09 TD)
Longest TOP scoring drive: 5:40 - vs. East Carolina (13-62-5:40 FG)
Average TOP on offensive scoring drives: 2:33

OPPONENT SCORING

OPPONENT	SCORING PLAY	PLAYS-YDS.-TOP
2 West Virginia	Sills V, David 11 Pass From Grier, Will (Molina, Mike)	10-86-4:34
3 West Virginia	FG Molina, Mike 34	7-58-2:33
3 West Virginia	Sills V, David 10 Pass From Grier, Will (Molina, Mike)	8-79-2:49
4 West Virginia	Jennings Jr., G 60 Pass From Grier, Will (Molina, Mike)	2-73-0:29
1 East Carolina	GRAYSON, Davon 9 Pass From MINSHEW, Grdnr (VERITY, Jake)	7-75-2:07
1 East Carolina	BROWN, Trevon 76 Pass From MINSHEW, Grdnr (VERITY, Jake)	2-75-0:49
1 East Carolina	FG VERITY, Jake 35	10-63-3:46
1 Clemson	FG AL. SPENCE 23	10-47-3:34
1 Clemson	FEASTER 60 Pass From K. BRYANT (AL. SPENCE)	3-66-1:20
2 Clemson	FULLER 1 Rush (AL. SPENCE)	6-75-1:51
3 Clemson	FEASTER 1 Rush (AL. SPENCE)	10-51-5:43
4 Clemson	O'DANIEL 22 Interception Return (AL. SPENCE)	-

Totals **75-748-29:35**
Average Scoring Drive **6.8 plays-68.0 yds.**

12 Total Scores (2 Run, 6 Pass, 3 FG, 0 S.T., 0 Safety, 1 Defense)
 5 First Quarter Scores (0 Run, 3 Pass, 2 FG, 0 S.T., 0 Safety, 0 Defense)
 2 Second Quarter Scores (1 Run, 1 Pass, 0 FG, 0 S.T., 0 Safety, 0 Defense)
 3 Third Quarter Scores (1 Run, 1 Pass, 1 FG, 0 S.T., 0 Safety, 0 Defense)
 2 Fourth Quarter Scores (0 Run, 1 Pass, 0 FG, 1 S.T., 0 Safety, 1 Defense)
 0 Overtime Scores (0 Run, 0 Pass, 0 FG, 0 S.T., 0 Safety, 0 Defense)

Most plays in a scoring drive: 10 plays - vs. Clemson (10-47-3:34 FG) & 10 plays - vs. Clemson (10-51-5:43 TD) & 10 plays - vs. West Virginia (10-86-4:34 TD) & 10 plays - vs. East Carolina (10-63-3:46 FG)

Longest scoring drive: 86 yards - vs. West Virginia (10-86-4:34 TD)
Longest TOP scoring drive: 5:43 - vs. Clemson (10-51-5:43 TD)
Average TOP on offensive scoring drives: 2:41

2017 STATISTICS

OFFENSIVE GAME-BY-GAME

PASSING

#17 JACKSON, J	ATT	COMP	INT	PCT	YARDS	TD	LONG	SACK	YDS	EFFIC
West Virginia	26	15	0	57.7	235	1	39	1	2	146.3
Delaware	28	16	0	57.1	222	2	38	1	5	147.3
East Carolina	31	24	0	77.4	372	5	70	1	11	231.4
Old Dominion	30	20	1	66.7	298	3	43	1	3	176.4
Clemson	44	29	2	65.9	251	1	35	1	6	112.2
TOTALS	159	104	3	65.4	1378	12	70	5	27	159.3

#60 BUSH, AJ

#60 BUSH, AJ	ATT	COMP	INT	PCT	YARDS	TD	LONG	SACK	YDS	EFFIC
East Carolina	2	1	0	50.0	16	0	16	0	0	117.2
Old Dominion	2	1	0	50.0	13	0	13	0	0	104.6
TOTALS	4	2	0	50.0	29	0	16	0	0	110.9

#91 BRADBURN, O

#91 BRADBURN, O	ATT	COMP	INT	PCT	YARDS	TD	LONG	SACK	YDS	EFFIC
Clemson	1	1	0	100.0	1	0	1	0	0	108.4
TOTALS	1	1	0	100.0	1	0	1	0	0	108.4

#TM TEAM

#TM TEAM	ATT	COMP	INT	PCT	YARDS	TD	LONG	SACK	YDS	EFFIC
Delaware	1	0	0	0.0	0	0	0	0	0	0.0
TOTALS	1	0	0	0.0	0	0	0	0	0	0.0

#5 PHILLIPS, C

#5 PHILLIPS, C	ATT	COMP	INT	PCT	YARDS	TD	LONG	SACK	YDS	EFFIC
West Virginia	1	0	0	0.0	0	0	0	0	0	0.0
TOTALS	1	0	0	0.0	0	0	0	0	0	0.0

RUSHING

PLAYER	NO-YDS/TD	WVU	DEL	ECU	ODU	CU	BC	UNC	DUKE	MIAMI	GT	PITT	UVA
McMillian, T RB	38-191/1	9-34/1	5-15/0	11-72/0	7-41/0	6-29/0							
Jackson, J QB	41-157/1	11-101/1	8-19/0	3--5/0	10-29/0	9-13/0							
McCleese, D RB	34-157/2	8-51/1	3-7/0	11-55/0	9-35/1	3-9/0							
Fox, C RB	24-139/1	DNP	DNP	8-34/1	11-66/0	5-39/0							
Peoples, S RB	36-133/2	13-39/0	2-6/0	8-26/1	13-62/1	DNP							
Bush, AJ QB	9-97/0	DNP	DNP	5-66/0	4-31/0	DNP							
Holston, J RB	18-71/1	-	8-32/0	10-39/1	DNP	-							
Savoy, S WR	7-26/1	3-6/0	-	1-1/0	1-11/0	2-8/1							
Clark, J WR	3-2/0	1-3/0	-	2--1/0	DNP	DNP							
Carroll, C.J. WR	5--1/0	-	1-2/0	1-5/0	-	3--8/0							
TEAM	5--9/0	-	1-0/0	2--5/0	2--4/0	-							

RECEIVING

PLAYER	NO-YDS/TD	WVU	DEL	ECU	ODU	CU	BC	UNC	DUKE	MIAMI	GT	PITT	UVA
Phillips, C WR	41-597/5	7-138/1	6-90/1	14-189/3	7-106/0	7-74/0							
Savoy, S WR	18-198/2	4-42/0	4-63/0	4-30/1	2-28/0	4-35/1							
Carroll, C.J. WR	10-124/1	2-13/0	3-56/0	-	2-10/1	3-45/0							
Murphy, H WR	6-89/0	DNP	DNP	2-29/0	1-17/0	3-43/0							
McMillian, T RB	5-84/2	1-3/0	1-4/1	1-70/1	-	2-7/0							
Peoples, S RB	3-73/2	-	-	-	3-73/2	DNP							
Cunningham, C TE	2-65/0	1-39/0	-	-	1-26/0	-							
McCleese, D RB	6-53/0	-	1-1/0	1-15/0	2-23/0	2-14/0							
Clark, J WR	2-42/0	-	1-8/0	1-34/0	DNP	DNP							
Keene, D TE	4-28/0	-	-	1-14/0	1-10/0	2-4/0							
Kumah, E WR	4-22/0	-	-	-	1-5/0	3-17/0							
Grimsley, H WR	2-20/0	DNP	-	1-7/0	1-13/0	-							
Fox, C RB	4-13/0	DNP	DNP	-	-	4-13/0							

17 FOOTBALL GAME NOTES

2017 STATISTICS

DEFENSIVE GAME-BY-GAME

TOTAL TACKLES

PLAYER	UA-A	TOT	WVU	DEL	ECU	ODU	CU	BC	UNC	DUKE	MIAMI	GT	PITT	UVA
Edmunds, Tr LB	18-24	42	5-2	6-8	3-3	2-4	2-7							
Motuapuaka, A LB	20-18	38	9-3	1-7	3-3	2-1	5-4							
Reynolds, M DB	22-15	37	5-1	5-6	6-4	4-1	2-3							
Floyd, R DB	16-14	30	4-1	5-5	0-1	1-3	6-4							
Edmunds, Te	16-14	30	6-1	4-4	3-0	1-1	2-8							
Hill, T DE	10-7	17	2-2	1-2	2-1	1-0	4-2							
Alexander, A CB	14-2	16	9-0	3-2	DNP	DNP	2-0							
Walker, R DT	5-11	16	1-1	2-2	0-1	1-4	1-3							
Settle, T DT	6-7	13	2-0	1-0	1-0	1-2	1-5							
Mihota, V DL	4-6	10	1-0	1-3	0-1	1-1	1-1							
Facyson, B CB	4-5	9	0-1	-	0-1	2-2	2-1							
Deablo, D DB	6-2	8	6-0	0-1	0-1	-	DNP							
Hewitt, J DT	2-5	7	-	0-1	1-2	1-2	DNP							
Stroman, G DB	2-3	5	0-2	1-0	1-0	0-1	-							
Shegog, A LB	3-1	4	1-1	-	2-0	-	-							
Watts, B DB	2-1	3	-	-	1-1	1-0	-							
Newsome, D DB	1-2	3	-	1-0	0-1	-	0-1							
Gaines, H DE	2-1	3	1-1	-	1-0	-	DNP							
Huelskamp, S LB	3-0	3	-	-	3-0	-	-							
Taylor, J DE	1-1	2	-	1-0	0-1	-	DNP							
Ladler, K DB	1-1	2	-	-	1-1	-	-							
Skeens, T	0-1	1	-	0-1	DNP	DNP	-							
Belmar, E DL	0-1	1	-	-	-	-	0-1							
Burke, X DL	0-1	1	DNP	DNP	0-1	-	DNP							
Minor, R DL	0-1	1	DNP	-	0-1	-	DNP							
Slye, Joey	1-0	1	-	-	1-0	-	-							

SACKS

PLAYER	UA-A	TOT	WVU	DEL	ECU	ODU	CU	BC	UNC	DUKE	MIAMI	GT	PITT	UVA
Motuapuaka, A LB	2-1	2.5	1.0-2	-	0.5-5	1.0-1	-							
Hill, T DE	2-0	2.0	-	-	1.0-9	-	1.0-7							
Settle, T DT	2-0	2.0	1.0-4	-	-	-	1.0-1							
Edmunds, Tr LB	1-1	1.5	-	1.5-19	-	-	-							
Alexander, A CB	1-0	1.0	-	-	DNP	DNP	1.0-7							
Edmunds, Te	1-0	1.0	-	1.0-9	-	-	-							
Reynolds, M DB	0-2	1.0	-	1.0-7	-	-	-							
Deablo, D DB	0-1	0.5	-	-	0.5-5	-	DNP							
Mihota, V DL	0-1	0.5	-	0.5-2	-	-	-							

TACKLES FOR LOSS

PLAYER	UA-A	TOT	WVU	DEL	ECU	ODU	CU	BC	UNC	DUKE	MIAMI	GT	PITT	UVA
Reynolds, M DB	3-4	5.0	0.5-2	1.0-7	2.5-3	-	1.0-7							
Hill, T DE	4-2	5.0	-	1.5-6	2.0-11	-	1.5-11							
Edmunds, Tr LB	3-3	4.5	-	4.0-26	-	0.5-0	-							
Motuapuaka, A LB	3-2	4.0	1.0-2	0.5-1	1.5-6	1.0-1	-							
Settle, T DT	3-2	4.0	1.0-4	1.0-1	-	0.5-1	1.5-5							
Mihota, V DL	1-2	2.0	-	2.0-7	-	-	-							
Alexander, A CB	2-0	2.0	1.0-1	-	DNP	DNP	1.0-7							
Hewitt, J DT	1-1	1.5	-	-	1.0-1	0.5-2	DNP							
Ladler, K DB	1-1	1.5	-	-	1.5-1	-	-							
Deablo, D DB	1-1	1.5	1.0-1	-	0.5-5	-	DNP							
Edmunds, Te	1-1	1.5	-	1.5-9	-	-	-							
Walker, R DT	0-3	1.5	0.5-2	0.5-1	0.5-1	-	-							
Facyson, B CB	1-0	1.0	-	-	-	1.0-1	-							
Minor, R DL	0-1	0.5	DNP	-	0.5-1	-	DNP							
Floyd, R DB	0-1	0.5	-	-	-	0.5-2	-							
Burke, X DL	0-1	0.5	DNP	DNP	0.5-1	-	DNP							
Taylor, J DE	0-1	0.5	-	-	0.5-1	-	DNP							

2017 STATISTICS

DEFENSIVE GAME-BY-GAME

INTERCEPTION RETURNS

PLAYER	NO-YDS	WVU	DEL	ECU	ODU	CU	BC	UNC	DUKE	MIAMI	GT	PITT	UVA
Edmunds, Te	1-55	-	1-55	-	-	-							
Stroman, G	1-10	-	-	1-10	-	-							
Deablo, D	1-0	-	-	-	1-0	DNP							
Hill, T	1-8	1-8	-	-	-	-							

FUMBLES FORCED

PLAYER	NO-YDS	WVU	DEL	ECU	ODU	CU	BC	UNC	DUKE	MIAMI	GT	PITT	UVA
Edmunds, Tr	2	-	1	1	-	-							
Floyd, R	1	-	-	-	1	-							
Ladler, K	1	-	-	1	-	-							

FUMBLES RECOVERED

PLAYER	NO-YDS	WVU	DEL	ECU	ODU	CU	BC	UNC	DUKE	MIAMI	GT	PITT	UVA
Hewitt, J	1	-	-	1	-	DNP							
Hill, T	1	-	1	-	-	-							
Motuapuaka, A	1	-	-	1	-	-							

SPECIAL TEAMS GAME-BY-GAME

PUNT RETURNS

PLAYER	NO-YDS	WVU	DEL	ECU	ODU	CU	BC	UNC	DUKE	MIAMI	GT	PITT	UVA
Stroman, G	13-159	1-5	2-58	2-7	4-34	4-55							
Carroll, C.J.	2-4	-	1-1	1-3	-	-							

KICK RETURNS

PLAYER	NO-YDS	WVU	DEL	ECU	ODU	CU	BC	UNC	DUKE	MIAMI	GT	PITT	UVA
Clark, J	5-130	3-93	-	2-37	DNP	DNP							
Murphy, H	5-113	DNP	DNP	-	1-30	4-83							

FIELD GOALS

PLAYER	FG-FGA (LG)	WVU	DEL	ECU	ODU	CU	BC	UNC	DUKE	MIAMI	GT	PITT	UVA
Slye, J	3-7 (50)	1-3 (25)	2-4 (50)	3-3 (37)	1-2 (31)	1-2 (43)							

PUNTING

PLAYER	NO-YDS-AVG	WVU	DEL	ECU	ODU	CU	BC	UNC	DUKE	MIAMI	GT	PITT	UVA
Bradburn, O	13-600-46.2	8-372-46.5	5-228-45.6	2-92-46.0	4-144-36.0	5-215-43.0							

STARTING LINEUPS

OFFENSE

	TE	LT	LG	C	RG	RT	WR	WR	QB	TE	WR	PK	P
vs West Virginia	D. Keene	Y. Nijman	W. Teller	E. Gallo	B. Pfaff	K. Chung	C. Phillips	E. Kumah	J. Jackson	-	C.J. Carroll	J. Slye	O. Bradburn
Delaware	D. Keene	Y. Nijman	W. Teller	E. Gallo	B. Pfaff	K. Chung	C. Phillips	S. Savoy	J. Jackson	C. Cunningham	-	J. Slye	O. Bradburn
at East Carolina	D. Keene	Y. Nijman	W. Teller	E. Gallo	B. Pfaff	K. Chung	C. Phillips	S. Savoy	J. Jackson	-	J. Clark	J. Slye	O. Bradburn
Old Dominion	D. Keene	Y. Nijman	W. Teller	E. Gallo	B. Pfaff	K. Chung	C. Phillips	S. Savoy	J. Jackson	-	H. Murphy	J. Slye	O. Bradburn
Clemson	D. Keene	Y. Nijman	W. Teller	E. Gallo	B. Pfaff	K. Chung	C. Phillips	S. Savoy	J. Jackson	-	H. Murphy	J. Slye	O. Bradburn
at Boston College													
North Carolina													
Duke													
at Miami													
at Georgia Tech													
Pitt													
at Virginia													

DEFENSE

	LCB	DT	WHIP	NT	ROV	FS	RCB	LOLB	MLB	RDE	LDE
vs West Virginia	G. Stroman	T. Settle	M. Reynolds	R. Walker	R. Floyd	Te. Edmunds	A. Alexander	Tr. Edmunds	A. Motuapuaka	T. Hill	V. Mihota
Delaware	G. Stroman	T. Settle	M. Reynolds	R. Walker	R. Floyd	Te. Edmunds	A. Alexander	Tr. Edmunds	A. Motuapuaka	T. Hill	V. Mihota
at East Carolina	G. Stroman	T. Settle	M. Reynolds	R. Walker	R. Floyd	Te. Edmunds	B. Facyson	Tr. Edmunds	A. Motuapuaka	T. Hill	V. Mihota
Old Dominion	G. Stroman	T. Settle	M. Reynolds	R. Walker	R. Floyd	Te. Edmunds	B. Facyson	Tr. Edmunds	A. Motuapuaka	T. Hill	V. Mihota
Clemson	G. Stroman	T. Settle	M. Reynolds	R. Walker	R. Floyd	Te. Edmunds	B. Facyson	Tr. Edmunds	A. Motuapuaka	T. Hill	V. Mihota
at Boston College											
North Carolina											
Duke											
at Miami											
at Georgia Tech											
Pitt											
at Virginia											

17 FOOTBALL GAME NOTES

2017 STATISTICS

PARTICIPATION GAME-BY-GAME

PARTICIPATION

NO. PLAYER	GP/GS	WVU	DEL	ECU	ODU	CU	BC	UNC	DUKE	MIAMI	GT	PITT	UVA
36 Alexander, A	3/2	START	START	XXX							
23 Ashby, R	5/-	XXX	XXX	XXX	XXX	XXX							
1D Beckett, T	2/-	XXX	XXX							
4D Belmar, E	5/-	XXX	XXX	XXX	XXX	XXX							
91 Bradburn, O	5/-	XXX	XXX	XXX	XXX	XXX							
43 Burke, X	2/-	XXX	XXX	...							
6Q Bush, AJ	2/-	XXX	XXX	...							
52 Cannon, A	2/-	XXX	XXX	...							
86 Carroll, C.J.	5/1	START	XXX	XXX	XXX	XXX							
61 Chung, K	5/5	START	START	START	START	START							
89 Clark, J	3/1	XXX	XXX	START							
1Q Click, J	1/-	XXX							
85 Cunningham, C	5/2	START	START	XXX	XXX	XXX							
39 Daniel, S	2/-	XXX	XXX	...							
7D Deablo, D	4/-	XXX	XXX	XXX	XXX	...							
81 Denmark, S	2/-	XXX	XXX	...							
22 Edmunds, Te	5/5	START	START	START	START	START							
49 Edmunds, Tr	5/5	START	START	START	START	START							
31 Facyson, B	5/3	XXX	XXX	START	START	START							
21 Floyd, R	5/5	START	START	START	START	START							
16 Fox, C	3/-	XXX	XXX	XXX							
47 Fullwood, D	5/-	XXX	XXX	XXX	XXX	XXX							
11 Gaines, H	4/-	XXX	XXX	XXX	XXX	...							
64 Gallo, E	5/5	START	START	START	START	START							
48 Griffith, D	3/-	XXX	XXX	XXX							
19 Grimsley, H	4/-	...	XXX	XXX	XXX	XXX							
55 Hewitt, J	4/-	XXX	XXX	XXX	XXX	...							
94 Hill, T	5/5	START	START	START	START	START							
13 Holston, J	4/-	XXX	XXX	XXX	...	XXX							
75 Hoyt, Z	2/-	XXX	XXX	...							
56 Huelskamp, S	5/-	XXX	XXX	XXX	XXX	XXX							
7 Hunter, D	3/-	XXX	XXX	XXX							
17 Jackson, J	5/5	START	START	START	START	START							
71 Jackson, T.J.	1/-	XXX							
93 Johnson, B	1/-	XXX							
29 Keene, D	5/4	XXX	START	START	START	START							
83 Kumah, E	5/-	XXX	XXX	XXX	XXX	XXX							
9D Ladler, K	5/-	XXX	XXX	XXX	XXX	XXX							
33 McCleese, D	5/-	XXX	XXX	XXX	XXX	XXX							
34 McMillian, T	5/5	START	START	START	START	START							
99 Mihota, V	5/5	START	START	START	START	START							
18 Minor, R	3/-	...	XXX	XXX	XXX	...							
77 Moore, D	2/-	XXX	XXX	...							
54 Motuapuaka, A	5/5	START	START	START	START	START							
12 Murphy, H	3/2	XXX	START	START							
20 Newsome, D	5/-	XXX	XXX	XXX	XXX	XXX							
69 Nijman, Y	5/5	START	START	START	START	START							
27 Payne, S	1/-	XXX							
32 Peoples, S	4/-	XXX	XXX	XXX	XXX	...							
80 Pettit, C	4/-	XXX	XXX	...	XXX	XXX							
74 Pfaff, B	5/5	START	START	START	START	START							
5 Phillips, C	5/5	START	START	START	START	START							
88 Pimpleton, K	3/-	...	XXX	XXX	XXX	...							
62 Plantin, D	4/-	XXX	XXX	XXX	XXX	...							
26 Quillen, J	3/-	XXX	XXX	XXX							
6 Reynolds, M	5/5	START	START	START	START	START							
4R Rivers, D	1/-	XXX							
2 Rodgers, T	3/-	XXX	XXX	XXX							
15 Savoy, S	5/5	START	START	START	START	START							
2D Seisay, I	1/-	XXX	...							
4S Settle, T	5/5	START	START	START	START	START							
25 Shegog, A	5/-	XXX	XXX	XXX	XXX	XXX							
40 Skeens, T	3/-	XXX	XXX	XXX							
46 Slye, Joey	5/-	XXX	XXX	XXX	XXX	XXX							
79 Smith, T	5/-	XXX	XXX	XXX	XXX	XXX							
3 Stroman, G	5/5	START	START	START	START	START							
87 Taylor, C	5/-	XXX	XXX	XXX	XXX	XXX							
96 Taylor, J	4/-	XXX	XXX	XXX	XXX	...							
57 Teller, W	5/5	START	START	START	START	START							
8 Walker, R	5/5	START	START	START	START	START							
28 Watts, B	5/-	XXX	XXX	XXX	XXX	XXX							

Starts indicated by START; XXX - Played; ... - Did Not Play

2017 STATISTICS

VIRGINIA TECH TEAM STATISTICS

DATE	OPPONENT	RUSHING				REVEIVING				PASSING				KICK RETURN				PUNT RETURN				TOT OFF
		NO.	YDS	TD	LG	NO.	YDS	TD	LG	CMP-ATT-INT	YDS	TD	LG	NO	YDS	TD	LG	NO	YDS	TD	LG	
Sept. 3	vs West Virginia	45	234	3	46	15	235	1	39	15-27-0	235	1	39	3	93	0	44	1	5	0	5	469
Sept. 9	Delaware	28	81	0	8	16	222	2	38	16-29-0	222	2	38	0	0	0	0	3	59	1	61	303
Sept. 16	at East Carolina	62	287	3	34	25	388	5	70	25-33-0	388	5	70	2	37	0	21	3	10	0	5	675
Sept. 23	Old Dominion	57	271	2	21	21	311	3	43	21-32-1	311	3	43	1	30	0	30	4	34	0	16	582
Sept. 30	Clemson	28	90	1	19	30	252	1	35	30-45-2	252	1	35	4	83	0	24	4	55	0	43	342
Oct. 7	at Boston College																					
Oct. 21	North Carolina																					
Oct. 28	Duke																					
Nov. 4	at Miami																					
Nov. 11	at Georgia Tech																					
Nov. 18	Pitt																					
Nov. 24	at Virginia																					
Totals		220	963	9	46	107	1408	12	70	107-166-3	1408	12	70	10	243	0	44	15	163	1	61	2371
Opponent		179	578	2	42	70	999	6	76	70-148-4	999	6	76	3	42	0	21	3	1	0	5	1577

Games: 5

Avg/rush: 4.4

Avg/catch: 13.2

Pass effic: 155.95

KR avg: 24.3

PR avg: 10.9

All purpose avg/game: 570.0

Total offense avg/gm: 474.2

DATE	OPPONENT	TACKLES				SACKS NO-YDS	FUMBLE		PASS DEFENSE			BLKD KICK	PAT ATTEMPTS			SAF	PTS	
		SOLO	AST	TOTAL	TFL-YDS		FF	FR-YDS	INT-YDS	QBH	BRK		KICK	RUN	RVCV			
Sept. 3	vs West Virginia	52	16	68	5.0-12	2.0-6	0	0-0	1-8	7	9	0	4-4	0	0	0	0	31
Sept. 9	Delaware	32	42	74	12.0-58	4.0-37	1	1-0	1-55	5	2	0	3-3	0	0	0	0	27
Sept. 16	at East Carolina	29	24	53	11.0-31	2.0-19	2	2-0	1-10	8	4	1	7-7	0	0	0	0	64
Sept. 23	Old Dominion	18	22	40	4.0-7	1.0-1	1	0-0	1-0	5	6	0	5-5	0	0	0	0	38
Sept. 30	Clemson	28	40	68	5.0-30	3.0-15	0	0-0	0-0	1	3	0	2-2	0	0	0	0	17
Oct. 7	at Boston College																	
Oct. 21	North Carolina																	
Oct. 28	Duke																	
Nov. 4	at Miami																	
Nov. 11	at Georgia Tech																	
Nov. 18	Pitt																	
Nov. 24	at Virginia																	
Totals		159	144	303	37.0-138	12.0-78	4	3-0	4-73	26	24	1	21-21	0	0	0	0	177
Opponent		190	252	442	28.0-84	6.0-35	2	2-0	3-22	21	15	1	9-9	0	0	0	0	72

DATE	OPPONENT	PUNTING						FIELD GOALS				KICKOFFS						
		NO	YDS	AVG	LG	BLKD	TB	FC	50+	I20	ATT-MADE	LG	BLKD	NO	YDS	AVG	TB	OB
Sept. 3	vs West Virginia	8	372	46.5	54	0	1	3	2	3	3-1	25	0	6	390	65.0	6	0
Sept. 9	Delaware	5	228	45.6	49	0	0	4	0	2	4-2	50	1	6	390	65.0	6	0
Sept. 16	at East Carolina	2	92	46.0	51	0	1	0	1	0	3-3	37	0	12	767	63.9	10	0
Sept. 23	Old Dominion	4	144	36.0	41	0	0	1	0	1	2-1	31	0	7	455	65.0	7	0
Sept. 30	Clemson	5	215	43.0	51	0	1	3	3	0	2-1	43	0	3	195	65.0	3	0
Oct. 7	at Boston College																	
Oct. 21	North Carolina																	
Oct. 28	Duke																	
Nov. 4	at Miami																	
Nov. 11	at Georgia Tech																	
Nov. 18	Pitt																	
Nov. 24	at Virginia																	
Totals		24	1051	43.8	54	0	3	11	6	6	14-8	50	1	34	2197	64.6	32	0
Opponent		42	1631	38.8	53	0	1	20	6	7	6-3	35	1	17	1067	62.8	5	2

17 FOOTBALL GAME NOTES

2017 STATISTICS

OPPONENT TEAM STATISTICS

DATE	OPPONENT	RUSHING				REVEIVING				PASSING				KICK RETURN				PUNT RETURN				TOT OFF
		NO.	YDS	TD	LG	NO.	YDS	TD	LG	CMP-ATT-INT	YDS	TD	LG	NO	YDS	TD	LG	NO	YDS	TD	LG	
Sept. 3	vs West Virginia	35	221	0	42	31	371	3	60	31-54-1	371	3	60	0	0	0	0	1	-3	0	0	592
Sept. 9	Delaware	46	107	0	17	8	116	0	24	8-17-1	116	0	24	0	0	0	0	1	5	0	0	223
Sept. 16	at East Carolina	31	40	0	9	11	241	2	76	11-30-1	241	2	76	2	40	0	21	1	-1	0	0	281
Sept. 23	Old Dominion	24	64	0	15	8	85	0	17	8-26-1	85	0	17	0	0	0	0	0	0	0	0	149
Sept. 30	Clemson	43	146	2	24	12	186	1	60	12-21-0	186	1	60	1	2	0	2	0	0	0	0	332
Oct. 7	at Boston College																					
Oct. 21	North Carolina																					
Oct. 28	Duke																					
Nov. 4	at Miami																					
Nov. 11	at Georgia Tech																					
Nov. 18	Pitt																					
Nov. 24	at Virginia																					
Opponent totals		179	578	2	42	70	999	6	76	70-148-4	999	6	76	3	42	0	21	3	1	0	5	1577
Virginia Tech		220	963	9	46	107	1408	12	70	107-166-3	1408	12	70	10	243	0	44	15	163	1	61	2371

Games: 5

Avg/rush: 3.2

Avg/catch: 14.3

Pass effic: 111.97

KR avg: 14.0

PR avg: 0.3

All purpose avg/game: 328.4

Total offense avg/gm: 315.4

DATE	OPPONENT	TACKLES				SACKS NO-YDS	FUMBLE		PASS DEFENSE			BLKD KICK	PAT ATTEMPTS			SAF	PTS	
		SOLO	AST	TOTAL	TFL-YDS		FF	FR-YDS	INT-YDS	QBH	BRK		KICK	RUN	RCV			
Sept. 3	vs West Virginia	41	32	73	8.0-12	1.0-2	0	0-0	0-0	3	4	0	3-3	0	0	0	0	24
Sept. 9	Delaware	27	30	57	2.0-6	1.0-5	1	1-0	0-0	7	1	1	0-0	0	0	0	0	0
Sept. 16	at East Carolina	47	68	115	5.0-24	1.0-11	0	0-0	0-0	3	3	0	2-2	0	0	0	0	17
Sept. 23	Old Dominion	41	66	107	5.0-10	1.0-3	0	0-0	1-0	2	3	0	0-0	0	0	0	0	0
Sept. 30	Clemson	34	56	90	8.0-32	2.0-14	1	1-0	2-22	6	4	0	4-4	0	0	0	0	31
Oct. 7	at Boston College																	
Oct. 21	North Carolina																	
Oct. 28	Duke																	
Nov. 4	at Miami																	
Nov. 11	at Georgia Tech																	
Nov. 18	Pitt																	
Nov. 24	at Virginia																	
Opponent totals		190	252	442	28.0-84	6.0-35	2	2-0	3-22	21	15	1	9-9	0	0	0	0	72
Virginia Tech		159	144	303	37.0-138	12.0-78	4	3-0	4-73	26	24	1	21-21	0	0	0	0	177

DATE	OPPONENT	PUNTING							FIELD GOALS			KICKOFFS						
		NO	YDS	AVG	LG	BLKD	TB	FC	50+	I20	ATT-MADE	LG	BLKD	NO	YDS	AVG	TB	OB
Sept. 3	vs West Virginia	8	372	46.5	54	0	1	3	2	3	3-1	25	0	6	390	65.0	6	0
Sept. 9	Delaware	5	228	45.6	49	0	0	4	0	2	4-2	50	1	6	390	65.0	6	0
Sept. 16	at East Carolina	6	228	38.0	51	0	0	2	1	1	2-1	35	1	4	260	65.0	2	0
Sept. 23	Old Dominion	10	415	41.5	52	0	0	4	1	3	0-0	0	0	1	65	65.0	0	0
Sept. 30	Clemson	7	265	37.9	53	0	0	3	2	1	2-1	23	0	6	374	62.3	1	1
Oct. 7	at Boston College																	
Oct. 21	North Carolina																	
Oct. 28	Duke																	
Nov. 4	at Miami																	
Nov. 11	at Georgia Tech																	
Nov. 18	Pitt																	
Nov. 24	at Virginia																	
Opponent totals		42	1631	38.8	53	0	1	20	6	7	6-3	35	1	17	1067	62.8	5	2
Virginia Tech		24	1051	43.8	54	0	3	11	6	6	14-8	50	1	34	2197	64.6	32	0

Statistic	National Rank		Conference Rank		National Leader	Conference Leader	
	Rank	Value	Rank	Value		Leader	Value
3rd Down Conversion Pct (129 ranked)	61	8	0.405	TCU	0.632	Georgia Tech	0.533
3rd Down Conversion Pct Defense (128 ranked)	13	5	0.268	UTSA	0.171	Duke	0.177
4th Down Conversion Pct (126 ranked)	20	5	0.714	6 teams tied	1.000	Miami (FL)	1.000
4th Down Conversion Pct Defense (125 ranked)	94	9	0.667	7 teams tied	0.000	Wake Forest	0.250
Blocked Kicks (24 ranked)	24	4	1	4 teams tied	3	Louisville Wake Forest North Carolina	2 2 2
Blocked Kicks Allowed (128 ranked)	67	6	1	66 teams tied	0	5 teams tied	0
Blocked Punts (2 ranked)				Utah St.	3	Florida St. NC State Pittsburgh	1 1 1
Blocked Punts Allowed (127 ranked)	1	1	0	104 teams tied	0	9 teams tied	0
Completion Percentage (129 ranked)	33	7	0.645	Oklahoma	0.767	NC State	0.721
Defensive TDs (9 ranked)				Texas Utah St.	4 4	Duke	3
Fewest Penalties (129 ranked)	15	3	20	Georgia St.	10	Georgia Tech Pittsburgh	17 17
Fewest Penalties Per Game (128 ranked)	8	2	4.00	Georgia St.	3.33	Pittsburgh	3.40
Fewest Penalty Yards (129 ranked)	17	4	169	Georgia St.	81	Georgia Tech	130
Fewest Penalty Yards Per Game (129 ranked)	10	4	33.80	Louisiana Tech	26.40	Pittsburgh	31.20
First Downs Defense (129 ranked)	32	6	74	UTSA	41	Florida St.	51
First Downs Offense (129 ranked)	16	5	119	Louisville	144	Louisville	144
Fumbles Lost (129 ranked)	24	4	2	8 teams tied	0	Miami (FL) Virginia	0 0
Fumbles Recovered (105 ranked)	51	6	3	Bowling Green	10	Pittsburgh	5
Kickoff Return Defense (129 ranked)	4	1	14.00	Florida	0.00	Virginia Tech	14.00
Kickoff Returns (129 ranked)	27	4	24.30	San Diego St.	39.13	Florida St.	31.63
Net Punting (129 ranked)	24	4	41.25	Utah	45.31	Syracuse	43.63
Passes Had Intercepted (129 ranked)	43	7	3	5 teams tied	0	NC State Georgia Tech	0 0
Passes Intercepted (117 ranked)	55	6	4	South Fla.	14	Duke	8
Passing Offense (129 ranked)	31	5	281.6	UCLA	435.8	Louisville	365.2
Passing Yards Allowed (129 ranked)	40	5	199.8	UTSA	121.0	Boston College	154.0
Passing Yards per Completion (129 ranked)	45	4	13.16	Navy	32.08	Georgia Tech	17.53
Punt Return Defense (129 ranked)	11	2	0.33	Oklahoma St.	-3.00	Miami (FL)	0.00
Punt Returns (128 ranked)	35	6	10.87	Washington	35.71	Pittsburgh	20.44
Red Zone Defense (125 ranked)	24	2	0.727	Virginia	0.500	Virginia	0.500
Red Zone Offense (129 ranked)	72	9	0.833	12 teams tied	1.000	Wake Forest	0.957
Rushing Defense (129 ranked)	29	6	115.6	Michigan	69.3	Duke	80.0
Rushing Offense (129 ranked)	45	6	192.6	Navy	400.0	Georgia Tech	396.0
Sacks Allowed (129 ranked)	25	2	1.20	UCF Army West Point	0.00 0.00	Boston College	1.00
Scoring Defense (129 ranked)	12	2	14.4	Alabama	8.6	Clemson	10.8
Scoring Offense (129 ranked)	37	5	35.4	Oregon	49.6	Miami (FL)	41.3
Tackles for Loss Allowed (129 ranked)	59	6	5.60	Minnesota	2.25	Georgia Tech	3.75
Team Passing Efficiency (129 ranked)	26	5	155.95	Oklahoma	229.85	Georgia Tech	176.98
Team Passing Efficiency Defense (129 ranked)	31	6	111.97	UTSA	73.87	Boston College	90.64
Team Sacks (129 ranked)	43	7	2.40	Michigan	4.50	Clemson	3.80
Team Tackles for Loss (128 ranked)	30	7	7.4	Wake Forest	10.0	Wake Forest	10.0
Time of Possession (129 ranked)	35	6	32:11	Navy	36:39	Georgia Tech	36:39
Total Defense (129 ranked)	24	4	315.4	Michigan	203.3	Clemson	250.0
Total Offense (129 ranked)	27	5	474.2	Oklahoma	605.5	Louisville	575.4
Turnover Margin (129 ranked)	40	7	0.40	UCF	2.33	NC State	1.20
Turnovers Gained (126 ranked)	61	7	7	Utah St. South Fla.	16 16	Pittsburgh	11
Turnovers Lost (129 ranked)	25	5	5	Alabama	0	Virginia	1
Winning Percentage (123 ranked)	18	3	0.800	17 teams tied	1.000	Miami (FL) Clemson	1.000 1.000

17 FOOTBALL GAME NOTES

All Purpose (200 ranked)	Cam Phillips	48	11	119.40	Saquon Barkley, Penn St.	243.60	Mark Walton, Miami (FL)	164.67
Blocked Kicks (1 ranked)					4 players tied	2		
Combined Kick Returns (200 ranked)	Greg Stroman	82	9	159	Michael Walker, Boston College	580	Michael Walker, Boston College	580
Completion Percentage (119 ranked)	Josh Jackson	28	6	0.654	Kyle Allen, Houston	0.769	Ryan Finley, NC State	0.719
Completions Per Game (100 ranked)	Josh Jackson	37	6	20.80	Luke Falk, Washington St.	32.80	Kurt Benkert, Virginia	28.75
Field Goal Percentage (105 ranked)	Joey Slye	86	9	0.571	11 players tied	1.000	Mike Weaver, Wake Forest Blanton Creque, Louisville	1.000 1.000
Field Goals Per Game (124 ranked)	Joey Slye	19	4	1.60	Matt Gay, Utah	3.50	Ricky Aguayo, Florida St.	2.67
Forced Fumbles (87 ranked)	Tremaine Edmunds	23	1	0.40	Curtis Akins, Memphis Eric Banks, UTSA Brody Hoying, Eastern Mich.	0.67 0.67 0.67	Lukas Denis, Boston College Tremaine Edmunds, Virginia Tech Austin Valdez, Syracuse	0.40 0.40 0.40
Fumbles Recovered (20 ranked)	Jarrold Hewitt Trevon Hill Andrew Motuapuaka	20 20 20	1 1 1	1 1 1	Lorenzo Carter, Georgia Danny Ezechukwu, Purdue	3 3	37 players tied	1
Interceptions Per Game (107 ranked)	Divine Deablo	107	13	0.3	Jalen Davis, Utah St. Lukas Denis, Boston College Deshon Elliott, Texas	1.0 1.0 1.0	Lukas Denis, Boston College	1.0
Kickoff Return TDs (7 ranked)					6 players tied	2	Anthony Ratliff-Williams, North Carolina	1
Kickoff Returns (114 ranked)					Tyler Hall, Wyoming	44.0	Keith Gavin, Florida St.	32.0
Passes Defended (50 ranked)	Greg Stroman	27	5	1.4	Mike Hughes, UCF	2.3	Lukas Denis, Boston College	1.8
Passing Efficiency (119 ranked)	Josh Jackson	21	3	159.3	Baker Mayfield, Oklahoma	228.3	Malik Rosier, Miami (FL)	167.0
Passing TDs (91 ranked)	Josh Jackson	10	2	12	Josh Rosen, UCLA	17	Lamar Jackson, Louisville	13
Passing Yards (130 ranked)	Josh Jackson	16	4	1,378	Josh Rosen, UCLA	2,135	Lamar Jackson, Louisville	1,636
Passing Yards Per Game (130 ranked)	Josh Jackson	27	5	275.6	Josh Rosen, UCLA	427.0	Lamar Jackson, Louisville	327.2
Passing Yards per Completion (119 ranked)	Josh Jackson	38	3	13.25	Gardner Minshew, East Carolina	17.85	Lamar Jackson, Louisville	14.61
Points Responsible For (187 ranked)	Josh Jackson Joey Slye Cam Phillips	15 107 187	3 15 22	78 44 30	Mason Rudolph, Oklahoma St.	126	Lamar Jackson, Louisville	108
Points Responsible For Per Game (187 ranked)	Josh Jackson Joey Slye	24 132	5 18	15.6 8.8	Mason Rudolph, Oklahoma St.	25.2	Lamar Jackson, Louisville	21.6
Punt Return TDs (4 ranked)	Greg Stroman	4	1	1	Dante Pettis, Washington	3	Quadree Henderson, Pittsburgh Greg Stroman, Virginia Tech	1 1
Punt Returns (66 ranked)	Greg Stroman	22	3	12.2	Dante Pettis, Washington	38.8	Michael Walker, Boston College	18.1
Punting (106 ranked)	Oscar Bradburn	34	6	43.8	Johnny Townsend, Florida	48.8	Ryan Winslow, Pittsburgh	46.8
Receiving TDs (102 ranked)	Cam Phillips Travon McMillian Steven Peoples Sean Savoy	8 102 102 102	2 10 10 10	5 2 2 2	5 players tied	7	Dez Fitzpatrick, Louisville	6
Receiving Yards (200 ranked)	Cam Phillips Sean Savoy	3 195	2 25	597 198	James Washington, Oklahoma St.	647	Steve Ishmael, Syracuse	632
Receiving Yards Per Game (200 ranked)	Cam Phillips	8	2	119.4	John Ursua, Hawaii	131.8	Steve Ishmael, Syracuse	126.4
Receptions Per Game (195 ranked)	Cam Phillips Sean Savoy	5 184	4 21	8.2 3.6	Steve Ishmael, Syracuse	10.2	Steve Ishmael, Syracuse	10.2
Rush Yards Per Carry (181 ranked)					Bryce Love, Stanford	11.10	Mark Walton, Miami (FL)	9.16
Rushing TDs (92 ranked)					Royce Freeman, Oregon	10	Taquon Marshall, Georgia Tech	9
Rushing Yards (200 ranked)	Travon McMillian	194	21	191	Bryce Love, Stanford	1,088	Taquon Marshall, Georgia Tech	523
Rushing Yards Per Game (200 ranked)					Bryce Love, Stanford	217.6	Mark Walton, Miami (FL)	134.3
Sacks (76 ranked)					Anthony Winbush, Ball St.	1.50	Micah Kiser, Virginia	1.25
Scoring (131 ranked)	Joey Slye Steven Peoples Cam Phillips	51 131 131	8 15 15	8.8 6.0 6.0	Matt Gay, Utah	14.0	Taquon Marshall, Georgia Tech	13.5
Solo Tackles (55 ranked)					Joe Dineen Jr., Kansas	8.8	Oluwaseun Idowu, Pittsburgh	5.8
Tackles For Loss (58 ranked)					Sutton Smith, Northern Ill.	2.6	Bradley Chubb, NC State	2.4
Total Interceptions (90 ranked)	Divine Deablo Terrell Edmunds Trevon Hill Greg Stroman	90 90 90 90	10 10 10 10	1 1 1 1	Jalen Davis, Utah St. Lukas Denis, Boston College	5 5	Lukas Denis, Boston College	5
Total Offense (199 ranked)	Josh Jackson	18	4	307.0	Josh Rosen, UCLA	431.6	Lamar Jackson, Louisville	414.6
Total Points Scored (147 ranked)	Joey Slye Cam Phillips	35 100	5 13	44 30	Royce Freeman, Oregon Rashaad Penny, San Diego St.	60 60	Taquon Marshall, Georgia Tech	54
Total Tackles (146 ranked)	Tremaine Edmunds Andrew Motuapuaka Mook Reynolds	59 122 134	7 15 17	8.4 7.6 7.4	Frank Ginda, San Jose St.	14.5	Micah Kiser, Virginia	11.3
Total Touchdowns (84 ranked)	Cam Phillips Steven Peoples	46 84	7 12	5 4	Royce Freeman, Oregon Rashaad Penny, San Diego St.	10 10	Taquon Marshall, Georgia Tech	9
Yards per Pass Attempt (119 ranked)	Josh Jackson	25	3	8.67	Baker Mayfield, Oklahoma	13.16	Lamar Jackson, Louisville	9.35
Yards per Reception (197 ranked)	Cam Phillips	140	12	14.56	Johnnie Dixon, Ohio St.	28.50	Andre Levrone, Virginia	26.77