

VIRGINIA TECH

2017 FOOTBALL



AMERICA'S LONGEST ACTIVE BOWL STREAK - 24 STRAIGHT | 11 CONFERENCE TITLES - 4 ACC TITLES | HOME OF THE #LPD - 789.0 SACKS & 363 INTS LEAD FBS SINCE 1996 | 100% GRADUATION RATE OF SENIORS SINCE 2012

3-0

#13



VS.



2-1

OLD DOMINION MONARCHS

VIRGINIA TECH HOKIES

QUICK INFO	Date	Saturday, Sept. 23
	Time	2 PM
	Location	Blacksburg, Va.
	Venue	Lane Stadium
	Capacity	66,233
	Series Record	0-0
Last Meeting	First Meeting	

HOKIES, MONARCHS MEET FOR FIRST TIME

- Virginia Tech (3-0) is preparing for its first-ever meeting with Old Dominion (2-1) on Saturday.
- Tech is coming off a 64-17 win at East Carolina (9/16). The Monarchs are facing their second straight ACC opponent after suffering a 53-23 loss vs. UNC (9/16).
- Tech is seeking to start the season 4-0 for the first time since 2011 when the Hokies finished 11-3 after advancing to the ACC Championship Game and the Sugar Bowl.
- Old Dominion has competed at the FBS level since 2014 and is 0-8 all-time against Power Five foes.
- Tech is tied for the ACC lead with a +5 turnover mark (6 takes/1 give).
- VT has won four straight games dating back to the Belk Bowl and is seeking five straight wins for first time since 2013.

EIGHT MORE TECH-ODU GAMES ON TAP IN BLACKSBURG AT NORFOLK

IN BLACKSBURG	AT NORFOLK
9/7/2019	9/22/2018
9/12/2026	9/11/2027
9/9/2028	9/22/2029
9/21/2030	9/6/2031

VICK, TAYLOR HEADLINE 2017 VT HOF CLASS

- The six-member Virginia Tech Sports Hall of Fame class will be officially inducted on Friday and then will be introduced at halftime of Saturday's game.
- The 2017 HOF Class features football greats QB Michael Vick and LB Ben Taylor. Vick finished third in the 1999 Heisman Trophy voting, while Taylor was a two-time All-America pick (2000-01) for the Hokies
- Other 2017 HOF enshrinees include: Tim Buheller (baseball), Zabian Dowdell (men's basketball) and Megan Evans (softball).

THE MOST VERSATILE MAN IN AMERICA

- CB Greg Stroman's three career punt return TDs are two shy of the VT record of five owned by DeAngelo Hall (2001-03).
- Stroman needs 15 punt returns to overtake Eddie Royal (111) for second in VT history behind only John Ludlow (135).
- Royal (1,296 yards) owns the Tech career mark for punt return yards. Stroman currently has 781 and needs just 92 more to overtake Andre' Davis (872) for second.
- Over his last 13 games, Stroman has returned 34 punts and scored three TDs, a ratio of one TD per 11.3 returns.

GREG STROMAN'S CAREER PUNT RETURN TDS

Date	Length	Opponent	Result
12/26/15	87 yards	Tulsa (Indy Bowl)	W 55-52
9/24/16	87 yards	vs. East Carolina	W 54-17
9/9/17	61 yards	vs. Delaware	W 27-0

SLYE POISED TO SET VT SCORING MARK

- Last week K Joey Slye (69 made FGs) surpassed K Shayne Graham (68) for the Tech career record. Slye (352 points) is 20 points shy of overtaking Graham (371) as Tech's all-time leading scorer.

QB JOSH JACKSON OFF TO A SIZZLING START

- QB Josh Jackson is seeking to become the first VT signal caller to win his first four starts since QB Logan Thomas in 2011.
- Jackson leads the ACC & ranks 10th among Power Five QBs with a 177.8 rating. He's completed 55 of 85 passes (64.7%) for 829 yards with eight TDs & no INTs. He's also Tech's second-leading rusher with 115 yards and a TD.
- Jackson is one of three FBS QBs to lead his squad to a 3-0 start, while throwing eight or more TDs and no INTs.
- Jackson leads all FBS freshmen QBs in yards (829), rating (177.7) and TD passes (8).

FBS LEADERS, MOST TD PASSES, NO INTS

Quarterback	Team	TDs	Comp %	Rating	W-L
Baker Mayfield	Oklahoma	10	76.8	224.2	3-0
Josh Jackson	Virginia Tech	8	64.7	177.7	3-0
Kyle Shurmur	Vanderbilt	8	71.0	194.9	3-0

FRESHMEN POWER FIVE LEADERS, PASSER RATING

Quarterback	Team	Pass	TDs/INTs	Yds	Rating	W-L
Josh Jackson	VT	55-85	8/0	829	177.7	3-0
Chazz Surratt	UNC	46-66	4/0	586	164.3	1-2
Jake Fromm	UGA	34-57	5/1	449	151.3	3-0

VT IN NON-CON PLAY AT LANE SINCE 1996

- Dating back to 1996 when Bud Foster took over the sole reins as Tech's defensive coordinator, Tech is 52-4 (.929) against non-con foes at Lane Stadium.
- Over that span, Tech has held 30 of those non-con foes to 10 points or fewer, including 12 shutouts.
- Tech registered a 27-0 win vs. Delaware (9/9) in its first non-conference home game of the season.
- In those 52 non-con home victories, the Hokies own a decisive +69 turnover differential (115 takes/72 gives).
- In those 52 home non-conference wins, Tech has allowed a mere 26.5% conversion rate on third down (206 of 778).
- VT's avg. margin of victory in those 51 wins is 39.0 to 9.7 ppg.
- The Hokies are a perfect 38-0 at Lane Stadium against non-con foes since 1996 when scoring 30 points or more.

WR CAM PHILLIPS ON RECORD-SETTING PACE

- Virginia Tech has won four of its last five games. WR Cam Phillips has 45 catches for 624 yards and six TDs over that span.
- Phillips leads the nation in rec. yards (417) & rec. ypg (139.0), while ranking second in rec. TDs (5) and is tied for third receptions (27).
- Phillips is second in Tech history with 192 catches, needing 19 more to bypass WR Isaiah Ford (210) for the school record. His 2,480 receiving yards are fourth in the Tech annals.
- Phillips is on pace to register 108 catches over 12 games in 2017 which would smash Ford's single-season mark of 79 in 2016.

LAST 5 GAMES - CAM PHILLIPS RECEIVING

Date	Opponent	Stats	Result	Notes
12/3/16	Clemson (3)	12-92, 1 TD	L 42-35	ACCGC
12/29/16	Arkansas	6-115, 0 TDs	W 35-24	Belk MVP
9/3/17	W. Virginia	7-138, 1 TD	W 31-24	Black Diamond
9/9/17	Delaware	6-90, 1 TD	W 27-0	Home opener
9/16/17	@ ECU	14-189, 3 TDs	W 64-17	VT catch record

TECH MOVING UP IN THE POLLS

- Virginia Tech's No. 13 ranking in The AP Top 25 is the highest ranking for the Hokies since hitting No. 13 on Sept. 9, 2012.
- The Hokies are also No. 13 in the USA Today Coaches Poll.
- Tech was ranked in The AP Top 25 for six of the final seven polls of 2016. The 2011 season marked the most recent time that the Hokies spent the entire season in The AP Top 25.
- The Hokies registered 57 unanswered points in a 64-17 win at ECU (9/16). Tech has outscored its foes 100-14 in its last four games played in the state of North Carolina.

THE EDMUNDS = BEST BROTHER DUO IN USA

- LB Tremaine Edmunds (aka @Maine_Savage23) & older brother CB Terrell (aka @RelI_Island6) are leading The #LPD.
- Tremaine leads VT with 27 tackles (14 solo), 4.0 TFLs (-26.0 yds) and 1.5 sacks (-19.0 yds). He also owns two FFs and a QB hurry.
- Terrell is tied for the team lead with three PBUs, is fourth on the team with 18 tackles (13 solo), an INT, a sack and 1.5 TFL.
- RB Trey Edmunds is a rookie RB for the New Orleans Saints

HOKIES DOMINATE COMMONWEALTH OF VIRGINIA

- The Hokies own the longest active FBS winning streak against its biggest in-state rival, owning 13 straight wins over Virginia, having controlled The Commonwealth Cup since 2004. Tech is 17-1 in its last 18 meetings with UVA.
- Since the inception of Tech's current 13-game winning streak over UVA in 2004, the Hokies are a combined 16-1 against in-state opponents.

ODU SCOUTING SNAPSHOT

- ODU has won four of its last five road games and is 11-2 in its last 13 contests overall.
- Dating back to 2016, ODU has won 10 straight games when scoring 30 points or more.
- Since moving to the FBS level in 2014, ODU is 6-16 when allowing 30 points or more.

THE 757 PLAYS HERE!

- The 757 area code is home to locales such as Norfolk, Virginia Beach and the Hampton Roads. The area has also produced a litany of legendary Hokies.

NO. 1 OVERALL DRAFT PICKS - 757 VT ALUMS

Bruce Smith Norfolk Booker T. Washington HS
No. 1 Overall (Buffalo - 1985)
Pro Football Hall of Fame (2009) - NFL Career Sack Leader

Mike Vick Newport News Warwick HS
No. 1 Overall (Atlanta - 2001)
NFL Career Leader - Rushing Yds by a QB (6,109)

OTHER NOTABLE 757 NFL HOKIES

Active - S Kam Chancellor (Seattle), S DeAngelo Hall (Washington), TE Bucky Hodges (Minnesota), QB Tyrod Taylor (Buffalo). Former - LB Xavier Abidi, LB James Anderson, DE Darryl Tapp, CB Roynell Whitaker

17 FOOTBALL GAME NOTES

THE COACHING MATCHUP

Virginia Tech.....	School	Old Dominion
Justin Fuente.....	Coach	Bobby Wilder
Murray State (1999).....	Alma Mater	Maine (1987)
13-4 (Second Season).....	Record at School	69-31 (11th Season)
39-27 (Sixth Season).....	Overall Record	69-31 (11th Season)
0-0.....	Record vs. Opponent	0-0
0-0.....	Record vs. Coach	0-0

Justin Fuente	At Tech	Career
In the state of Virginia.....	6-1	6-1
at home.....	6-1	21-11
at home vs. non-conference.....	3-0	8-3
with ranked team.....	7-3	9-5
vs. C-USA.....	0-0	4-5

VIRGINIA TECH VS. OLD DOMINION: INSIDE THE SERIES

- Saturday's game will be the first meeting between Virginia Tech and Old Dominion.
- The Monarchs are 0-7 all-time vs. ACC programs. Their first game against ACC opponent came on Sept. 7, 2013 against Maryland, a 47-10 loss.
- Head coach Justin Fuente spent his first season as a head coach in Conference USA at Memphis in 2012. The Tigers went 4-8 overall and 4-4 in league play.
- The Hokies are 18-6 all-time against opponents in the current configuration of Conference USA.

Last 5 vs. current Conference USA

Games Played - in the series: 21 *See page 10 for last meeting recap*
Overall Record: 14-7 **Home:** 7-3 **Away:** 6-3 **Neutral:** 1-1

Date	Opponent	Location	Score	Ranked Tech/Opp
Sat., Sep 21, 2013	Marshall	Blacksburg, Va.	W, 29-21 (3OT)	NR/NR
Sat., Sep 24, 2011	Marshall	Huntington, W. Va.	W, 30-10	13/NR
Sat., Sep 12, 2009	Marshall	Blacksburg, Va.	W, 52-10	14/NR
Sat., Oct 21, 2006	Southern Miss	Blacksburg, Va.	W, 36-6	NR/NR
Sat., Oct 8, 2005	Marshall	Blacksburg, Va.	W, 41-14	3/NR

VIRGINIA TECH-ODU CONNECTIONS

- Old Dominion offensive line coach Chris Malone is a 1996 graduate of Virginia Tech and lettered for the Hokies from 1992-95.
- Malone started in 47 straight games on the offensive line for former head coach Frank Beamer, the second-longest streak in program history, and he was an All-BIG EAST performer as a senior in 1995.
- Malone also cut his teeth in coaching at Virginia Tech, where he served as an offensive line graduate assistant from 1999-2001.
- Virginia Tech running backs coach Zohn Burden was an assistant under head coach Bobby Wilder at Old Dominion from 2012-14 when he was the passing game coordinator and wide receivers coach.
- Burden helped lead the most prolific FCS offense in 2012, as the Monarchs led the nation in scoring (45.2 ppg), total offense (548.2 ypg) passing offense (393.8 ypg) and touchdown passes (44).
- Burden is also a Virginia Beach native who graduated from Salem High School.
- Old Dominion will be going up against 13 Hokies who came from their own backyard in the Tidewater region of the Commonwealth: Andrew Motuapuaka (Virginia Beach), Parker Osterloh (Williamsburg), Trevon Hill (Virginia Beach), Deon Newsome (Hampton), Ricky Walker (Hampton), Daniel Griffith (Chesapeake), Hezekiah Grimsley (Williamsburg), Jarrett Hopple (Suffolk), Sean Daniel (Chesapeake), Jovonn Quillen (Hampton), Devon Hunter (Chesapeake), Phil Patterson (Virginia Beach) and Deshawn McCleave (Chesapeake).
- The Hokies have a long history of recruiting the 757, having produced greats such as Bruce Smith (Norfolk), Michael Vick (Newport News), DeAngelo Hall (Chesapeake), Kam Chancellor (Norfolk), Tyrod Taylor (Hampton), Bryan Randall (Williamsburg), Darryl Tapp (Chesapeake) and Xavier Adibi (Hampton).



ODU OL coach Chris Malone (back row, fifth from the right) as a GA with the Hokies in 2000.

BROADCAST INFORMATION

Television ACC Network EXTRA
 Play-by-Play Dave Weekley
 Analyst John Gregory
National Radio SiriusXM
 Sirius 93
 XM 203
 Internet 963
Local Radio Virginia Tech IMG Sports
 Play-by-Play Jon Laaser
 Analyst Mike Burnop
 Sideline Andrew Allegretta
 In Stadium Broadcast 105.3 FM
 Digital Hokie Sports & Tuneln
 (VTfeed; free on downloaded apps)

2017 SCHEDULE

DATE	OPP. (TV)	TIME/RESULT
9/3	vs. West Virginia (ABC)	W, 31-24
9/9	Delaware (ACCN)	W, 27-0
9/16	at East Carolina (CBSSN)	W, 64-17
9/23	Old Dominion (ACCN)	2 PM
9/30	Clemson*	8 PM
10/7	at Boston College*	TBA
10/21	North Carolina*	TBA
10/28	Duke*	TBA
11/4	at Miami*	TBA
11/11	at Georgia Tech*	TBA
11/18	Pitt*	TBA
11/24	at Virginia*	TBA
12/2	ACC Championship	TBA

*ACC Game

ACC STANDINGS

COASTAL	Conf.	Overall
Duke	0-0	3-0
Virginia Tech	0-0	3-0
Miami	0-0	1-0
Virginia	0-0	2-1
Georgia Tech	0-0	1-1
Pitt	0-0	1-2
North Carolina	0-1	1-2

ATLANTIC	Conf.	Overall
Clemson	1-0	3-0
Wake Forest	1-0	3-0
Louisville	0-1	2-1
NC State	0-0	2-1
Syracuse	0-0	2-1
Florida State	0-0	0-1
Boston College	0-1	1-2

QUICK FACTS

Location: Blacksburg, Va.
 Founded: 1872
 Enrollment: 31,000+
 President: Dr. Tim Sands
 Director of Athletics: Whit Babcock
 Nickname: Hokies
 Colors: ... Chicago Maroon & Burnt Orange
 Stadium: . Lane Stadium/Worsham Field
 Head Coach: .. Justin Fuente – 2nd season
 2016 Record: .. 10-4 (Belk Bowl Champs)

CAREER/ACTIVE STARTS CHART

	2017	Streak	Career
Carroll, C.	1	-	2
Chung, K.	3	3	6
Cunningham, C.	1	-	3
Clark, J.	1	1	1
Gallo, E.	3	14	28
Jackson, J.	3	3	3
Keene, D.	3	3	3
Kumah, E.	1	-	1
McMillian, T.	2	2	16
Nijman, Y.	3	17	17
Peoples, S.	1	-	7
Pettit, C.	-	-	3
Pfaff, B.	3	3	3
Phillips, C.	3	5	35
Savoy, S.	2	2	2
Teller, W.	3	15	33

STARTED EVERY GAME IN 2017

▪ Chung, Gallo, Jackson, Keene, Nijman, Pfaff, Phillips and Teller.

LONGEST ACTIVE STREAKS

- Nijman - 17
- Teller - 15
- Gallo - 14

TOP 20 CONSECUTIVE SCORING TEAMS

▪ Virginia Tech has scored in **286** straight games dating back to the 1995 season.

▪ The streak is tied for the seventh-longest streak ever in the history of the NCAA by an FBS school & is now the fifth-longest active streak.

Rk.	School	Years	Games
1.	Michigan	1984-14	365
2.	Florida	1988-	363
3.	BYU	1975-03	361
4.	TCU	1992-	310
5.	Air Force	1992-	300
6.	Tennessee	1994-	288
7.	Virginia Tech	1995-	286
	Ohio State [^]	1993-16	283
9.	Texas	1980-04	282
10.	Washington State	1984-08	280
11.	Georgia	1995-	278
12.	Nebraska	1996-	274
	Washington	1981-04	271
14.	Oregon	1985-07	267
15.	Boise State	1997-	254
16.	Georgia Tech	1997-	252
17.	Texas Tech	1997-	248
18.	Colorado	1988-08	242
19.	Oklahoma	1998-	243
20.	Kansas State	1996-15	234

Bold = active streak

[^] = 13 games vacated by NCAA

OFFENSE

THE BREAKDOWN: JOSH JACKSON'S FIRST 3 CAREER STARTS

- R-freshman QB Josh Jackson has put together some of the best stats for any Virginia Tech QB in his first three career starts since 1987.
- With Tech's record-setting 64-17 victory at ECU (9/16), Jackson became the ninth Tech QB since 1987 and the first since Logan Thomas in 2011 to win his first career three starts.
- He's the first Virginia Tech QB since Grant Noel in 2001 to not throw an interception in his first three career starts
- Jackson's 372 yards in air at ECU were the most ever by a Hokies freshman in a game and the fifth most by any Virginia Tech quarterback since 1987.

QB LEADERS IN FIRST THREE CAREER STARTS - SINCE 1987

Passing Yards			Rushing Yards			Total Yards		
Player	Year	Yards	Players	Year	Yards	Players	Year	Yards
1. Josh Jackson	2017	829	1. Al Clark	1997	165	1. Josh Jackson	2017	994
2. Michael Brewer	2014	748	2. Brenden Motley	2015	147	2. Brenden Motley	2015	881
3. Brenden Motley	2015	734	2. Michael Vick	1999	135	3. Jerod Evans	2016	794
4. Jerod Evans	2016	682	4. Josh Jackson	2017	115	4. Michael Brewer	2014	765
5. Sean Glennon	2006	589	5. Logan Thomas	2011	114	5. Logan Thomas	2011	646

▪ Jackson has also been among the best QBs in the nation this season in his class and in taking care of the ball.

FBS LEADERS, MOST TD PASSES, NO INTS

QB	Team	TDs	Comp. %	Rating	W-L
Baker Mayfield	Oklahoma	10	76.8	224.2	3-0
Josh Jackson	Virginia Tech	8	64.7	177.7	3-0
Kyle Shurmer	Vanderbilt	8	71.0	194.9	3-0

FRESHMEN POWER 5 LEADERS - PASSER RATING

QB	Team	Pass	TDs/INTs	Rating	W-L
Josh Jackson	Virginia Tech	55-85	8/0	177.7	3-0
Chase Surratt	North Carolina	46-66	4/0	164.3	1-2
Jake Fromm	Georgia	34-57	5/1	151.3	3-0

CAM PHILLIPS: ONE MAN RECORD BREAKING CREW

- Senior WR Cam Phillips' stellar performance at East Carolina (9/16) was one for the record book as he accounted for 18 of the Hokies' 64 points.
- Phillips finished with 14 receptions for 189 yards and three touchdown catches.
- His 14 catches set a new school record previously held by Donald Snell (vs. Cincinnati, 8/31/85) and Nick Cullen (vs. Southern Miss, 10/27/90) who both registered 13 receptions in a game.
- Phillips' three receiving touchdowns set a career high and were the most receiving TDs by a Virginia Tech player since Bucky Hodges also had three in a triple overtime game vs. Duke (10/24/15).
- It was also Phillips' 30th consecutive game with a reception, tying Isaiah Ford's program record. Phillips has had a catch in every game since the first contest of his sophomore season.
- Phillips started the day tied for 10th in receiving TDs in Tech history and finished in a tie for eighth with 15.

Career Receiving Yards			Career Receptions			Career Receiving TDs		
Player	Years	Yards	Players	Years	Rec.	Players	Years	Rec.
1. Isaiah Ford	2014-16	2,967	1. Isaiah Ford	2014-16	210	7. Josh Morgan	2004-07	16
2. Jarrett Boykin	2008-11	2,884	2. Cam Phillips	2014-	192	8. Sidney Snell	1978-80	15
3. Danny Coale	2008-11	2,658	2. Jarrett Boykin	2008-11	184	Cam Phillips 2014- 15		
4. Cam Phillips	2014-	2,480	4. Danny Coale	2008-11	165	10. Marcus Davis	2009-12	13
5. Ricky Scales	1972-74	2,272	5. Bucky Hodges	2014-16	133	11. Eddie Royal	2004-07	12

Most Receiving Yards - Power 5

Player	Yards
1. Cam Phillips, Virginia Tech	417
2. Darren Andrews, UCLA	409
Darren Carrington, Utah	409

Most Receiving YPG - Power 5

Players	YPG
1. Keke Coutee, Texas Tech	142.5
2. Cam Phillips, Virginia Tech	139.0
3. Darren Andrews, UCLA	136.3

Most Receiving TDs - Power 5

Players	TDs
1. Darren Andrews, UCLA	6
2. Cam Phillips, Virginia Tech	5
David Sills, West Virginia	5

Most Receptions- Power 5

Players	Rec.
1. Steve Ishmael, Syracuse	34
2. Cam Phillips, Virginia Tech	27
James Williams, Washington State	27

OFFENSE HAS RECORD THREATENING DAY AT EAST CAROLINA

- The Virginia Tech's offense's 64-point output at East Carolina (9/16) threatened multiple school records.
- 64 points is the Hokies' third-highest point total since 1987 and the most since they scored 66 points vs. Appalachian State (9/3/2011).
- Tech's 41 second-half points vs. ECU tied for the most in program history. The Hokies also scored 41-points in the second half vs. West Virginia (10/12/00).
- Tech's 34 points in the third quarter was one point shy of matching the program record of 35 set in the second quarter at Rutgers (10/9/99) and in the first quarter vs. Arkansas State (8/25/02).
- The Hokies' 675 yards of total offense also tied the program single game record set at Pitt (9/11/93).

SAVOY'S SIZZLING START

- Freshman WR Sean Savoy has come in and made an immediate impact in the Virginia Tech receiving corps as he's hauled in 12 passes for 135 yards, good enough for a 11.3 yards per catch average.
- He scored his first career touchdown at East Carolina (9/16) on a nine-yard pass from Josh Jackson.
- Two of the longest catches he's caught this season have led to two Virginia Tech touchdowns - a 22-yard grab that set up a rushing TD for Travon McMillian vs. West Virginia (9/3) and a 38-yard reception that led to a receiving TD for McMillian vs. Delaware (9/9).

TD TRAVON CONTINUES STREAK AT EAST CAROLINA

- R-Junior RB Travon McMillian scored a touchdown for the sixth-consecutive game at East Carolina (9/16) on a 70-yard TD catch, a new career-long.
- McMillian has found pay dirt either on the ground or in the passing game in every game since a 52-10 victory vs. Virginia (11/26/16). The Hokies have gone 5-1 in that span.
- With his four-yard touchdown catch vs. Delaware (9/9), McMillian became only the 22nd player in school history to register 20 career TDs.

Travon's TD Streak

Game	Rushing	Receiving
Virginia (11/26/16)	0	1
vs. Clemson (12/3/16)	2	0
vs. Arkansas (12/29/16)	1	0
vs. West Virginia (9/3/17)	1	0
Delaware (9/9/17)	0	1
at East Carolina (9/16/17)	0	1

HOKIES GO OVER 200 YARDS ON THE GROUND VS. WEST VIRGINIA

- The Hokies running game churned out 246 yards on the ground in the win over West Virginia and accounted for three of Tech's four total touchdowns.
- Tech out-rushed the Mountaineers, 246-234.
- Three different players scored TDs – QB Josh Jackson on a five-yard run, RB Deshawn McCleave on a 12-yard run and Travon McMillian on a three-yard run.
- QB Josh Jackson led all Hokies with 101 rushing yards, the most for a Virginia Tech QB since Logan Thomas also ran for 101 yards vs. Duke (10/26/13).
- Along with that trio, RB Steven Peoples rushed for 39 yards on 13 carries and had a career-long run of 11 yards.
- Head coach Justin Fuente improved to 11-2 at Tech when the Hokies rush for 150+ yards.

JACKSON SHINES IN TECH DEBUT

- Making his collegiate debut in a nationally televised primetime matchup against a ranked opponent in an NFL stadium, redshirt freshman QB Josh Jackson helped Virginia Tech retain the Black Diamond Trophy after accounting for 336 yards of total offense and two total TDs.
- Jackson, who threw for 253 yards and rushed for 101 yards, became the first Hokies QB since Logan Thomas in 2013 to pass for 200+ yards and rush for 100+ yards.
- Jackson's rushing total was the most for a Tech QB making his debut since 1987.
- It was the second-most rushing yards for a Hokie QB making his first career start since Al Clark rushed for 119 yards at Rutgers (8/30/97).

Most Rushing Yards in First Career Game - QBs

Player	Years
1. Josh Jackson	101 vs. WVU, 9/3/17
2. Michael Vick	54 vs. JMU, 9/4/99
3. Jerod Evans	46 vs. Liberty, 2016
4. Tyrod Taylor	44 at LSU, 9/8/07
5. Bryan Randall	30 vs. UConn, 9/1/01

Most Rushing Yards in First Career Start - QBs

Players	Years
1. Al Clark	119 at Rutgers, 8/30/97
2. Josh Jackson	101 vs. WVU, 9/3/17
3. Nick Sorensen	65 vs. UAB, 11/1/97
4. Michael Vick	54 vs. JMU, 9/4/99
5. Jerod Evans	46 vs. Liberty, 9/3/16
Maurice DeShazo	46 vs. JMU 9/5/92

JACKSON JOINS NOTABLE COMPANY OF FRESHMAN QB STARTERS AT TECH

- Redshirt freshman QB Josh Jackson took the first offensive snap the season for the Hokies on Sept. 3 vs. West Virginia. It was the first snap of his collegiate career.
- **Jackson was the...**
 - The first true or redshirt freshman QB to start a game for the Hokies since Tyrod Taylor vs. Ohio (9/15/07).
 - The first true or redshirt freshman QB to start a season opener for the Hokies since Michael Vick vs. James Madison (9/4/99).

TEAM RESULTS FOR QBS SINCE 1987

Over the past 31 seasons, the Hokies have seen 20 men start a game at quarterback. Below are their results, ranked by wins (min. five starts).

Name	Years	Record	Pct.
Taylor, Tyrod	2007-10	34-8	.810
Randall, Bryan	2002-04	26-12	.684
Thomas, Logan	2011-13	26-14	.650
Vick, Michael	1999-00	21-1	.955
Druckemiller, Jim	1995-96	20-4	.833
DeShazo, Maurice	1992-94	19-14-1	.586
Glennon, Sean	2006-08	18-8	.692
Furrer, Will	1988-91	16-18-1	.486
Clark, Al	1997-98	12-7	.632
Vick, Marcus	2005	11-2	.846
Brewer, Michael	2014-15	11-9	.550
Noel, Grant	2001-02	10-4	.714
Evans, Jerod	2016	10-4	.714
Sorensen, Nick	1997-98	3-1	.750
Motley, Brenden	2015-	3-3	.500
Young, Cam	1988-89	3-3	.500
Meyer, Dave	1998-00	2-1	.667
Chapman, Erik	1987	2-9	.182
Wooten, Rodd	1989, 91	1-2	.333
Koel, Treg	1992	0-1	.000
Jackson, Josh	2017	3-0	---
Totals		251-125-2	.664

THE LUNCH PAIL D

*BUD FOSTER'S DEFENSE BY THE NUMBERS (SINCE 1987)

- 94-1 when holding foes to 10 points or fewer
- 68 defensive TDs
- 48 different Hokies have scored defensive TDs
- 41 players selected in NFL Draft
- 42 games with three or more INTs
- 32 shutouts
- 9 players drafted in first or second rounds
- 3 players earned Super Bowl rings – LB Cornell Brown, S Pierson Prioleau, S Kam Chancellor
- 3 Pro Bowlers – S Kam Chancellor, CB Brandon Flowers, CB DeAngelo Hall

#LPD ON OPENING SERIES

GAME	1ST HALF	2ND HALF
West Virginia	Punt	Field Goal
Delaware	Punt	Interception
East Carolina	TD	Punt
Old Dominion		
Clemson		
Boston College		
North Carolina		
Duke		
Miami		
Georgia Tech		
Pitt		
Virginia		

DEFENSE

#LPD BOUNCES BACK AND SHUTS DOWN EAST CAROLINA

- After allowing 17 points and 204 yards of total offense in the first quarter at East Carolina (9/16), Bud Foster's defense allowed only four total yards in the second quarter, all on the ground, and pitched a shutout the rest of the game.
- The #LPD improved to 39-2 on the road when holding foes to 17 points or less since 2000.
- Tech's defense forced three turnovers, one interception and two fumbles, that led to 17 points.
- Senior CB Greg Stroman's sixth career interception was the 363rd pick since Bud Foster took over as the full-time defensive coordinator in 1996, which leads the nation.

EDMUNDS BROTHERS TURN IN BIG DAY VS. THE BLUE HENS

- Junior LB Tremaine Edmunds led the Hokies' Lunch Pail Defense in a 27-0 shutout of Delaware on Saturday with a game-high 14 tackles, 4.0 tackles for loss, 1.5 sacks and a forced fumble.
- Edmunds' four tackles behind the line of scrimmage set a new career high and totaled 26 yards for loss.
- His 1.5 sacks matched his personal best and 1.5 of his 4.0 TFL came on third down.
- Edmunds' second career forced fumble came at 10:18 in the fourth quarter and led to a 24-yard field by Joey Slye that made it 27-0.
- After leading the team with four interceptions in 2016, r-junior S Terrell Edmunds notched his first pick of 2017 vs. Delaware (9/9) and returned it 55 yards.
- Edmunds also posted his first career sack against the Blue Hens.
- It was the longest interception return of his career and it was one of the longest in program history over the last 10 years.

LONGEST INT RETURNS SINCE 2010

1. Rashad Carmichael vs. East Carolina (9/18/10) - 68
2. Donovan Riley at Ohio State (9/6/14) - 63
3. **Terrell Edmunds vs. Delaware (9/9/17) - 55**
Macho Harris at Boston College (10/18/08) - 55
5. Derek Di Nardo at Duke (11/15/14) - 51

EDMUNDS BROTHERS ANCHOR THE #LPD

- Of all the combinations of brothers that have come through Blacksburg, perhaps no set of brothers have had an impact quite like the Edmunds', Terrell and Tremaine.
- **Terrell** was a consensus Honorable Mention All-ACC pick as a redshirt sophomore after tying for fourth in the conference with four interceptions and finishing with 89 total tackles. He made the move from rover to free safety in the spring.
- **Tremaine** earned multiple accolades this offseason, including Preseason All-ACC and Preseason Second-Team All-America honors by Sports Illustrated, after a breakout 2016 season that saw him finish with 106 tackles, 18.5 TFL and 4.5 sacks.

#LPD GETS THE SHUTOUT VS. DELAWARE

- Four team sacks, 12 TFL and two turnovers helped the Hokies notch the 32nd shutout of the Bud Foster Era vs. Delaware (9/9).
- The Blue Hens made two trips to the red zone and were turned away both times by the Lunch Pail Defense - first trip ended with a missed field goal that clanked off the right upright and an interception from S Terrell Edmunds ended the second threat.
- Foster's defense has registered shutouts in back-to-back seasons for the first time since 2011-12 when the Hokies pitched shutouts at Virginia (38-0, 11/26/11) and vs. Bowling Green (37-0, 9/22/12).

HILL GETS FIRST LPD PICK OF 2017

- DE Trevon Hill picked off the first pass of the season for the Lunch Pail Defense late in the second quarter vs. West Virginia and with the Mountaineers operating in Hokies territory.
- It was the first interception of Hill's career and the first for a Virginia Tech defensive lineman since Corey Marshall at Pitt (10/16/14).
- Justin Fuente is now 8-0 at Tech when the Hokies commit fewer turnovers than their opponent.

MOTUAPUAKA AND STROMAN ARE IN RARE COMPANY

- LB Andrew Motuapuaka and CB Greg Stroman have each scored three-plus defensive or special teams TDs in their Tech careers.
- Below is where they rank since 1987.

- | | |
|-----------------------------|-----------------------|
| 1. DeAngelo Hall | 7 (5 PR/1 FR/ 1 INT) |
| 2. Macho Harris | 5 (4 INT/1 KOR) |
| 3. Andrew Motuapuaka | 4 (1 INT/3 FR) |
| André Davis | 4 (4 PR) |
| Greg Stroman | 4 (1 FR/3 PR) |

DEABLO IMPRESSES IN FIRST GAME WITH #LPD

- After moving to the defensive side of the ball in the spring, sophomore Divine Deablo made some key plays down the stretch at safety in the Hokies' win over West Virginia.

LONGEST TENURED FBS ASSISTANTS

ACTIVE and CONTINUOUS

- Entering the 2017 season, only seven assistant coaches in the country have been at their schools since 1996, and Virginia Tech has two of them.

1. ***Bud Foster (1987), Virginia Tech**
2. Jerry Brown (1993), Northwestern
3. Odell Haggins (1994), Florida State
- Mo Latimore (1994), Kansas State
5. **Charley Wiles (1996), Virginia Tech**
- Andy Hill (1996), Missouri
- Dale Pehrson (1996), Navy

* - Tech's Foster, who became the Hokies' co-defensive coordinator in 1995, is also the nation's longest-tenured DC.

via of CoachingSearch.com's Chris Vannini

CAREER/ACTIVE STARTS CHART

	2017	Streak	Career
Alexander, A.	2	-	15
Edmunds, Te.	3	7	24
Edmunds, Tr.	3	18	19
Floyd, R.	3	3	3
Hill, T.	3	4	5
Huelskamp, S.	-	-	2
Mihota, V.	3	3	17
Motuapuaka, A.	3	26	32
Reynolds, M.	3	3	18
Settle, T.	3	3	3
Shegog, A.	-	-	7
Stroman, G	3	3	19
Walker, R.	3	3	7

STARTED EVERY GAME IN 2017

- Te. Edmonds, Tr. Edmunds, Floyd, Hill, Mihota, Motuapuaka, Reynolds, Settle, Stroman and Walker.

LONGEST ACTIVE STREAKS

- Motuapuaka - 26
- Edmonds, Tr. - 18

#LPD = TDs

- 1987 - PRESENT

90 Total TDs scored by the defense

- **58 pass interceptions**
last Andrew Motuapuaka (18 yds) vs. Furman (9/12/15)
- **30 fumble returns**
last Andrew Motuapuaka (70 yds) vs. Virginia (11/26/16)
- **2 fumble recoveries**
last Carl Bradley (in End Zone) at Rutgers (8/30/97)
- **11 total safeties by the defense**
last vs. East Carolina (9/24/16)

TECH AMONG FBS LEADERS

- 1996 - PRESENT

Rank	Category	No.
1st	Sacks	789.0
1st	Sack Yards	-5,439
1st	Interceptions	363
2nd	INT Pct.	4.4
1st	Third-Down Pct.	31.4
1st	Completion Pct.	50.5
3rd	Pass Defense	189.0 ypg
3rd	INT Return TDs	44
2nd	Passer Rating	106.4
2nd	Takeaways	583
3rd	TD/INT Ratio	0.78
3rd	Total Defense	305.7 ypg
6th	Rush Defense	116.7 ypg

- **Why 1996?** Bud Foster took over full-time duties as defensive coordinator in 1996. Since then, he has developed one of the top defenses in college football.

CAREER/ACTIVE STARTS CHART

	2017	Streak	Career
Bradburn (P, H)	3	3	3
Slye, J. (K)	3	43	43
Taylor, C. (LS)	2	18	18

STARTED EVERY GAME IN 2017

- Bradburn
- Slye
- Taylor

LONGEST ACTIVE STREAKS

- Slye: 43

SPECIAL TEAM SCORES

- 1987 - PRESENT

58 Total TDs scored by special teams

- 22 punt returns**
last Greg Stroman (61 yds) vs. Delaware (9/9/17)
- 20 blocked punts**
last Anthony Shegog (19 yds) at Purdue (9/19/15)
- 9 kickoff returns**
last Demitri Knowles (93 yds) at North Carolina (10/6/12)
- 5 blocked field goals**
last Adonis Alexander (75 yds) at Duke (11/5/16)
- 1 fumble recovery**
last Tee Butler (in End Zone) vs. Syracuse (10/16/99)
- 1 fumble return**
last Andrew Motuapuaka (on KO) vs. Western Michigan (9/27/14)
- 11 total safeties on special teams**
last vs. Liberty (9/3/16)

BLOCK PARTY

- Over the past 31 seasons, Tech special teams have blocked **68** punts, **45** field goal attempts and **28** point-after attempts for a total of 141 in 378 games - approx. **1** every **2.72** games.
 - Tech has blocked **1** FGA this year - DT Tim Settle vs. ECU (9/16/17) on 48-yard attempt.
 - Tech blocked **3** FGAs in 2016, the most since the team blocked three during the 2004 season.
 - The **4** total blocks last fall (includes a punt) marked the most since 2008, when the Hokies had five blocks which included 2 PATs, 2 FGAs and 1 punt.
 - In Tech's win vs. ECU (9/24/16), the Hokies blocked both a FGA and a punt, which had last happened vs. Marshall (9/21/13).
 - Credited with the block on the 26-yard FGA was DT Tim Settle, while WR Cam Phillips was the player who blocked the punt.
 - At Syracuse (10/15/16), Vinny Mihota blocked a 53-yard FGA in the second quarter for the Hokies' second blocked FGA of '16.
 - Greg Stroman notched the 30-yard FGA block at Duke (11/5/16) that was returned for a TD by Adonis Alexander.

- Deablo finished with six tackles, his first career TFL and his first career pass breakup that came with :50 seconds left in the game in Virginia Tech territory.
- Deablo played in the latter half of the fourth quarter in place of S Terrell Edmunds, who was suffering from severe cramps.

#LPD ENJOYS RESURGENT 2016

- Defensive coordinator Bud Foster's Lunch Pail Defense returned to its rightful place among the top defenses in the nation last season. The Hokies finished in the top 15 nationally in four categories:

2016 Top 15 FBS Defense Rankings

- 3. Third Down Defense - 27.5%
- 5. Completion Pct. - 50.1%
- T7. Tackles For Loss - 113.0
- 14. Pass Efficiency - 111.1



LUNCH PAIL

- The famed Virginia Tech Lunch Pail has come to symbolize the blue-collar approach of the Hokies' defense under longtime defensive coordinator Bud Foster.
- In 1995, Foster served as co-defensive coordinator with Rod Sharpless, whose mother-in-law found the original Lunch Pail in Mercerville, New Jersey. The pail once belonged to a coal miner and after a record-setting defensive season, the Lunch Pail became an iconic part of Hokies' lore.
- The Pail travels wherever the Hokies go and its care is only entrusted to a defensive leader.
- Before the start of every season, a signed mission statement from the defense is placed in The Pail. Then every week, unit goals, team goals and keys to success are placed in The Pail, plus the turf from any road victories.
- Since 2007, The Pail has also contained the names of the 32 fallen Hokies taken in the April 16 tragedy.
- Darryl Tapp is the only player who has ever earned lifetime possession of an incarnation of The Pail from Foster.

SPECIAL TEAMS

JOEY SLYE: VIRGINIA TECH'S NEW FIELD GOAL KING

- Senior K Joey Slye went 3 for 3 on field goals, 7 for 7 on point after attempts and tallied 10 touchbacks in Virginia Tech's 64-17 win over East Carolina.
- His third field goal of the day gave him 69 for his career, breaking Virginia Tech's all-time mark of 68 that had been held by Shayne Graham since 1999.
- Slye recorded the tackle on his lone kick off of the day that was returned.
- His 25-yard FG with 8:36 left in the second quarter tied the game at 17-17 and his 34-yard FG with 2:07 left in the first half served as the go-ahead score.
- Slye has now scored in 35 consecutive games dating back to Nov. 1 of his freshman season, threatening Graham's program record of 37 straight scoring games.
- Slye moved past Lee Suggs on the all-time scoring list after tallying nine points vs. Delaware (9/9).

Tech Career FG Leaders			Tech Career Scoring Leaders		
Name	Years	FGs	Name, pos.	Years	Pts
1. Joey Slye	2014-	69	1. Shayne Graham, K	1996-99	371
2. Shayne Graham	1996-99	68	2. Joey Slye, K	2014-	352
3. Brandon Pace	2003-06	58	3. Lee Suggs, RB	1999-02	336

SLYE HITS FROM 50

- Senior K Joey Slye, who has solidified a reputation as having one of the most powerful kicking legs in the country, registered a career-long 50-yard field goal vs. Delaware (9/9).
- The last Virginia Tech kicker to boot a 50+ yard FG was Cody Journell, who kicked a 56 yarder at Boston College (11/02/13).
- The last time Slye failed to score in a game was vs. Miami (10/23/14).
- The program record is currently held by K Shayne Graham who scored in 37 straight games from vs. Nebraska (12/31/96) through vs. Florida State (1/4/00).

OSCAR BRADBURN: THE PUNTER FROM DOWN UNDER

- Freshman P Oscar Bradburn placed three punts inside the 20, had two punts of 50+ yards and drew three fair catches playing in his first American rules football game vs. West Virginia.
- He averaged 46.5 yards per punt and registered a long punt of 54 yards.
- A native of Sydney, Bradburn played Australian Rules Football for Sydney Swans Academy and trained at ProKick Australia, a facility in Melbourne that produced two of the three finalists for the 2016 Ray Guy Award.

FOOTBALL HISTORY

All-Time Tech Record (1892- ; 124 seasons)

Overall	732*-461-46
Conference	239-167-21
In Blacksburg	376-112-13
Behind Lane Hall (1892)	1-0-0
Sheib Field (1894-1901)	13-1-0
Gibboney Field (1902-08)	19-2-0
Miles Field (1909-25)	60-3-3
Miles Stadium (1926-64)	67-25-4
Lane Stadium (1965-; 53rd season) ..	216-81-6

On the road	202-217-14
Neutral sites	153-132-19
Televised games	212-102
Overtime games	6-6
When ranked	160-55-1
Opponent ranked	53-88-1
Both teams ranked	35-26
VT ranked higher	23-11
Opponent ranked higher	12-15

* - includes forfeit by Temple during 1986 season

	Tech	Opp.
Total points scored (Ave.) ..	25,553 (21)	17,785 (14)
Most Points Scored	99 (1919)	77 (1973)
Shutouts By (last)	248 (2017)	144 (1995)
Largest Margin of Victory ..	99 (1919)	71 (1973)
Smallest Margin of Victory ..	1 (2014)	1 (2004)

TECH IN OVERTIME (6-6)

Date	Opp.	Tech	Opp	Result	In
9/19/98	at Miami	27	20	W	OT
11/9/02	at Syracuse	42	50	L	3OT
11/15/03	at Temple	24	23	W	OT
1/3/12	vs. Michigan	20	23	L	OT
9/3/12	Ga. Tech	20	17	W	OT
11/17/12	at BC	30	23	W	OT
12/28/12	vs. Rutgers	13	10	W	OT
9/21/13	Marshall	29	21	W	3OT
11/16/13	Maryland	24	27	L	OT
11/22/14	at WF	3	6	L	2OT
10/24/15	Duke	43	45	L	4OT
11/21/15	UNC	27	30	L	OT

POWER 5 LEADERS MOST WINS

1996-Present

- Ohio State 219
- Florida State 205
- Oklahoma 203
- 4. Virginia Tech 198**
- Alabama 197

MOST 10-WIN SEASONS

1999-Present

- Oklahoma 14
- 2. Virginia Tech 12**
- Ohio State 12
- TCU 11
- Alabama 11

▪ Tech's special teams and tight ends coach James Shibest, Bradburn's primary recruiter, is no stranger to working with Australian punters. While serving as special teams coach under Justin Fuente at Memphis, Shibest coached 2013 Ray Guy Award winner and Geelong, Australia native Tom Hornsey.

STROMAN CLIMBING CHARTS FOR PUNT RETURNERS

- Senior PR Greg Stroman's 61-yard punt return for a touchdown vs. Delaware (9/9) helped propel him further up in Virginia Tech's record book for punt returns.
- Stroman now sits behind Frank Loria for sixth all-time in punt return yards and moved into a tie for four in punt return TDs with Eddie Royal.
- In Tech's history, only two men have ever returned more than 100 punts, John Ludlow (136, 1979-82) and Eddie Royal (111, 2004-07), while Royal is the only man to go over 900 yards in punt returns - finishing his career with 1,296 punt return yards.

Career Punt Returns			Career Punt Return Yards			Career Punt Return TDs		
Player	Years	Ret.	Players	Years	Yds.	Players	Years	TDs.
1. John Ludlow	1979-82	136	6. Frank Loria	1965-67	813	1. DeAngelo Hall	2001-03	5
2. Eddie Royal	2004-07	111	7. Greg Stroman 2014-	781		2. Andre Davis	1998-01	4
3. Greg Stroman 2014-	97		8. Billy Meyers	1984-87	750	Frank Loria	1965-67	4
						4. Eddie Royal	2004-07	3
						Greg Stroman 2014-	3	

BRADBURN AVERAGES 40+ YPP IN FIRST THREE GAMES

- Freshman P Oscar Bradburn averaged 40+ yards per punt for the third-consecutive game after punting at a 46.0 clip at East Carolina (9/16).
- Bradburn is the first Virginia Tech punter since Brent Bowden in 2007 to average 40+ per punts in his first three games.
- The program record for consecutive games with a 40+ yards per punt average is eight held by Jimmy Kibble (10/25/97-9/12/98), and twice by A.J. Hughes (12/28/12-10/12/13; 11/2/13- 9/13/14).

SLYE LEADS THE NATION IN TOUCHBACKS

- Senior Joey Slye has been nearly automatic on kick offs this season where 22 of his 23 kicks have gone for a touchback, which leads all of college football.

Touchback Leaders

- Joey Slye, Virginia Tech - 22 (95.7%)
- Mitch Wishnowsky, Utah - 18 (81.8%)
Austin Seibert, Oklahoma - 18 (78.3%)
- Davis Price, Colorado - 17 (85.0%)
Logan Cooke, Mississippi State - 17 (70.8%)

BEAMER'S RETIRED NO. 25 MAKES A RETURN TO THE FIELD

- R-Senior DB Deon Newsome will wear the honorary No. 25 vs. Old Dominion(9/23).
- Head coach Justin Fuente and the Hokies paid homage to Frank Beamer and Virginia Tech's legacy of excellence on special teams last season by selecting a special teams player of the week who will wear No. 25.
- With Coach Beamer's blessing, his retired No. 25 was worn by a player who exemplified the role special teams played during Virginia Tech's rise to national prominence.
- "I'm so very humbled by this thoughtful gesture by Coach Fuente," Beamer said. "I'm grateful that he reached out for my blessing to use the number 25 in this way."

2017 "25" Game By Game

Opponent	Honoree
West Virginia	LB Anthony Shegog
Delaware	LS Colton Taylor
ECU	PR Greg Stroman
ODU	DB Deon Newsome
Clemson	
B. College	
UNC	
Duke	
Miami	
Ga. Tech	
Pitt	
Virginia	

TURNOVER SUMMARY

Date	Opponent	Takeaways	Points		Giveaways	Points		TO Margin	Points Off Margin
			Off			Off			
9/3	West Virginia	1	0		0		+1	0	
9/9	Delaware	2	3		1		+1 (+2)	+3 (+3)	
9/16	East Carolina	3	17		0		+3 (+5)	+17 (+20)	
9/23	Old Dominion	-	-		-		-	-	
9/30	Clemson	-	-		-		-	-	
10/7	Boston College	-	-		-		-	-	
10/21	North Carolina	-	-		-		-	-	
10/28	Duke	-	-		-		-	-	
11/4	Miami	-	-		-		-	-	
11/11	Georgia Tech	-	-		-		-	-	
11/18	Pitt	-	-		-		-	-	
12/3	Virginia	-	-		-		-	-	
Totals		6	0		1		+5	+20	

OFF THE FIELD

7 VIRGINIA TECH SENIORS EARN DEGREES IN SPRING 2017

• Seven Hokies have already earned their undergraduate degrees:

No. Player, Pos.	Major
61 Kyle Chung, OL	Sociology
89 James Clark, WR	Finance (Ohio State);
• Enrolled in Education, Curriculum and Instruction Master's program.	
31 Brandon Facyson, CB	Biology and Sociology
56 Sean Huelskamp, LB	Finance
67 Parker Osterloh, T	Environmental Sciences
• Enrolled in Natural Resources Master's program.	
24 Anthony Shegog, LB	Sociology
87 Colton Taylor, LS	Human Development

4 HOKIES GET SELECTED IN THE 2017 NFL DRAFT

- The Hokies saw four players picked in the 2017 NFL Draft on May 1 in Philadelphia and five others sign free agent contracts.
- Virginia Tech has had a player selected in the NFL Draft every year since 1994.
- S Chuck Clark carried the flag for the Real #DBU as he became the 24th Tech DB to get selected since 1997. Clark is also Bud Foster's 41st NFL Draft pick.

Year	Name	Position	Round	Pick	Overall	Team
2017	Chuck Clark	DB	6	2	186	Baltimore
2017	Bucky Hodges	TE	6	17	201	Minnesota
2017	Sam Rogers	RB	6	22	206	LA Rams
2017	Isaiah Ford	WR	7	19	237	Miami
2017	Woody Baron	DT	FA			Dallas
2017	Trey Edmunds*	RB	FA			Kansas City
2017	Ken Ekanem	DE	FA			Denver
2017	Jon McLaughlin	OL	FA			Arizona
2017	Nigel Williams	DT	FA			Buffalo

*Concluded college career at Maryland; now with New Orleans

THE DRIVE FOR 25

• On Dec. 12, 2016, the Virginia Tech Athletics Department announced the launching of a campaign entitled "Drive for 25," with the department seeking to increase membership in the Virginia Tech Athletic Fund (aka the "Hokie Club") to 25,000 members. That would make the Hokie Club the largest athletics fundraising group in the ACC.



- The impetus behind the Drive for 25 is to raise the financial resources needed to provide Virginia Tech student-athletes with the opportunities to continue their success in the classroom, in competition and in the community.
- The Hokie Club's primary role in providing opportunities for student-athletes comes through the raising of money for scholarships, but tuition, fees and cost of attendance increases continue to climb. The department projects the scholarship bill for 2016-17 to be around \$14.4 million, and the Hokie Club raised \$11.5 million for scholarships last year.
- Legendary head football coach Frank Beamer, who retired at the conclusion of the 2016 season, will be the spokesperson for the campaign. Beamer is a longtime member of the Hokie Club and has contributed extensively to both athletics and academics at the university over three decades.

VIRGINIA TECH CELEBRATES 125 YEARS OF FOOTBALL

- The 2017 football season will mark the 125th year of Virginia Tech Football, with the first game being played on October 21, 1892.
- Virginia Tech has produced new in-game features showcasing fans and former student-athletes' favorite games and memories. Virginia Tech will also be recognizing a group of former student-athletes at each home game.



Teams Under Fuente	2017	Tech	Career
Home	1-0	6-1	21-11
Road	1-0	5-1	15-14
Neutral	1-0	1-2	3-2
Grass	3-0	11-1	16-5
Artificial Turf	0-0	1-3	23-22
Won Coin Toss	3-0	5-3	18-15
Lost Coin Toss	0-0	7-1	21-12

Fuente Teams' Record When ...

Leading after the 1st quarter	2-0	8-1	24-10
Trailing after the 1st quarter	1-0	3-3	12-16
Tied after the 1st quarter	0-0	2-0	3-1
Leading at halftime	3-0	11-0	31-4
Trailing at halftime	0-0	2-4	7-21
Tied at halftime	0-0	0-0	1-2
Leading after 3rd quarter	3-0	11-0	35-2
Trailing after 3rd quarter	0-0	2-4	3-23
Tied after 3rd quarter	0-0	0-0	1-2
Leading with less than 2:00 to play	3-0	13-0	36-2
Trailing with less than 2:00 to play	0-0	0-4	1-24
Tied with less than 2:00 to play	0-0	0-0	2-1
Scores first	2-0	10-1	23-11
Opponent scores first	1-0	3-3	14-16
Scores 20+ points	3-0	13-3	37-14
Opponent scores 20+ points	1-0	5-4	13-25
Holds opponent to 20 points or less	2-0	8-0	26-2
Game is decided by 3 points or less	0-0	3-0	5-3
Game is decided by 10 points or less	1-0	1-2	7-12

Fuente Teams' Record When ...

Less than 150 yards rushing	1-0	1-2	6-20
150+ yards rushing	2-0	12-2	33-8
200+ yards passing	3-0	10-4	27-14
300+ yards passing	1-0	2-2	13-7
300+ yards total offense	3-0	12-4	36-17
400+ yards total offense	2-0	10-2	27-7
500+ yards total offense	1-0	4-0	14-1
70+ total plays	2-0	11-4	28-17
80+ total plays	1-0	5-1	17-5

Fuente Teams' Record When ...

Allowing less than 150 yards rushing	2-0	9-0	30-12
150+ yards rushing	1-0	3-4	8-15
200+ yards passing	2-0	6-2	15-19
300+ yards passing	1-0	3-1	10-10
300+ yards total offense	1-0	6-4	19-24
400+ yards total offense	1-0	4-2	10-13
500+ yards total offense	1-0	2-1	6-6
70+ total plays	1-0	4-3	16-19
80+ total plays	1-0	2-1	10-6

Fuente Teams' Record When ...

Committing fewer turnovers	3-0	10-0	25-7
Committing more turnovers	0-0	1-4	5-17
Turnovers are the same	0-0	2-0	9-3
Having fewer penalty yards	2-0	10-1	22-7
Having more penalty yards	1-0	3-2	17-19
Penalty yards are even	0-0	0-1	0-1
Leading time of possession	2-0	11-1	26-10
Trailing time of possession	1-0	2-3	13-17

Fuente Teams' High & Low Water Marks ...

Largest halftime lead	17	38	56
Largest halftime deficit	-	24	28
Highest number of plays	95	95	97
Lowest number of plays	57	68	48
Opponent highest number of plays	89	100	100
Opponent lowest number of plays	61	55	50
Warmest Game Temperature	85°	85°	94°
Coldest Game Temperature	68°	37°	37°

Fuente Teams' For ...

Day Games	2-0	9-2	21-13
Night Games (5 p.m. kickoff or later)	1-0	4-2	18-14
Games with temperature 49 or below	0-0	2-0	5-3
Games with temperatures in 50s	0-0	2-1	6-6
Games with temperatures in 60s	1-0	3-1	10-5
Games with temperatures in 70s	1-0	5-1	11-6
Games with temperatures in 80s	1-0	1-1	6-4
Games with temperatures in 90s	0-0	0-0	1-3

2017 HONORS

QB Josh Jackson

- Pro Football Focus National Team of the Week, QB (9/19)
- ACC Rookie of the Week (9/18)
- Athlon Sports Offensive Freshman of the Week (9/17)
- ACC Rookie of the Week (9/5)
- CBS Sports Freshman of the Week (9/5)

WR Cam Phillips

- Pro Football Focus National Team of the Week, WR (9/19)
- ACC Receiver of the Week (9/18)
- ACC Receiver of the Week (9/5)
- Biletnikoff Award Watch List
- All-ACC Preseason Football Team

LB Andrew Motuapuaka

- ACC Linebacker of the Week (9/5)

Virginia Tech

- Athlon Sports Team of the Week (9/5)

HC Justin Fuente

- Bobby Dodd Trophy Watch List

LB Tremaine Edmunds

- Athlon Sports Preseason All-America 3rd Team
- Bednarik Award Watch List

- Nagurski Trophy Watch List
- Butkus Award Watch List
- All-ACC Preseason Football Team
- Sports Illustrated Preseason Second Team All-American

DT Tim Settle

- Piesman Trophy Watch List

K Joey Slye

- Wuerffel Trophy Watch List
- All-State Good Works Team
- Groza Award Watch List

CB Greg Stroman

- Athlon Sports Preseason All-America 2nd Team
- Jim Thorpe Award Watch List
- Hornung Award Watch List

OL Wyatt Teller

- All-ACC Preseason Football Team

HOKIES ON CURRENT NFL ROSTERS - 14

T	Duane Brown (DNR)	Houston
S	Kam Chancellor	Seattle
S	Chuck Clark	Baltimore
RB	Trey Edmunds	New Orleans
WR	Isaiah Ford (IR)	Miami
WR	Corey Fuller (IR)	New Orleans
CB	Kyle Fuller	Chicago
CB	Kendall Fuller	Washington
S	DeAngelo Hall (PUP)	Washington
TE	Bucky Hodges (PS)	Carolina
LB	Dadi Nicolas (PUP)	Kansas City
FB	Sam Rogers (PS)	LA Rams
QB	Tyrod Taylor	Buffalo
TE	Logan Thomas	Buffalo

*As of Sept. 5 2017

IR - Injured Reserve

PS - Practice Squad

PUP - Reserve/Physically unable to perform

DNR - Did Not Report

TWO-TIME NFL COACH OF THE YEAR

Bruce Arians took a long and winding path before finally becoming an NFL head coach. This former Tech quarterback has a penchant for getting the best out of passers at the pro level with his notable pupils including Super Bowl champions Peyton Manning and Ben Roethlisberger, as well as the likes of Carson Palmer and Andrew Luck.

BRUCE ARIANS

Quarterback – Virginia Tech (1972-74)

Head Coach – Arizona Cardinals (2013-present)

- Associated Press NFL Coach of the Year – Indianapolis Colts (2012)
- Associated Press NFL Coach of the Year – Arizona Cardinals (2014)




Bruce Arians (pictured above), a former Virginia Tech quarterback and currently the head coach of the Arizona Cardinals, proudly sporting his Hokies' swag.

OTHER HOKIES IN NFL ROLES

Malcolm Blaken	Washington	Director of Player Development
Eugene Chung	Philadelphia	Assistant O-Line/Tight Ends/Run Game
Keith Gray	Philadelphia	Assistant Strength & Conditioning
Torrian Gray	Washington	Defensive Backs
Chad Grimm	Washington	Outside Linebackers
Jeff King	Chicago	Pro Scout
Anthony Midget	Houston	Assistant Secondary
Chris Peduzzi	Philadelphia	Head Athletic Trainer
Nick Rapone	Arizona	Defensive Backs
Johnny Shelton	Baltimore	Team Chaplain
Nick Sorensen	Seattle	Secondary

LANE STADIUM

A TRUE HOMEFIELD ADVANTAGE



NO. 1

Best Homefield Advantage in College Football (Rivals.com)

Lane Stadium doesn't blow people away by the brute strength of a massive stadium, but with knowledgeable fans that always reach a frenzied pitch at the right time, the Hokies make the most of their numbers.

Every good stadium has at least one end designed for deafening noise levels, and the enclosed South End Zone at Lane Stadium fits the bill perfectly. Holding more than 11,000 screaming Virginia Tech fans, the section amplifies noise and renders audibles useless. That's not to mention the isolation factor. With the nearest major airport nearly 45 minutes away, opponents' fans are never out in force at Lane Stadium.

NO. 2

Best College Football Town in America (USA Today Survey)

NO. 2

Scariest Venue for Opposing Teams (ESPN the Magazine)

The two loudest places I've ever seen a game are Lane Stadium and the Orange Bowl, but the Hokies' home crowd is a lot more consistent. The whole place rocks when they crank up "Enter Sandman." I remember watching a decent BC team go there on a Thursday night and completely melt down.

NO. 2

Best Entrances in College Football (Sports Illustrated)

This entrance is one of the purest slices of Americana you will ever experience.

NO. 6

College Football Stadium & Tailgate Fans Should Visit Before They Die (Bleacher Report)

NO. 7

Loudest College Football Stadium (Bleacher Report)

LANE STADIUM - HOME OF THE HOKIES

Rising high into the mountainous sky of the New River Valley, Virginia Tech's Lane Stadium enters its 53rd year of football competition in 2017. The Tech football team has enjoyed over two decades of success, going to 24 straight bowl games and winning 10 or more games eight straight seasons from 2004-11. A big part of that success is the home-field advantage the Hokies enjoy at Lane Stadium/Worsham Field.

Sitting at roughly 2,057 feet above sea level, the stadium is the second-highest among all FBS schools in the eastern United States, trailing only Appalachian State (3,300). Completed in 1965, Lane Stadium/Worsham Field has gone through numerous changes, renovations and additions. But through it all, it has always been regarded as one of the finest places to watch – and toughest places for opponents to play – a college football game.

THE HOKIE STONE

Before each home football game, Virginia Tech football players and coaching staff enter Lane Stadium through a tunnel. On the stadium-side entrance to Worsham Field, they pass beneath a Hokie Stone, which they touch for good luck and is flanked by these words: "For those who have passed. For those to come ... Reach for Excellence."

ENTER SANDMAN

The history behind Virginia Tech's use of Metallica's "Enter Sandman" started during the 2000 season. That summer, Tech added a new scoreboard to Lane Stadium and the athletics marketing team decided to use the song for an entrance video. The group considered "Welcome to the Jungle" by Guns N' Roses and "Sirius" by the Alan Parsons Project before settling on "Enter Sandman." As the song played on one chilly evening prior to team's entrance, members of the Marching Virginians began to jump up and down in rhythm in an effort to stay warm. The Lane Stadium crowd followed suit and the jumping hasn't stopped since.

MILESTONE GAMES

	DATE	OPPONENT	RESULT
Inaugural Game & Win	10/2/65	William & Mary	W 9-7
First Televised Game	10/29/66	Florida State	W 23-21
First Night Game	11/25/82	Virginia	W 21-14
First Win Under Beamer	10/3/87	Navy	W 31-11
First ESPN Game	11/24/90	Virginia	W 38-13
Worsham Field Dedicated	9/5/92	James Madison	W 49-10
First BIG EAST Game	9/26/92	West Virginia	L 16-7
First BIG EAST Win	10/16/93	Temple	W 55-7
100th Win	9/22/94	West Virginia	W 34-6
First Thursday Night Game	9/22/94	West Virginia	W 34-6
Program's 1,000th Game	9/4/99	James Madison	W 47-0
First College Gameday Appearance	10/16/99	Syracuse	W 62-0
First ACC Game & Win	9/18/04	Duke	W 41-17
200th Win	10/13/12	Duke	W 41-20
Beamer's Final Home Win	10/9/15	N.C. State	W 28-13
Beamer's Final Home Game	11/21/15	North Carolina	L 30-27 OT
300th Game	11/20/16	Miami	W, 37-16
First Win Under Fuente	9/3/17	Liberty	W, 36-13

LANE STADIUM

FAST FACTS

Capacity.....	66,233
Seasons.....	53rd in 2017
Inaugural Season.....	1965
Construction Began.....	April 1964
New Press Box/West Side Completed.....	2006
South End Zone Expansion Completed.....	2002
Longest Tech Win Streak.....	16 games (9/4/99 – 10/13/01)
Elevation Above Sea Level.....	2,057 feet

VIRGINIA TECH INDOOR PRACTICE FACILITY



2 737 jets can fit inside the building (nose to tail)



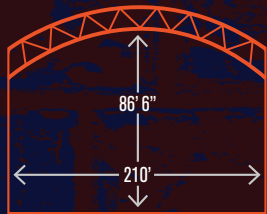
26,500 Square feet of glass and translucent panels, which is just over half an acre



11,213 Square feet of Hokie Stone on the facade

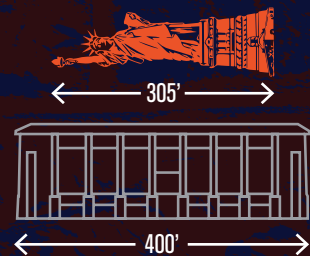
1,200 Tons of specially engineered steel were utilized

Over 86 feet from the field to the bottom of the truss — a must for the kicking game!



86 feet 6 inches

The Statue of Liberty could easily fit inside the facility



7,905,108

Cubic feet of space, enough room to fill

89 OLYMPIC POOLS

60,000

Square feet of precast concrete panels with the majority of weighing over

18 TONS

8

UT PROSIM

Porticoes feature the same values as the eight pylons of Virginia Tech's War Memorial: Brotherhood, Honor, Leadership, Sacrifice, Service, Loyalty, Duty and Ut Prosim

2017 VIRGINIA TECH FOOTBALL ROSTERS

#	NAME	POS	#	NAME	VL	POS	HT	WT	YR	HOMETOWN	HS/LAST SCHOOL
2	Hendon Hooker	QB	36	Adonis Alexander	2	CB	6' 3"	197	Jr.	Charlotte, N.C.	Independence
2	Tyree Rodgers	DB	23	Rayshard Ashby	-	LB	5' 10"	227	Fr.	Chesterfield, Va.	L.C. Bird High School
3	Greg Stroman	CB	63	Daniel Bailey	-	OL	6' 3"	300	r-So.	Abingdon, Va.	Abingdon
4	Tim Settle	DT	40	Emmanuel Belmar	0	DE	6' 2"	240	r-Fr.	Suwanee, Ga.	Collins Hill
5	Cam Phillips	WR	42	Cole Blaker	-	TE	6' 3"	230	Fr.	Narrows, Va.	Narrows
5	Ryan Willis	QB	91	Oscar Bradburn	-	P	6' 1"	202	Fr.	Sydney, Australia	Sydney Secondary College
6	AJ Bush	QB	53	Aiden Brown	-	OL	6' 2"	273	Fr.	Silver Spring, Md.	Bullis School
6	Mook Reynolds	DB	43	Xavier Burke	-	DL	6' 3"	282	r-So.	Lawrenceville, Va.	Brunswick
7	Devon Hunter	DB	6	AJ Bush	-	QB	6' 4"	225	r-Jr.	Atlanta, Ga.	Norcross/Iowa Western CC
8	Phil Patterson	WR	52	Austin Cannon	-	OL	6' 2"	314	r-Fr.	Mechanicsville, Va.	Atlee/Fork Union
8	Ricky Walker	DT	86	C.J. Carroll	1	WR	5' 8"	173	r-Jr.	Olney, Md.	Our Lady of Good Counsel
9	Drake Deluliis	TE	65	Matt Christ	-	OL	6' 3"	273	r-So.	Sterling, Va.	Dominion
9	Khalil Ladler	DB	61	Kyle Chung	-	OL	6' 3"	302	Sr.	Ponte Vedra Beach, Fla.	Ponte Vedra
11	Jack Click	QB	89	James Clark	-	WR	5' 10'	185	r-Sr.	New Smyrna Beach, Fla.	Ohio State
11	Houshun Gaines	DE	11	Jack Click	-	QB	6' 3"	215	r-So.	Glen Allen, Va.	Deep Run/Fork Union
12	Henri Murphy	WR	87	Tre Coghill III	-	WR	5' 11"	161	Fr.	Fredericksburg, Va.	Mountain View
13	Caleb Farley	WR	85	Chris Cunningham	1	TE	6' 2"	241	r-So.	Jacksonville, Fla.	Atlantic Coast
13	Jalen Holston	RB	39	Sean Daniel	-	WR	5' 9"	180	r-So.	Chesapeake, Va.	Oscar Smith
15	Sean Savoy	WR	17	Divine Deablo	1	DB	6' 3"	210	So.	Winston-Salem, N.C.	Mount Tabor
16	Coleman Fox	RB	35	Zion Debose	-	DE	6' 1"	244	Fr.	Salisbury, N.C.	North Rowan
17	Divine Deablo	DB	9	Drake Deluliis	-	TE	6' 5"	235	Fr.	Charlotte, N.C.	Providence
17	Josh Jackson	QB	81	Samuel Denmark	-	WR	6' 0"	187	r-Fr.	Huger, S.C.	Hanahan
18	Raymon Minor	DE	60	Silas Dzansi	-	OL	6' 5"	305	Fr.	Woodbridge, Va.	C.D. Hylton
18	Chase Mummau	QB	22	Terrell Edmunds	2	S	6' 2"	220	r-Jr.	Danville, Va.	Dan River
19	Hezekiah Grimsley	WR	49	Tremaine Edmunds	2	LB	6' 5"	250	Jr.	Danville, Va.	Dan River
20	Deon Newsome	S	31	Brandon Facyson	3	CB	6' 2"	197	Sr.	Newnan, Ga.	Northgate
21	Reggie Floyd	S	13	Caleb Farley	-	WR	6' 2"	192	Fr.	Hickory, N.C.	Maiden
22	Terrell Edmunds	S	21	Reggie Floyd	1	S	6' 0"	218	So.	Manassas, Va.	Stonewall Jackson
23	Rayshard Ashby	LB	16	Coleman Fox	-	RB	5' 11"	200	r-So.	Salem, Va.	Salem
24	Anthony Shegog	LB	47	Darius Fullwood	-	DT	6' 3"	282	r-So.	College Park, Md.	Our Lady of Good Counsel
26	Jovonn Quillen	DB	11	Houshun Gaines	1	DE	6' 3"	245	r-So.	Rocky Mount, N.C.	Nash Central
27	Justin Hairston	WR	64	Eric Gallo	3	C	6' 2"	300	Sr.	Richboro, Pa.	Council Rock South
27	Shawn Payne	CB	45	TyJuan Garbutt	-	DE	6' 1"	221	Fr.	Fredericksburg, Va.	Riverbend
28	Bryce Watts	DB	59	J'Bril Glaze	-	DL	6' 1"	270	Fr.	Tampa, Fla.	Jefferson
29	Dalton Keene	TE	41	Jaylen Griffin	-	LB	6' 1"	238	Fr.	Rome, Ga.	Rome
29	Ishmiel Seisay	DB	48	Daniel Griffith	-	LB	6' 0"	230	r-Fr.	Suffolk, Va.	Nansemond-Suffolk Academy
30	Jordan Jefferson	WR	19	Hezekiah Grimsley	-	WR	6' 0"	172	Fr.	Williamsburg, Va.	Lafayette
31	Brandon Facyson	CB	27	Justin Hairston	-	WR	6' 0"	176	Fr.	Manassas, Va.	Osborn Park
32	Steven Peoples	RB	90	Casey Harman	-	TE	6' 3"	242	r-So.	Swords Creek, Va.	Honaker
33	Deshawn McCleese	RB	89	Damon Hazelton	-	WR	6' 2"	215	r-Fr.	Baltimore, Md.	Ball State
34	Travon McMillian	RB	55	Jarrod Hewitt	-	DT	6' 1"	285	r-Fr.	Venice, Fla.	Venice
35	Zion Debose	DE	94	Trevon Hill	1	DE	6' 3"	245	r-So.	Virginia Beach, Va.	Salem
36	Adonis Alexander	CB	13	Jalen Holston	-	RB	5' 11"	219	Fr.	Stockbridge, Ga.	Stockbridge
37	Devante Smith	DB	2	Hendon Hooker	-	QB	6' 4"	216	Fr.	Greensboro, N.C.	Dudley
38	Rico Kearney	LB	76	Jarrett Hopple	-	OL	6' 7"	305	r-Fr.	Suffolk, Va.	Nansemond River
39	Sean Daniel	WR	75	Zachariah Hoyt	-	OL	6' 4"	298	r-Fr.	Salem, Va.	Salem
39	Tyrone Thornton	DB	56	Sean Huelskamp	3	LB	6' 1"	225	r-Sr.	Centreville, Va.	Chantilly
40	Emmanuel Belmar	DE	7	Devon Hunter	-	DB	6' 0"	216	Fr.	Chesapeake, Va.	Indian River
40	Trey Skeens	RB	17	Josh Jackson	-	QB	6' 1"	215	r-Fr.	Ann Arbor, Mich.	Saline
41	Jaylen Griffin	LB	71	T.J. Jackson	-	T	6' 6"	320	r-Fr.	Cumberland, Va.	Cumberland County
41	John Jennings	DB	30	Jordan Jefferson	-	WR	5' 8"	180	r-Fr.	Goochland, Va.	Goochland
42	Cole Blaker	TE	41	John Jennings	-	DB	5' 11"	172	Jr.	Clifton, Va.	Centreville
43	Xavier Burke	DL	93	Brian Johnson	-	K	6' 1"	180	r-Fr.	Washington, D.C.	Gonzaga
44	Dylan Rivers	LB	38	Rico Kearney	-	LB	6' 0"	230	Fr.	Jacksonville, Fla.	Mandarin
44	Terius Wheatley	RB	50	Patrick Kearns	-	OL	6' 5"	290	r-Fr.	Adairsville, Ga.	Darlington School
45	TyJuan Garbutt	DE	29	Dalton Keene	-	TE	6' 4"	240	Fr.	Littleton, Colo.	Chatfield
46	Joey Slye	K	68	Connor Kish	-	OL	6' 2"	295	r-So.	Oceanside, Calif.	El Camino
47	Darius Fullwood	DT	70	Kevin Kish	-	OL	6' 2"	292	r-So.	Oceanside, Calif.	El Camino
48	Daniel Griffith	LB	61	Joe Koshuta	-	DL	6' 1"	253	r-So.	Vienna, Va.	Madison
49	Tremaine Edmunds	LB	83	Eric Kumah	1	WR	6' 2"	220	So.	Woodbridge, Va.	Forest Park
50	Patrick Kearns	OL	9	Khalil Ladler	-	DB	5' 11"	180	r-Fr.	Stone Mountain, Ga.	IMG Academy
52	Austin Cannon	OL	33	Deshawn McCleese	-	RB	5' 9"	190	r-So.	Chesapeake, Va.	Oscar Smith
53	Aiden Brown	OL	34	Travon McMillian	2	RB	6' 0"	210	r-Jr.	Woodbridge, Va.	C.D. Hylton
53	Trent Young	LB	99	Vinny Mihota	2	DE	6' 5"	270	r-Jr.	Fredericksburg, Va.	Massaponax
54	Andrew Motuapuaka	LB	18	Raymon Minor	-	DE	6' 2"	245	r-Jr.	Ashland, Va.	Benedictine

		#	NAME	VL	POS	HT	WT	YR	HOMETOWN	HS/LAST SCHOOL	
54	Lecitus Smith	TE									
55	Jarrod Hewitt	DT	77	Demetri Moore	-	OL	6' 6"	302	r-Jr.	Fairborn, Ohio	Huffman
56	Sean Huelskamp	LB	54	Andrew Motuapuaka	3	LB	6' 0"	236	r-Sr.	Virginia Beach, Va.	Salem
57	Wyatt Teller	G	18	Chase Mummau	-	QB	6' 2"	192	r.-Fr.	Mechanicsville, Va.	Lee-Davis
58	Nathan Proctor	DE	12	Henri Murphy	-	WR	5' 10"	190	Jr.	Pine Bluff, Ark.	Dollarway/East Central CC
58	Zack Treser	LB	20	Deon Newsome	2	S	5' 11"	200	r-Sr.	Hampton, Va.	Hampton
59	J'Bril Glaze	DL	69	Yosuah Nijman	2	T	6' 7"	320	Jr.	Maplewood, N.J.	Columbia/Fork Union
60	Silas Dzansi	OL	67	Parker Osterloh	2	T	6' 8"	325	r-Sr.	Williamsburg, Va.	Warhill
61	Kyle Chung	OL	8	Phil Patterson	-	WR	6' 2"	193	r-Fr.	Virginia Beach, Va.	Bayside
61	Joe Koshuta	DL	27	Shawn Payne	-	CB	6' 3"	189	r-Jr.	Chesterfield, Va.	L.C. Bird
62	D'Andre Plantin	OL	32	Steven Peoples	2	RB	5' 9"	220	Jr.	Galax, Va.	Galax
63	Daniel Bailey	OL	80	Colt Pettit	1	TE	6' 3"	265	r-So.	Deshler, Ohio	Patrick Henry
64	Eric Gallo	C	74	Braxton Pfaff	1	OL	6' 5"	308	r-Jr.	Lynchburg, Va.	Liberty Christian Academy
65	Matt Christ	OL	5	Cam Phillips	3	WR	6' 0"	202	Sr.	Laurel, Md.	DeMatha
67	Parker Osterloh	T	88	Kalil Pimpleton	-	WR	5' 8"	170	Fr.	Muskegon, Mich.	Muskegon
68	Connor Kish	OL	62	D'Andre Plantin	-	OL	6' 5"	301	r-So.	Norcross, Ga.	Norcross
69	Yosuah Nijman	T	98	Robert Porcher IV	-	DE	6' 1"	262	Fr.	Orlando, Fla.	Dr. Phillips
70	Kevin Kish	OL	58	Nathan Proctor	-	DE	6' 2"	224	Fr.	Indian Head, Md.	Lackey
71	T.J. Jackson	T	26	Jovonn Quillen	1	DB	6' 0"	187	So.	Hampton, Va.	Hampton
74	Braxton Pfaff	OL	97	Austin Reeves	-	LS	6' 0"	207	Fr.	Huntersville, N.C.	Davidson Day School
75	Zachariah Hoyt	OL	6	Mook Reynolds	2	DB	6' 0"	191	Jr.	Greensboro, N.C.	Northern Guilford
76	Jarrett Hopple	OL	44	Dylan Rivers	-	LB	6' 1"	233	Fr.	Sherando, Va.	Sherando
77	Demetri Moore	OL	2	Tyree Rodgers	-	DB	6' 1"	185	r-Fr.	Camden, N.J.	Camden Catholic
79	Tyrell Smith	OL	15	Sean Savoy	-	WR	5' 9"	188	Fr.	Washington, D.C.	Woodrow Wilson
80	Colt Pettit	TE	29	Ishmiel Seisay	-	DB	5' 9"	195	r-So.	Springfield, Va.	St. Stephen's & St. Agnes
81	Samuel Denmark	WR	4	Tim Settle	1	DT	6' 3"	335	r-So.	Manassas, Va.	Stonewall Jackson
83	Eric Kumah	WR	24	Anthony Shegog	3	LB	6' 2"	230	r-Sr.	Stafford, Va.	North Stafford
85	Chris Cunningham	TE	40	Trey Skeens	-	RB	5' 11"	215	r-So.	Wytheville, Va.	George Wythe
86	C.J. Carroll	WR	46	Joey Slye	3	K	5' 11"	213	Sr.	Stafford, Va.	North Stafford
87	Tre Coghill III	WR	37	Devante Smith	-	DB	6' 1"	202	Fr.	Manassas, Va.	Stonewall Jackson
87	Colton Taylor	LS	54	Lecitus Smith	-	TE	6' 3"	276	Fr.	Fitzgerald, Ga.	Fitzgerald
88	Kalil Pimpleton	WR	79	Tyrell Smith	1	OL	6' 3"	301	r-So.	N. Brunswick, N.J.	Don Bosco Prep/Cushing
89	James Clark	WR	92	Jordan Stout	-	P	6' 2"	182	Fr.	Honaker, Va.	Honaker
89	Damon Hazelton	WR	3	Greg Stroman	3	CB	6' 0"	181	Sr.	Bristow, Va.	Stonewall Jackson
90	Casey Harman	TE	87	Colton Taylor	1	LS	6' 1"	223	r-Sr.	Salem, Va.	Salem
91	Oscar Bradburn	P	96	Jimmie Taylor	-	DT	6' 2"	256	r-Fr.	Jacksonville, N.C.	Southwest-Onslow
92	Jordan Stout	P	57	Wyatt Teller	3	G	6' 5"	315	r-Sr.	Bealeton, Va.	Liberty
93	Brian Johnson	K	39	Tyrone Thornton	-	DB	5' 9"	197	r-So.	Boston, Mass.	Newton South
94	Trevon Hill	DE	58	Zack Treser	-	LB	6' 5"	222	r-So.	Blacksburg, Va.	Blacksburg
96	Jimmie Taylor	DT	8	Ricky Walker	2	DT	6' 2"	300	r-Jr.	Hampton, Va.	Bethel
97	Austin Reeves	LS	28	Bryce Watts	-	DB	6' 0"	167	Fr.	Toms River, N.J.	Toms River North
98	Robert Porcher IV	DE	44	Terius Wheatley	-	RB	6' 0"	192	Fr.	Ann Arbor, Mich.	Pioneer
99	Vinny Mihota	DE	5	Ryan Willis	-	QB	6' 4"	220	Jr.	Overland Park, Kan.	Bishop Miege/Kansas
			53	Trent Young	1	LB	5' 10"	215	r-Jr.	Richmond, Va.	Douglas Freeman

COACHING STAFF

SIDELINE

Justin Fuente	Head Coach
Bud Foster	Assoc. Head Coach/Defensive Coordinator/Linebackers
Galen Scott	Assistant Head Coach/Safeties
Vance Vice	Offensive Line
James Shibest	Special Teams Coordinator/Tight Ends
Holmon Wiggins	Wide Receivers
Charley Wiles	Defensive Line

PRESS BOX

Zohn Burden	Running Backs
Brad Cornelsen	Offensive Coordinator/Quarterbacks
Brian Mitchell	Cornerbacks

PRONUNCIATION GUIDE

ZOHN Burden (Coach)	ZONN	Vinny MIHOTA	muh-HOE-ta
Matt CHRIST	CRIST	RAYMON Minor	RAY-mahn
Brad CORNELSEN (Coach)	CORNELL-son	Andrew MOTUAPUAKA	mo-TOO-uh-poo-WAH-kuh
ZION DEBOSE	ZEYE-in de-BOHZ	Chase MUMMAU	MOO-ma
Drake DEIULIIS	DUEL-ee-is (like Julius)	YOSUAH NIJMAN	YOSH-u-ah NYJ-man
Silas DZANSI	JAN-zee	Parker OSTERLOH	OH-ster-low
Terrell Edmunds	tuh-RELL	Colt PETTIT	PET-it
Brandon FACYSON	FAY-sin (rhymes with Jason)	Braxton PFAFF	FAFF
HOUSHUN Gaines	HOW-shun	KALIL Pimpleton	kuh-LEEL
J'BRIL Glaze	juh-BRILL	JOVONN Quillen	joe-VAHN
HEZEKIAH Grimsley	hez-eh-KEYE-uh	Sean SAVOY	suh-VOY
JARROD Hewitt	Jared	Ish SEISAY	SEE-say
Sean HUELSKAMP	HULES-camp	Anthony SHEGOG	shih-GOG
DEVON Hunter	DEVIN	James SHIBEST (Coach)	SHE-best
Joe KOSHUTA	co-SHOOT-uh	LECITUS Smith	luh-SEE-tis
Eric KUMAH	COO-muh	Zach TRESER	TRESS-er
KHALIL Ladler	kuh-LEAL	TERIUS Wheatley	TARE-ee-is
Travon McMILLIAN	mick-MILL-en		

Unofficial Depth Chart (as of 9/20/17)

DEFENSE

FS
22 Te. Edmunds
 6-2 • 220 • r-Jr.
 17 Deablo
 6-3 • 210 • So.

ROVER
21 Floyd
 6-0 • 218 • So.
 7 Hunter
 6-0 • 216 • Fr.

RCB
31 Facyson
 6-2 • 197 • r-Sr.
 3 Stroman
 6-0 • 181 • Sr.

WHIP
6 Reynolds
 6-0 • 191 • Jr.
 20 Newsome
 5-11 • 200 • r-Sr.

MLB
54 Motuapuaka
 6-0 • 233 • r-Sr.
 56 Huelskamp
 6-1 • 225 • r-Sr.

LOLB
49 Tr. Edmunds
 6-5 • 250 • Jr.
 24 Shegog
 6-2 • 230 • r-Sr.

LCB
3 Stroman
 6-0 • 181 • Sr.
 28 Watts
 6-0 • 167 • Fr.

RDE
94 Hill
 6-3 • 245 • r-So
 40 Belmar
 6-2 • 240 • r-Fr.

NT
4 Settle
 6-3 • 335 • r-So.
 96 Taylor
 6-2 • 256 • r-Fr.

DT
8 Walker
 6-2 • 300 • r-Jr.
 55 Hewitt
 6-1 • 285 • r-Fr.

LDE
99 Mihota
 6-5 • 270 • r-Jr.
 11 Gaines
 6-3 • 245 • r-So.

OFFENSE

WR
5 Phillips
 6-0 • 202 • Sr.
 19 Grimsley
 6-0 • 172 • Fr.

LT
69 Nijman
 6-7 • 320 • Jr.
 71 T. Jackson
 6-6 • 320 • r-Fr.

LG
57 Teller
 6-5 • 315 • r-Sr.
 77 Moore
 6-6 • 302 • r-Jr.

C
64 Gallo
 6-2 • 300 • Sr.
 75 Hoyt
 6-4 • 298 • r-Fr.

RG
74 Pfaff
 6-5 • 308 • r-Jr.
 62 Plantin
 6-5 • 301 • r-So.

RT
61 Chung
 6-3 • 302 • r-Sr.
 79 T. Smith
 6-3 • 301 • r-So.

WR
83 Kumah
 6-2 • 220 • So.
 89 Clark
 5-10 • 185 • r-Sr.

WR
86 Carroll
 5-8 • 173 • r-Jr.
 15 Savoy
 5-9 • 188 • Fr.

RB
32 Peoples
 5-9 • 220 • Jr.
 -or-
34 McMillian
 6-0 • 210 • r-Jr.

QB
17 J. Jackson
 6-1 • 215 • r-Fr.
 6 Bush
 6-4 • 225 • r-Jr.

TE
29 Keene
 6-4 • 240 • Fr.
 -or-
85 Cunningham
 6-2 • 241 • r-So.

SPECIALISTS

K	P	KR	PR	KO	H	PS	KS
46 Slye 5-11 • 213 • Sr. 93 Johnson 6-1 • 180 • So.	91 Bradburn 6-1 • 202 • Fr. 92 Stout 6-2 • 182 • Fr.	89 Clark 5-10 • 185 • r-Sr. 6 Reynolds 6-0 • 191 • Jr.	3 Stroman 6-0 • 180 • Jr. 86 Carroll 5-8 • 167 • r-So.	46 Slye 5-11 • 213 • Sr. 93 Johnson 6-1 • 180 • So.	91 Bradburn 6-1 • 202 • Fr. 86 Carroll 5-8 • 173 • r-Jr.	87 Taylor 6-1 • 223 • r-Sr. 96 Reeves 6-0 • 207 • Fr.	87 Taylor 6-1 • 223 • r-Sr. 96 Reeves 6-0 • 207 • Fr.

17 FOOTBALL GAME NOTES

VIRGINIA TECH STRATEGIC COMMUNICATIONS

Monday	Tuesday	Wednesday	Thursday	Friday	Saturday	Sunday
Media Interviews 11:30 A.M. Cassell Media Center ▪ Fuente and selected players	Media Interviews 1 P.M. Cassell Media Center	ACC Teleconference 11:50 A.M. ▪ Coach Fuente	No availability No availability	No availability	VT vs. Old Dominion ▪ Postgame: Fuente, Foster, select players	No availability

▪ **MONDAY - MEDIA LUNCHEON:** Mondays, media members are invited to Cassell Coliseum to take part in a press conference with Coach Justin Fuente in the Cassell Media Center. A light lunch is served at 11:30 a.m. with interviews beginning at 12 p.m., with Coach Fuente starting at the podium. Coach Fuente will not be available pre-practice on Tuesday.

The press conference will be streamed and archived on the Virginia Tech Athletics Facebook page, Facebook.com/HokieSports. Highlights from the availability will be available on HokieSports.com.

Media may ONLY park in the softball/track lot without a visitor's pass. Tickets will be the responsibility of the offender.

▪ **TUESDAY - MEDIA INTERVIEWS:** Tuesdays, selected individuals will be available pre-practice. These interviews will take place in the Cassell Media Center at approximately 1 p.m.

The press conference will be streamed and archived on Periscope via the Virginia Tech football Twitter account, @VT_Football. Highlights from the availability will be available on HokieSports.com.

Media may ONLY park in the softball/track lot without a visitor's pass. Tickets will be the responsibility of the offender

▪ **WEDNESDAY - ACC TELECONFERENCE:** The ACC football coaches will be featured on a weekly teleconference, beginning Wednesday, Aug. 30 and continuing each Wednesday until Nov. 15. The final teleconference will be on Tuesday, Nov. 21, due to the Thanksgiving holiday. Each coach will be available for 10 minutes, with Coach Justin Fuente scheduled to start at 11:50 a.m.

Members of the media can secure the number by contacting the ACC office at (336) 851-6062.

▪ **ACC VIDEO CLIP SERVICE:** ACC Advanced Media will utilize the ACC Video Clip Service (AVCS) to provide football highlights and press conference excerpts to broadcast media across the conference footprint. This service will provide video content to media outlets in a more timely fashion, in an easy to access and download format, at no cost. To register for the AVCS contact Scott McBurney, Assistant Commissioner/ACC Advanced Media, at smcburney@theacc.org or call 336.369.4646.

▪ **WWW.HOKIESPORTS.COM:** The official web site of Virginia Tech athletics is home to all the football knowledge you need. Schedules, results, rosters, bios, stats, general releases and game notes can be found here and are always up to date. The Gameday section (only available for home games) has live stats, radio and television coverage information and other pertinent information.

▪ **HOKIESPORTS.COM/MEDIA:** This media-only, password-protected web site is designed to make the media's job easier. Here you will find high-resolution, color head shots of every Tech football player and coach available to download, along with logos and other information.

▪ **HOKIESPORTS.COM/MEDIA/CREDENTIALS:** Tech's online site to request single-game press box or photo credentials. No email requests please!

▪ **WWW.THEACC.COM:** Updated standings, results, schedules, stats and notes are on the site each week during the season.

▪ **WWW.COLLEGEPRESSBOX.COM:** collegepressbox.com is the official media web site for ACC football. Access and download weekly game notes, quotes, stats, media guides and more for the conference and each of its 12 member schools. Login information will be distributed to accredited media or you can apply for a password by sending an e-mail to password@collegepressbox.com.

JUST VIRGINIA TECH, PLEASE

- While the full name of the school is Virginia Polytechnic Institute and State University, the school is commonly referred to as "Virginia Tech."
- Founded in 1872, as Virginia Agricultural and Mechanical College, the university changed its name to Virginia Polytechnic Institute in 1896.
- Fans of the athletic department, as well as media covering the Hokies, shortened the name to VPI, but it eventually became Virginia Tech.
- The "State University" was added in 1970 to bring the official title to what it is today.
- Those covering Hokie athletics are asked to refer to the university as simply "Virginia Tech."
- **Virginia Tech University, VPI and SU, VPI&SU, VT or VA Tech are not recognized names and should not be used.**

WHO TO CONTACT

STRATEGIC COMMUNICATIONS OFFICE

21 Beamer Way
Room 460, Jamerson Athletic Center
Blacksburg, Va. 24061
Office: (540) 231-6726 ▪ Fax: (540) 231-6984

Virginia Tech Football Contacts

Requests for Coaches, Players
Associate AD, Strategic Communications
Pete Moris
540.231.9965 | morisvt@vt.edu

Requests for Credentials
Associate Dir., Strategic Communications
Peter Long
540.231.3387 | lpetervt@vt.edu

Requests for Photographs
Director, Photography and Design
Dave Knachel
540.231.1838 | dknachel@vt.edu

Requests for Virginia Tech Radio
Assistant Director of Broadcast Services
Andrew Allegretta
540.961.7604 ext. 5
| andrew.allegretta@img.com

WHAT IS A HOKIE?

- That's the most frequently asked question regarding Virginia Tech athletics. The answer leads back to 1896 when Virginia Agricultural and Mechanical College changed its name to Virginia Polytechnic Institute.
- With the change came the necessity for writing a new cheer and a contest for such a purpose was held by the student body. Senior O.M. Stull won first prize for his "Old Hokie" yell which still is used today.
- Later, when asked if "Hokie" had any special meaning, Stull explained the words he used had no hidden or symbolic meaning, but had been thought up in an effort to get attention.
- Hokie soon became a nickname for all Tech teams and for those people loyal to Tech athletics.
- Following is the "Old Hokie" yell in its original form:

**Hoki, Hoki, Hoki Hy!
Tech! Tech! V.P.I.!
Sola-Rex Sola-Rah
Polytech-Vir-gin-i-a!!
Rae, Ri, V.P.I.**

POSITION NOTES

QUARTERBACKS

#17 JOSH JACKSON

QB | 6-1 | 215 | R-Fr. | Ann Arbor, Mich. | Saline

* Completed 24 of 31 passes for 372 yards and threw for five TDs at East Carolina (9/16).

* His five TD passes tied Bryan Randall (vs. Syracuse, 11/9/02) and Jerod Evans (vs. Boston College, 9/17/16) for the most in a single game in program history.

* His 372 yards in the air were the most by a Tech freshman signal caller and the fifth most for any Tech QB since 1987.

* Athlon Sports National Freshman of the Week (9/17).
* Threw for 222 yards on 16 of 28 passing with two TD passes vs. Delaware (9/9).

* First Tech QB to win first two career starts since Brenden Motely (2015) and pass for 222+ yards since 1987.
* 577 yards of total offense over his first two career starts is the most for Tech QB since 1987.

* ACC Freshman of the Week (9/5).

* CBS Sports Freshman of the Week (9/5).

* Finished with 235 passing yards and 101 rushing yards with two total TDs vs. West Virginia (9/3).

* First QB to throw for 200+ yards and rush for 100+ yards in a game since Logan Thomas vs. Duke (10/26/13).

* Rushing total vs. WVU was the most for a Tech QB in their first game since 1987 and the most in their first career start since 1997 (Al Clark vs. Rutgers, 11/9).

* Spent the 2016 season redshirting.

* The first true or redshirt freshman QB to start a game for the Hokies since Tyrod Taylor vs. Ohio (9/15/07).

* The first true or redshirt freshman QB to start a season opener for the Hokies since Michael Vick vs. James Madison on 9/4/99.

* Older brother, Jeremy, played WR at Michigan.

* Son of longtime college coach Fred Jackson, whose career included a stint at Michigan (1992-2014).

PASSING STATS

YEAR	GP/GS	EFFIC.	CMP	ATT	PCT.	YDS	TD	LNG	INT
2017	3/3	177.69	55	85	64.7	829	8	70	0

RUSHING STATS

YEAR	ATT	YDS	YPC	LNG	TD
2017	22	115	5.2	46	1

CAREER HIGHS

Completions	24 at East Carolina 9/16/17
Attempts	31 at East Carolina 9/16/17
Passing TDs	5 at East Carolina 9/16/17
Passing Yards	372 at East Carolina 9/16/17
Rushing Attempts	11 vs. West Virginia 9/3/17
Rushing Yards	106 vs. West Virginia 9/3/17
Rushing TDs	1 vs. West Virginia 9/3/17

FBS LEADERS, MOST TD PASSES, NO INTS

QB	Team	TDs	Rating	W-L
Baker Mayfield	Oklahoma	10	224.2	3-0
Josh Jackson	Virginia Tech	8	177.7	3-0
Kyle Shurmur	Vanderbilt	8	194.9	3-0

FRESHMEN POWER 5 LEADERS - PASSER RATING

QB	Team	Pass	TDs/INTs	Rating	W-L
Josh Jackson	VT	55-85	8/0	177.7	3-0
Chase Surratt	UNC	46-66	4/0	164.3	1-2
Jake Fromm	Georgia	34-57	5/1	151.3	3-0

#6 AJ BUSH

QB | 6-4 | 225 | R-Jr. | Atlanta, Ga. | Norcross

* Rushed for 66 yards on five carries and completed 1 of 2 passes in his first game for the Hokies at East Carolina (9/16).

* Played in 10 games at Iowa Western CC.

* Passed for 602 yards and three touchdowns.

* Ran the ball for 265 yards and five scores.

* Redshirted as a true freshman at Nebraska.

* Did not see action in two seasons.

* Completed 139-of-259 passes for 2,101 yards and 16 touchdowns as a senior at Norcross HS.

* Rushed for 764 yards and 13 touchdowns.

* Father, Alvin, played football at San Diego State.

PASSING STATS

YEAR	GP/GS	EFFIC.	CMP	ATT	PCT.	YDS	TD	LNG	INT
2017	1/0	117.20	1	2	50.0	16	0	16	0

RUSHING STATS

YEAR	ATT	YDS	YPC	LNG	TD
2017	5	66	13.2	34	0

CAREER HIGHS

Completions	1 at East Carolina 9/16/17
Attempts	2 at East Carolina 9/16/17
Passing TDs	
Passing Yards	16 at East Carolina 9/16/17
Rushing Attempts	5 at East Carolina 9/16/17
Rushing Yards	66 at East Carolina 9/16/17
Rushing TDs	

#2 HENDON HOOKER

QB | 6-4 | 216 | Fr. | Greensboro, N.C. | Dudley

* Passed for 6,027 yards and 55 touchdowns and rushed for 2,975 yards with 48 touchdowns.

* Three-time all-conference selection.

* Two-time Associated Press All-State team.

* All-State Player of the Year by NC Preps.

* Two-time state champion.

* Named the 2016 championship game MVP after accounting for six TDs.

* Finished his career as Dudley's all-time leading passer.

* Scored more than 1,000 points in basketball and was a three-time All-Metro conference selection.

PASSING STATS

YEAR	GP/GS	EFFIC.	CMP	ATT	PCT.	YDS	TD	LNG	INT
2017	0/0	0	0	0	.000	0	0	0	0

RUSHING STATS

YEAR	ATT	YDS	YPC	LNG	TD
2017	0	0	0	0	0

CAREER HIGHS

Completions	
Attempts	
Passing TDs	
Passing Yards	1 vs. West Virginia 9/3/17
Rushing Attempts	
Rushing Yards	
Rushing TDs	

RUNNING BACKS

#32 STEVEN PEOPLES

RB | 5-9 | 220 | Jr. | Galax, Va. | Galax

* Carried the ball eight times for 26 yards and had a 1-yard TD run at East Carolina (9/16).

* Set career-highs with 13 carries and 39 rushing yards vs. West Virginia (9/3).

* Had a career-long rush of 11 yards vs. WVU.

* Caught a pass for 27 yards at Syracuse (10/15/16).

* Had a 13 yard TD catch vs. Miami (10/20/17).

* Recorded 11 rushes for 32 yards and a TD at Notre Dame (11/19/16).

CAREER STATS

YEAR	GP/GS	ATT	YDS	YPC	LNG	TD	REC	YDS	YPC	TD
2015	13/0	0	0	0	0	0	0	0	0	0
2016	14/6	16	60	3.8	7	1	2	40	20.0	1
2017	3/1	23	71	3.1	11	1	0	0	0	0
TOTALS	30/7	39	131	3.4	11	2	2	40	20.0	1

CAREER HIGHS

Rushes	13 vs. West Virginia 9/3/17
Rushing Yards	39 vs. West Virginia 9/3/17
Rushing TDs	1, 2x; last at East Carolina 9/16/17
Receptions	1, 2x; last vs. Miami, 10/20/16
Receiving Yards	27 at Syracuse, 10/15/16
Long Rush	11 vs. West Virginia 9/3/17

#34 TRAVON McMILLIAN

RB | 6-0 | 210 | r-Jr. | Woodbridge, Va. | C.D. Hylton

* Had 11 carries for 72 yards and posted a career-long 70 yard TD reception at East Carolina (9/16).

* His 70-yard TD catch was the longest by a Tech RB since joining the ACC in 2004.

* Has scored a TD in six consecutive games dating back

to last season vs. Virginia (11/26/16).

* Registered his 20th career TD on a four-yard catch vs. Delaware (9/9).

* Rushed for 34 yards on nine carries vs. West Virginia (9/3).

* 2015 Third Team All-ACC (ACSMA)

* 2015 Honorable Mention All-ACC (Coaches)

CAREER STATS

YEAR	GP/GS	ATT	YDS	YPC	LNG	TD	REC	YDS	YPC	TD
2015	13/7	200	1043	5.2	63	7	12	64	5.3	1
2016	14/7	145	671	4.6	69	7	11	114	10.4	3
2017	3/2	25	121	4.8	19	1	3	77	25.7	2
TOTALS	30/16	370	1835	5.0	69	15	26	255	9.8	6

CAREER HIGHS

Rushes	33 at Boston College, 10/31/15
Rushing Yards	142 vs. Duke, 10/24/15
Rushing TDs	1, 14x
Receptions	3, at Miami, 10/17/15
Receiving Yards	70 at East Carolina 9/16/17
Long Rush	69 vs. Tennessee, 9/10/16

#33 DESHAWN MCCLEAVE

RB | 5-9 | 220 | R-So. | Chesapeake, Va. | Oscar Smith

* Ran the ball 11 times for 55 yards at East Carolina (9/16).

* Posted eight carries and 51 rushing yards to go along with a 12-yard TD run vs. West Virginia (9/3).

* Played in one game in 2016 after suffering a season-ending shoulder injury.

* Recorded eight rushes for 27 yards vs. Liberty (9/3/16).

* Redshirted as a true freshman.

CAREER STATS

YEAR	GP/GS	ATT	YDS	YPC	LNG	TD	REC	YDS	YPC	TD
2016	1/0	8	27	3.4	7	0	0	0	0	0
2017	3/0	22	113	5.1	16	1	2	16	8.0	0
TOTALS	4/0	30	140	4.7	16	1	2	16	8.0	0

CAREER HIGHS

Rushes	11 at East Carolina 9/16/17
Rushing Yards	55 at East Carolina 9/16/17
Rushing TDs	1 vs. West Virginia 9/3/17
Receptions	1, 2x last at East Carolina 9/16/17
Receiving Yards	15 at East Carolina 9/16/17
Long Rush	16 at East Carolina 9/16/17

WIDE RECEIVERS

#5 CAM PHILLIPS

WR | 6-0 | 202 | Sr. | Laurel, Md. | DeMatha

* Recorded 14 catches for 189 yards with three TD catches, his first career multi-TD game, at East Carolina (9/16).

* His 14 catches vs. East Carolina set a new program record

* Had six catches for 90 yards and a 28-yard TD reception vs. Delaware (9/9).

* ACC Receiver of the Week (9/5).

* Caught seven passes for 138 yards and had a 32-yard TD catch vs. West Virginia (9/3).

* Has four career 100-yard receiving performances.

* 2017 Preseason All-ACC Football Team

* 2017 Biliitnekooff Award Watch List

* 2016 Belk Bowl MVP

* 2016 ACC All-Bowl Team (ESPN)

* 2016 Second Team All-ACC (Pro Football Focus)

* Recorded 140 rushing yards on 30 attempts in 2016.

* Made three tackles, blocked a kick and returned five punts with a long of 15 yards on special teams.

CAREER STATS

YEAR	GP/GS	REC	YDS	YPC	LNG	TD
2014	13/9	40	498	12.5	36	3
2015	13/10	49	582	11.9	60	2
2016	14/13	76	983	12.9	55	5
2017	3/3	27	417	15.4	45	5
TOTALS	43/35	192	2480	12.9	60	15

CAREER HIGHS

Receptions	14 at East Carolina 9/16/17
Receiving Yards	189 at East Carolina 9/16/17
Receiving TDs	3 at East Carolina 9/16/17
Long Catch	60 at East Carolina, 9/26/16

17 FOOTBALL GAME NOTES

Most Receiving Yards - Power 5

Player	Yards
1. Cam Phillips, Virginia Tech	417
2. Darren Andrews, UCLA	409
Darren Carrington, Utah	409

Most Receiving TDs - Power 5

Players	TDs
1. Darren Andrews, UCLA	6
2. Cam Phillips, Virginia Tech	5
David Sills, West Virginia	5

Most Receiving YPG - Power 5

Players	YPG
1. Keke Coutee, Texas Tech	142.5
2. Cam Phillips, Virginia Tech	139.0
3. Darren Andrews, UCLA	136.3

Most Receptions- Power 5

Players	Rec.
1. Steve Ishmael, Syracuse	34
2. Cam Phillips, Virginia Tech	27
James Williams, Washington State	24

VIRGINIA TECH RECORD BOOK

Career Receiving Yards

Player	Years	Yards
1. Isaiah Ford	2014-16	2,967
2. Jarrett Boykin	2008-11	2,884
3. Danny Coale	2008-11	2,658
4. Cam Phillips	2014 -	2,480
5. Ricky Scales	1972-74	2,272
6. Antonio Freeman	1991-94	2,200

Career Receptions

Players	Years	Rec.
1. Isaiah Ford	2014-16	210
2. Cam Phillips	2014-	192
3. Jarrett Boykin	2008-11	184
4. Danny Coale	2008-11	165
5. Bucky Hodges	2014-16	133

Career TD Catches

Players	Years	Rec.
7. Josh Morgan	2004-07	16
8. Sidney Snell	1978-80	15
Cam Phillips	2014-	15
10. Marcus Davis	2009-12	13

#86 C.J. CARROLL

WR | 5-8 | 173 | R-Jr. | Olney, Md. | Our Lady of Good Counsel
 •Had 56 yards receiving on three receptions vs. Delaware (9/9).

•Caught two passes for 13 yards vs. West Virginia (9/3)
 •Appeared in 13 games, making one start as a redshirt sophomore in 2016.

•Was awarded a scholarship at the conclusion of the 2016 season.

•Recorded nine rushes for 46 yards and 18 receptions for 258 yards.

•Returned 11 punts for 98 yards on the season.

•Returned three punts for 34 yards and had five catches for 65 yards vs. Georgia Tech (11/12/16).

•Caught three passes for 80 yards at Notre Dame (11/19/16).

CAREER STATS

YEAR	GP/GS	REC	YDS	YPC	LNG	TD
2015	2/0	0	0	0	0	0
2016	13/1	18	258	14.3	62	0
2017	3/1	5	69	13.8	29	0
TOTALS	18/2	23	327	14.2	62	0

CAREER HIGHS

Receptions	5 vs. Georgia Tech, 11/12/16
Receiving Yards	80 at Notre Dame, 11/19/16
Receiving TDs	
Long Catch	62 at Notre Dame, 11/19/16

#12 HENRI MURPHY

WR | 5-10 | 190 | Jr. | Pine Bluff, Ark. | Dollarway
 •Caught two passes for 29 yards at East Carolina (9/16).

•Played in 13 games as a sophomore.

•Carried the ball one time for three yards.

•Caught three passes for 29 yards.

•Returned 12 kicks for 321 yards with a long return of 47.

•Transferred to Virginia Tech from East Central Community College in Decatur, Mississippi.

•Caught 14 passes for 257 yards and two TDs in 2015.

•Two-time state champion and Gatorade male track and field athlete of the year in Arkansas at Dollarway HS.

RECEIVING

YEAR	GP/GS	REC	YDS	YPC	LNG	TD
2016	13/0	3	29	9.7	12	0
2017	1/0	2	29	14.5	16	0
TOTALS	14/0	3	58	11.6	16	0

KICK RETURNS

YEAR	RET	YDS	YPR	TD	LNG
2016	12	321	26.8	0	47
2017	0	0	0	0	0
TOTALS	12	321	26.8	0	47

CAREER HIGHS

Receptions 2 at East Carolina 9/16/17

Receiving Yards 16 at East Carolina 9/16/17

Receiving TDs

Kick Returns 5 vs. Clemson, 12/13/16

Kick Return Yards 108 vs. Clemson, 12/13/16

Long Return 47 vs. Arkansas, 12/29/16

#8 PHIL PATTERSON

WR | 6-2 | 193 | R-Fr. | Virginia Beach, Va. | Bayside

•Redshirted in 2016.

•Ranked as a three-star recruit by Rivals, 247Sports and ESPN.

•Listed as No. 39 wide receiver in the country by ESPN.

•Rated the No. 17 best recruit in the state of Virginia by 247Sports and No. 20 by Rivals.

CAREER STATS

YEAR	GP/GS	REC	YDS	YPC	LNG	TD
2017	0/0	0	0	0	0	0

CAREER HIGHS

Receptions

Receiving Yards

Receiving TDs

#19 HEZEKIAH GRIMSLEY

WR | 6-0 | 172 | Fr. | Williamsburg, Va. | Lafayette

•Notched his first career catch at East Carolina (9/16).

•Earned all-state honors on offense, defense and special teams as a senior.

•2016 Virginia Gazette Football Player of the Year.

•2016 USA Today all-state second-team.

•Totalled 949 receiving yards and 12 touchdowns.

•Returned six kickoffs for touchdowns.

CAREER STATS

YEAR	GP/GS	REC	YDS	YPC	LNG	TD
2017	2/0	1	7	7.0	7	0

CAREER HIGHS

Receptions 1 at East Carolina 9/16/17

Receiving Yards 7 at East Carolina 9/16/17

Receiving TDs

#88 KALIL PIMPLETON

WR | 5-8 | 170 | Fr. | Muskegon, Mich. | Muskegon

•2016 Muskegon Chronicle's Football Player of the Year.

•One of five finalists for the MLive.com Michigan High School Football Player of the Year award.

•Produced more than 2,800 total yards and 43 touchdowns for the Big Reds in his career.

CAREER STATS

YEAR	GP/GS	REC	YDS	YPC	LNG	TD
2017	1/0	0	0	0	0	0

CAREER HIGHS

Receptions

Receiving Yards

Receiving TDs

#15 SEAN SAVOY

WR | 5-9 | 188 | Fr. | Washington, D.C. | Woodrow Wilson

•Racked up 30 yards receiving on four catches and regis-

tered his first career TD catch at East Carolina (9/16).

•Finished second on the team with 63 receiving yards on four catches vs. Delaware (9/9).

•Had four catches for 42 yards vs. West Virginia (9/3).

•Registered 949 receiving yards, 320 rushing yards and 22 total touchdowns as a senior.

•2016 D.C. Touchdown Club Player of the Year.

•Offensive MVP of the 2016 DCIAA championship game. Two-time All-Met.

CAREER STATS

YEAR	GP/GS	REC	YDS	YPC	LNG	TD
2017	3/2	12	135	11.3	38	1

CAREER HIGHS

Receptions 4, 3x; last at East Carolina 9/16/17

Receiving Yards 63 vs. Delaware 9/9/17

Receiving TDs 1 at East Carolina 9/16/17

#83 ERIC KUMAH

WR | 6-2 | 220 | So. | Woodbridge, Va. | Forest Park

•Appeared in 13 games as a true freshman.

•Rated as a four-star recruit by ESPN Football Recruiting and ranked the No. 67 wide receiver in the country and the No. 8 player in the state as a high school senior.

RECEIVING

YEAR	GP/GS	REC	YDS	YPC	LNG	TD
2016	13/0	0	0	0	0	0
2017	3/1	0	0	0	0	0
TOTALS	16/1	0	0	0	0	0

CAREER HIGHS

Receptions

Receiving Yards

Receiving TDs

#89 JAMES CLARK

WR | 5-10 | 185 | r-Sr. | New Smyrna Beach, Fla. | New Smyrna Beach

•Caught a career-long 34 yard pass at East Carolina (9/16).

•Registered his first catch as a Hokie vs. Delaware (9/9).

•Returned three kicks for 93 yards including a 44-yard return vs. West Virginia (9/3).

•Graduate transfer from Ohio State.

•Played in three games as a redshirt freshman for the CFP National Champions.

•Played in all 13 games as a redshirt junior.

•Registered six catches for 47 yards.

•Also ran on the track team where he was a part of the second-fastest 4x100-meter relay team in school history.

RECEIVING

YEAR	GP/GS	REC	YDS	YPC	LNG	TD
2014	3/0	0	0	0	0	0
2015	12/0	0	0	0	0	0
2016	13/0	6	47	7.8	12	0
2017	3/1	2	42	21.0	34	0
TOTALS	31/1	8	89	11.1	34	0

CAREER HIGHS

Receptions 1, 2x; last at East Carolina 9/16/17

Receiving Yards 34 at East Carolina 9/16/17

Receiving TDs

TIGHT ENDS

#29 DALTON KEENE

TE | 6-4 | 240 | Fr. | Littleton, Colo. | Chatfield

•Caught his first career pass for 14 yards at East Carolina (9/16).

•Enrolled in January, went through spring drills and played in the spring game.

•Rated as a four-star prospect by 24/7Sports and rated as the fifth-best player in the state of Colorado.

•Father, Wesley, was college roommates with VT defensive line coach and Keene's co-primary recruiter, Charley Wiles.

CAREER STATS

YEAR	GP/GS	REC	YDS	YPC	LNG	TD
2017	3/3	1	14	14.0	14	0

CAREER HIGHS

Receptions	1 at East Carolina 9/16/17
Receiving Yards	14 at East Carolina 9/16/17
Receiving TDs	

#85 CHRIS CUNNINGHAM

TE | 6-2 | 241 | R-So. | Jacksonville, Fla. | Atlantic Coast
 •Caught a 39-yard pass, Tech's longest of the game, vs. West Virginia (9/3).
 •Played in 12 games, making two starts in 2016.
 •Registered 48 receiving yards and six catches, four for touchdowns, last season.

CAREER STATS

YEAR	GP/GS	REC	YDS	YPC	LNG	TD
2016	12/2	6	48	8.0	13	4
2017	3/1	1	39	39.0	39	0
TOTALS	15/3	7	87	12.4	39	4

CAREER HIGHS

Receptions	1, 6x
Receiving Yards	39 vs. West Virginia 9/3/17
Receiving TDs	1, 4x
Long Catch	39 vs. West Virginia 9/3/17

OFFENSIVE LINE

#64 ERIC GALLO

C | 6-2 | 300 | Sr. | Richboro, Pa. | Council Rock South
 •Started at center at East Carolina (9/16), his 14th consecutive start.
 •2017 Skelton Award winner, the Tech athletic department's highest academic honor.
 •A finance major that has completed two internships with the Wadsworth group at Morgan Stanley.

CAREER STATS

YEAR	GP/GS
2014	3/0
2015	13/13
2016	13/12
2017	3/3
TOTALS	32/28

#57 WYATT TELLER

LG | 6-5 | 315 | R-Sr. | Bealeton, Va. | Liberty
 •Started at left guard at East Carolina (9/16).
 •2017 Preseason All-ACC Football Team
 •2016 Honorable Mention All-ACC (Coaches, ACSMA)
 •2016 First Team All-ACC (Pro Football Focus)
 •Ranks second on the offense behind WR Cam Phillips with 30 career starts.

CAREER STATS

YEAR	GP/GS
2014	13/6
2015	13/12
2016	14/12
2017	3/3
TOTALS	43/33

#69 YOSUAH NIJMAN

LT | 6-7 | 320 | Jr. | Maplewood, N.J. | Columbia
 •Has started in 17-straight games at LT.
 •Appeared in all 14 games at left tackle last season, making 14 starts.
 •Studied abroad over the summer in Rwanda as part of the class UAP 3984: Sport, Policy and Society.

CAREER STATS

YEAR	GP/GS
2015	12/0
2016	14/14
2017	3/3
TOTALS	29/17

#74 BRAXTON PFAFF

OL | 6-5 | 308 | R-Jr. | Lynchburg, Va. | Liberty Christian Academy
 •Has started in all three games this season at right guard.
 •Played in a career-high nine games last season.

CAREER STATS

YEAR	GP/GS
2014	1/0
2015	2/0
2016	9/0
2017	3/3
TOTALS	15/3

#61 KYLE CHUNG

OL | 6-3 | 302 | Sr. | Ponte Vedra Beach, Fla. | Ponte Vedra
 •Has started in all three games this season at right tackle.
 •Played in six games in 2016, making two starts.
 •Started against Tennessee and Boston College.
 •Has battled injuries his whole career.
 •Father, Eugene, was an All-American offensive lineman at Virginia Tech and a first round NFL draft pick who now coaches in the NFL.

CAREER STATS

YEAR	GP/GS
2014	1/0
2015	4/1
2016	6/2
2017	3/3
TOTALS	14/6

#71 T.J. JACKSON

LT | 6-6 | 320 | R-Fr. | Cumberland, Va. | Cumberland County
 •Saw the field at East Carolina (9/16).
 •Redshirted as a true freshman
 •A consensus three-star prospect by Rivals, ESPN and 24/7.

CAREER STATS

YEAR	GP/GS
2017	1/0

#52 AUSTIN CANNON

LG | 6-2 | 314 | R-Fr. | Mechanicsville, Va. | Atlee
 •Saw the field at East Carolina (9/16).
 •Prepped at Fork Union Military Academy.
 •First-team All-Metro and all-conference as a senior.
 •Won three state titles in track and field in the discus and indoor and outdoor shotput.

CAREER STATS

YEAR	GP/GS
2017	1/0

#75 ZACHARIAH HOYT

C | 6-4 | 298 | R-Fr. | Salem, Va. | Salem
 •Saw the field at East Carolina (9/16).
 •Redshirted last season.
 •Enrolled in the spring on 2016 and participated in spring practice.
 •Ranked as the No. 22 center nationally by 247Sports.
 •Ranked as the No. 49 prospect overall in Virginia by 247Sports.

CAREER STATS

YEAR	GP/GS
2017	1/0

#79 TYRELL SMITH

OL | 6-3 | 301 | R-So. | North Brunswick, N.J. | Don Bosco Prep
 •Appeared in all 14 games as a redshirt freshman.
 •Was second string right tackle for most of the season.

CAREER STATS

YEAR	GP/GS
2016	14/0
2017	3/0
TOTALS	17/0

#67 PARKER OSTERLOH

OL | 6-8 | 325 | R-Sr. | Williamsburg, Va. | Warhill
 •Played in nine games as a redshirt junior.
 •Tallest player on the team at 6-8, second-heaviest at 325 pounds.

CAREER STATS

YEAR	GP/GS
2014	5/0
2015	12/0
2016	9/0
2017	0/0
TOTALS	26/0

DEFENSIVE LINE

#99 VINNY MIHOTA

DE | 6-5 | 270 | R-Jr. | Fredericksburg, Va. | Massaponax
 •Posted four tackles, 2.0 TFL and 0.5 sacks vs. Delaware (9/9).
 •The lone returning starter on the defensive line for the Hokies.
 •Sat out the spring after undergoing shoulder surgery at the conclusion of the 2016 season.
 •Tallied six tackles and blocked a kick at Syracuse (10/15/16).
 •Had 2.0 sacks, 2.5 TFL and five tackles against vs. Miami (10/20/16).
 •Collected four tackles and 0.5 TFL at Pitt (10/27/16).
 •Recorded 10 tackles vs. Georgia Tech (11/12/16).
 •Tallied two tackles and broke up two passes in the ACC Championship game vs. Clemson (12/3/16).

CAREER STATS

YEAR	GP/GS	UA	A	TTL	TFL-YDS	SCK-YDS	PD	QBH
2015	12/1	4	8	12	2.5-9	1.0-5	0	0
2016	13/13	20	23	43	7.0-23	2.0-16	3	3
2017	3/3	2	4	6	2.0-7	0.5-2	0	0
TOTALS	28/17	26	35	61	11.5-39	3.5-23	3	3

CAREER HIGHS

Tackles	10 vs. Georgia Tech, 11/12/16
Sacks	2.0 vs. Miami, 10/20/16
Tackles for Loss	2.5 vs. Miami, 10/20/16
Forced Fumble	1 vs. North Carolina, 11/21/16

#8 RICKY WALKER

DT | 6-2 | 300 | R-Jr. | Hampton, Va. | Bethel
 •Had 0.5 TFL and hurried the QB three times at East Carolina (9/16).
 •Registered four tackles and 0.5 TFL vs. Delaware (9/3).
 •Had two tackles, 0.5 TFL and a QB hurry vs. West Virginia (9/3).
 •Collected three tackles, 2.5 TFL and broke up a pass vs. East Carolina (9/24/16).
 •Had three tackles and 0.5 sacks in his first career start vs. Miami (10/20/16).
 •Posted two tackles and 0.5 TFL vs. Clemson (12/3/16).
 •Registered starts vs. Miami, Pitt, Georgia Tech and Notre Dame.
 •Older brother, Rijo, was a four-year letterwinner at UVA and now serves as Team Operations Coordinator on the College Football Playoff committee.

CAREER STATS

YEAR	GP/GS	UA	A	TTL	TFL-YDS	SCK-YDS	PD	QBH
2014	11/0	1	8	9	1.0-5	0.0-0	0	0
2016	14/4	10	18	28	6.5-25	1.5-14	4	4
2017	3/3	3	4	7	1.5-4	0.0-0	0	5
TOTALS	28/7	14	30	44	9.0-34	1.5-14	4	9

CAREER HIGHS

Tackles	4, 3x; last vs. Delaware 9/9/17
Sacks	1.0 at Duke, 11/5/16
Tackles for Loss	2.5 vs. East Carolina, 9/24/16
Forced Fumble	

#4 TIM SETTLE

DT | 6-3 | 335 | R-So. | Manassas, Va. | Stonewall Jackson
 •Tallied 1.0 TFL and a pass breakup vs. Delaware (9/9).
 •Posted two tackles, a QB hurry and his first career sack vs. West Virginia (9/3).
 •2017 Piesman Trophy Watch List
 •Collected 17 tackles and seven TFL as a backup defensive tackle.
 •Had three tackles and 1.5 TFL vs. Tennessee (9/10/16).
 •Posted two tackles, 0.5 TFL and blocked a field goal attempt vs. East Carolina (9/24/16).
 •Matched his career-high with 1.5 TFL vs. Clemson (12/3/16).

17 FOOTBALL GAME NOTES

CAREER STATS

YEAR	GP/GS	UA	A	TTL	TFL-YDS	SCK-YDS	PD	QBH
2016	14/0	7	10	17	7.0-16	0.0-0	0	2
2017	3/3	4	0	4	2.0-5	1.0-4	1	1
TOTALS	17/3	11	10	21	9.0-21	1.0-4	1	3

CAREER HIGHS

Tackles	3 vs. Tennessee, 9/10/16
Sacks	1 vs. West Virginia 9/3/17
Tackles for Loss	1.5, 2x; last vs. vs. Tennessee, 9/10/16
Forced Fumble	

#94 TREVON HILL

DE | 6-3 | 245 | R-So. | Virginia Beach, Va. | Salem
 •Had three tackles, a sack and matched his career-high with 2.0 TFL at East Carolina (9/16).
 •Racked up three tackles, 1.5 TFL and recovered a fumble vs. Delaware (9/9).
 •Tallied four tackles, two QB hurries and had his first career interception vs. West Virginia (9/30).
 •Second string defensive end as a redshirt sophomore.
 •Had 1.5 sacks in his first career start vs. Miami (10/20/16).
 •Made six tackles vs. Duke (11/5/16).
 •Started at DE and registered four tackles in the Belk Bowl vs. Arkansas (12/29/16).

CAREER STATS

YEAR	GP/GS	UA	A	TTL	TFL-YDS	SCK-YDS	PD	QBH
2016	14/2	17	20	37	6.0-20	2.5-11	0	4
2017	3/3	5	5	10	3.5-17	1.0-9	1	3
TOTALS	17/5	25	25	47	9.5-37	3.5-20	1	8

CAREER HIGHS

Tackles	6 at Duke, 11/5/16
Sacks	1.5 vs. Miami, 10/20/16
Tackles for Loss	2.0, 2x last at East Carolina 9/16/17
Forced Fumble	

#11 HOUSHUN GAINES

DE | 6-3 | 245 | R-So. | Rocky Mount, N.C. | Nash Central
 •Had two tackles vs. West Virginia (9/3).
 •Played in 12 games as a redshirt freshman.
 •Registered tackles against East Carolina, North Carolina, Miami, Virginia and Clemson in the ACC Championship game.

CAREER STATS

YEAR	GP/GS	UA	A	TTL	TFL-YDS	SCK-YDS	PD	QBH
2016	12/0	0	5	5	0.5-1	0.5-1	0	0
2017	3/0	2	1	3	0.0-0	0.0-0	0	1
TOTALS	15/0	2	6	8	0.5-1	0.5-1	0	1

CAREER HIGHS

Tackles	2 vs. West Virginia 9/3/17
Sacks	0.5 vs. East Carolina, 9/24/16
Tackles for Loss	0.5 vs. East Carolina, 9/24/16
Forced Fumble	

#47 DARIUS FULLWOOD

DT | 6-3 | 282 | R-So. | College Park, Md. | Our Lady of Good Counsel
 •Played in three games as a redshirt freshman.

CAREER STATS

YEAR	GP/GS	UA	A	TTL	TFL-YDS	SCK-YDS	PD	QBH
2016	3/0	0	0	0	0.0-0	0.0-0	0	0
2017	3/0	0	0	0	0.0-0	0.0-0	0	0
TOTALS	6/0	0	0	0	0.0-0	0.0-0	0	0

CAREER HIGHS

Tackles	
Sacks	
Tackles for Loss	
Forced Fumble	

#96 JIMMIE TAYLOR

DT | 6-3 | 256 | R-Fr. | Jacksonville, N.C. | Southwest-Onslow
 •Posted 0.5 TFL at East Carolina (9/16).
 •Had his first tackle of the season vs. Delaware (9/9).
 •Played in two games in 2016.
 •Made a tackle in his collegiate debut vs. Liberty (9/3/16).
 •Made one tackle vs. Tennessee (9/10/16).

CAREER STATS

YEAR	GP/GS	UA	A	TTL	TFL-YDS	SCK-YDS	PD	QBH
2016	2/0	0	2	2	0.5-1	0.0-0	0	0
2017	3/0	1	1	2	0.5-1	0.0-0	0	0
TOTALS	5/0	1	3	4	1.0-2	0.0-0	0	0

CAREER HIGHS

Tackles	1, 3x; last vs. Delaware 9/9/17
Sacks	
Tackles for Loss	0.5, 2x; at East Carolina 9/16/17
Forced Fumble	

#55 JARROD HEWITT

DT | 6-1 | 285 | R-Fr. | Venice, Fla. | Venice
 •Had three tackles, 1.0 TFL and recovered a fumble at East Carolina (9/16).
 •Registered his first-career tackle vs. Delaware (9/9).
 •Redshirted in 2016.
 •Rated a three-star recruit by 247Sports, ESPN and Scout

CAREER STATS

YEAR	GP/GS	UA	A	TTL	TFL-YDS	SCK-YDS	PD	QBH
2017	3/0	1	3	4	1.0-1	0.0-0	0	1

CAREER HIGHS

Tackles	3 at East Carolina 9/16/17
Sacks	
Tackles for Loss	1.0 at East Carolina 9/16/17
Forced Fumble	

#40 EMMANUEL BELMAR

DE | 6-2 | 240 | R-Fr. | Suwanee, Ga. | Collins Hill
 •Redshirted as a true freshman.
 •Rated a 3-star recruit by ESPN, 247Sports, and Rivals.

CAREER STATS

YEAR	GP/GS	UA	A	TTL	TFL-YDS	SCK-YDS	PD	QBH
2017	1/0	0	0	0	0.0-0	0.0-0	0	0

CAREER HIGHS

Tackles	
Sacks	
Tackles for Loss	
Forced Fumble	

LINEBACKERS

#54 ANDREW MOTUAPUAKA

LB | 6-0 | 236 | R-Sr. | Virginia Beach, Va. | Salem
 •Posted six tackles, 1.5 TFL and 0.5 sacks at East Carolina (9/16).
 •Has six career fumble recoveries.
 •Credited with eight tackles and 0.5 TFL vs. Delaware (9/9).
 •ACC Linebacker of the Week (9/5)
 •Led the team with 12 tackles and posted a sack vs. West Virginia (9/3).
 •2016 Second Team All-ACC (Coaches)
 •2016 Third Team All-ACC (ACSMA)
 •Had 15 tackles vs. Tennessee (9/10/16).
 •Collected 12 tackles and one INT at UNC (10/8/16).
 •Tallied two tackles and two PBUs vs. Miami (10/20/16).
 •Made four tackles and forced a fumble at Pitt (10/27/16).
 •Had 14 tackles and a sack vs. Georgia Tech (11/12/16).
 •Racked up six tackles, an INT and a fumble recovery vs. Virginia (11/26/16).
 •Had four tackles and an INT vs. Clemson (12/3/16).

CAREER STATS

YEAR	GP/GS	UA	A	TTL	TFL-YDS	SCK-YDS	PD	QBH
2014	12/4	27	27	54	4.0-11	2.0-8	0	1
2015	11/11	41	32	73	11.5-49	4.0-39	4	4
2016	14/14	52	62	114	5.5-22	2.0-11	7	5
2017	3/3	13	13	26	3.0-9	1.5-7	0	3
TOTALS	40/32	133	134	267	24.0-91	9.5-65	11	13

CAREER HIGHS

Tackles	15 vs. Tennessee, 9/10/16
Tackles for Loss	2.5, 2x; last at Georgia Tech, 11/12/15
Sacks	2.0 at Wake Forest, 11/22/14
Interceptions	1, 4x

Pass Breakups 2, 2x; last vs. Miami, 10/20/16

Forced Fumble 2 vs. Pitt, 10/3/15

Fumble Recovery 1, 6x

3+ Defense and Special Teams TDs (since 1987)

Name	TDs
1. DeAngelo Hall	7 (5 PR/1 FR/1 INT)
2. Macho Harris	5 (4 INT/1 KOR)
3. Andrew Motuapuaka	4 (1 INT/3 FR)
André Davis	4 (4 PR)
Greg Stroman	4 (1 FR/3 PR)

#49 TREMAINE EDMUNDS

LB | 6-5 | 250 | Danville, Va. | Dan River
 •Had six tackles and forced a fumble for the second-consecutive game at East Carolina (9/16).
 •Set career-highs with 4.0 TFL and 1.5 sacks to go along with a forced fumble and 14 tackles vs. Delaware (9/9).
 •Collected seven tackles vs. West Virginia (9/3).
 •2017 Preseason All-ACC Football Team
 •2017 Second Team Preseason All-American (SI)
 •2017 Bednarik Award Watch List
 •2017 Nagurski Trophy Watch List
 •2017 Butkus Award Watch List
 •2016 Second Team All-ACC (Coaches, AP, ACSMA)
 •Has two older brothers; Terrell is a redshirt junior safety for the Hokies while Trey played for Tech from 2013-15 and is currently with the New Orleans Saints.

CAREER STATS

YEAR	GP/GS	UA	A	TTL	TFL-YDS	SCK-YDS	PD	QBH
2015	13/2	6	5	11	2.5-7	0.0-0	0	0
2016	14/14	56	50	106	18.5-68	4.5-27	4	9
2017	3/3	14	13	27	4.0-26	1.5-19	0	1
TOTALS	30/19	76	68	144	25.0-101	6.0-46	4	10

CAREER HIGHS

Tackles	16 at Syracuse, 10/15/16
Tackles for Loss	4.0 vs. Delaware 9/9/17
Sacks	1.5 2x; last vs. Delaware 9/9/17
Interceptions	1 vs. Arkansas, 12/29/16
Pass Breakups	1, 3x; last vs. Arkansas, 12/29/16
Forced Fumble	1, 3x; at East Carolina 9/16/17
Fumble Recovery	1 vs. Liberty, 9/3/16

#24 ANTHONY SHEGOG

LB | 6-2 | 230 | Stafford, Va. | North Stafford
 •Had two tackles wearing Frank Beamer's No. 25 vs. West Virginia (9/3).
 •2016 All-Bowl Team (AP)
 •Recorded four tackles 1.5 TFL and 0.5 sacks vs. ECU (9/24/16).
 •Recovered a fumble, had a PBU and made three tackles vs. Georgia Tech (11/12/16).
 •Recorded six tackles, an interception and a forced fumble in the Belk Bowl vs. Arkansas (12/29/16).

CAREER STATS

YEAR	GP/GS	UA	A	TTL	TFL-YDS	SCK-YDS	PD	QBH
2014	6/0	1	2	3	0.0-0	0.0-0	0	0
2015	13/5	16	13	29	0.5-1	0.0-0	2	1
2016	14/2	9	13	22	3.0-14	1.5-9	3	1
2017	3/0	3	1	4	0.0-0	0.0-0	0	1
TOTALS	36/7	29	29	58	3.5-15	1.5-9	6	3

CAREER HIGHS

Tackles	8 vs. North Carolina, 11/21/15
Tackles for Loss	1.5 vs. East Carolina, 9/24/16
Sacks	1.0 vs. Arkansas, 12/29/16
Interceptions	1 vs. Arkansas, 12/29/16
Pass Breakups	1, 5x
Forced Fumble	1 vs. Arkansas, 12/29/16
Fumble Recovery	1, 3x

DEFENSIVE BACKS

#3 GREG STROMAN

CB | 6-0 | 181 | Bristow, Va. | Stonewall Jackson
 •Had a pass breakup and an interception wearing the No. 25 jersey at East Carolina (9/16).
 •Returned a punt 61 yards for his fourth-career non-offensive TD vs. Delaware (9/9).
 •Had two tackles and a pass breakup vs. West Virginia (9/3).

- 2017 Horning Award Watch List
- 2017 Jim Thorpe Award Watch List
- 2016 Second Team All-ACC (Coaches)
- 2016 Third Team All-ACC (ACSMA)
- Led the ACC last season with 25 punt returns and ranked fourth with 221 punt return yards.

CAREER STATS

YEAR	GP/GS	UA	A	TTL	TFL-YDS	SCK-YDS	INT	BU	PD
2014	13/1	2	1	3	0.0-0	0.0-0	0	1	1
2015	13/6	16	8	24	0.5-1	0.0-0	2	5	7
2016	11/9	7	6	13	0.0-0	0.0-0	3	10	13
2017	3/3	2	2	4	0.0-0	0.0-0	1	3	4
TOTALS	40/19	27	17	44	0.5-1	0.0-0	6	19	25

KICK RETURNS

YEAR	RET	YDS	YPR	TD	LNG
2014	1	18	18.0	0	18
2015	0	0	0.0	0	0
2016	22	460	20.9	0	37
2017	0	0	0	0	0
TOTALS	23	478	20.8	0	37

PUNT RETURNS

YEAR	RET	YDS	YPR	TD	LNG
2014	36	249	6.9	0	38
2015	31	241	7.8	1	67
2016	25	221	8.8	1	87
2017	5	70	14.0	1	61
TOTALS	97	781	8.1	3	87

CAREER HIGHS

Tackles	5, 2x; last vs. UNC, 11/21/15
Tackles for Loss	0.5 vs. Ohio State, 9/7/15
Sacks	
Interceptions	2 vs. Liberty, 9/3/16
Pass Breakups	3 at North Carolina, 10/8/16
Punt Returns	7 vs. Boston College, 9/17/16
Punt Return Yards	132 vs. Tulsa, 12/26/15
Long Punt Return	87 vs. East Carolina, 9/24/16

Tech Career Punt Returns

Name	Years	Ret.
1. John Ludlow	1979-82	136
2. Eddie Royal	2004-07	111
3. Greg Stroman	2014-	97

Tech Career Punt Return Yards

Name	Years	Yds
6. Frank Loria	1965-67	813
7. Greg Stroman	2014-	781
8. Billy Meyers	1984-87	750

Tech Career Punt Return TDs

Name	Years	TDs
1. DeAngelo Hall	2001-03	5
2. Andre Davis	1998-01	4
Frank Loria	1965-67	4
4. Eddie Royal	2004-07	3
Greg Stroman	2014-	3

#36 ADONIS ALEXANDER

- CB | 6-3 | 197 | Charlotte, N.C. | Independence**
- Had five tackles vs. Delaware (9/9).
 - Matched his career-high with nine tackles, posted a TFL and broke up a career-best three passes vs. West Virginia (9/3).
 - Had seven tackles with a TFL and a PBU vs. Clemson (12/3/16)
 - Racked up four tackles, a QBH and an INT vs. Virginia (11/26/16)
 - Tied his career-high with nine tackles and tallied a PBU at Notre Dame (11/19/16).
 - Returned a blocked FG for a 75-yard TD to go along with three tackles and a PBU at Duke (11/5/16).
 - Tallied three total tackles, a pass defended and recovered a blocked FG vs. East Carolina (9/24/16).
 - Had four tackles, two passes defended and his first interception of the season vs. Boston College (9/17/16).

CAREER STATS

YEAR	GP/GS	UA	A	TTL	TFL-YDS	SCK-YDS	INT	BU	PD
2015	12/8	37	18	55	0.5-1	0.0-0	4	6	10
2016	13/5	31	13	44	2.0-5	0.0-0	2	7	9
2017	2/2	12	2	14	1.0-1	0.0-0	0	3	3
TOTALS	27/15	80	33	113	3.5-7	0.0-0	6	16	22

CAREER HIGHS

Tackles	9, 3x; last at vs. West Virginia 9/3/17
Tackles for Loss	1.0 2x; last at vs. West Virginia 9/3/17
Sacks	
Interceptions	1, 6x
Pass Breakups	3 vs. West Virginia 9/3/17
Forced Fumble	
Fumble Recovery	

#31 BRANDON FACYSON

- CB | 6-2 | 197 | Newnan, Ga. | Northgate**
- Tallied a tackle and a pass breakup vs. West Virginia (9/3).
 - 2013 Third Team All-ACC
 - Had four tackles and three pass breakups vs. Boston College (9/17/16).
 - Had three tackles and forced a fumble at UNC (10/8/16).
 - Had three tackles and two pass breakups at Syracuse (10/15/16).
 - Forced a fumble and had two tackles vs. Miami (10/20/16).
 - Recorded three pass breakups and two tackles vs. Virginia (11/26/16).
 - Tallied a career-high 10 tackles vs. Arkansas (12/29/16).

CAREER STATS

YEAR	GP/GS	UA	A	TTL	TFL-YDS	SCK-YDS	INT	BU	PD
2013	12/9	20	7	27	2.0-8	0.0-0	5	8	13
2014	3/3	5	1	6	0.0-0	0.0-0	0	5	5
2015	13/10	20	11	31	1.0-1	0.0-0	0	10	10
2016	14/14	32	16	48	4.0-15	0.0-0	0	11	11
2017	3/1	0	2	2	0.0-0	0.0-0	0	1	1
TOTALS	44/36	77	37	114	7.0-24	0.0-0	5	35	40

CAREER HIGHS

Tackles	10 vs. Arkansas, 12/29/16
Tackles for Loss	1.0, 6x
Sacks	
Interceptions	2 at East Carolina, 9/14/13
Pass Breakups	4 vs. NC State, 10/9/15
Forced Fumble	1, 3x
Fumble Recovery	1 at Georgia Tech, 9/26/13

#22 TERRELL EDMUNDS

- S | 6-2 | 220 | R-Jr. | Danville, Va. | Dan River**
- Posted three tackles and a pass breakup at East Carolina (9/16).
 - Had his first career sack, 1.5 TFL, eight tackles and returned an INT 55 yards vs. Delaware (9/9).
 - Recorded seven tackles and two PBUs vs. West Virginia (9/3).
 - 2016 Honorable Mention All-ACC (Coaches, ACSMA)
 - 2016 All-ACC Team (ESPN.com)
 - Moved from rover to free safety in the spring.
 - Tied for third in the ACC in 2016 with four interceptions.
 - Older brother, Trey, played for Tech from 2013-15 and is currently with the New Orleans Saints and younger brother, Tremaine, is a junior linebacker for the Hokies.

CAREER STATS

YEAR	GP/GS	UA	A	TTL	TFL-YDS	SCK-YDS	INT	BU	PD
2015	13/8	16	18	34	1.5-2	0.0-0	0	7	7
2016	14/13	45	44	89	2.5-4	0.0-0	4	3	7
2017	3/3	13	5	18	1.5-9	1.0-9	1	3	4
TOTALS	30/24	74	67	141	5.5-15	1.0-9	5	13	18

CAREER HIGHS

Tackles	14 at Duke, 11/5/16
Tackles for Loss	1.5 vs. Delaware 9/9/17
Sacks	1.0 vs. Delaware 9/9/17
Interceptions	1, 5x
Pass Breakups	3 at Boston College, 10/31/15
Forced Fumble	
Fumble Recovery	1, 2x; last at North Carolina, 10/8/16

#6 MOOK REYNOLDS

- DB | 6-0 | 191 | Jr. | Greensboro, N.C. | Northern Guilford**
- Led the team with 10 tackles and 2.5 TFL at East Carolina (9/16).
 - Had a sack and 11 tackles vs. Delaware (9/9).
 - Registered six tackles and 0.5 TFL vs. West Virginia (9/3).
 - 2016 ACC All-Bowl Team (ESPN)

•2016 Honorable Mention All-Bowl Team (AP)

CAREER STATS

YEAR	GP/GS	UA	A	TTL	TFL-YDS	SCK-YDS	INT	BU	PD
2015	13/2	20	10	30	4.0-17	0.0-0	0	1	1
2016	14/13	36	28	64	9.5-44	2.0-19	2	6	8
2017	3/3	16	11	27	4.0-9	1.0-7	0	0	0
TOTALS	30/18	72	49	121	17.5-73	3.0-26	2	7	9

CAREER HIGHS

Tackles	11 vs. Delaware 9/9/17
Tackles for Loss	3.0 vs. Arkansas, 12/29/16
Sacks	2.0 vs. Arkansas, 12/29/16
Interceptions	1, 2x; last at Pitt, 10/27/16
Pass Breakups	2, 2x; last at Duke, 11/5/16
Forced Fumble	1 vs. Virginia, 11/26/16
Fumble Recovery	1, 2x; last at ECU, 9/26/15

#21 REGGIE FLOYD

- ROV | 6-0 | 218 | So. | Manassas, Va. | Stonewall Jackson**
- Racked up a career-high 10 tackles vs. Delaware (9/9).
 - Had five tackles and a PBU in his first career start vs. West Virginia (9/3).
 - Played in 12 games as a true freshman.
 - Was in on a half sack vs. East Carolina (9/24/16).

CAREER STATS

YEAR	GP/GS	UA	A	TTL	TFL-YDS	SCK-YDS	INT	BU	PD
2016	12/0	0	1	1	0.5-7	0.5-7	0	0	0
2017	3/3	9	7	16	0.0-0	0.0-0	0	1	1
TOTALS	15/3	9	8	17	0.5-7	0.5-7	0	1	1

CAREER HIGHS

Tackles	10 vs. Delaware 9/9/17
Tackles for Loss	0.5 vs. East Carolina, 9/24/16
Sacks	0.5 vs. East Carolina, 9/24/16
Interceptions	
Pass Breakups	1 vs. West Virginia 9/3/17

#20 DEON NEWSOME

- DB | 5-11 | 200 | R-Sr. | Hampton, Va. | Hampton**
- Has played on special teams the last two seasons and will play a key role as a DB in 2017.
 - Had 19 carries for 93 yards and seven catches for 19 yards as a redshirt freshman.

CAREER STATS

YEAR	GP/GS	UA	A	TTL	TFL-YDS	SCK-YDS	INT	BU	PD
2014	12/0	2	2	4	0.0-0	0.0-0	0	0	0
2015	6/0	1	0	1	0.0-0	0.0-0	0	0	0
2016	12/0	1	3	4	0.0-0	0.0-0	0	0	0
2017	3/0	1	1	2	0.0-0	0.0-0	0	0	0
TOTALS	33/0	5	6	11	0.0-0	0.0-0	0	0	0

CAREER HIGHS

Tackles	2 at Pitt, 10/16/14
Tackles for Loss	
Interceptions	
Pass Breakups	
Forced Fumble	
Fumble Recovery	1 at North Carolina, 10/4/14

#7 DEVON HUNTER

- ROV | 6-0 | 216 | Fr. | Chesapeake, Va. | Indian River**
- A five-star recruit as rated by Scout and a four-star by ESPN and 247Sports.
 - Rated as the No. 1 safety in the state by Scout and the No. 3 player in the state by ESPN and 247Sports.
 - First-team All-Atlantic Conference and second-team All-5A South Region pick at defensive back.
 - Selected to play in the U.S. Army All-American Bowl.

CAREER STATS

YEAR	GP/GS	UA	A	TTL	TFL-YDS	SCK-YDS	INT	BU	PD
2017	3/0	0	0	0	0.0-0	0.0-0	0	0	0

CAREER HIGHS

Tackles	
Tackles for Loss	
Sacks	
Interceptions	
Pass Breakups	

17 FOOTBALL GAME NOTES

#17 DIVINE DEABLO

S | 6-3 | 210 | So. | Winston-Salem, N.C. | Mount Tabor
 •Had 0.5 sacks and two pass breakups at East Carolina (9/16).
 •Racked up six tackles, 1.0 TFL and a PBU in his first career game on defense vs. West Virginia (9/3).
 •Registered four tackles and forced a fumble on special teams as a true freshman.
 •Caught one pass for eight yards vs. East Carolina (9/24/16).

CAREER STATS

YEAR	GP/GS	UA	A	TTL	TFL-YDS	SCK-YDS	INT	BU	PD
2016	14/0	2	2	4	0.0-0	0.0-0	0	0	0
2017	3/0	6	2	8	1.5-6	0.5-6	0	3	3
TOTALS	17/0	8	4	12	1.5-6	0.5-6	0	3	3

CAREER HIGHS

Tackles	6 vs. West Virginia 9/3/17
Tackles for Loss	1.0 vs. West Virginia 9/3/17
Sacks	0.5 at East Carolina 9/16/17
Interceptions	
Pass Breakups	2 at East Carolina 9/16/17
Forced Fumble	1 at Pitt, 10/27/16
Fumble Recovery	

#9 KHALIL LADER

ROV | 5-11 | 180 | R-Fr. | Stone Mountain, Ga. | IMG Academy
 •Had two tackles, 1.5 TFL and forced a fumble at East Carolina (9/16).
 •Redshirted as a true freshman.
 •Rated as a four-star recruit by ESPN Football Recruiting and ranked the No. 26 cornerback in the country and the No. 61 player in the state as a high school senior.

CAREER STATS

YEAR	GP/GS	UA	A	TTL	TFL-YDS	SCK-YDS	INT	BU	PD
2017	3/0	1	1	2	1.5-1	0.0-0	0	0	0

CAREER HIGHS

Tackles	2 at East Carolina 9/16/17
Tackles for Loss	1.5 at East Carolina 9/16/17
Sacks	
Interceptions	
Pass Breakups	

#26 JOVONN QUILLEN

CB | 6-0 | 187 | So. | Hampton, Va. | Hampton
 •Appeared in 11 games as a true freshman.
 •Made three tackles and recovered a fumble at Pitt.

CAREER STATS

YEAR	GP/GS	UA	A	TTL	TFL-YDS	SCK-YDS	INT	BU	PD
2016	11/0	1	2	3	0.0-0	0.0-0	0	0	0
2017	1/0	0	0	0	0.0-0	0.0-0	0	0	0
TOTALS	12/0	1	2	3	0.0-0	0.0-0	0	0	0

CAREER HIGHS

Tackles	1, 3x; last at East Carolina 9/16/17
Tackles for Loss	
Sacks	
Interceptions	
Passes Defended	

#28 BRYCE WATTS

CB | 6-0 | 167 | So. | Toms River, N.J. | Toms River North
 •Had two tackles at East Carolina (9/16).
 •Was listed as the top cornerback in the state of New Jersey and the fifth-best cornerback in the east region by Scout.com.
 •2016 All-Group 5 first-team by NJ.com.
 •Second-team all-state by NJ12 Varsity.

CAREER STATS

YEAR	GP/GS	UA	A	TTL	TFL-YDS	SCK-YDS	INT	BU	PD
2017	3/0	1	1	2	0.0-0	0.0-0	0	0	0
TOTALS	3/0	1	1	2	0.0-0	0.0-0	0	0	0

CAREER HIGHS

Tackles	2 at East Carolina 9/16/17
Tackles for Loss	
Sacks	
Interceptions	
Passes Defended	

SPECIALISTS

#46 JOEY SLYE

K | 5-11 | 213 | Stafford, Va. | North Stafford
 •Went 3 for 3 on FGs and 6 for 6 on PATs at East Carolina (9/16).
 •Broke Shayne Graham's career record at East Carolina with his 69th career FG.
 •Set a new career high with a 50-yard FG vs. Delaware (9/9).
 •First Virginia Tech kicker to boot a 50+ yard FG since Cody Journell's 56-yard make at Boston College (11/2/13).
2017 Lou Groza Award Watch List
2017 Wuerffel Trophy Watch List
2017 All-State Good Works Team
2016 First Team All-ACC (Coaches)
2016 Third Team All-ACC (ACSMA)
2016 Lou Groza Award Semifinalist
2015 Lou Groza Award Semifinalist
 •Ranked fourth in the ACC in 2016 with 118 points.
 •Finished third with 20 field goals made.

FIELD GOALS

YEAR	GP	M-A	PCT.	20-29	30-39	40-49	50+	LNG	BLKD
2014	13	20-28	71.4	10-10	6-8	4-6	0-4	49	2
2015	13	23-30	76.7	2-2	8-9	13-16	0-3	48	0
2016	13	20-27	74.1	12-12	7-8	1-6	0-1	47	1
2017	3	6-10	60.0	3-3	2-4	0-1	1-2	50	1
TOTALS	43	69-95	72.6	27-27	23-29	18-29	1-10	50	4

EXTRA POINTS

YEAR	M-A	POINTS
2014	33-34	93
2015	41-42	110
2016	58-59	118
2017	13-13	31
TOTALS	136-139	352

CAREER HIGHS

FG Made	6 at Pitt, 10/27/16
FG Attempted	6 at Pitt, 10/27/16
Longest FG	50 vs. Delaware 9/9/17
Longest Attempt	67 vs. Duke, 10/24/15
PATs Made	7, 4x; last vs. Virginia, 11/26/16

VIRGINIA TECH RECORD BOOK

Career Field Goals

Name	Years	FGs
1. Joey Slye	2014-	69
2. Shayne Graham	1996-99	68
3. Brandon Pace	2003-06	58

Career Points

Name	Years	Points
1. Shayne Graham, K	1996-99	371
2. Joey Slye, K	2014 -	352
3. Lee Suggs, RB	1999-02	336

#91 OSCAR BRADBURN

P | 6-1 | 202 | Sydney, Australia | Sydney Secondary
 •Averaged 40+ yards per punt for the third-straight game at East Carolina (9/16).
 •Averaged 45.6 yards per punt and placed two punts inside the 20 yard line vs. Delaware (9/9).
 •Placed three punts inside the 20-yard line and averaged 46.5 yards per punt playing in his first American rules football game vs. West Virginia (9/3).
 •Attended the Blackwattle Bay us of Sydney Secondary College.
 •Played Australian Rules Football for Sydney Swans Academy.
 •Trained at Pro Kick Australia, a training facility in Melbourne that produced two of the three finalists for the 2016 Ray Guy Award.

CAREER STATS

YEAR	GP	NO.	YDS	AVG	LNG	TB	FC	I20	50+
2017	3	15	692	46.1	54	2	7	5	3

CAREER HIGHS

Punts	8 vs. West Virginia 9/3/17
Punting Yards	372 vs. West Virginia 9/3/17
Punting Average	46.5 vs. West Virginia 9/3/17

THE LAST TIME

TEAM

Scored 90+ points	99, vs. Emory & Henry (11/22/19)
Scored 80-89 points	86, vs. Roanoke College (9/30/1905)
Scored 70-79 points	77, vs. Akron (10/14/95)
Scored 60-69 points	64, at ECU (9/16/17)
Scored 50-59 points	52, vs. Virginia (11/26/16)
Scored 40-49 points	49, vs. Boston College (9/17/16)
Back-to-back 40+ games	vs. BC (49), vs. ECU (54), 2016
Three straight 40+ games	at NCSU (41), vs. CMU (45), vs. WF (52), 2010
Four straight 40+ games	NCSU (41), CMU (45), WF (52), Duke (44), 2010
Rushed for 500+ yards	500, at Pittsburgh (9/11/93)
Rushed for 400-499 yards	444, vs. Marshall (9/12/09)
Rushed for 300-399 yards	308, vs. Western Michigan (9/27/14)
Rushed for 200-299 yards	287, at ECU (9/16/17)
Passed for 500+ yards	504, at Syracuse (11/09/02)
Passed for 400-499 yards	406, at Pittsburgh (10/27/16)
Passed for 300-399 yards	388, at ECU (9/16/17)
Passed for 200-299 yards	222, vs. Delaware (9/09/17)
Rushed/Passed for 200+ yards	675, at ECU (9/16/17)
	287 rush, 388 pass
Had 600+ yards in total offense	675, at ECU (9/16/17)
Had 500-599 yards in total offense	579, vs. Virginia (11/26/16)
Scored on first offensive play	vs. Appalachian State, 2011
	David Wilson, 20-yard run
Won on final offensive play	vs. Virginia (11/24/12)
	Cody Journell 29 yd FG
Lost on final offensive play	North Carolina (11/21/15)
	Quinshad Davis 5-yd pass from Marquise Williams (OT)
Won in overtime	29-21, vs. Marshall (11/21/13)
Lost in overtime	30-27 (OT), vs. North Carolina (11/21/15)
Recorded a safety	vs. East Carolina (9/24/16)
Recorded two defensive TDs	at Boston College (10/18/08)
Zero punts in a game	vs. James Madison (9/11/10)
Zero sacks allowed in a game	vs. East Carolina (9/24/16)
Recorded a shutout	vs. Boston College (9/17/16)
Held opp. to 0 yards or less rushing	-15, vs. Florida State (11/08/12)
Blocked two kicks in a game	vs. East Carolina (9/24/16)
Scored special teams TD	vs. Delaware (9/09/17)
Scored defensive & special teams TD	at Purdue (9/19/15)
Played an overtime game	vs. Duke [4 OT] (10/14/15)

INDIVIDUAL

Rushed for 200+ yards	253, Darren Evans, vs. Maryland (11/06/08)
Rushed for 150-199 yards	157, J.C. Coleman, vs. Cincinnati (12/27/14)
Two players rushed for 100 yards	NC State (10/02/10)
	(Darren Evans, 160 yds. & Tyrod Taylor, 121 yds.)
Three players rushed for 100 yards	at South Carolina (10/12/74)
	Phil Rogers (120), Roscoe Coles (111) & George Heath (104)
Had 40+ carries	42, Cyrus Lawrence, vs. Memphis St. (10/03/81)
Had 30-39 carries	33, Travon McMillian, at Boston College (10/31/15)
Had 20-29 carries	22, Jerod Evans, vs. Arkansas (12/29/16)
Had two players with 20+ carries	Logan Thomas (23) & Trey Edmunds (22) vs. Marshall (9/21/13)
Rushed for 6 TDs	Tommy Francisco, vs. VMI (11/24/66)
Rushed for 5 TDs	Lee Suggs, at UCF (11/11/00)
Rushed for 4 TDs	Trey Edmunds, at Miami (11/09/13)
Rushed for 3 TDs	David Wilson, vs. Appalachian State (9/03/11)
Rushed for 2 TDs	Jerod Evans vs. Arkansas (12/29/16)
Passed for 500+ yards	504, Bryan Randall, at Syracuse (11/09/02)
Passed for 300-499 yards	372, Josh Jackson at ECU (9/16/17)
Passed for 200-299 yards	235, Josh Jackson vs. West Virginia (9/03/17)
Two QBs each pass for 100+ yards	vs. Appalachian State (9/03/11)
	(Logan Thomas, 149 yds. & Mark Leal, 113 yds.)

Passed for 5 TDs	Josh Jackson, at ECU (9/16/17)
Passed for 4 TDs	Jerod Evans, vs. Liberty (9/03/16)
Passed for 3 TDs	Jerod Evans, vs. East Carolina (9/24/16)
Passed for 2 TDs	Josh Jackson, vs. Delaware (9/09/17)
Two QBs with 2 TD passes apiece	Logan Thomas and Mark Leal vs. Appalachian State (9/03/11)
Had 50+ pass attempts	56, Michael Brewer, vs. East Carolina (9/13/14)
Had 40-49 pass attempts	45, Jerod Evans, vs. Georgia Tech (11/12/16)
Had 30-39 pass attempts	31, Josh Jackson, at ECU (9/16/17)
Had 20-29 pass attempts	24, Josh Jackson, at ECU (9/16/17)
Had 30+ pass completions	32, Jerod Evans, vs. Georgia Tech (11/12/16)
Had 20-29 pass completions	21, Jerod Evans, vs. Arkansas (12/29/16)
QB rush/pass for 100 yards	Logan Thoms vs. Duke (10/26/13)
	(101 rush, 214 pass)
Had 10+ receptions	14, Cam Phillips, at ECU (9/16/17)
Had 250+ yards receiving	279, Ernest Wilford, at Syracuse (11/09/02)
Had 200-249 yards receiving	227, Isaiah Ford, vs. Tulsa (12/26/15)
Had 100+ yards receiving	189, Cam Phillips, at ECU (9/16/17)
Three players with 100+ receiving	at Pittsburgh (10/27/16)
	Isaiah Ford (143), Bucky Hodges (145), Cam Phillips (109)
Had 4 TD receptions	Ernest Wilford at Syracuse (11/09/02)
Had 3 TD receptions	Bucky Hodges, vs. Duke (4 OT) (10/24/15)
Had 2 TD receptions	Bucky Hodges vs. Miami (10/20/16)
Intercepted 3 passes	Kendall Fuller, vs. Duke (10/26/13)
Intercepted 2 passes	Greg Stroman, vs. Liberty (9/03/16)
Returned a KO for TD	Demitri Knowles, at North Carolina (10/06/12)
Returned punt for TD	Greg Stroman, vs. Delaware (9/09/17)
Returned an INT for TD	Andrew Motuapuaka, vs. Furman (9/12/15)
Returned a fumble for TD	Andrew Motuapuaka vs. Virginia (11/26/16)
Returned blocked punt for TD	Adonis Alexander, at Purdue (9/19/15)
Returned blocked FG for TD	Adonis Alexander vs. Duke (11/05/16)
Returned blocked PAT for 2 pts	Stephan Virgil, vs. East Carolina (8/30/08)
Blocked an extra point	Dadi Nicolas, vs. Miami (10/23/14)
Blocked a FG	Tim Settle, at ECU (9/16/17)
Blocked a punt	Cam Phillips, vs. East Carolina (9/24/16)
Scored a def. and special teams TD in a game	DeAngelo Hall vs. Arkansas St. (8/25/02) (49-yd. INT & 69-yd. PR)
Returned two punts for TDs	DeAngelo Hall vs. Syracuse (10/11/03) (58 & 60 yds.)
Successful 2-point conversion	vs. Duke (4 OT) (10/24/15)
	Travon McMillian, rush
Made 6 FGs	Joey Slye, at Pittsburgh (10/27/16)
Made 5 FGs	Chris Kinzer, vs. Vanderbilt (11/15/86)
Made 4 FGs	Joey Slye, at Boston College (10/31/15)
Made 3 FGs	Joey Slye, at ECU (9/16/17)
Kicked a 60+ FG	61, Wayne Latimer, vs. Florida State (10/11/1975)
Kicked a 50-59 FG	50, Joey Slye vs. Delaware (9/09/17)
Kicked a 40-49 FG	47, Joey Slye, vs. Miami (10/20/16)
Kicked two 40+ yards FGs in one game	Joey Slye, at Virginia (11/28/15)
Kicked a 70+ punt	75, Michael Branthover, at Duke (10/29/11)
Kicked a 60-69 punt	60, Mitchell Ludwig, vs. Clemson (12/03/16)



THE LAST TIME – OPPONENT

TEAM

Scored 70+ points	77, Alabama (10/27/73)
Scored 60-69 points	66, Washington & Lee (11/03/51)
Scored 50-59 points	52, Tulsa (12/26/15)
Scored 40-49 points	42, vs. Clemson (12/03/16)

Rushed for 500+ yards	748, Alabama (10/27/73)
Rushed for 400-499 yards	461, Alabama (11/18/72)
Rushed for 300-399 yards	309, vs. Georgia Tech (11/12/16)
Rushed for 200-299 yards	221, vs. West Virginia (9/03/17)
Had 50-99 yards rushing	73, at North Carolina (10/08/16)
Had FEWER than 50 yards rushing	46, vs. Arkansas (12/29/16)

Passed for 500+ yards	NEVER
Passed for 400-499 yards	450, at Syracuse (10/15/16)
Had 50-99 yards passing	58, at North Carolina (10/08/16)
Had FEWER than 50 yards passing	34, vs. Georgia Tech (11/12/16)

Had 800+ yards in total offense	833, Alabama (10/27/73)
Had 700-799 yards in total offense	NEVER
Had 600-699 yards in total offense	604, Syracuse (11/09/02)
Had 500-599 yards in total offense	592, vs. West Virginia (9/03/17)
Recorded a safety	Boston College [2] (10/18/08)
Recorded a defensive TD	Georgia Tech (11/12/15)
Shut out Tech	Cincinnati (9/16/95)
Blocked two kicks in a game	Duke (9/16/06)
Scored a special teams TD	Alabama (8/31/13)
Scored defensive & special teams TD	Alabama (8/31/13)

INDIVIDUAL

Rushed for 200+ yards	249, Duke Johnson, Miami (10/23/14)
Rushed for 150-199 yards	169, James Summers, East Carolina (9/26/15)
Rushed for 100-149 yards	106, Justin Crawford vs. West Virginia (9/03/17)

Two players rushed for 100 yards	vs. Georgia Tech (11/12/16)
	Marcus Marshall (143) & Matthew Jordan (142)

Three players rushed for 100 yards	NEVER
Had 40+ carries	44, Paul Palmer, Temple (10/18/86)
Had 35-39 carries	38, Derrick Knight, Boston College (11/22/03)
Rushed for 6 TDs	Willis McGahee, Miami (12/07/02)
Rushed for 5 TDs	NEVER

Rushed for 4 TDs	Chris Brantley, Rutgers (10/31/92)
Rushed for 3 TDs	James Connor, at Pittsburgh (10/27/16)
Rushed for 2 TDs	Deshaun Watson, vs. Clemson (12/03/16)

Passed for 500+ yards	NEVER
Passed for 400-499 yards	427, Shane Carden, East Carolina (9/13/14)
Passed for 300-399 yards	371, Will Grier vs. West Virginia (9/03/17)
Passed for 5 TDs	NEVER

Passed for 4 TDs	Thomas Sirk, Duke (4 OT) (10/29/11)
Passed for 3 TDs	Will Grier vs. West Virginia (9/03/17)

Had 50+ pass attempts	53, Will Grier vs. West Virginia (9/03/17)
Had 40-49 pass attempts	44, Dane Evans, Tulsa (12/26/15)
Had 30-39 pass attempts	30, Gardner Minshew, at ECU (9/16/17)
Had 30+ pass completions	30, Dominique Davis, East Carolina (9/18/10)
Had 20-29 pass comps	23, Deshaun Watson, vs. Clemson (12/03/16)
QB rush/pass for 100 yards	Eric Dungey, at Syracuse (10/15/16)
	311 yds passing, 109 yds rushing

Had 11+ receptions	13, Gary Jennings Jr., vs. West Virginia (9/03/17)
Had 250+ yards receiving	NEVER
Had 200-249 yards receiving	224, Cam Worthy, East Carolina (9/13/14)
Had 100+ yards receiving	107, Trevon Brown, at ECU (9/16/17)

Two players w/100+ yards receiving at Syracuse (10/15/16)

Had 4 TD receptions	Ervin Phillips, 139 & Brisley Estime, 131
Had 3 TD receptions	Chris Brantley, Rutgers (10/31/92)
Had 2 TD receptions	Coby Fleener, Stanford (1/03/11)
Intercepted 3 passes	David Stills V, vs. West Virginia (9/03/17)
Intercepted 2 passes	Aaron Beasley, West Virginia (9/22/94)
	Cordrea Tankersley, vs. Clemson, 2016 (12/03/16)

Returned a KO for TD	Christian Jones, Alabama (8/31/13)
Returned punt for TD	William Likely, Maryland (11/16/13)
Returned an INT for TD	David Dean, Virginia (11/28/14)
Returned/recovered a fumble for TD	Alpha Jalloh, vs. Liberty (9/03/16)
Returned blocked punt for TD	T.J. Lee, East Carolina (8/30/08)
Returned blocked FG for TD	NEVER
Returned blocked PAT for 2 pts	Nigel Bradham, Florida State (12/04/10)
Blocked an extra point	Richard Ash, Western Michigan (9/27/14)
Blocked a FG	Nasir Adderley, vs. Delaware (9/09/17)
Blocked a punt	Gabriel Terry, Miami (11/1/2012)
2-point conversion	at Pittsburgh (10/27/16)

	Nathan Peterman pass to James Conner
Made 6 FGs	NEVER
Made 5 FGs	Alex Henery, Nebraska (9/19/09)
Made 4 FGs	Will Snyderwine, Duke (9/19/09)
Made 3 FGs	Harrison Butker, vs. Georgia Tech (11/12/16)
Kicked a 60+ FG	NEVER
Kicked a 50-59 FG	51, Cole Murphy, at Syracuse (10/15/16)
Kicked two 50+ FGs	51 & 53, Ross Martin, Duke (10/26/13)
Kicked a 40-49 FG	40, Harrison Butker, vs. Georgia Tech (11/12/16)
Kicked a 70+ punt	76, Alex Henery, Nebraska (9/19/09)
Kicked a 60-69 punt	67, Nicholas Conte, vs. Virginia (11/26/16)

TURNOVERS

THE LAST TIME TECH...

Lost two fumbles	at North Carolina (10/08/16)
Lost three fumbles	vs. Miami (10/23/14)
Lost four fumbles	vs. Liberty (9/03/16)
Lost five or more fumbles	5, vs. Tennessee (9/10/16)

Threw three interceptions	at Miami, Brenden Motley (10/17/15)
Threw four interceptions	Logan Thomas vs. Duke (10/26/13)
Threw five interceptions	Maurice DeShazo vs. Virginia (11/19/94)
Threw six or more interceptions	7, vs. Florida St. (10/10/59)

THE LAST TIME AN OPPONENT...

Lost two fumbles	at ECU (9/16/17)
Lost three fumbles	North Carolina (OT) (11/21/15)
Lost four fumbles	Arkansas St. (8/25/02)
Lost five or more fumbles	5, Clemson (9/14/85)
Threw three interceptions	Arkansas (12/29/16)
Threw four interceptions	Duke (10/26/13)
Threw five interceptions	Georgia Tech (11/1/07)
Threw six or more interceptions	6, Rutgers (11/21/98)

2017 STATISTICS
OVERALL: 3-0

ACC: 0-0

HOME: 1-0

AWAY: 1-0

NEUTRAL: 1-0

SCHEDULE & RESULTS

DATE	VT (RANK)	OPPONENT (RANK)	TV	LOCATION	TIME/RESULT	ATTEND.	TOP RUSHER	TOP PASSER	TOP RECEIVER	TOP TACKLER
Sept. 3	#21/22	vs. (22/20) West Virginia	ABC	FedExField, Landover, Md.	W, 31-24	67,489	Josh Jackson (11-101-1)	Josh Jackson (15-26-235-1)	Cam Phillips (7-138-1)	Andrew Motuapuaka (12)
Sept. 9	#18/18	Delaware	ACCNETWORK EXTRA	Blacksburg, Va.	W, 27-0	65,526	Jalen Holston (8-32-0)	Josh Jackson (16-28-222-2)	Cam Phillips (6-90-1)	Tremaine Edmunds (14)
Sept. 16	#16/16	at East Carolina	CBS SN	Greenville, N.C.	W, 64-17	43,776	Travon McMillian (11-72-0)	Josh Jackson (24-31-372-5)	Cam Phillips (14-189-3)	Mook Reynolds (10)
Sept. 23	#13/13	Old Dominion	ACCNETWORK EXTRA	Blacksburg, Va.	2 PM					
Sept. 30		Clemson*	TBA	Blacksburg, Va.	TBA					
Oct. 7		at Boston College*	TBA	Chestnut Hill, Mass.	TBA					
Oct. 21		North Carolina* (HC)	TBA	Blacksburg, Va.	TBA					
Oct. 28		Duke*	TBA	Blacksburg, Va.	TBA					
Nov. 4		at Miami*	TBA	Miami Gardens, Fla.	TBA					
Nov. 11		at Georgia Tech*	TBA	Atlanta, Ga.	TBA					
Nov. 18		Pitt*	TBA	Blacksburg, Va.	TBA					
Nov. 24		at Virginia*	TBA	Charlottesville, Va.	TBA					
Dec. 2		ACC Championship	TBA	Bank of America Stadium	TBA					

Rankings listed (AP/USA Today/CFB Ranking) HC - Homecoming * - ACC Game

TEAM STATISTICS

	HOKIES	OPPONENT
SCORING	122	41
Points Per Game	40.7	13.7
Points Off Turnovers	20	0
FIRST DOWNS	70	53
Rushing	31	21
Passing	33	29
Penalty	6	3
RUSHING YARDAGE	602	368
Yards gained rushing	649	468
Yards lost rushing	47	100
Rushing Attempts	135	112
Average Per Rush	4.5	3.3
Average Per Game	200.7	122.7
TDs Rushing	6	0
PASSING YARDAGE	845	728
Comp-Att-Int	56-89-0	50-101-3
Average Per Pass	9.5	7.2
Average Per Catch	15.1	14.6
Average Per Game	281.7	242.7
TDs Passing	8	5
TOTAL OFFENSE	1447	1096
Total Plays	224	213
Average Per Play	6.5	5.1
Average Per Game	482.3	365.3
KICK RETURNS: #-Yards	5-130	2-40
PUNT RETURNS: #-Yards	7-74	3-1
INT RETURNS: #-Yards	3-73	0-0
KICK RETURN AVERAGE	26.0	20.0
PUNT RETURN AVERAGE	10.6	0.3
INT RETURN AVERAGE	24.3	0.0
FUMBLES-LOST	2-1	4-3
PENALTIES-Yards	14-113	26-205
Average Per Game	37.7	68.3
PUNTS-Yards	15-692	25-951
Average Per Punt	46.1	38.0
Net punt average	43.4	34.3
KICKOFFS-Yards	24-1547	10-628
Average Per Kick	64.5	62.8
Net kick average	39.9	39.8
TIME OF POSSESSION/Game	31:09	28:51
3RD-DOWN Conversions	15/41	14/52
3rd-Down Pct	37%	27%
4TH-DOWN Conversions	2/2	3/4
4th-Down Pct	100%	75%
SACKS BY-Yards	8-62	3-18
MISC YARDS	0	31
TOUCHDOWNS SCORED	15	5
FIELD GOALS-ATTEMPTS	6-10	2-4
ON-SIDE KICKS	0-0	0-0
RED-ZONE SCORES	(14-16) 88%	(5-8) 63%
RED-ZONE TOUCHDOWNS	(9-16) 56%	(3-8) 38%
PAT-ATTEMPTS	(14-14) 100%	(5-5) 100%
ATTENDANCE	62526	43776
Games/Avg Per Game	1/62526	1/43776
Neutral Site Games		1/67489

SCORE BY QUARTERS

	1ST	2ND	3RD	4TH	TOTAL
Virginia Tech	17	33	48	24	122
Opponents	17	7	10	7	41

RUSHING

NAME	GP	ATT	GAIN	LOSS	NET	AVG	TD	LONG	AVG/G
Travon McMillian	3	25	122	1	121	4.8	1	19	40.3
Josh Jackson	3	22	138	23	115	5.2	1	46	38.3
Deshawn McCleese	3	22	113	0	113	5.1	1	16	37.7
Jalen Holston	3	18	71	0	71	3.9	1	10	23.7
Steven Peoples	3	23	74	3	71	3.1	1	11	23.7
AJ Bush	1	5	68	2	66	13.2	0	34	66.0
Coleman Fox	1	8	35	1	34	4.2	1	9	34.0
C.J. Carroll	3	2	7	0	7	3.5	0	5	2.3
Sean Savoy	3	4	10	3	7	1.8	0	5	2.3
James Clark	3	3	11	9	2	0.7	0	8	0.7
TEAM	3	3	0	5	-5	-1.7	0	0	-1.7
Total	3	135	649	47	602	4.5	6	46	200.7
Opponents	3	112	468	100	368	3.3	0	42	122.7

PASSING

NAME	GP	EFFIC	ATT-CMP-INT	PCT	YDS	TD	LONG	AVG/G
Josh Jackson	3	177.69	55-85-0	64.7	829	8	70	276.3
AJ Bush	1	117.20	1-2-0	50.0	16	0	16	16.0
Cam Phillips	3	0.00	0-1-0	0.0	0	0	0	0.0
TEAM	3	0.00	0-1-0	0.0	0	0	0	0.0
Total	3	172.34	56-89-0	62.9	845	8	70	281.7
Opponents	3	120.45	50-101-3	49.5	728	5	76	242.7

RECEIVING

NAME	GP	NO.	YDS	AVG	TD	LONG	AVG/G
Cam Phillips	3	27	417	15.4	5	45	139.0
Sean Savoy	3	12	135	11.2	1	38	45.0
C.J. Carroll	3	5	69	13.8	0	29	23.0
Travon McMillian	3	3	77	25.7	2	70	25.7
James Clark	3	2	42	21.0	0	34	14.0
Henri Murphy	1	2	29	14.5	0	16	29.0
Deshawn McCleese	3	2	16	8.0	0	15	5.3
Chris Cunningham	3	1	39	39.0	0	39	13.0
Dalton Keene	3	1	14	14.0	0	14	4.7
Hezekiah Grimsley	2	1	7	7.0	0	7	3.5
Total	3	56	845	15.1	8	70	281.7
Opponents	3	50	728	14.6	5	76	242.7

17 FOOTBALL GAME NOTES

2017 STATISTICS

PUNT RETURNS

NAME	NO.	YDS	AVG	TD	LONG
Greg Stroman	5	70	14.0	1	61
C.J. Carroll	2	4	2.0	0	3
Total	7	74	10.6	1	61
Opponents	3	1	0.3	0	5

KICKOFF RETURNS

NAME	NO.	YDS	AVG	TD	LONG
James Clark	5	130	26.0	0	44
Total	5	130	26.0	0	44
Opponents	2	40	20.0	0	21

INTERCEPTIONS

NAME	NO.	YDS	AVG	TD	LONG
Greg Stroman	1	10	10.0	0	10
Terrell Edmunds	1	55	55.0	0	55
Trevon Hill	1	8	8.0	0	8
Total	3	73	24.3	0	55
Opponents	0	0	0.0	0	0

FUMBLE RETURNS

NAME	NO.	YDS	AVG	TD	LONG
Total	0	0	0.0	0	0
Opponents	0	0	0.0	0	0

PUNTING

NAME	NO.	YDS	AVG	LONG	TB	FC	I20	50+	BLKD
Oscar Bradburn	15	692	46.1	54	2	7	5	3	0
Total	15	692	46.1	54	2	7	5	3	0
Opponents	25	951	38.0	52	1	13	3	3	0

KICKOFFS

NAME	NO.	YDS	AVG	TB	OB	RETN	NET	YDLN
Joey Slye	23	1482	64.4	22	0	21	39.6	25
Brian Johnson	1	65	65.0	0	0	19	40.0	25
Total	24	1547	64.5	22	0	40	39.9	25
Opponents	10	628	62.8	4	1	130	39.8	25

FIELD GOALS

FIELD GOAL SEQUENCE BY PLAYER

NAME	FGM-FGA	PCT	01-19	20-29	30-39	40-49	50-99	LG	BLK
Joey Slye	6-10	60.0	0-0	3-3	2-4	0-1	1-2	50	1

FIELD GOAL SEQUENCE BY GAME

FG SEQUENCE	VIRGINIA TECH	OPPONENTS
West Virginia	(25),38,32	(34)
Delaware	(50),[46],51,(24)	28
East Carolina	(25),(34),(37)	(35),[47]
Old Dominion		
Clemson		
Boston College		
North Carolina		
Duke		
Miami		
Georgia Tech		
Pitt		
Virginia		

Numbers in (parentheses) indicate field goal was made.

Numbers in [brackets] indicate field goal was blocked.

SCORING

NAME	TD	FGS	KICK	RUSH	PAT				
					RCV	PASS	DXP	SAF	
Joey Slye	0	6-10	13-13	0-0	0	0-0	0	0	31
Cam Phillips	5	0-0	0-0	0-0	0	0-0	0	0	30
Travon McMillian	3	0-0	0-0	0-0	0	0-0	0	0	18
Josh Jackson	1	0-0	0-0	0-0	0	0-1	0	0	6
Jalen Holston	1	0-0	0-0	0-0	0	0-0	0	0	6
Steven Peoples	1	0-0	0-0	0-0	0	0-0	0	0	6
Coleman Fox	1	0-0	0-0	0-0	0	0-0	0	0	6
Sean Savoy	1	0-0	0-0	0-0	0	0-0	0	0	6
Deshawn McCleese	1	0-0	0-0	0-0	0	0-0	0	0	6
Greg Stroman	1	0-0	0-0	0-0	0	0-0	0	0	6
Brian Johnson	0	0-0	1-1	0-0	0	0-0	0	0	1
Total	15	6-10	14-14	0-0	0	0-1	0	0	122
Opponents	5	2-4	5-5	0-0	0	0-0	0	0	41

ALL-PURPOSE

NAME	G	RUSH	REC	PR	KOR	IR	TOT	AVG/G
Cam Phillips	3	0	417	0	0	0	417	139.0
Travon McMillian	3	121	77	0	0	0	198	66.0
James Clark	3	2	42	0	130	0	174	58.0
Sean Savoy	3	7	135	0	0	0	142	47.3
Deshawn McCleese	3	113	16	0	0	0	129	43.0
Josh Jackson	3	115	0	0	0	0	115	38.3
C.J. Carroll	3	7	69	4	0	0	80	26.7
Greg Stroman	3	0	0	70	0	10	80	26.7
Steven Peoples	3	71	0	0	0	0	71	23.7
Jalen Holston	3	71	0	0	0	0	71	23.7
AJ Bush	1	66	0	0	0	0	66	66.0
Terrell Edmunds	3	0	0	0	0	55	55	18.3
Chris Cunningham	3	0	39	0	0	0	39	13.0
Coleman Fox	1	34	0	0	0	0	34	34.0
Henri Murphy	1	0	29	0	0	0	29	29.0
Dalton Keene	3	0	14	0	0	0	14	4.7
Trevon Hill	3	0	0	0	0	8	8	2.7
Hezekiah Grimsley	2	0	7	0	0	0	7	3.5
TEAM	3	-5	0	0	0	0	-5	-1.7
Total	3	602	845	74	130	73	1724	574.7
Opponents	3	368	728	1	40	0	1137	379.0

TOTAL OFFENSE

NAME	G	PLAYS	RUSH	PASS	TOTAL	AVG/G
Josh Jackson	3	107	115	829	944	314.7
Travon McMillian	3	25	121	0	121	40.3
Deshawn McCleese	3	22	113	0	113	37.7
AJ Bush	1	7	66	16	82	82.0
Steven Peoples	3	23	71	0	71	23.7
Jalen Holston	3	18	71	0	71	23.7
Coleman Fox	1	8	34	0	34	34.0
Sean Savoy	3	4	7	0	7	2.3
C.J. Carroll	3	2	7	0	7	2.3
James Clark	3	3	2	0	2	0.7
TEAM	3	4	-5	0	-5	-1.7
Total	3	224	602	845	1447	482.3
Opponents	3	213	368	728	1096	365.3

2017 STATISTICS

2017 DEFENSIVE STATISTICS

NO.	NAME	GP-GS	TACKLES			TFL/YDS	SACKS NO-YARDS	PASS DEF			FR-YDS	FF	BLKD KICK	SAFETY
			SOLO	AST	TOTAL			BRUP	QBH					
6	Mook Reynolds	3-3	16	11	27	4.0-12	1.0-7	
49	Tremaine Edmunds	3-3	14	13	27	4.0-26	1.5-19	.	.	1	.	2	.	
54	Andrew Motuapuaka	3-3	13	13	26	3.0-9	1.5-7	.	.	3	1-0	.	.	
22	Terrell Edmunds	3-3	13	5	18	1.5-9	1.0-9	1-55	3	
21	Reggie Floyd	3-3	9	7	16	.	.	.	1	
36	Adonis Alexander	2-2	12	2	14	1.0-1	.	.	3	
94	Trevon Hill	3-3	5	5	10	3.5-17	1.0-9	1-8	.	4	1-0	.	.	
7D	Divine Deablo	3-0	6	2	8	1.5-6	0.5-5	.	3	
8	Ricky Walker	3-3	3	4	7	1.5-4	.	.	.	5	.	.	.	
99	Vinny Mihota	3-3	2	4	6	2.0-7	0.5-2	
4S	Tim Settle	3-3	4	.	4	2.0-5	1.0-4	.	1	.	.	1	.	
24	Anthony Shegog	3-0	3	1	4	1	.	.	.	
55	Jarrod Hewitt	3-0	1	3	4	1.0-1	.	.	.	1	1-0	.	.	
25	Greg Stroman	3-3	2	2	4	.	.	1-10	3	
11	Houshun Gaines	3-0	2	1	3	1	.	.	.	
56	Sean Huelskamp	3-0	3	.	3	1	.	.	.	
9D	Khalil Ladler	3-0	1	1	2	1.5-1	1	.	
28	Bryce Watts	3-0	1	1	2	
31	Brandon Facyson	3-1	.	2	2	.	.	.	1	
20	Deon Newsome	3-0	1	1	2	
96	Jimmie Taylor	3-0	1	1	2	0.5-1	
18	Raymon Minor	2-0	.	1	1	0.5-1	
43	Xavier Burke	1-0	.	1	1	0.5-1	
46	Joey Slye	3-0	1	.	1	
40	Trey Skeens	2-0	.	1	1	
4D	Emmanuel Belmar	3-0	2	.	.	.	
Total	3-0		113	82	195	28-101	8-62	3-73	15	20	3-0	3	1	
Opponents	3-0		115	130	245	15.0-42	3-18	.	8	13	1-0	1	1	

RUSHING TACKLES

NAME	TOTAL
Tremaine Edmunds	21
Andrew Motuapuaka	20
Mook Reynolds	14
Reggie Floyd	13
Terrell Edmunds	9
Trevon Hill	8
Adonis Alexander	7
Ricky Walker	6
Vinny Mihota	5
Jarrod Hewitt	4
Anthony Shegog	3
Sean Huelskamp	3
Tim Settle	3
Greg Stroman	2
Divine Deablo	2
Jimmie Taylor	2
Houshun Gaines	2
Raymon Minor	1
Xavier Burke	1
Trey Skeens	1
Bryce Watts	1
Deon Newsome	1
Khalil Ladler	1
Brandon Facyson	1
TOTALS	131

PASSING TACKLES

NAME	TOTAL
Mook Reynolds	11
Terrell Edmunds	7
Adonis Alexander	7
Divine Deablo	4
Reggie Floyd	3
Tremaine Edmunds	3
Andrew Motuapuaka	3
Greg Stroman	2
Houshun Gaines	1
Trevon Hill	1
Ricky Walker	1
TOTALS	43

SPECIAL TEAMS TACKLES

NAME	T	KO	PUNT
Andrew Motuapuaka	1	0	1
Bryce Watts	1	0	1
Deon Newsome	1	0	1
Anthony Shegog	1	0	1
Joey Slye	1	1	0
Brandon Facyson	1	0	1
Divine Deablo	1	0	1
Terrell Edmunds	1	1	0
TOTALS	8	2	6

HOKIES ON COIN FLIPS

Virginia Tech is 3-0 in coin tosses this season.

GAME	FLIP	SCORE
West Virginia	WON	W, 31-24
Delaware	WON	W, 27-0
East Carolina	WON	W, 64-17
Old Dominion		
Clemson		
Boston College		
North Carolina		
Duke		
Miami		
Georgia Tech		
Pitt		
Virginia		

HOKIES ON OPENING OFFENSIVE DRIVES

GAME	1ST HALF	2ND HALF
West Virginia	Punt	Punt
Delaware	Punt	Punt
East Carolina	TOUCHDOWN	TOUCHDOWN
Old Dominion		
Clemson		
Boston College		
North Carolina		
Duke		
Miami		
Georgia Tech		
Pitt		
Virginia		

HOKIES ON OPENING DEFENSIVE SERIES

GAME	1ST HALF	2ND HALF
West Virginia	Punt	FIELD GOAL
Delaware	Punt	INTERCEPTION
East Carolina	TOUCHDOWN	Punt
Old Dominion		
Clemson		
Boston College		
North Carolina		
Duke		
Miami		
Georgia Tech		
Pitt		
Virginia		

17 FOOTBALL GAME NOTES

2017 STATISTICS

BIG PLAYS (MORE THAN 20 YARDS)

20-YARD PLUS PLAYS

YARDS	TYPE	PLAYER(S)	OPPONENT
70*	Pass	Travon McMillian from Josh Jackson	East Carolina
61*	PR	Greg Stroman	Delaware
55	INT	Terrell Edmunds	Delaware
46	Rush	Josh Jackson	West Virginia
45*	Pass	Cam Phillips from Josh Jackson	East Carolina
44	KR	James Clark	West Virginia
39	Pass	Chris Cunningham from Josh Jackson	West Virginia
38	Pass	Sean Savoy from Josh Jackson	Delaware
34	Pass	James Clark from Josh Jackson	East Carolina
34	Rush	AJ Bush	East Carolina
32*	Pass	Cam Phillips from Josh Jackson	West Virginia
31*	Pass	Cam Phillips from Josh Jackson	East Carolina
29	Pass	C.J. Carroll from Josh Jackson	Delaware
28*	Pass	Cam Phillips from Josh Jackson	Delaware
28	Pass	Cam Phillips from Josh Jackson	West Virginia
28	Pass	Cam Phillips from Josh Jackson	West Virginia
25	KR	James Clark	West Virginia
24	Rush	AJ Bush	East Carolina
24	KR	James Clark	West Virginia
22	Pass	Cam Phillips from Josh Jackson	Delaware
22	Pass	Cam Phillips from Josh Jackson	West Virginia
22	Pass	Sean Savoy from Josh Jackson	West Virginia
22	Pass	C.J. Carroll from Josh Jackson	Delaware
21	KR	James Clark	East Carolina

* touchdown scored on play

VT LONG PLAYS BY THE NUMBERS

LONG PLAYS BY YARDS	NO.	TD
100+	0	0
90-99	0	0
80-89	0	0
70-79	1	1
60-69	1	1
50-59	1	0
40-49	3	1
30-39	6	2
20-29	12	1

LONG PLAYS BY TYPE	NO.	TD
Rushing	3	0
Passing	15	5
Punt returns	1	1
Kick returns	4	0
Interceptions	1	0
Fumble returns	0	0
Other	0	0
TOTAL	24	6

20-YARD PLUS BY PLAYER

PLAYER	NO.	TD	R	P	KR	PR	IR	FR
Cam Phillips	8	4	0	8	0	0	0	0
James Clark	5	0	0	1	4	0	0	0
Sean Savoy	2	0	0	2	0	0	0	0
AJ Bush	2	0	2	0	0	0	0	0
C.J. Carroll	2	0	0	2	0	0	0	0
Travon McMillian	1	1	0	1	0	0	0	0
Greg Stroman	1	1	0	0	0	1	0	0
Terrell Edmunds	1	0	0	0	0	0	1	0
Chris Cunningham	1	0	0	1	0	0	0	0
Josh Jackson	1	0	1	0	0	0	0	0
TOTAL	24	6	3	15	4	1	1	0

VIRGINIA TECH'S LONGEST PLAYS OF THE YEAR

Rushing	46	Josh Jackson vs West Virginia (9/3/2017)
Rushing TD	12	Deshawn McCleese vs West Virginia (9/3/2017)
Passing	70	Travon McMillian from Josh Jackson vs. East Carolina (9/16/2017)
Passing TD	70	Travon McMillian from Josh Jackson vs. East Carolina (9/16/2017)
Punt Return	61	Greg Stroman vs Delaware (9/9/2017)
Kick Return	44	James Clark vs West Virginia (9/3/2017)
INT Return	55	Terrell Edmunds vs Delaware (9/9/2017)
Punt	54	Oscar Bradburn vs West Virginia (9/3/2017)
Field Goal	50	Joey Slye vs Delaware (9/9/2017)

MONEY PLAYS (PLAYS RESULTING IN A 1ST DOWN OR TD)

RUSHERS	1ST	TD	NO.	ATT
Travon McMillian	6	1	7	25
Josh Jackson	6	1	7	19
Jalen Holston	5	1	6	18
Deshawn McCleese	5	1	5	22
Steven Peoples	4	1	5	23
Coleman Fox	2	1	3	8
AJ Bush	2	0	2	5
James Clark	1	0	1	3
TOTALS	31	6	36	132

2nd DOWN TOTALS 17 3 19 51

3rd DOWN TOTALS 5 2 7 17

4th DOWN TOTALS 2 0 2 2

RECEIVERS	1ST	TD	NO.	ATT
Cam Phillips	18	5	18	27
Sean Savoy	5	1	6	12
C.J. Carroll	3	0	3	5
Henri Murphy	2	0	2	2
Travon McMillian	1	2	2	3
Deshawn McCleese	1	0	1	2
Dalton Keene	1	0	1	1
Chris Cunningham	1	0	1	1
James Clark	1	0	1	2
TOTALS	33	8	35	56

1st DOWN TOTALS 16 3 16 27

2nd DOWN TOTALS 9 4 11 17

3rd DOWN TOTALS 8 1 8 12

4th DOWN TOTALS 0 0 0 0

DRIVE START AVERAGES

OBTAINED	HOKIES		OPPONENTS	
	#	AVG	#	AVG
Kickoff	10	30.1	24	25.1
Punt	25	33.9	15	20.1
Field goal	2	25.0	4	43.8
Fumble	3	74.7	1	17.0
Interception	3	56.0	0	0.0
Downs	0	0.0	0	0.0
All drives	43	37.0	44	24.9

2017 STATISTICS

SUPERLATIVES

MOST BY A HOKIE...

Rushes	13	Steven Peoples vs West Virginia (Sep 03, 2017)
Yards Rushing	101	Josh Jackson vs West Virginia (Sep 03, 2017)
TD Rushes	1	Travon McMillian vs West Virginia (Sep 03, 2017)
		Deshawn McCleese vs West Virginia (Sep 03, 2017)
		Josh Jackson vs West Virginia (Sep 03, 2017)
		Jalen Holston at East Carolina (Sep 16, 2017)
		Coleman Fox at East Carolina (Sep 16, 2017)
		Steven Peoples at East Carolina (Sep 16, 2017)
Long Rush	46	Josh Jackson vs West Virginia (Sep 03, 2017)
Pass attempts	31	Josh Jackson at East Carolina (Sep 16, 2017)
Pass completions	24	Josh Jackson at East Carolina (Sep 16, 2017)
Yards Passing	372	Josh Jackson at East Carolina (Sep 16, 2017)
TD Passes	5	Josh Jackson at East Carolina (Sep 16, 2017)
Long Pass	70	Josh Jackson at East Carolina (Sep 16, 2017)
Receptions	14	Cam Phillips at East Carolina (Sep 16, 2017)
Yards Receiving	189	Cam Phillips at East Carolina (Sep 16, 2017)
TD Receptions	3	Cam Phillips at East Carolina (Sep 16, 2017)
Long Reception	70	Travon McMillian at East Carolina (Sep 16, 2017)
Field Goals	3	Joey Slye at East Carolina (Sep 16, 2017)
Long Field Goal	50	Joey Slye vs Delaware (Sep 09, 2017)
Punts	8	Oscar Bradburn vs West Virginia (Sep 03, 2017)
Punting Avg	46.5	Oscar Bradburn vs West Virginia (Sep 03, 2017)
Long Punt	54	Oscar Bradburn vs West Virginia (Sep 03, 2017)
Punts inside 20	3	Oscar Bradburn vs West Virginia (Sep 03, 2017)
Long Punt Return	61	Greg Stroman vs Delaware (Sep 09, 2017)
Long Kickoff Return	44	James Clark vs West Virginia (Sep 03, 2017)
Tackles	14	Tremaine Edmunds vs Delaware (Sep 09, 2017)
Sacks	1.5	Tremaine Edmunds vs Delaware (Sep 09, 2017)
Tackles For Loss	4.0	Tremaine Edmunds vs Delaware (Sep 09, 2017)
Interceptions	1	Trevon Hill vs West Virginia (Sep 03, 2017)
		Terrell Edmunds vs Delaware (Sep 09, 2017)
		Greg Stroman at East Carolina (Sep 16, 2017)

VIRGINIA TECH GAME HIGHS

Rushes	62	at East Carolina (Sep 16, 2017)
Yards Rushing	287	at East Carolina (Sep 16, 2017)
Yards Per Rush	5.2	vs West Virginia (Sep 03, 2017)
TD Rushes	3	vs West Virginia (Sep 03, 2017)
		at East Carolina (Sep 16, 2017)
Pass attempts	33	at East Carolina (Sep 16, 2017)
Pass completions	25	at East Carolina (Sep 16, 2017)
Yards Passing	388	at East Carolina (Sep 16, 2017)
Yards Per Pass	11.8	at East Carolina (Sep 16, 2017)
TD Passes	5	at East Carolina (Sep 16, 2017)
Total Plays	95	at East Carolina (Sep 16, 2017)
Total Offense	675	at East Carolina (Sep 16, 2017)
Yards Per Play	7.1	at East Carolina (Sep 16, 2017)
Points	64	at East Carolina (Sep 16, 2017)
Sacks By	4	vs Delaware (Sep 09, 2017)
First Downs	34	at East Carolina (Sep 16, 2017)
Penalties	7	at East Carolina (Sep 16, 2017)
Penalty Yards	69	at East Carolina (Sep 16, 2017)
Turnovers	1	vs Delaware (Sep 09, 2017)
Interceptions By	1	vs West Virginia (Sep 03, 2017)
		vs Delaware (Sep 09, 2017)
		at East Carolina (Sep 16, 2017)
Punts	8	vs West Virginia (Sep 03, 2017)
Punting Avg	46.5	vs West Virginia (Sep 03, 2017)
Long Punt	54	vs West Virginia (Sep 03, 2017)
Punts inside 20	3	vs West Virginia (Sep 03, 2017)
Long Punt Return	61	vs Delaware (Sep 09, 2017)

MOST BY AN OPPONENT...

Rushes	16	Joe Walker, vs Delaware (Sep 09, 2017)
Yards Rushing	106	Crawford, J, vs West Virginia (Sep 03, 2017)
TD Rushes	0	
Long Rush	42	Crawford, J, vs West Virginia (Sep 03, 2017)
Pass attempts	53	Grier, Will, vs West Virginia (Sep 03, 2017)
Pass completions	31	Grier, Will, vs West Virginia (Sep 03, 2017)
Yards Passing	371	Grier, Will, vs West Virginia (Sep 03, 2017)
TD Passes	3	Grier, Will, vs West Virginia (Sep 03, 2017)
Long Pass	76	MINSHEW, Grdnr, at East Carolina (Sep 16, 2017)
Receptions	13	Jennings Jr., G, vs West Virginia (Sep 03, 2017)
Yards Receiving	189	Jennings Jr., G, vs West Virginia (Sep 03, 2017)
TD Receptions	2	Sills V, David, vs West Virginia (Sep 03, 2017)
Long Reception	76	BROWN, Trevon, at East Carolina (Sep 16, 2017)
Field Goals	1	Molina, Mike, vs West Virginia (Sep 03, 2017)
		VERITY, Jake, at East Carolina (Sep 16, 2017)
Long Field Goal	35	VERITY, Jake, at East Carolina (Sep 16, 2017)
Punts	10	Nick Pritchard, vs Delaware (Sep 09, 2017)
Punting Avg	39.9	Nick Pritchard, vs Delaware (Sep 09, 2017)
Long Punt	52	Nick Pritchard, vs Delaware (Sep 09, 2017)
Punts inside 20	2	Kinney, Billy, vs West Virginia (Sep 03, 2017)
Long Punt Return	5	Jamie Jarmon, vs Delaware (Sep 09, 2017)
Long Kickoff Return	21	HOWE, Hussein, at East Carolina (Sep 16, 2017)
Tackles	11	FULP, Bobby, at East Carolina (Sep 16, 2017)
Sacks	1.0	Bilal Nichols, vs Delaware (Sep 09, 2017)
Tackles For Loss	2.0	Bailey, Hakeem, vs West Virginia (Sep 03, 2017)
Interceptions	0	

OPPONENT GAME HIGHS

Rushes	46	vs Delaware (Sep 09, 2017)
Yards Rushing	221	vs West Virginia (Sep 03, 2017)
Yards Per Rush	6.3	vs West Virginia (Sep 03, 2017)
TD Rushes	0	
Pass attempts	54	vs West Virginia (Sep 03, 2017)
Pass completions	31	vs West Virginia (Sep 03, 2017)
Yards Passing	371	vs West Virginia (Sep 03, 2017)
Yards Per Pass	8.0	at East Carolina (Sep 16, 2017)
TD Passes	3	vs West Virginia (Sep 03, 2017)
Total Plays	89	vs West Virginia (Sep 03, 2017)
Total Offense	592	vs West Virginia (Sep 03, 2017)
Yards Per Play	6.7	vs West Virginia (Sep 03, 2017)
Points	24	vs West Virginia (Sep 03, 2017)
Sacks By	1	vs West Virginia (Sep 03, 2017)
		vs Delaware (Sep 09, 2017)
		at East Carolina (Sep 16, 2017)
First Downs	29	vs West Virginia (Sep 03, 2017)
Penalties	11	vs Delaware (Sep 09, 2017)
Penalty Yards	84	vs Delaware (Sep 09, 2017)
Turnovers	3	at East Carolina (Sep 16, 2017)
Interceptions By	0	
Punts	10	vs Delaware (Sep 09, 2017)
Punting Avg	39.9	vs Delaware (Sep 09, 2017)
Long Punt	52	vs Delaware (Sep 09, 2017)
Punts inside 20	2	vs West Virginia (Sep 03, 2017)
Long Punt Return	5	vs Delaware (Sep 09, 2017)

17 FOOTBALL GAME NOTES

2017 STATISTICS

VIRGINIA TECH MISCELLANEOUS STATS

3RD-DOWN CONVERSIONS

DATE	OPPONENT	SCORE	OVERALL	1ST QTR	2ND QTR	3RD QTR	4TH QTR
Sept. 3	vs West Virginia	W 31-24	3-15 20.0%	0-4 0.0%	2-5 40.0%	1-3 33.3%	0-3 0.0%
Sept. 9	Delaware	W 27-0	3-11 27.3%	1-3 33.3%	0-3 0.0%	0-2 0.0%	2-3 66.7%
Sept. 16	at East Carolina	W 64-17	9-15 60.0%	4-5 80.0%	1-4 25.0%	2-2 100.0%	2-4 50.0%
Sept. 23	Old Dominion						
Sept. 30	Clemson						
Oct. 7	at Boston College						
Oct. 21	North Carolina						
Oct. 28	Duke						
Nov. 4	at Miami						
Nov. 11	at Georgia Tech						
Nov. 18	Pitt						
Nov. 24	at Virginia						
Virginia Tech			15-41 36.6%	5-12 41.7%	3-12 25.0%	3-7 42.9%	4-10 40.0%
Opponents			14-52 26.9%	6-15 40.0%	1-12 8.3%	4-12 33.3%	3-13 23.1%

4TH-DOWN CONVERSIONS

DATE	OPPONENT	SCORE	OVERALL	1ST QTR	2ND QTR	3RD QTR	4TH QTR
Sept. 3	vs West Virginia	W 31-24	1-1 100.0%	1-1 100.0%	0-0 0.0%	0-0 0.0%	0-0 0.0%
Sept. 9	Delaware	W 27-0	0-0 0.0%	0-0 0.0%	0-0 0.0%	0-0 0.0%	0-0 0.0%
Sept. 16	at East Carolina	W 64-17	1-1 100.0%	0-0 0.0%	0-0 0.0%	0-0 0.0%	1-1 100.0%
Sept. 23	Old Dominion						
Sept. 30	Clemson						
Oct. 7	at Boston College						
Oct. 21	North Carolina						
Oct. 28	Duke						
Nov. 4	at Miami						
Nov. 11	at Georgia Tech						
Nov. 18	Pitt						
Nov. 24	at Virginia						
Virginia Tech			2-2 100.0%	1-1 100.0%	0-0 0.0%	0-0 0.0%	1-1 100.0%
Opponents			3-4 75.0%	0-0 0.0%	1-2 50.0%	0-0 0.0%	2-2 100.0%

TIME OF POSSESSION

DATE	OPPONENT	SCORE	OVERALL	1ST QTR	2ND QTR	3RD QTR	4TH QTR
Sept. 3	vs West Virginia	W 31-24	31:00	7:24	6:32	7:22	9:42
Sept. 9	Delaware	W 27-0	23:13	2:33	7:13	4:39	8:48
Sept. 16	at East Carolina	W 64-17	39:13	8:18	11:57	9:56	9:02
Sept. 23	Old Dominion						
Sept. 30	Clemson						
Oct. 7	at Boston College						
Oct. 21	North Carolina						
Oct. 28	Duke						
Nov. 4	at Miami						
Nov. 11	at Georgia Tech						
Nov. 18	Pitt						
Nov. 24	at Virginia						
Virginia Tech Total			93:26	18:15	25:42	21:57	27:32
Avg.			31:08	6:05	8:34	7:19	9:10
Opponents Total			86:34	26:45	19:18	23:03	17:28
Avg.			28:51	8:55	6:26	7:41	5:49

RED ZONE STATS

VIRGINIA TECH INSIDE OPPONENT RED-ZONE

DATE	OPPONENT	SCORE	TIMES		TOTAL PTS	TDS	RUSH TDS	PASS TDS	FGS MADE	FGA	FAILED TO SCORE INSIDE RZ				GAME
			IN RZ	SCORED							DOWNES	INT	FUMB	HALF	
Sept. 3	vs West Virginia	W 31-24	6	4	24	3	3	0	1	2	0	0	0	0	0
Sept. 9	Delaware	W 27-0	2	2	10	1	0	1	1	0	0	0	0	0	0
Sept. 16	at East Carolina	W 64-17	8	8	44	5	3	2	3	0	0	0	0	0	0
Sept. 23	Old Dominion														
Sept. 30	Clemson														
Oct. 7	at Boston College														
Oct. 21	North Carolina														
Oct. 28	Duke														
Nov. 4	at Miami														
Nov. 11	at Georgia Tech														
Nov. 18	Pitt														
Nov. 24	at Virginia														
Totals 14 of 16 (87.5%)			16	14	78	9	6	3	5	2	0	0	0	0	0

VIRGINIA TECH INSIDE OPPONENT RED-ZONE

DATE	OPPONENT	SCORE	TIMES		TOTAL PTS	TDS	RUSH TDS	PASS TDS	FGS MADE	FGA	FAILED TO SCORE INSIDE RZ				GAME
			IN RZ	SCORED							DOWNES	INT	FUMB	HALF	
Sept. 3	vs West Virginia	W 31-24	4	3	17	2	0	2	1	0	0	0	0	1	0
Sept. 9	Delaware	W 27-0	2	0	0	0	0	0	0	1	0	1	0	0	0
Sept. 16	at East Carolina	W 64-17	2	2	10	1	0	1	1	0	0	0	0	0	0
Sept. 23	Old Dominion														
Sept. 30	Clemson														
Oct. 7	at Boston College														
Oct. 21	North Carolina														
Oct. 28	Duke														
Nov. 4	at Miami														
Nov. 11	at Georgia Tech														
Nov. 18	Pitt														
Nov. 24	at Virginia														
Totals 5 of 8 (62.5%)			8	5	27	3	0	3	2	1	0	1	0	1	0

2017 STATISTICS

SCORING DRIVES

VIRGINIA TECH SCORING OPPONENT SCORING PLAY

			PLAYS-YDS.-TOP
1	West Virginia	FG Slye, Joey 25	12-58-4:46
2	West Virginia	Jackson, J 5 Rush (Slye, Joey)	8-47-2:55
3	West Virginia	McCleese, D 12 Rush (Slye, Joey)	4-71-1:28
3	West Virginia	Phillips, C 32 Pass From Jackson, J (Slye, Joey)	1-32-0:08
4	West Virginia	McMillian, T 3 Rush (Slye, Joey)	6-82-2:23
1	Delaware	Stroman, G 61 Punt Return (Slye, Joey)	-
2	Delaware	FG Slye, Joey 50	8-40-3:25
2	Delaware	McMillian, T 4 Pass From Jackson, J (Slye, Joey)	6-80-1:39
4	Delaware	Phillips, C 28 Pass From Jackson, J (Slye, Joey)	6-66-2:32
4	Delaware	FG Slye, Joey 24	4-3-1:19
1	East Carolina	Peoples, S 1 Rush (Slye, Joey)	12-84-4:09
2	East Carolina	Phillips, C 10 Pass From Jackson, J (Slye, Joey)	13-79-4:23
2	East Carolina	FG Slye, Joey 25	11-56-3:25
2	East Carolina	FG Slye, Joey 34	13-62-5:40
2	East Carolina	FG Slye, Joey 37	4-8-1:03
3	East Carolina	Phillips, C 31 Pass From Jackson, J (pass failed)	6-75-2:07
3	East Carolina	McMillian, T 70 Pass From Jackson, J (Slye, Joey)	1-70-0:10
3	East Carolina	Phillips, C 45 Pass From Jackson, J (Slye, Joey)	6-70-2:13
3	East Carolina	Savoy, S 9 Pass From Jackson, J (Slye, Joey)	4-32-1:37
3	East Carolina	Holston, J 1 Rush (Slye, Joey)	7-62-3:49
4	East Carolina	Fox, C 5 Rush (Johnson, B)	2-34-0:51
Totals			134-1111-50:02
Average Scoring Drive			6.7 plays-55.6 yds.

21 Total Scores (6 Run, 8 Pass, 6 FG, 1 S.T., 0 Safety, 0 Defense)
 3 First Quarter Scores (1 Run, 0 Pass, 1 FG, 1 S.T., 0 Safety, 0 Defense)
 7 Second Quarter Scores (1 Run, 2 Pass, 4 FG, 0 S.T., 0 Safety, 0 Defense)
 7 Third Quarter Scores (2 Run, 5 Pass, 0 FG, 0 S.T., 0 Safety, 0 Defense)
 4 Fourth Quarter Scores (2 Run, 1 Pass, 1 FG, 0 S.T., 0 Safety, 0 Defense)
 0 Overtime Scores (0 Run, 0 Pass, 0 FG, 0 S.T., 0 Safety, 0 Defense)

Most plays in a scoring drive: 13 plays - vs. East Carolina (13-62-5:40 FG) & vs. East Carolina (13-79-4:23 TD)

Longest scoring drive: 84 yards - vs. East Carolina (12-84-4:09 TD)

Longest TOP scoring drive: 5:40 - vs. East Carolina (13-62-5:40 FG)

Average TOP on offensive scoring drives: 2:30

OPPONENT SCORING OPPONENT SCORING PLAY

			PLAYS-YDS.-TOP
2	West Virginia	Sills V, David 11 Pass From Grier, Will (Molina, Mike)	10-86-4:34
3	West Virginia	FG Molina, Mike 34	7-58-2:33
3	West Virginia	Sills V, David 10 Pass From Grier, Will (Molina, Mike)	8-79-2:49
4	West Virginia	Jennings Jr., G 60 Pass From Grier, Will (Molina, Mike)	2-73-0:29
1	East Carolina	GRAYSON, Davon 9 Pass From MINSHEW, Grdnr (VERITY, Jake)	7-75-2:07
1	East Carolina	BROWN, Trevon 76 Pass From MINSHEW, Grdnr (VERITY, Jake)	2-75-0:49
1	East Carolina	FG VERITY, Jake 35	10-63-3:46
Totals			46-509-17:07
Average Scoring Drive			6.6 plays-72.7 yds.

7 Total Scores (0 Run, 5 Pass, 2 FG, 0 S.T., 0 Safety, 0 Defense)
 3 First Quarter Scores (0 Run, 2 Pass, 1 FG, 0 S.T., 0 Safety, 0 Defense)
 1 Second Quarter Scores (0 Run, 1 Pass, 0 FG, 0 S.T., 0 Safety, 0 Defense)
 2 Third Quarter Scores (0 Run, 1 Pass, 1 FG, 0 S.T., 0 Safety, 0 Defense)
 1 Fourth Quarter Scores (0 Run, 1 Pass, 0 FG, 0 S.T., 0 Safety, 0 Defense)
 0 Overtime Scores (0 Run, 0 Pass, 0 FG, 0 S.T., 0 Safety, 0 Defense)

Most plays in a scoring drive: 10 plays - vs. West Virginia (10-86-4:34 TD) & 10 plays - vs. East Carolina (10-63-3:46 FG)

Longest scoring drive: 86 yards - vs. West Virginia (10-86-4:34 TD)

Longest TOP scoring drive: 4:34 - vs. West Virginia (10-86-4:34 TD)

Average TOP on offensive scoring drives: 2:26

17 FOOTBALL GAME NOTES

2017 STATISTICS

OFFENSIVE GAME-BY-GAME

PASSING

#17 JACKSON, J	ATT	COMP	INT	PCT	YARDS	TD	LONG	SACK	YDS	EFFIC
West Virginia	26	15	0	57.7	235	1	39	1	2	146.3
Delaware	28	16	0	57.1	222	2	38	1	5	147.3
East Carolina	31	24	0	77.4	372	5	70	1	11	231.4
TOTALS	85	55	0	64.7	829	8	70	3	18	177.7

#6Q BUSH, AJ

	ATT	COMP	INT	PCT	YARDS	TD	LONG	SACK	YDS	EFFIC
East Carolina	2	1	0	50.0	16	0	16	0	0	117.2
TOTALS	2	1	0	50.0	16	0	16	0	0	117.2

#TM TEAM

	ATT	COMP	INT	PCT	YARDS	TD	LONG	SACK	YDS	EFFIC
Delaware	1	0	0	0.0	0	0	0	0	0	0.0
TOTALS	1	0	0	0.0	0	0	0	0	0	0.0

#5 PHILLIPS, C

	ATT	COMP	INT	PCT	YARDS	TD	LONG	SACK	YDS	EFFIC
West Virginia	1	0	0	0.0	0	0	0	0	0	0.0
TOTALS	1	0	0	0.0	0	0	0	0	0	0.0

RUSHING

PLAYER	NO-YDS/TD	WVU	DEL	ECU	ODU	CU	BC	UNC	DUKE	MIAMI	GT	PITT	UVA
McMillian, T RB	25-121/1	9-34/1	5-15/0	11-72/0									
Jackson, J QB	22-115/1	11-101/1	8-19/0	3--5/0									
McCleave, D RB	22-113/1	8-51/1	3-7/0	11-55/0									
Holston, J RB	18-71/1	-	8-32/0	10-39/1									
Peoples, S RB	23-71/1	13-39/0	2-6/0	8-26/1									
Bush, AJ QB	5-66/0	DNP	DNP	5-66/0									
Fox, C RB	8-34/1	DNP	DNP	8-34/1									
Savoy, S WR	4-7/0	3-6/0	-	1-1/0									
Carroll, C.J. WR	2-7/0	-	1-2/0	1-5/0									
Clark, J WR	3-2/0	1-3/0	-	2--1/0									
TEAM	3--5/0	-	1-0/0	2--5/0									

RECEIVING

PLAYER	NO-YDS/TD	WVU	DEL	ECU	ODU	CU	BC	UNC	DUKE	MIAMI	GT	PITT	UVA
Phillips, C WR	27-417/5	7-138/1	6-90/1	14-189/3									
Savoy, S WR	12-135/1	4-42/0	4-63/0	4-30/1									
McMillian, T RB	3-77/2	1-3/0	1-4/1	1-70/1									
Carroll, C.J. WR	5-69/0	2-13/0	3-56/0	-									
Clark, J WR	2-42/0	-	1-8/0	1-34/0									
Cunningham, C TE	1-39/0	1-39/0	-	-									
Murphy, H WR	2-29/0	DNP	DNP	2-29/0									
McCleave, D RB	2-16/0	-	1-1/0	1-15/0									
Keene, D TE	1-14/0	-	-	1-14/0									
Grimsley, H WR	1-7/0	DNP	-	1-7/0									

2017 STATISTICS

DEFENSIVE GAME-BY-GAME

TOTAL TACKLES

PLAYER	UA-A	TOT	WVU	DEL	ECU	ODU	CU	BC	UNC	DUKE	MIAMI	GT	PITT	UVA
Edmunds, Tr LB	14-13	27	5-2	6-8	3-3									
Reynolds, M DB	16-11	27	5-1	5-6	6-4									
Motuapuaka, A LB	13-13	26	9-3	1-7	3-3									
Edmunds, Te	13-5	18	6-1	4-4	3-0									
Floyd, R DB	9-7	16	4-1	5-5	0-1									
Alexander, A CB	12-2	14	9-0	3-2	DNP									
Hill, T DE	5-5	10	2-2	1-2	2-1									
Deablo, D DB	6-2	8	6-0	0-1	0-1									
Walker, R DT	3-4	7	1-1	2-2	0-1									
Mihota, V DL	2-4	6	1-0	1-3	0-1									
Stroman, G DB	2-2	4	0-2	1-0	1-0									
Hewitt, J DT	1-3	4	-	0-1	1-2									
Shegog, A LB	3-1	4	1-1	-	2-0									
Settle, T DT	4-0	4	2-0	1-0	1-0									
Gaines, H DE	2-1	3	1-1	-	1-0									
Huelskamp, S LB	3-0	3	-	-	3-0									
Taylor, J DE	1-1	2	-	1-0	0-1									
Newsome, D DB	1-1	2	-	1-0	0-1									
Watts, B DB	1-1	2	-	-	1-1									
Facyson, B CB	0-2	2	0-1	-	0-1									
Ladler, K DB	1-1	2	-	-	1-1									
Slye, Joey	1-0	1	-	-	1-0									
Minor, R DL	0-1	1	DNP	-	0-1									
Burke, X DL	0-1	1	DNP	DNP	0-1									
Skeens, T	0-1	1	-	0-1	DNP									

SACKS

PLAYER	UA-A	TOT	WVU	DEL	ECU	ODU	CU	BC	UNC	DUKE	MIAMI	GT	PITT	UVA
Edmunds, Tr LB	1-1	1.5	-	1.5-19	-									
Motuapuaka, A LB	1-1	1.5	1.0-2	-	0.5-5									
Reynolds, M DB	0-2	1.0	-	1.0-7	-									
Settle, T DT	1-0	1.0	1.0-4	-	-									
Edmunds, Te	1-0	1.0	-	1.0-9	-									
Hill, T DE	1-0	1.0	-	-	1.0-9									
Mihota, V DL	0-1	0.5	-	0.5-2	-									
Deablo, D DB	0-1	0.5	-	-	0.5-5									

TACKLES FOR LOSS

PLAYER	UA-A	TOT	WVU	DEL	ECU	ODU	CU	BC	UNC	DUKE	MIAMI	GT	PITT	UVA
Reynolds, M DB	2-4	4.0	0.5-2	1.0-7	2.5-3									
Edmunds, Tr LB	3-2	4.0	-	4.0-26	-									
Hill, T DE	3-1	3.5	-	1.5-6	2.0-11									
Motuapuaka, A LB	2-2	3.0	1.0-2	0.5-1	1.5-6									
Mihota, V DL	1-2	2.0	-	2.0-7	-									
Settle, T DT	2-0	2.0	1.0-4	1.0-1	-									
Edmunds, Te	1-1	1.5	-	1.5-9	-									
Walker, R DT	0-3	1.5	0.5-2	0.5-1	0.5-1									
Deablo, D DB	1-1	1.5	1.0-1	-	0.5-5									
Ladler, K DB	1-1	1.5	-	-	1.5-1									
Alexander, A CB	1-0	1.0	1.0-1	-	DNP									
Hewitt, J DT	1-0	1.0	-	-	1.0-1									
Burke, X DL	0-1	0.5	DNP	DNP	0.5-1									
Minor, R DL	0-1	0.5	DNP	-	0.5-1									
Taylor, J DE	0-1	0.5	-	-	0.5-1									

17 FOOTBALL GAME NOTES

2017 STATISTICS

DEFENSIVE GAME-BY-GAME

INTERCEPTION RETURNS

PLAYER	NO-YDS	WVU	DEL	ECU	ODU	CU	BC	UNC	DUKE	MIAMI	GT	PITT	UVA
Edmunds, Te	1-55	-	1-55	-									
Stroman, G	1-10	-	-	1-10									
Hill, T	1-8	1-8	-	-									

FUMBLES FORCED

PLAYER	NO-YDS	WVU	DEL	ECU	ODU	CU	BC	UNC	DUKE	MIAMI	GT	PITT	UVA
Edmunds, Tr	2	-	1	1									
Ladler, K	1	-	-	1									

FUMBLES RECOVERED

PLAYER	NO-YDS	WVU	DEL	ECU	ODU	CU	BC	UNC	DUKE	MIAMI	GT	PITT	UVA
Hewitt, J	1	-	-	1									
Hill, T	1	-	1	-									
Motuapuaka, A	1	-	-	1									

SPECIAL TEAMS GAME-BY-GAME

PUNT RETURNS

PLAYER	NO-YDS	WVU	DEL	ECU	ODU	CU	BC	UNC	DUKE	MIAMI	GT	PITT	UVA
Stroman, G	5-70	1-5	2-58	2-7									
Carroll, C.J.	2-4	-	1-1	1-3									

KICK RETURNS

PLAYER	NO-YDS	WVU	DEL	ECU	ODU	CU	BC	UNC	DUKE	MIAMI	GT	PITT	UVA
Clark, J	5-130	3-93	-	2-37									

FIELD GOALS

PLAYER	FG-FGA (LG)	WVU	DEL	ECU	ODU	CU	BC	UNC	DUKE	MIAMI	GT	PITT	UVA
Slye, J	3-7 (50)	1-3 (25)	2-4 (50)	3-3 (37)									

PUNTING

PLAYER	NO-YDS-AVG	WVU	DEL	ECU	ODU	CU	BC	UNC	DUKE	MIAMI	GT	PITT	UVA
Bradburn, O	13-600-46.2	8-372-46.5	5-228-45.6	2-92-46.0									

STARTING LINEUPS

OFFENSE

	TE	LT	LG	C	RG	RT	WR	WR	QB	TE	WR	PK	P
vs West Virginia	D. Keene	Y. Nijman	W. Teller	E. Gallo	B. Pfaff	K. Chung	C. Phillips	E. Kumah	J. Jackson	-	C.J. Carroll	J. Slye	O. Bradburn
Delaware	D. Keene	Y. Nijman	W. Teller	E. Gallo	B. Pfaff	K. Chung	C. Phillips	S. Savoy	J. Jackson	C. Cunningham	-	J. Slye	O. Bradburn
at East Carolina	D. Keene	Y. Nijman	W. Teller	E. Gallo	B. Pfaff	K. Chung	C. Phillips	S. Savoy	J. Jackson	-	J. Clark	J. Slye	O. Bradburn
Old Dominion													
Clemson													
at Boston College													
North Carolina													
Duke													
at Miami													
at Georgia Tech													
Pitt													
at Virginia													

DEFENSE

	LCB	DT	WHIP	NT	ROV	FS	RCB	LOLB	MLB	RDE	LDE
vs West Virginia	G. Stroman	T. Settle	M. Reynolds	R. Walker	R. Floyd	Te. Edmunds	A. Alexander	Tr. Edmunds	A. Motuapuaka	T. Hill	V. Mihota
Delaware	G. Stroman	T. Settle	M. Reynolds	R. Walker	R. Floyd	Te. Edmunds	A. Alexander	Tr. Edmunds	A. Motuapuaka	T. Hill	V. Mihota
at East Carolina	G. Stroman	T. Settle	M. Reynolds	R. Walker	R. Floyd	Te. Edmunds	B. Facyson	Tr. Edmunds	A. Motuapuaka	T. Hill	V. Mihota
Old Dominion											
Clemson											
at Boston College											
North Carolina											
Duke											
at Miami											
at Georgia Tech											
Pitt											
at Virginia											

2017 STATISTICS

PARTICIPATION GAME-BY-GAME

PARTICIPATION

NO. PLAYER	GP/GS	WVU	DEL	ECU	ODU	CU	BC	UNC	DUKE	MIAMI	GT	PITT	UVA
36 Alexander, A	2/2	START	START	...									
23 Ashby, R	3/-	XXX	XXX	XXX									
1D Beckett, T	2/-	XXX	XXX	...									
4D Belmar, E	3/-	XXX	XXX	XXX									
91 Bradburn, O	3/-	XXX	XXX	XXX									
43 Burke, X	1/-	XXX									
6Q Bush, AJ	1/-	XXX									
52 Cannon, A	1/-	XXX									
86 Carroll, C.J.	3/1	START	XXX	XXX									
61 Chung, K	3/3	START	START	START									
89 Clark, J	3/1	XXX	XXX	START									
1Q Click, J	1/-	XXX									
85 Cunningham, C	3/2	START	START	XXX									
39 Daniel, S	1/-	XXX									
7D Deablo, D	3/-	XXX	XXX	XXX									
81 Denmark, S	1/-	XXX									
22 Edmunds, Te	3/3	START	START	START									
49 Edmunds, Tr	3/3	START	START	START									
31 Facyson, B	3/1	XXX	XXX	START									
21 Floyd, R	3/3	START	START	START									
16 Fox, C	1/-	XXX									
47 Fullwood, D	3/-	XXX	XXX	XXX									
11 Gaines, H	3/-	XXX	XXX	XXX									
64 Gallo, E	3/3	START	START	START									
48 Griffith, D	1/-	XXX									
19 Grimsley, H	2/-	...	XXX	XXX									
55 Hewitt, J	3/-	XXX	XXX	XXX									
94 Hill, T	3/3	START	START	START									
13 Holston, J	3/-	XXX	XXX	XXX									
75 Hoyt, Z	1/-	XXX									
56 Huelskamp, S	3/-	XXX	XXX	XXX									
7 Hunter, D	3/-	XXX	XXX	XXX									
17 Jackson, J	3/3	START	START	START									
71 Jackson, T.J.	1/-	XXX									
93 Johnson, B	1/-	XXX									
29 Keene, D	3/2	XXX	START	START									
83 Kumah, E	3/-	XXX	XXX	XXX									
9D Ladler, K	3/-	XXX	XXX	XXX									
33 McCleese, D	3/-	XXX	XXX	XXX									
34 McMillian, T	3/3	START	START	START									
99 Mihota, V	3/3	START	START	START									
18 Minor, R	2/-	...	XXX	XXX									
77 Moore, D	1/-	XXX									
54 Motuapuaka, A	3/3	START	START	START									
12 Murphy, H	1/-	XXX									
20 Newsome, D	3/-	XXX	XXX	XXX									
69 Nijman, Y	3/3	START	START	START									
27 Payne, S	1/-	XXX									
32 Peoples, S	3/-	XXX	XXX	XXX									
80 Pettit, C	2/-	XXX	XXX	...									
74 Pfaff, B	3/3	START	START	START									
5 Phillips, C	3/3	START	START	START									
88 Pimpleton, K	2/-	...	XXX	XXX									
62 Plantin, D	3/-	XXX	XXX	XXX									
26 Quillen, J	1/-	XXX									
6 Reynolds, M	3/3	START	START	START									
2 Rodgers, T	1/-	XXX									
15 Savoy, S	3/3	START	START	START									
4S Settle, T	3/3	START	START	START									
25 Shegog, A	3/-	XXX	XXX	XXX									
40 Skeens, T	2/-	XXX	XXX	...									
46 Slye, Joey	3/-	XXX	XXX	XXX									
79 Smith, T	3/-	XXX	XXX	XXX									
3 Stroman, G	3/3	START	START	START									
87 Taylor, C	3/-	XXX	XXX	XXX									
96 Taylor, J	3/-	XXX	XXX	XXX									
57 Teller, W	3/3	START	START	START									
8 Walker, R	3/3	START	START	START									
28 Watts, B	3/-	XXX	XXX	XXX									
44 Wheatley, T	1/-	XXX									

Starts indicated by START; XXX - Played; ... - Did Not Play

17 FOOTBALL GAME NOTES

2017 STATISTICS

VIRGINIA TECH TEAM STATISTICS

DATE	OPPONENT	RUSHING				REVEIVING				PASSING				KICK RETURN				PUNT RETURN				TOT OFF
		NO.	YDS	TD	LG	NO.	YDS	TD	LG	CMP-ATT-INT	YDS	TD	LG	NO	YDS	TD	LG	NO	YDS	TD	LG	
Sept. 3	vs West Virginia	45	234	3	46	15	235	1	39	15-27-0	235	1	39	3	93	0	44	1	5	0	5	469
Sept. 9	Delaware	28	81	0	8	16	222	2	38	16-29-0	222	2	38	0	0	0	0	3	59	1	61	303
Sept. 16	at East Carolina	62	287	3	34	25	388	5	70	25-33-0	388	5	70	2	37	0	21	3	10	0	5	675
Sept. 23	Old Dominion																					
Sept. 30	Clemson																					
Oct. 7	at Boston College																					
Oct. 21	North Carolina																					
Oct. 28	Duke																					
Nov. 4	at Miami																					
Nov. 11	at Georgia Tech																					
Nov. 18	Pitt																					
Nov. 24	at Virginia																					
Totals		135	602	6	46	56	845	8	70	56-89-0	845	8	70	5	130	0	44	7	74	1	61	1447
Opponent		112	368	0	42	50	728	5	76	50-101-3	728	5	76	2	40	0	21	3	1	0	5	1096

Games: 3

Avg/rush: 4.5

Avg/catch: 15.1

Pass effic: 172.34

KR avg: 26.0

PR avg: 10.6

All purpose avg/game: 574.7

Total offense avg/gm: 482.3

DATE	OPPONENT	TACKLES				SACKS NO-YDS	FUMBLE		PASS DEFENSE			BLKD KICK	PAT ATTEMPTS			SAF	PTS
		SOLO	AST	TOTAL	TFL-YDS		FF	FR-YDS	INT-YDS	QBH	BRK		KICK	RUN	RCV		
Sept. 3	vs West Virginia	52	16	68	5.0-12	2.0-6	0	0-0	1-8	7	9	0	4-4	0	0	0	31
Sept. 9	Delaware	32	42	74	12.0-58	4.0-37	1	1-0	1-55	5	2	0	3-3	0	0	0	27
Sept. 16	at East Carolina	29	24	53	11.0-31	2.0-19	2	2-0	1-10	8	4	1	7-7	0	0	0	64
Sept. 23	Old Dominion																
Sept. 30	Clemson																
Oct. 7	at Boston College																
Oct. 21	North Carolina																
Oct. 28	Duke																
Nov. 4	at Miami																
Nov. 11	at Georgia Tech																
Nov. 18	Pitt																
Nov. 24	at Virginia																
Totals		113	82	195	28.0-101	8.0-62	3	3-0	3-73	20	15	1	14-14	0	0	0	122
Opponent		115	130	245	15.0-42	3.0-18	1	1-0	0-0	13	8	1	5-5	0	0	0	41

DATE	OPPONENT	PUNTING					FIELD GOALS					KICKOFFS						
		NO	YDS	AVG	LG	BLKD	TB	FC	50+	I20	ATT-MADE	LG	BLKD	NO	YDS	AVG	TB	OB
Sept. 3	vs West Virginia	8	372	46.5	54	0	1	3	2	3	3-1	25	0	6	390	65.0	6	0
Sept. 9	Delaware	5	228	45.6	49	0	0	4	0	2	4-2	50	1	6	390	65.0	6	0
Sept. 16	at East Carolina	2	92	46.0	51	0	1	0	1	0	3-3	37	0	12	767	63.9	10	0
Sept. 23	Old Dominion																	
Sept. 30	Clemson																	
Oct. 7	at Boston College																	
Oct. 21	North Carolina																	
Oct. 28	Duke																	
Nov. 4	at Miami																	
Nov. 11	at Georgia Tech																	
Nov. 18	Pitt																	
Nov. 24	at Virginia																	
Totals		15	692	46.1	54	0	2	7	3	5	10-6	50	1	24	1547	64.5	22	0
Opponent		25	951	38.0	52	0	1	13	3	3	4-2	35	1	10	628	62.8	4	1

2017 STATISTICS

OPPONENT TEAM STATISTICS

DATE	OPPONENT	RUSHING				REVEIVING				PASSING				KICK RETURN				PUNT RETURN				TOT OFF
		NO.	YDS	TD	LG	NO.	YDS	TD	LG	CMP-ATT-INT	YDS	TD	LG	NO	YDS	TD	LG	NO	YDS	TD	LG	
Sept. 3	vs West Virginia	35	221	0	42	31	371	3	60	31-54-1	371	3	60	0	0	0	0	1	-3	0	0	592
Sept. 9	Delaware	46	107	0	17	8	116	0	24	8-17-1	116	0	24	0	0	0	0	1	5	0	5	223
Sept. 16	at East Carolina	31	40	0	9	11	241	2	76	11-30-1	241	2	76	2	40	0	21	1	-1	0	0	281
Sept. 23	Old Dominion																					
Sept. 30	Clemson																					
Oct. 7	at Boston College																					
Oct. 21	North Carolina																					
Oct. 28	Duke																					
Nov. 4	at Miami																					
Nov. 11	at Georgia Tech																					
Nov. 18	Pitt																					
Nov. 24	at Virginia																					
Opponent totals		112	368	0	42	50	728	5	76	50-101-3	728	5	76	2	40	0	21	3	1	0	5	1096
Virginia Tech		135	602	6	46	56	845	8	70	56-89-0	845	8	70	5	130	0	44	7	74	1	61	1447

Games: 3

Avg/rush: 3.3

Avg/catch: 14.6

Pass effic: 120.45

KR avg: 20.0

PR avg: 0.3

All purpose avg/game: 379.0

Total offense avg/gm: 365.3

DATE	OPPONENT	TACKLES				SACKS NO-YDS	FUMBLE		PASS DEFENSE			BLKD KICK	PAT ATTEMPTS			SAF	PTS
		SOLO	AST	TOTAL	TFL-YDS		FF	FR-YDS	INT-YDS	QBH	BRK		KICK	RUN	RCV		
Sept. 3	vs West Virginia	41	32	73	8.0-12	1.0-2	0	0-0	0-0	3	4	0	3-3	0	0	0	24
Sept. 9	Delaware	27	30	57	2.0-6	1.0-5	1	1-0	0-0	7	1	1	0-0	0	0	0	0
Sept. 16	at East Carolina	47	68	115	5.0-24	1.0-11	0	0-0	0-0	3	3	0	2-2	0	0	0	17
Sept. 23	Old Dominion																
Sept. 30	Clemson																
Oct. 7	at Boston College																
Oct. 21	North Carolina																
Oct. 28	Duke																
Nov. 4	at Miami																
Nov. 11	at Georgia Tech																
Nov. 18	Pitt																
Nov. 24	at Virginia																
Opponent totals		115	130	245	15.0-42	3.0-18	1	1-0	0-0	13	8	1	5-5	0	0	0	41
Virginia Tech		113	82	195	28.0-101	8.0-62	3	3-0	3-73	20	15	1	14-14	0	0	0	122

DATE	OPPONENT	PUNTING					FIELD GOALS					KICKOFFS						
		NO	YDS	AVG	LG	BLKD	TB	FC	50+	I20	ATT-MADE	LG	BLKD	NO	YDS	AVG	TB	OB
Sept. 3	vs West Virginia	8	372	46.5	54	0	1	3	2	3	3-1	25	0	6	390	65.0	6	0
Sept. 9	Delaware	5	228	45.6	49	0	0	4	0	2	4-2	50	1	6	390	65.0	6	0
Sept. 16	at East Carolina	6	228	38.0	51	0	0	2	1	1	2-1	35	1	4	260	65.0	2	0
Sept. 23	Old Dominion																	
Sept. 30	Clemson																	
Oct. 7	at Boston College																	
Oct. 21	North Carolina																	
Oct. 28	Duke																	
Nov. 4	at Miami																	
Nov. 11	at Georgia Tech																	
Nov. 18	Pitt																	
Nov. 24	at Virginia																	
Opponent totals		25	951	38.0	52	0	1	13	3	3	4-2	35	1	10	628	62.8	4	1
Virginia Tech		15	692	46.1	54	0	2	7	3	5	10-6	50	1	24	1547	64.5	22	0

17 FOOTBALL GAME NOTES

Statistic	National Rank	Conference Rank	Value	National Leader	Value	Conference Leader	Value
3rd Down Conversion Pct (129 ranked)	92	11	0.366	TCU	0.658	Georgia Tech	0.600
3rd Down Conversion Pct Defense (129 ranked)	23	5	0.269	Michigan St.	0.107	Duke	0.118
4th Down Conversion Pct (110 ranked)	1	1	1.000	13 teams tied	1.000	Clemson Virginia Tech	1.000 1.000
4th Down Conversion Pct Defense (119 ranked)	107	12	0.750	20 teams tied	0.000	Georgia Tech Duke	0.000 0.000
Blocked Kicks (14 ranked)	14	2	1	Illinois Hawaii	3 3	Louisville	2
Blocked Kicks Allowed (129 ranked)	88	9	1	87 teams tied	0	8 teams tied	0
Blocked Punts (2 ranked)				Utah St.	2	NC State Pittsburgh	1 1
Blocked Punts Allowed (129 ranked)	1	1	0	117 teams tied	0	11 teams tied	0
Completion Percentage (129 ranked)	51	8	0.629	Houston	0.843	NC State	0.754
Defensive TDs (7 ranked)				Texas	4	Duke	2
Fewest Penalties (129 ranked)	34	5	14	Navy	2	Florida St.	4
Fewest Penalties Per Game (129 ranked)	27	3	4.67	Navy	1.00	Pittsburgh Florida St.	4.00 4.00
Fewest Penalty Yards (129 ranked)	33	5	113	Navy	20	Florida St.	30
Fewest Penalty Yards Per Game (129 ranked)	23	3	37.67	Navy	10.00	Florida St.	30.00
First Downs Defense (129 ranked)	55	10	53	Florida St. UCF	13 13	Florida St.	13
First Downs Offense (129 ranked)	32	7	70	Colorado St.	106	Duke	88
Fumbles Lost (129 ranked)	25	4	1	24 teams tied	0	Virginia Wake Forest Miami (FL)	0 0 0
Fumbles Recovered (75 ranked)	17	2	3	Bowling Green Texas A&M Purdue	6 6 6	Syracuse	4
Kickoff Return Defense (129 ranked)	69	5	20.00	Florida	0.00	Florida St.	15.00
Kickoff Returns (127 ranked)	26	3	26.00	Houston	46.67	Syracuse	32.44
Net Punting (129 ranked)	15	2	43.40	Miami (FL)	49.00	Miami (FL)	49.00
Passes Had Intercepted (128 ranked)	1	1	0	15 teams tied	0	4 teams tied	0
Passes Intercepted (93 ranked)	29	3	3	Central Mich.	9	Duke	6
Passing Offense (129 ranked)	38	6	281.7	Texas Tech	496.0	Louisville	362.7
Passing Yards Allowed (129 ranked)	80	10	242.7	Vanderbilt	95.3	Florida St.	96.0
Passing Yards per Completion (129 ranked)	13	2	15.09	Navy	34.57	Georgia Tech	23.20
Punt Return Defense (129 ranked)	24	3	0.33	Baylor	-3.25	Georgia Tech Miami (FL)	0.00 0.00
Punt Returns (129 ranked)	37	6	10.57	Washington	38.83	Pittsburgh	16.50
Red Zone Defense (111 ranked)	15	2	0.625	UCF	0.000	Virginia	0.429
Red Zone Offense (129 ranked)	52	7	0.875	20 teams tied	1.000	Wake Forest Boston College	1.000 1.000
Rushing Defense (129 ranked)	46	8	122.7	Duke	47.7	Duke	47.7
Rushing Offense (129 ranked)	39	6	200.7	Georgia Tech	372.5	Georgia Tech	372.5
Sacks Allowed (129 ranked)	17	2	1.00	Miami (FL) Army West Point UCF	0.00 0.00 0.00	Miami (FL)	0.00
Scoring Defense (129 ranked)	19	4	13.7	Vanderbilt	4.3	Wake Forest	9.0
Scoring Offense (129 ranked)	26	4	40.7	UCF	61.0	Duke	45.0
Tackles for Loss Allowed (129 ranked)	40	3	5.00	Minnesota Miami (FL)	2.00 2.00	Miami (FL)	2.00
Team Passing Efficiency (129 ranked)	18	3	172.34	Georgia Tech	231.69	Georgia Tech	231.69
Team Passing Efficiency Defense (129 ranked)	58	9	120.45	UTSA	60.88	Wake Forest	77.74
Team Sacks (129 ranked)	33	4	2.67	Old Dominion	5.33	Clemson	5.00
Team Tackles for Loss (129 ranked)	2	1	9.3	Penn St.	11.3	Virginia Tech	9.3
Time of Possession (129 ranked)	49	8	31:08	San Diego St.	37:21	Duke	37:01
Total Defense (129 ranked)	61	10	365.3	Vanderbilt	198.3	Duke	223.0
Total Offense (129 ranked)	35	8	482.3	Texas Tech	620.5	Louisville	554.0
Turnover Margin (129 ranked)	7	2	1.67	Texas A&M	2.67	Miami (FL)	2.00
Turnovers Gained (123 ranked)	27	3	6	Central Mich.	11	Duke	8
Turnovers Lost (128 ranked)	4	2	1	Alabama	0	Miami (FL)	0

Statistic	Player	National Conference		Value	National Leader	Conference		Value
		Rank	Rank			Leader	Value	
All Purpose (200 ranked)	Cam Phillips	30	4	139.00	Rashaad Penny, San Diego St.	258.00	Nyheim Hines, NC State	165.33
Blocked Kicks (1 ranked)					Jaylon Ferguson, Louisiana Tech Meffy Koloamatangi, Hawaii Jeffery Simmons, Mississippi St.	2 2 2		
Combined Kick Returns (198 ranked)	James Clark Greg Stroman	65 122	8 12	130 70	Darius Phillips, Western Mich.	447	Anthony Ratliff-Williams, North Carolina	333
Completion Percentage (117 ranked)	Josh Jackson	49	7	0.647	Kyle Allen, Houston	0.862	Ryan Finley, NC State	0.756
Completions Per Game (99 ranked)	Josh Jackson	52	9	18.33	Tyler Rogers, New Mexico St.	35.33	Kurt Benkert, Virginia Ryan Finley, NC State	32.00 32.00
Field Goal Percentage (101 ranked)	Joey Slye	76	9	0.600	22 players tied	1.000	4 players tied	1.000
Field Goals Per Game (101 ranked)	Joey Slye	7	2	2.00	Matt Gay, Utah Quinn Nordin, Michigan	3.67 3.67	Cole Murphy, Syracuse	2.33
Forced Fumbles (53 ranked)	Tremaine Edmunds Khalil Ladler	9 53	2 5	0.67 0.33	8 players tied	1.00	Amari Carter, Miami (FL)	1.00
Fumbles Recovered (8 ranked)	Jarrod Hewitt Trevon Hill Andrew Motuapuaka	8 8 8	1 1 1	1 1 1	7 players tied	2	20 players tied	1
Interceptions Per Game (83 ranked)	Terrell Edmunds Trevon Hill Greg Stroman	83 83 83	7 7 7	0.3 0.3 0.3	7 players tied	1.0	Malek Young, Miami (FL)	1.0
Kickoff Return TDs (5 ranked)					4 players tied	2	Anthony Ratliff-Williams, North Carolina	1
Kickoff Returns (99 ranked)	James Clark	26	4	26.0	JD Spielman, Nebraska	46.0	Sean Riley, Syracuse	34.7
Passes Defended (39 ranked)	Terrell Edmunds Greg Stroman	39 39	6 6	1.3 1.3	Mike Hughes, UCF	3.0	Jeremy McDuffie, Duke	2.0
Passing Efficiency (117 ranked)	Josh Jackson	14	1	177.7	Mckenzie Milton, UCF	273.5	Josh Jackson, Virginia Tech	177.7
Passing TDs (58 ranked)	Josh Jackson	11	1	8	Josh Rosen, UCLA	13	Lamar Jackson, Louisville Josh Jackson, Virginia Tech	8 8
Passing Yards (130 ranked)	Josh Jackson	26	4	829	Josh Rosen, UCLA	1,283	Lamar Jackson, Louisville	1,088
Passing Yards Per Game (130 ranked)	Josh Jackson	27	4	276.3	Nic Shimonek, Texas Tech	463.5	Lamar Jackson, Louisville	362.7
Passing Yards per Completion (117 ranked)	Josh Jackson	12	1	15.07	Mckenzie Milton, UCF	22.50	Josh Jackson, Virginia Tech	15.07
Points Responsible For (199 ranked)	Josh Jackson Joey Slye Cam Phillips	13 82 85	2 13 15	54 31 30	Josh Rosen, UCLA	84	Lamar Jackson, Louisville	66
Points Responsible For Per Game (200 ranked)	Josh Jackson Joey Slye Cam Phillips	19 91 94	3 16 18	18.0 10.3 10.0	Josh Rosen, UCLA	28.0	Taquon Marshall, Georgia Tech	27.0
Punt Return TDs (3 ranked)	Greg Stroman	3	1	1	Dante Pettis, Washington	3	Greg Stroman, Virginia Tech	1
Punt Returns (71 ranked)	Greg Stroman	18	1	14.0	Dante Pettis, Washington	38.8	Greg Stroman, Virginia Tech	14.0
Punting (100 ranked)	Oscar Bradburn	12	2	46.1	Johnny Townsend, Florida	50.2	Will Spiers, Clemson	46.5
Receiving TDs (50 ranked)	Cam Phillips Travon McMillian	2 50	1 5	5 2	Darren Andrews, UCLA	6	Cam Phillips, Virginia Tech	5
Receiving Yards (200 ranked)	Cam Phillips Sean Savoy	1 188	1 21	417 135	Cam Phillips, Virginia Tech	417	Cam Phillips, Virginia Tech	417
Receiving Yards Per Game (198 ranked)	Cam Phillips	2	1	139.0	Keke Coutee, Texas Tech	142.5	Cam Phillips, Virginia Tech	139.0
Receptions Per Game (195 ranked)	Cam Phillips Sean Savoy	3 137	2 17	9.0 4.0	Steve Ishmael, Syracuse	11.3	Steve Ishmael, Syracuse	11.3
Rush Yards Per Carry (162 ranked)					Bryce Love, Stanford	12.19	Travis Homer, Miami (FL)	9.36
Rushing TDs (40 ranked)					Royce Freeman, Oregon	9	Taquon Marshall, Georgia Tech	6
Rushing Yards (200 ranked)	Travon McMillian Josh Jackson	184 200	20 23	121 115	Rashaad Penny, San Diego St.	588	Lamar Jackson, Louisville	303
Rushing Yards Per Game (200 ranked)	Travon McMillian	193	22	40.3	Rashaad Penny, San Diego St.	196.0	Mark Walton, Miami (FL)	148.0
Sacks (62 ranked)					Anthony Winbush, Ball St.	2.17	Micah Kiser, Virginia	1.67
Scoring (149 ranked)	Joey Slye Cam Phillips Travon McMillian	23 26 149	6 8 22	10.3 10.0 6.0	Royce Freeman, Oregon Taquon Marshall, Georgia Tech	18.0 18.0	Taquon Marshall, Georgia Tech	18.0
Solo Tackles (69 ranked)	Mook Reynolds	48	4	5.3	Frank Ginda, San Jose St.	8.8	Dee Delaney, Miami (FL) Shaquille Quarterman, Miami (FL)	6.0 6.0
Tackles For Loss (83 ranked)	Tremaine Edmunds Mook Reynolds	53 53	11 11	1.3 1.3	Sutton Smith, Northern Ill. Anthony Winbush, Ball St.	3.2 3.2	Duke Ejofofor, Wake Forest	2.0
Total Interceptions (47 ranked)	Terrell Edmunds Trevon Hill Greg Stroman	47 47 47	4 4 4	1 1 1	Josh Cox, Central Mich. Demetrius Flannigan-Fowles, Arizona	3 3	Lukas Denis, Boston College Mark Gilbert, Duke Cameron Glenn, Wake Forest	2 2 2
Total Offense (200 ranked)	Josh Jackson	22	5	314.7	Lamar Jackson, Louisville	463.7	Lamar Jackson, Louisville	463.7
Total Points Scored (139 ranked)	Joey Slye Cam Phillips Travon McMillian	18 21 139	4 6 20	31 30 18	Royce Freeman, Oregon	54	Taquon Marshall, Georgia Tech	36

17 FOOTBALL GAME NOTES

Total Tackles (141 ranked)	Mook Reynolds	44	4	9.0	Frank Ginda, San Jose St.	14.3	Micah Kiser, Virginia	12.0
	Tremaine Edmunds	44	4	9.0				
	Andrew Motuapuaka	60	8	8.7				
Total Touchdowns (142 ranked)	Cam Phillips	10	2	5	Royce Freeman, Oregon	9	Taquon Marshall, Georgia Tech	6
	Travon McMillian	75	12	3				
Yards per Pass Attempt (117 ranked)	Josh Jackson	16	1	9.75	Mckenzie Milton, UCF	17.14	Josh Jackson, Virginia Tech	9.75
Yards per Reception (200 ranked)	Cam Phillips	122	13	15.44	Devonte Boyd, UNLV	34.67	Ricky Jeune, Georgia Tech	26.25