

# VIRGINIA TECH 2017 FOOTBALL



AMERICA'S LONGEST ACTIVE BOWL STREAK - 24 STRAIGHT | 11 CONFERENCE TITLES - 4 ACC TITLES | HOME OF THE #LPD - 787.0 SACKS & 362 INTS LEAD FBS SINCE 1996 | 100% GRADUATION RATE OF SENIORS SINCE 2012

## 2-0

#16



VS.



## 0-2

**VIRGINIA TECH HOKIES**

**EAST CAROLINA PIRATES**

<b>QUICK INFO</b>	Date .....	Saturday, Sept. 16
	Time .....	3:30 PM
	Location .....	Greenville, N.C.
	Venue .....	Dowdy-Ficklen Stadium
	Capacity .....	50,000
	Series Record .....	14-7
Last Meeting .....	9/24/16	

### HOKIES VISIT ECU FOR FIRST ROAD CONTEST

- Virginia Tech (2-0) is preparing for its first road test of 2017 as the Hokies visit East Carolina (0-2) on Saturday.
- The Hokies are coming off a 27-0 win vs. Delaware (9/9), while the Pirates are seeking their initial win of the year after a 34-14 loss vs. James Madison (9/2) and a 56-20 setback at West Virginia (9/9).
- Tech head coach Justin Fuente is no stranger to facing East Carolina. During his first season as HC at Memphis, the Tigers suffered a 41-7 loss at ECU (10/13/12).
- ECU is also a familiar foe for the Hokies. Tech handed ECU a 54-17 loss at Lane Stadium (9/24/16), but lost a 35-28 decision in its most recent trek to ECU (9/26/15).

### QB JOSH JACKSON OFF TO A HOT START

- Named the ACC Rookie of the Week & Athlon's National Rookie of the Week after guiding Tech to a 31-24 win over West Virginia (9/3), QB Josh Jackson led Tech to a 27-0 win vs. Delaware (9/9).
- Jackson has completed 31 of 54 (57.4%) passes for 457 yards with three TDs and no INTs. He's also VT's leading rusher with 19 carries for 120 yards with one TD.
- Jackson is seeking to become the first VT signal caller to win his first three starts since QB Logan Thomas won his first four starts in 2011.

### TECH ON THE ROAD, OTHER TIDBITS VS. ECU

- Tech was 4-1 on the road under Justin Fuente in 2016. Three of those wins were all decided by three points.

### HOKIES ON THE ROAD UNDER JUSTIN FUENTE

W	34-3	at North Carolina	10/8/16
L	17-31	at Syracuse	10/15/16
W	39-36	at Pitt	10/27/16
W	24-21	at Duke	11/5/16
W	34-31	at North Carolina	11/19/16

- ECU QB Thomas Sirk is a transfer from Duke. Sirk completed 19 of 39 passes for 270 yards with four TDs and no INTs, along with 109 rushing yards as Duke registered a 45-43 win in a 4-OT thriller at Lane Stadium (10/24/15).
- Beamer Ball was in full effect in last year's contest vs. ECU. Wearing the Beamer No. 25 jersey, CB Greg Stroman registered an 87-yard punt return TD. VT also blocked both a FG and a punt in the 54-17 win.
- Stroman enters this week's game after registering a 61-yard punt return TD in a 27-0 win vs. Delaware (9/9).

### TYROD'S TARGETS INCLUDE HOKIE, PIRATE

- Buffalo Bills QB Tyrod Taylor will have both a fellow Tech alum and an ECU receiver as potential targets this season.
- Former VT QB Logan Thomas has made the move to tight end with the Bills, but previously caught a TD from Thomas in a 52-21 Tech win vs. Wake Forest (10/16/10).
- Former ECU WR Zay Jones was a second-round pick of the Bills in 2017 after a prolific career with the Pirates.

### KEY STATS TO WATCH ON HOKIES, PIRATES

- Dating back to 2000, the Hokies are 12-3 (.800) on the road against unranked non-conference foes.
- Over that same span Tech is 38-2 (.950) on the road when holding foes to 17 points or less.
- East Carolina has lost 19 straight games when being held to 17 points or less dating back to 2009. That streak includes four losses to Tech (2009, 2011, 2013 and 2016).
- ECU is 0-4 under head coach Scottie Montgomery when being held to 17 points or less.
- Dating back to 2003, Tech is 27-1 on the road when scoring 30 points or more, including a streak of eight straight wins. That lone loss was a 48-34 setback at UNC (10/6/12).
- ECU is 1-15 in their last 16 games when permitting 30 points or more. That lone win was a 33-30 decision vs. NC State (9/10/16).
- Tech is 7-3 in 10 meetings with ECU dating back to 2000. In those seven wins, the Hokies have outscored the Pirates by an average margin of 30.4-14.6 and have held ECU to 10 points or fewer in four of those games.
- The Pirates are 3-11 under Montgomery. After opening the 2016 campaign with back-to-back wins, ECU has lost 11 of its last 12 contests.
- Under Montgomery, East Carolina owns a -20 turnover margin (10 takes/30 gives).
- Dating back to 2010, ECU is 1-5 against ranked foes, with that lone win coming vs. Tech (9/13/14).

### WHAT A SAVAGE!

- LB Tremaine Edmunds (aka @Maine\_Savage23) is off to an outstanding start to the 2017 season.
- Edmunds leads Tech with 21 tackles (11 solo), 4.0 TFLs (-26.0 yds) and 1.5 sacks (-19.0 yds). He also owns a FF and a QB hurry.
- The Danville, Virginia native led all players in last week's 27-0 shutout of Delaware (9/9), posting 14 tackles (six solo), including those 4.0 TFLs and 1.5 sacks.

### PHILLIPS ON RECORD-SETTING PACE

- WR Cam Phillips is on pace to break a pair of Tech receiving records established by WR Isaiah Ford. Here's a look at where Phillips stands and his projected career stats based on his production over the first two games of 2017 and 12 regular season games in 2016.

### CAM PHILLIPS - CHASING VT CAREER REC. RECORDS

Category	Career	Record	Projected 2017 Finish
Receptions	178	210	243 career
Rec. Yards	2,291	2,967	3,431 career
Rec. TDs	12	24	22 career

### TECH SEEKS BACK-TO-BACK 10-WIN SEASONS

- Dating back to 1999, Oklahoma (14) is the only Power Five team to boast more 10-win seasons than Virginia Tech (12).
- The Hokies are seeking to produce consecutive 10-win seasons for the first time since accomplishing that feat eight straight years (2004-11) under Frank Beamer.

### POLL POSITION

- Tech is ranked in The AP Top 25 for the season's first three games for the first time since 2011. The Hokies are currently No. 16 in both The AP Top 25 and the USA Today Coaches Poll.
- Tech was ranked in The AP Top 25 for six of the final seven polls of 2016. The 2011 season marked the most recent time that the Hokies spent the entire season in The AP Top 25.

### THE #LPD LIVES HERE!

- Last week, Virginia Tech's famed Lunch Pail Defense registered its 32nd shutout since DC Bud Foster arrived in Blacksburg.
- Since 1996, no team can top Virginia Tech's 787.0 sacks. The Hokies registered 4.0 sacks vs. Delaware (9/9).
- The #LPD had three games with 6.0 or more sacks in 2016, including 6.0 in a 54-17 win vs. ECU (9/24/16).
- VT is 32-3 (.914) since 1996 when posting 6.0 or more sacks.
- The Hokies have registered 30.0 sacks in their last 10 meetings with East Carolina, including 25.0 in their seven wins.

### HOKIES DOMINATE MULTIPLE STATES

- Tech's most recent contest in North Carolina was a 35-24 win vs. Arkansas (12/29/16) in the Belk Bowl played in Charlotte. The Hokies trailed 24-0 at halftime before orchestrating the largest comeback in school history.
- Virginia Tech went 3-0 in the state of North Carolina in 2016. In addition to the Belk Bowl triumph, VT registered a 34-3 win at UNC (10/8) and a 24-21 win at Duke (11/5).
- Tech is 20-2 all-time in ACC games in North Carolina.
- The Hokies own the longest active FBS winning streak against its biggest in-state rival, owning 13 straight wins over Virginia, having controlled The Commonwealth Cup since 2004. Tech is 17-1 in its last 18 meetings with UVA.
- Tech has also held The Black Diamond Trophy since 2004 in their border rivalry with West Virginia. The schools renewed their series after a 12-year hiatus with the Hokies claiming a 31-24 win at FedExField (9/3).

### FOOTBALL IS FAMILY AT VIRGINIA TECH

- During Frank Beamer's 29-year tenure at Virginia Tech, 25 different sets of siblings played for the Hokies.
- That illustrious group of Hokies is headlined by The Fullers - the only quartet of brothers in NFL history to all attend the same school and all be selected in the NFL Draft. CBS Kendall (Washington) and Kyle (Chicago) are both active, while WR Corey (New Orleans) is beginning the season on IR. S Vinnie enjoyed a six-year NFL career with Tennessee and Detroit.
- The final family recruited by Beamer was The Edmunds. Eldest brother Trey is on the active roster of New Orleans as a RB. Younger brothers Terrell and Tremaine are both standouts on Tech's defense. The Edmunds' parents were standout athletes in their own right - Felecia was a track standout, while Ferrell entered the NFL as third-round pick of Miami in 1988.

# 17 FOOTBALL GAME NOTES

## THE COACHING MATCHUP

Virginia Tech.....	<b>School</b> .....	East Carolina
Justin Fuente.....	<b>Coach</b> .....	Scottie Montgomery
Murray State (1999).....	<b>Alma Mater</b> .....	Duke (2000)
12-4 (Second Season).....	<b>Record at School</b> .....	3-11 (Second Season)
38-27 (Sixth Season).....	<b>Overall Record</b> .....	3-11 (Second Season)
1-1.....	<b>Record vs. Opponent</b> .....	0-1
1-0.....	<b>Record vs. Coach</b> .....	0-1

<b>Justin Fuente</b>	<b>At Tech</b>	<b>Career</b>
In the state of North Carolina.....	3-0.....	3-2
on the road.....	4-1.....	14-14
with ranked team.....	6-3.....	8-5
vs. AAC.....	1-0.....	13-11

## VIRGINIA TECH VS. EAST CAROLINA: INSIDE THE SERIES

- Tech's 37-point victory over East Carolina last season was the largest margin of victory for either team in the all-time series.
- The win also ended East Carolina's six-game winning streak against ACC opponents.
- The Hokies are 6-2 when ranked vs. East Carolina but have lost two of the last three meetings with the Pirates when slotted in the top 25 entering the game.
- Three of the Hokies' seven losses in the series with East Carolina have come either on the road at Dowdy-Ficklen Stadium or at a neutral site (Bank of America Stadium, Charlotte, N.C., 8/30/08).
- The Hokies' last defeat in the state of North Carolina came against East Carolina in Greenville on 9/26/15.
- In Frank Beamer's first season as the head coach at Virginia Tech in 1987, the Pirates defeated the Hokies in Blacksburg, 32-23 (10/17/87).
- ECU's nine-point win over the Hokies that day is still their largest margin of victory in the all-time series.
- The Hokies have won four of the last five and are 18-5 overall in road contests vs. non-conference opponents since 1996.

### Last 10 vs. East Carolina

**Games Played - in the series:** 21 *See page 10 for last meeting recap*  
**Overall Record:** 14-7 **Home:** 7-3 **Away:** 6-3 **Neutral:** 1-1

Date	Ranked VT/Opp	Location	Score
Sat., Sept. 24, 2016	- / -	Blacksburg, Va.	W, 54-17
Sat., Sept. 26, 2015	- / -	Greenville, N.C.	L, 35-28
Sat., Sept. 13, 2014	17 / -	Blacksburg, Va.	L, 28-21
Sat., Sept. 14, 2013	- / -	Greenville, N.C.	W, 15-10
Sat., Sept. 10, 2011	11 / -	Greenville, N.C.	W, 17-10
Sat., Sept. 18, 2010	- / -	Blacksburg, Va.	W, 49-27
Thu., Nov. 5, 2009	22 / -	Greenville, N.C.	W, 16-3
Sat., Aug. 30, 2008	17 / -	Charlotte, N.C.	L, 27-22
Sat., Sept. 1, 2007	9 / -	Blacksburg, Va.	W, 17-7
Thu., Sept. 7, 2000	10 / -	Greenville, N.C.	W, 45-28

	<b>Tech</b>	<b>Opponent</b>
<b>Total Points (Average)</b>	580 (28)	382 (18)
<b>Most Points Scored</b>	54 (2016)	35 (2015)
<b>Fewest Points Scored</b>	10 (1989)	2 (1956)
<b>Shutouts By</b>	-	-
<b>Largest Margin of Victory</b>	37 (2016)	9 (1987)
<b>Smallest Margin of Victory</b>	1 (1990)	3 (1992)

## VIRGINIA TECH-ECU CONNECTIONS

- East Carolina's play-by-play radio voice, Jeff Charles, served as the voice of the Hokies from 1983-87.
- In 1983, Charles brought in former Virginia Tech TE Mike Burnop to serve as an analyst. Burnop is still an analyst on Hokie football and men's basketball radio broadcasts to this day.
- East Carolina has five Virginia Tech players on their roster, including starters Travis Phillips (Montpelier), Bobby Fulp (Midlothian) and Davon Grayson (Suffolk).
- The Hokies feature 10 North Carolina natives: Hendon Hooker (Greensboro), Caleb Farley (Hickory), Austin Reeves (Huntersville), Jimmie Taylor (Jacksonville), Houshun Gaines (Rocky Mount), Zion Debose (Salisbury), Mook Reynolds (Greensboro), Adonis Alexander (Charlotte), Divine Deablo (Winston-Salem), Drake Delullis (Charlotte).



## BROADCAST INFORMATION

**Television** ..... CBS Sports Network  
 Play-by-Play ..... Dave Ryan  
 Analyst ..... Corey Chavous  
 Sideline ..... Tina Cervasio  
**National Radio** ..... SiriusXM  
 Sirius ..... 113  
 XM ..... 194  
 Internet ..... 956  
**Local Radio** ..... Virginia Tech IMG Sports  
 Play-by-Play ..... Jon Laaser  
 Analyst ..... Mike Burnop  
 Sideline ..... Andrew Allegretta  
 In Stadium Broadcast ..... 105.3 FM  
 Digital ..... Hokie Sports & TuneIn  
 (VTfeed; free on downloaded apps)

## 2017 SCHEDULE

DATE	OPP. (TV)	TIME/RESULT
9/3	vs. West Virginia (ABC)	W, 31-24
9/9	Delaware (ACCNE)	W, 27-0
9/16	at East Carolina (CBSSN)	3:30 PM
9/23	Old Dominion (ACCNE)	2 PM
9/30	Clemson*	TBA
10/7	at Boston College*	TBA
10/21	North Carolina*	TBA
10/28	Duke*	TBA
11/4	at Miami*	TBA
11/11	at Georgia Tech*	TBA
11/18	Pitt*	TBA
11/24	at Virginia*	TBA
12/2	ACC Championship	TBA

\*ACC Game

## ACC STANDINGS

COASTAL	Conf.	Overall
Duke	0-0	2-0
Virginia Tech	0-0	2-0
Miami	0-0	1-0
Georgia Tech	0-0	1-1
Pittsburgh	0-0	1-1
Virginia	0-0	1-1
North Carolina	0-1	0-2

ATLANTIC	Conf.	Overall
Louisville	1-0	2-0
Wake Forest	1-0	2-0
Clemson	0-0	2-0
NC State	0-0	1-1
Syracuse	0-0	1-1
Florida State	0-0	0-1
Boston College	0-1	1-1

## QUICK FACTS

Location: ..... Blacksburg, Va.  
 Founded: ..... 1872  
 Enrollment: ..... 31,000+  
 President: ..... Dr. Tim Sands  
 Director of Athletics: ..... Whit Babcock  
 Nickname: ..... Hokies  
 Colors: ... Chicago Maroon & Burnt Orange  
 Stadium: . Lane Stadium/Worsham Field  
 Head Coach: .. Justin Fuente - 2nd season  
 2016 Record: .. 10-4 (Belk Bowl Champs)





## CAREER/ACTIVE STARTS CHART

	2017	Streak	Career
Carroll, C.	1	-	2
Chung, K.	2	2	5
Cunningham, C.	1	1	3
Gallo, E.	2	13	27
Jackson, J.	2	2	2
Keene, D.	2	2	2
Kumah, E.	1	-	1
McMillian, T.	1	1	15
Nijman, Y.	2	16	16
Peoples, S.	1	-	7
Pettit, C.	-	-	3
Pfaff, B.	2	2	2
Phillips, C.	2	4	34
Savoy, S.	1	1	1
Teller, W.	2	14	32

### STARTED EVERY GAME IN 2017

• Chung, Gallo, Jackson, Keene, Nijman, Pfaff, Phillips and Teller.

### LONGEST ACTIVE STREAKS

- Nijman - 16
- Teller - 14
- Gallo - 13

## TOP 20 CONSECUTIVE SCORING TEAMS

- Virginia Tech has scored in **285** straight games dating back to the 1995 season.
- The streak is tied for the seventh-longest streak ever in the history of the NCAA by an FBS school & is now the fifth-longest active streak.

Rk.	School	Years	Games
1.	Michigan	1984-14	365
2.	<b>Florida</b>	<b>1988-</b>	<b>362</b>
3.	BYU	1975-03	361
4.	<b>TCU</b>	<b>1992-</b>	<b>309</b>
5.	<b>Air Force</b>	<b>1992-</b>	<b>299</b>
6.	<b>Tennessee</b>	<b>1994-</b>	<b>287</b>
7.	<b>Virginia Tech</b>	<b>1995-</b>	<b>285</b>
	Ohio State <sup>^</sup>	1993-16	283
9.	Texas	1980-04	282
10.	Washington State	1984-08	280
11.	<b>Georgia</b>	<b>1995-</b>	<b>277</b>
12.	<b>Nebraska</b>	<b>1996-</b>	<b>273</b>
	Washington	1981-04	271
14.	Oregon	1985-07	267
15.	<b>Boise State</b>	<b>1997-</b>	<b>253</b>
16.	<b>Georgia Tech</b>	<b>1997-</b>	<b>252</b>
17.	<b>Texas Tech</b>	<b>1997-</b>	<b>247</b>
18.	Colorado	1988-08	242
19.	<b>Oklahoma</b>	<b>1998-</b>	<b>242</b>
20.	Kansas State	1996-15	234

**Bold** = active streak

<sup>^</sup> = 13 games vacated by NCAA

## OFFENSE

### JACKSON THROUGH HIS FIRST TWO CAREER STARTS

- R-freshman QB Josh Jackson continued his strong start vs. Delaware (9/9) as he threw for 222 yards on 16 of 28 passing with TD throwing TDs.
- With the win, Jackson became the first Tech QB since Brenden Motley (2015) to win his first two career starts.
- He also became the first Hokie signal caller to throw for 222+ yards since in his first two career starts since 1987.
- Jackson's 577 total yards of offense in his first two career starts are also the most since at least 1987.
- The Ann Arbor, Mich., native is seeking to become the first Tech QB since Logan Thomas in 2011 to win his first three career starts.

### TECH QBs IN THIRD CAREER STARTS VS. EAST CAROLINA

- After helping lead Tech to a 27-0 win over Delaware, QB Josh Jackson became the first Virginia Tech signal caller to win his first two career starts since Brenden Motley (2015).
- Motley's third career start was a 35-28 loss at East Carolina. Motley's predecessor, Michael Brewer, also lost his third career start to East Carolina.
- Hopefully Jackson's third start career is better than his predecessors vs. ECU.

QB	Comp-Att.	Yards	TDs	Ints	Att.	Yards	TD	Result (Date)
Motley	20-35	281	1	1	19	85	1	L, 35-28 (9/26/15)
Brewer	30-56	298	3	2	6	-20	0	L, 28-21 (9/13/14)

### CAM CLIMBS UP THE RECEIVING CHARTS

- Senior WR Cam Phillips caught six passes for 90 yards with a 28-yard TD catch vs. Delaware (9/9) to solidify himself in the top 10 of all three triple crown categories for a receiver at Virginia Tech.
- His TD catch against the Blue Hens moved him into a tie for 10th with Eddie Royal on Tech's career receiving touchdowns list.
- Phillips is one of only three players in program history with 150+ receptions, 10+ touchdowns and 2,000+ receiving yards in a career.
- Phillips picked right up where he left off at the end of his junior campaign as he set a new career-high with 138 receiving yards on seven catches vs. West Virginia (9/3) in the season opener.

#### Career Receiving Yards

Player	Years	Yards
1. Isaiah Ford	2014-16	2,967
2. Jarrett Boykin	2008-11	2,884
3. Danny Coale	2008-11	2,658
<b>4. Cam Phillips</b>	<b>2014-</b>	<b>2,291</b>
5. Ricky Scales	1972-74	2,272

#### Career Receptions

Players	Years	Rec.
1. Isaiah Ford	2014-16	210
2. Jarrett Boykin	2008-11	184
<b>3. Cam Phillips</b>	<b>2014-</b>	<b>178</b>
4. Danny Coale	2008-11	165
5. Bucky Hodges	2014-16	133

#### Career Receiving TDs

Players	Years	Rec.
7. Josh Morgan	2004-07	16
8. Sidney Snell	1978-80	15
9. Marcus Davis	2009-12	13
10. Eddie Royal	2004-07	12
<b>Cam Phillips</b>	<b>2014-</b>	<b>12</b>

### SAVOY'S SIZZLING START

- Freshman WR Sean Savoy has come in and made an immediate impact in the Virginia Tech receiving corps as he's hauled in eight passes for 105 yards, good enough for a 13.1 yards per catch average.
- Two of the longest catches he's caught this season have led to two Virginia Tech touchdowns - a 22-yard grab that set up a rushing TD for Travon McMillian vs. West Virginia (9/3) and a 38-yard reception that led to a receiving TD for McMillian vs. Delaware (9/9).

### McMILLIAN AMONG THE ACC'S TOP RETURNING RUSHERS

- Redshirt junior RB Travon McMillian boasts rushing numbers that rank among the best in the ACC entering the 2017 season.
- In 2016, McMillian matched his rushing TD total of seven from his freshman campaign while also racking up three TD catches. McMillian set career-highs with 114 receiving yards and 10.4 YPC as a sophomore.
- With his four-yard touchdown catch vs. Delaware (9/9), McMillian became only the 18th player in school history to register 20 career TDs.

#### Career Rushing Yards

Player	Yards
1. Lamar Jackson, LU	2,770
<b>2. Travon McMillian, VT</b>	<b>1,763</b>
3. Shaun Wilson, DU	1,762
4. Mark Walton, UM	1,715
5. Jon Hilliman, BC	1,681

#### Career Rushing YPG

Player	YPG
1. Lamar Jackson, LU	102.6
2. Mark Walton, UM	63.5
<b>3. Travon McMillian, VT</b>	<b>60.8</b>
4. Cade Carney, WF	57.1
5. Jon Hilliman, BC	54.2

#### Career Rushing TDs

Player	Rec.
1. Lamar Jackson, LU	35
2. Mark Walton, UM	25
3. Jon Hilliman, BC	21
<b>4. Travon McMillian, VT</b>	<b>15</b>
5. Qadree Ollison, UP	15

### HOKIES GO OVER 200 YARDS ON THE GROUND VS. WEST VIRGINIA

- The Hokies running game churned out 246 yards on the ground in the win over West Virginia and accounted for three of Tech's four total touchdowns.
- Tech out-rushed the Mountaineers, 246-234.
- Three different players scored TDs - QB Josh Jackson on a five-yard run, RB Deshawn McCleave on a 12-yard run and Travon McMillian on a three-yard run.
- QB Josh Jackson led all Hokies with 101 rushing yards, the most for a Virginia Tech QB since Logan Thomas also ran for 101 yards vs. Duke (10/26/13).
- Along with that trio, RB Steven Peoples rushed for 39 yards on 13 carries and had a career-long run of 11 yards.
- Head coach Justin Fuente improved to 11-2 at Tech when the Hokies rush for 150+ yards.

## JACKSON SHINES IN TECH DEBUT

- Making his collegiate debut in a nationally televised primetime matchup against a ranked opponent in an NFL stadium, redshirt freshman QB Josh Jackson helped Virginia Tech retain the Black Diamond Trophy after accounting for 336 yards of total offense and two total TDs.
- Jackson, who threw for 253 yards and rushed for 101 yards, became the first Hokies QB since Logan Thomas in 2013 to pass for 200+ yards and rush for 100+ yards.
- Jackson's rushing total was the most for a Tech QB making his debut since 1987.
- It was the second-most rushing yards for a Hokie QB making his first career start since Al Clark rushed for 119 yards at Rutgers (8/30/97).

### Most Rushing Yards in First Career Game - QBs

Player	Years
<b>1. Josh Jackson</b>	<b>101 vs. WVU, 9/3/17</b>
2. Michael Vick	54 vs. JMU, 9/4/99
3. Jerod Evans	46 vs. Liberty, 2016
4. Tyrod Taylor	44 at LSU, 9/8/07
5. Bryan Randall	30 vs. UConn, 9/1/01

### Most Rushing Yards in First Career Start - QBs

Players	Years
<b>1. Al Clark</b>	<b>119 at Rutgers, 8/30/97</b>
<b>2. Josh Jackson</b>	<b>101 vs. WVU, 9/3/17</b>
3. Nick Sorensen	65 vs. UAB, 11/1/97
4. Michael Vick	54 vs. JMU, 9/4/99
5. Jerod Evans	46 vs. Liberty, 9/3/16
Maurice DeShazo	46 vs. JMU 9/5/92

## JACKSON JOINS NOTABLE COMPANY OF FRESHMAN QB STARTERS AT TECH

- Redshirt freshman QB Josh Jackson took the first offensive snap the season for the Hokies on Sept. 3 vs. West Virginia. It was the first snap of his collegiate career.
- **Jackson was the...**
  - The first true or redshirt freshman QB to start a game for the Hokies since Tyrod Taylor vs. Ohio (9/15/07).
  - The first true or redshirt freshman QB to start a season opener for the Hokies since Michael Vick vs. James Madison (9/4/99).

## TEAM RESULTS FOR QBs SINCE 1987

Over the past 31 seasons, the Hokies have seen 20 men start a game at quarterback. Below are their results, ranked by wins (min. five starts).

Name	Years	Record	Pct.
Taylor, Tyrod	2007-10	34-8	.810
Randall, Bryan	2002-04	26-12	.684
Thomas, Logan	2011-13	26-14	.650
Vick, Michael	1999-00	21-1	.955
Druckenkammer, Jim	1995-96	20-4	.833
DeShazo, Maurice	1992-94	19-14-1	.586
Glennon, Sean	2006-08	18-8	.692
Furrer, Will	1988-91	16-18-1	.486
Clark, Al	1997-98	12-7	.632
Vick, Marcus	2005	11-2	.846
Brewer, Michael	2014-15	11-9	.550
Noel, Grant	2001-02	10-4	.714
<b>Evans, Jerod</b>	<b>2016</b>	<b>10-4</b>	<b>.714</b>
Sorensen, Nick	1997-98	3-1	.750
<b>Motley, Brenden</b>	<b>2015-</b>	<b>3-3</b>	<b>.500</b>
Young, Cam	1988-89	3-3	.500
Meyer, Dave	1998-00	2-1	.667
Chapman, Erik	1987	2-9	.182
Wooten, Rodd	1989, 91	1-2	.333
Koel, Treg	1992	0-1	.000
<b>Jackson, Josh</b>	<b>2017</b>	<b>2-0</b>	<b>---</b>
<b>Totals</b>		<b>250-125-2</b>	<b>.664</b>

## OFFENSIVE RECORD BOOK REWRITTEN IN FIRST SEASON UNDER FUENTE

- Virginia Tech's offensive record book saw nine all-time marks go down in the first season under head coach Justin Fuente and offensive coordinator/QBs coach Brad Cornelison in 2016.

Category	Current	Finish	Prior Top Mark	Season
<b>Passing Att.</b>	<b>449</b>	<b>Second</b>	456	2014
<b>Passing Comp.</b>	<b>279</b>	<b>First</b>	271	2014
<b>Completion Pct.</b>	<b>62.1%</b>	<b>First</b>	61.8%	2002
<b>Passing Yards</b>	<b>3,660</b>	<b>First</b>	3,348	1972
<b>Total Offense</b>	<b>6,223</b>	<b>First</b>	5,782	2011
<b>Total Plays</b>	<b>1,087</b>	<b>First</b>	995	2011
<b>Passing TDs</b>	<b>31</b>	<b>First</b>	24	4x, 2015
<b>Total TDs</b>	<b>61</b>	<b>T-First</b>	61	2x, 2003
<b>Total Points</b>	<b>490</b>	<b>First</b>	474	2010
<b>First Downs</b>	<b>330</b>	<b>First</b>	296	2011
<b>Passing First Downs</b>	<b>172</b>	<b>First</b>	152	1972

# DEFENSE

## EDMUNDS BROTHERS TURN IN BIG DAY VS. THE BLUE HENS

- Junior LB Tremaine Edmunds led the Hokies' Lunch Pail Defense in a 27-0 shutout of Delaware on Saturday with a game-high 14 tackles, 4.0 tackles for loss, 1.5 sacks and a forced fumble.
- Edmunds' four tackles behind the line of scrimmage set a new career high and totaled 26 yards for loss.
- His 1.5 sacks matched his personal best and 1.5 of his 4.0 TFL came on third down.
- Edmunds' second career forced fumble came at 10:18 in the fourth quarter and led to a 24-yard field by Joey Slye that made it 27-0.
- After leading the team with four interceptions in 2016, r-junior S Terrell Edmunds notched his first pick of 2017 vs. Delaware (9/9) and returned it 55 yards.
- Edmunds also posted his first career sack against the Blue Hens.
- It was the longest interception return of his career and it was one of the longest in program history over the last 10 years.

### LONGEST INT RETURNS SINCE 2010

1. Rashad Carmichael vs. East Carolina (9/18/10) - 68
2. Donovan Riley at Ohio State (9/6/14) - 63
- 3. Terrell Edmunds vs. Delaware (9/9/17) - 55**  
Macho Harris at Boston College (10/18/08) - 55
5. Derek Di Nardo at Duke (11/15/14) - 51

## EDMUNDS BROTHERS ANCHOR THE #LPD

- Of all the combinations of brothers that have come through Blacksburg, perhaps no set of brothers have had an impact quite like the Edmunds', Terrell and Tremaine.
- **Terrell** was a consensus Honorable Mention All-ACC pick as a redshirt sophomore after tying for fourth in the conference with four interceptions and finishing with 89 total tackles. He made the move from rover to free safety in the spring.
- **Tremaine** earned multiple accolades this offseason, including Preseason All-ACC and Preseason Second-Team All-America honors by Sports Illustrated, after a breakout 2016 season that saw him finish with 106 tackles, 18.5 TFL and 4.5 sacks.

## THE LUNCH PAIL D

### \*BUD FOSTER'S DEFENSE BY THE NUMBERS (SINCE 1987)

- 94-1 when holding foes to 10 points or fewer
- 68 defensive TDs
- 48 different Hokies have scored defensive TDs
- 41 players selected in NFL Draft
- 42 games with three or more INTs
- 32 shutouts
- 9 players drafted in first or second rounds
- 3 players earned Super Bowl rings – LB Cornell Brown, S Pierson Prioleau, S Kam Chancellor
- 3 Pro Bowlers – S Kam Chancellor, CB Brandon Flowers, CB DeAngelo Hall

## #LPD ON OPENING SERIES

GAME	1ST HALF	2ND HALF
West Virginia	Punt	Field Goal
Delaware	Punt	Interception
East Carolina		
Old Dominion		
Clemson		
Boston College		
North Carolina		
Duke		
Miami		
Georgia Tech		
Pitt		
Virginia		

## DEFENSE

### #LPD GETS THE SHUTOUT VS. DELAWARE

- Four team sacks, 12 TFL and two turnovers helped the Hokies notch the 32nd shutout of the Bud Foster Era vs. Delaware (9/9).
- The Blue Hens made two trips to the red zone and were turned away both times by the Lunch Pail Defense - first trip ended with a missed field goal that clanked off the right upright and an interception from S Terrell Edmunds ended the second threat.
- Foster's defense has registered shutouts in back-to-back seasons for the first time since 2011-12 when the Hokies pitched shutouts at Virginia (38-0, 11/26/11) and vs. Bowling Green (37-0, 9/22/12).

### #LPD ENJOYS RESURGENT 2016

- Defensive coordinator Bud Foster's Lunch Pail Defense returned to its rightful place among the top defenses in the nation last season. The Hokies finished in the top 15 nationally in four categories:

#### 2016 Top 15 FBS Defense Rankings

- Third Down Defense - 27.5%
- Completion Pct. - 50.1%
- Tackles For Loss - 113.0
- Pass Efficiency - 111.1

### HILL GETS FIRST LPD PICK OF 2017

- DE Trevon Hill picked off the first pass of the season for the Lunch Pail Defense late in the second quarter vs. West Virginia and with the Mountaineers operating in Hokies territory.
- It was the first interception of Hill's career and the first for a Virginia Tech defensive lineman since Corey Marshall at Pitt (10/16/14).
- Justin Fuente is now 8-0 at Tech when the Hokies commit fewer turnovers than their opponent.
- Tech's 361 since 1996, when Bud Foster became the full-time defensive coordinator, ranks first in the FBS.

### MOTUAPUAKA AND STROMAN ARE IN RARE COMPANY

- LB Andrew Motuapuaka and CB Greg Stroman have each scored three-plus defensive or special teams TDs in their Tech careers.
- Below is where they rank since 1987.

1. DeAngelo Hall	7 (5 PR/1 FR/ 1 INT)
2. Macho Harris	5 (4 INT/1 KOR)
<b>3. Andrew Motuapuaka</b>	<b>4 (1 INT/3 FR)</b>
André Davis	4 (4 PR)
<b>Greg Stroman</b>	<b>4 (1 FR/3 PR)</b>

### DEABLO IMPRESSES IN FIRST GAME WITH #LPD

- After moving to the defensive side of the ball in the spring, sophomore Divine Deablo made some key plays down the stretch at safety in the Hokies' win over West Virginia.
- Deablo finished with six tackles, his first career TFL and his first career pass breakup that came with :50 seconds left in the game in Virginia Tech territory.
- Deablo played in the latter half of the fourth quarter in place of S Terrell Edmunds, who was suffering from severe cramps.



# LUNCH PAIL

- The famed Virginia Tech Lunch Pail has come to symbolize the blue-collar approach of the Hokies' defense under longtime defensive coordinator Bud Foster.

- In 1995, Foster served as co-defensive coordinator with Rod Sharpless, whose mother-in-law found the original Lunch Pail in Mercerville, New Jersey. The pail once belonged to a coal miner and after a record-setting defensive season, the Lunch Pail became an iconic part of Hokies' lore.

- The Pail travels wherever the Hokies go and its care is only entrusted to a defensive leader.

- Before the start of every season, a signed mission statement from the defense is placed in The Pail. Then every week, unit goals, team goals and keys to success are placed in The Pail, plus the turf from any road victories.

- Since 2007, The Pail has also contained the names of the 32 fallen Hokies taken in the April 16 tragedy.

- Darryl Tapp is the only player who has ever earned lifetime possession of an incarnation of The Pail from Foster.

### LONGEST TENURED FBS ASSISTANTS

ACTIVE and CONTINUOUS

- Entering the 2017 season, only seven assistant coaches in the country have been at their schools since 1996, and Virginia Tech has two of them.

- \*Bud Foster (1987), Virginia Tech**
  - Jerry Brown (1993), Northwestern
  - Odell Haggins (1994), Florida State
  - Mo Latimore (1994), Kansas State
  - Charley Wiles (1996), Virginia Tech**
- Andy Hill (1996), Missouri  
Dale Pehrson (1996), Navy

\* - Tech's Foster, who became the Hokies' co-defensive coordinator in 1995, is also the nation's longest-tenured DC.

via of CoachingSearch.com's Chris Vannini

### CAREER/ACTIVE STARTS CHART

	2017	Streak	Career
Alexander, A.	2	7	15
Edmunds, Te.	2	6	23
Edmunds, Tr.	2	17	18
Floyd, R.	2	2	2
Hill, T.	2	3	4
Huelskamp, S.	-	-	2
Mihota, V.	2	2	16
Motuapuaka, A.	2	25	31
Reynolds, M.	2	2	17
Settle, T.	2	2	2
Shegog, A.	-	-	7
Stroman, G	2	2	18
Walker, R.	2	2	6

### STARTED EVERY GAME IN 2017

- Alexander, Te. Edmunds, Tr. Edmunds, Floyd, Hill, Mihota, Motuapuaka, Reynolds, Settle, Stroman and Walker.

### LONGEST ACTIVE STREAKS

- Motuapuaka - 25
- Edmunds, Tr. - 17

### #LPD = TDs

#### • 1987 - PRESENT

#### 90 Total TDs scored by the defense

- 58 pass interceptions**  
last Andrew Motuapuaka (18 yds) vs. Furman (9/12/15)
- 30 fumble returns**  
last Andrew Motuapuaka (70 yds) vs. Virginia (11/26/16)
- 2 fumble recoveries**  
last Carl Bradley (in End Zone) at Rutgers (8/30/97)
- 11 total safeties by the defense**  
last vs. East Carolina (9/24/16)

### TECH AMONG FBS LEADERS

#### • 1996 - PRESENT

Rank	Category	No.
1st	Sacks	787.0
1st	Sack Yards	-5,420
1st	Interceptions	362
2nd	INT Pct.	4.4
1st	Third-Down Pct.	31.4
1st	Completion Pct.	50.5
3rd	Pass Defense	188.8 ypg
3rd	INT Return TDs	44
2nd	Passer Rating	106.4
2nd	Takeaways	580
4th	TD/INT Ratio	0.77
3rd	Total Defense	305.8 ypg
6th	Rush Defense	117.0 ypg

- Why 1996?** Bud Foster took over full-time duties as defensive coordinator in 1996. Since then, he has developed one of the top defenses in college football.



## CAREER/ACTIVE STARTS CHART

	2017	Streak	Career
Bradburn (P, H)	2	2	2
Slye, J. (K)	2	42	42
Taylor, C. (LS)	2	18	18

### STARTED EVERY GAME IN 2017

- Bradburn
- Slye
- Taylor

### LONGEST ACTIVE STREAKS

- Slye: 42

## SPECIAL TEAM SCORES

- 1987 - PRESENT

### 58 Total TDs scored by special teams

#### • 22 punt returns

last Greg Stroman (61 yds)  
vs. Delaware (9/9/17)

#### • 20 blocked punts

last Anthony Shegog (19 yds)  
at Purdue (9/19/15)

#### • 9 kickoff returns

last Demetri Knowles (93 yds)  
at North Carolina (10/6/12)

#### • 5 blocked field goals

last Adonis Alexander (75 yds)  
at Duke (11/5/16)

#### • 1 fumble recovery

last Tee Butler (in End Zone)  
vs. Syracuse (10/16/99)

#### • 1 fumble return

last Andrew Motuapuaka (on KO)  
vs. Western Michigan (9/27/14)

#### • 11 total safeties on special teams

last vs. Liberty (9/3/16)

## BLOCK PARTY

Over the past 31 seasons, Tech special teams have blocked **68** punts, **44** field goal attempts and 28 point-after attempts for a total of 140 in 375 games - approx. **1** every **2.68** games.

Tech blocked **3** FGAs in 2016, the most since the team blocked three during the 2004 season.

The **4** total blocks in 2016 (includes a punt) marked the most since 2008, when the Hokies had five blocks which included 2 PATs, 2 FGAs and 1 punt.

In Tech's win vs. East Carolina (9/24), the Hokies blocked both a FGA and a punt, which had last happened vs. Marshall (9/21/13).

Credited with the block on the 26-yard FGA was DT Tim Settle, while WR Cam Phillips was the player who blocked the punt.

At Syracuse (10/15), Vinny Mihota blocked a 53-yard FGA in the second quarter for the Hokies' second blocked FGA this season.

Greg Stroman notched the 30-yard FGA block at Duke (11/5) that was returned for a TD by Adonis Alexander.

## SPECIAL TEAMS

### STROMAN CLIMBING CHARTS FOR PUNT RETURNERS

Senior PR Greg Stroman's 61-yard punt return for a touchdown vs. Delaware (9/9) helped propel him further up in Virginia Tech's record book for punt returns.

Stroman now sits behind Frank Loria for sixth all-time in punt return yards and moved into a tie for four in punt return TDs with Eddi Royal.

In Tech's history, only two men have ever returned more than 100 punts, John Ludlow (136, 1979-82) and Eddie Royal (111, 2004-07), while Royal is the only man to go over 900 yards in punt returns - finishing his career with 1,296 punt return yards.

#### Career Punt Returns

Player	Years	Ret.
1. John Ludlow	1979-82	136
2. Eddie Royal	2004-07	111
3. Greg Stroman	2014-	95

#### Career Punt Return Yards

Players	Years	Yds.
6. Frank Loria	1965-67	813
7. Greg Stroman	2014-	774
8. Billy Meyers	1984-87	750

#### Career Punt Return TDs

Players	Years	TDs.
1. DeAngelo Hall	2001-03	5
2. Andre Davis	1998-01	4
Frank Loria	1965-67	4
4. Eddie Royal	2004-07	3
Greg Stroman	2014-	3

### SLYE HITS FROM 50

Senior K Joey Slye, who has solidified a reputation as having one of the most powerful kicking legs in the country, registered a career-long 50-yard field goal vs. Delaware (9/9).

The last Virginia Tech kicker to boot a 50+ yard FG was Cody Journell, who kicked a 56 yarder at Boston College (11/02/13).

His nine-point afternoon vs. Delaware extended his scoring streak to 34 games dating back to Nov. 1, 2014 when he tallied seven points vs. Boston College.

The last time Slye failed to score in a game was vs. Miami (10/23/14).

The program record is currently held by K Shayne Graham who scored in 37 straight games from vs. Nebraska (12/31/96) through vs. Florida State (1/4/00).

### SLYE MOVING UP ALL-TIME SCHOOLS LISTS IN FIELD GOALS MADE AND SCORING

Slye is second all-time in FGs made in a career, two behind the top spot held by Shayne Graham.

Slye moved past Lee Suggs on the all-time scoring list after tallying nine points vs. Delaware (9/9).

#### Tech Career FG Leaders

Name	Years	FGs
1. Shayne Graham	1996-99	68
2. Joey Slye	2014-	66
3. Brandon Pace	2003-06	58

#### Tech Career Scoring Leaders

Name, pos.	Years	Pts
1. Shayne Graham, K	1996-99	371
2. Joey Slye, K	2014-	337
3. Lee Suggs, RB	1999-02	336

### BRADBURN AVERAGES 40+ YPP IN FIRST TWO GAMES

Freshman P Oscar Bradburn averaged 40+ yards per punt for the second-consecutive game after punting at a 45.6 clip vs. Delaware (9/9).

Bradburn is the first Virginia Tech punter since Michael Branthover in 2011 to average 40+ per punts in his first two games.

The program record for consecutive games with a 40+ yards per punt average is eight held by Jimmy Kibble (10/25/97-9/12/98), and twice by A.J. Hughes (12/28/12-10/12/13; 11/2/13- 9/13/14).

### OSCAR BRADBURN: THE PUNTER FROM DOWN UNDER

Freshman P Oscar Bradburn placed three punts inside the 20, had two punts of 50+ yards and drew three fair catches playing in his first American rules football game vs. West Virginia.

He averaged 46.5 yards per punt and registered a long punt of 54 yards.

A native of Sydney, Bradburn played Australian Rules Football for Sydney Swans Academy and trained at ProKick Australia, a facility in Melbourne that produced two of the three finalists for the 2016 Ray Guy Award.

Tech's special teams and tight ends coach James Shibest, Bradburn's primary recruiter, is no stranger to working with Australian punters. While serving as special teams coach under Justin Fuente at Memphis, Shibest coached 2013 Ray Guy Award winner and Geelong, Australia native Tom Hornsey.

### BEAMER'S RETIRED NO. 25 MAKES A RETURN TO THE FIELD

Senior PR Greg Stroman will wear Frank Beamer's No. 25 at East Carolina after returning a 61-yard punt for a TD vs. Delaware (9/9).

Stroman is tied for fourth in program history with three career punt return TDs, ranks third with 95 punt returns and seventh with 774 punt return yards.

Head coach Justin Fuente and the Hokies paid homage to Frank Beamer and Virginia Tech's legacy of excellence on special teams last season by selecting a special teams player of the week who will wear No. 25.

With Coach Beamer's blessing, his retired No. 25 was worn by a player who exemplified the role special teams played during Virginia Tech's rise to national prominence.

"I'm so very humbled by this thoughtful gesture by Coach Fuente," Beamer said. "I'm grateful that he reached out for my blessing to use the number 25 in this way."

#### 2017 "25" Game By Game

Opponent	Honoree
West Virginia	LB Anthony Shegog
Delaware	LS Colton Taylor
ECU	PR Greg Stroman
ODU	
Clemson	
B. College	
UNC	
Duke	
Miami	
Ga. Tech	
Pitt	
Virginia	

## OFF THE FIELD

Teams Under Fuente	2017	Tech	Career
Home	1-0	6-1	21-11
Road	0-0	4-1	14-14
Neutral	1-0	1-2	3-2
Grass	2-0	10-1	15-5
Artificial Turf	0-0	1-3	23-22
Won Coin Toss	2-0	4-3	17-15
Lost Coin Toss	0-0	7-1	21-12

### Fuente Teams' Record When ...

Leading after the 1st quarter	2-0	8-1	24-10
Trailing after the 1st quarter	0-0	2-3	11-16
Tied after the 1st quarter	0-0	2-0	3-1
Leading at halftime	2-0	10-0	30-4
Trailing at halftime	0-0	2-4	7-21
Tied at halftime	0-0	0-0	1-2
Leading after 3rd quarter	2-0	10-0	34-2
Trailing after 3rd quarter	0-0	2-4	3-23
Tied after 3rd quarter	0-0	0-0	1-2
Leading with less than 2:00 to play	2-0	12-0	35-2
Trailing with less than 2:00 to play	0-0	0-4	1-24
Tied with less than 2:00 to play	0-0	0-0	2-1
Scores first	2-0	10-1	23-11
Opponent scores first	0-0	2-3	13-16
Scores 20+ points	2-0	12-3	36-14
Opponent scores 20+ points	1-0	5-4	13-25
Holds opponent to 20 points or less	1-0	7-0	25-2
Game is decided by 3 points or less	0-0	3-0	5-3
Game is decided by 10 points or less	1-0	1-2	7-12

### Fuente Teams' Record When ...

Less than 150 yards rushing	1-0	1-2	6-20
150+ yards rushing	1-0	11-2	32-8
200+ yards passing	2-0	9-4	26-14
300+ yards passing	0-0	1-2	12-7
300+ yards total offense	2-0	11-4	35-17
400+ yards total offense	1-0	9-2	26-7
500+ yards total offense	0-0	3-0	13-1
70+ total plays	1-0	10-4	27-17
80+ total plays	0-0	4-1	16-5

### Fuente Teams' Record When ...

Allowing less than 150 yards rushing	1-0	8-0	29-12
150+ yards rushing	1-0	3-4	8-15
200+ yards passing	1-0	5-2	14-19
300+ yards passing	1-0	3-1	10-10
300+ yards total offense	1-0	6-4	19-24
400+ yards total offense	1-0	4-2	10-13
500+ yards total offense	1-0	2-1	6-6
70+ total plays	1-0	4-3	16-19
80+ total plays	1-0	2-1	10-6

### Fuente Teams' Record When ...

Committing fewer turnovers	2-0	9-0	24-7
Committing more turnovers	0-0	1-4	5-17
Turnovers are the same	0-0	2-0	9-3
Having fewer penalty yards	2-0	10-1	22-7
Having more penalty yards	0-0	2-2	16-19
Penalty yards are even	0-0	0-1	0-1
Leading time of possession	1-0	10-1	25-10
Trailing time of possession	1-0	2-3	13-17

### Fuente Teams' High & Low Water Marks ...

Largest halftime lead	17	38	56
Largest halftime deficit	-	24	28
Highest number of plays	72	89	97
Lowest number of plays	57	68	48
Opponent highest number of plays	89	100	100
Opponent lowest number of plays	63	55	50
Warmest Game Temperature	70°	84°	94°
Coldest Game Temperature	68°	37°	37°

### Fuente Teams' For ...

Day Games	1-0	8-2	20-13
Night Games (5 p.m. kickoff or later)	1-0	4-2	18-14
Games with temperature 49 or below	0-0	2-0	5-3
Games with temperatures in 50s	0-0	2-1	6-6
Games with temperatures in 60s	1-0	3-1	10-5
Games with temperatures in 70s	1-0	5-1	11-6
Games with temperatures in 80s	0-0	0-1	5-4
Games with temperatures in 90s	0-0	0-0	1-3

### 7 VIRGINIA TECH SENIORS EARN DEGREES IN SPRING 2017

• Seven Hokies have already earned their undergraduate degrees:

No. Player, Pos.	Major
61 Kyle Chung, OL	Sociology
89 James Clark, WR	Finance (Ohio State); • Enrolled in Education, Curriculum and Instruction Master's program.
31 Brandon Facyson, CB	Biology and Sociology
56 Sean Huelskamp, LB	Finance
67 Parker Osterloh, T	Environmental Sciences • Enrolled in Natural Resources Master's program.
24 Anthony Shegog, LB	Sociology
87 Colton Taylor, LS	Human Development

### 4 HOKIES GET SELECTED IN THE 2017 NFL DRAFT

• The Hokies saw four players picked in the 2017 NFL Draft on May 1 in Philadelphia and five others sign free agent contracts.  
• Virginia Tech has had a player selected in the NFL Draft every year since 1994.  
• S Chuck Clark carried the flag for the Real #DBU as he became the 24th Tech DB to get selected since 1997. Clark is also Bud Foster's 41st NFL Draft pick.

Year	Name	Position	Round	Pick	Overall	Team
2017	Chuck Clark	DB	6	2	186	Baltimore
2017	Bucky Hodges	TE	6	17	201	Minnesota
2017	Sam Rogers	RB	6	22	206	LA Rams
2017	Isaiah Ford	WR	7	19	237	Miami
2017	Woody Baron	DT	FA			Dallas
2017	Trey Edmunds*	RB	FA			Kansas City
2017	Ken Ekanem	DE	FA			Denver
2017	Jon McLaughlin	OL	FA			Arizona
2017	Nigel Williams	DT	FA			Buffalo

\*Concluded college career at Maryland; now with New Orleans

## THE DRIVE FOR 25

• On Dec. 12, 2016, the Virginia Tech Athletics Department announced the launching of a campaign entitled "Drive for 25," with the department seeking to increase membership in the Virginia Tech Athletic Fund (aka the "Hokie Club") to 25,000 members. That would make the Hokie Club the largest athletics fundraising group in the ACC.



• The impetus behind the Drive for 25 is to raise the financial resources needed to provide Virginia Tech student-athletes with the opportunities to continue their success in the classroom, in competition and in the community.

## VIRGINIA TECH CELEBRATES 125 YEARS OF FOOTBALL

• The 2017 football season will mark the 125th year of Virginia Tech Football, with the first game being played on October 21, 1892.  
• Virginia Tech has produced new in-game features showcasing fans and former student-athletes' favorite games and memories. Virginia Tech will also be recognizing a group of former student-athletes at each home game.



## 2017 HONORS

<p><b>QB Josh Jackson</b></p> <ul style="list-style-type: none"> <li>• ACC Freshman of the Week (9/5)</li> <li>• CBS Sports Freshman of the Week (9/5)</li> </ul>	<ul style="list-style-type: none"> <li>• Sports Illustrated Preseason Second Team All-American</li> </ul>
<p><b>WR Cam Phillips</b></p> <ul style="list-style-type: none"> <li>• ACC Receiver of the Week (9/5)</li> <li>• Biletnikoff Award Watch List</li> <li>• All-ACC Preseason Football Team</li> </ul>	<p><b>DT Tim Settle</b></p> <ul style="list-style-type: none"> <li>• Piesman Trophy Watch List</li> </ul>
<p><b>LB Andrew Motuapuaka</b></p> <ul style="list-style-type: none"> <li>• ACC Linebacker of the Week (9/5)</li> </ul>	<p><b>K Joey Slye</b></p> <ul style="list-style-type: none"> <li>• Wuerffel Trophy Watch List</li> <li>• All-State Good Works Team</li> <li>• Groza Award Watch List</li> </ul>
<p><b>Virginia Tech</b></p> <ul style="list-style-type: none"> <li>• Athlon Sports Team of the Week (9/5)</li> </ul>	<p><b>CB Greg Stroman</b></p> <ul style="list-style-type: none"> <li>• Athlon Sports Preseason All-America 2nd Team</li> <li>• Jim Thorpe Award Watch List</li> <li>• Hornung Award Watch List</li> </ul>
<p><b>HC Justin Fuente</b></p> <ul style="list-style-type: none"> <li>• Bobby Dodd Trophy Watch List</li> </ul>	<p><b>OL Wyatt Teller</b></p> <ul style="list-style-type: none"> <li>• All-ACC Preseason Football Team</li> </ul>
<p><b>LB Tremaine Edmunds</b></p> <ul style="list-style-type: none"> <li>• Athlon Sports Preseason All-America 3rd Team</li> <li>• Bednarik Award Watch List</li> <li>• Nagurski Trophy Watch List</li> <li>• Butkus Award Watch List</li> <li>• All-ACC Preseason Football Team</li> </ul>	



## TECH QBS - STATS IN FIRST TWO CAREER STARTS - LAST 31 YEARS

With Josh Jackson making his first career start against West Virginia, it's worth noting that Virginia Tech quarterbacks in the last 31 years are a combined 30-9 in their first career starts, including winners in 13 straight games. Here's a list of the 20 Tech quarterbacks first two starts over the past 31 seasons and their numbers in those starts.

Quarterback	Date	Opponent	----- Passing -----				--- Rushing ---			Total Yards	Total TDs	Result	
			Comp-Att.	Yards	TDs	Ints	Att.	Yards	TD				
Josh Jackson, R-Fr.	Sept. 3, 2017	vs. #22 West Virginia (G1)	15-26	235	1	0	11	101	1	336	2	W, 31-24	
	Sept. 9, 2017	Delaware	16-28	222	2	0	8	19	0	241	2	W, 27-0	
<b>First 2 starts</b>			<b>31-54</b>	<b>457</b>	<b>3</b>	<b>0</b>	<b>57.4</b>	<b>19</b>	<b>120</b>	<b>1</b>	<b>577</b>	<b>2</b>	<b>2-0 (58)</b>
Jerod Evans, Jr.	Sept. 3, 2016	Liberty (G1)	20-32	221	4	0	5	46	0	267	4	W, 36-13	
	Sept. 10, 2016	vs. Tennessee	20-28	208	1	0	16	18	0	226	1	L, 24-45	
<b>First 2 starts</b>			<b>40-60</b>	<b>429</b>	<b>5</b>	<b>0</b>	<b>64.6</b>	<b>21</b>	<b>64</b>	<b>0</b>	<b>493</b>	<b>5</b>	<b>1-1 (60)</b>
Brenden Motley, r-Jr.	Sept. 12, 2015	Furman (G2)	16-24	233	2	0	4	38	1	271	3	W, 42-3	
	Sept. 19, 2015	at Purdue	15-24	220	2	0	15	24	1	244	3	W, 51-24	
<b>First 2 starts</b>			<b>31-48</b>	<b>453</b>	<b>4</b>	<b>0</b>	<b>64.6</b>	<b>19</b>	<b>62</b>	<b>2</b>	<b>515</b>	<b>6</b>	<b>2-0 (93)</b>
Michael Brewer, r-Jr.	Aug. 30, 2014	William & Mary (G1)	23-30	251	2	1	3	21	0	272	2	W, 34-9	
	Sept. 6, 2014	at #8 Ohio State	23-36	199	2	2	10	16	0	215	2	W, 35-21	
<b>First 2 starts</b>			<b>46-66</b>	<b>450</b>	<b>4</b>	<b>3</b>	<b>69.7</b>	<b>13</b>	<b>37</b>	<b>0</b>	<b>487</b>	<b>4</b>	<b>2-0 (69)</b>
Logan Thomas, r-So.	Sept. 3, 2011	Appalachian State (G1)	9-19	149	2	0	3	16	0	165	2	W, 66-13	
	Sept. 10, 2011	at East Carolina	8-20	91	0	1	12	67	0	158	0	W, 17-10	
<b>First 2 starts</b>			<b>17-39</b>	<b>240</b>	<b>2</b>	<b>1</b>	<b>43.6</b>	<b>15</b>	<b>83</b>	<b>0</b>	<b>323</b>	<b>2</b>	<b>2-0 (83)</b>
Tyrod Taylor, Fr.	Sept. 15, 2007	Ohio (G3)	18-31	287	0	0	10	8	1	295	1	W, 28-7	
	Sept. 22, 2007	William & Mary	6-13	72	1	0	5	52	0	124	1	W, 44-3	
<b>First 2 starts</b>			<b>24-44</b>	<b>359</b>	<b>1</b>	<b>0</b>	<b>54.5</b>	<b>15</b>	<b>60</b>	<b>1</b>	<b>419</b>	<b>2</b>	<b>2-0 (72)</b>
Sean Glennon, r-So.	Sept. 2, 2006	Northeastern (G1)	15-18	222	3	1	3	-2	0	220	3	W, 38-0	
	Sept. 9, 2006	at North Carolina	10-17	66	0	0	2	-4	0	62	0	W, 35-10	
<b>First 2 starts</b>			<b>25-35</b>	<b>288</b>	<b>3</b>	<b>1</b>	<b>71.4</b>	<b>5</b>	<b>-6</b>	<b>0</b>	<b>282</b>	<b>3</b>	<b>2-0 (73)</b>
Marcus Vick, r-Jr.	Sept. 4, 2005	at NC State (G1)	10-21	108	1	0	13	31	0	139	1	W, 20-16	
	Sept. 10, 2005	at Duke	12-19	172	3	1	4	-12	0	160	3	W, 45-0	
<b>First 2 starts</b>			<b>22-40</b>	<b>280</b>	<b>4</b>	<b>1</b>	<b>55.0</b>	<b>17</b>	<b>19</b>	<b>0</b>	<b>299</b>	<b>4</b>	<b>2-0 (65)</b>
Bryan Randall, So.	Sept. 12, 2002	#16 Marshall (G3)	5-12	101	0	0	7	36	0	137	0	W, 47-21	
	Sept. 21, 2002	at #19 Texas A&M	10-11	119	0	0	17	14	0	133	0	W, 13-3	
<b>First 2 starts</b>			<b>15-23</b>	<b>220</b>	<b>0</b>	<b>0</b>	<b>65.2</b>	<b>24</b>	<b>50</b>	<b>0</b>	<b>270</b>	<b>0</b>	<b>2-0 (60)</b>
Grant Noel, r-Jr.	Sept. 1, 2001	Connecticut (G1)	16-20	267	3	0	3	6	0	273	3	W, 52-10	
	Sept. 8, 2001	Western Michigan	13-25	144	1	0	7	11	1	155	2	W, 31-0	
<b>First 2 starts</b>			<b>29-45</b>	<b>411</b>	<b>4</b>	<b>0</b>	<b>64.4</b>	<b>10</b>	<b>17</b>	<b>1</b>	<b>428</b>	<b>5</b>	<b>2-0 (83)</b>
Michael Vick, r-Fr.	Sept. 4, 1999	James Madison (G1)	4-6	110	0	0	4	54	3	164	3	W, 47-0	
	Sept. 23, 1999	Clemson	7-17	88	0	3	12	41	0	129	0	W, 31-11	
<b>First 2 starts</b>			<b>11-23</b>	<b>198</b>	<b>0</b>	<b>3</b>	<b>47.8</b>	<b>16</b>	<b>95</b>	<b>3</b>	<b>293</b>	<b>3</b>	<b>2-0 (78)</b>
Dave Meyer, r-Fr.	Sept. 26, 1998	Pittsburgh (G4)	7-9	98	0	1	7	-7	0	91	0	W, 27-7	
	Sept. 11, 1999	UAB	12-21	144	1	3	6	-4	0	140	1	W, 31-10	
<b>First 2 starts</b>			<b>19-30</b>	<b>242</b>	<b>1</b>	<b>4</b>	<b>63.3</b>	<b>13</b>	<b>-11</b>	<b>0</b>	<b>231</b>	<b>1</b>	<b>2-0 (58)</b>
Nick Sorensen, r-Fr.	Nov. 1, 1997	UAB (G8)	7-15	84	1	2	8	65	0	149	1	W, 37-0	
	Oct. 8, 1998	at Boston College	6-10	72	0	2	16	-15	0	57	0	W, 17-0	
<b>First 2 starts</b>			<b>13-25</b>	<b>156</b>	<b>1</b>	<b>4</b>	<b>52.0</b>	<b>24</b>	<b>50</b>	<b>0</b>	<b>206</b>	<b>1</b>	<b>2-0 (54)</b>
Al Clark, r-Jr.	Aug. 30, 1997	at Rutgers (G1)	7-10	149	2	1	7	119	1	268	3	W, 59-19	
	Sept. 13, 1997	Syracuse	5-11	103	1	0	5	31	0	134	1	W, 31-3	
<b>First 2 starts</b>			<b>12-21</b>	<b>252</b>	<b>3</b>	<b>1</b>	<b>57.1</b>	<b>12</b>	<b>150</b>	<b>1</b>	<b>402</b>	<b>4</b>	<b>2-0 (90)</b>
Jim Druckenmiller, r-Jr.	Sept. 7, 1995	Boston College (G1)	21-42	296	1	0	2	-5	0	291	1	L, 14-20	
	Sept. 16, 1995	Cincinnati	12-32	135	0	3	14	25	0	160	0	L, 0-16	
<b>First 2 starts</b>			<b>33-74</b>	<b>431</b>	<b>1</b>	<b>3</b>	<b>44.6</b>	<b>16</b>	<b>20</b>	<b>0</b>	<b>451</b>	<b>1</b>	<b>0-2 (14)</b>
Treg Koel, r-Jr.	Oct. 24, 1992	#1 Miami (G7)	4-15	38	0	1	1	-9	0	31	0	L, 23-43	
<b>Only start</b>			<b>4-15</b>	<b>38</b>	<b>0</b>	<b>1</b>	<b>26.7</b>	<b>1</b>	<b>-9</b>	<b>0</b>	<b>31</b>	<b>0</b>	<b>0-1 (23)</b>
Maurice DeShazo, r-So.	Sept. 5, 1992	James Madison (G1)	5-8	195	2	0	9	46	1	241	3	W, 49-20	
	Sept. 12, 1992	at East Carolina	7-18	98	0	2	12	37	1	135	1	L, 27-30	
<b>First 2 starts</b>			<b>12-26</b>	<b>293</b>	<b>2</b>	<b>2</b>	<b>46.2</b>	<b>21</b>	<b>83</b>	<b>2</b>	<b>376</b>	<b>4</b>	<b>1-1 (76)</b>
Rodd Wooten, r-So.	Nov. 18, 1989	at NC State (G11)	9-16	146	0	1	7	-16	0	130	0	W, 25-23	
	Sept. 15, 1990	at East Carolina	4-9	38	0	0	3	1	0	39	0	W, 24-23	
<b>First 2 starts</b>			<b>13-25</b>	<b>184</b>	<b>0</b>	<b>1</b>	<b>52.0</b>	<b>10</b>	<b>-15</b>	<b>0</b>	<b>169</b>	<b>0</b>	<b>2-0 (49)</b>
Cam Young, r-Jr.	Nov. 5, 1988	at Louisville (G9)	15-23	137	0	1	12	-40	0	97	0	L, 3-13	
	Oct. 7, 1989	at #9 West Virginia	15-22	167	0	0	12	28	0	195	0	W, 12-10	
<b>First 2 starts</b>			<b>30-45</b>	<b>304</b>	<b>0</b>	<b>1</b>	<b>66.7</b>	<b>24</b>	<b>-12</b>	<b>0</b>	<b>292</b>	<b>0</b>	<b>1-1 (15)</b>
Will Furrer, r-Fr.	Sept. 3, 1988	at #4 Clemson (G1)	17-36	116	0	2	7	-47	0	69	0	L, 7-40	
	Sept. 10, 1988	East Carolina	13-18	158	0	0	2	-7	0	151	0	W, 27-16	
<b>First 2 starts</b>			<b>30-54</b>	<b>274</b>	<b>0</b>	<b>2</b>	<b>55.6</b>	<b>9</b>	<b>-54</b>	<b>0</b>	<b>220</b>	<b>0</b>	<b>1-1 (34)</b>
Erik Chapman, Sr.	Sept. 12, 1987	#10 Clemson (G1)	6-17	37	0	2	11	-48	0	-11	0	L, 22-10	
	Sept. 19, 1987	at Virginia	13-26	187	1	1	6	-13	0	174	1	L, 13-14	
<b>First 2 starts</b>			<b>19-43</b>	<b>224</b>	<b>1</b>	<b>3</b>	<b>44.2</b>	<b>17</b>	<b>-61</b>	<b>0</b>	<b>163</b>	<b>1</b>	<b>0-2 (35)</b>

# 17 FOOTBALL GAME NOTES

LAST MEETING



**EAST CAROLINA** 17  
**VIRGINIA TECH** 54

LANE STADIUM • BLACKSBURG, VA. • SEPTEMBER 24, 2016 • ATTENDANCE: 63,712

**BLACKSBURG** – Virginia Tech quarterback Jerod Evans threw three touchdown passes and ran for a score, and the Hokies made three big plays on special teams, as they scuttled the East Carolina Pirates 54-17 in a non-conference game Saturday afternoon at Lane Stadium.

The Hokies (3-1) scored on their final five possessions of the first half, including all four of their second-quarter possessions. They jumped out to a 38-0 halftime lead, overwhelming East Carolina (2-2) and snapping a two-game losing streak to the Pirates.

Evans completed 13 of 20 passes for a career-high 282 yards and rushed for a career-high 97 more. He entered the game having thrown an ACC-best 10 touchdown passes and has thrown just one interception on the season. He threw touchdown passes of 24 yards to Isaiah Ford, 13 yards to Travon McMillian and 45 yards to Cam Phillips.

Three of the big special teams plays came in the first half. Greg Stroman scored the Hokies' first touchdown on an 87-yard punt return in the first quarter, and a blocked field goal led to a touchdown pass from Evans to Ford. Phillips blocked a punt by East Carolina punter Worth Gregory in the second quarter, and the Hokies took advantage, scoring on a 13-yard pass from Evans to McMillian.

The other big special teams play came in the second half with the game already decided. ECU attempted a fake punt that the Hokies snuffed out and that led to a 1-yard run by Brenden Motley.

ECU quarterback Philip Nelson had 362 yards passing and two touchdown tosses to Jimmy Williams. The Pirates had 443 yards of offense, but committed the three special teams mistakes, fumbled once and were sacked six times.

## SCORING

EAST CAROLINA	0	0	14	3	-	17
VIRGINIA TECH	14	24	9	7	-	54

- VT (10:38 - 1st) - Greg Stroman 87 yd Punt Return (Joey Slye Kick)
- VT (01:46 - 1st) - Marshawn Williams 6 yd Rush (Joey Slye Kick)
- VT (10:31 - 2nd) - Isaiah Ford 24 yd Pass From Jerod Evans (Joey Slye Kick)
- VT (09:06 - 2nd) - Travon McMillian 13 yd Pass From Jerod Evans (Joey Slye Kick)
- VT (04:40 - 2nd) - Joey Slye 20 yd Field Goal
- VT (01:05 - 2nd) - Cam Phillips 55 yd Pass From Jerod Evans (Joey Slye Kick)
- ECU (14:49 - 3rd) - WILLIAMS, Jimmy 75 yd Pass From NELSON, Philip (VERITY, Jake Kick)
- VT (04:51 - 3rd) - Team Safety
- VT (04:27 - 3rd) - Jerod Evans 55 yd Rush (Joey Slye Kick)
- ECU (03:17 - 3rd) - WILLIAMS, Jimmy 70 yd Pass From NELSON, Philip (VERITY, Jake Kick)
- VT (12:21 - 4th) - Brenden Motley 1 yd Rush (Joey Slye Kick)
- ECU (06:32 - 4th) - VERITY, Jake 27 yd Field Goal

## TEAM STATS

	ECU	VT
First downs	16	18
Rushing yds.	35-81	45-167
Passing yds.	362	295
Return yds.	61	61
Passes	17-34-0	15-23-0
Punts-avg.	6-38.3	6-45.3
Fumbles-lost	0-0	0-0
Penalties-yds.	5-43	4-28
Time of poss.	29:57	30:03

## INDIVIDUAL STATS

**Rushing** — Virginia Tech, Evans 10-97, Rogers 9-29, Motley 5-26, McKenzie 4-11, McMillian 9-10, Williams 3-8, Ford 1-1. ECU, Scott 14-69, Summers 10-34, Anderson 2-5, Nelson 7- -11, Gregory 1- -15.

**Passing** — Virginia Tech, Evans 13-20-282-0, Motley 2-2-13-0, Ford 0-1-0-0. ECU, Nelson 17-34-362-0.

**Receiving** — Virginia Tech, Ford 4-117, Bradshaw 3-25, Hodges 2-47, Deablo 1-8, Wilson 1-5, Cunningham 1-13, Rogers 1-12, McMillian 1-13, Phillips 1-55. ECU, Jones 10-115, Williams 3-179, 2-44, 1-14, 1-10.

## FOOTBALL HISTORY

**All-Time Tech Record (1892- ; 124 seasons)**

<b>Overall</b> .....	731*-461-46
<b>Conference</b> .....	239-167-21
<b>In Blacksburg</b> .....	376-112-13
Behind Lane Hall (1892) .....	1-0-0
Sheib Field (1894-1901) .....	13-1-0
Gibboney Field (1902-08) .....	19-2-0
Miles Field (1909-25) .....	60-3-3
Miles Stadium (1926-64) .....	67-25-4
Lane Stadium (1965-; 53rd season) ..	216-81-6

On the road .....	201-217-14
Neutral sites .....	153-132-19
Televised games .....	211-102
Overtime games .....	6-6
When ranked .....	159-55-1
Opponent ranked .....	53-88-1
Both teams ranked .....	35-26
VT ranked higher .....	23-11
Opponent ranked higher .....	12-15

\* - includes forfeit by Temple during 1986 season

	Tech	Opp.
Total points scored (Ave.) ..	25,489 (21)	17,768 (14)
Most Points Scored .....	99 (1919).....77 (1973)	
Shutouts By (last) .....	248 (2017).....144 (1995)	
Largest Margin of Victory ..	99 (1919).....71 (1973)	
Smallest Margin of Victory ..	1 (2014).....1 (2004)	

## TECH IN OVERTIME (6-6)

Date	Opp.	Tech	Opp	Result	In
9/19/98	at Miami	27	20	W	OT
11/9/02	at Syracuse	42	50	L	3OT
11/15/03	at Temple	24	23	W	OT
1/3/12	vs. Michigan	20	23	L	OT
9/3/12	Ga. Tech	20	17	W	OT
11/17/12	at BC	30	23	W	OT
12/28/12	vs. Rutgers	13	10	W	OT
9/21/13	Marshall	29	21	W	3OT
11/16/13	Maryland	24	27	L	OT
11/22/14	at WF	3	6	L	2OT
10/24/15	Duke	43	45	L	4OT
11/21/15	UNC	27	30	L	OT

## POWER 5 LEADERS

### MOST WINS

1996-Present

1. Ohio State .....
2. Florida State.....
3. Oklahoma.....
4. **Virginia Tech** .....
5. Alabama .....

### MOST 10-WIN SEASONS

1999-Present

1. Oklahoma.....
2. **Virginia Tech** .....
3. Ohio State .....
4. TCU.....
5. Alabama .....

## HOKIES ON CURRENT NFL ROSTERS - 15

T	Duane Brown (DNR)	Houston
S	Kam Chancellor	Seattle
S	Chuck Clark	Baltimore
RB	Trey Edmunds	New Orleans
S	Antone Exum, Jr.	Minnesota
WR	Isaiah Ford (IR)	Miami
WR	Corey Fuller (IR)	New Orleans
CB	Kyle Fuller	Chicago
CB	Kendall Fuller	Washington
S	DeAngelo Hall (PUP)	Washington
TE	Bucky Hodges (IR)	Minnesota
LB	Dadi Nicolas (PUP)	Kansas City
FB	Sam Rogers (PS)	Los Angeles
QB	Tyrod Taylor	Buffalo
TE	Logan Thomas	Buffalo

\*As of Sept. 5 2017  
 IR - Injured Reserve  
 PS - Practice Squad  
 PUP - Reserve/Physically unable to perform  
 DNR - Did Not Report



L to R - Logan Thomas, Bucky Hodges, Nigel Williams, Tyrod Taylor; Front - Antone Exum Jr.

## TWO-TIME NFL COACH OF THE YEAR

Bruce Arians took a long and winding path before finally becoming an NFL head coach. This former Tech quarterback has a penchant for getting the best out of passers at the pro level with his notable pupils including Super Bowl champions Peyton Manning and Ben Roethlisberger, as well as the likes of Carson Palmer and Andrew Luck.

### BRUCE ARIANS

**Quarterback – Virginia Tech (1972-74)**

**Head Coach – Arizona Cardinals (2013-present)**

- Associated Press NFL Coach of the Year – Indianapolis Colts (2012)
- Associated Press NFL Coach of the Year – Arizona Cardinals (2014)



Bruce Arians (pictured above), a former Virginia Tech quarterback and currently the head coach of the Arizona Cardinals, proudly sporting his Hokies' swag.



Antone Exum, Jr. (L) and Kam Chancellor


## OTHER HOKIES IN NFL ROLES

<b>Malcolm Blaken</b>	Washington	Director of Player Development
<b>Eugene Chung</b>	Philadelphia	Assistant O-Line/Tight Ends/Run Game
<b>Keith Gray</b>	Philadelphia	Assistant Strength & Conditioning
<b>Torrian Gray</b>	Washington	Defensive Backs
<b>Chad Grimm</b>	Washington	Outside Linebackers
<b>Jeff King</b>	Chicago	Pro Scout
<b>Anthony Midget</b>	Houston	Assistant Secondary
<b>Chris Peduzzi</b>	Philadelphia	Head Athletic Trainer
<b>Nick Rapone</b>	Arizona	Defensive Backs
<b>Johnny Shelton</b>	Baltimore	Team Chaplain
<b>Nick Sorensen</b>	Seattle	Asst. Special Teams/Asst. DBs



# LANE STADIUM

## A TRUE HOMEFIELD ADVANTAGE



### NO. 1

#### Best Homefield Advantage in College Football (Rivals.com)

Lane Stadium doesn't blow people away by the brute strength of a massive stadium, but with knowledgeable fans that always reach a frenzied pitch at the right time, the Hokies make the most of their numbers.

Every good stadium has at least one end designed for deafening noise levels, and the enclosed South End Zone at Lane Stadium fits the bill perfectly. Holding more than 11,000 screaming Virginia Tech fans, the section amplifies noise and renders audibles useless. That's not to mention the isolation factor. With the nearest major airport nearly 45 minutes away, opponents' fans are never out in force at Lane Stadium.

### NO. 2

#### Best College Football Town in America (USA Today Survey)

### NO. 2

#### Scariest Venue for Opposing Teams (ESPN the Magazine)

The two loudest places I've ever seen a game are Lane Stadium and the Orange Bowl, but the Hokies' home crowd is a lot more consistent. The whole place rocks when they crank up "Enter Sandman." I remember watching a decent BC team go there on a Thursday night and completely melt down.

### NO. 2

#### Best Entrances in College Football (Sports Illustrated)

This entrance is one of the purest slices of Americana you will ever experience.

### NO. 6

#### College Football Stadium & Tailgate Fans Should Visit Before They Die (Bleacher Report)

### NO. 7

#### Loudest College Football Stadium (Bleacher Report)

## LANE STADIUM - HOME OF THE HOKIES

Rising high into the mountainous sky of the New River Valley, Virginia Tech's Lane Stadium enters its 53rd year of football competition in 2017. The Tech football team has enjoyed over two decades of success, going to 24 straight bowl games and winning 10 or more games eight straight seasons from 2004-11. A big part of that success is the home-field advantage the Hokies enjoy at Lane Stadium/Worsham Field.

Sitting at roughly 2,057 feet above sea level, the stadium is the second-highest among all FBS schools in the eastern United States, trailing only Appalachian State (3,300). Completed in 1965, Lane Stadium/Worsham Field has gone through numerous changes, renovations and additions. But through it all, it has always been regarded as one of the finest places to watch – and toughest places for opponents to play – a college football game.

## THE HOKIE STONE

Before each home football game, Virginia Tech football players and coaching staff enter Lane Stadium through a tunnel. On the stadium-side entrance to Worsham Field, they pass beneath a Hokie Stone, which they touch for good luck and is flanked by these words: "For those who have passed. For those to come ... Reach for Excellence."

## ENTER SANDMAN

The history behind Virginia Tech's use of Metallica's "Enter Sandman" started during the 2000 season. That summer, Tech added a new scoreboard to Lane Stadium and the athletics marketing team decided to use the song for an entrance video. The group considered "Welcome to the Jungle" by Guns N' Roses and "Sirius" by the Alan Parsons Project before settling on "Enter Sandman." As the song played on one chilly evening prior to team's entrance, members of the Marching Virginians began to jump up and down in rhythm in an effort to stay warm. The Lane Stadium crowd followed suit and the jumping hasn't stopped since.

## MILESTONE GAMES

	DATE	OPPONENT	RESULT
Inaugural Game & Win	10/2/65	William & Mary	W 9-7
First Televised Game	10/29/66	Florida State	W 23-21
First Night Game	11/25/82	Virginia	W 21-14
First Win Under Beamer	10/3/87	Navy	W 31-11
First ESPN Game	11/24/90	Virginia	W 38-13
Worsham Field Dedicated	9/5/92	James Madison	W 49-10
First BIG EAST Game	9/26/92	West Virginia	L 16-7
First BIG EAST Win	10/16/93	Temple	W 55-7
100th Win	9/22/94	West Virginia	W 34-6
First Thursday Night Game	9/22/94	West Virginia	W 34-6
Program's 1,000th Game	9/4/99	James Madison	W 47-0
First College Gameday Appearance	10/16/99	Syracuse	W 62-0
First ACC Game & Win	9/18/04	Duke	W 41-17
200th Win	10/13/12	Duke	W 41-20
Beamer's Final Home Win	10/9/15	N.C. State	W 28-13
Beamer's Final Home Game	11/21/15	North Carolina	L 30-27 OT
300th Game	11/20/16	Miami	W, 37-16
First Win Under Fuente	9/3/17	Liberty	W, 36-13

## LANE STADIUM

### FAST FACTS

Capacity.....	66,233
Seasons.....	53rd in 2017
Inaugural Season.....	1965
Construction Began.....	April 1964
New Press Box/West Side Completed.....	2006
South End Zone Expansion Completed.....	2002
Longest Tech Win Streak.....	16 games (9/4/99 – 10/13/01)
Elevation Above Sea Level.....	2,057 feet



# VIRGINIA TECH INDOOR PRACTICE FACILITY



**2** 737 jets can fit inside the building (nose to tail)



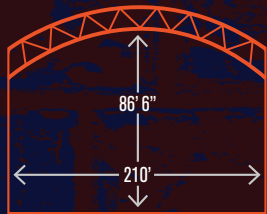
**26,500** Square feet of glass and translucent panels, which is just over half an acre



**11,213** Square feet of Hokie Stone on the facade

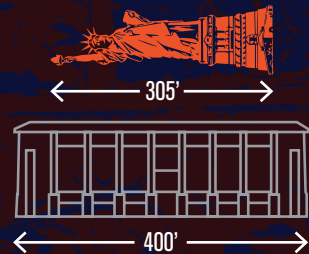
**1,200** Tons of specially engineered steel were utilized

Over 86 feet from the field to the bottom of the truss — a must for the kicking game!



**86 feet 6 inches**

The Statue of Liberty could easily fit inside the facility



**7,905,108**

Cubic feet of space, enough room to fill

**89 OLYMPIC POOLS**

**60,000**

Square feet of precast concrete panels with the majority of weighing over

**18 TONS**

**8**

UT PROSIM

Porticoes feature the same values as the eight pylons of Virginia Tech's War Memorial: Brotherhood, Honor, Leadership, Sacrifice, Service, Loyalty, Duty and Ut Prosim



## 2017 VIRGINIA TECH FOOTBALL ROSTERS

#	NAME	POS	#	NAME	VL	POS	HT	WT	YR	HOMETOWN	HS/LAST SCHOOL
2	Hendon Hooker	QB	36	Adonis Alexander	2	CB	6' 3"	197	Jr.	Charlotte, N.C.	Independence
2	Tyree Rodgers	DB	23	Rayshard Ashby	-	LB	5' 10"	227	Fr.	Chesterfield, Va.	L.C. Bird High School
3	Greg Stroman	CB	63	Daniel Bailey	-	OL	6' 3"	300	r-So.	Abingdon, Va.	Abingdon
4	Tim Settle	DT	40	Emmanuel Belmar	1	DE	6' 2"	240	r-Fr.	Suwanee, Ga.	Collins Hill
5	Cam Phillips	WR	42	Cole Blaker	-	TE	6' 3"	230	Fr.	Narrows, Va.	Narrows
5	Ryan Willis	QB	91	Oscar Bradburn	-	P	6' 1"	202	Fr.	Sydney, Australia	Sydney Secondary College
6	AJ Bush	QB	53	Aiden Brown	-	OL	6' 2"	273	Fr.	Silver Spring, Md.	Bullis School
6	Mook Reynolds	DB	43	Xavier Burke	-	DL	6' 3"	282	r-So.	Lawrenceville, Va.	Brunswick
7	Devon Hunter	DB	6	AJ Bush	-	QB	6' 4"	225	r-Jr.	Atlanta, Ga.	Norcross/Iowa Western CC
8	Phil Patterson	WR	52	Austin Cannon	-	OL	6' 2"	314	r-Fr.	Mechanicsville, Va.	Atlee/Fork Union
8	Ricky Walker	DT	86	C.J. Carroll	1	WR	5' 8"	173	r-Jr.	Olney, Md.	Our Lady of Good Counsel
9	Drake Deluliis	TE	65	Matt Christ	-	OL	6' 3"	273	r-So.	Sterling, Va.	Dominion
9	Khalil Ladler	DB	61	Kyle Chung	-	OL	6' 3"	302	Sr.	Ponte Vedra Beach, Fla.	Ponte Vedra
11	Jack Click	QB	89	James Clark	-	WR	5' 10'	185	r-Sr.	New Smyrna Beach, Fla.	Ohio State
11	Houshun Gaines	DE	11	Jack Click	-	QB	6' 3"	215	r-So.	Glen Allen, Va.	Deep Run/Fork Union
12	Henri Murphy	WR	87	Tre Coghill III	-	WR	5' 11"	161	Fr.	Fredericksburg, Va.	Mountain View
13	Caleb Farley	WR	85	Chris Cunningham	1	TE	6' 2"	241	r-So.	Jacksonville, Fla.	Atlantic Coast
13	Jalen Holston	RB	39	Sean Daniel	-	WR	5' 9"	180	r-So.	Chesapeake, Va.	Oscar Smith
15	Sean Savoy	WR	17	Divine Deablo	1	DB	6' 3"	210	So.	Winston-Salem, N.C.	Mount Tabor
16	Coleman Fox	RB	35	Zion Debose	-	DE	6' 1"	244	Fr.	Salisbury, N.C.	North Rowan
17	Divine Deablo	DB	9	Drake Deluliis	-	TE	6' 5"	235	Fr.	Charlotte, N.C.	Providence
17	Josh Jackson	QB	81	Samuel Denmark	-	WR	6' 0"	187	r-Fr.	Huger, S.C.	Hanahan
18	Raymon Minor	DE	60	Silas Dzansi	-	OL	6' 5"	305	Fr.	Woodbridge, Va.	C.D. Hylton
18	Chase Mummau	QB	22	Terrell Edmunds	2	S	6' 2"	220	r-Jr.	Danville, Va.	Dan River
19	Hezekiah Grimsley	WR	49	Tremaine Edmunds	2	LB	6' 5"	250	Jr.	Danville, Va.	Dan River
20	Deon Newsome	S	31	Brandon Facyson	3	CB	6' 2"	197	Sr.	Newnan, Ga.	Northgate
21	Reggie Floyd	S	13	Caleb Farley	-	WR	6' 2"	192	Fr.	Hickory, N.C.	Maiden
22	Terrell Edmunds	S	21	Reggie Floyd	-	S	6' 0"	218	So.	Manassas, Va.	Stonewall Jackson
23	Rayshard Ashby	LB	16	Coleman Fox	-	RB	5' 11"	200	r-So.	Salem, Va.	Salem
24	Anthony Shegog	LB	47	Darius Fullwood	-	DT	6' 3"	282	r-So.	College Park, Md.	Our Lady of Good Counsel
26	Jovonn Quillen	DB	11	Houshun Gaines	1	DE	6' 3"	245	r-So.	Rocky Mount, N.C.	Nash Central
27	Justin Hairston	WR	64	Eric Gallo	3	C	6' 2"	300	Sr.	Richboro, Pa.	Council Rock South
27	Shawn Payne	CB	45	TyJuan Garbutt	-	DE	6' 1"	221	Fr.	Fredericksburg, Va.	Riverbend
28	Bryce Watts	DB	59	J'Bril Glaze	-	DL	6' 1"	270	Fr.	Tampa, Fla.	Jefferson
29	Dalton Keene	TE	41	Jaylen Griffin	-	LB	6' 1"	238	Fr.	Rome, Ga.	Rome
29	Ishmiel Seisay	DB	48	Daniel Griffith	-	LB	6' 0"	230	r-Fr.	Suffolk, Va.	Nansemond-Suffolk Academy
30	Jordan Jefferson	WR	19	Hezekiah Grimsley	-	WR	6' 0"	172	Fr.	Williamsburg, Va.	Lafayette
31	Brandon Facyson	CB	27	Justin Hairston	-	WR	6' 0"	176	Fr.	Manassas, Va.	Osborn Park
32	Steven Peoples	RB	90	Casey Harman	-	TE	6' 3"	242	r-So.	Swords Creek, Va.	Honaker
33	Deshawn McCleese	RB	89	Damon Hazelton	-	WR	6' 2"	215	r-Fr.	Baltimore, Md.	Ball State
34	Travon McMillian	RB	55	Jarrod Hewitt	-	DT	6' 1"	285	r-Fr.	Venice, Fla.	Venice
35	Zion Debose	DE	94	Trevon Hill	1	DE	6' 3"	245	r-So.	Virginia Beach, Va.	Salem
36	Adonis Alexander	CB	13	Jalen Holston	-	RB	5' 11"	219	Fr.	Stockbridge, Ga.	Stockbridge
37	Devante Smith	DB	2	Hendon Hooker	-	QB	6' 4"	216	Fr.	Greensboro, N.C.	Dudley
38	Rico Kearney	LB	76	Jarrett Hopple	-	OL	6' 7"	305	r-Fr.	Suffolk, Va.	Nansemond River
39	Sean Daniel	WR	75	Zachariah Hoyt	-	OL	6' 4"	298	r-Fr.	Salem, Va.	Salem
39	Tyrone Thornton	DB	56	Sean Huelskamp	3	LB	6' 1"	225	r-Sr.	Centreville, Va.	Chantilly
40	Emmanuel Belmar	DE	7	Devon Hunter	-	DB	6' 0"	216	Fr.	Chesapeake, Va.	Indian River
40	Trey Skeens	RB	17	Josh Jackson	-	QB	6' 1"	215	r-Fr.	Ann Arbor, Mich.	Saline
41	Jaylen Griffin	LB	71	T.J. Jackson	-	T	6' 6"	320	r-Fr.	Cumberland, Va.	Cumberland County
41	John Jennings	DB	30	Jordan Jefferson	-	WR	5' 8"	180	r-Fr.	Goochland, Va.	Goochland
42	Cole Blaker	TE	41	John Jennings	-	DB	5' 11"	172	Jr.	Clifton, Va.	Centreville
43	Xavier Burke	DL	93	Brian Johnson	-	K	6' 1"	180	r-Fr.	Washington, D.C.	Gonzaga
44	Dylan Rivers	LB	38	Rico Kearney	-	LB	6' 0"	230	Fr.	Jacksonville, Fla.	Mandarin
44	Terius Wheatley	RB	50	Patrick Kearns	-	OL	6' 5"	290	r-Fr.	Adairsville, Ga.	Darlington School
45	TyJuan Garbutt	DE	29	Dalton Keene	-	TE	6' 4"	240	Fr.	Littleton, Colo.	Chatfield
46	Joey Slye	K	68	Connor Kish	-	OL	6' 2"	295	r-So.	Oceanside, Calif.	El Camino
47	Darius Fullwood	DT	70	Kevin Kish	-	OL	6' 2"	292	r-So.	Oceanside, Calif.	El Camino
48	Daniel Griffith	LB	61	Joe Koshuta	-	DL	6' 1"	253	r-So.	Vienna, Va.	Madison
49	Tremaine Edmunds	LB	83	Eric Kumah	1	WR	6' 2"	220	So.	Woodbridge, Va.	Forest Park
50	Patrick Kearns	OL	9	Khalil Ladler	-	DB	5' 11"	180	r-Fr.	Stone Mountain, Ga.	IMG Academy
52	Austin Cannon	OL	33	Deshawn McCleese	-	RB	5' 9"	190	r-So.	Chesapeake, Va.	Oscar Smith
53	Aiden Brown	OL	34	Travon McMillian	2	RB	6' 0"	210	r-Jr.	Woodbridge, Va.	C.D. Hylton
53	Trent Young	LB	99	Vinny Mihota	2	DE	6' 5"	270	r-Jr.	Fredericksburg, Va.	Massaponax
54	Andrew Motuapuaka	LB	18	Raymon Minor	-	DE	6' 2"	245	r-Jr.	Ashland, Va.	Benedictine



		#	NAME	VL	POS	HT	WT	YR	HOMETOWN	HS/LAST SCHOOL	
54	Lecitus Smith	TE									
55	Jarrod Hewitt	DT	77	Demetri Moore	-	OL	6' 6"	302	r-Jr.	Fairborn, Ohio	Huffman
56	Sean Huelskamp	LB	54	Andrew Motuapuaka	3	LB	6' 0"	236	r-Sr.	Virginia Beach, Va.	Salem
57	Wyatt Teller	G	18	Chase Mummau	-	QB	6' 2"	192	r.-Fr.	Mechanicsville, Va.	Lee-Davis
58	Nathan Proctor	DE	12	Henri Murphy	-	WR	5' 10"	190	Jr.	Pine Bluff, Ark.	Dollarway/East Central CC
58	Zack Treser	LB	20	Deon Newsome	2	S	5' 11"	200	r-Sr.	Hampton, Va.	Hampton
59	J'Bril Glaze	DL	69	Yosuah Nijman	2	T	6' 7"	320	Jr.	Maplewood, N.J.	Columbia/Fork Union
60	Silas Dzansi	OL	67	Parker Osterloh	2	T	6' 8"	325	r-Sr.	Williamsburg, Va.	Warhill
61	Kyle Chung	OL	8	Phil Patterson	-	WR	6' 2"	193	r-Fr.	Virginia Beach, Va.	Bayside
61	Joe Koshuta	DL	27	Shawn Payne	-	CB	6' 3"	189	r-Jr.	Chesterfield, Va.	L.C. Bird
62	D'Andre Plantin	OL	32	Steven Peoples	1	RB	5' 9"	220	Jr.	Galax, Va.	Galax
63	Daniel Bailey	OL	80	Colt Pettit	1	TE	6' 3"	265	r-So.	Deshler, Ohio	Patrick Henry
64	Eric Gallo	C	74	Braxton Pfaff	1	OL	6' 5"	308	r-Jr.	Lynchburg, Va.	Liberty Christian Academy
65	Matt Christ	OL	5	Cam Phillips	3	WR	6' 0"	202	Sr.	Laurel, Md.	DeMatha
67	Parker Osterloh	T	88	Kalil Pimpleton	-	WR	5' 8"	170	Fr.	Muskegon, Mich.	Muskegon
68	Connor Kish	OL	62	D'Andre Plantin	-	OL	6' 5"	301	r-So.	Norcross, Ga.	Norcross
69	Yosuah Nijman	T	98	Robert Porcher IV	-	DE	6' 1"	262	Fr.	Orlando, Fla.	Dr. Phillips
70	Kevin Kish	OL	58	Nathan Proctor	-	DE	6' 2"	224	Fr.	Indian Head, Md.	Lackey
71	T.J. Jackson	T	26	Jovonn Quillen	1	DB	6' 0"	187	So.	Hampton, Va.	Hampton
74	Braxton Pfaff	OL	97	Austin Reeves	-	DB	6' 0"	207	Fr.	Huntersville, N.C.	Davidson Day School
75	Zachariah Hoyt	OL	6	Mook Reynolds	2	DB	6' 0"	191	Jr.	Greensboro, N.C.	Northern Guilford
76	Jarrett Hopple	OL	44	Dylan Rivers	-	LB	6' 1"	233	Fr.	Sherando, Va.	Sherando
77	Demetri Moore	OL	2	Tyree Rodgers	-	DB	6' 1"	185	r-Fr.	Camden, N.J.	Camden Catholic
79	Tyrell Smith	OL	15	Sean Savoy	-	WR	5' 9"	188	Fr.	Washington, D.C.	Woodrow Wilson
80	Colt Pettit	TE	29	Ishmiel Seisay	-	DB	5' 9"	195	r-So.	Springfield, Va.	St. Stephen's & St. Agnes
81	Samuel Denmark	WR	4	Tim Settle	1	DT	6' 3"	335	r-So.	Manassas, Va.	Stonewall Jackson
83	Eric Kumah	WR	24	Anthony Shegog	3	LB	6' 2"	230	r-Sr.	Stafford, Va.	North Stafford
85	Chris Cunningham	TE	40	Trey Skeens	-	RB	5' 11"	215	r-So.	Wytheville, Va.	George Wythe
86	C.J. Carroll	WR	46	Joey Slye	3	K	5' 11"	213	Sr.	Stafford, Va.	North Stafford
87	Tre Coghill III	WR	37	Devante Smith	-	DB	6' 1"	202	Fr.	Manassas, Va.	Stonewall Jackson
87	Colton Taylor	LS	54	Lecitus Smith	-	TE	6' 3"	276	Fr.	Fitzgerald, Ga.	Fitzgerald
88	Kalil Pimpleton	WR	79	Tyrell Smith	1	OL	6' 3"	301	r-So.	N. Brunswick, N.J.	Don Bosco Prep/Cushing
89	James Clark	WR	92	Jordan Stout	-	K	6' 2"	182	Fr.	Honaker, Va.	Honaker
89	Damon Hazelton	WR	3	Greg Stroman	3	CB	6' 0"	181	Sr.	Bristow, Va.	Stonewall Jackson
90	Casey Harman	TE	87	Colton Taylor	1	LS	6' 1"	223	r-Sr.	Salem, Va.	Salem
91	Oscar Bradburn	P	96	Jimmie Taylor	-	DT	6' 2"	256	r-Fr.	Jacksonville, N.C.	Southwest-Onslow
92	Jordan Stout	K	57	Wyatt Teller	3	G	6' 5"	315	r-Sr.	Bealeton, Va.	Liberty
93	Brian Johnson	K	39	Tyrone Thornton	-	DB	5' 9"	197	r-So.	Boston, Mass.	Newton South
94	Trevon Hill	DE	58	Zack Treser	-	LB	6' 5"	222	r-So.	Blacksburg, Va.	Blacksburg
96	Jimmie Taylor	DT	8	Ricky Walker	1	DT	6' 2"	300	r-Jr.	Hampton, Va.	Bethel
97	Austin Reeves	DB	28	Bryce Watts	-	DB	6' 0"	167	Fr.	Toms River, N.J.	Toms River North
98	Robert Porcher IV	DE	44	Terius Wheatley	-	RB	6' 0"	192	Fr.	Ann Arbor, Mich.	Pioneer
99	Vinny Mihota	DE	5	Ryan Willis	-	QB	6' 4"	220	Jr.	Overland Park, Kan.	Bishop Miege/Kansas
			53	Trent Young	1	LB	5' 10"	215	r-Jr.	Richmond, Va.	Douglas Freeman

## COACHING STAFF

### SIDELINE

Justin Fuente	Head Coach
Bud Foster	Assoc. Head Coach/Defensive Coordinator/Linebackers
Galen Scott	Assistant Head Coach/Safeties
Vance Vice	Offensive Line
James Shibest	Special Teams Coordinator/Tight Ends
Holmon Wiggins	Wide Receivers
Charley Wiles	Defensive Line

### PRESS BOX

Zohn Burden	Running Backs
Brad Cornelsen	Offensive Coordinator/Quarterbacks
Brian Mitchell	Cornerbacks

## PRONUNCIATION GUIDE

ZOHN Burden (Coach)	ZONN	VINNY MIHOTA	muh-HOE-ta
Matt CHRIST	CRIST	RAYMON Minor	RAY-mahn
Brad CORNELSEN (Coach)	CORNELL-son	Andrew MOTUAPUAKA	mo-TOO-uh-poo-WAH-kuh
ZION DEBOSE	ZEYE-in de-BOHZ	Chase MUMMAU	MOO-ma
Drake DEIULIIS	DUEL-ee-is (like Julius)	YOSUAH NIJMAN	YOSH-u-ah NYJ-man
Silas DZANSI	JAN-zee	Parker OSTERLOH	OH-ster-low
Terrell Edmunds	tuh-RELL	Colt PETTIT	PET-it
Brandon FACYSON	FAY-sin (rhymes with Jason)	Braxton PFAFF	FAFF
HOUSHUN Gaines	HOW-shun	KALIL Pimpleton	kuh-LEEL
J'BRIL Glaze	juh-BRILL	JOVONN Quillen	joe-VAHN
HEZEKIAH Grimsley	hez-eh-KEYE-uh	Sean SAVOY	suh-VOY
JARROD Hewitt	Jared	Ish SEISAY	SEE-say
Sean HUELSKAMP	HULES-camp	Anthony SHEGOG	shih-GOG
DEVON Hunter	DEVIN	James SHIBEST (Coach)	SHE-best
Joe KOSHUTA	co-SHOOT-uh	LECITUS Smith	luh-SEE-tis
Eric KUMAH	COO-muh	Zach TRESER	TRESS-er
KHALIL Ladler	kuh-LEAL	TERIUS Wheatley	TARE-ee-is
Travon McMILLIAN	mick-MILL-en		

# 17 FOOTBALL GAME NOTES

Unofficial Depth Chart (as of 9/11/17)

## FS

**22 Te. Edmunds**  
6-2 • 220 • r-Jr.  
**17 Deablo**  
6-3 • 210 • So.

## ROVER

**21 Floyd**  
6-0 • 218 • So.  
**7 Hunter**  
6-0 • 216 • Fr.

## DEFENSE

## RCB

**36 Alexander**  
6-3 • 197 • Jr.  
**31 Facyson**  
6-2 • 197 • r-Sr.

## LCB

**3 Stroman**  
6-0 • 181 • Sr.  
**28 Watts**  
6-0 • 167 • Fr.

## WHIP

**6 Reynolds**  
6-0 • 191 • Jr.  
**20 Newsome**  
5-11 • 200 • r-Sr.

## MLB

**54 Motuapuaka**  
6-0 • 233 • r-Sr.  
**56 Huelskamp**  
6-1 • 225 • r-Sr.

## LOLB

**49 Tr. Edmunds**  
6-5 • 250 • Jr.  
**24 Shegog**  
6-2 • 230 • r-Sr.

## RDE

**94 Hill**  
6-3 • 245 • r-So  
**40 Belmar**  
6-2 • 240 • r-Fr.

## NT

**4 Settle**  
6-3 • 335 • r-So.  
**96 Taylor**  
6-2 • 256 • r-Fr.

## DT

**8 Walker**  
6-2 • 300 • r-Jr.  
**55 Hewitt**  
6-1 • 285 • r-Fr.

## LDE

**99 Mihota**  
6-5 • 270 • r-Jr.  
**11 Gaines**  
6-3 • 245 • r-So.

## OFFENSE

## WR

**5 Phillips**  
6-0 • 202 • Sr.  
**19 Grimsley**  
6-0 • 172 • Fr.

## LT

**69 Nijman**  
6-7 • 320 • Jr.  
**71 T. Jackson**  
6-6 • 320 • r-Fr.

## LG

**57 Teller**  
6-5 • 315 • r-Sr.  
**77 Moore**  
6-6 • 302 • r-Jr.

## C

**64 Gallo**  
6-2 • 300 • Sr.  
**75 Hoyt**  
6-4 • 298 • r-Fr.

## RG

**74 Pfaff**  
6-5 • 308 • r-Jr.  
**62 Plantin**  
6-5 • 301 • r-So.

## RT

**61 Chung**  
6-3 • 302 • r-Sr.  
**79 T. Smith**  
6-3 • 301 • r-So.

## WR

**83 Kumah**  
6-2 • 220 • So.  
**89 Clark**  
5-10 • 185 • r-Sr.

## WR

**86 Carroll**  
5-8 • 173 • r-Jr.  
**15 Savoy**  
5-9 • 188 • Fr.

## QB

**17 J. Jackson**  
6-1 • 215 • r-Fr.  
**6 Bush**  
6-4 • 225 • r-Jr.

## RB

**32 Peoples**  
5-9 • 220 • Jr.  
-or-  
**34 McMillian**  
6-0 • 210 • r-Jr.

## TE

**29 Keene**  
6-4 • 240 • Fr.  
-or-  
**85 Cunningham**  
6-2 • 241 • r-So.

## SPECIALISTS

### K

**46 Slye**  
5-11 • 213 • Sr.  
**93 Johnson**  
6-1 • 180 • So.

### P

**91 Bradburn**  
6-1 • 202 • Fr.  
**92 Stout**  
6-2 • 182 • Fr.

### KR

**89 Clark**  
5-10 • 185 • r-Sr.  
**6 Reynolds**  
6-0 • 191 • Jr.

### PR

**3 Stroman**  
6-0 • 180 • Jr.  
**86 Carroll**  
5-8 • 167 • r-So.

### KO

**46 Slye**  
5-11 • 213 • Sr.  
**93 Johnson**  
6-1 • 180 • So.

### H

**91 Bradburn**  
6-1 • 202 • Fr.  
**86 Carroll**  
5-8 • 173 • r-Jr.

### PS

**87 Taylor**  
6-1 • 223 • r-Sr.  
**96 Reeves**  
6-0 • 207 • Fr.

### KS

**87 Taylor**  
6-1 • 223 • r-Sr.  
**96 Reeves**  
6-0 • 207 • Fr.

## VIRGINIA TECH STRATEGIC COMMUNICATIONS

Monday	Tuesday	Wednesday	Thursday	Friday	Saturday	Sunday
Media Interviews 11:30 A.M. Cassell Media Center ▪ Fuente and selected players	Media Interviews 1 P.M. Cassell Media Center	ACC Teleconference 11:50 A.M. ▪ Coach Fuente	No availability  No availability	No availability  No availability	<b>VT at East Carolina</b> ▪ Postgame: Fuente, Foster, select players	No availability

▪ **MONDAY - MEDIA LUNCHEON:** Mondays, media members are invited to Cassell Coliseum to take part in a press conference with Coach Justin Fuente in the Cassell Media Center. A light lunch is served at 11:30 a.m. with interviews beginning at 12 p.m., with Coach Fuente starting at the podium. Coach Fuente will not be available pre-practice on Tuesday.

The press conference will be streamed and archived on the Virginia Tech Athletics Facebook page, Facebook.com/HokieSports. Highlights from the availability will be available on HokieSports.com.

Media may ONLY park in the softball/track lot without a visitor's pass. Tickets will be the responsibility of the offender.

▪ **TUESDAY - MEDIA INTERVIEWS:** Tuesdays, selected individuals will be available pre-practice. These interviews will take place in the Cassell Media Center at approximately 1 p.m.

The press conference will be streamed and archived on Periscope via the Virginia Tech football Twitter account, @VT\_Football. Highlights from the availability will be available on HokieSports.com.

Media may ONLY park in the softball/track lot without a visitor's pass. Tickets will be the responsibility of the offender

▪ **WEDNESDAY - ACC TELECONFERENCE:** The ACC football coaches will be featured on a weekly teleconference, beginning Wednesday, Aug. 30 and continuing each Wednesday until Nov. 15. The final teleconference will be on Tuesday, Nov. 21, due to the Thanksgiving holiday. Each coach will be available for 10 minutes, with Coach Justin Fuente scheduled to start at 11:50 a.m.

Members of the media can secure the number by contacting the ACC office at (336) 851-6062.

▪ **ACC VIDEO CLIP SERVICE:** ACC Advanced Media will utilize the ACC Video Clip Service (AVCS) to provide football highlights and press conference excerpts to broadcast media across the conference footprint. This service will provide video content to media outlets in a more timely fashion, in an easy to access and download format, at no cost. To register for the AVCS contact Scott McBurney, Assistant Commissioner/ACC Advanced Media, at smcburney@theacc.org or call 336.369.4646.

▪ **WWW.HOKIESPORTS.COM:** The official web site of Virginia Tech athletics is home to all the football knowledge you need. Schedules, results, rosters, bios, stats, general releases and game notes can be found here and are always up to date. The Gameday section (only available for home games) has live stats, radio and television coverage information and other pertinent information.

▪ **HOKIESPORTS.COM/MEDIA:** This media-only, password-protected web site is designed to make the media's job easier. Here you will find high-resolution, color head shots of every Tech football player and coach available to download, along with logos and other information.

▪ **HOKIESPORTS.COM/MEDIA/CREDENTIALS:** Tech's online site to request single-game press box or photo credentials. No email requests please!

▪ **WWW.THEACC.COM:** Updated standings, results, schedules, stats and notes are on the site each week during the season.

▪ **WWW.COLLEGEPRESSBOX.COM:** collegepressbox.com is the official media web site for ACC football. Access and download weekly game notes, quotes, stats, media guides and more for the conference and each of its 12 member schools. Login information will be distributed to accredited media or you can apply for a password by sending an e-mail to password@collegepressbox.com.

### JUST VIRGINIA TECH, PLEASE

- While the full name of the school is Virginia Polytechnic Institute and State University, the school is commonly referred to as "Virginia Tech."
- Founded in 1872, as Virginia Agricultural and Mechanical College, the university changed its name to Virginia Polytechnic Institute in 1896.
- Fans of the athletic department, as well as media covering the Hokies, shortened the name to VPI, but it eventually became Virginia Tech.
- The "State University" was added in 1970 to bring the official title to what it is today.
- Those covering Hokie athletics are asked to refer to the university as simply "Virginia Tech."
- **Virginia Tech University, VPI and SU, VPI&SU, VT or VA Tech are not recognized names and should not be used.**

## WHO TO CONTACT

### STRATEGIC COMMUNICATIONS OFFICE

21 Beamer Way  
Room 460, Jamerson Athletic Center  
Blacksburg, Va. 24061  
Office: (540) 231-6726 ▪ Fax: (540) 231-6984

### Virginia Tech Football Contacts

Requests for Coaches, Players  
Associate AD, Strategic Communications  
Pete Moris  
540.231.9965 | morisvt@vt.edu

Requests for Credentials  
Associate Dir., Strategic Communications  
Peter Long  
540.231.3387 | lpetervt@vt.edu

Requests for Photographs  
Director, Photography and Design  
Dave Knachel  
540.231.1838 | dknachel@vt.edu

Requests for Virginia Tech Radio  
Assistant Director of Broadcast Services  
Andrew Allegretta  
540.961.7604 ext. 5  
| andrew.allegretta@img.com

## WHAT IS A HOKIE?

- That's the most frequently asked question regarding Virginia Tech athletics. The answer leads back to 1896 when Virginia Agricultural and Mechanical College changed its name to Virginia Polytechnic Institute.
- With the change came the necessity for writing a new cheer and a contest for such a purpose was held by the student body. Senior O.M. Stull won first prize for his "Old Hokie" yell which still is used today.
- Later, when asked if "Hokie" had any special meaning, Stull explained the words he used had no hidden or symbolic meaning, but had been thought up in an effort to get attention.
- Hokie soon became a nickname for all Tech teams and for those people loyal to Tech athletics.
- Following is the "Old Hokie" yell in its original form:

**Hoki, Hoki, Hoki Hy!  
Tech! Tech! V.P.I.!  
Sola-Rex Sola-Rah  
Polytech-Vir-gin-i-a!!  
Rae, Ri, V.P.I.**



## POSITION NOTES

### QUARTERBACKS

#### #17 JOSH JACKSON

QB | 6-1 | 215 | R-Fr. | Ann Arbor, Mich. | Saline

• Threw for 222 yards on 16 of 28 passing with two TD passes vs. Delaware (9/9).

• First Tech QB to win first two career starts since Brenden Motely (2015) and pass for 222+ yards since 1987.

• 577 yards of total offense over his first two career starts is the most for Tech QB since 1987.

• **ACC Rookie of the Week (9/5).**

• **CBS Sports Freshman of the Week (9/5).**

• Finished with 235 passing yards and 101 rushing yards with two total TDs vs. West Virginia (9/3).

• First QB to throw for 200+ yards and rush for 100+ yards in a game since Logan Thomas vs. Duke (10/26/13).

• Rushing total vs. WVU was the most for a Tech QB in their first game since 1987 and the most in their first career start since 1997 (Al Clark vs. Rutgers, 119).

• Spent the 2016 season redshirting.

• **The first true or redshirt freshman QB to start a game for the Hokies since Tyrod Taylor vs. Ohio (9/15/07).**

• **The first true or redshirt freshman QB to start a season opener for the Hokies since Michael Vick vs. James Madison on 9/4/99.**

• Older brother, Jeremy, played WR at Michigan.

• **Son of longtime college coach Fred Jackson, whose career included a stint at Michigan (1992-2014).**

#### PASSING STATS

YEAR	GP/GS	EFFIC.	CMP	ATT	PCT.	YDS	TD	LNG	INT
2017	2/2	146.83	31	54	57.4	457	3	39	0

#### RUSHING STATS

YEAR	ATT	YDS	YPC	LNG	TD
2017	19	120	6.3	46	1

#### CAREER HIGHS

<b>Completions</b>	16 vs. Delaware 9/9/17
<b>Attempts</b>	28 vs. Delaware 9/9/17
<b>Passing TDs</b>	2 vs. Delaware 9/9/17
<b>Passing Yards</b>	235 vs. West Virginia 9/3/17
<b>Rushing Attempts</b>	11 vs. West Virginia 9/3/17
<b>Rushing Yards</b>	106 vs. West Virginia 9/3/17
<b>Rushing TDs</b>	1 vs. West Virginia 9/3/17

#### #6 AJ BUSH

QB | 6-4 | 225 | R-Jr. | Atlanta, Ga. | Norcross

• Played in 10 games at Iowa Western CC.

• Passed for 602 yards and three touchdowns.

• Ran the ball for 265 yards and five scores.

• Redshirted as a true freshman at Nebraska.

• Did not see action in two seasons.

• Completed 139-of-259 passes for 2,101 yards and 16 touchdowns as a senior at Norcross HS.

• Rushed for 764 yards and 13 touchdowns.

• Father, Alvin, played football at San Diego State.

#### PASSING STATS

YEAR	GP/GS	EFFIC.	CMP	ATT	PCT.	YDS	TD	LNG	INT
2017	0/0	0	0	0	.000	0	0	0	0

#### RUSHING STATS

YEAR	ATT	YDS	YPC	LNG	TD
2017	0	0	0	0	0

#### CAREER HIGHS

<b>Completions</b>	
<b>Attempts</b>	
<b>Passing TDs</b>	
<b>Passing Yards</b>	
<b>Rushing Attempts</b>	
<b>Rushing Yards</b>	
<b>Rushing TDs</b>	

#### #2 HENDON HOOKER

QB | 6-4 | 216 | Fr. | Greensboro, N.C. | Dudley

• Passed for 6,027 yards and 55 touchdowns and rushed for 2,975 yards with 48 touchdowns.

• Three-time all-conference selection.

• Two-time Associated Press All-State team.

• All-State Player of the Year by NC Preps.

• Two-time state champion.

• Named the 2016 championship game MVP after accounting for six TDs.

• Finished his career as Dudley's all-time leading passer.

• Scored more than 1,000 points in basketball and was a three-time All-Metro conference selection.

#### PASSING STATS

YEAR	GP/GS	EFFIC.	CMP	ATT	PCT.	YDS	TD	LNG	INT
2017	0/0	0	0	0	.000	0	0	0	0

#### RUSHING STATS

YEAR	ATT	YDS	YPC	LNG	TD
2017	0	0	0	0	0

#### CAREER HIGHS

<b>Completions</b>	
<b>Attempts</b>	
<b>Passing TDs</b>	
<b>Passing Yards</b>	
<b>Rushing Attempts</b>	
<b>Rushing Yards</b>	
<b>Rushing TDs</b>	

### RUNNING BACKS

#### #32 STEVEN PEOPLES

RB | 5-9 | 220 | Jr. | Galax, Va. | Galax

• Set career-highs with 13 carries and 39 rushing yards vs. West Virginia (9/3).

• Had a career-long rush of 11 yards vs. WVU (9/3).

• Caught a pass for 27 yards at Syracuse (10/15/16).

• Had a 13 yard TD catch vs. Miami (10/20/17).

• Recorded 11 rushes for 32 yards and a TD at Notre Dame (11/19/16).

#### CAREER STATS

YEAR	GP/GS	ATT	YDS	YPC	LNG	TD	REC	YDS	YPC	TD
2015	13/0	0	0	0	0	0	0	0	0	0
2016	14/6	16	60	3.8	7	1	2	40	20.0	1
2017	2/1	15	45	3.0	11	0	0	0	0	0
TOTALS	29/7	31	105	3.4	11	1	2	40	20.0	1

#### CAREER HIGHS

<b>Rushes</b>	13 vs. West Virginia 9/3/17
<b>Rushing Yards</b>	39 vs. West Virginia 9/3/17
<b>Rushing TDs</b>	1 at Notre Dame, 11/19/16
<b>Receptions</b>	1, 2x; last vs. Miami, 10/20/16
<b>Receiving Yards</b>	27 at Syracuse, 10/15/16
<b>Long Rush</b>	11 vs. West Virginia 9/3/17

#### #34 TRAVON McMILLIAN

RB | 6-0 | 210 | R-Jr. | Woodbridge, Va. | C.D. Hylton

• Registered his 20th career TD on a four-yard catch vs. Delaware (9/9).

• Rushed for 34 yards on nine carries vs. West Virginia (9/3).

• Owns five career 100-yard rushing games.

• **2015 Third Team All-ACC (ACSM)**

• **2015 Honorable Mention All-ACC (Coaches)**

• Recorded 14 carries for 127 yards and a touchdown vs. Tennessee (9/10/16).

• Caught an 11-yard TD pass vs. Boston College (9/17/16).

• Ran the ball 17 times for 76 yards at North Carolina (10/8/16).

• Had 18 carries for 131 yards vs. Miami (10/20/16).

• Had 15 carries for 72 yards and a rushing TD at Duke (11/5/16).

• Registered two scores on seven carries for 37 yards vs. Clemson (12/3/16).

#### CAREER STATS

YEAR	GP/GS	ATT	YDS	YPC	LNG	TD	REC	YDS	YPC	TD
2015	13/7	200	1043	5.2	63	7	12	64	5.3	1
2016	14/7	145	671	4.6	69	7	11	114	10.4	3
2017	2/1	14	49	3.5	13	1	2	7	3.5	1
TOTALS	29/15	359	1763	4.9	69	15	25	185	7.4	5

#### CAREER HIGHS

<b>Rushes</b>	33 at Boston College, 10/31/15
<b>Rushing Yards</b>	142 vs. Duke, 10/24/15
<b>Rushing TDs</b>	1, 14x
<b>Receptions</b>	3, at Miami, 10/17/15
<b>Receiving Yards</b>	33 at Duke, 11/5/16

#### Long Rush

69 vs. Tennessee, 9/10/16

### #33 DESHAWN MCCLEAVE

RB | 5-9 | 220 | R-So. | Chesapeake, Va. | Oscar Smith

• Set career-highs with eight carries and 51 rushing yards to go along with a 12-yard TD run vs. West Virginia (9/3).

• Played in one game in 2016 after suffering a season-ending shoulder injury.

• Recorded eight rushes for 27 yards vs. Liberty (9/3/16).

• Redshirted as a true freshman.

#### CAREER STATS

YEAR	GP/GS	ATT	YDS	YPC	LNG	TD	REC	YDS	YPC	TD
2016	0/0	8	27	3.4	7	0	0	0	0	0
2017	2/0	11	58	5.3	14	1	1	1	1.0	0
TOTALS	2/0	19	85	4.5	14	1	1	1	1.0	0

#### CAREER HIGHS

<b>Rushes</b>	8 vs. Liberty, 9/3/16
<b>Rushing Yards</b>	27 vs. Liberty, 9/3/16
<b>Rushing TDs</b>	1 vs. West Virginia 9/3/17
<b>Receptions</b>	1 vs. Delaware 9/9/17
<b>Receiving Yards</b>	1 vs. Delaware 9/9/17
<b>Long Rush</b>	14 vs. West Virginia 9/3/17

### WIDE RECEIVERS

#### #5 CAM PHILLIPS

WR | 6-0 | 202 | Sr. | Laurel, Md. | DeMatha

• Had six catches for 90 yards and a 28-yard TD reception vs. Delaware (9/9).

• **ACC Receiver of the Week (9/5).**

• Caught seven passes for 138 yards and had a 32-yard TD catch vs. West Virginia (9/3).

• Has three career 100-yard receiving performances.

• **2017 Preseason All-ACC Football Team**

• **2017 Biliitnekoft Award Watch List**

• **2016 Belk Bowl MVP**

• **2016 ACC All-Bowl Team (ESPN)**

• **2016 Second Team All-ACC (Pro Football Focus)**

• Recorded 140 rushing yards on 30 attempts in 2016.

• **Made three tackles, blocked a kick and returned five punts with a long of 15 yards on special teams.**

• Had one reception for 55 yards, a touchdown catch and a blocked punt vs. ECU (9/24/16).

• Caught six passes for 109 yards at Pitt (10/27/16).

• Scored a touchdown and had six receptions for 56 yards at Notre Dame (11/19/16).

• Caught 12 passes for 92 yards and caught a 26 yard TD pass against Clemson (12/3/16).

• Racked up 115 receiving yards on six catches to go along with a 15 yard rush against Arkansas (12/29/16).

#### CAREER STATS

YEAR	GP/GS	REC	YDS	YPC	LNG	TD
2014	13/9	40	498	12.5	36	3
2015	13/10	49	582	11.9	60	2
2016	14/13	76	983	12.9	55	5
2017	2/2	13	228	17.5	32	2
TOTALS	42/34	178	2291	12.9	60	12

#### CAREER HIGHS

<b>Receptions</b>	12 vs. Clemson, 12/13/16
<b>Receiving Yards</b>	138 vs. West Virginia 9/3/17
<b>Receiving TDs</b>	1, 10x
<b>Long Catch</b>	60 at East Carolina, 9/26/16

#### VIRGINIA TECH RECORD BOOK

##### Career Receiving Yards

Player	Years	Yards
1. Isaiah Ford	2014-	2,967
2. Jarrett Boykin	2008-11	2,884
3. Danny Coale	2008-11	2,658
4. <b>Cam Phillips</b>	2014 -	<b>2,291</b>
5. Ricky Scales	1972-74	2,272
6. Antonio Freeman	1991-94	2,200

##### Career Receptions

Players	Years	Rec.
1. Isaiah Ford	2014-	210
2. Jarrett Boykin	2008-11	184
3. <b>Cam Phillips</b>	2014-	<b>178</b>
4. Danny Coale	2008-11	165
5. Bucky Hodges	2014-	133

##### Career TD Catches

Players	Years	Rec.
---------	-------	------

7. Josh Morgan	2004-07	16
8. Sidney Snell	1978-80	15
9. Marcus Davis	2009-12	13
10. Eddie Royal	2004-07	12
<b>Cam Phillips</b>	<b>2014-</b>	<b>12</b>

## #86 C.J. CARROLL

WR | 5-8 | 173 | R-Jr. | Olney, Md. | Our Lady of Good Counsel  
 •Had 56 receiving yards on three receptions vs. Delaware (9/9).

- Caught two passes for 13 yards vs. West Virginia (9/3)
- Appeared in 13 games, making one start as a redshirt sophomore in 2016.
- Was awarded a scholarship at the conclusion of the 2016 season.
- Recorded nine rushes for 46 yards and 18 receptions for 258 yards.
- Returned 11 punts for 98 yards on the season.
- Returned three punts for 34 yards and had five catches for 65 yards vs. Georgia Tech (11/12/16).
- Caught three passes for 80 yards at Notre Dame (11/19/16).

### CAREER STATS

YEAR	GP/GS	REC	YDS	YPC	LNG	TD
2015	2/0	0	0	0	0	0
2016	13/1	18	258	14.3	62	0
2017	2/1	5	69	13.8	29	0
<b>TOTALS</b>	<b>17/2</b>	<b>23</b>	<b>327</b>	<b>14.2</b>	<b>62</b>	<b>0</b>

### CAREER HIGHS

<b>Receptions</b>	5 vs. Georgia Tech, 11/12/16
<b>Receiving Yards</b>	80 at Notre Dame, 11/19/16
<b>Receiving TDs</b>	
<b>Long Catch</b>	62 at Notre Dame, 11/19/16

## #12 HENRI MURPHY

WR | 5-10 | 190 | Jr. | Pine Bluff, Ark. | Dollarway  
 •Played in 13 games as a sophomore.

- Carried the ball one time for three yards.
- Caught three passes for 29 yards.
- Returned 12 kicks for 321 yards with a long return of 47.
- Transferred to Virginia Tech from East Central Community College in Decatur, Mississippi.
- Caught 14 passes for 257 yards and two TDs in 2015.
- Two-time state champion and Gatorade male track and field athlete of the year in Arkansas at Dollarway HS.

### RECEIVING

YEAR	GP/GS	REC	YDS	YPC	LNG	TD
2016	13/0	3	29	9.7	12	0
2017	0/0	0	0	0	0	0
<b>TOTALS</b>	<b>13/0</b>	<b>3</b>	<b>29</b>	<b>9.7</b>	<b>12</b>	<b>0</b>

### KICK RETURNS

YEAR	RET	YDS	YPR	TD	LNG
2016	12	321	26.8	0	47
2017	0	0	0	0	0
<b>TOTALS</b>	<b>12</b>	<b>321</b>	<b>26.8</b>	<b>0</b>	<b>47</b>

### CAREER HIGHS

<b>Receptions</b>	1, 3x; last vs. Georgia Tech, 11/12/16
<b>Receiving Yards</b>	12 vs. Liberty, 9/3/16
<b>Receiving TDs</b>	
<b>Kick Returns</b>	5 vs. Clemson, 12/13/16
<b>Kick Return Yards</b>	108 vs. Clemson, 12/13/16
<b>Long Return</b>	47 vs. Arkansas, 12/29/16

## #8 PHIL PATTERSON

WR | 6-2 | 193 | R-Fr. | Virginia Beach, Va. | Bayside  
 •Redshirted in 2016.

- Ranked as a three-star recruit by Rivals, 247Sports and ESPN.
- Listed as No. 39 wide receiver in the country by ESPN.
- Rated the No. 17 best recruit in the state of Virginia by 247Sports and No. 20 by Rivals.

### CAREER STATS

YEAR	GP/GS	REC	YDS	YPC	LNG	TD
2017	0/0	0	0	0	0	0

### CAREER HIGHS

<b>Receptions</b>	
-------------------	--

### Receiving Yards

--	--

## #19 HEZEKIAH GRIMSLEY

WR | 6-0 | 172 | Fr. | Williamsburg, Va. | Lafayette

- Earned all-state honors on offense, defense and special teams as a senior.
- 2016 Virginia Gazette Football Player of the Year.
- 2016 USA Today all-state second-team.
- Totalled 949 receiving yards and 12 touchdowns.
- Returned six kickoffs for touchdowns.

### CAREER STATS

YEAR	GP/GS	REC	YDS	YPC	LNG	TD
2017	1/0	0	0	0	0	0

### CAREER HIGHS

<b>Receptions</b>	
<b>Receiving Yards</b>	
<b>Receiving TDs</b>	

## #88 KALIL PIMPLETON

WR | 5-8 | 170 | Fr. | Muskegon, Mich. | Muskegon

- 2016 Muskegon Chronicle's Football Player of the Year.
- One of five finalists for the MLive.com Michigan High School Football Player of the Year award.
- Produced more than 2,800 total yards and 43 touchdowns for the Big Reds in his career.

### CAREER STATS

YEAR	GP/GS	REC	YDS	YPC	LNG	TD
2017	0/0	0	0	0	0	0

### CAREER HIGHS

<b>Receptions</b>	
<b>Receiving Yards</b>	
<b>Receiving TDs</b>	

## #15 SEAN SAVOY

WR | 5-9 | 188 | Fr. | Washington, D.C. | Woodrow Wilson

- Finished second on the team with 63 receiving yards on four catches vs. Delaware (9/9).
- Had four catches for 42 yards vs. West Virginia (9/3).
- Registered 949 receiving yards, 320 rushing yards and 22 total touchdowns as a senior.
- 2016 D.C. Touchdown Club Player of the Year.
- Offensive MVP of the 2016 DCIAA championship game. Two-time All-Met.

### CAREER STATS

YEAR	GP/GS	REC	YDS	YPC	LNG	TD
2017	2/1	8	105	13.1	38	0

### CAREER HIGHS

<b>Receptions</b>	4, 2x; last vs. Delaware 9/9/17
<b>Receiving Yards</b>	63 vs. Delaware 9/9/17
<b>Receiving TDs</b>	

## #83 ERIC KUMAH

WR | 6-2 | 220 | So. | Woodbridge, Va. | Forest Park

- Appeared in 13 games as a true freshman.
- Rated as a four-star recruit by ESPN Football Recruiting and ranked the No. 67 wide receiver in the country and the No. 8 player in the state as a high school senior.

### RECEIVING

YEAR	GP/GS	REC	YDS	YPC	LNG	TD
2016	13/0	0	0	0	0	0
2017	2/1	0	0	0	0	0
<b>TOTALS</b>	<b>15/1</b>	<b>0</b>	<b>0</b>	<b>0</b>	<b>0</b>	<b>0</b>

### CAREER HIGHS

<b>Receptions</b>	
<b>Receiving Yards</b>	
<b>Receiving TDs</b>	

## #89 JAMES CLARK

WR | 5-10 | 185 | r-Sr. | New Smyrna Beach, Fla. | New Smyrna Beach

- Registered his first catch as a Hokie vs. Delaware (9/9).
- Returned three kicks for 93 yards including a 44-yard return vs. West Virginia (9/3).
- Graduate transfer from Ohio State.

- Played in three games as a redshirt freshman for the CFP National Champions.
- Played in all 13 games as a redshirt junior.
- Registered six catches for 47 yards.
- Also ran on the track team where he was a part of the second-fastest 4x100-meter relay team in school history.

### RECEIVING

YEAR	GP/GS	REC	YDS	YPC	LNG	TD
2014	3/0	0	0	0	0	0
2015	12/0	0	0	0	0	0
2016	13/0	6	47	7.8	12	0
2017	2/0	1	8	8.0	8	0
<b>TOTALS</b>	<b>30/0</b>	<b>6</b>	<b>47</b>	<b>7.8</b>	<b>12</b>	<b>0</b>

### CAREER HIGHS

<b>Receptions</b>	1 vs. Delaware 9/9/17
<b>Receiving Yards</b>	8 vs. Delaware 9/9/17
<b>Receiving TDs</b>	

## TIGHT ENDS

## #29 DALTON KEENE

TE | 6-4 | 240 | Fr. | Littleton, Colo. | Chatfield

- Enrolled in January, went through spring drills and played in the spring game.
- Rated as a four-star prospect by 24/7Sports and rated as the fifth-best player in the state of Colorado.
- Father, Wesley, was college roommates with VT defensive line coach and Keene's co-primary recruiter, Charley Wiles.

### CAREER STATS

YEAR	GP/GS	REC	YDS	YPC	LNG	TD
2017	2/2	0	0	0	0	0

### CAREER HIGHS

<b>Receptions</b>	
<b>Receiving Yards</b>	
<b>Receiving TDs</b>	

## #85 CHRIS CUNNINGHAM

TE | 6-2 | 241 | R-So. | Jacksonville, Fla. | Atlantic Coast

- Caught a 39-yard pass, Tech's longest of the game, vs. West Virginia (9/3).
- Played in 12 games, making two starts in 2016.
- Registered 48 receiving yards and six catches, four for touchdowns, last season.

### CAREER STATS

YEAR	GP/GS	REC	YDS	YPC	LNG	TD
2016	12/2	6	48	8.0	13	4
2017	2/1	1	39	39.0	39	0
<b>TOTALS</b>	<b>14/2\3</b>	<b>7</b>	<b>87</b>	<b>12.4</b>	<b>39</b>	<b>4</b>

### CAREER HIGHS

<b>Receptions</b>	1, 6x
<b>Receiving Yards</b>	39 vs. West Virginia 9/3/17
<b>Receiving TDs</b>	1, 4x
<b>Long Catch</b>	39 vs. West Virginia 9/3/17

## OFFENSIVE LINE

## #64 ERIC GALLO

C | 6-2 | 300 | Sr. | Richboro, Pa. | Council Rock South

- Started at center vs. Delaware (9/9), his 13th consecutive start.
- 2017 Skelton Award winner, the Tech athletic department's highest academic honor.
- A finance major that has completed two internships with the Wadsworth group at Morgan Stanley.

### CAREER STATS

YEAR	GP/GS
2014	3/0
2015	13/13
2016	13/12
2017	2/2
<b>TOTALS</b>	<b>31/27</b>

## #57 WYATT TELLER

LG | 6-5 | 315 | R-Sr. | Bealeton, Va. | Liberty

- Started at left guard vs. Delaware (9/9).

# 17 FOOTBALL GAME NOTES

- 2017 Preseason All-ACC Football Team
- 2016 Honorable Mention All-ACC (Coaches, ACSMA)
- 2016 First Team All-ACC (Pro Football Focus)
- Ranks second on the offense behind WR Cam Phillips with 30 career starts.

## CAREER STATS

YEAR	GP/GS
2014	13/6
2015	13/12
2016	14/12
2017	2/2
<b>TOTALS</b>	<b>42/32</b>

## #69 YOSUAH NIJMAN

LT | 6-7 | 320 | Jr. | Maplewood, N.J. | Columbia

- Has started in 16 straight games at LT.
- Appeared in all 14 games at left tackle last season, making 14 starts.
- Studied abroad over the summer in Rwanda as part of the class UAP 3984: Sport, Policy and Society.

## CAREER STATS

YEAR	GP/GS
2015	12/0
2016	14/14
2017	2/2
<b>TOTALS</b>	<b>28/16</b>

## #74 BRAXTON PFAFF

OL | 6-5 | 308 | R-Jr. | Lynchburg, Va. | Liberty Christian Academy

- Played in a career-high nine games last season.

## CAREER STATS

YEAR	GP/GS
2014	1/0
2015	2/0
2016	9/0
2017	2/2
<b>TOTALS</b>	<b>14/2</b>

## #61 KYLE CHUNG

OL | 6-3 | 302 | Sr. | Ponte Vedra Beach, Fla. | Ponte Vedra

- Played in six games in 2016, making two starts.
- Started against Tennessee and Boston College.
- Has battled injuries his whole career.
- Father, Eugene, was an All-American offensive lineman at Virginia Tech and a first round NFL draft pick who now coaches in the NFL.

## CAREER STATS

YEAR	GP/GS
2014	1/0
2015	4/1
2016	6/2
2017	2/2
<b>TOTALS</b>	<b>13/5</b>

## #71 T.J. JACKSON

LT | 6-6 | 320 | R-Fr. | Cumberland, Va. | Cumberland County

- Redshirted as a true freshman
- A consensus three-star prospect by Rivals, ESPN and 24/7.

## CAREER STATS

YEAR	GP/GS
2017	0/0

## #52 AUSTIN CANNON

LG | 6-2 | 314 | R-Fr. | Mechanicsville, Va. | Atlee

- Prepped at Fork Union Military Academy.
- First-team All-Metro and all-conference as a senior.
- Won three state titles in track and field in the discus and indoor and outdoor shotput.

## CAREER STATS

YEAR	GP/GS
2017	0/0

## #75 ZACHARIAH HOYT

C | 6-4 | 298 | R-Fr. | Salem, Va. | Salem

- Redshirted last season.
- Enrolled in the spring on 2016 and participated in spring practice.
- Ranked as the No. 22 center nationally by 247Sports.
- Ranked as the No. 49 prospect overall in Virginia by 247Sports.

## CAREER STATS

YEAR	GP/GS
2017	0/0

## #79 TYRELL SMITH

OL | 6-3 | 301 | R-So. | North Brunswick, N.J. | Don Bosco Prep

- Appeared in all 14 games as a redshirt freshman.
- Was second string right tackle for most of the season.

## CAREER STATS

YEAR	GP/GS
2016	14/0
2017	2/0
<b>TOTALS</b>	<b>16/0</b>

## #67 PARKER OSTERLOH

OL | 6-8 | 325 | R-Sr. | Williamsburg, Va. | Warhill

- Played in nine games as a redshirt junior.
- Tallest player on the team at 6-8, second-heaviest at 325 pounds.

## CAREER STATS

YEAR	GP/GS
2014	5/0
2015	12/0
2016	9/0
2017	0/0
<b>TOTALS</b>	<b>26/0</b>

## DEFENSIVE LINE

### #99 VINNY MIHOTA

DE | 6-5 | 270 | R-Jr. | Fredericksburg, Va. | Massaponax

- Posted four tackles, 2.0 TFL and 0.5 sacks vs. Delaware (9/9).
- The lone returning starter from 2016 on the defensive line for the Hokies in 2017.
- Sat out the spring after undergoing shoulder surgery at the conclusion of the 2016 season.
- Tallied six tackles and blocked a kick at Syracuse (10/15/16).
- Had 2.0 sacks, 2.5 TFL and five tackles against vs. Miami (10/20/16).
- Collected four tackles and 0.5 TFL at Pitt (10/27/16).
- Recorded 10 tackles vs. Georgia Tech (11/12/16).
- Tallied two tackles and broke up two passes in the ACC Championship game vs. Clemson (12/3/16).

## CAREER STATS

YEAR	GP/GS	UA	A	TTL	TFL-YDS	SCK-YDS	PD	QBH
2015	12/1	4	8	12	2.5-9	1.0-5	0	0
2016	13/13	20	23	43	7.0-23	2.0-16	3	3
2017	2/2	2	3	5	2.0-7	0.0-0	0	0
<b>TOTALS</b>	<b>27/16</b>	<b>26</b>	<b>34</b>	<b>60</b>	<b>11.5-39</b>	<b>3.5-23</b>	<b>3</b>	<b>3</b>

## CAREER HIGHS

<b>Tackles</b>	10 vs. Georgia Tech, 11/12/16
<b>Sacks</b>	2.0 vs. Miami, 10/20/16
<b>Tackles for Loss</b>	2.5 vs. Miami, 10/20/16
<b>Forced Fumble</b>	1 vs. North Carolina, 11/21/16

### #8 RICKY WALKER

DT | 6-2 | 300 | R-Jr. | Hampton, Va. | Bethel

- Registered four tackles and 0.5 TFL vs. Delaware (9/3).
- Had two tackles, 0.5 TFL and a QB hurry vs. West Virginia (9/3).
- Collected three tackles, 2.5 TFL and broke up a pass vs. East Carolina (9/24/16).
- Had three tackles and 0.5 sacks in his first career start vs. Miami (10/20/16).
- Posted two tackles and 0.5 TFL vs. Clemson (12/3/16).
- Registered starts vs. Miami, Pitt, Georgia Tech and Notre Dame.
- Older brother, Rijo, was a four-year letterwinner at UVA and now serves as Team Operations Coordinator

on the College Football Playoff committee.

## CAREER STATS

YEAR	GP/GS	UA	A	TTL	TFL-YDS	SCK-YDS	PD	QBH
2014	11/0	1	8	9	1.0-5	0.0-0	0	0
2016	14/4	10	18	28	6.5-25	1.5-14	4	4
2017	2/2	3	3	6	1.0-3	0.0-0	0	2
<b>TOTALS</b>	<b>27/6</b>	<b>14</b>	<b>27</b>	<b>39</b>	<b>8.5-33</b>	<b>1.5-14</b>	<b>4</b>	<b>6</b>

## CAREER HIGHS

<b>Tackles</b>	4, 3x; last vs. Delaware 9/9/17
<b>Sacks</b>	1.0 at Duke, 11/5/16
<b>Tackles for Loss</b>	2.5 vs. East Carolina, 9/24/16
<b>Forced Fumble</b>	

### #4 TIM SETTLE

DT | 6-3 | 335 | R-So. | Manassas, Va. | Stonewall Jackson

- Tallied 1.0 TFL and a pass breakup vs. Delaware (9/9).
- Posted two tackles, a QB hurry and his first career sack vs. West Virginia (9/3).
- 2017 Piesman Trophy Watch List
- Collected 17 tackles and seven TFL as a backup defensive tackle.
- Had three tackles and 1.5 TFL vs. Tennessee (9/10/16).
- Posted two tackles, 0.5 TFL and blocked a field goal attempt vs. East Carolina (9/24/16).
- Matched his career-high with 1.5 TFL vs. Clemson (12/3/16).

## CAREER STATS

YEAR	GP/GS	UA	A	TTL	TFL-YDS	SCK-YDS	PD	QBH
2016	14/0	7	10	17	7.0-16	0.0-0	0	2
2017	2/2	3	0	3	2.0-5	1.0-4	1	1
<b>TOTALS</b>	<b>16/2</b>	<b>8</b>	<b>10</b>	<b>20</b>	<b>9.0-21</b>	<b>1.0-4</b>	<b>1</b>	<b>3</b>

## CAREER HIGHS

<b>Tackles</b>	3 vs. Tennessee, 9/10/16
<b>Sacks</b>	1 vs. West Virginia 9/3/17
<b>Tackles for Loss</b>	1.5, 2x; last vs. vs. Tennessee, 9/10/16
<b>Forced Fumble</b>	

### #94 TREVON HILL

DE | 6-3 | 245 | R-So. | Virginia Beach, Va. | Salem

- Racked up three tackles, 1.5 TFL and recovered a fumble vs. Delaware (9/9).
- Tallied four tackles, two QB hurries and had his first career interception vs. West Virginia (9/30).
- Second string defensive end as a redshirt sophomore.
- Had 1.5 sacks in his first career start vs. Miami (10/20/16).
- Made six tackles vs. Duke (11/5/16).
- Started at DE and registered four tackles in the Belk Bowl vs. Arkansas (12/29/16).

## CAREER STATS

YEAR	GP/GS	UA	A	TTL	TFL-YDS	SCK-YDS	PD	QBH
2016	14/2	17	20	37	6.0-20	2.5-11	0	4
2017	2/2	3	4	7	1.5-6	0.0-0	1	3
<b>TOTALS</b>	<b>16/4</b>	<b>20</b>	<b>24</b>	<b>44</b>	<b>7.5-26</b>	<b>2.5-11</b>	<b>1</b>	<b>7</b>

## CAREER HIGHS

<b>Tackles</b>	6 at Duke, 11/5/16
<b>Sacks</b>	1.5 vs. Miami, 10/20/16
<b>Tackles for Loss</b>	2.0 vs. East Carolina, 9/24/16
<b>Forced Fumble</b>	

### #11 HOUSHUN GAINES

DE | 6-3 | 245 | R-So. | Rocky Mount, N.C. | Nash Central

- Had two tackles vs. West Virginia (9/3).
- Played in 12 games as a redshirt freshman.
- Registered tackles against East Carolina, North Carolina, Miami, Virginia and Clemson in the ACC Championship game.

## CAREER STATS

YEAR	GP/GS	UA	A	TTL	TFL-YDS	SCK-YDS	PD	QBH
2016	12/0	0	5	5	0.5-1	0.5-1	0	0
2017	2/0	1	1	2	0.0-0	0.0-0	0	0
<b>TOTALS</b>	<b>14/0</b>	<b>1</b>	<b>6</b>	<b>7</b>	<b>0.5-1</b>	<b>0.5-1</b>	<b>0</b>	<b>0</b>

## CAREER HIGHS

<b>Tackles</b>	2 vs. West Virginia 9/3/17
<b>Sacks</b>	0.5 vs. East Carolina, 9/24/16
<b>Tackles for Loss</b>	0.5 vs. East Carolina, 9/24/16



**Forced Fumble**

**#47 DARIUS FULLWOOD**

DT | 6-3 | 282 | R-So. | College Park, Md. | Our Lady of Good Counsel  
 \*Played in three games as a redshirt freshman.

**CAREER STATS**

YEAR	GP/GS	UA	A	TTL	TFL-YDS	SCK-YDS	PD	QBH
2016	3/0	0	0	0	0.0-0	0.0-0	0	0
2017	2/0	0	0	0	0.0-0	0.0-0	0	0
TOTALS	5/0	0	0	0	0.0-0	0.0-0	0	0

**CAREER HIGHS**

<b>Tackles</b>	
<b>Sacks</b>	
<b>Tackles for Loss</b>	
<b>Forced Fumble</b>	

**#96 JIMMIE TAYLOR**

DT | 6-3 | 256 | R-Fr. | Jacksonville, N.C. | Southwest-Onslow  
 \*Had his first tackle of the season vs. Delaware (9/9).  
 \*Played in two games in 2016.  
 \*Made a tackle in his collegiate debut vs. Liberty (9/3/16).  
 \*Made one tackle vs. Tennessee (9/10/16).

**CAREER STATS**

YEAR	GP/GS	UA	A	TTL	TFL-YDS	SCK-YDS	PD	QBH
2016	2/0	0	2	2	0.5-1	0.0-0	0	0
2017	2/0	1	0	1	0.0-0	0.0-0	0	0
TOTALS	4/0	1	2	3	0.5-1	0.0-0	0	0

**CAREER HIGHS**

<b>Tackles</b>	1, 3x; last vs. Delaware 9/9/17
<b>Sacks</b>	0.5 vs. Tennessee (9/10/16)
<b>Tackles for Loss</b>	
<b>Forced Fumble</b>	

**#55 JARROD HEWITT**

DT | 6-1 | 285 | R-Fr. | Venice, Fla. | Venice  
 \*Registered his first-career tackle vs. Delaware (9/9).  
 \*Redshirted in 2016.  
 \*Rated a three-star recruit by 247Sports, ESPN and Scout

**CAREER STATS**

YEAR	GP/GS	UA	A	TTL	TFL-YDS	SCK-YDS	PD	QBH
2017	2/0	0	1	1	0.0-0	0.0-0	0	0

**CAREER HIGHS**

<b>Tackles</b>	1 vs. Delaware 9/9/17
<b>Sacks</b>	
<b>Tackles for Loss</b>	
<b>Forced Fumble</b>	

**#40 EMMANUEL BELMAR**

DE | 6-2 | 240 | R-Fr. | Suwanee, Ga. | Collins Hill  
 \*Redshirted as a true freshman.  
 \*Rated a 3-star recruit by ESPN, 247Sports, and Rivals.

**CAREER STATS**

YEAR	GP/GS	UA	A	TTL	TFL-YDS	SCK-YDS	PD	QBH
2017	1/0	0	0	0	0.0-0	0.0-0	0	0

**CAREER HIGHS**

<b>Tackles</b>	
<b>Sacks</b>	
<b>Tackles for Loss</b>	
<b>Forced Fumble</b>	

**LINEBACKERS**

**#54 ANDREW MOTUAPUAKA**

LB | 6-0 | 236 | R-Sr. | Virginia Beach, Va. | Salem  
 \*Credited with eight tackles and 0.5 TFL vs. Delaware (9/9).  
 \*ACC Linebacker of the Week (9/5)  
 \*Led the team with 12 tackles and posted a sack vs. West Virginia (9/3).  
 \*2016 Second Team All-ACC (Coaches)  
 \*2016 Third Team All-ACC (ACSMAs)  
 \*Had 15 tackles vs. Tennessee (9/10/16).  
 \*Collected 12 tackles and one INT at UNC (10/8/16).

\*Tallied two tackles and two PBUs vs. Miami (10/20/16).  
 \*Made four tackles and forced a fumble at Pitt (10/27/16).  
 \*Had 14 tackles and a sack vs. Georgia Tech (11/12/16).  
 \*Racked up six tackles, an INT and a fumble recovery vs. Virginia (11/26/16).  
 \*Had four tackles and an INT vs. Clemson (12/3/16).

**CAREER STATS**

YEAR	GP/GS	UA	A	TTL	TFL-YDS	SCK-YDS	PD	QBH
2014	12/4	27	27	54	4.0-11	2.0-8	0	1
2015	11/11	41	32	73	11.5-49	4.0-39	4	4
2016	14/14	52	62	114	5.5-22	2.0-11	7	5
2017	2/2	10	10	20	1.5-3	1.0-2	0	3
TOTALS	39/31	130	131	261	22.5-85	9.0-60	11	13

**CAREER HIGHS**

<b>Tackles</b>	15 vs. Tennessee, 9/10/16
<b>Tackles for Loss</b>	2.5, 2x; last at Georgia Tech, 11/12/15
<b>Sacks</b>	2.0 at Wake Forest, 11/22/14
<b>Interceptions</b>	1, 4x
<b>Pass Breakups</b>	2, 2x; last vs. Miami, 10/20/16
<b>Forced Fumble</b>	2 vs. Pitt, 10/3/15
<b>Fumble Recovery</b>	1, 5x

**3+ Defense and Special Teams TDs (since 1987)**

Name	TDs
1. DeAngelo Hall	7 (5 PR/1 FR/1 INT)
2. Macho Harris	5 (4 INT/1 KOR)
3. Andrew Motuapuaka	4 (1 INT/3 FR)
André Davis	4 (4 PR)
Greg Stroman	4 (1 FR/3 PR)

**#49 TREMAINE EDMUNDS**

LB | 6-5 | 250 | Danville, Va. | Dan River  
 \*Set career-highs with 4.0 TFL and 1.5 sacks to go along with a forced fumble and 14 tackles vs Delaware (9/9).  
 \*Collected seven tackles vs. West Virginia (9/3).  
 \*2017 Preseason All-ACC Football Team  
 \*2017 Second Team Preseason All-American (SI)  
 \*2017 Bednarik Award Watch List  
 \*2017 Nagurski Trophy Watch List  
 \*2017 Butkus Award Watch List  
 \*2016 Second Team All-ACC (Coaches, AP, ACSMA)  
 \*Made seven tackles and 2.5 TFL vs. BC (9/17/16).  
 \*Had nine tackles, 2.0 TFL and 1.5 sacks vs. ECU (9/24/16).  
 \*Made seven tackles, 1.5 TFL, one sack and a PBU at UNC (10/8/16).  
 \*Recorded 16 tackles at Syracuse (10/15/16).  
 \*Had 10 tackles, 2.0 TFL and one sack vs. Miami (10/20/16).  
 \*Had seven tackles and a pass breakup at Notre Dame (11/19/16).  
 \*Made five tackles and 1.5 TFL vs. Virginia (11/26/16).  
 \*Recorded seven tackles, 1.5 TFL and the first INT of his career vs. Arkansas (12/29/16).  
 \*Has two older brothers; Terrell is a redshirt junior safety for the Hokies while Trey played for Tech from 2013-15 and is currently with the New Orleans Saints.

**CAREER STATS**

YEAR	GP/GS	UA	A	TTL	TFL-YDS	SCK-YDS	PD	QBH
2015	13/2	6	5	11	2.5-7	0.0-0	0	0
2016	14/14	56	50	106	18.5-68	4.5-27	4	9
2017	2/2	11	10	21	4.0-26	1.5-19	0	1
TOTALS	29/18	73	65	138	25.0-101	6.0-46	4	10

**CAREER HIGHS**

<b>Tackles</b>	16 at Syracuse, 10/15/16
<b>Tackles for Loss</b>	4.0 vs. Delaware 9/9/17
<b>Sacks</b>	1.5 2x; last vs. Delaware 9/9/17
<b>Interceptions</b>	1 vs. Arkansas, 12/29/16
<b>Pass Breakups</b>	1, 3x; last vs. Arkansas, 12/29/16
<b>Forced Fumble</b>	12x last vs. Delaware 9/9/17
<b>Fumble Recovery</b>	1 vs. Liberty, 9/3/16

**#24 ANTHONY SHEGOG**

LB | 6-2 | 230 | Stafford, Va. | North Stafford  
 \*Had two tackles wearing Frank Beamer's No. 25 vs. West Virginia (9/3).  
 \*2016 All-Bowl Team (AP)  
 \*Recorded four tackles 1.5 TFL and 0.5 sacks vs. ECU (9/24/16).  
 \*Recovered a fumble, had a PBU and made three tackles vs. Georgia Tech (11/12/16).

\*Recorded six tackles, an interception and a forced fumble in the Belk Bowl vs. Arkansas (12/29/16).

**CAREER STATS**

YEAR	GP/GS	UA	A	TTL	TFL-YDS	SCK-YDS	PD	QBH
2014	6/0	1	2	3	0.0-0	0.0-0	0	0
2015	13/5	16	13	29	0.5-1	0.0-0	2	1
2016	14/2	9	13	22	3.0-14	1.5-9	3	1
2017	2/0	1	1	2	0.0-0	0.0-0	0	1
TOTALS	35/7	27	29	56	3.5-15	1.5-9	6	3

**CAREER HIGHS**

<b>Tackles</b>	8 vs. North Carolina, 11/21/15
<b>Tackles for Loss</b>	1.5 vs. East Carolina, 9/24/16
<b>Sacks</b>	1.0 vs. Arkansas, 12/29/16
<b>Interceptions</b>	1 vs. Arkansas, 12/29/16
<b>Pass Breakups</b>	1, 5x
<b>Forced Fumble</b>	1 vs. Arkansas, 12/29/16
<b>Fumble Recovery</b>	1, 3x

**DEFENSIVE BACKS**

**#3 GREG STROMAN**

CB | 6-0 | 181 | Bristow, Va. | Stonewall Jackson  
 \*Returned a punt 61 yards for his fourth-career non-offensive TD vs. Delaware (9/9).  
 \*Had two tackles and a pass breakup vs. West Virginia (9/3).  
 \*2017 Hornung Award Watch List  
 \*2017 Jim Thorpe Award Watch List  
 \*2016 Second Team All-ACC (Coaches)  
 \*2016 Third Team All-ACC (ACSMAs)  
 \*Returned a punt for a touchdown vs. ECU (9/24/16).  
 \*Had one tackle, one INT and two punt returns for 45 yards at North Carolina (10/8/16).  
 \*Blocked a field goal attempt at Duke (11/5/16).  
 \*Broke up two passes vs. Clemson (12/3/16).  
 \*Led the ACC last season with 25 punt returns and ranked fourth with 221 punt return yards.

**CAREER STATS**

YEAR	GP/GS	UA	A	TTL	TFL-YDS	SCK-YDS	INT	BU	PD
2014	13/1	2	1	3	0.0-0	0.0-0	0	1	1
2015	13/6	16	8	24	0.5-1	0.0-0	2	5	7
2016	11/9	7	6	13	0.0-0	0.0-0	3	10	13
2017	2/2	1	2	3	0.0-0	0.0-0	0	2	2
TOTALS	39/18	26	17	43	0.5-1	0.0-0	5	18	23

**KICK RETURNS**

YEAR	RET	YDS	YPR	TD	LNG
2014	1	18	18.0	0	18
2015	0	0	0.0	0	0
2016	22	460	20.9	0	37
2017	0	0	0.0	0	0
TOTALS	23	478	20.8	0	37

**PUNT RETURNS**

YEAR	RET	YDS	YPR	TD	LNG
2014	36	249	6.9	0	38
2015	31	241	7.8	1	67
2016	25	221	8.8	1	87
2017	3	63	21.0	1	61
TOTALS	95	774	8.1	3	87

**CAREER HIGHS**

<b>Tackles</b>	5, 2x; last vs. UNC, 11/21/15
<b>Tackles for Loss</b>	0.5 vs. Ohio State, 9/7/15
<b>Sacks</b>	
<b>Interceptions</b>	2 vs. Liberty, 9/3/16
<b>Pass Breakups</b>	3 at North Carolina, 10/8/16
<b>Punt Returns</b>	7 vs. Boston College, 9/17/16
<b>Punt Return Yards</b>	132 vs. Tulsa, 12/26/15
<b>Long Punt Return</b>	87 vs. East Carolina, 9/24/16

**Tech Career Punt Returns**

Name	Years	Ret.
1. John Ludlow	1979-82	136
2. Eddie Royal	2004-07	111
3. Greg Stroman	2014-	95

**Tech Career Punt Return Yards**

Name	Years	Yds
6. Frank Loria	1965-67	813
7. Greg Stroman	2014-	774
8. Billy Meyers	1984-87	750

**Tech Career Punt Return TDs**

Name	Years	TDs
------	-------	-----

# 17 FOOTBALL GAME NOTES

1. DeAngelo Hall	2001-03	5
2. Andre Davis	1998-01	4
Frank Loria	1965-67	4
4. Eddie Royal	2004-07	3
<b>Greg Stroman</b>	<b>2014-</b>	<b>3</b>

## #36 ADONIS ALEXANDER

CB | 6-3 | 197 | Charlotte, N.C. | Independence  
 \*Had five tackles vs. Delaware (9/9).

\*Matched his career-high with nine tackles, posted a TFL and broke up a career-best three passes vs. West Virginia (9/3).

\*Had seven tackles with a TFL and a PBU vs. Clemson (12/3/16)

\*Racked up four tackles, a QBH and an INT vs. Virginia (11/26/16)

\*Tied his career-high with nine tackles and tallied a PBU at Notre Dame (11/19/16).

\*Returned a blocked FG for a 75-yard TD to go along with three tackles and a PB at Duke (11/5/16).

\*Tallied three total tackles, a pass defended and recovered a blocked FG vs. East Carolina (9/24/16).

\*Had four tackles, two passes defended and his first interception of the season vs. Boston College (9/17/16).

### CAREER STATS

YEAR	GP/GS	UA	A	TTL	TFL-YDS	SCK-YDS	INT	BU	PD
2015	12/8	37	18	55	0.5-1	0.0-0	4	6	10
2016	13/5	31	13	44	2.0-5	0.0-0	2	7	9
2017	2/2	12	2	9	1.0-1	0.0-0	0	3	3
TOTALS	27/14	80	33	113	3.5-7	0.0-0	6	16	22

### CAREER HIGHS

**Tackles** 9, 3x; last at vs. West Virginia 9/3/17

**Tackles for Loss** 1.0 2x; last at vs. West Virginia 9/3/17

**Sacks**

**Interceptions** 1, 6x

**Pass Breakups** 3 vs. West Virginia 9/3/17

**Forced Fumble**

**Fumble Recovery**

## #31 BRANDON FACYSON

CB | 6-2 | 197 | Newnan, Ga. | Northgate

\*Tallied a tackle and a pass breakup vs. West Virginia (9/3).

\*2013 Third Team All-ACC

\*Had four tackles and three pass breakups vs. Boston College (9/17/16).

\*Had three tackles and forced a fumble at UNC (10/8/16).

\*Had three tackles and two pass breakups at Syracuse (10/15/16).

\*Forced a fumble and had two tackles vs. Miami (10/20/16).

\*Recorded three pass breakups and two tackles vs. Virginia (11/26/16).

\*Tallied a career-high 10 tackles vs. Arkansas (12/29/16).

### CAREER STATS

YEAR	GP/GS	UA	A	TTL	TFL-YDS	SCK-YDS	INT	BU	PD
2013	12/9	20	7	27	2.0-8	0.0-0	5	8	13
2014	3/3	5	1	6	0.0-0	0.0-0	0	5	5
2015	13/10	20	11	31	1.0-1	0.0-0	0	10	10
2016	14/14	32	16	48	4.0-15	0.0-0	0	11	11
2017	2/0	0	1	1	0.0-0	0.0-0	0	1	1
TOTALS	44/36	77	36	113	7.0-24	0.0-0	5	35	40

### CAREER HIGHS

**Tackles** 10 vs. Arkansas, 12/29/16

**Tackles for Loss** 1.0, 6x

**Sacks**

**Interceptions** 2 at East Carolina, 9/14/13

**Pass Breakups** 4 vs. NC State, 10/9/15

**Forced Fumble** 1, 3x

**Fumble Recovery** 1 at Georgia Tech, 9/26/13

## #22 TERRELL EDMUNDS

S | 6-2 | 220 | R-Jr. | Danville, Va. | Dan River

\*Had his first career sack, 1.5 TFL, eight tackles and returned an INT 55 yards vs. Delaware (9/9).

\*Recorded seven tackles and two PBUs vs. West Virginia (9/3).

\*2016 Honorable Mention All-ACC (Coaches, ACSMA)

\*2016 All-ACC Team (ESPN.com)

\*Moved from rover to free safety in the spring.

\*Tied for third in the ACC in 2016 with four interceptions.

\*Tallied seven tackles and a pass breakup vs. Tennessee (9/10/16).

\*Racked up eight tackles and 0.5 TFL vs. East Carolina (9/24/16).

\*Picked off his third pass of the season and posted seven tackles vs. Miami (10/20/16).

\*Season-best 14 tackles came at Duke (11/5/16).

\*Had five tackles and an interception in the Belk Bowl vs. Arkansas (12/29/16).

\*Older brother, Trey, played for Tech from 2013-15 and is currently with the New Orleans Saints and younger brother, Tremaine, is a junior linebacker for the Hokies.

### CAREER STATS

YEAR	GP/GS	UA	A	TTL	TFL-YDS	SCK-YDS	INT	BU	PD
2015	13/8	16	18	34	1.5-2	0.0-0	0	7	7
2016	14/13	45	44	89	2.5-4	0.0-0	4	3	7
2017	2/2	10	5	15	1.5-9	1.0-9	1	2	3
TOTALS	29/23	71	67	138	5.5-15	1.0-9	5	12	17

### CAREER HIGHS

**Tackles** 14 at Duke, 11/5/16

**Tackles for Loss** 1.5 vs. Delaware 9/9/17

**Sacks** 1.0 vs. Delaware 9/9/17

**Interceptions** 1, 5x

**Pass Breakups** 3 at Boston College, 10/31/15

**Forced Fumble**

**Fumble Recovery** 1, 2x; last at North Carolina, 10/8/16

## #6 MOOK REYNOLDS

DB | 6-0 | 191 | Jr. | Greensboro, N.C. | Northern Guilford

\*Had a sack and 11 tackles vs. Delaware (9/9).

\*Registered six tackles and 0.5 TFL vs. West Virginia (9/3).

\*2016 ACC All-Bowl Team (ESPN)

\*2016 Honorable Mention All-Bowl Team (AP)

\*Had three tackles and an interception vs. Tennessee (9/10/16).

\*Made a season-high nine tackles at Syracuse (10/15/16).

\*Recorded an interception and six tackles at Pitt (10/27/16).

\*Forced a fumble and made four tackles vs. Virginia (11/26/16).

\*Posted five tackles and two sacks in the Belk Bowl vs. Arkansas (12/29/16).

### CAREER STATS

YEAR	GP/GS	UA	A	TTL	TFL-YDS	SCK-YDS	INT	BU	PD
2015	13/2	20	10	30	4.0-17	0.0-0	0	1	1
2016	14/13	36	28	64	9.5-44	2.0-19	2	6	8
2017	2/2	10	7	17	1.5-9	1.0-7	0	0	0
TOTALS	29/17	66	45	111	15.0-70	3.0-26	2	7	9

### CAREER HIGHS

**Tackles** 11 vs Delaware 9/9/17

**Tackles for Loss** 3.0 vs. Arkansas, 12/29/16

**Sacks** 2.0 vs. Arkansas, 12/29/16

**Interceptions** 1, 2x; last at Pitt, 10/27/16

**Pass Breakups** 2, 2x; last at Duke, 11/5/16

**Forced Fumble** 1 vs. Virginia, 11/26/16

**Fumble Recovery** 1, 2x; last at ECU, 9/26/15

## #21 REGGIE FLOYD

ROV | 6-0 | 218 | So. | Manassas, Va. | Stonewall Jackson

\*Racked up a career-high 10 tackles vs. Delaware (9/9).

\*Had five tackles and a PBU in his first career start vs. West Virginia (9/3).

\*Played in 12 games as a true freshman.

\*Was in on a half sack vs. East Carolina (9/24/16).

### CAREER STATS

YEAR	GP/GS	UA	A	TTL	TFL-YDS	SCK-YDS	INT	BU	PD
2016	12/0	0	1	1	0.5-7	0.5-7	0	0	0
2017	2/2	9	6	15	0.0-0	0.0-0	0	1	1
TOTALS	14/2	9	7	16	0.5-7	0.5-7	0	1	1

### CAREER HIGHS

**Tackles** 10 vs. Delaware 9/9/17

**Tackles for Loss** 0.5 vs. East Carolina, 9/24/16

**Sacks** 0.5 vs. East Carolina, 9/24/16

**Interceptions**

**Pass Breakups** 1 vs. West Virginia 9/3/17

## #20 DEON NEWSOME

DB | 5-11 | 200 | R-Sr. | Hampton, Va. | Hampton

\*Has played on special teams the last two seasons and will play a key role as a DB in 2017.

\*Had 19 carries for 93 yards and seven catches for 19 yards as a redshirt freshman.

### CAREER STATS

YEAR	GP/GS	UA	A	TTL	TFL-YDS	SCK-YDS	INT	BU	PD
2014	12/0	2	2	4	0.0-0	0.0-0	0	0	0
2015	6/0	1	0	1	0.0-0	0.0-0	0	0	0
2016	12/0	1	3	4	0.0-0	0.0-0	0	0	0
2017	2/0	1	0	1	0.0-0	0.0-0	0	0	0
TOTALS	32/0	5	5	10	0.0-0	0.0-0	0	0	0

### CAREER HIGHS

**Tackles** 2 at Pitt, 10/16/14

**Tackles for Loss**

**Interceptions**

**Pass Breakups**

**Forced Fumble**

**Fumble Recovery** 1 at North Carolina, 10/4/14

## #7 DEVON HUNTER

ROV | 6-0 | 216 | Fr. | Chesapeake, Va. | Indian River

\*A five-star recruit as rated by Scout and a four-star by ESPN and 247Sports.

\*Rated as the No. 1 safety in the state by Scout and the No. 3 player in the state by ESPN and 247Sports.

\*First-team All-Atlantic Conference and second-team All-5A South Region pick at defensive back.

\*Selected to play in the U.S. Army All-American Bowl.

### CAREER STATS

YEAR	GP/GS	UA	A	TTL	TFL-YDS	SCK-YDS	INT	BU	PD
2017	2/0	0	0	0	0.0-0	0.0-0	0	0	0

### CAREER HIGHS

**Tackles**

**Tackles for Loss**

**Sacks**

**Interceptions**

**Pass Breakups**

## #17 DIVINE DEABLO

S | 6-3 | 210 | So. | Winston-Salem, N.C. | Mount Tabor

\*Racked up six tackles, 1.0 TFL and a PBU in his first career game on defense vs. West Virginia (9/3).

\*Registered four tackles and forced a fumble on special teams as a true freshman.

\*Caught one pass for eight yards vs. East Carolina (9/24/16).

### CAREER STATS

YEAR	GP/GS	UA	A	TTL	TFL-YDS	SCK-YDS	INT	BU	PD
2016	14/0	2	2	4	0.0-0	0.0-0	0	0	0
2017	2/0	6	1	7	1.0-1	0.0-0	0	1	1
TOTALS	16/0	8	3	11	1.0-1	0.0-0	0	1	1

### CAREER HIGHS

**Tackles** 6 vs. West Virginia 9/3/17

**Tackles for Loss** 1.0 vs. West Virginia 9/3/17

**Sacks**

**Interceptions**

**Pass Breakups** 1 vs. West Virginia 9/3/17

**Forced Fumble** 1 at Pitt, 10/27/16

**Fumble Recovery**

## #9 KHALIL LADER

ROV | 5-11 | 180 | R-Fr. | Stone Mountain, Ga. | IMG Academy

\*Redshirted as a true freshman.

\*Rated as a four-star recruit by ESPN Football Recruiting and ranked the No. 26 cornerback in the country and the No. 61 player in the state as a high school senior.

### CAREER STATS

YEAR	GP/GS	UA	A	TTL	TFL-YDS	SCK-YDS	INT	BU	PD
2017	2/0	0	0	0	0.0-0	0.0-0	0	0	0

### CAREER HIGHS

**Tackles**

**Tackles for Loss**

**Sacks**  
**Interceptions**  
**Pass Breakups**

**#26 JOVONN QUILLEN**

CB | 6-0 | 187 | So. | Hampton, Va. | Hampton  
 \*Appeared in 11 games as a true freshman.  
 \*Made three tackles and recovered a fumble at Pitt.

**CAREER STATS**

YEAR	GP/GS	UA	A	TTL	TFL-YDS	SCK-YDS	INT	BU	PD
2016	11/0	1	2	3	0.0-0	0.0-0	0	0	0
2017	0/0	0	0	0	0.0-0	0.0-0	0	0	0
<b>TOTALS</b>	<b>11/0</b>	<b>1</b>	<b>2</b>	<b>3</b>	<b>0.0-0</b>	<b>0.0-0</b>	<b>0</b>	<b>0</b>	<b>0</b>

**CAREER HIGHS**

**Tackles**  
**Tackles for Loss**  
**Sacks**  
**Interceptions**  
**Passes Defended**

**#28 BRYCE WATTS**

CB | 6-0 | 167 | So. | Toms River, N.J. | Toms River North  
 \*Was listed as the top cornerback in the state of New Jersey and the fifth-best cornerback in the east region by Scout.com.  
 \*2016 All-Group 5 first-team by NJ.com.  
 \*Second-team all-state by NJ12 Varsity.  
 \*Defensively, he finished with 75 total tackles, 53 solo, with 5.0 tackles for loss.  
 \*Added two interceptions and 19 PDs along with seven fumble recoveries to his totals .

**CAREER STATS**

YEAR	GP/GS	UA	A	TTL	TFL-YDS	SCK-YDS	INT	BU	PD
2017	2/0	0	0	0	0.0-0	0.0-0	0	0	0
<b>TOTALS</b>	<b>2/0</b>	<b>0</b>	<b>0</b>	<b>0</b>	<b>0.0-0</b>	<b>0.0-0</b>	<b>0</b>	<b>0</b>	<b>0</b>

**CAREER HIGHS**

**Tackles**  
**Tackles for Loss**  
**Sacks**  
**Interceptions**  
**Passes Defended**

**SPECIALISTS**

**#46 JOEY SLYE**

K | 5-11 | 213 | Stafford, Va. | North Stafford  
 \*Set a new career high with a 50-yard FG vs. Delaware (9/9).  
 \*First Virginia Tech kicker to boot a 50+ yard FG since Cody Journell's 56-yard make at Boston College (11/2/13).  
**-2017 Lou Groza Award Watch List**  
**-2017 Wuerffel Trophy Watch List**  
**-2017 All-State Good Works Team**  
**-2016 First Team All-ACC (Coaches)**  
**-2016 Third Team All-ACC (ACSM)**  
**-2016 Lou Groza Award Semifinalist**  
**-2015 Lou Groza Award Semifinalist**  
 \*Ranked fourth in the ACC in 2016 with 118 points.  
 \*Finished third with 20 field goals made.  
 \*Racked up 73 touchbacks, opponents returned only 21 kicks.  
 \*Went 2 for 2 on field goals and 4-of-4 on PATs at Notre Dame (11/19/16).  
 \*Went 6-of-6 on field goals and 3-of-3 on PATs at Pitt (10/27/16).

**FIELD GOALS**

YEAR	GP	M-A	PCT.	20-29	30-39	40-49	50+	LNG	BLKD
2014	13	20-28	71.4	10-10	6-8	4-6	0-4	49	2
2015	13	23-30	76.7	2-2	8-9	13-16	0-3	48	0
2016	13	20-27	74.1	12-12	7-8	1-6	0-1	47	1
2017	2	3-6	50.5	2-2	0-2	0-0	1-0	50	0
<b>TOTALS</b>	<b>42</b>	<b>66-91</b>	<b>72.5</b>	<b>26-26</b>	<b>21-27</b>	<b>18-28</b>	<b>1-10</b>	<b>50</b>	<b>0</b>

**EXTRA POINTS**

YEAR	M-A	POINTS
2014	33-34	93
2015	41-42	110
2016	58-59	118
2017	7-7	16

**TOTALS** 136-139 337

**CAREER HIGHS**

**FG Made** 6 at Pitt, 10/27/16  
**FG Attempted** 6 at Pitt, 10/27/16  
**Longest FG** 50 vs. Delaware 9/9/17  
**Longest Attempt** 67 vs. Duke, 10/24/15  
**PATs Made** 7, 4x; last vs. Virginia, 11/26/16

**VIRGINIA TECH RECORD BOOK**

**Career Field Goals**

Name	Years	FGs
1. Shayne Graham	1996-99	68
2. <b>Joey Slye</b>	<b>2014-</b>	<b>66</b>
3. Brandon Pace	2003-06	58

**Career Points**

Name	Years	Points
1. Shayne Graham, K	1996-99	371
2. <b>Joey Slye, K</b>	<b>2014 -</b>	<b>337</b>
3. Lee Suggs, RB	1999-02	336

**#91 OSCAR BRADBURN**

P | 6-1 | 202 | Sydney, Australia | Sydney Secondary  
 \*Averaged 45.6 yards per punt and placed two punts inside the 20 yard line vs. Delaware (9/9).  
 \*Placed three punts inside the 20-yard line and averaged 46.5 yards per punt playing in his first American rules football game vs. West Virginia (9/3).  
 \*Attended the Blackwattle Bay us of Sydney Secondary College.  
 \*Played Australian Rules Football for Sydney Swans Academy.  
 \*Trained at Pro Kick Australia, a training facility in Melbourne that produced two of the three finalists for the 2016 Ray Guy Award.

**CAREER STATS**

YEAR	GP	NO.	YDS	AVG	LNG	TB	FC	I20	50+
2017	2	13	600	46.2	54	1	7	5	2

**CAREER HIGHS**

**Punts** 8 vs. West Virginia 9/3/17  
**Punting Yards** 372 vs. West Virginia 9/3/17  
**Punting Average** 46.5 vs. West Virginia 9/3/17



## THE LAST TIME

## TEAM

Scored 90+ points	99, vs. Emory & Henry (11/22/19)
Scored 80-89 points	86, vs. Roanoke College (9/30/1905)
Scored 70-79 points	77, vs. Akron (10/14/95)
Scored 60-69 points	66, vs. Appalachian State (9/03/11)
Scored 50-59 points	52, vs. Virginia (11/26/16)
Scored 40-49 points	49, vs. Boston College (9/17/16)
Back-to-back 40+ games	vs. BC (49), vs. ECU (54), 2016
Three straight 40+ games	at NCSU (41), vs. CMU (45), vs. WF (52), 2010
Four straight 40+ games	NCSU (41), CMU (45), WF (52), Duke (44), 2010
Rushed for 500+ yards	500, at Pittsburgh (9/11/93)
Rushed for 400-499 yards	444, vs. Marshall (9/12/09)
Rushed for 300-399 yards	308, vs. Western Michigan (9/27/14)
Rushed for 200-299 yards	<b>234, vs. West Virginia (9/03/17)</b>
Passed for 500+ yards	504, at Syracuse (11/09/02)
Passed for 400-499 yards	406, at Pittsburgh (10/27/16)
Passed for 300-399 yards	316 vs. Georgia Tech (11/12/16)
Passed for 200-299 yards	<b>222, vs. Delaware (9/09/17)</b>
Rushed/Passed for 200+ yards	vs. Virginia (11/26/16)
	289 rush, 297 pass
Had 600+ yards in total offense	605, vs. Wake Forest (10/16/10)
Had 500-599 yards in total offense	579, vs. Virginia (11/26/16)
Scored on first offensive play	vs. Appalachian State, 2011
	David Wilson, 20-yard run
Won on final offensive play	vs. Virginia (11/24/12)
	Cody Journell 29 yd FG
Lost on final offensive play	North Carolina (11/21/15)
	Quinshad Davis 5-yd pass from Marquise Williams (OT)
Won in overtime	29-21, vs. Marshall (11/21/13)
Lost in overtime	30-27 (OT), vs. North Carolina (11/21/15)
Recorded a safety	vs. East Carolina (9/24/16)
Recorded two defensive TDs	at Boston College (10/18/08)
Zero punts in a game	vs. James Madison (9/11/10)
Zero sacks allowed in a game	vs. East Carolina (9/24/16)
Recorded a shutout	vs. Boston College (9/17/16)
Held opp. to 0 yards or less rushing	-15, vs. Florida State (11/08/12)
Blocked two kicks in a game	vs. East Carolina (9/24/16)
Scored special teams TD	<b>vs. Delaware (9/09/17)</b>
Scored defensive & special teams TD	at Purdue (9/19/15)
Played an overtime game	vs. Duke [4 OT] (10/14/15)

## INDIVIDUAL

Rushed for 200+ yards	253, Darren Evans, vs. Maryland (11/06/08)
Rushed for 150-199 yards	157, J.C. Coleman, vs. Cincinnati (12/27/14)
Two players rushed for 100 yards	NC State (10/02/10)
	(Darren Evans, 160 yds. & Tyrod Taylor, 121 yds.)
Three players rushed for 100 yards	at South Carolina (10/12/74)
	Phil Rogers (120), Roscoe Coles (111) & George Heath (104)
Had 40+ carries	42, Cyrus Lawrence, vs. Memphis St. (10/03/81)
Had 30-39 carries	33, Travon McMillian, at Boston College (10/31/15)
Had 20-29 carries	22, Jerod Evans, vs. Arkansas (12/29/16)
Had two players with 20+ carries	Logan Thomas (23) & Trey Edmunds (22) vs. Marshall (9/21/13)
Rushed for 6 TDs	Tommy Francisco, vs. VMI (11/24/66)
Rushed for 5 TDs	Lee Suggs, at UCF (11/11/00)
Rushed for 4 TDs	Trey Edmunds, at Miami (11/09/13)
Rushed for 3 TDs	David Wilson, vs. Appalachian State (9/03/11)
Rushed for 2 TDs	Jerod Evans vs. Arkansas (12/29/16)
Passed for 500+ yards	504, Bryan Randall, at Syracuse (11/09/02)
Passed for 300-499 yards	316, Jerod Evans, vs. Georgia Tech (11/12/16)
Passed for 200-299 yards	<b>235, Josh Jackson vs. West Virginia (9/03/17)</b>
Two QBs each pass for 100+ yards	vs. Appalachian State (9/03/11)
	(Logan Thomas, 149 yds. & Mark Leal, 113 yds.)

Passed for 5 TDs	Jerod Evans, vs. Boston College (9/17/16)
Passed for 4 TDs	Jerod Evans, vs. Liberty (9/03/16)
Passed for 3 TDs	Jerod Evans, vs. East Carolina (9/24/16)
Passed for 2 TDs	<b>Josh Jackson, vs. Delaware (9/09/17)</b>
Two QBs with 2 TD passes apiece	Logan Thomas and Mark Leal vs. Appalachian State (9/03/11)
Had 50+ pass attempts	56, Michael Brewer, vs. East Carolina (9/13/14)
Had 40-49 pass attempts	45, Jerod Evans, vs. Georgia Tech (11/12/16)
Had 30-39 pass attempts	33, Jerod Evans, vs. Arkansas (12/29/16)
Had 20-29 pass attempts	<b>28, Josh Jackson vs. Delaware (9/09/17)</b>
Had 30+ pass completions	32, Jerod Evans, vs. Georgia Tech (11/12/16)
Had 20-29 pass completions	21, Jerod Evans, vs. Arkansas (12/29/16)
QB rush/pass for 100 yards	Logan Thoms vs. Duke (10/26/13)
	(101 rush, 214 pass)
Had 10+ receptions	12, Cam Phillips, vs. Clemson (12/03/16)
Had 250+ yards receiving	279, Ernest Wilford, at Syracuse (11/09/02)
Had 200-249 yards receiving	227, Isaiah Ford, vs. Tulsa (12/26/15)
Had 100+ yards receiving	<b>138, Cam Phillips vs. West Virginia (9/03/17)</b>
Three players with 100+ receiving	at Pittsburgh (10/27/16)
	Isaiah Ford (143), Bucky Hodges (145), Cam Phillips (109)
Had 4 TD receptions	Ernest Wilford at Syracuse (11/09/02)
Had 3 TD receptions	Bucky Hodges, vs. Duke (4 OT) (10/24/15)
Had 2 TD receptions	Bucky Hodges vs. Miami (10/20/16)
Intercepted 3 passes	Kendall Fuller, vs. Duke (10/26/13)
Intercepted 2 passes	Greg Stroman, vs. Liberty (9/03/16)
Returned a KO for TD	Demetri Knowles, at North Carolina (10/06/12)
Returned punt for TD	<b>Greg Stroman, vs. Delaware (9/09/17)</b>
Returned an INT for TD	Andrew Motuapuaka, vs. Furman (9/12/15)
Returned a fumble for TD	Andrew Motuapuaka vs. Virginia (11/26/16)
Returned blocked punt for TD	Adonis Alexander, at Purdue (9/19/15)
Returned blocked FG for TD	Adonis Alexander vs. Duke (11/05/16)
Returned blocked PAT for 2 pts	Stephan Virgil, vs. East Carolina (8/30/08)
Blocked an extra point	Dadi Nicolas, vs. Miami (10/23/14)
Blocked a FG	Greg Stroman, at Duke (11/05/16)
Blocked a punt	Cam Phillips, vs. East Carolina (9/24/16)
Scored a def. and special teams TD in a game	DeAngelo Hall vs. Arkansas St. (8/25/02) (49-yd. INT & 69-yd. PR)
Returned two punts for TDs	DeAngelo Hall vs. Syracuse (10/11/03) (58 & 60 yds.)
Successful 2-point conversion	vs. Duke (4 OT) (10/24/15)
	Travon McMillian, rush

Made 6 FGs	Joey Slye, at Pittsburgh (10/27/16)
Made 5 FGs	Chris Kinzer, vs. Vanderbilt (11/15/86)
Made 4 FGs	Joey Slye, at Boston College (10/31/15)
Made 3 FGs	Joey Slye, vs. Miami (10/20/16)
Kicked a 60+ FG	61, Wayne Latimer, vs. Florida State (10/11/1975)
Kicked a 50-59 FG	<b>50, Joey Slye vs. Delaware (9/09/17)</b>
Kicked a 40-49 FG	47, Joey Slye, vs. Miami (10/20/16)
Kicked two 40+ yards FGs in one game	Joey Slye, at Virginia (11/28/15)
Kicked a 70+ punt	75, Michael Branthover, at Duke (10/29/11)
Kicked a 60-69 punt	60, Mitchell Ludwig, vs. Clemson (12/03/16)



# THE LAST TIME – OPPONENT

## TEAM

Scored 70+ points	77, Alabama (10/27/73)
Scored 60-69 points	66, Washington & Lee (11/03/51)
Scored 50-59 points	52, Tulsa (12/26/15)
Scored 40-49 points	42, vs. Clemson (12/03/16)
Rushed for 500+ yards	748, Alabama (10/27/73)
Rushed for 400-499 yards	461, Alabama (11/18/72)
Rushed for 300-399 yards	309, vs. Georgia Tech (11/12/16)
Rushed for 200-299 yards	<b>221, vs. West Virginia (9/03/17)</b>
Had 50-99 yards rushing	73, at North Carolina (10/08/16)
Had FEWER than 50 yards rushing	46, vs. Arkansas (12/29/16)
Passed for 500+ yards	NEVER
Passed for 400-499 yards	450, at Syracuse (10/15/16), 2, vs. East Carolina, 2016
Had 50-99 yards passing	58, at North Carolina (10/08/16)
Had FEWER than 50 yards passing	34, vs. Georgia Tech (11/12/16)
Had 800+ yards in total offense	833, Alabama (10/27/73)
Had 700-799 yards in total offense	NEVER
Had 600-699 yards in total offense	604, Syracuse (11/09/02)
Had 500-599 yards in total offense	<b>592, vs. West Virginia (9/03/17)</b>
Recorded a safety	Boston College [2] (10/18/08)
Recorded a defensive TD	Georgia Tech (11/12/15)
Shut out Tech	Cincinnati (9/16/95)
Blocked two kicks in a game	Duke (9/16/06)
Scored a special teams TD	Alabama (8/31/13)
Scored defensive & special teams TD	Alabama (8/31/13)

## INDIVIDUAL

Rushed for 200+ yards	249, Duke Johnson, Miami (10/23/14)
Rushed for 150-199 yards	169, James Summers, East Carolina (9/26/15)
Rushed for 100-149 yards	<b>106, Justin Crawford vs. West Virginia (9/03/17)</b>
Two players rushed for 100 yards	vs. Georgia Tech (11/12/16) Marcus Marshall (143) & Matthew Jordan (142)
Three players rushed for 100 yards	NEVER
Had 40+ carries	44, Paul Palmer, Temple (10/18/86)
Had 35-39 carries	38, Derrick Knight, Boston College (11/22/03)
Rushed for 6 TDs	Willis McGahee, Miami (12/07/02)
Rushed for 5 TDs	NEVER
Rushed for 4 TDs	Chris Brantley, Rutgers (10/31/92)
Rushed for 3 TDs	James Connor, at Pittsburgh (10/27/16)
Rushed for 2 TDs	Deshaun Watson, vs. Clemson (12/03/16)
Passed for 500+ yards	NEVER
Passed for 400-499 yards	427, Shane Carden, East Carolina (9/13/14)
Passed for 300-399 yards	<b>371, Will Grier vs. West Virginia (9/03/17)</b>
Passed for 5 TDs	NEVER
Passed for 4 TDs	Thomas Sirk, Duke (4 OT) (10/29/11)
Passed for 3 TDs	<b>Will Grier vs. West Virginia (9/03/17)</b>
Had 50+ pass attempts	<b>53, Will Grier vs. West Virginia (9/03/17)</b>
Had 40-49 pass attempts	44, Dane Evans, Tulsa (12/26/15)
Had 30-39 pass attempts	31, Austin Allen, vs. Arkansas (12/29/16)
Had 30+ pass completions	30, Dominique Davis, East Carolina (9/18/10)
Had 20-29 pass comps	23, Deshaun Watson, vs. Clemson (12/03/16)
QB rush/pass for 100 yards	Eric Dungey, at Syracuse (10/15/16) 311 yds passing, 109 yds rushing
Had 11+ receptions	<b>13, Gary Jennings Jr., vs. West Virginia (9/03/17)</b>
Had 250+ yards receiving	NEVER
Had 200-249 yards receiving	224, Cam Worthy, East Carolina (9/13/14)

Had 100+ yards receiving	<b>189, Gary Jennings Jr. vs. West Virginia (9/03/17)</b>
Two players w/100+ yards receiving	at Syracuse (10/15/16) Ervin Phillips, 139 & Brisley Estime, 131
Had 4 TD receptions	Chris Brantley, Rutgers (10/31/92)
Had 3 TD receptions	Coby Fleener, Stanford (1/03/11)
Had 2 TD receptions	<b>David Stills V, vs. West Virginia (9/03/17)</b>
Intercepted 3 passes	Aaron Beasley, West Virginia (9/22/94)
Intercepted 2 passes	Cordrea Tankersley, vs. Clemson, 2016 (12/03/16)
Returned a KO for TD	Christian Jones, Alabama (8/31/13)
Returned punt for TD	William Likely, Maryland (11/16/13)
Returned an INT for TD	David Dean, Virginia (11/28/14)
Returned/recovered a fumble for TD	Alpha Jalloh, vs. Liberty (9/03/16)
Returned blocked punt for TD	T.J. Lee, East Carolina (8/30/08)
Returned blocked FG for TD	NEVER
Returned blocked PAT for 2 pts	Nigel Bradham, Florida State (12/04/10)
Blocked an extra point	Richard Ash, Western Michigan (9/27/14)
Blocked a FG	<b>Nasir Adderley, vs. Delaware (9/09/17)</b>
Blocked a punt	Gabriel Terry, Miami (11/1/2012)
2-point conversion	at Pittsburgh (10/27/16) Nathan Peterman pass to James Conner
Made 6 FGs	NEVER
Made 5 FGs	Alex Henery, Nebraska (9/19/09)
Made 4 FGs	Will Snyderwine, Duke (9/19/09)
Made 3 FGs	Harrison Butker, vs. Georgia Tech (11/12/16)
Kicked a 60+ FG	NEVER
Kicked a 50-59 FG	51, Cole Murphy, at Syracuse (10/15/16)
Kicked two 50+ FGs	51 & 53, Ross Martin, Duke (10/26/13)
Kicked a 40-49 FG	40, Harrison Butker, vs. Georgia Tech (11/12/16)
Kicked a 70+ punt	76, Alex Henery, Nebraska (9/19/09)
Kicked a 60-69 punt	67, Nicholas Conte, vs. Virginia (11/26/16)

## TURNOVERS

### THE LAST TIME TECH...

Lost two fumbles	at North Carolina (10/08/16)
Lost three fumbles	vs. Miami (10/23/14)
Lost four fumbles	vs. Liberty (9/03/16)
Lost five or more fumbles	5, vs. Tennessee (9/10/16)

Threw three interceptions	at Miami, Brenden Motley (10/17/15)
Threw four interceptions	Logan Thomas vs. Duke (10/26/13)
Threw five interceptions	Maurice DeShazo vs. Virginia (11/19/94)
Threw six or more interceptions	7, vs. Florida St. (10/10/59)

### THE LAST TIME AN OPPONENT...

Lost two fumbles	at North Carolina (10/08/16)
Lost three fumbles	North Carolina (OT) (11/21/15)
Lost four fumbles	Arkansas St. (8/25/02)
Lost five or more fumbles	5, Clemson (9/14/85)
Threw three interceptions	Arkansas (12/29/16)
Threw four interceptions	Duke (10/26/13)
Threw five interceptions	Georgia Tech (11/1/07)
Threw six or more interceptions	6, Rutgers (11/21/98)

# 17 FOOTBALL GAME NOTES

**2017 STATISTICS**  
**OVERALL: 2-0**

**ACC: 0-0**

**HOME: 1-0**

**AWAY: 0-0**

**NEUTRAL: 1-0**

## SCHEDULE & RESULTS

DATE	VT (RANK)	OPPONENT (RANK)	TV	LOCATION	TIME/RESULT	ATTEND.	TOP RUSHER	TOP PASSER	TOP RECEIVER	TOP TACKLER
Sept. 3	#21/22	vs. (22/20) West Virginia	ABC	FedExField, Landover, Md.	W, 31-24	67,489	Josh Jackson (11-101-1)	Josh Jackson (15-26-235-1)	Cam Phillips (7-138-1)	Andrew Motuapuaka (12)
Sept. 9	#18/18	Delaware	ACCNETWORK EXTRA	Blacksburg, Va.	W, 27-0	65,526	Jalen Holston (8-32-0)	Josh Jackson (16-28-222-2)	Cam Phillips (6-90-1)	Tremaine Edmunds (14)
Sept. 16	#16/16	at East Carolina	CBS SN	Greenville, N.C.	3:30 PM					
Sept. 23		Old Dominion	TBA	Blacksburg, Va.	TBA					
Sept. 30		Clemson*	TBA	Blacksburg, Va.	TBA					
Oct. 7		at Boston College*	TBA	Chestnut Hill, Mass.	TBA					
Oct. 21		North Carolina* (HC)	TBA	Blacksburg, Va.	TBA					
Oct. 28		Duke*	TBA	Blacksburg, Va.	TBA					
Nov. 4		at Miami*	TBA	Miami Gardens, Fla.	TBA					
Nov. 11		at Georgia Tech*	TBA	Atlanta, Ga.	TBA					
Nov. 18		Pitt*	TBA	Blacksburg, Va.	TBA					
Nov. 24		at Virginia*	TBA	Charlottesville, Va.	TBA					
Dec. 2		ACC Championship	TBA	Bank of America Stadium	TBA					

Rankings listed (AP/USA Today/CFB Ranking) HC - Homecoming \* - ACC Game

## TEAM STATISTICS

	HOKIES	OPPONENT
<b>SCORING</b>	<b>58</b>	<b>24</b>
Points Per Game	29.0	12.0
Points Off Turnovers	3	0
<b>FIRST DOWNS</b>	<b>36</b>	<b>41</b>
Rushing	15	18
Passing	17	23
Penalty	4	0
<b>RUSHING YARDAGE</b>	<b>315</b>	<b>328</b>
Yards gained rushing	333	399
Yards lost rushing	18	71
Rushing Attempts	73	81
Average Per Rush	4.3	4.0
Average Per Game	157.5	164.0
TDs Rushing	3	0
<b>PASSING YARDAGE</b>	<b>457</b>	<b>487</b>
Comp-Att-Int	31-56-0	39-71-2
Average Per Pass	8.2	6.9
Average Per Catch	14.7	12.5
Average Per Game	228.5	243.5
TDs Passing	3	3
<b>TOTAL OFFENSE</b>	<b>772</b>	<b>815</b>
Total Plays	129	152
Average Per Play	6.0	5.4
Average Per Game	386.0	407.5
<b>KICK RETURNS: #-Yards</b>	<b>3-93</b>	<b>0-0</b>
<b>PUNT RETURNS: #-Yards</b>	<b>4-64</b>	<b>2-2</b>
<b>INT RETURNS: #-Yards</b>	<b>2-63</b>	<b>0-0</b>
<b>KICK RETURN AVERAGE</b>	<b>31.0</b>	<b>0.0</b>
<b>PUNT RETURN AVERAGE</b>	<b>16.0</b>	<b>1.0</b>
<b>INT RETURN AVERAGE</b>	<b>31.5</b>	<b>0.0</b>
<b>FUMBLES-LOST</b>	<b>2-1</b>	<b>2-1</b>
<b>PENALTIES-Yards</b>	<b>7-44</b>	<b>20-165</b>
Average Per Game	22.0	82.5
<b>PUNTS-Yards</b>	<b>13-600</b>	<b>19-723</b>
Average Per Punt	46.2	38.1
Net punt average	44.5	33.6
<b>KICKOFFS-Yards</b>	<b>12-780</b>	<b>6-368</b>
Average Per Kick	65.0	61.3
Net kick average	40.0	37.5
<b>TIME OF POSSESSION/Game</b>	<b>27:07</b>	<b>32:53</b>
<b>3RD-DOWN Conversions</b>	<b>6/26</b>	<b>10/37</b>
3rd-Down Pct	23%	27%
<b>4TH-DOWN Conversions</b>	<b>1/1</b>	<b>2/3</b>
4th-Down Pct	100%	67%
<b>SACKS BY-Yards</b>	<b>6-43</b>	<b>2-7</b>
<b>MISC YARDS</b>	<b>0</b>	<b>71</b>
<b>TOUCHDOWNS SCORED</b>	<b>7</b>	<b>3</b>
<b>FIELD GOALS-ATTEMPTS</b>	<b>3-7</b>	<b>1-2</b>
<b>ON-SIDE KICKS</b>	<b>0-0</b>	<b>0-0</b>
<b>RED-ZONE SCORES</b>	<b>(6-8) 75%</b>	<b>(3-6) 50%</b>
<b>RED-ZONE TOUCHDOWNS</b>	<b>(4-8) 50%</b>	<b>(2-6) 33%</b>
<b>PAT-ATTEMPTS</b>	<b>(7-7) 100%</b>	<b>(3-3) 100%</b>
<b>ATTENDANCE</b>	<b>62526</b>	<b>0</b>
Games/Avg Per Game	1/62526	0/0
Neutral Site Games		1/67489

## SCORE BY QUARTERS

	1ST	2ND	3RD	4TH	TOTAL
Virginia Tech	10	17	14	17	58
Opponents	0	7	10	7	24

## RUSHING

NAME	GP	ATT	GAIN	LOSS	NET	AVG	TD	LONG	AVG/G
Josh Jackson	2	19	131	11	120	6.3	1	46	60.0
Deshawn McCleese	2	11	58	0	58	5.3	1	14	29.0
Travon McMillian	2	14	50	1	49	3.5	1	13	24.5
Steven Peoples	2	15	48	3	45	3.0	0	11	22.5
Jalen Holston	2	8	32	0	32	4.0	0	7	16.0
Sean Savoy	2	3	9	3	6	2.0	0	5	3.0
James Clark	2	1	3	0	3	3.0	0	3	1.5
C.J. Carroll	2	1	2	0	2	2.0	0	2	1.0
TEAM	2	1	0	0	0	0.0	0	0	0.0
<b>Total</b>	<b>2</b>	<b>73</b>	<b>333</b>	<b>18</b>	<b>315</b>	<b>4.3</b>	<b>3</b>	<b>46</b>	<b>157.5</b>
<b>Opponents</b>	<b>2</b>	<b>81</b>	<b>399</b>	<b>71</b>	<b>328</b>	<b>4.0</b>	<b>0</b>	<b>42</b>	<b>164.0</b>

## PASSING

NAME	GP	EFFIC	ATT-CMP-INT	PCT	YDS	TD	LONG	AVG/G
Josh Jackson	2	146.83	31-54-0	57.4	457	3	39	228.5
TEAM	2	0.00	0-1-0	0.0	0	0	0	0.0
Cam Phillips	2	0.00	0-1-0	0.0	0	0	0	0.0
<b>Total</b>	<b>2</b>	<b>141.59</b>	<b>31-56-0</b>	<b>55.4</b>	<b>457</b>	<b>3</b>	<b>39</b>	<b>228.5</b>
<b>Opponents</b>	<b>2</b>	<b>120.86</b>	<b>39-71-2</b>	<b>54.9</b>	<b>487</b>	<b>3</b>	<b>60</b>	<b>243.5</b>

## RECEIVING

NAME	GP	NO.	YDS	AVG	TD	LONG	AVG/G
Cam Phillips	2	13	228	17.5	2	32	114.0
Sean Savoy	2	8	105	13.1	0	38	52.5
C.J. Carroll	2	5	69	13.8	0	29	34.5
Travon McMillian	2	2	7	3.5	1	4	3.5
Chris Cunningham	2	1	39	39.0	0	39	19.5
James Clark	2	1	8	8.0	0	8	4.0
Deshawn McCleese	2	1	1	1.0	0	1	0.5
<b>Total</b>	<b>2</b>	<b>31</b>	<b>457</b>	<b>14.7</b>	<b>3</b>	<b>39</b>	<b>228.5</b>
<b>Opponents</b>	<b>2</b>	<b>39</b>	<b>487</b>	<b>12.5</b>	<b>3</b>	<b>60</b>	<b>243.5</b>



## 2017 STATISTICS

### PUNT RETURNS

NAME	NO.	YDS	AVG	TD	LONG
Greg Stroman	3	63	21.0	1	61
C.J. Carroll	1	1	1.0	0	1
<b>Total</b>	<b>4</b>	<b>64</b>	<b>16.0</b>	<b>1</b>	<b>61</b>
<b>Opponents</b>	<b>2</b>	<b>2</b>	<b>1.0</b>	<b>0</b>	<b>5</b>

### KICKOFF RETURNS

NAME	NO.	YDS	AVG	TD	LONG
James Clark	3	93	31.0	0	44
<b>Total</b>	<b>3</b>	<b>93</b>	<b>31.0</b>	<b>0</b>	<b>44</b>
<b>Opponents</b>	<b>0</b>	<b>0</b>	<b>0.0</b>	<b>0</b>	<b>0</b>

### INTERCEPTIONS

NAME	NO.	YDS	AVG	TD	LONG
Trevon Hill	1	8	8.0	0	8
Terrell Edmunds	1	55	55.0	0	55
<b>Total</b>	<b>2</b>	<b>63</b>	<b>31.5</b>	<b>0</b>	<b>55</b>
<b>Opponents</b>	<b>0</b>	<b>0</b>	<b>0.0</b>	<b>0</b>	<b>0</b>

### FUMBLE RETURNS

NAME	NO.	YDS	AVG	TD	LONG
<b>Total</b>	<b>0</b>	<b>0</b>	<b>0.0</b>	<b>0</b>	<b>0</b>
<b>Opponents</b>	<b>0</b>	<b>0</b>	<b>0.0</b>	<b>0</b>	<b>0</b>

### PUNTING

NAME	NO.	YDS	AVG	LONG	TB	FC	I20	50+	BLKD
Oscar Bradburn	13	600	46.2	54	1	7	5	2	0
<b>Total</b>	<b>13</b>	<b>600</b>	<b>46.2</b>	<b>54</b>	<b>1</b>	<b>7</b>	<b>5</b>	<b>2</b>	<b>0</b>
<b>Opponents</b>	<b>19</b>	<b>723</b>	<b>38.1</b>	<b>52</b>	<b>1</b>	<b>11</b>	<b>2</b>	<b>2</b>	<b>0</b>

### KICKOFFS

NAME	NO.	YDS	AVG	TB	OB	RETN	NET	YDLN
Joey Slye	12	780	65.0	12	0	0	5	2
<b>Total</b>	<b>12</b>	<b>780</b>	<b>65.0</b>	<b>12</b>	<b>0</b>	<b>0</b>	<b>40.0</b>	<b>25</b>
<b>Opponents</b>	<b>6</b>	<b>368</b>	<b>61.3</b>	<b>2</b>	<b>1</b>	<b>93</b>	<b>37.5</b>	<b>27</b>

### FIELD GOALS

#### FIELD GOAL SEQUENCE BY PLAYER

NAME	FGM-FGA	PCT	01-19	20-29	30-39	40-49	50-99	LG	BLK
Joey Slye	3-7	42.9	0-0	2-2	0-2	0-1	1-2	50	1

#### FIELD GOAL SEQUENCE BY GAME

FG SEQUENCE	VIRGINIA TECH	OPPONENTS
West Virginia	(25),38,32	(34)
Delaware	(50),[46],51,(24)	28
East Carolina		
Old Dominion		
Clemson		
Boston College		
North Carolina		
Duke		
Miami		
Georgia Tech		
Pitt		
Virginia		

Numbers in (parentheses) indicate field goal was made.

Numbers in [brackets] indicate field goal was blocked.

### SCORING

NAME	TD	FGS	KICK	RUSH	PAT				
					RCV	PASS	DXP	SAF	
Joey Slye	0	3-7	7-7	0-0	0	0-0	0	0	16
Cam Phillips	2	0-0	0-0	0-0	0	0-0	0	0	12
Travon McMillian	2	0-0	0-0	0-0	0	0-0	0	0	12
Greg Stroman	1	0-0	0-0	0-0	0	0-0	0	0	6
Deshawn McCleave	1	0-0	0-0	0-0	0	0-0	0	0	6
Josh Jackson	1	0-0	0-0	0-0	0	0-0	0	0	6
<b>Total</b>	<b>7</b>	<b>3-7</b>	<b>7-7</b>	<b>0-0</b>	<b>0</b>	<b>0-0</b>	<b>0</b>	<b>0</b>	<b>58</b>
<b>Opponents</b>	<b>3</b>	<b>1-2</b>	<b>3-3</b>	<b>0-0</b>	<b>0</b>	<b>0-0</b>	<b>0</b>	<b>0</b>	<b>24</b>

### ALL-PURPOSE

NAME	G	RUSH	REC	PR	KOR	IR	TOT
Cam Phillips	2	0	228	0	0	0	228 114.0
Josh Jackson	2	120	0	0	0	0	120 60.0
Sean Savoy	2	6	105	0	0	0	111 55.5
James Clark	2	3	8	0	93	0	104 52.0
C.J. Carroll	2	2	69	1	0	0	72 36.0
Greg Stroman	2	0	0	63	0	0	63 31.5
Deshawn McCleave	2	58	1	0	0	0	59 29.5
Travon McMillian	2	49	7	0	0	0	56 28.0
Terrell Edmunds	2	0	0	0	0	55	55 27.5
Steven Peoples	2	45	0	0	0	0	45 22.5
Chris Cunningham	2	0	39	0	0	0	39 19.5
Jalen Holston	2	32	0	0	0	0	32 16.0
Trevon Hill	2	0	0	0	0	8	8 4.0
<b>Total</b>	<b>2</b>	<b>315</b>	<b>457</b>	<b>64</b>	<b>93</b>	<b>63</b>	<b>992 496.0</b>
<b>Opponents</b>	<b>2</b>	<b>328</b>	<b>487</b>	<b>2</b>	<b>0</b>	<b>0</b>	<b>817 408.5</b>

### TOTAL OFFENSE

NAME	G	PLAYS	RUSH	PASS	TOTAL	AVG/G
Josh Jackson	2	73	120	457	577	288.5
Deshawn McCleave	2	11	58	0	58	29.0
Travon McMillian	2	14	49	0	49	24.5
Steven Peoples	2	15	45	0	45	22.5
Jalen Holston	2	8	32	0	32	16.0
Sean Savoy	2	3	6	0	6	3.0
James Clark	2	1	3	0	3	1.5
C.J. Carroll	2	1	2	0	2	1.0
<b>Total</b>	<b>2</b>	<b>129</b>	<b>315</b>	<b>457</b>	<b>772</b>	<b>386.0</b>
<b>Opponents</b>	<b>2</b>	<b>152</b>	<b>328</b>	<b>487</b>	<b>815</b>	<b>407.5</b>

# 17 FOOTBALL GAME NOTES

## 2017 STATISTICS

### 2017 DEFENSIVE STATISTICS

NO.	NAME	GP-GS	TACKLES			TFL/YDS	SACKS NO-YARDS	PASS DEF			FR-YDS	FF	BLKD KICK	SAFETY
			SOLO	AST	TOTAL			INT-YDS	BRUP	QBH				
49	Tremaine Edmunds	2-2	11	10	21	4.0-26	1.5-19	.	.	1	.	1	.	
54	Andrew Motuapuaka	2-2	10	10	20	1.5-3	1.0-2	.	.	3	.	.	.	
6	Mook Reynolds	2-2	10	7	17	1.5-9	1.0-7	.	.	.	.	.	.	
21	Reggie Floyd	2-2	9	6	15	.	.	.	1	.	.	.	.	
22	Terrell Edmunds	2-2	10	5	15	1.5-9	1.0-9	1-55	2	.	.	.	.	
36	Adonis Alexander	2-2	12	2	14	1.0-1	.	.	3	.	.	.	.	
7D	Divine Deablo	2-0	6	1	7	1.0-1	.	.	1	.	.	.	.	
94	Trevon Hill	2-2	3	4	7	1.5-6	.	1-8	.	3	1-0	.	.	
8	Ricky Walker	2-2	3	3	6	1.0-3	.	.	.	2	.	.	.	
99	Vinny Mihota	2-2	2	3	5	2.0-7	0.5-2	.	.	.	.	.	.	
4S	Tim Settle	2-2	3	.	3	2.0-5	1.0-4	.	1	1	.	.	.	
3	Greg Stroman	2-2	1	2	3	.	.	.	2	.	.	.	.	
24	Anthony Shegog	2-0	1	1	2	.	.	.	.	1	.	.	.	
11	Houshun Gaines	2-0	1	1	2	.	.	.	.	.	.	.	.	
96	Jimmie Taylor	2-0	1	.	1	.	.	.	.	.	.	.	.	
55	Jarrod Hewitt	2-0	.	1	1	.	.	.	.	.	.	.	.	
40	Trey Skeens	2-0	.	1	1	.	.	.	.	.	.	.	.	
31	Brandon Facyson	2-0	.	1	1	.	.	.	1	.	.	.	.	
20	Deon Newsome	2-0	1	.	1	.	.	.	.	.	.	.	.	
4D	Emmanuel Belmar	2-0	.	.	.	.	.	.	.	1	.	.	.	
<b>Total</b>	<b>2-0</b>		<b>84</b>	<b>58</b>	<b>142</b>	<b>17-70</b>	<b>6-43</b>	<b>2-63</b>	<b>11</b>	<b>12</b>	<b>1-0</b>	<b>1</b>	.	
<b>Opponents</b>	<b>2-0</b>		<b>68</b>	<b>62</b>	<b>130</b>	<b>10.0-18</b>	<b>2-7</b>	.	<b>5</b>	<b>10</b>	<b>1-0</b>	<b>1</b>	<b>1</b>	

#### RUSHING TACKLES

NAME	TOTAL
Tremaine Edmunds	16
Andrew Motuapuaka	15
Reggie Floyd	12
Terrell Edmunds	9
Mook Reynolds	7
Adonis Alexander	7
Trevon Hill	6
Ricky Walker	5
Vinny Mihota	4
Greg Stroman	2
Divine Deablo	2
Tim Settle	2
Trey Skeens	1
Jimmie Taylor	1
Jarrod Hewitt	1
Houshun Gaines	1
Anthony Shegog	1
Deon Newsome	1
<b>TOTALS</b>	<b>93</b>

#### PASSING TACKLES

NAME	TOTAL
Mook Reynolds	8
Adonis Alexander	7
Terrell Edmunds	5
Divine Deablo	4
Andrew Motuapuaka	3
Tremaine Edmunds	3
Reggie Floyd	3
Houshun Gaines	1
Ricky Walker	1
Trevon Hill	1
Greg Stroman	1
<b>TOTALS</b>	<b>37</b>

#### SPECIAL TEAMS TACKLES

NAME	T	KO	PUNT
Andrew Motuapuaka	1	0	1
Divine Deablo	1	0	1
Anthony Shegog	1	0	1
Brandon Facyson	1	0	1
<b>TOTALS</b>	<b>4</b>	<b>0</b>	<b>4</b>

#### HOKIES ON COIN FLIPS

Virginia Tech is 2-0 in coin tosses this season.

GAME	FLIP	SCORE
West Virginia	WON	W, 31-24
Delaware	WON	W, 27-0
East Carolina		
Old Dominion		
Clemson		
Boston College		
North Carolina		
Duke		
Miami		
Georgia Tech		
Pitt		
Virginia		

#### HOKIES ON OPENING OFFENSIVE DRIVES

GAME	1ST HALF	2ND HALF
West Virginia	Punt	Punt
Delaware	Punt	Punt
East Carolina		
Old Dominion		
Clemson		
Boston College		
North Carolina		
Duke		
Miami		
Georgia Tech		
Pitt		
Virginia		

#### HOKIES ON OPENING DEFENSIVE SERIES

GAME	1ST HALF	2ND HALF
West Virginia	Punt	FIELD GOAL
Delaware	Punt	INTERCEPTION
East Carolina		
Old Dominion		
Clemson		
Boston College		
North Carolina		
Duke		
Miami		
Georgia Tech		
Pitt		
Virginia		

## 2017 STATISTICS

### BIG PLAYS (MORE THAN 20 YARDS)

#### 20-YARD PLUS PLAYS

YARDS	TYPE	PLAYER(S)	OPPONENT
61*	PR	Greg Stroman	Delaware
55	INT	Terrell Edmunds	Delaware
46		Josh Jackson	West Virginia
44	KR	James Clark	West Virginia
39	Pass	Cunningham from Josh Jackson	West Virginia
38	Pass	Sean Savoy from Josh Jackson	Delaware
32*	Pass	Cam Phillips from Josh Jackson	West Virginia
29	Pass	C.J. Carroll from Josh Jackson	Delaware
28	Pass	Cam Phillips from Josh Jackson	West Virginia
28*	Pass	Cam Phillips from Josh Jackson	Delaware
28	Pass	Cam Phillips from Josh Jackson	West Virginia
25	KR	James Clark	West Virginia
24	KR	James Clark	West Virginia
22	Pass	C.J. Carroll from Josh Jackson	Delaware
22	Pass	Sean Savoy from Josh Jackson	West Virginia
22	Pass	Cam Phillips from Josh Jackson	West Virginia
22	Pass	Cam Phillips from Josh Jackson	Delaware

\* touchdown scored on play

#### VT LONG PLAYS BY THE NUMBERS

LONG PLAYS BY YARDS	NO.	TD
100+	0	0
90-99	0	0
80-89	0	0
70-79	0	0
60-69	1	1
50-59	1	0
40-49	2	0
30-39	3	1
20-29	10	1

LONG PLAYS BY TYPE	NO.	TD
Rushing	1	0
Passing	11	2
Punt returns	1	1
Kick returns	3	0
Interceptions	1	0
Fumble returns	0	0
Other	0	0
<b>TOTAL</b>	<b>17</b>	<b>3</b>

#### 20-YARD PLUS BY PLAYER

PLAYER	NO.	TD	R	P	KR	PR	IR	FR
Cam Phillips	6	2	0	6	0	0	0	0
James Clark	3	0	0	0	3	0	0	0
Sean Savoy	2	0	0	2	0	0	0	0
C.J. Carroll	2	0	0	2	0	0	0	0
Greg Stroman	1	1	0	0	0	1	0	0
Terrell Edmunds	1	0	0	0	0	0	1	0
Josh Jackson	1	0	1	0	0	0	0	0
Chris Cunningham	1	0	0	1	0	0	0	0
<b>TOTAL</b>	<b>17</b>	<b>3</b>	<b>1</b>	<b>11</b>	<b>3</b>	<b>1</b>	<b>1</b>	<b>0</b>

#### VIRGINIA TECH'S LONGEST PLAYS OF THE YEAR

Rushing	46	Josh Jackson vs West Virginia (9/3/2017)
Rushing TD	12	Deshawn McCleese vs West Virginia (9/3/2017)
Passing	39	Chris Cunningham from Josh Jackson vs West Virginia (9/3/2017)
Passing TD	32	Cam Phillips from Josh Jackson vs West Virginia (9/3/2017)
Punt Return	61	Greg Stroman vs Delaware (9/9/2017)
Kick Return	44	James Clark vs West Virginia (9/3/2017)
INT Return	55	Terrell Edmunds vs Delaware (9/9/2017)
Punt	54	Oscar Bradburn vs West Virginia (9/3/2017)
Field Goal	50	Joey Slye vs Delaware (9/9/2017)

### MONEY PLAYS (PLAYS RESULTING IN A 1ST DOWN OR TD)

RUSHERS	1ST	TD	NO.	ATT
Josh Jackson	6	1	7	17
Travon McMillian	2	1	3	14
Deshawn McCleese	3	1	3	11
Steven Peoples	2	0	2	15
Jalen Holston	2	0	2	8
<b>TOTALS</b>	<b>15</b>	<b>3</b>	<b>17</b>	<b>71</b>
<b>1st DOWN TOTALS</b>	<b>5</b>	<b>0</b>	<b>5</b>	<b>33</b>
<b>2nd DOWN TOTALS</b>	<b>7</b>	<b>3</b>	<b>9</b>	<b>28</b>
<b>3rd DOWN TOTALS</b>	<b>2</b>	<b>0</b>	<b>2</b>	<b>9</b>
<b>4th DOWN TOTALS</b>	<b>1</b>	<b>0</b>	<b>1</b>	<b>1</b>

RECEIVERS	1ST	TD	NO.	ATT
Cam Phillips	9	2	9	13
Sean Savoy	4	0	4	8
C.J. Carroll	3	0	3	5
Chris Cunningham	1	0	1	1
Travon McMillian	0	1	1	2
<b>TOTALS</b>	<b>17</b>	<b>3</b>	<b>18</b>	<b>31</b>
<b>1st DOWN TOTALS</b>	<b>10</b>	<b>1</b>	<b>10</b>	<b>18</b>
<b>2nd DOWN TOTALS</b>	<b>3</b>	<b>2</b>	<b>4</b>	<b>7</b>
<b>3rd DOWN TOTALS</b>	<b>4</b>	<b>0</b>	<b>4</b>	<b>6</b>
<b>4th DOWN TOTALS</b>	<b>0</b>	<b>0</b>	<b>0</b>	<b>0</b>

### DRIVE START AVERAGES

OBTAINED	HOKIES		OPPONENTS	
	#	AVG	#	AVG
Kickoff	6	35.7	12	25.0
Punt	19	35.6	13	19.1
Field goal	1	20.0	4	43.8
Fumble	1	90.0	1	17.0
Interception	2	48.0	0	0.0
Downs	0	0.0	0	0.0
<b>All drives</b>	<b>29</b>	<b>37.8</b>	<b>30</b>	<b>24.7</b>



# 17 FOOTBALL GAME NOTES

## 2017 STATISTICS

### SUPERLATIVES

#### MOST BY A HOKIE...

Rushes	13	Steven Peoples vs West Virginia (Sep 03, 2017)
Yards Rushing	101	Josh Jackson vs West Virginia (Sep 03, 2017)
TD Rushes	1	Travon McMillian vs West Virginia (Sep 03, 2017)
		Deshawn McCleese vs West Virginia (Sep 03, 2017)
		Josh Jackson vs West Virginia (Sep 03, 2017)
Long Rush	46	Josh Jackson vs West Virginia (Sep 03, 2017)
Pass attempts	28	Josh Jackson vs Delaware (Sep 09, 2017)
Pass completions	16	Josh Jackson vs Delaware (Sep 09, 2017)
Yards Passing	235	Josh Jackson vs West Virginia (Sep 03, 2017)
TD Passes	2	Josh Jackson vs Delaware (Sep 09, 2017)
Long Pass	39	Josh Jackson vs West Virginia (Sep 03, 2017)
Receptions	7	Cam Phillips vs West Virginia (Sep 03, 2017)
Yards Receiving	138	Cam Phillips vs West Virginia (Sep 03, 2017)
TD Receptions	1	Cam Phillips vs West Virginia (Sep 03, 2017)
		Travon McMillian vs Delaware (Sep 09, 2017)
		Cam Phillips vs Delaware (Sep 09, 2017)
Long Reception	39	Chris Cunningham vs West Virginia (Sep 03, 2017)
Field Goals	2	Joey Slye vs Delaware (Sep 09, 2017)
Long Field Goal	50	Joey Slye vs Delaware (Sep 09, 2017)
Punts	8	Oscar Bradburn vs West Virginia (Sep 03, 2017)
Punting Avg	46.5	Oscar Bradburn vs West Virginia (Sep 03, 2017)
Long Punt	54	Oscar Bradburn vs West Virginia (Sep 03, 2017)
Punts inside 20	3	Oscar Bradburn vs West Virginia (Sep 03, 2017)
Long Punt Return	61	Greg Stroman vs Delaware (Sep 09, 2017)
Long Kickoff	44	James Clark vs West Virginia (Sep 03, 2017)
Return		
Tackles	14	Tremaine Edmunds vs Delaware (Sep 09, 2017)
Sacks	1.5	Tremaine Edmunds vs Delaware (Sep 09, 2017)
Tackles For Loss	4.0	Tremaine Edmunds vs Delaware (Sep 09, 2017)
Interceptions	1	Trevon Hill vs West Virginia (Sep 03, 2017)
		Terrell Edmunds vs Delaware (Sep 09, 2017)

#### VIRGINIA TECH GAME HIGHS

Rushes	45	vs West Virginia (Sep 03, 2017)
Yards Rushing	234	vs West Virginia (Sep 03, 2017)
Yards Per Rush	5.2	vs West Virginia (Sep 03, 2017)
TD Rushes	3	vs West Virginia (Sep 03, 2017)
Pass attempts	29	vs Delaware (Sep 09, 2017)
Pass completions	16	vs Delaware (Sep 09, 2017)
Yards Passing	235	vs West Virginia (Sep 03, 2017)
Yards Per Pass	8.7	vs West Virginia (Sep 03, 2017)
TD Passes	2	vs Delaware (Sep 09, 2017)
Total Plays	72	vs West Virginia (Sep 03, 2017)
Total Offense	469	vs West Virginia (Sep 03, 2017)
Yards Per Play	6.5	vs West Virginia (Sep 03, 2017)
Points	31	vs West Virginia (Sep 03, 2017)
Sacks By	4	vs Delaware (Sep 09, 2017)
First Downs	21	vs West Virginia (Sep 03, 2017)
Penalties	5	vs West Virginia (Sep 03, 2017)
Penalty Yards	34	vs West Virginia (Sep 03, 2017)
Turnovers	1	vs Delaware (Sep 09, 2017)
Interceptions By	1	vs West Virginia (Sep 03, 2017)
		vs Delaware (Sep 09, 2017)
Punts	8	vs West Virginia (Sep 03, 2017)
Punting Avg	46.5	vs West Virginia (Sep 03, 2017)
Long Punt	54	vs West Virginia (Sep 03, 2017)
Punts inside 20	3	vs West Virginia (Sep 03, 2017)
Long Punt Return	61	vs Delaware (Sep 09, 2017)

#### MOST BY AN OPPONENT...

Rushes	16	Joe Walker, vs Delaware (Sep 09, 2017)
Yards Rushing	106	Crawford, J, vs West Virginia (Sep 03, 2017)
TD Rushes	0	
Long Rush	42	Crawford, J, vs West Virginia (Sep 03, 2017)
Pass attempts	53	Grier, Will, vs West Virginia (Sep 03, 2017)
Pass completions	31	Grier, Will, vs West Virginia (Sep 03, 2017)
Yards Passing	371	Grier, Will, vs West Virginia (Sep 03, 2017)
TD Passes	3	Grier, Will, vs West Virginia (Sep 03, 2017)
Long Pass	60	Grier, Will, vs West Virginia (Sep 03, 2017)
Receptions	13	Jennings Jr., G, vs West Virginia (Sep 03, 2017)
Yards Receiving	189	Jennings Jr., G, vs West Virginia (Sep 03, 2017)
TD Receptions	2	Sills V, David, vs West Virginia (Sep 03, 2017)
Long Reception	60	Jennings Jr., G, vs West Virginia (Sep 03, 2017)
Field Goals	1	Molina, Mike, vs West Virginia (Sep 03, 2017)
Long Field Goal	34	Molina, Mike, vs West Virginia (Sep 03, 2017)
Punts	10	Nick Pritchard, vs Delaware (Sep 09, 2017)
Punting Avg	39.9	Nick Pritchard, vs Delaware (Sep 09, 2017)
Long Punt	52	Nick Pritchard, vs Delaware (Sep 09, 2017)
Punts inside 20	2	Kinney, Billy, vs West Virginia (Sep 03, 2017)
Long Punt Return	5	Jamie Jarmon, vs Delaware (Sep 09, 2017)
Long Kickoff	0	
Return		
Tackles	8	Benton, Al, vs West Virginia (Sep 03, 2017)
		Bailey, Hakeem, vs West Virginia (Sep 03, 2017)
Sacks	1.0	Bilal Nichols, vs Delaware (Sep 09, 2017)
Tackles For Loss	2.0	Bailey, Hakeem, vs West Virginia (Sep 03, 2017)
Interceptions	0	

#### OPPONENT GAME HIGHS

Rushes	46	vs Delaware (Sep 09, 2017)
Yards Rushing	221	vs West Virginia (Sep 03, 2017)
Yards Per Rush	6.3	vs West Virginia (Sep 03, 2017)
TD Rushes	0	
Pass attempts	54	vs West Virginia (Sep 03, 2017)
Pass completions	31	vs West Virginia (Sep 03, 2017)
Yards Passing	371	vs West Virginia (Sep 03, 2017)
Yards Per Pass	6.9	vs West Virginia (Sep 03, 2017)
TD Passes	3	vs West Virginia (Sep 03, 2017)
Total Plays	89	vs West Virginia (Sep 03, 2017)
Total Offense	592	vs West Virginia (Sep 03, 2017)
Yards Per Play	6.7	vs West Virginia (Sep 03, 2017)
Points	24	vs West Virginia (Sep 03, 2017)
Sacks By	1	vs West Virginia (Sep 03, 2017)
		vs Delaware (Sep 09, 2017)
First Downs	29	vs West Virginia (Sep 03, 2017)
Penalties	11	vs Delaware (Sep 09, 2017)
Penalty Yards	84	vs Delaware (Sep 09, 2017)
Turnovers	2	vs Delaware (Sep 09, 2017)
Interceptions By	0	
Punts	10	vs Delaware (Sep 09, 2017)
Punting Avg	39.9	vs Delaware (Sep 09, 2017)
Long Punt	52	vs Delaware (Sep 09, 2017)
Punts inside 20	2	vs West Virginia (Sep 03, 2017)
Long Punt Return	5	vs Delaware (Sep 09, 2017)

2017 STATISTICS

VIRGINIA TECH MISCELLANEOUS STATS

3RD-DOWN CONVERSIONS

DATE	OPPONENT	SCORE	OVERALL	1ST QTR	2ND QTR	3RD QTR	4TH QTR
Sept. 3	vs West Virginia	W 31-24	3-15 20.0%	0-4 0.0%	2-5 40.0%	1-3 33.3%	0-3 0.0%
Sept. 9	Delaware	W 27-0	3-11 27.3%	1-3 33.3%	0-3 0.0%	0-2 0.0%	2-3 66.7%
Sept. 16	at East Carolina						
Sept. 23	Old Dominion						
Sept. 30	Clemson						
Oct. 7	at Boston College						
Oct. 21	North Carolina						
Oct. 28	Duke						
Nov. 4	at Miami						
Nov. 11	at Georgia Tech						
Nov. 18	Pitt						
Nov. 24	at Virginia						
<b>Virginia Tech</b>			<b>6-26 23.1%</b>	<b>1-7 14.3%</b>	<b>2-8 25.0%</b>	<b>1-5 20.0%</b>	<b>2-6 33.3%</b>
<b>Opponents</b>			<b>10-37 27.0%</b>	<b>4-12 33.3%</b>	<b>1-8 12.5%</b>	<b>3-8 37.5%</b>	<b>2-9 22.2%</b>

4TH-DOWN CONVERSIONS

DATE	OPPONENT	SCORE	OVERALL	1ST QTR	2ND QTR	3RD QTR	4TH QTR
Sept. 3	vs West Virginia	W 31-24	1-1 100.0%	1-1 100.0%	0-0 0.0%	0-0 0.0%	0-0 0.0%
Sept. 9	Delaware	W 27-0	0-0 0.0%	0-0 0.0%	0-0 0.0%	0-0 0.0%	0-0 0.0%
Sept. 16	at East Carolina						
Sept. 23	Old Dominion						
Sept. 30	Clemson						
Oct. 7	at Boston College						
Oct. 21	North Carolina						
Oct. 28	Duke						
Nov. 4	at Miami						
Nov. 11	at Georgia Tech						
Nov. 18	Pitt						
Nov. 24	at Virginia						
<b>Virginia Tech</b>			<b>1-1 100.0%</b>	<b>1-1 100.0%</b>	<b>0-0 0.0%</b>	<b>0-0 0.0%</b>	<b>0-0 0.0%</b>
<b>Opponents</b>			<b>2-3 66.7%</b>	<b>0-0 0.0%</b>	<b>1-2 50.0%</b>	<b>0-0 0.0%</b>	<b>1-1 100.0%</b>

TIME OF POSSESSION

DATE	OPPONENT	SCORE	OVERALL	1ST QTR	2ND QTR	3RD QTR	4TH QTR
Sept. 3	vs West Virginia	W 31-24	31:00	7:24	6:32	7:22	9:42
Sept. 9	Delaware	W 27-0	23:13	2:33	7:13	4:39	8:48
Sept. 16	at East Carolina						
Sept. 23	Old Dominion						
Sept. 30	Clemson						
Oct. 7	at Boston College						
Oct. 21	North Carolina						
Oct. 28	Duke						
Nov. 4	at Miami						
Nov. 11	at Georgia Tech						
Nov. 18	Pitt						
Nov. 24	at Virginia						
<b>Virginia Tech</b>			<b>Total 54:13</b>	<b>9:57</b>	<b>13:45</b>	<b>12:01</b>	<b>18:30</b>
			<b>Avg. 27:06</b>	<b>4:58</b>	<b>6:52</b>	<b>6:00</b>	<b>9:15</b>
<b>Opponents</b>			<b>Total 65:47</b>	<b>20:03</b>	<b>16:15</b>	<b>17:59</b>	<b>11:30</b>
			<b>Avg. 32:53</b>	<b>10:01</b>	<b>8:07</b>	<b>8:59</b>	<b>5:45</b>

RED ZONE STATS

VIRGINIA TECH INSIDE OPPONENT RED-ZONE

DATE	OPPONENT	SCORE	TIMES		TOTAL PTS	TDS	RUSH TDS	PASS TDS	FGS MADE	FGA	FAILED TO SCORE INSIDE RZ				GAME
			IN RZ	SCORED							DOWNS	INT	FUMB	HALF	
Sept. 3	vs West Virginia	W 31-24	6	4	24	3	3	0	1	2	0	0	0	0	0
Sept. 9	Delaware	W 27-0	2	2	10	1	0	1	1	0	0	0	0	0	0
Sept. 16	at East Carolina														
Sept. 23	Old Dominion														
Sept. 30	Clemson														
Oct. 7	at Boston College														
Oct. 21	North Carolina														
Oct. 28	Duke														
Nov. 4	at Miami														
Nov. 11	at Georgia Tech														
Nov. 18	Pitt														
Nov. 24	at Virginia														
<b>Totals 6 of 8 (75.0%)</b>			<b>8</b>	<b>6</b>	<b>34</b>	<b>4</b>	<b>3</b>	<b>1</b>	<b>2</b>	<b>2</b>	<b>0</b>	<b>0</b>	<b>0</b>	<b>0</b>	<b>0</b>

VIRGINIA TECH INSIDE OPPONENT RED-ZONE

DATE	OPPONENT	SCORE	TIMES		TOTAL PTS	TDS	RUSH TDS	PASS TDS	FGS MADE	FGA	FAILED TO SCORE INSIDE RZ				GAME
			IN RZ	SCORED							DOWNS	INT	FUMB	HALF	
Sept. 3	vs West Virginia	W 31-24	4	3	17	2	0	2	1	0	0	0	0	1	0
Sept. 9	Delaware	W 27-0	2	0	0	0	0	0	0	1	0	1	0	0	0
Sept. 16	at East Carolina														
Sept. 23	Old Dominion														
Sept. 30	Clemson														
Oct. 7	at Boston College														
Oct. 21	North Carolina														
Oct. 28	Duke														
Nov. 4	at Miami														
Nov. 11	at Georgia Tech														
Nov. 18	Pitt														
Nov. 24	at Virginia														
<b>Totals 3 of 6 (50.0%)</b>			<b>6</b>	<b>3</b>	<b>17</b>	<b>2</b>	<b>0</b>	<b>2</b>	<b>1</b>	<b>1</b>	<b>0</b>	<b>1</b>	<b>0</b>	<b>1</b>	<b>0</b>

# 17 FOOTBALL GAME NOTES

## 2017 STATISTICS

### SCORING DRIVES

#### VIRGINIA TECH SCORING OPPONENT SCORING PLAY

			PLAYS-YDS.- TOP
1	West Virginia	FG Slye, Joey 25	12-58-4:46
2	West Virginia	Jackson, J 5 Rush (Slye, Joey)	8-47-2:55
3	West Virginia	McCleese, D 12 Rush (Slye, Joey)	4-71-1:28
3	West Virginia	Phillips, C 32 Pass From Jackson, J (Slye, Joey)	1-32-0:08
4	West Virginia	McMillian, T 3 Rush (Slye, Joey)	6-82-2:23
1	Delaware	Stroman, G 61 Punt Return (Slye, Joey)	-
2	Delaware	FG Slye, Joey 50	8-40-3:25
2	Delaware	McMillian, T 4 Pass From Jackson, J (Slye, Joey)	6-80-1:39
4	Delaware	Phillips, C 28 Pass From Jackson, J (Slye, Joey)	6-66-2:32
4	Delaware	FG Slye, Joey 24	4-3-1:19
Totals			55-479-20:35
Average Scoring Drive			6.1 plays-53.2 yds.

- 10 Total Scores (3 Run, 3 Pass, 3 FG, 1 S.T., 0 Safety, 0 Defense)
- 2 First Quarter Scores (0 Run, 0 Pass, 1 FG, 1 S.T., 0 Safety, 0 Defense)
- 3 Second Quarter Scores (1 Run, 1 Pass, 1 FG, 0 S.T., 0 Safety, 0 Defense)
- 2 Third Quarter Scores (1 Run, 1 Pass, 0 FG, 0 S.T., 0 Safety, 0 Defense)
- 3 Fourth Quarter Scores (1 Run, 1 Pass, 1 FG, 0 S.T., 0 Safety, 0 Defense)
- 0 Overtime Scores (0 Run, 0 Pass, 0 FG, 0 S.T., 0 Safety, 0 Defense)

<b>Most plays in a scoring drive:</b>	12 plays - vs. West Virginia (12-58-4:46 FG)
<b>Longest scoring drive:</b>	82 yards - vs. West Virginia (6-82-2:23 TD)
<b>Longest TOP scoring drive:</b>	4:46 - vs. West Virginia (12-58-4:46 FG)
<b>Average TOP on offensive scoring drives:</b>	2:17

#### OPPONENT SCORING OPPONENT SCORING PLAY

			PLAYS-YDS.- TOP
2	West Virginia	Sills V, David 11 Pass From Grier, Will (Molina, Mike)	10-86-4:34
3	West Virginia	FG Molina, Mike 34	7-58-2:33
3	West Virginia	Sills V, David 10 Pass From Grier, Will (Molina, Mike)	8-79-2:49
4	West Virginia	Jennings Jr., G 60 Pass From Grier, Will (Molina, Mike)	2-73-0:29
Totals			27-296-10:25
Average Scoring Drive			6.8 plays-74.0 yds.

- 4 Total Scores (0 Run, 3 Pass, 1 FG, 0 S.T., 0 Safety, 0 Defense)
- 0 First Quarter Scores (0 Run, 0 Pass, 0 FG, 0 S.T., 0 Safety, 0 Defense)
- 1 Second Quarter Scores (0 Run, 1 Pass, 0 FG, 0 S.T., 0 Safety, 0 Defense)
- 2 Third Quarter Scores (0 Run, 1 Pass, 1 FG, 0 S.T., 0 Safety, 0 Defense)
- 1 Fourth Quarter Scores (0 Run, 1 Pass, 0 FG, 0 S.T., 0 Safety, 0 Defense)
- 0 Overtime Scores (0 Run, 0 Pass, 0 FG, 0 S.T., 0 Safety, 0 Defense)

<b>Most plays in a scoring drive:</b>	10 plays - vs. West Virginia (10-86-4:34 TD)
<b>Longest scoring drive:</b>	86 yards - vs. West Virginia (10-86-4:34 TD)
<b>Longest TOP scoring drive:</b>	4:34 - vs. West Virginia (10-86-4:34 TD)
<b>Average TOP on offensive scoring drives:</b>	2:36



2017 STATISTICS

OFFENSIVE GAME-BY-GAME

PASSING

#17 JACKSON, J	ATT	COMP	INT	PCT	YARDS	TD	LONG	SACK	YDS	EFFIC
West Virginia	26	15	0	57.7	235	1	39	1	2	146.3
Delaware	28	16	0	57.1	222	2	38	1	5	147.3
<b>TOTALS</b>	<b>54</b>	<b>31</b>	<b>0</b>	<b>57.4</b>	<b>457</b>	<b>3</b>	<b>39</b>	<b>2</b>	<b>7</b>	<b>146.8</b>

#TM TEAM

	ATT	COMP	INT	PCT	YARDS	TD	LONG	SACK	YDS	EFFIC
Delaware	1	0	0	0.0	0	0	0	0	0	0.0
<b>TOTALS</b>	<b>1</b>	<b>0</b>	<b>0</b>	<b>0.0</b>	<b>0</b>	<b>0</b>	<b>0</b>	<b>0</b>	<b>0</b>	<b>0.0</b>

#5 PHILLIPS, C

	ATT	COMP	INT	PCT	YARDS	TD	LONG	SACK	YDS	EFFIC
West Virginia	1	0	0	0.0	0	0	0	0	0	0.0
<b>TOTALS</b>	<b>1</b>	<b>0</b>	<b>0</b>	<b>0.0</b>	<b>0</b>	<b>0</b>	<b>0</b>	<b>0</b>	<b>0</b>	<b>0.0</b>

RUSHING

PLAYER	NO-YDS/TD	WVU	DEL	ECU	ODU	CU	BC	UNC	DUKE	MIAMI	GT	PITT	UVA
Jackson, J QB	19-120/1	11-101/1	8-19/0										
McCleave, D RB	11-58/1	8-51/1	3-7/0										
McMillian, T RB	14-49/1	9-34/1	5-15/0										
Peoples, S RB	15-45/0	13-39/0	2-6/0										
Holston, J RB	8-32/0	-	8-32/0										
Savoy, S WR	3-6/0	3-6/0	-										
Clark, J WR	1-3/0	1-3/0	-										
Carroll, C.J. WR	1-2/0	-	1-2/0										
TEAM	1-0/0	-	1-0/0										

RECEIVING

PLAYER	NO-YDS/TD	WVU	DEL	ECU	ODU	CU	BC	UNC	DUKE	MIAMI	GT	PITT	UVA
Phillips, C WR	13-228/2	7-138/1	6-90/1										
Savoy, S WR	8-105/0	4-42/0	4-63/0										
Carroll, C.J. WR	5-69/0	2-13/0	3-56/0										
Cunningham, C TE	1-39/0	1-39/0	-										
Clark, J WR	1-8/0	-	1-8/0										
McMillian, T RB	2-7/1	1-3/0	1-4/1										
McCleave, D RB	1-1/0	-	1-1/0										

# 17 FOOTBALL GAME NOTES

## 2017 STATISTICS

### DEFENSIVE GAME-BY-GAME

#### TOTAL TACKLES

PLAYER	UA-A	TOT	WVU	DEL	ECU	ODU	CU	BC	UNC	DUKE	MIAMI	GT	PITT	UVA
Edmunds, Tr LB	11-10	21	5-2	6-8										
Motuapuaka, A LB	10-10	20	9-3	1-7										
Reynolds, M DB	10-7	17	5-1	5-6										
Edmunds, Te	10-5	15	6-1	4-4										
Floyd, R DB	9-6	15	4-1	5-5										
Alexander, A CB	12-2	14	9-0	3-2										
Hill, T DE	3-4	7	2-2	1-2										
Deablo, D DB	6-1	7	6-0	0-1										
Walker, R DT	3-3	6	1-1	2-2										
Mihota, V DL	2-3	5	1-0	1-3										
Settle, T DT	3-0	3	2-0	1-0										
Stroman, G DB	1-2	3	0-2	1-0										
Shegog, A LB	1-1	2	1-1	-										
Gaines, H DE	1-1	2	1-1	-										
Facyson, B CB	0-1	1	0-1	-										
Skeens, T	0-1	1	-	0-1										
Taylor, J DE	1-0	1	-	1-0										
Hewitt, J DT	0-1	1	-	0-1										
Newsome, D DB	1-0	1	-	1-0										

#### SACKS

PLAYER	UA-A	TOT	WVU	DEL	ECU	ODU	CU	BC	UNC	DUKE	MIAMI	GT	PITT	UVA
Edmunds, Tr LB	1-1	1.5	-	1.5-19										
Motuapuaka, A LB	1-0	1.0	1.0-2	-										
Settle, T DT	1-0	1.0	1.0-4	-										
Edmunds, Te	1-0	1.0	-	1.0-9										
Reynolds, M DB	0-2	1.0	-	1.0-7										
Mihota, V DL	0-1	0.5	-	0.5-2										

#### TACKLES FOR LOSS

PLAYER	UA-A	TOT	WVU	DEL	ECU	ODU	CU	BC	UNC	DUKE	MIAMI	GT	PITT	UVA
Edmunds, Tr LB	3-2	4.0	-	4.0-26										
Mihota, V DL	1-2	2.0	-	2.0-7										
Settle, T DT	2-0	2.0	1.0-4	1.0-1										
Motuapuaka, A LB	1-1	1.5	1.0-2	0.5-1										
Edmunds, Te	1-1	1.5	-	1.5-9										
Reynolds, M DB	0-3	1.5	0.5-2	1.0-7										
Hill, T DE	1-1	1.5	-	1.5-6										
Alexander, A CB	1-0	1.0	1.0-1	-										
Deablo, D DB	1-0	1.0	1.0-1	-										
Walker, R DT	0-2	1.0	0.5-2	0.5-1										

2017 STATISTICS

**DEFENSIVE GAME-BY-GAME**

**INTERCEPTION RETURNS**

PLAYER	NO-YDS	WVU	DEL	ECU	ODU	CU	BC	UNC	DUKE	MIAMI	GT	PITT	UVA
Hill, T	1-8	1-8	-										
Edmunds, Te	1-55	-	1-55										

**FUMBLES FORCED**

PLAYER	NO-YDS	WVU	DEL	ECU	ODU	CU	BC	UNC	DUKE	MIAMI	GT	PITT	UVA
Edmunds, Tr	1	-	1										

**FUMBLES RECOVERED**

PLAYER	NO-YDS	WVU	DEL	ECU	ODU	CU	BC	UNC	DUKE	MIAMI	GT	PITT	UVA
Hill, T	1	-	1										

**SPECIAL TEAMS GAME-BY-GAME**

**PUNT RETURNS**

PLAYER	NO-YDS	WVU	DEL	ECU	ODU	CU	BC	UNC	DUKE	MIAMI	GT	PITT	UVA
Stroman, G	3-63	1-5	2-58										
Carroll, C.J.	1-1	-	1-1										

**KICK RETURNS**

PLAYER	NO-YDS	WVU	DEL	ECU	ODU	CU	BC	UNC	DUKE	MIAMI	GT	PITT	UVA
Clark, J	3-93	3-93	-										

**FIELD GOALS**

PLAYER	FG-FGA (LG)	WVU	DEL	ECU	ODU	CU	BC	UNC	DUKE	MIAMI	GT	PITT	UVA
Slye, J	3-7 (50)	1-3 (25)	2-4 (50)										

**PUNTING**

PLAYER	NO-YDS-AVG	WVU	DEL	ECU	ODU	CU	BC	UNC	DUKE	MIAMI	GT	PITT	UVA
Bradburn, O	13-600-46.2	8-372-46.5	5-228-45.6										



# 17 FOOTBALL GAME NOTES

## 2017 STATISTICS

### PARTICIPATION GAME-BY-GAME

#### PARTICIPATION

NO. PLAYER	GP/GS	WVU	DEL	ECU	ODU	CU	BC	UNC	DUKE	MIAMI	GT	PITT	UVA
36 Alexander, A	2/2	RCB	RCB										
23 Ashby, R	2/-	XXX	XXX										
1D Beckett, T	2/-	XXX	XXX										
4D Belmar, E	2/-	XXX	XXX										
91 Bradburn, O	2/-	XXX	XXX										
86 Carroll, C.J.	2/1	WR	XXX										
61 Chung, K	2/2	RT	RT										
89 Clark, J	2/-	XXX	XXX										
85 Cunningham, C	2/2	TE	TE										
7D Deablo, D	2/-	XXX	XXX										
22 Edmunds, Te	2/2	FS	FS										
49 Edmunds, Tr	2/2	LOLB	LOLB										
31 Facyson, B	2/-	XXX	XXX										
21 Floyd, R	2/2	ROV	ROV										
47 Fullwood, D	2/-	XXX	XXX										
11 Gaines, H	2/-	XXX	XXX										
64 Gallo, E	2/2	C	C										
19 Grimsley, H	1/-	...	XXX										
55 Hewitt, J	2/-	XXX	XXX										
94 Hill, T	2/2	RDE	RDE										
13 Holston, J	2/-	XXX	XXX										
56 Huelskamp, S	2/-	XXX	XXX										
7 Hunter, D	2/-	XXX	XXX										
17 Jackson, J	2/2	QB	QB										
29 Keene, D	2/1	XXX	TE										
83 Kumah, E	2/-	XXX	XXX										
9D Ladler, K	2/-	XXX	XXX										
33 McCleese, D	2/-	XXX	XXX										
34 McMillian, T	2/2	RB	RB										
99 Mihota, V	2/2	LDE	LDE										
18 Minor, R	1/-	...	XXX										
54 Motuapuaka, A	2/2	MLB	MLB										
20 Newsome, D	2/-	XXX	XXX										
69 Nijman, Y	2/2	LT	LT										
32 Peoples, S	2/-	XXX	XXX										
80 Pettit, C	2/-	XXX	XXX										
74 Pfaff, B	2/2	RG	RG										
5 Phillips, C	2/2	WR	WR										
88 Pimpleton, K	1/-	...	XXX										
62 Plantin, D	2/-	XXX	XXX										
6 Reynolds, M	2/2	WHIP	WHIP										
15 Savoy, S	2/2	WR	WR										
4S Settle, T	2/2	NT	NT										
25 Shegog, A	2/-	XXX	XXX										
40 Skeens, T	2/-	XXX	XXX										
46 Sliye, Joey	2/-	XXX	XXX										
79 Smith, T	2/-	XXX	XXX										
3 Stroman, G	2/2	LCB	LCB										
87 Taylor, C	2/-	XXX	XXX										
96 Taylor, J	2/-	XXX	XXX										
57 Teller, W	2/2	LG	LG										
8 Walker, R	2/2	DT	DT										
28 Watts, B	2/-	XXX	XXX										

Starts indicated by POSITION; XXX - Played; ... - Did Not Play

2017 STATISTICS

VIRGINIA TECH TEAM STATISTICS

DATE	OPPONENT	RUSHING				REVEIVING				PASSING				KICK RETURN				PUNT RETURN				TOT OFF
		NO.	YDS	TD	LG	NO.	YDS	TD	LG	CMP-ATT-INT	YDS	TD	LG	NO	YDS	TD	LG	NO	YDS	TD	LG	
Sept. 3	vs West Virginia	45	234	3	46	15	235	1	39	15-27-0	235	1	39	3	93	0	44	1	5	0	5	469
Sept. 9	Delaware	28	81	0	8	16	222	2	38	16-29-0	222	2	38	0	0	0	0	3	59	1	61	303
Sept. 16	at East Carolina																					
Sept. 23	Old Dominion																					
Sept. 30	Clemson																					
Oct. 7	at Boston College																					
Oct. 21	North Carolina																					
Oct. 28	Duke																					
Nov. 4	at Miami																					
Nov. 11	at Georgia Tech																					
Nov. 18	Pitt																					
Nov. 24	at Virginia																					
<b>Totals</b>		<b>73</b>	<b>315</b>	<b>3</b>	<b>46</b>	<b>31</b>	<b>457</b>	<b>3</b>	<b>39</b>	<b>31-56-0</b>	<b>457</b>	<b>3</b>	<b>39</b>	<b>3</b>	<b>93</b>	<b>0</b>	<b>44</b>	<b>4</b>	<b>64</b>	<b>1</b>	<b>61</b>	<b>772</b>
<b>Opponent</b>		<b>81</b>	<b>328</b>	<b>0</b>	<b>42</b>	<b>39</b>	<b>487</b>	<b>3</b>	<b>60</b>	<b>39-71-2</b>	<b>487</b>	<b>3</b>	<b>60</b>	<b>0</b>	<b>0</b>	<b>0</b>	<b>0</b>	<b>2</b>	<b>2</b>	<b>0</b>	<b>5</b>	<b>815</b>

Games: 2

Avg/rush: 4.3

Avg/catch: 14.7

Pass effic: 141.59

KR avg: 31.0

PR avg: 16.0

All purpose avg/game: 496.0

Total offense avg/gm: 386.0

DATE	OPPONENT	TACKLES				SACKS NO-YDS	FUMBLE		PASS DEFENSE			BLKD KICK	PAT ATTEMPTS			SAF	PTS
		SOLO	AST	TOTAL	TFL-YDS		FF	FR-YDS	INT-YDS	QBH	BRK		KICK	RUN	RCV		
Sept. 3	vs West Virginia	52	16	68	5.0-12	2.0-6	0	0-0	1-8	7	9	0	4-4	0	0	0	31
Sept. 9	Delaware	32	42	74	12.0-58	4.0-37	1	1-0	1-55	5	2	0	3-3	0	0	27	
Sept. 16	at East Carolina																
Sept. 23	Old Dominion																
Sept. 30	Clemson																
Oct. 7	at Boston College																
Oct. 21	North Carolina																
Oct. 28	Duke																
Nov. 4	at Miami																
Nov. 11	at Georgia Tech																
Nov. 18	Pitt																
Nov. 24	at Virginia																
<b>Totals</b>		<b>84</b>	<b>58</b>	<b>142</b>	<b>17.0-70</b>	<b>6.0-43</b>	<b>1</b>	<b>1-0</b>	<b>2-63</b>	<b>12</b>	<b>11</b>	<b>0</b>	<b>7-7</b>	<b>0</b>	<b>0</b>	<b>0</b>	<b>58</b>
<b>Opponent</b>		<b>68</b>	<b>62</b>	<b>130</b>	<b>10.0-18</b>	<b>2.0-7</b>	<b>1</b>	<b>1-0</b>	<b>0-0</b>	<b>10</b>	<b>5</b>	<b>1</b>	<b>3-3</b>	<b>0</b>	<b>0</b>	<b>0</b>	<b>24</b>

DATE	OPPONENT	NO	YDS	AVG	LG	PUNTING					FIELD GOALS			KICKOFFS				
						BLKD	TB	FC	50+	I20	ATT-MADE	LG	BLKD	NO	YDS	AVG	TB	OB
Sept. 3	vs West Virginia	8	372	46.5	54	0	1	3	2	3	3-1	25	0	6	390	65.0	6	0
Sept. 9	Delaware	5	228	45.6	49	0	0	4	0	2	4-2	50	1	6	390	65.0	6	0
Sept. 16	at East Carolina																	
Sept. 23	Old Dominion																	
Sept. 30	Clemson																	
Oct. 7	at Boston College																	
Oct. 21	North Carolina																	
Oct. 28	Duke																	
Nov. 4	at Miami																	
Nov. 11	at Georgia Tech																	
Nov. 18	Pitt																	
Nov. 24	at Virginia																	
<b>Totals</b>		<b>19</b>	<b>723</b>	<b>38.1</b>	<b>52</b>	<b>0</b>	<b>1</b>	<b>11</b>	<b>2</b>	<b>2</b>	<b>2-1</b>	<b>34</b>	<b>0</b>	<b>6</b>	<b>368</b>	<b>61.3</b>	<b>2</b>	<b>1</b>
<b>Opponent</b>		<b>19</b>	<b>723</b>	<b>38.1</b>	<b>52</b>	<b>0</b>	<b>1</b>	<b>11</b>	<b>2</b>	<b>2</b>	<b>2-1</b>	<b>34</b>	<b>0</b>	<b>6</b>	<b>368</b>	<b>61.3</b>	<b>2</b>	<b>1</b>

# 17 FOOTBALL GAME NOTES

## 2017 STATISTICS

### OPPONENT TEAM STATISTICS

DATE	OPPONENT	RUSHING				REVEIVING				PASSING				KICK RETURN				PUNT RETURN				TOT OFF
		NO.	YDS	TD	LG	NO.	YDS	TD	LG	CMP-ATT-INT	YDS	TD	LG	NO	YDS	TD	LG	NO	YDS	TD	LG	
Sept. 3	vs West Virginia	35	221	0	42	31	371	3	60	31-54-1	371	3	60	0	0	0	0	1	-3	0	0	592
Sept. 9	Delaware	46	107	0	17	8	116	0	24	8-17-1	116	0	24	0	0	0	0	1	5	0	5	223
Sept. 16	at East Carolina																					
Sept. 23	Old Dominion																					
Sept. 30	Clemson																					
Oct. 7	at Boston College																					
Oct. 21	North Carolina																					
Oct. 28	Duke																					
Nov. 4	at Miami																					
Nov. 11	at Georgia Tech																					
Nov. 18	Pitt																					
Nov. 24	at Virginia																					
<b>Opponent Totals</b>		<b>81</b>	<b>328</b>	<b>0</b>	<b>42</b>	<b>39</b>	<b>487</b>	<b>3</b>	<b>60</b>	<b>39-71-2</b>	<b>487</b>	<b>3</b>	<b>60</b>	<b>0</b>	<b>0</b>	<b>0</b>	<b>0</b>	<b>2</b>	<b>2</b>	<b>0</b>	<b>5</b>	<b>815</b>
<b>Virginia Tech</b>		<b>73</b>	<b>315</b>	<b>3</b>	<b>46</b>	<b>31</b>	<b>457</b>	<b>3</b>	<b>39</b>	<b>31-56-0</b>	<b>457</b>	<b>3</b>	<b>39</b>	<b>3</b>	<b>93</b>	<b>0</b>	<b>44</b>	<b>4</b>	<b>64</b>	<b>1</b>	<b>61</b>	<b>772</b>

Games: 2

Avg/rush: 4.0

Avg/catch: 12.5

Pass effic: 120.86

PR avg: 1.0

All purpose avg/game: 408.5

Total offense avg/gm: 407.5

DATE	OPPONENT	TACKLES				SACKS NO-YDS	FUMBLE		PASS DEFENSE			BLKD KICK	PAT ATTEMPTS			SAF	PTS
		SOLO	AST	TOTAL	TFL-YDS		FF	FR-YDS	INT-YDS	QBH	BRK		KICK	RUN	RCV		
Sept. 3	vs West Virginia	41	32	73	8.0-12	1.0-2	0	0-0	0-0	3	4	0	3-3	0	0	0	24
Sept. 9	Delaware	27	30	57	2.0-6	1.0-5	1	1-0	0-0	7	1	1	0-0	0	0	0	0
Sept. 16	at East Carolina																
Sept. 23	Old Dominion																
Sept. 30	Clemson																
Oct. 7	at Boston College																
Oct. 21	North Carolina																
Oct. 28	Duke																
Nov. 4	at Miami																
Nov. 11	at Georgia Tech																
Nov. 18	Pitt																
Nov. 24	at Virginia																
<b>Opponent Totals</b>		<b>68</b>	<b>62</b>	<b>130</b>	<b>10.0-18</b>	<b>2.0-7</b>	<b>1</b>	<b>1-0</b>	<b>0-0</b>	<b>10</b>	<b>5</b>	<b>1</b>	<b>3-3</b>	<b>0</b>	<b>0</b>	<b>0</b>	<b>24</b>
<b>Virginia Tech</b>		<b>84</b>	<b>58</b>	<b>142</b>	<b>17.0-70</b>	<b>6.0-43</b>	<b>1</b>	<b>1-0</b>	<b>2-63</b>	<b>12</b>	<b>11</b>	<b>0</b>	<b>7-7</b>	<b>0</b>	<b>0</b>	<b>0</b>	<b>58</b>

DATE	OPPONENT	NO	YDS	AVG	LG	PUNTING					FIELD GOALS			KICKOFFS				
						BLKD	TB	FC	50+	I20	ATT-MADE	LG	BLKD	NO	YDS	AVG	TB	OB
Sept. 3	vs West Virginia	8	372	46.5	54	0	1	3	2	3	3-1	25	0	6	390	65.0	6	0
Sept. 9	Delaware	5	228	45.6	49	0	0	4	0	2	4-2	50	1	6	390	65.0	6	0
Sept. 16	at East Carolina																	
Sept. 23	Old Dominion																	
Sept. 30	Clemson																	
Oct. 7	at Boston College																	
Oct. 21	North Carolina																	
Oct. 28	Duke																	
Nov. 4	at Miami																	
Nov. 11	at Georgia Tech																	
Nov. 18	Pitt																	
Nov. 24	at Virginia																	
<b>Opponent Totals</b>		<b>19</b>	<b>723</b>	<b>38.1</b>	<b>52</b>	<b>0</b>	<b>1</b>	<b>11</b>	<b>2</b>	<b>2</b>	<b>2-1</b>	<b>34</b>	<b>0</b>	<b>6</b>	<b>368</b>	<b>61.3</b>	<b>2</b>	<b>1</b>
<b>Virginia Tech</b>		<b>13</b>	<b>600</b>	<b>46.2</b>	<b>54</b>	<b>0</b>	<b>1</b>	<b>7</b>	<b>2</b>	<b>5</b>	<b>7-3</b>	<b>50</b>	<b>1</b>	<b>12</b>	<b>780</b>	<b>65.0</b>	<b>12</b>	<b>0</b>