

# VIRGINIA TECH 2017 FOOTBALL

AMERICA'S LONGEST ACTIVE BOWL STREAK - 24 STRAIGHT | 11 CONFERENCE TITLES - 4 ACC TITLES | HOME OF THE #LPD - 783.0 SACKS & 361 INTS LEAD FBS SINCE 1996 | 100% GRADUATION RATE OF SENIORS SINCE 2012

1-0

#18



VS.



1-0

VIRGINIA TECH HOKIES

DELAWARE BLUE HENS

QUICK INFO

Date .....	Saturday, Sept. 9
Time .....	3:30 PM
Location .....	Blacksburg, Va.
Venue .....	Lane Stadium
Capacity .....	66,233
Series Record .....	0-0
Last Meeting .....	First Meeting

## HOKIES HOST DELAWARE IN HOME OPENER

- Virginia Tech makes its 2017 debut at Lane Stadium when the Hokies host Delaware (1-0) on Saturday.
- The Hokies are coming off a 31-24 win vs. No. 22 West Virginia at FedExField (9/3), while the Blue Hens opened the year with a 22-3 victory vs. Delaware State (8/31).
- Saturday's game will mark the first ever meeting between Virginia Tech and Delaware.
- The 2017 season marks the 125th anniversary of football at Virginia Tech (1st season - 1892) and Tech's 53rd campaign in Lane Stadium.

## DRAMATIC DEBUT FOR QB JOSH JACKSON

- Last week, QB Josh Jackson became the first redshirt freshman to start the season opener as Tech's signal caller since Mike Vick did it vs. James Madison (9/4/99).
- Jackson enjoyed a sensational debut with the Hokies, becoming the first signal caller to pass for 200+ yards and produce a 100-yard rushing performance since QB Logan Thomas had 224 passing yards and 101 rushing yards vs. Duke (10/26/13).
- Jackson went 15-26 (57.7%) for 235 yards with one TD and no INTs, while rushing for 101 yards with a one TD vs. West Virginia (9/3), including a key 46-yard run.
- Collected 101 rushing yards, the most for a Virginia Tech QB in his debut since 1987.
- Jackson is the son of longtime college coach Fred Jackson, whose career included a stint at Michigan (1992-2014). The elder Jackson has served as head coach at Ypsilanti High School since 2015.
- The younger Jackson wears No. 17 to honor his father. His older brother, Jeremy, played WR at Michigan.

## VT IN NON-CON PLAY AT LANE SINCE 1996

- Dating back to 1996 when Bud Foster took over the sole reins as Tech's defensive coordinator, Tech is 51-4 (.927) against non-con foes at Lane Stadium.
- Over that span, Tech has held 29 of those non-con foes to 10 points or fewer, including 11 shutouts.
- In those 51 non-con home victories, the Hokies own a decisive +68 turnover differential (113 takes/71 gives).
- Over the past 21 years, Tech owns the nation's best mark in third-down defense at 31.4%. In those 51 home non-conference wins, the Hokies have allowed a mere 26.4% conversion rate on third down (201 of 760).
- Tech's average margin of victory in those 51 wins is 39.2 to 9.8 ppg.
- The Hokies are a perfect 38-0 at Lane Stadium against non-con foes since 1996 when scoring 30 points or more.
- Dating back to 2011, Delaware is 1-23 when scoring 17 points or less and 18-3 when scoring 30 points or more.
- Tech owns a +63.0 edge in sack differential in those 51 victories (142.0 to 79.0).
- The Hokies have registered six punt return TDs in those 51 wins. CB Greg Stroman registered an 87-yard punt return TD to open the scoring in a 54-17 win vs. ECU (9/24/16).

## THE VIRGINIA TECH RECORD BOOK

- K Joey Slye (64) needs five more made FGs to bypass Shayne Graham (68) for the highest total in VT history.
- Slye is third in VT history with 328 points. He needs nine more to bypass RB Lee Suggs (336) for second and 44 more to overtake Graham (371) for the all-time lead.
- WR Cam Phillips (2,201) needs 767 receiving yards to overtake the Tech career record of Isaiah Ford (2,967). Phillips registered his third 100-yard rec. game with a career-high 138 yards vs. WVU (9/3).
- CB Greg Stroman (93) needs 19 more punt returns to move ahead of Eddie Royal (111) for second in Tech history.

## FOSTER'S #LPD AMONG BEST IN USA (AGAIN)

- Under defensive coordinator Bud Foster in 2016, The #LPD ranked among the nation's best in these key categories.

### POWER FIVE DEFENSIVE LEADERS, 2016

3rd Down Def.	Tackles For Loss	Completion Pct.
21.0 Michigan	130.0 Clemson	43.6 Michigan
<b>27.5 Virginia Tech</b>	121.0 Michigan	45.1 Florida
27.9 Wisconsin	118.0 Alabama	49.8 Ohio State
28.3 Clemson	<b>113.0 Virginia Tech</b>	49.8 Colorado
30.6 Washington	113.0 Penn State	<b>50.1 Virginia Tech</b>

- No FBS team can top the 361 INTs registered by Virginia Tech dating back to 1996.
- VT owns a 39-3+ record (.929) since 1996 when forcing three or more INTs.

## WELCOME TO #SACKSBURG

- Since 1996, no team can top Virginia Tech's 783.0 sacks.
- The #LPD had three games with 6.0 or more sacks in 2016.
- VT is 32-3 (.914) since 1996 with 6.0 or more sacks.

## DELAWARE SCOUTING REPORT AT A GLANCE

- Delaware is 22-25 dating back to 2013, including a 7-14 mark on the road.
- The Blue Hens haven't faced an FBS opponent since suffering a 60-0 loss at Pitt (8/30/14).
- Delaware won the 2003 NCAA I-AA National Championship and reached the FCS Championship Game in both 2007 and 2010.
- Danny Rocco is in his first season as UD's head coach.
- Notable UD alums include 2002 NFL MVP Rich Gannon (Oakland) and Super Bowl XLVII MVP Joe Flacco (Baltimore).

## TECH IN THE AP TOP 25

- After moving up to No. 18, Tech is ranked in The AP Top 25 for the season's first two games for the first time since 2011.
- Tech was ranked in The AP Top 25 for the last three polls of 2016. The 2011 season marked the most recent time that the Hokies spent the entire season in The AP Top 25.

## JUSTIN FUENTE - ACC COACH OF THE YEAR

- The consensus ACC Coach of the Year, Justin Fuente was also named the top first-year FBS head coach in the nation by the Football Writers Association of America, sharing that honor with USC's Clay Helton.
- Tech finished 2016 season ranked No. 16 (AP, Coaches), marking the highest final mark for the Hokies since 2010 (No. 16 AP, No. 15 Coaches).
- Virginia Tech, Penn State, Colorado, West Virginia and Western Michigan all finished in the 2016 Final AP Top 25 after getting zero votes in the AP Preseason Poll.
- Tech's 10 wins were the team's most since 2011 and the most ever by a first-year VT head coach.
- Fuente became the initial coach to guide the Hokies to a bowl victory in his debut season.

## TECH SEEKS BACK-TO-BACK 10-WIN SEASONS

- Dating back to 1999, Oklahoma (14) is the only Power Five team to boast more 10-win seasons than Virginia Tech (12).

### 10-WIN SEASONS, POWER FIVE 1999-PRESENT

14 Oklahoma	Bob Stoops (14)
<b>12 Virginia Tech</b>	<b>F. Beamer (11), J. Fuente (1)</b>
12 Ohio State	J. Tressel (8), U. Meyer (4)

- The Hokies are seeking to produce consecutive 10-win seasons for the first time since accomplishing that feat eight straight years (2004-11) under Frank Beamer. Tech's 10 wins in 2016 were the most ever by a first-year VT head coach.
- WVU is aiming for consecutive 10-win campaigns for the first time since 2005-07.
- Virginia Tech owns the nation's longest active bowl streak recognized by the NCAA at 24 straight years.

## THE #LPD LIVES AT LANE STADIUM

- In Bud Foster's 31 seasons at Tech, the Hokies have produced 31 shutouts, with 19 of those games coming at Lane Stadium.
- Since Foster took over sole duties as Virginia Tech's defensive coordinator in 1996, the Hokies are 57-0 at Lane Stadium when holding opponents to 10 points or less.
- Dating back to 1996, Tech is 16-1 at Lane Stadium when forcing three or more INTs and 61-8 at home when registering 3.0 or more sacks.
- Tech went 5-1 at Lane Stadium in 2016, outscoring foes by a 248-86 margin. The Hokies held all their foes to 17 points or less in all five of those wins.
- Tech is 90-4 at home since 1996 when allowing 17 points or less, going 33-2 dating back to a 44-14 win vs. Miami (11/17/07).

# 17 FOOTBALL GAME NOTES

## THE COACHING MATCHUP

Virginia Tech.....	School.....	Delaware
Justin Fuente.....	Coach.....	Danny Rocco
Murray State (1999).....	Alma Mater.....	Wake Forest (1984)
11-4 (Second Season).....	Record at School.....	1-0 (First Season)
37-27 (Sixth Season).....	Overall Record.....	91-42 (12th Season)
0-0.....	Record vs. Opponent.....	0-0
0-0.....	Record vs. Coach.....	0-0

Justin Fuente	At Tech	Career
In the state of Virginia.....	5-1	5-1
In home openers.....	1-0	3-2
vs. ranked teams.....	2-2	3-6
with ranked team.....	5-3	7-5
vs. CAA.....	0-0	0-0

## VIRGINIA TECH VS. DELAWARE: INSIDE THE SERIES


- Saturday's game will be the first-ever meeting between Delaware and Virginia Tech.
- The Hokies are 51-19-4 vs. Delaware's fellow opponents from the Colonial Athletic Association.
- A majority of those contests have come against William & Mary. Tech is 41-18-4 all-time vs. the Tribe in a series that dates back to 1904.
- Tech's last loss to a CAA team was against James Madison, 21-16, at Lane Stadium (9/11/10).
- Despite serving the last 11 years as head coach at two Virginia institutions, Liberty and Richmond, this will be Rocco's first ever meeting with Virginia Tech.
- In 12 seasons, Rocco is 1-5 all-time against teams from the ACC.
- The Hokies are 51-4 at Lane Stadium when facing non-conference opponents since 1996, with two of those losses coming against ranked opponents.
- Tech has won six-straight games vs. FCS opponents.
- Tech's last loss to an FCS program was a 21-16 defeat at the hands of James Madison (9/11/10).

### Last 5 vs. CAA

Date	Opponent	Location	Score	Ranked Tech/Opp
Sat., Aug 30, 2014	William & Mary	Blacksburg, Va.	W, 34-9	NR/NR
Sat., Sep 11, 2010	James Madison	Blacksburg, Va.	L, 16-21	13/NR
Sat., Sep 22, 2007	William & Mary	Blacksburg, Va.	W, 44-3	17/NR
Sat., Sep 2, 2006	Northeastern	Blacksburg, Va.	W, 38-0	17/NR
Sat., Sep 6, 2003	James Madison	Blacksburg, Va.	W, 43-0	9/NR

## VIRGINIA TECH-DELAWARE CONNECTIONS

- Delaware defensive coordinator **Chris Cosh** was a linebacker at Virginia Tech where he lettered from 1977-79 for head coaches Jimmy Sharpe in 1977 and Bill Dooley in 1978-79.
- As a senior, Cosh led the Hokies with 86 tackles.



## FUENTE AND VIRGINIA TECH IN HOME OPENERS

- Head coach Justin Fuente is 3-2 all-time in home openers including a 2-2 mark at Memphis and a 36-13 win over Liberty (9/3/16) in his debut at Tech.
- 2017 marks Fuente's first campaign as a head coach where he didn't open a season at home.
- 2017 marks the first the first campaign where Fuente didn't open a season at home.
- The Hokies are 97-23-2 all-time in home openers and are 4-1 in their last five Lane Stadium season debuts.
- Tech's last loss in a home opener was a 42-24 defeat to No. 1 Ohio State (9/7/15).

### Fuente's 5 Home Openers

Date	Opp.	Ranked Fuente/Opp	Location	Score
Sept. 3, 2016	Liberty	- / -	Blacksburg, Va.	W, 36-13
Sept. 5, 2015	Missouri State	- / -	Memphis, Tenn.	W, 63-7
Sept. 5, 2014	Austin Peay	- / -	Memphis, Tenn.	W, 63-0
Sept. 7, 2013	Duke	- / -	Memphis, Tenn.	L, 28-14
Sept. 1, 2012	UT Martin	- / -	Memphis, Tenn.	L, 20-17

### Virginia Tech's 5 Home Openers

Date	Opp.	VT Rank /Opp	Location	Score
Sept. 3, 2016	Liberty	- / -	Blacksburg, Va.	W, 36-13
Sept. 7, 2015	Ohio State	- / 1	Blacksburg, Va.	L, 24-42
Aug. 20, 2014	William & Mary	- / -	Blacksburg, Va.	W, 34-9
Sept. 7, 2013	Western Carolina	- / -	Blacksburg, Va.	W, 45-3
Sept 3, 2012	Georgia Tech	16 / -	Blacksburg, Va.	W, 20-17 (OT)

## BROADCAST INFORMATION

**Television** ..... ACC Network EXTRA  
 Play-by-Play ..... Drew Fellios  
 Analyst ..... Forrest Conoly  
**Local Radio** ..... Virginia Tech IMG Sports  
 Play-by-Play ..... Jon Laaser  
 Analyst ..... Mike Burnop  
 Sideline ..... Andrew Allegretta  
 In Stadium Broadcast ..... 105.3 FM  
 Digital ..... Hokie Sports & Tuneln  
 (VTfeed; free on downloaded apps)

## 2017 SCHEDULE

DATE	OPP. (TV)	TIME/RESULT
9/3	vs. West Virginia (ABC)	W, 31-24
9/9	Delaware (ACCN)	3:30 PM
9/16	at East Carolina (CBSSN)	3:30 PM
9/23	Old Dominion	TBA
9/30	Clemson*	TBA
10/7	at Boston College*	TBA
10/21	North Carolina*	TBA
10/28	Duke*	TBA
11/4	at Miami*	TBA
11/11	at Georgia Tech*	TBA
11/18	Pitt*	TBA
11/24	at Virginia*	TBA
12/2	ACC Championship	TBA

\*ACC Game

## ACC STANDINGS

COASTAL	Conf.	Overall
Duke	0-0	1-0
Georgia Tech	0-0	0-0
Miami	0-0	1-0
North Carolina	0-0	0-1
Pittsburgh	0-0	1-0
Virginia	0-0	1-0
Virginia Tech	0-0	1-0

ATLANTIC	Conf.	Overall
Boston College	0-0	1-0
Clemson	0-0	1-0
Florida State	0-0	0-1
Louisville	0-0	1-0
NC State	0-0	0-1
Syracuse	0-0	1-0
Wake Forest	0-0	1-0

## QUICK FACTS

Location: ..... Blacksburg, Va.  
 Founded: ..... 1872  
 Enrollment: ..... 31,000+  
 President: ..... Dr. Tim Sands  
 Director of Athletics: ..... Whit Babcock  
 Nickname: ..... Hokies  
 Colors: ... Chicago Maroon & Burnt Orange  
 Stadium: . Lane Stadium/Worsham Field  
 Head Coach: . Justin Fuente - 2nd season  
 2016 Record: . 10-4 (Belk Bowl Champs)

# JUSTIN FUENTE

 @CoachFuente

**HEAD COACH - 2ND SEASON**

*2016 ACC COACH OF THE YEAR*



## THE FUENTE FILE

**Coaching Exp.:**... 17th season, 2nd at Tech  
**Head Coach:**..... 6th season, 2nd at Tech  
**Record at Tech:**..... 11-4  
**Record at Memphis:**..... 26-23  
**Overall Record:**..... 37-27  
**Hometown:** .....Tulsa, Oklahoma  
**High School:** ..... Union (1995)  
**College:** ..... Murray State (1999)  
**Playing Exp:** ..... Oklahoma (1995-96)  
   Murray State (1997-98)  
**Family:** ..... Wife – Jenny  
   Daughters – Cecilia, Caroline, Charlotte

- Fuente and his entire staff return for their second season at Virginia Tech after a remarkable debut campaign in Blacksburg.
- The consensus 2016 ACC Coach of the Year, Fuente was also named the top first-year FBS head coach in the nation by the Football Writers Association of America, sharing that honor with USC's Clay Helton.
- Tech finished the 2016 season ranked No. 16 in both the AP Poll and the Coaches Poll, marking the highest final mark for the Hokies since 2010 (No. 16 AP, No. 15 Coaches).
- Virginia Tech, Penn State, Colorado, West Virginia and Western Michigan all finished in the AP Top 25 after getting zero votes in the AP Preseason Poll.
- Tech's 10 wins were the team's most since 2011 and the most ever by a first-year Virginia Tech head coach, surpassing the previous mark of nine wins by C.P. Miles in 1905.
- Fuente led Tech to its sixth ACC Coastal Division Title and its first since 2010, sending the Hokies to the ACC Championship Game where Tech lost a narrow 42-35 decision to eventual national champion Clemson.
- The Hokies did not lose consecutive games under Fuente in 2016 as the Hokies extended the nation's longest active bowl streak with their 24th straight appearance.
- Under Fuente, the Hokies also extending their winning streak against Virginia to 13 straight games.
- Virginia Tech's 35-24 victory over Arkansas in the Belk Bowl marked the largest comeback in school history. The Hokies were down 24-0 at halftime before scoring 35 unanswered points en route to victory, making Fuente the initial coach to guide the Hokies to a bowl victory in his debut season.
- The Hokies broke 10 offensive single-season records in 2016, most notably registering school marks for points (490), total first downs (330), TD passes (31), passing yards (3,660) and yards of total offense (6,223).
- Among ACC squads, only Clemson (26.9) averaged more first downs per game than Virginia Tech (23.6) in 2016.
- The Hokies also returned to their dominant defensive ways in Fuente's debut campaign as Tech ranked second in the nation in third-down defense (27.5%), while ranking fourth among Power Five squads in tackles for loss (113.0) and fifth in opponent completion percentage (50.1).
- Virginia Tech also experienced a special teams' resurgence as the Hokies returned to its Beamer Ball roots, blocking four kicks (three FGs, one punt), while registering TDs on a punt return and a blocked FG return.

## COACHING HISTORY

Year	School	Position
2016-	Virginia Tech	Head Coach
2012-15	Memphis	Head Coach
2009-11	TCU	Co-Offensive Coordinator/QBs
2007-08	TCU	Running Backs
2004-06	Illinois State	Offensive Coordinator/QBs
2001-03	Illinois State	Quarterbacks

## BOWL GAMES/PLAYOFF COACHED (9 GAMES)

2016	Belk	Virginia Tech
2015	Birmingham*	Memphis
2014	Miami Beach	Memphis
2011	Poinsettia	TCU
2010	Rose	TCU
2009	Fiesta	TCU
2008	Poinsettia	TCU
2007	Texas	TCU
2006	FCS Playoffs	Illinois St.

\*Joined VT prior to bowl game

## PROMINENT QB PUPILS

**Paxton Lynch (Memphis):** D1-2016 (26th overall), Denver – Completed 555 of 856 (64.8%) of his passes for 6,807 yards with 50 TDs and 13 INTs in 2014-15.

**Andy Dalton (TCU):** D2-2011 (35th overall), Cincinnati – Two-time Pro Bowler completed 63.8 percent (408 of 639) of his passes for 5,613 yards with 50 TDs and 14 INTs at TCU (2009-10). In 93 career regular season starts, has thrown for 22,214 yards with 142 TDs and 81 INTs, leading the Bengals to five playoff berths.

**Casey Pachall (TCU)** – Completed 66.5 percent of his throws (228 of 343) with 25 TDs and seven INTs in 2011

## TAKING OVER A WINNING PROGRAM

Virginia Tech head coach Justin Fuente became the seventh head coach in FBS history to take over a program that had at least 23 consecutive winning seasons before taking the reins. Below is the complete list and the wins for the new coach in his first season.

Years	School	Prior Coaches	New Coach	Wins
36	Nebraska	Bob Devaney/Tom Osborne	Frank Solich	9
33*	Florida State	Bobby Bowden	Jimbo Fisher	10
25	Alabama	Bear Bryant	Ray Perkins	8
23	Oklahoma	Jim Mackenzie/Chuck Fairbanks/Barry Switzer	Gary Gibbs	7
23	Michigan	Bo Schembechler/Gary Moeller/Lloyd Carr	Rich Rodriguez	3
23	Florida	Six coaches during the span <sup>^</sup>	Will Muschamp	7
23	Virginia Tech	Frank Beamer	Justin Fuente	10

<sup>^</sup> Galen Hall, Gary Darnell, Steve Spurrier, Ron Zook, Charlie Strong, Urban Meyer

\* Due to NCAA sanctions, the 2006 and 2007 seasons resulted in vacated wins, but were winning seasons before the penalties.

## MOST TECH COACHING WINS

• OVER FIRST TWO SEASONS

Coach	Wins	Seasons
1. B.C. Cabbage	15	1921-22
2. C.P. Miles	14	1905-06
3. Charles Bernier	13	1917-18
4. Jimmy Sharpe	12	1974-75
Henry B. Redd	12	1932-33
Branch Bocock	12	1909-10
<b>7. Justin Fuente</b>	<b>11</b>	<b>2016-</b>
8. A.F. Gustafson	10	1926-27

### CAREER/ACTIVE STARTS CHART

	2017	Streak	Career
Carroll, C.	1	1	2
Chung, K.	1	1	4
Cunningham, C.	1	2	2
Gallo, E.	1	12	26
Jackson, J.	1	1	1
Keene, D.	-	-	-
Kumah, E.	-	-	-
McMillian, T.	1	1	15
Nijman, Y.	1	15	15
Peoples, S.	-	-	7
Pettit, C.	-	-	3
Pfaff, B.	1	1	1
Phillips, C.	1	3	33
Savoy, C.	1	1	1
Teller, W.	1	13	31

### STARTED EVERY GAME IN 2017

• Carroll, Chung, Gallo, Jackson, Keene, Kumah, Nijman, Peoples, Pfaff, Phillips and Teller.

### LONGEST ACTIVE STREAKS

- Nijman - 15
- Teller - 13
- Gallo - 12

### TOP 20 CONSECUTIVE SCORING TEAMS

- Virginia Tech has scored in **284** straight games dating back to the 1995 season.
- The streak is tied for the seventh-longest streak ever in the history of the NCAA by an FBS school & is now the fifth-longest active streak.

Rk.	School	Years	Games
1.	Michigan	1984-14	365
2.	Florida	1988-	362
3.	BYU	1975-03	361
4.	TCU	1992-	308
5.	Air Force	1992-	299
6.	Tennessee	1994-	285
7.	Virginia Tech	1995-	284
	Ohio State <sup>^</sup>	1993-16	283
9.	Texas	1980-04	282
10.	Washington State	1984-08	280
11.	Georgia	1995-	276
12.	Nebraska	1996-	272
	Washington	1981-04	271
14.	Oregon	1985-07	267
15.	Boise State	1997-	252
16.	Georgia Tech	1997-	250
17.	Texas Tech	1997-	247
18.	Colorado	1988-08	242
19.	Oklahoma	1998-	241
20.	Kansas State	1996-15	234

**Bold** = active streak

<sup>^</sup> = 13 games vacated by NCAA

### JACKSON SHINES IN TECH DEBUT

- Making his collegiate debut in a nationally televised primetime matchup against a ranked opponent in an NFL stadium, redshirt freshman QB Josh Jackson helped Virginia Tech retain the Black Diamond Trophy after accounting for 336 yards of total offense and two total TDs.
- Jackson, who threw for 253 yards and rushed for 101 yards, became the first Hokies QB since Logan Thomas in 2013 to pass for 200+ yards and rush for 100+ yards.
- Jackson's rushing total was the most for a Tech QB making his debut since 1987.
- It was the second-most rushing yards for a Hokie QB making his first career start since Al Clark rushed for 119 yards at Rutgers (8/30/97).

### Most Rushing Yards in First Career Game - QBs

Player	Years
1. <b>Josh Jackson</b>	<b>101 vs. WVU, 9/3/17</b>
2. Michael Vick	54 vs. JMU, 9/4/99
3. Jerod Evans	46 vs. Liberty, 2016
4. Tyrod Taylor	44 at LSU, 9/8/07
5. Bryan Randall	30 vs. UConn, 9/1/01

### Most Rushing Yards in First Career Start - QBs

Players	Years
1. Al Clark	119 at Rutgers, 8/30/97
2. <b>Josh Jackson</b>	<b>101 vs. WVU, 9/3/17</b>
3. Nick Sorensen	65 vs. UAB, 11/1/97
4. Michael Vick	54 vs. JMU, 9/4/99
5. Jerod Evans	46 vs. Liberty, 9/3/16
Maurice DeShazo	46 vs. JMU 9/5/92

### CAM CLIMBS UP THE RECEIVING CHARTS

- Senior WR Cam Phillips picked right up where he left off at the end of his junior campaign as he set a new career-high with 138 receiving yards on seven catches vs. West Virginia.
- His outing against the Mountaineers saw him move into fifth in the Tech record book with 2,201 career receiving yards, passing Antonio Freeman.
- Phillips also moved into sole possession of third place on Tech's career receptions chart with 172, passing Danny Coale.
- His 32-yard TD catch was the 11th of his career, which is tied for 11th in program history with Ernest Wilford, Ricky Hall and Bryan Still.

### Career Receiving Yards

Player	Years	Yards
1. Isaiah Ford	2014-16	2,967
2. Jarrett Boykin	2008-11	2,884
3. Danny Coale	2008-11	2,658
4. Ricky Scales	1972-74	2,272
5. <b>Cam Phillips</b>	<b>2014-</b>	<b>2,201</b>
6. Antonio Freeman	1991-94	2,200

### Career Receptions

Players	Years	Rec.
1. Isaiah Ford	2014-16	210
2. Jarrett Boykin	2008-11	184
3. <b>Cam Phillips</b>	<b>2014-</b>	<b>172</b>
4. Danny Coale	2008-11	165
5. Bucky Hodges	2014-16	133

### McMILLIAN AMONG THE ACC'S TOP RETURNING RUSHERS

- Redshirt junior RB Travon McMillian boasts rushing numbers that rank among the best in the ACC entering the 2017 season.
- In 2016, McMillian matched his rushing TD total of seven from his freshman campaign while also racking up three TD catches. McMillian set career-highs with 114 receiving yards and 10.4 YPC as a sophomore.

### Career Rushing Yards

Player	Yards
1. Lamar Jackson, LU	2,638
2. <b>Travon McMillian, VT</b>	<b>1,748</b>
3. Mark Walton, UM	1,715
4. Shaun Wilson, DU	1,704
5. Jon Hilliman, BC	1,658

### Career Rushing YPG

Player	YPG
1. Lamar Jackson, LU	101.5
2. Mark Walton, UM	63.5
3. <b>Travon McMillian, VT</b>	<b>62.4</b>
4. Cade Carney, WF	57.1
5. Jon Hilliman, BC	55.3

### Career Rushing TDs

Player	Rec.
1. Lamar Jackson, LU	32
2. Mark Walton, UM	25
3. Jon Hilliman, BC	21
4. <b>Travon McMillian, VT</b>	<b>15</b>
5. Qadree Ollison, UP	15

### HOKIES GO OVER 200 YARDS ON THE GROUND VS. WEST VIRGINIA

- The Hokies running game churned out 246 yards on the ground in the win over West Virginia and accounted for three of Tech's four total touchdowns.
- Tech out-rushed the Mountaineers, 246-234.
- Three different players scored TDs – QB Josh Jackson on a five-yard run, RB Deshawn McCleave on a 12-yard run and Travon McMillian on a three-yard run.
- QB Josh Jackson led all Hokies with 101 rushing yards, the most since for a Virginia Tech QB Logan Thomas also ran for 101 yards vs. Duke (10/26/13).
- Along with that trio, RB Steven Peoples rushed for 39 yards on 13 carries and had a career-long run of 11 yards.
- Head coach Justin Fuente improved to 11-2 at Tech when the Hokies rush for 150+ yards.

### JACKSON JOINS NOTABLE COMPANY OF FRESHMAN QB STARTERS AT TECH

- Redshirt freshman QB Josh Jackson will take the first offensive snap the season for the Hokies on Sept. 3 vs. West Virginia. It will also be the first snap of his collegiate career.
- **Jackson was the...**
  - The first true or redshirt freshman QB to start a game for the Hokies since Tyrod Taylor vs. Ohio (9/15/07).
  - The first true or redshirt freshman QB to start a season opener for the Hokies since Michael Vick vs. James Madison (9/4/99).

# DEFENSE

## #LPD ENJOYS RESURGENT 2016

Defensive coordinator Bud Foster's Lunch Pail Defense returned to its rightful place among the top defenses in the nation last season. The Hokies finished in the top 15 nationally in four categories:

### 2016 Top 15 FBS Defense Rankings

- 3. Third Down Defense - 27.5%
- 5. Completion Pct. - 50.1%
- T7. Tackles For Loss - 113.0
- 14. Pass Efficiency - 111.1

## HILL GETS FIRST LPD PICK OF 2017

- DE Trevon Hill picked off the first pass of the season for the Lunch Pail Defense late in the second quarter vs. West Virginia and with the Mountaineers operating in Hokies territory.
- It was the first interception of Hill's career and the first for a Virginia Tech defensive lineman since Corey Marshall at Pitt (10/16/14).
- Justin Fuente is now 8-0 at Tech when the Hokies commit fewer turnovers than their opponent.
- Tech's 361 since 1996, when Bud Foster became the full-time defensive coordinator, ranks first in the FBS.

## MOTUAPUAKA AND STROMAN ARE IN RARE COMPANY

- LB Andrew Motuapuaka and CB Greg Stroman have each scored three-plus defensive or special teams TDs in their Tech careers.
- Below is where they rank since 1987.

1. DeAngelo Hall	7 (5 PR/1 FR/ 1 INT)
2. Macho Harris	5 (4 INT/1 KOR)
3. <b>Andrew Motuapuaka</b>	<b>4 (1 INT/3 FR)</b>
André Davis	4 (4 PR)
5. <b>Greg Stroman</b>	<b>3 (1 FR/2 PR)</b>

tied with five others

## DEABLO IMPRESSES IN FIRST GAME WITH #LPD

- After moving to the defensive side of the ball in the spring, sophomore Divine Deablo made some key plays down the stretch at safety in the Hokies' win over West Virginia.
- Deablo finished with six tackles, his first career TFL and his first career pass breakup that came with :50 seconds left in the game in Virginia Tech territory.
- Deablo played in the latter half of the fourth quarter in place of S Terrell Edmunds, who was suffering from severe cramps.

## EDMONDS BROS ANCHOR THE #LPD

- Of all the combinations of brothers that have come through Blacksburg, perhaps no set of brothers have had an impact quite like the Edmunds', Terrell and Tremaine.
- Terrell** was a consensus Honorable Mention All-ACC pick as a redshirt sophomore after tying for fourth in the conference with four interceptions and finishing with 89 total tackles. He made the move from rover to free safety in the spring.
- Tremaine** earned multiple accolades this offseason, including Preseason All-ACC and Preseason Second-Team All-America honors by Sports Illustrated, after a breakout 2016 season that saw him finish with 106 tackles, 18.5 TFL and 4.5 sacks.

# LUNCH PAIL D



## THE LUNCH PAIL D

### \*BUD FOSTER'S DEFENSE BY THE NUMBERS

- \*93-1 when holding foes to 10 points or fewer
- \*68 defensive TDs
- \*48 different Hokies have scored defensive TDs
- \*41 players selected in NFL Draft
- \*42 games with three or more INTs
- \*31 shutouts
- \*9 players drafted in first or second rounds
- \*3 players earned Super Bowl rings – LB Cornell Brown, S Pierson Prioleau, S Kam Chancellor
- \*3 Pro Bowlers – S Kam Chancellor, CB Brandon Flowers, CB DeAngelo Hall

## LONGEST TENURED FBS ASSISTANTS

ACTIVE and CONTINUOUS

Entering the 2017 season, only seven assistant coaches in the country have been at their schools since 1996, and Virginia Tech has two of them.

1. **\*Bud Foster (1987), Virginia Tech**
2. Jerry Brown (1993), Northwestern
3. Odell Haggins (1994), Florida State
- Mo Latimore (1994), Kansas State
5. **Charley Wiles (1996), Virginia Tech**
- Andy Hill (1996), Missouri
- Dale Pehrson (1996), Navy

\* - Tech's Foster, who became the Hokies' co-defensive coordinator in 1995, is also the nation's longest-tenured DC.

via of CoachingSearch.com's Chris Vannini

## CAREER/ACTIVE STARTS CHART

	2017	Streak	Career
Alexander, A.	1	6	14
Edmunds, Te.	1	5	22
Edmunds, Tr.	1	16	17
Floyd, R.	1	1	1
Hill, T.	1	1	2
Huelskamp, S.	-	-	2
Mihota, V.	1	1	15
Motuapuaka, A.	1	24	30
Reynolds, M.	1	1	15
Settle, T.	1	1	1
Shegog, A.	-	-	7
Stroman, G	1	1	16
Walker, R.	1	2	7

## STARTED EVERY GAME IN 2017

- Alexander, Te. Edmonds, Tr. Edmonds, Floyd, Hill, Mihota, Motuapuaka, Reynolds, Settle, Stroman and Walker.

## LONGEST ACTIVE STREAKS

- Motuapuaka - 24
- Edmunds, Tr. - 16

## #LPD = TDs

### 1987 - PRESENT

## 90 Total TDs scored by the defense

- 58 pass interceptions**  
last Andrew Motuapuaka (18 yds) vs. Furman (9/12/15)
- 30 fumble returns**  
last Andrew Motuapuaka (70 yds) vs. Virginia (11/26/16)
- 2 fumble recoveries**  
last Carl Bradley (in End Zone) at Rutgers (8/30/97)
- 11 total safeties by the defense**  
last vs. East Carolina (9/24/16)

## TECH AMONG FBS LEADERS

### 1996 - PRESENT

Rank	Category	No.
1st	Sacks	783.0
1st	Sack Yards	-5,383
1st	Interceptions	361
2nd	INT Pct.	4.4
1st	Third-Down Pct.	31.4
1st	Completion Pct.	50.5
2nd	Pass Defense	189.1 ypg
2nd	INT Return TDs	44
2nd	Passer Rating	106.4
2nd	Takeaways	578
4th	TD/INT Ratio	0.78
3rd	Total Defense	306.1 ypg
6th	Rush Defense	117.0 ypg

- Why 1996?** Bud Foster took over full-time duties as defensive coordinator in 1996. Since then, he has developed one of the top defenses in college football.

- The famed Virginia Tech Lunch Pail has come to symbolize the blue-collar approach of the Hokies' defense under longtime defensive coordinator Bud Foster.
- In 1995, Foster served as co-defensive coordinator with Rod Sharpless, whose mother-in-law found the original Lunch Pail in Mercerville, New Jersey. The pail once belonged to a coal miner and after a record-setting defensive season, the Lunch Pail became an iconic part of Hokies' lore.
- The Pail travels wherever the Hokies go and its care is only entrusted to a defensive leader.
- Before the start of every season, a signed mission statement from the defense is placed in The Pail. Then every week, unit goals, team goals and keys to success are placed in The Pail, plus the turf from any road victories.
- Since 2007, The Pail has also contained the names of the 32 fallen Hokies taken in the April 16 tragedy.
- Darryl Tapp is the only player who has ever earned lifetime possession of an incarnation of The Pail from Foster.

## CAREER/ACTIVE STARTS CHART

	2017	Streak	Career
Bradburn (P, H)	1	1	1
Slye, J. (K)	1	41	41
Taylor, C. (LS)	1	17	17

### STARTED EVERY GAME IN 2017

- Bradburn
- Slye
- Taylor

### LONGEST ACTIVE STREAKS

- Slye: 41

## SPECIAL TEAM SCORES

- 1987 - PRESENT

### 57 Total TDs scored by special teams

- **21 punt returns**  
last Greg Stroman (87 yds)  
vs. East Carolina (9/24/16)
- **20 blocked punts**  
last Anthony Shegog (19 yds)  
at Purdue (9/19/15)
- **9 kickoff returns**  
last Demetri Knowles (93 yds)  
at North Carolina (10/6/12)
- **5 blocked field goals**  
last Adonis Alexander (75 yds)  
at Duke (11/5/16)
- **1 fumble recovery**  
last Tee Butler (in End Zone)  
vs. Syracuse (10/16/99)
- **1 fumble return**  
last Andrew Motuapuaka (on KO)  
vs. Western Michigan (9/27/14)
- **11 total safeties on special teams**  
last vs. Liberty (9/3/16)

## BLOCK PARTY

- Over the past 31 seasons, Tech special teams have blocked **68** punts, **44** field goal attempts and 28 point-after attempts for a total of 140 in 375 games - approx. **1** every **2.68** games.
  - Tech blocked **3** FGAs in 2016, the most since the team blocked three during the 2004 season.
  - The **4** total blocks in 2016 (includes a punt) marked the most since 2008, when the Hokies had five blocks which included 2 PATs, 2 FGAs and 1 punt.
  - In Tech's win vs. East Carolina (9/24), the Hokies blocked both a FGA and a punt, which had last happened vs. Marshall (9/21/13).
  - Credited with the block on the 26-yard FGA was DT Tim Settle, while WR Cam Phillips was the player who blocked the punt.
  - At Syracuse (10/15), Vinny Mihota blocked a 53-yard FGA in the second quarter for the Hokies' second blocked FGA this season.
  - Greg Stroman notched the 30-yard FGA block at Duke (11/5) that was returned for a TD by Adonis Alexander.

## SPECIAL TEAMS

### BEAMER'S RETIRED NO. 25 MAKES A RETURN TO THE FIELD

- Redshirt senior LS Colton Taylor will wear Frank Beamer's No. 25 vs. Delaware after making a key special teams play vs. West Virginia (9/3).
- After the Tech offense went three-and-out, P Oscar Bradburn booted a game-long 54-yard punt that was downed at West Virginia's own three-yard line by Taylor, who hustled from his long snapper position to bury the Mountaineers in their own territory.
- Head coach Justin Fuente and the Hokies paid homage to Frank Beamer and Virginia Tech's legacy of excellence on special teams last season by selecting a special teams player of the week who will wear No. 25.
- With Coach Beamer's blessing, his retired No. 25 was worn by a player who exemplified the role special teams played during Virginia Tech's rise to national prominence.
- "I'm so very humbled by this thoughtful gesture by Coach Fuente," Beamer said. "I'm grateful that he reached out for my blessing to use the number 25 in this way."

### 2017 "25" Game By Game

Opponent	Honoree
West Virginia	LB Anthony Shegog
Delaware	LS Colton Taylor
ECU	
ODU	
Clemson	
B. College	
UNC	
Duke	
Miami	
Ga. Tech	
Pitt	
Virginia	

### STROMAN CLIMBING CHARTS FOR PUNT RETURNERS

- Stroman is third all-time in the school's record book for career punt returns with 93 and his 716 return yards rank him eighth.
- In Tech's history, only two men have ever returned more than 100 punts, John Ludlow (136, 1979-82) and Eddie Royal (111, 2004-07), while Royal is the only man to go over 900 yards in punt returns - finishing his career with 1,296 punt return yards.

#### Tech Career Punt Returns

Name	Years	Ret.
1. John Ludlow	1979-82	136
2. Eddie Royal	2004-07	111
3. <b>Greg Stroman</b>	2014-	93

#### Tech Career Punt Return Yards

Name	Years	Yds
8. <b>Greg Stroman</b>	2014-	716
9. Angelo Harrison	1995-98	713
10. Antonio Freeman	1991-94	652

### SLYE MOVING UP ALL-TIME SCHOOLS LISTS IN FIELD GOALS MADE AND SCORING

- Slye is second all-time in FGs made in a career, five behind the top spot held by Shayne Graham.
- On Tech's all-time scoring list, Slye is third with 321 points and second among kickers.

#### Tech Career FG Leaders

Name	Years	FGs
1. Shayne Graham	1996-99	68
2. <b>Joey Slye</b>	2014-	64
3. Brandon Pace	2003-06	58

#### Tech Career Scoring Leaders

Name, pos.	Years	Pts
1. Shayne Graham, K	1996-99	371
2. Lee Suggs, RB	1999-02	336
3. <b>Joey Slye, K</b>	2014-	328

### OSCAR BRADBURN: THE PUNTER FROM DOWN UNDER

- Freshman P Oscar Bradburn placed three punts inside the 20, had two punts of 50+ yards and drew three fair catches playing in his first American rules football game vs. West Virginia.
- He averaged 46.5 yards per punt and registered a long punt of 54 yards.
- A native of Sydney, Bradburn played Australian Rules Football for Sydney Swans Academy and trained at ProKick Australia, a facility in Melbourne that produced two of the three finalists for the 2016 Ray Guy Award.
- Tech's special teams and tight ends coach James Shibest, Bradburn's primary recruiter, is no stranger to working with Australian punters. While serving as special teams coach under Justin Fuente at Memphis, Shibest coached 2013 Ray Guy Award winner and Geelong, Australia native Tom Hornsey.

OFF THE FIELD

Teams Under Fuente.....2017.....Career

Home.....	0-0.....	20-11
Road.....	0-0.....	14-14
Neutral.....	1-0.....	3-2
Grass.....	1-0.....	14-5
Artificial Turf.....	0-0.....	23-22
Won Coin Toss.....	1-0.....	16-15
Lost Coin Toss.....	0-0.....	21-12

Fuente Teams' Record When ...

Leading after the 1st quarter.....	1-0.....	23-10
Trailing after the 1st quarter.....	0-0.....	11-16
Tied after the 1st quarter.....	0-0.....	3-1
Leading at halftime.....	1-0.....	29-4
Trailing at halftime.....	0-0.....	7-21
Tied at halftime.....	0-0.....	1-2
Leading after 3rd quarter.....	1-0.....	33-2
Trailing after 3rd quarter.....	0-0.....	3-23
Tied after 3rd quarter.....	0-0.....	1-2
Leading with less than 2:00 to play.....	1-0.....	34-2
Trailing with less than 2:00 to play.....	0-0.....	1-24
Tied with less than 2:00 to play.....	0-0.....	2-1
Scores first.....	1-0.....	22-11
Opponent scores first.....	0-0.....	13-16
Scores 20+ points.....	1-0.....	35-14
Opponent scores 20+ points.....	1-0.....	13-25
Holds opponent to 20 points or less.....	0-0.....	24-2
Game is decided by 3 points or less.....	0-0.....	5-3
Game is decided by 10 points or less.....	1-0.....	7-12

Fuente Teams' Record When ...

Less than 150 yards rushing.....	0-2.....	5-20
150+ yards rushing.....	10-2.....	32-8
200+ yards passing.....	7-4.....	25-14
300+ yards passing.....	1-2.....	12-7
300+ yards total offense.....	1-0.....	34-17
400+ yards total offense.....	1-0.....	26-7
500+ yards total offense.....	0-0.....	13-1
70+ total plays.....	1-0.....	27-17
80+ total plays.....	0-0.....	16-5

Fuente Teams' Record When ...

Allowing less than 150 yards rushing.....	0-0.....	28-12
150+ yards rushing.....	1-0.....	8-15
200+ yards passing.....	1-0.....	14-19
300+ yards passing.....	1-0.....	10-10
300+ yards total offense.....	1-0.....	19-24
400+ yards total offense.....	1-0.....	10-13
500+ yards total offense.....	1-0.....	6-6
70+ total plays.....	1-0.....	16-19
80+ total plays.....	1-0.....	10-6

Fuente Teams' Record When ...

Committing fewer turnovers.....	1-0.....	23-7
Committing more turnovers.....	0-0.....	5-17
Turnovers are the same.....	0-0.....	9-3
Having fewer penalty yards.....	1-0.....	21-7
Having more penalty yards.....	0-0.....	16-19
Penalty yards are even.....	0-0.....	0-1
Leading time of possession.....	1-0.....	25-10
Trailing time of possession.....	0-0.....	12-17

Fuente Teams' High & Low Water Marks ...

Largest halftime lead.....	3.....	56
Largest halftime deficit.....	-.....	28
Highest number of plays.....	72.....	97
Lowest number of plays.....	72.....	48
Opponent highest number of plays.....	89.....	100
Opponent lowest number of plays.....	89.....	50
Warmest Game Temperature.....	70°.....	94°
Coldest Game Temperature.....	70°.....	37°

Fuente Teams' For ...

Day Games.....	0-0.....	19-13
Night Games (5 p.m. kickoff or later).....	1-0.....	18-14
Games with temperature 49 or below.....	0-0.....	5-3
Games with temperatures in 50s.....	0-0.....	6-6
Games with temperatures in 60s.....	0-0.....	9-5
Games with temperatures in 70s.....	1-0.....	11-6
Games with temperatures in 80s.....	0-0.....	5-4
Games with temperatures in 90s.....	0-0.....	1-3

7 VIRGINIA TECH SENIORS EARN DEGREES IN SPRING 2017

• Seven Hokies have already earned their undergraduate degrees:

No.	Player, Pos.	Major
61	Kyle Chung, OL	Sociology
89	James Clark, WR	Finance (Ohio State); enrolled in Education, Curriculum and Instruction Master's program
31	Brandon Facyson, CB	Biology and Sociology
56	Sean Huelskamp, LB	Finance
67	Parker Osterloh, T	Environmental Sciences; enrolled in Natural Resources Master's program
24	Anthony Shegog, LB	Sociology
87	Colton Taylor, LS	Human Development

4 HOKIES GET SELECTED IN THE 2017 NFL DRAFT

- The Hokies saw four players picked in the 2017 NFL Draft on May 1 in Philadelphia and five others sign free agent contracts.
- Virginia Tech has had a player selected in the NFL Draft every year since 1994.
- S Chuck Clark carried the flag for the Real #DBU as he became the 24th Tech DB to get selected since 1997. Clark is also Bud Foster's 41st NFL Draft pick.

Year	Name	Position	Round	Pick	Overall	Team
2017	Chuck Clark	DB	6	2	186	Baltimore
2017	Bucky Hodges	TE	6	17	201	Minnesota
2017	Sam Rogers	RB	6	22	206	Los Angeles Rams
2017	Isaiah Ford	WR	7	19	237	Miami
2017	Woody Baron	DT	FA			Dallas
2017	Trey Edmunds*	RB	FA			Kansas City
2017	Ken Ekanem	DE	FA			Denver
2017	Jon McLaughlin	OL	FA			Arizona
2017	Nigel Williams	DT	FA			Buffalo

\*Concluded college career at Maryland; now with New Orleans

THE DRIVE FOR 25

• On Dec. 12, 2016, the Virginia Tech Athletics Department announced the launching of a campaign entitled "Drive for 25," with the department seeking to increase membership in the Virginia Tech Athletic Fund (aka the "Hokie Club") to 25,000 members. That would make the Hokie Club the largest athletics fundraising group in the ACC.



- The impetus behind the Drive for 25 is to raise the financial resources needed to provide Virginia Tech student-athletes with the opportunities to continue their success in the classroom, in competition and in the community.
- The Hokie Club's primary role in providing opportunities for student-athletes comes through the raising of money for scholarships, but tuition, fees and cost of attendance increases continue to climb. The department projects the scholarship bill for 2016-17 to be around \$14.4 million, and the Hokie Club raised \$11.5 million for scholarships last year.
- Legendary head football coach Frank Beamer, who retired at the conclusion of the 2016 season, will be the spokesperson for the campaign. Beamer is a longtime member of the Hokie Club and has contributed extensively to both athletics and academics at the university over three decades.

VIRGINIA TECH CELEBRATES 125 YEARS OF FOOTBALL

• The 2017 football season will mark the 125th year of Virginia Tech Football, with the first game being played on October 21, 1892.



- The Hokies are 729-461-46 all-time, have played in six different venues, have won 11 conference championships, have produced 44 All-Americans, 151 NFL Draft picks, 11 first-rounders and two No. 1 overall selections (Bruce Smith and Michael Vick).
- Virginia Tech has produced new in-game features showcasing fans and former student-athletes' favorite games and memories. Virginia Tech will also be recognizing a group of former student-athletes at each home game.

2017 HONORS

<p><b>QB Josh Jackson</b></p> <ul style="list-style-type: none"> <li>• ACC Freshman of the Week (9/5)</li> <li>• CBS Sports Freshman of the Week (9/5)</li> </ul>	
<p><b>WR Cam Phillips</b></p> <ul style="list-style-type: none"> <li>• ACC Receiver of the Week (9/5)</li> </ul>	
<p><b>LB Andrew Motuapuaka</b></p> <ul style="list-style-type: none"> <li>• ACC Linebacker of the Week (9/5)</li> </ul>	
<p><b>Virginia Tech</b></p> <ul style="list-style-type: none"> <li>• Athlon Sports Team of the Week (9/5)</li> </ul>	

## TECH QBs - STATS IN FIRST TWO CAREER STARTS - LAST 30 YEARS

With Josh Jackson making his first career start against West Virginia, it's worth noting that Virginia Tech quarterbacks in the last 31 years are a combined 30-9 in their first career starts, including winners in 13 straight games. Here's a list of the 20 Tech quarterbacks first two starts over the past 31 seasons and their numbers in those starts.

Quarterback	Date	Opponent	----- Passing -----				--- Rushing ---			Total Yards	Total TDs	Result	
			Comp-Att.	Yards	TDs	Ints	Att.	Yards	TD				
Josh Jackson, R-Fr.	Sept. 3, 2017 Sept. 9, 2017	vs. #22 West Virginia (G1) Delaware	15-26	235	1	0	11	101	1	336	2	W, 31-24	
<b>First 2 starts</b>			<b>15-26</b>	<b>235</b>	<b>1</b>	<b>0</b>	<b>57.6</b>	<b>11</b>	<b>101</b>	<b>1</b>	<b>336</b>	<b>2</b>	<b>1-0 (31)</b>
Jerod Evans, Jr.	Sept. 3, 2016 Sept. 10, 2016	Liberty (G1) vs. Tennessee	20-32 20-28	221 208	4 1	0 0	5 16	46 18	0 0	267 226	4 1	W, 36-13 L, 24-45	
<b>First 2 starts</b>			<b>40-60</b>	<b>429</b>	<b>5</b>	<b>0</b>	<b>64.6</b>	<b>21</b>	<b>64</b>	<b>0</b>	<b>493</b>	<b>5</b>	<b>1-1 (60)</b>
Brenden Motley, r-Jr.	Sept. 12, 2015 Sept. 19, 2015	Furman (G2) at Purdue	16-24 15-24	233 220	2 2	0 0	4 15	38 24	1 1	271 244	3 3	W, 42-3 W, 51-24	
<b>First 2 starts</b>			<b>31-48</b>	<b>453</b>	<b>4</b>	<b>0</b>	<b>64.6</b>	<b>19</b>	<b>62</b>	<b>2</b>	<b>515</b>	<b>6</b>	<b>2-0 (93)</b>
Michael Brewer, r-Jr.	Aug. 30, 2014 Sept. 6, 2014	William & Mary (G1) at #8 Ohio State	23-30 23-36	251 199	2 2	1 2	3 10	21 16	0 0	272 215	2 2	W, 34-9 W, 35-21	
<b>First 2 starts</b>			<b>46-66</b>	<b>450</b>	<b>4</b>	<b>3</b>	<b>69.7</b>	<b>13</b>	<b>37</b>	<b>0</b>	<b>487</b>	<b>4</b>	<b>2-0 (69)</b>
Logan Thomas, r-So.	Sept. 3, 2011 Sept. 10, 2011	Appalachian State (G1) at East Carolina	9-19 8-20	149 91	2 0	0 1	3 12	16 67	0 0	165 158	2 0	W, 66-13 W, 17-10	
<b>First 2 starts</b>			<b>17-39</b>	<b>240</b>	<b>2</b>	<b>1</b>	<b>43.6</b>	<b>15</b>	<b>83</b>	<b>0</b>	<b>323</b>	<b>2</b>	<b>2-0 (83)</b>
Tyrod Taylor, Fr.	Sept. 15, 2007 Sept. 22, 2007	Ohio (G3) William & Mary	18-31 6-13	287 72	0 1	0 0	10 5	8 52	1 0	295 124	1 1	W, 28-7 W, 44-3	
<b>First 2 starts</b>			<b>24-44</b>	<b>359</b>	<b>1</b>	<b>0</b>	<b>54.5</b>	<b>15</b>	<b>60</b>	<b>1</b>	<b>419</b>	<b>2</b>	<b>2-0 (72)</b>
Sean Glennon, r-So.	Sept. 2, 2006 Sept. 9, 2006	Northeastern (G1) at North Carolina	15-18 10-17	222 66	3 0	1 0	3 2	-2 -4	0 0	220 62	3 0	W, 38-0 W, 35-10	
<b>First 2 starts</b>			<b>25-35</b>	<b>288</b>	<b>3</b>	<b>1</b>	<b>71.4</b>	<b>5</b>	<b>-6</b>	<b>0</b>	<b>282</b>	<b>3</b>	<b>2-0 (73)</b>
Marcus Vick, r-Jr.	Sept. 4, 2005 Sept. 10, 2005	at NC State (G1) at Duke	10-21 12-19	108 172	1 3	0 1	13 4	31 -12	0 0	139 160	1 3	W, 20-16 W, 45-0	
<b>First 2 starts</b>			<b>22-40</b>	<b>280</b>	<b>4</b>	<b>1</b>	<b>55.0</b>	<b>17</b>	<b>19</b>	<b>0</b>	<b>299</b>	<b>4</b>	<b>2-0 (65)</b>
Bryan Randall, So.	Sept. 12, 2002 Sept. 21, 2002	#16 Marshall (G3) at #19 Texas A&M	5-12 10-11	101 119	0 0	0 0	7 17	36 14	0 0	137 133	0 0	W, 47-21 W, 13-3	
<b>First 2 starts</b>			<b>15-23</b>	<b>220</b>	<b>0</b>	<b>0</b>	<b>65.2</b>	<b>24</b>	<b>50</b>	<b>0</b>	<b>270</b>	<b>0</b>	<b>2-0 (60)</b>
Grant Noel, r-Jr.	Sept. 1, 2001 Sept. 8, 2001	Connecticut (G1) Western Michigan	16-20 13-25	267 144	3 1	0 0	3 7	6 11	0 1	273 155	3 2	W, 52-10 W, 31-0	
<b>First 2 starts</b>			<b>29-45</b>	<b>411</b>	<b>4</b>	<b>0</b>	<b>64.4</b>	<b>10</b>	<b>17</b>	<b>1</b>	<b>428</b>	<b>5</b>	<b>2-0 (83)</b>
Michael Vick, r-Fr.	Sept. 4, 1999 Sept. 23, 1999	James Madison (G1) Clemson	4-6 7-17	110 88	0 0	0 3	4 12	54 41	3 0	164 129	3 0	W, 47-0 W, 31-11	
<b>First 2 starts</b>			<b>11-23</b>	<b>198</b>	<b>0</b>	<b>3</b>	<b>47.8</b>	<b>16</b>	<b>95</b>	<b>3</b>	<b>293</b>	<b>3</b>	<b>2-0 (78)</b>
Dave Meyer, r-Fr.	Sept. 26, 1998 Sept. 11, 1999	Pittsburgh (G4) UAB	7-9 12-21	98 144	0 1	1 3	7 6	-7 -4	0 0	91 140	0 1	W, 27-7 W, 31-10	
<b>First 2 starts</b>			<b>19-30</b>	<b>242</b>	<b>1</b>	<b>4</b>	<b>63.3</b>	<b>13</b>	<b>-11</b>	<b>0</b>	<b>231</b>	<b>1</b>	<b>2-0 (58)</b>
Nick Sorensen, r-Fr.	Nov. 1, 1997 Oct. 8, 1998	UAB (G8) at Boston College	7-15 6-10	84 72	1 0	2 2	8 16	65 -15	0 0	149 57	1 0	W, 37-0 W, 17-0	
<b>First 2 starts</b>			<b>13-25</b>	<b>156</b>	<b>1</b>	<b>4</b>	<b>52.0</b>	<b>24</b>	<b>50</b>	<b>0</b>	<b>206</b>	<b>1</b>	<b>2-0 (54)</b>
Al Clark, r-Jr.	Aug. 30, 1997 Sept. 13, 1997	at Rutgers (G1) Syracuse	7-10 5-11	149 103	2 1	1 0	7 5	119 31	1 0	268 134	3 1	W, 59-19 W, 31-3	
<b>First 2 starts</b>			<b>12-21</b>	<b>252</b>	<b>3</b>	<b>1</b>	<b>57.1</b>	<b>12</b>	<b>150</b>	<b>1</b>	<b>402</b>	<b>4</b>	<b>2-0 (90)</b>
Jim Druckenmiller, r-Jr.	Sept. 7, 1995 Sept. 16, 1995	Boston College (G1) Cincinnati	21-42 12-32	296 135	1 0	0 3	2 14	-5 25	0 0	291 160	1 0	L, 14-20 L, 0-16	
<b>First 2 starts</b>			<b>33-74</b>	<b>431</b>	<b>1</b>	<b>3</b>	<b>44.6</b>	<b>16</b>	<b>20</b>	<b>0</b>	<b>451</b>	<b>1</b>	<b>0-2 (14)</b>
Treg Koel, r-Jr.	Oct. 24, 1992	#1 Miami (G7)	4-15	38	0	1	1	-9	0	31	0	L, 23-43	
-----only start-----													
<b>Only start</b>			<b>4-15</b>	<b>38</b>	<b>0</b>	<b>1</b>	<b>26.7</b>	<b>1</b>	<b>-9</b>	<b>0</b>	<b>31</b>	<b>0</b>	<b>0-1 (23)</b>
Maurice DeShazo, r-So.	Sept. 5, 1992 Sept. 12, 1992	James Madison (G1) at East Carolina	5-8 7-18	195 98	2 0	0 2	9 12	46 37	1 1	241 135	3 1	W, 49-20 L, 27-30	
<b>First 2 starts</b>			<b>12-26</b>	<b>293</b>	<b>2</b>	<b>2</b>	<b>46.2</b>	<b>21</b>	<b>83</b>	<b>2</b>	<b>376</b>	<b>4</b>	<b>1-1 (76)</b>
Rodd Wooten, r-So.	Nov. 18, 1989 Sept. 15, 1990	at NC State (G11) at East Carolina	9-16 4-9	146 38	0 0	1 0	7 3	-16 1	0 0	130 39	0 0	W, 25-23 W, 24-23	
<b>First 2 starts</b>			<b>13-25</b>	<b>184</b>	<b>0</b>	<b>1</b>	<b>52.0</b>	<b>10</b>	<b>-15</b>	<b>0</b>	<b>169</b>	<b>0</b>	<b>2-0 (49)</b>
Cam Young, r-Jr.	Nov. 5, 1988 Oct. 7, 1989	at Louisville (G9) at #9 West Virginia	15-23 15-22	137 167	0 0	1 0	12 12	-40 28	0 0	97 195	0 0	L, 3-13 W, 12-10	
<b>First 2 starts</b>			<b>30-45</b>	<b>304</b>	<b>0</b>	<b>1</b>	<b>66.7</b>	<b>24</b>	<b>-12</b>	<b>0</b>	<b>292</b>	<b>0</b>	<b>1-1 (15)</b>
Will Furrer, r-Fr.	Sept. 3, 1988 Sept. 10, 1988	at #4 Clemson (G1) East Carolina	17-36 13-18	116 158	0 0	2 0	7 2	-47 -7	0 0	69 151	0 0	L, 7-40 W, 27-16	
<b>First 2 starts</b>			<b>30-54</b>	<b>274</b>	<b>0</b>	<b>2</b>	<b>55.6</b>	<b>9</b>	<b>-54</b>	<b>0</b>	<b>220</b>	<b>0</b>	<b>1-1 (34)</b>
Erik Chapman, Sr.	Sept. 12, 1987 Sept. 19, 1987	#10 Clemson (G1) at Virginia	6-17 13-26	37 187	0 1	2 1	11 6	-48 -13	0 0	-11 174	0 1	L, 22-10 L, 13-14	
<b>First 2 starts</b>			<b>19-43</b>	<b>224</b>	<b>1</b>	<b>3</b>	<b>44.2</b>	<b>17</b>	<b>-61</b>	<b>0</b>	<b>163</b>	<b>1</b>	<b>0-2 (35)</b>



## HOKIES ON CURRENT NFL ROSTERS - 17

T	Duane Brown (DNR)	Houston
S	Kam Chancellor	Seattle
S	Chuck Clark	Baltimore
RB	Trey Edmunds	New Orleans
S	Antone Exum, Jr.	Minnesota
WR	Isaiah Ford (IR)	Miami
WR	Corey Fuller (IR)	New Orleans
CB	Kyle Fuller	Chicago
CB	Kendall Fuller	Washington
S	DeAngelo Hall (PUP)	Washington
TE	Bucky Hodges (IR)	Minnesota
TE	Ryan Malleck (PS)	Baltimore
LB	Dadi Nicolas (PUP)	Kansas City
FB	Sam Rogers (PS)	Los Angeles
DE	Darryl Tapp	New Orleans
QB	Tyrod Taylor	Buffalo
TE	Logan Thomas	Buffalo

\*As of Sept. 5 2017  
 IR - Injured Reserve  
 PS - Practice Squad  
 PUP - Reserve/Physically unable to perform  
 DNR - Did Not Report



L to R - Logan Thomas, Bucky Hodges, Nigel Williams, Tyrod Taylor; Front - Antone Exum Jr.

## TWO-TIME NFL COACH OF THE YEAR

Bruce Arians took a long and winding path before finally becoming an NFL head coach. This former Tech quarterback has a penchant for getting the best out of passers at the pro level with his notable pupils including Super Bowl champions Peyton Manning and Ben Roethlisberger, as well as the likes of Carson Palmer and Andrew Luck.

### BRUCE ARIANS

**Quarterback – Virginia Tech (1972-74)**

**Head Coach – Arizona Cardinals (2013-present)**

- Associated Press NFL Coach of the Year – Indianapolis Colts (2012)
- Associated Press NFL Coach of the Year – Arizona Cardinals (2014)



Bruce Arians (pictured above), a former Virginia Tech quarterback and currently the head coach of the Arizona Cardinals, proudly sporting his Hokies' swag.




Antone Exum Jr. (L) and Kam Chancellor

## OTHER HOKIES IN NFL ROLES

<b>Malcolm Blaken</b>	Washington	Director of Player Development
<b>Eugene Chung</b>	Philadelphia	Assistant O-Line/Tight Ends/Run Game
<b>Keith Gray</b>	Philadelphia	Assistant Strength & Conditioning
<b>Torrian Gray</b>	Washington	Defensive Backs
<b>Chad Grimm</b>	Washington	Outside Linebackers
<b>Jeff King</b>	Chicago	Pro Scout
<b>Anthony Midget</b>	Houston	Assistant Secondary
<b>Chris Peduzzi</b>	Philadelphia	Head Athletic Trainer
<b>Nick Rapone</b>	Arizona	Defensive Backs
<b>Johnny Shelton</b>	Baltimore	Team Chaplain
<b>Nick Sorensen</b>	Seattle	Asst. Special Teams/Asst. DBs

# LANE STADIUM

## A TRUE HOMEFIELD ADVANTAGE



### NO. 1

#### Best Homefield Advantage in College Football (Rivals.com)

Lane Stadium doesn't blow people away by the brute strength of a massive stadium, but with knowledgeable fans that always reach a frenzied pitch at the right time, the Hokies make the most of their numbers.

Every good stadium has at least one end designed for deafening noise levels, and the enclosed South End Zone at Lane Stadium fits the bill perfectly. Holding more than 11,000 screaming Virginia Tech fans, the section amplifies noise and renders audibles useless. That's not to mention the isolation factor. With the nearest major airport nearly 45 minutes away, opponents' fans are never out in force at Lane Stadium.

### NO. 2

#### Best College Football Town in America (USA Today Survey)

### NO. 2

#### Scariest Venue for Opposing Teams (ESPN the Magazine)

The two loudest places I've ever seen a game are Lane Stadium and the Orange Bowl, but the Hokies' home crowd is a lot more consistent. The whole place rocks when they crank up "Enter Sandman." I remember watching a decent BC team go there on a Thursday night and completely melt down.

### NO. 2

#### Best Entrances in College Football (Sports Illustrated)

This entrance is one of the purest slices of Americana you will ever experience.

### NO. 6

#### College Football Stadium & Tailgate Fans Should Visit Before They Die (Bleacher Report)

### NO. 7

#### Loudest College Football Stadium (Bleacher Report)

## LANE STADIUM - HOME OF THE HOKIES

Rising high into the mountainous sky of the New River Valley, Virginia Tech's Lane Stadium enters its 53rd year of football competition in 2017. The Tech football team has enjoyed over two decades of success, going to 24 straight bowl games and winning 10 or more games eight straight seasons from 2004-11. A big part of that success is the home-field advantage the Hokies enjoy at Lane Stadium/Worsham Field.

Sitting at roughly 2,057 feet above sea level, the stadium is the second-highest among all FBS schools in the eastern United States, trailing only Appalachian State (3,300). Completed in 1965, Lane Stadium/Worsham Field has gone through numerous changes, renovations and additions. But through it all, it has always been regarded as one of the finest places to watch – and toughest places for opponents to play – a college football game.

## THE HOKIE STONE

Before each home football game, Virginia Tech football players and coaching staff enter Lane Stadium through a tunnel. On the stadium-side entrance to Worsham Field, they pass beneath a Hokie Stone, which they touch for good luck and is flanked by these words: "For those who have passed. For those to come ... Reach for Excellence."

## ENTER SANDMAN

The history behind Virginia Tech's use of Metallica's "Enter Sandman" started during the 2000 season. That summer, Tech added a new scoreboard to Lane Stadium and the athletics marketing team decided to use the song for an entrance video. The group considered "Welcome to the Jungle" by Guns N' Roses and "Sirius" by the Alan Parsons Project before settling on "Enter Sandman." As the song played on one chilly evening prior to team's entrance, members of the Marching Virginians began to jump up and down in rhythm in an effort to stay warm. The Lane Stadium crowd followed suit and the jumping hasn't stopped since.

## MILESTONE GAMES

	DATE	OPPONENT	RESULT
Inaugural Game & Win	10/2/65	William & Mary	W 9-7
First Televised Game	10/29/66	Florida State	W 23-21
First Night Game	11/25/82	Virginia	W 21-14
First Win Under Beamer	10/3/87	Navy	W 31-11
First ESPN Game	11/24/90	Virginia	W 38-13
Worsham Field Dedicated	9/5/92	James Madison	W 49-10
First BIG EAST Game	9/26/92	West Virginia	L 16-7
First BIG EAST Win	10/16/93	Temple	W 55-7
100th Win	9/22/94	West Virginia	W 34-6
First Thursday Night Game	9/22/94	West Virginia	W 34-6
Program's 1,000th Game	9/4/99	James Madison	W 47-0
First College Gameday Appearance	10/16/99	Syracuse	W 62-0
First ACC Game & Win	9/18/04	Duke	W 41-17
200th Win	10/13/12	Duke	W 41-20
Beamer's Final Home Win	10/9/15	N.C. State	W 28-13
Beamer's Final Home Game	11/21/15	North Carolina	L 30-27 OT
300th Game	11/20/16	Miami	W, 37-16
First Win Under Fuente	9/3/17	Liberty	W, 36-13

## LANE STADIUM

### FAST FACTS

Capacity.....	66,233
Seasons.....	53rd in 2017
Inaugural Season.....	1965
Construction Began.....	April 1964
New Press Box/West Side Completed.....	2006
South End Zone Expansion Completed.....	2002
Longest Tech Win Streak.....	16 games (9/4/99 – 10/13/01)
Elevation Above Sea Level.....	2,057 feet

# VIRGINIA TECH INDOOR PRACTICE FACILITY



**2** 737 jets can fit inside the building (nose to tail)



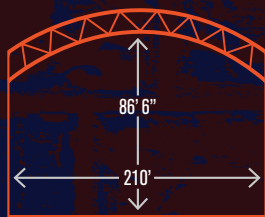
**26,500** Square feet of glass and translucent panels, which is just over half an acre



**11,213** Square feet of Hokie Stone on the facade

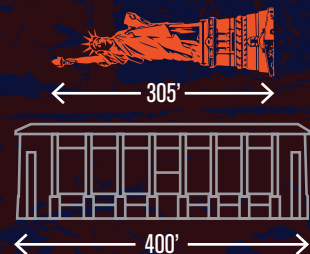
**1,200** Tons of specially engineered steel were utilized

Over 86 feet from the field to the bottom of the truss — a must for the kicking game!



**86 feet 6 inches**

The Statue of Liberty could easily fit inside the facility




**7,905,108** Cubic feet of space, enough room to fill

**89** OLYMPIC POOLS

**60,000** Square feet of precast concrete panels with the majority of weighing over

**18** TONS



Porticoes feature the same values as the eight pylons of Virginia Tech's War Memorial: Brotherhood, Honor, Leadership, Sacrifice, Service, Loyalty, Duty and Ut Prosim

## 2017 VIRGINIA TECH FOOTBALL ROSTERS

#	NAME	POS	#	NAME	VL	POS	HT	WT	YR	HOMETOWN	HS/LAST SCHOOL
2	Hendon Hooker	QB	36	Adonis Alexander	2	CB	6' 3"	197	Jr.	Charlotte, N.C.	Independence
2	Tyree Rodgers	DB	23	Rayshard Ashby	-	LB	5' 10"	227	Fr.	Chesterfield, Va.	L.C. Bird High School
3	Greg Stroman	CB	63	Daniel Bailey	-	OL	6' 3"	300	r-So.	Abingdon, Va.	Abingdon
4	Tim Settle	DT	14	Tavante Beckett	-	LB	5' 10"	221	So.	Chesapeake, Va.	Indian River
5	Cam Phillips	WR	40	Emmanuel Belmar	1	DE	6' 2"	240	r-Fr.	Suwanee, Ga.	Collins Hill
5	Ryan Willis	QB	42	Cole Blaker	-	TE	6' 3"	230	Fr.	Narrows, Va.	Narrows
6	AJ Bush	QB	91	Oscar Bradburn	-	P	6' 1"	202	Fr.	Sydney, Australia	Sydney Secondary College
6	Mook Reynolds	DB	53	Aiden Brown	-	OL	6' 2"	273	Fr.	Silver Spring, Md.	Bullis School
7	Devon Hunter	DB	43	Xavier Burke	-	DL	6' 3"	282	r-So.	Lawrenceville, Va.	Brunswick
8	Phil Patterson	WR	6	AJ Bush	-	QB	6' 4"	225	r-Jr.	Atlanta, Ga.	Norcross/Iowa Western CC
8	Ricky Walker	DT	52	Austin Cannon	-	OL	6' 2"	314	r-Fr.	Mechanicsville, Va.	Atlee/Fork Union
9	Drake Deluiliis	TE	86	C.J. Carroll	1	WR	5' 8"	173	r-Jr.	Olney, Md.	Our Lady of Good Counsel
9	Khalil Ladler	DB	65	Matt Christ	-	OL	6' 3"	273	r-So.	Sterling, Va.	Dominion
11	Jack Click	QB	61	Kyle Chung	-	OL	6' 3"	302	Sr.	Ponte Vedra Beach, Fla.	Ponte Vedra
11	Houshun Gaines	DE	89	James Clark	-	WR	5' 10"	185	r-Sr.	New Smyrna Beach, Fla.	Ohio State
12	Henri Murphy	WR	11	Jack Click	-	QB	6' 3"	215	r-So.	Glen Allen, Va.	Deep Run/Fork Union
13	Caleb Farley	WR	87	Tre Coghill III	-	WR	5' 11"	161	Fr.	Fredericksburg, Va.	Mountain View
13	Jalen Holston	RB	85	Chris Cunningham	1	TE	6' 2"	241	r-So.	Jacksonville, Fla.	Atlantic Coast
14	Tavante Beckett	LB	39	Sean Daniel	-	WR	5' 9"	180	r-So.	Chesapeake, Va.	Oscar Smith
15	Sean Savoy	WR	17	Divine Deablo	1	DB	6' 3"	210	So.	Winston-Salem, N.C.	Mount Tabor
16	Coleman Fox	RB	35	Zion Debose	-	DE	6' 1"	244	Fr.	Salisbury, N.C.	North Rowan
17	Divine Deablo	DB	9	Drake Deluiliis	-	TE	6' 5"	235	Fr.	Charlotte, N.C.	Providence
17	Josh Jackson	QB	81	Samuel Denmark	-	WR	6' 0"	187	r-Fr.	Huger, S.C.	Hanahan
18	Raymon Minor	DE	60	Silas Dzansi	-	OL	6' 5"	305	Fr.	Woodbridge, Va.	C.D. Hylton
18	Chase Mummau	QB	22	Terrell Edmunds	2	S	6' 2"	220	r-Jr.	Danville, Va.	Dan River
19	Hezekiah Grimsley	WR	49	Tremaine Edmunds	2	LB	6' 5"	250	Jr.	Danville, Va.	Dan River
20	Deon Newsome	S	31	Brandon Facyson	3	CB	6' 2"	197	Sr.	Newnan, Ga.	Northgate
21	Reggie Floyd	S	13	Caleb Farley	-	WR	6' 2"	192	Fr.	Hickory, N.C.	Maiden
22	Terrell Edmunds	S	21	Reggie Floyd	-	S	6' 0"	218	So.	Manassas, Va.	Stonewall Jackson
23	Rayshard Ashby	LB	16	Coleman Fox	-	RB	5' 11"	200	r-So.	Salem, Va.	Salem
24	Anthony Shegog	LB	47	Darius Fullwood	-	DT	6' 3"	282	r-So.	College Park, Md.	Our Lady of Good Counsel
26	Jovonn Quillen	DB	11	Houshun Gaines	1	DE	6' 3"	245	r-So.	Rocky Mount, N.C.	Nash Central
27	Justin Hairston	WR	64	Eric Gallo	3	C	6' 2"	300	Sr.	Richboro, Pa.	Council Rock South
27	Shawn Payne	CB	45	TyJuan Garbutt	-	DE	6' 1"	221	Fr.	Fredericksburg, Va.	Riverbend
28	Bryce Watts	DB	59	J'Bril Glaze	-	DL	6' 1"	270	Fr.	Tampa, Fla.	Jefferson
29	Dalton Keene	TE	41	Jaylen Griffin	-	LB	6' 1"	238	Fr.	Rome, Ga.	Rome
29	Ishmiel Seisay	DB	48	Daniel Griffith	-	LB	6' 0"	230	r-Fr.	Suffolk, Va.	Nansemond-Suffolk Academy
30	Jordan Jefferson	WR	19	Hezekiah Grimsley	-	WR	6' 0"	172	Fr.	Williamsburg, Va.	Lafayette
31	Brandon Facyson	CB	27	Justin Hairston	-	WR	6' 0"	176	Fr.	Manassas, Va.	Osborn Park
32	Steven Peoples	RB	90	Casey Harman	-	TE	6' 3"	242	r-So.	Swords Creek, Va.	Honaker
33	Deshawn McCleave	RB	89	Damon Hazelton	-	WR	6' 2"	215	r-Fr.	Baltimore, Md.	Ball State
34	Travon McMillian	RB	55	Jarrod Hewitt	-	DT	6' 1"	285	r-Fr.	Venice, Fla.	Venice
35	Zion Debose	DE	94	Trevon Hill	1	DE	6' 3"	245	r-So.	Virginia Beach, Va.	Salem
36	Adonis Alexander	CB	13	Jalen Holston	-	RB	5' 11"	219	Fr.	Stockbridge, Ga.	Stockbridge
37	Devante Smith	DB	2	Hendon Hooker	-	QB	6' 4"	216	Fr.	Greensboro, N.C.	Dudley
38	Rico Kearney	LB	76	Jarrett Hopple	-	OL	6' 7"	305	r-Fr.	Suffolk, Va.	Nansemond River
39	Sean Daniel	WR	75	Zachariah Hoyt	-	OL	6' 4"	298	r-Fr.	Salem, Va.	Salem
39	Tyrone Thornton	DB	56	Sean Huelskamp	3	LB	6' 1"	225	r-Sr.	Centreville, Va.	Chantilly
40	Emmanuel Belmar	DE	7	Devon Hunter	-	DB	6' 0"	216	Fr.	Chesapeake, Va.	Indian River
40	Trey Skeens	RB	17	Josh Jackson	-	QB	6' 1"	215	r-Fr.	Ann Arbor, Mich.	Saline
41	Jaylen Griffin	LB	71	T.J. Jackson	-	T	6' 6"	320	r-Fr.	Cumberland, Va.	Cumberland County
41	John Jennings	DB	30	Jordan Jefferson	-	WR	5' 8"	180	r-Fr.	Goochland, Va.	Goochland
42	Cole Blaker	TE	41	John Jennings	-	DB	5' 11"	172	Jr.	Clifton, Va.	Centreville
43	Xavier Burke	DL	93	Brian Johnson	-	K	6' 1"	180	r-Fr.	Washington, D.C.	Gonzaga
44	Dylan Rivers	LB	38	Rico Kearney	-	LB	6' 0"	230	Fr.	Jacksonville, Fla.	Mandarin
44	Terius Wheatley	RB	50	Patrick Kearns	-	OL	6' 5"	290	r-Fr.	Adairsville, Ga.	Darlington School
45	TyJuan Garbutt	DE	29	Dalton Keene	-	TE	6' 4"	240	Fr.	Littleton, Colo.	Chatfield
46	Joey Slye	K	68	Connor Kish	-	OL	6' 2"	295	r-So.	Oceanside, Calif.	El Camino
47	Darius Fullwood	DT	70	Kevin Kish	-	OL	6' 2"	292	r-So.	Oceanside, Calif.	El Camino
48	Daniel Griffith	LB	61	Joe Koshuta	-	DL	6' 1"	253	r-So.	Vienna, Va.	Madison
49	Tremaine Edmunds	LB	83	Eric Kumah	1	WR	6' 2"	220	So.	Woodbridge, Va.	Forest Park
50	Patrick Kearns	OL	9	Khalil Ladler	-	DB	5' 11"	180	r-Fr.	Stone Mountain, Ga.	IMG Academy
52	Austin Cannon	OL	33	Deshawn McCleave	-	RB	5' 9"	190	r-So.	Chesapeake, Va.	Oscar Smith
53	Aiden Brown	OL	34	Travon McMillian	2	RB	6' 0"	210	r-Jr.	Woodbridge, Va.	C.D. Hylton
53	Trent Young	LB	99	Vinny Mihota	2	DE	6' 5"	270	r-Jr.	Fredericksburg, Va.	Massaponax

		#	NAME	VL	POS	HT	WT	YR	HOMETOWN	HS/LAST SCHOOL	
54	Andrew Motuapuaka	LB	18	Raymon Minor	-	DE	6' 2"	245	r-Jr.	Ashland, Va.	Benedictine
54	Lecitus Smith	TE	77	Demetri Moore	-	OL	6' 6"	302	r-Jr.	Fairborn, Ohio	Huffman
55	Jarrold Hewitt	DT	54	Andrew Motuapuaka	3	LB	6' 0"	236	r-Sr.	Virginia Beach, Va.	Salem
56	Sean Huelskamp	LB	18	Chase Mummau	-	QB	6' 2"	192	r.-Fr.	Mechanicsville, Va.	Lee-Davis
57	Wyatt Teller	G	12	Henri Murphy	-	WR	5' 10"	190	Jr.	Pine Bluff, Ark.	Dollarway/East Central CC
58	Nathan Proctor	DE	20	Deon Newsome	2	S	5' 11"	200	r-Sr.	Hampton, Va.	Hampton
58	Zack Treser	LB	69	Yosuah Nijman	2	T	6' 7"	320	Jr.	Maplewood, N.J.	Columbia/Fork Union
59	J'Bril Glaze	DL	67	Parker Osterloh	2	T	6' 8"	325	r-Sr.	Williamsburg, Va.	Warhill
60	Silas Dzansi	OL	8	Phil Patterson	-	WR	6' 2"	193	r-Fr.	Virginia Beach, Va.	Bayside
61	Kyle Chung	OL	27	Shawn Payne	-	CB	6' 3"	189	r-Jr.	Chesterfield, Va.	L.C. Bird
61	Joe Koshuta	DL	32	Steven Peoples	1	RB	5' 9"	220	Jr.	Galax, Va.	Galax
62	D'Andre Plantin	OL	80	Colt Pettit	1	TE	6' 3"	265	r-So.	Deshler, Ohio	Patrick Henry
63	Daniel Bailey	OL	74	Braxton Pfaff	1	OL	6' 5"	308	r-Jr.	Lynchburg, Va.	Liberty Christian Academy
64	Eric Gallo	C	5	Cam Phillips	3	WR	6' 0"	202	Sr.	Laurel, Md.	DeMatha
65	Matt Christ	OL	88	Kalil Pimpleton	-	WR	5' 8"	170	Fr.	Muskegon, Mich.	Muskegon
67	Parker Osterloh	T	62	D'Andre Plantin	-	OL	6' 5"	301	r-So.	Norcross, Ga.	Norcross
68	Connor Kish	OL	98	Robert Porcher IV	-	DE	6' 1"	262	Fr.	Orlando, Fla.	Dr. Phillips
69	Yosuah Nijman	T	58	Nathan Proctor	-	DE	6' 2"	224	Fr.	Indian Head, Md.	Lackey
70	Kevin Kish	OL	26	Jovonn Quillen	1	DB	6' 0"	187	So.	Hampton, Va.	Hampton
71	T.J. Jackson	T	97	Austin Reeves	-	DB	6' 0"	207	Fr.	Huntersville, N.C.	Davidson Day School
74	Braxton Pfaff	OL	6	Mook Reynolds	2	DB	6' 0"	191	Jr.	Greensboro, N.C.	Northern Guilford
75	Zachariah Hoyt	OL	44	Dylan Rivers	-	LB	6' 1"	233	Fr.	Sherando, Va.	Sherando
76	Jarrett Hopple	OL	2	Tyree Rodgers	-	DB	6' 1"	185	r-Fr.	Camden, N.J.	Camden Catholic
77	Demetri Moore	OL	15	Sean Savoy	-	WR	5' 9"	188	Fr.	Washington, D.C.	Woodrow Wilson
79	Tyrell Smith	OL	29	Ishmiel Seisay	-	DB	5' 9"	195	r-So.	Springfield, Va.	St. Stephen's & St. Agnes
80	Colt Pettit	TE	4	Tim Settle	1	DT	6' 3"	335	r-So.	Manassas, Va.	Stonewall Jackson
81	Samuel Denmark	WR	24	Anthony Shegog	3	LB	6' 2"	230	r-Sr.	Stafford, Va.	North Stafford
83	Eric Kumah	WR	40	Trey Skeens	-	RB	5' 11"	215	r-So.	Wytheville, Va.	George Wythe
85	Chris Cunningham	TE	46	Joey Slye	3	K	5' 11"	213	Sr.	Stafford, Va.	North Stafford
86	C.J. Carroll	WR	37	Devante Smith	-	DB	6' 1"	202	Fr.	Manassas, Va.	Stonewall Jackson
87	Tre Coghill III	WR	54	Lecitus Smith	-	TE	6' 3"	276	Fr.	Fitzgerald, Ga.	Fitzgerald
87	Colton Taylor	LS	79	Tyrell Smith	1	OL	6' 3"	301	r-So.	N. Brunswick, N.J.	Don Bosco Prep/Cushing
88	Kalil Pimpleton	WR	92	Jordan Stout	-	K	6' 2"	182	Fr.	Honaker, Va.	Honaker
89	James Clark	WR	3	Greg Stroman	3	CB	6' 0"	181	Sr.	Bristow, Va.	Stonewall Jackson
89	Damon Hazelton	WR	87	Colton Taylor	1	LS	6' 1"	223	r-Sr.	Salem, Va.	Salem
90	Casey Harman	TE	96	Jimmie Taylor	-	DT	6' 2"	256	r-Fr.	Jacksonville, N.C.	Southwest-Onslow
91	Oscar Bradburn	P	57	Wyatt Teller	3	G	6' 5"	315	r-Sr.	Bealeton, Va.	Liberty
92	Jordan Stout	K	39	Tyrone Thornton	-	DB	5' 9"	197	r-So.	Boston, Mass.	Newton South
93	Brian Johnson	K	58	Zack Treser	-	LB	6' 5"	222	r-So.	Blacksburg, Va.	Blacksburg
94	Trevon Hill	DE	8	Ricky Walker	1	DT	6' 2"	300	r-Jr.	Hampton, Va.	Bethel
96	Jimmie Taylor	DT	28	Bryce Watts	-	DB	6' 0"	167	Fr.	Toms River, N.J.	Toms River North
97	Austin Reeves	DB	44	Terius Wheatley	-	RB	6' 0"	192	Fr.	Ann Arbor, Mich.	Pioneer
98	Robert Porcher IV	DE	5	Ryan Willis	-	QB	6' 4"	220	Jr.	Overland Park, Kan.	Bishop Miege/Kansas
99	Vinny Mihota	DE	53	Trent Young	1	LB	5' 10"	215	r-Jr.	Richmond, Va.	Douglas Freeman

## COACHING STAFF

### SIDELINE

Justin Fuente	Head Coach
Bud Foster	Assoc. Head Coach/Defensive Coordinator/Linebackers
Galen Scott	Assistant Head Coach/Safeties
Vance Vice	Offensive Line
James Shibest	Special Teams Coordinator/Tight Ends
Holmon Wiggins	Wide Receivers
Charley Wiles	Defensive Line

### PRESS BOX

Zohn Burden	Running Backs
Brad Cornelsen	Offensive Coordinator/Quarterbacks
Brian Mitchell	Cornerbacks

## PRONUNCIATION GUIDE

TAVANTE Beckett	tuh-VAHN-tay	Travon McMILLIAN	mick-MILL-en
ZOHN Burden (Coach)	ZONN	Vinny MIHOTA	muh-HOE-ta
Matt CHRIST	CRIST	RAYMON Minor	RAY-mahn
Brad CORNELSEN (Coach)	CORNELL-son	Andrew MOTUAPUAKA	mo-TOO-uh-poo-WAH-kuh
ZION DEBOSE	ZEYE-in de-BOHZ	Chase MUMMAU	MOO-ma
Drake DEIULIIS	DUEL-ee-is (like Julius)	YOSUAH NIJMAN	YOSH-u-ah NYJ-man
Silas DZANSI	JAN-zee	Parker OSTERLOH	OH-ster-low
Terrell Edmunds	tuh-RELL	Colt PETTIT	PET-it
Brandon FACYSON	FAY-sin (rhymes with Jason)	Braxton PFAFF	FAFF
HOUSHUN Gaines	HOW-shun	KALIL Pimpleton	kuh-LEEL
J'BRIL Glaze	juh-BRILL	JOVONN Quillen	joe-VAHN
HEZEKIAH Grimsley	hez-eh-KEYE-uh	Sean SAVOY	suh-VOY
JARROD Hewitt	Jared	Ish SEISAY	SEE-say
Sean HUELSKAMP	HULES-camp	Anthony SHEGOG	shih-GOG
DEVON Hunter	DEVIN	James SHIBEST (Coach)	SHE-best
Joe KOSHUTA	co-SHOOT-uh	LECITUS Smith	luh-SEE-tis
Eric KUMAH	COO-muh	Zach TRESER	TRESS-er
KHALIL Ladler	kuh-LEAL	TERIUS Wheatley	TARE-ee-is

# 17 FOOTBALL GAME NOTES

Unofficial Depth Chart (as of 9/5/17)

		<b>FS</b>		<b>ROVER</b>		<b>DEFENSE</b>	
		22 Te. Edmunds 6-2 • 220 • r-Jr.		21 Floyd 6-0 • 218 • So.			
		17 Deablo 6-3 • 210 • So.		7 Hunter 6-0 • 216 • Fr.			
<b>RCB</b>						<b>LCB</b>	
36 Alexander 6-3 • 197 • Jr.						3 Stroman 6-0 • 181 • Sr.	
31 Facyson 6-2 • 197 • r-Sr.		<b>WHIP</b>		<b>MLB</b>		28 Watts 6-0 • 167 • Fr.	
		6 Reynolds 6-0 • 191 • Jr.		54 Motuapuaka 6-0 • 233 • r-Sr.		<b>LOLB</b>	
		20 Newsome 5-11 • 200 • r-Sr.		14 Beckett 5-10 • 221 • So.		49 Tr. Edmunds 6-5 • 250 • Jr.	
						24 Shegog 6-2 • 230 • r-Sr.	
<b>RDE</b>		<b>NT</b>		<b>DT</b>		<b>LDE</b>	
94 Hill 6-3 • 245 • r-So		4 Settle 6-3 • 335 • r-So.		8 Walker 6-2 • 300 • r-Jr.		99 Mihota 6-5 • 270 • r-Jr.	
40 Belmar 6-2 • 240 • r-Fr.		96 Taylor 6-2 • 256 • r-Fr.		55 Hewitt 6-1 • 285 • r-Fr.		11 Gaines 6-3 • 245 • r-So.	

## OFFENSE

<b>WR</b>		<b>LT</b>		<b>LG</b>		<b>C</b>		<b>RG</b>		<b>RT</b>		<b>WR</b>	
5 Phillips 6-0 • 202 • Sr.		69 Nijman 6-7 • 320 • Jr.		57 Teller 6-5 • 315 • r-Sr.		64 Gallo 6-2 • 300 • Sr.		74 Pfaff 6-5 • 308 • r-Jr.		61 Chung 6-3 • 302 • r-Sr.		83 Kumah 6-2 • 220 • So.	
19 Grimsley 6-0 • 172 • Fr.		71 T. Jackson 6-6 • 320 • r-Fr.		77 Moore 6-6 • 302 • r-Jr.		75 Hoyt 6-4 • 298 • r-Fr.		62 Plantin 6-5 • 301 • r-So.		79 T. Smith 6-3 • 301 • r-So.		89 Clark 5-10 • 185 • r-Sr.	
<b>WR</b>		<b>RB</b>		<b>QB</b>		<b>TE</b>							
86 Carroll 5-8 • 173 • r-Jr.		32 Peoples 5-9 • 220 • Jr.		17 J. Jackson 6-1 • 215 • r-Fr.		29 Keene 6-4 • 240 • Fr.							
15 Savoy 5-9 • 188 • Fr.		-or-		6 Bush 6-4 • 225 • r-Jr.		-or-							
		34 McMillian 6-0 • 210 • r-Jr.				85 Cunningham 6-2 • 241 • r-So.							

## SPECIALISTS

<b>K</b>		<b>P</b>		<b>KR</b>		<b>PR</b>		<b>KO</b>		<b>H</b>		<b>PS</b>		<b>KS</b>	
46 Slye 5-11 • 213 • Sr.		91 Bradburn 6-1 • 202 • Fr.		89 Clark 5-10 • 185 • r-Sr.		3 Stroman 6-0 • 180 • Jr.		46 Slye 5-11 • 213 • Sr.		91 Bradburn 6-1 • 202 • Fr.		87 Taylor 6-1 • 223 • r-Sr.		87 Taylor 6-1 • 223 • r-Sr.	
93 Johnson 6-1 • 180 • So.		92 Stout 6-2 • 182 • Fr.		6 Reynolds 6-0 • 191 • Jr.		86 Carroll 5-8 • 167 • r-So.		93 Johnson 6-1 • 180 • So.		86 Carroll 5-8 • 173 • r-Jr.		96 Reeves 6-0 • 207 • Fr.		96 Reeves 6-0 • 207 • Fr.	

## VIRGINIA TECH STRATEGIC COMMUNICATIONS

Monday	Tuesday	Wednesday	Thursday	Friday	Saturday	Sunday
No availability	Media Interviews 1 P.M. Cassell Media Center ▪ Fuente and selected players	ACC Teleconference 11:50 A.M. ▪ Coach Fuente	No availability	No availability	<b>VT vs. Delaware</b> ▪ Postgame: Fuente, Foster, select players	No availability

• **MONDAY - MEDIA LUNCHEON:** Mondays, media members are invited to Cassell Coliseum to take part in a press conference with Coach Justin Fuente in the Cassell Media Center. A light lunch is served at 11:30 a.m. with interviews beginning at 12 p.m., with Coach Fuente starting at the podium. Coach Fuente will not be available pre-practice on Tuesday.

The press conference will be streamed and archived on the Virginia Tech Athletics Facebook page, Facebook.com/HokieSports. Highlights from the availability will be available on HokieSports.com.

Media may ONLY park in the softball/track lot without a visitor's pass. Tickets will be the responsibility of the offender.

• **TUESDAY - MEDIA INTERVIEWS:** Tuesdays, selected individuals will be available pre-practice. These interviews will take place in the Cassell Media Center at approximately 1 p.m.

The press conference will be streamed and archived on Periscope via the Virginia Tech football Twitter account, @VT\_Football. Highlights from the availability will be available on HokieSports.com.

Media may ONLY park in the softball/track lot without a visitor's pass. Tickets will be the responsibility of the offender

• **WEDNESDAY - ACC TELECONFERENCE:** The ACC football coaches will be featured on a weekly teleconference, beginning Wednesday, Aug. 30 and continuing each Wednesday until Nov. 15. The final teleconference will be on Tuesday, Nov. 21, due to the Thanksgiving holiday. Each coach will be available for 10 minutes, with Coach Justin Fuente scheduled to start at 11:50 a.m.

Members of the media can secure the number by contacting the ACC office at (336) 851-6062.

• **ACC VIDEO CLIP SERVICE:** ACC Advanced Media will utilize the ACC Video Clip Service (AVCS) to provide football highlights and press conference excerpts to broadcast media across the conference footprint. This service will provide video content to media outlets in a more timely fashion, in an easy to access and download format, at no cost. To register for the AVCS contact Scott McBurney, Assistant Commissioner/ACC Advanced Media, at smcburney@theacc.org or call 336.369.4646.

• **WWW.HOKIESPORTS.COM:** The official web site of Virginia Tech athletics is home to all the football knowledge you need. Schedules, results, rosters, bios, stats, general releases and game notes can be found here and are always up to date. The Gameday section (only available for home games) has live stats, radio and television coverage information and other pertinent information.

• **HOKIESPORTS.COM/MEDIA:** This media-only, password-protected web site is designed to make the media's job easier. Here you will find high-resolution, color head shots of every Tech football player and coach available to download, along with logos and other information.

• **HOKIESPORTS.COM/MEDIA/CREDENTIALS:** Tech's online site to request single-game press box or photo credentials. No email requests please!

• **WWW.THEACC.COM:** Updated standings, results, schedules, stats and notes are on the site each week during the season.

• **WWW.COLLEGEPRESSBOX.COM:** collegepressbox.com is the official media web site for ACC football. Access and download weekly game notes, quotes, stats, media guides and more for the conference and each of its 12 member schools. Login information will be distributed to accredited media or you can apply for a password by sending an e-mail to password@collegepressbox.com.

### JUST VIRGINIA TECH, PLEASE

- While the full name of the school is Virginia Polytechnic Institute and State University, the school is commonly referred to as "Virginia Tech."
- Founded in 1872, as Virginia Agricultural and Mechanical College, the university changed its name to Virginia Polytechnic Institute in 1896.
- Fans of the athletic department, as well as media covering the Hokies, shortened the name to VPI, but it eventually became Virginia Tech.
- The "State University" was added in 1970 to bring the official title to what it is today.
- Those covering Hokie athletics are asked to refer to the university as simply "Virginia Tech."
- **Virginia Tech University, VPI and SU, VPI&SU, VT or VA Tech are not recognized names and should not be used.**

## WHO TO CONTACT

### STRATEGIC COMMUNICATIONS OFFICE

21 Beamer Way  
Room 460, Jamerson Athletic Center  
Blacksburg, Va. 24061  
Office: (540) 231-6726 ▪ Fax: (540) 231-6984

### Virginia Tech Football Contacts

Requests for Coaches, Players  
Associate AD, Strategic Communications  
Pete Moris  
540.231.9965 | morisvt@vt.edu

Requests for Credentials  
Associate Dir., Strategic Communications  
Peter Long  
540.231.3387 | lpetervt@vt.edu

Requests for Photographs  
Director, Photography and Design  
Dave Knachel  
540.231.1838 | dknachel@vt.edu

Requests for Virginia Tech Radio  
Assistant Director of Broadcast Services  
Andrew Allegretta  
540.961.7604 ext. 5  
| andrew.allegretta@img.com

## WHAT IS A HOKIE?

- That's the most frequently asked question regarding Virginia Tech athletics. The answer leads back to 1896 when Virginia Agricultural and Mechanical College changed its name to Virginia Polytechnic Institute.
- With the change came the necessity for writing a new cheer and a contest for such a purpose was held by the student body. Senior O.M. Stull won first prize for his "Old Hokie" yell which still is used today.
- Later, when asked if "Hokie" had any special meaning, Stull explained the words he used had no hidden or symbolic meaning, but had been thought up in an effort to get attention.
- Hokie soon became a nickname for all Tech teams and for those people loyal to Tech athletics.
- Following is the "Old Hokie" yell in its original form:

**Hoki, Hoki, Hoki Hy!  
Tech! Tech! V.P.I.!  
Sola-Rex Sola-Rah  
Polytech-Vir-gin-i-a!!  
Rae, Ri, V.P.I.**

## POSITION NOTES

### QUARTERBACKS

#### #17 JOSH JACKSON

QB | 6-1 | 215 | R-Fr. | Ann Arbor, Mich. | Saline

- ACC Freshman of the Week (9/5).
- CBS Sports Freshman of the Week (9/5).
- Finished with 235 passing yards and 101 rushing yards with two total TDs vs. West Virginia (9/3).
- First QB to throw for 200+ yards and rush for 100+ yards since Logan Thomas vs. Duke (10/26/13).
- Rushing total vs. WVU was the most for a Tech QB in their first game since 1987 and the most in their first career start since 1997 (Al Clark vs. Rutgers, 119).
- Spent the 2016 season redshirting.
- The first true or redshirt freshman QB to start a game for the Hokies since Tyrod Taylor vs. Ohio (9/15/07).
- The first true or redshirt freshman QB to start a season opener for the Hokies since Michael Vick vs. James Madison on 9/4/99.
- Older brother, Jeremy, played WR at Michigan.
- Son of longtime college coach Fred Jackson, whose career included a stint at Michigan (1992-2014).

#### PASSING STATS

YEAR	GP/GS	EFFIC.	CMP	ATT	PCT.	YDS	TD	LNG	INT
2017	1/1	83.9	15	26	.577	235	1	39	0

#### RUSHING STATS

YEAR	ATT	YDS	YPC	LNG	TD
2017	11	106	9.2	46	1

#### CAREER HIGHS

Completions	15 vs. West Virginia 9/3/17
Attempts	26 vs. West Virginia 9/3/17
Passing TDs	1 vs. West Virginia 9/3/17
Passing Yards	235 vs. West Virginia 9/3/17
Rushing Attempts	11 vs. West Virginia 9/3/17
Rushing Yards	106 vs. West Virginia 9/3/17
Rushing TDs	1 vs. West Virginia 9/3/17

#### #17 AJ BUSH

QB | 6-4 | 225 | R-Jr. | Atlanta, Ga. | Norcross

- Played in 10 games at Iowa Western CC.
- Passed for 602 yards and three touchdowns.
- Ran the ball for 265 yards and five scores.
- Redshirted as a true freshman at Nebraska.
- Did not see action in two seasons.
- Completed 139-of-259 passes for 2,101 yards and 16 touchdowns as a senior at Norcross HS.
- Rushed for 764 yards and 13 touchdowns.
- Father, Alvin, played football at San Diego State.

#### PASSING STATS

YEAR	GP/GS	EFFIC.	CMP	ATT	PCT.	YDS	TD	LNG	INT
2017	0/0	0	0	0	.000	0	0	0	0

#### RUSHING STATS

YEAR	ATT	YDS	YPC	LNG	TD
2017	0	0	0	0	0

#### CAREER HIGHS

Completions	
Attempts	
Passing TDs	
Passing Yards	
Rushing Attempts	
Rushing Yards	
Rushing TDs	

#### #2 HENDON HOOKER

QB | 6-4 | 216 | Fr. | Greensboro, N.C. | Dudley

- Passed for 6,027 yards and 55 touchdowns and rushed for 2,975 yards with 48 touchdowns.
- Three-time all-conference selection.
- Two-time Associated Press All-State team.
- All-State Player of the Year by NC Preps.
- Two-time state champion.
- Named the 2016 championship game MVP after accounting for six TDs.
- Finished his career as Dudley's all-time leading passer.
- Scored more than 1,000 points in basketball and was a three-time All-Metro conference selection.

#### PASSING STATS

YEAR	GP/GS	EFFIC.	CMP	ATT	PCT.	YDS	TD	LNG	INT
2017	0/0	0	0	0	.000	0	0	0	0

#### RUSHING STATS

YEAR	ATT	YDS	YPC	LNG	TD
2017	0	0	0	0	0

#### CAREER HIGHS

Completions	
Attempts	
Passing TDs	
Passing Yards	
Rushing Attempts	
Rushing Yards	
Rushing TDs	

### RUNNING BACKS

#### #32 STEVEN PEOPLES

RB | 5-9 | 220 | Jr. | Galax, Va. | Galax

- Set career-highs with 13 carries and 39 rushing yards vs. West Virginia (9/3).
- Had a career-long rush of 11 yards vs. WVU.
- Caught a pass for 27 yards at Syracuse (10/15/16).
- Had a 13 yard TD catch vs. Miami (10/20/17).
- Recorded 11 rushes for 32 yards and a TD at Notre Dame (11/19/16).

#### CAREER STATS

YEAR	GP/GS	ATT	YDS	YPC	LNG	TD	REC	YDS	YPC	TD
2015	13/0	0	0	0	0	0	0	0	0	0
2016	14/6	16	60	3.8	7	1	2	40	20.0	1
2017	1/0	13	39	3.0	11	1	0	0	0	0
TOTALS	28/6	29	99	3.4	11	2	2	40	20.0	0

#### CAREER HIGHS

Rushes	13 vs. West Virginia 9/3/17
Rushing Yards	39 vs. West Virginia 9/3/17
Rushing TDs	1 at Notre Dame, 11/19/16
Receptions	1, 2x; last vs. Miami, 10/20/16
Receiving Yards	27 at Syracuse, 10/15/16
Long Rush	11 vs. West Virginia 9/3/17

#### #34 TRAVON McMILLIAN

RB | 6-0 | 210 | r-Jr. | Woodbridge, Va. | C.D. Hylton

- Rushed for 34 yards on nine carries vs. West Virginia (9/3).
- 2015 Third Team All-ACC (ACSM)
- 2015 Honorable Mention All-ACC (Coaches)
- Recorded 14 carries for 127 yards and a touchdown vs. Tennessee (9/10/16).
- Caught an 11-yard TD pass vs. Boston College (9/17/16).
- Ran the ball 17 times for 76 yards at North Carolina (10/8/16).
- Had 18 carries for 131 yards vs. Miami (10/20/16).
- Had 15 carries for 72 yards and a rushing TD at Duke (11/5/16).
- Registered two scores on seven carries for 37 yards vs. Clemson (12/3/16).

#### CAREER STATS

YEAR	GP/GS	ATT	YDS	YPC	LNG	TD	REC	YDS	YPC	TD
2015	13/7	200	1043	5.2	63	7	12	64	5.3	1
2016	14/7	145	671	4.6	69	7	11	114	10.4	3
2017	1/1	9	34	3.8	13	1	1	3	3.0	0
TOTALS	28/15	354	1748	4.5	69	15	24	181	6.2	4

#### CAREER HIGHS

Rushes	33 at Boston College, 10/31/15
Rushing Yards	142 vs. Duke, 10/24/15
Rushing TDs	1, 14x
Receptions	3, at Miami, 10/17/15
Receiving Yards	33 at Duke, 11/5/16
Long Rush	69 vs. Tennessee, 9/10/16

#### #33 DESHAWN MCCLEAVE

RB | 5-9 | 220 | R-So. | Chesapeake, Va. | Oscar Smith

- Set career-highs with eight carries and 51 rushing yards to go along with a 12-yard TD run vs. West Virginia (9/3).
- Played in one game in 2016 after suffering a season-ending shoulder injury.
- Recorded eight rushes for 27 yards vs. Liberty (9/3/16).

• Redshirted as a true freshman.

#### CAREER STATS

YEAR	GP/GS	ATT	YDS	YPC	LNG	TD	REC	YDS	YPC	TD
2016	1/0	8	27	3.4	7	0	0	0	0	0
2017	1/0	8	51	6.4	14	1	0	0	0	0
TOTALS	2/0	16	78	4.9	14	1	0	0	0	0

#### CAREER HIGHS

Rushes	8 2x; last vs. West Virginia 9/3/17
Rushing Yards	27 vs. Liberty, 9/3/16
Rushing TDs	1 vs. West Virginia 9/3/17
Receptions	
Receiving Yards	
Long Rush	14 vs. West Virginia 9/3/17

### WIDE RECEIVERS

#### #5 CAM PHILLIPS

WR | 6-0 | 202 | Sr. | Laurel, Md. | DeMatha

- ACC Receiver of the Week (9/5).
- Caught seven passes for 138 yards and had a 32-yard TD catch vs. West Virginia (9/3).
- Has three career 100-yard receiving performances.
- 2017 Preseason All-ACC Football Team
- 2017 Biliitnekoft Award Watch List
- 2016 Belk Bowl MVP
- 2016 ACC All-Bowl Team (ESPN)
- 2016 Second Team All-ACC (Pro Football Focus)
- Recorded 140 rushing yards on 30 attempts in 2016.
- Made three tackles, blocked a kick and returned five punts with a long of 15 yards on special teams.
- Had one reception for 55 yards, a touchdown catch and a blocked punt vs. ECU (9/24/16).
- Caught six passes for 109 yards at Pitt (10/27/16).
- Scored a touchdown and had six receptions for 56 yards at Notre Dame (11/19/16).
- Caught 12 passes for 92 yards and caught a 26 yard TD pass against Clemson (12/3/16).
- Racked up 115 receiving yards on six catches to go along with a 15 yard rush against Arkansas (12/29/16).

#### CAREER STATS

YEAR	GP/GS	REC	YDS	YPC	LNG	TD
2014	13/9	40	498	12.5	36	3
2015	13/10	49	582	11.9	60	2
2016	14/13	76	983	12.9	55	5
2017	1/1	7	138	19.7	32	1
TOTALS	41/33	172	2201	14.3	60	11

#### CAREER HIGHS

Receptions	12 vs. Clemson, 12/13/16
Receiving Yards	138 vs. West Virginia 9/3/17
Receiving TDs	1, 10x
Long Catch	60 at East Carolina, 9/26/16

#### VIRGINIA TECH RECORD BOOK

##### Single Season Receptions

Player	Season	Rec.
1. Isaiah Ford	2016	79
2. Cam Phillips	2016	76
3. Isaiah Ford	2015	75
4. Jarrett Boykin	2011	61
5. Danny Coale	2011	60

##### Single Season Receiving Yards

Player	Season	Yds.
1. Isaiah Ford	2015	1,164
2. Isaiah Ford	2016	1,094
3. Cam Phillips	2016	983
4. Andre Davis	1999	962
5. Marcus Davis	2012	953

##### Career Receiving Yards

Player	Years	Yards
1. Isaiah Ford	2014-	2,967
2. Jarrett Boykin	2008-11	2,884
3. Danny Coale	2008-11	2,658
4. Ricky Scales	1972-74	2,272
5. Cam Phillips	2014-	2,201
6. Antonio Freeman	1991-94	2,200

##### Career Receptions

Player	Years	Rec.
1. Isaiah Ford	2014-	210
2. Jarrett Boykin	2008-11	184
3. Cam Phillips	2014-	172
4. Danny Coale	2008-11	165
5. Bucky Hodges	2014-	133



### #86 C.J. CARROLL

WR | 5-8 | 173 | R-Jr. | Olney, Md. | Our Lady of Good Counsel  
 •Caught two passes for 13 yards vs. West Virginia (9/5)  
 •Appeared in 13 games, making one start as a redshirt sophomore in 2016.  
 •Was awarded a scholarship at the conclusion of the 2016 season.  
 •Recorded nine rushes for 46 yards and 18 receptions for 258 yards.  
 •Returned 11 punts for 98 yards on the season.  
 •Returned three punts for 34 yards and had five catches for 65 yards vs. Georgia Tech (11/12/16).  
 •Caught three passes for 80 yards at Notre Dame (11/19/16).

#### CAREER STATS

YEAR	GP/GS	REC	YDS	YPC	LNG	TD
2015	2/0	0	0	0	0	0
2016	13/1	18	258	14.3	62	0
2017	1/1	2	13	6.5	10	0
<b>TOTALS</b>	<b>15/1</b>	<b>18</b>	<b>258</b>	<b>14.3</b>	<b>62</b>	<b>0</b>

#### CAREER HIGHS

<b>Receptions</b>	5 vs. Georgia Tech, 11/12/16
<b>Receiving Yards</b>	80 at Notre Dame, 11/19/16
<b>Receiving TDs</b>	
<b>Long Catch</b>	62 at Notre Dame, 11/19/16

### #12 HENRI MURPHY

WR | 5-10 | 190 | Jr. | Pine Bluff, Ark. | Dollarway  
 •Played in 13 games as a sophomore.  
 •Carried the ball one time for three yards.  
 •Caught three passes for 29 yards.  
 •Returned 12 kicks for 321 yards with a long return of 47.  
 •Transferred to Virginia Tech from East Central Community College in Decatur, Mississippi.  
 •Caught 14 passes for 257 yards and two TDs in 2015.  
 •Two-time state champion and Gatorade male track and field athlete of the year in Arkansas at Dollarway HS.

#### RECEIVING

YEAR	GP/GS	REC	YDS	YPC	LNG	TD
2016	13/0	3	29	9.7	12	0
2017	0/0	0	0	0	0	0
<b>TOTALS</b>	<b>13/1</b>	<b>3</b>	<b>29</b>	<b>9.7</b>	<b>12</b>	<b>0</b>

#### KICK RETURNS

YEAR	RET	YDS	YPR	TD	LNG
2016	12	321	26.8	0	47
2017	0	0	0	0	0
<b>TOTALS</b>	<b>12</b>	<b>321</b>	<b>26.8</b>	<b>0</b>	<b>47</b>

#### CAREER HIGHS

<b>Receptions</b>	1, 3x; last vs. Georgia Tech, 11/12/16
<b>Receiving Yards</b>	12 vs. Liberty, 9/3/16
<b>Receiving TDs</b>	
<b>Kick Returns</b>	5 vs. Clemson, 12/13/16
<b>Kick Return Yards</b>	108 vs. Clemson, 12/13/16
<b>Long Return</b>	47 vs. Arkansas, 12/29/16

### #8 PHIL PATTERSON

WR | 6-2 | 193 | R-Fr. | Virginia Beach, Va. | Bayside  
 •Redshirted in 2016.  
 •Ranked as a three-star recruit by Rivals, 247Sports and ESPN.  
 •Listed as No. 39 wide receiver in the country by ESPN.  
 •Rated the No. 17 best recruit in the state of Virginia by 247Sports and No. 20 by Rivals.

#### CAREER STATS

YEAR	GP/GS	REC	YDS	YPC	LNG	TD
2017	0/0	0	0	0	0	0

#### CAREER HIGHS

<b>Receptions</b>	
<b>Receiving Yards</b>	
<b>Receiving TDs</b>	

### #19 HEZEKIAH GRIMSLEY

WR | 6-0 | 172 | Fr. | Williamsburg, Va. | Lafayette  
 •Earned all-state honors on offense, defense and special teams as a senior.  
 •2016 Virginia Gazette Football Player of the Year.

•2016 USA Today all-state second-team.  
 •Totalled 949 receiving yards and 12 touchdowns.  
 •Returned six kickoffs for touchdowns.

#### CAREER STATS

YEAR	GP/GS	REC	YDS	YPC	LNG	TD
2017	0/0	0	0	0	0	0

#### CAREER HIGHS

<b>Receptions</b>	
<b>Receiving Yards</b>	
<b>Receiving TDs</b>	

### #88 KALIL PIMPLETON

WR | 5-8 | 170 | Fr. | Muskegon, Mich. | Muskegon  
 •2016 Muskegon Chronicle's Football Player of the Year.  
 •One of five finalists for the MLive.com Michigan High School Football Player of the Year award.  
 •Produced more than 2,800 total yards and 43 touchdowns for the Big Reds in his career.

#### CAREER STATS

YEAR	GP/GS	REC	YDS	YPC	LNG	TD
2017	0/0	0	0	0	0	0

#### CAREER HIGHS

<b>Receptions</b>	
<b>Receiving Yards</b>	
<b>Receiving TDs</b>	

### #15 SEAN SAVOY

WR | 5-9 | 188 | Fr. | Washington, D.C. | Woodrow Wilson  
 •Had four catches for 42 yards vs. West Virginia (9/5).  
 •Registered 949 receiving yards, 320 rushing yards and 22 total touchdowns as a senior.  
 •2016 D.C. Touchdown Club Player of the Year.  
 •Offensive MVP of the 2016 DCIAA championship game. Two-time All-Met.

#### CAREER STATS

YEAR	GP/GS	REC	YDS	YPC	LNG	TD
2017	1/0	4	42	10.5	22	0

#### CAREER HIGHS

<b>Receptions</b>	4 vs. West Virginia 9/3/17
<b>Receiving Yards</b>	42 vs. West Virginia 9/3/17
<b>Receiving TDs</b>	

### #83 ERIC KUMAH

WR | 6-2 | 220 | So. | Woodbridge, Va. | Forest Park  
 •Appeared in 13 games as a true freshman.  
 •Rated as a four-star recruit by ESPN Football Recruiting and ranked the No. 67 wide receiver in the country and the No. 8 player in the state as a high school senior.

#### RECEIVING

YEAR	GP/GS	REC	YDS	YPC	LNG	TD
2016	13/0	0	0	0	0	0
2017	1/1	0	0	0	0	0
<b>TOTALS</b>	<b>14/1</b>	<b>0</b>	<b>0</b>	<b>0</b>	<b>0</b>	<b>0</b>

#### CAREER HIGHS

<b>Receptions</b>	
<b>Receiving Yards</b>	
<b>Receiving TDs</b>	

### #89 JAMES CLARK

WR | 5-10 | 185 | r-Sr. | New Smyrna Beach, Fla. | New Smyrna Beach  
 •Returned three kicks for 93 yards including a 44-yard return vs. West Virginia (9/3).  
 •Graduate transfer from Ohio State.  
 •Played in three games as a redshirt freshman for the CFP National Champions.  
 •Played in all 13 games as a redshirt junior.  
 •Registered six catches for 47 yards.  
 •Also ran on the track team where he was a part of the second-fastest 4x100-meter relay team in school history.

#### RECEIVING

YEAR	GP/GS	REC	YDS	YPC	LNG	TD
2014	3/0	0	0	0	0	0
2015	12/0	0	0	0	0	0
2016	13/0	6	47	7.8	12	0

2017	1/0	0	0	0	0	0
<b>TOTALS</b>	<b>29/0</b>	<b>6</b>	<b>47</b>	<b>7.8</b>	<b>12</b>	<b>0</b>

#### CAREER HIGHS

<b>Receptions</b>	
<b>Receiving Yards</b>	
<b>Receiving TDs</b>	

### TIGHT ENDS

### #29 DALTON KEENE

TE | 6-4 | 240 | Fr. | Littleton, Colo. | Chatfield  
 •Enrolled in January, went through spring drills and played in the spring game.  
 •Rated as a four-star prospect by 24/7Sports and rated as the fifth-best player in the state of Colorado.  
 •Father, Wesley, was college roommate with VT defensive line coach and Keene's co-primary recruiter, Charley Wiles.

#### CAREER STATS

YEAR	GP/GS	REC	YDS	YPC	LNG	TD
2017	1/0	0	0	0	0	0

#### CAREER HIGHS

<b>Receptions</b>	
<b>Receiving Yards</b>	
<b>Receiving TDs</b>	

### #85 CHRIS CUNNINGHAM

TE | 6-2 | 241 | R-So. | Jacksonville, Fla. | Atlantic Coast  
 •Caught a 39-yard pass, Tech's longest of the game, vs. West Virginia (9/3).  
 •Played in 12 games, making two starts in 2016.  
 •Registered 48 receiving yards and six catches, four for touchdowns, last season.

#### CAREER STATS

YEAR	GP/GS	REC	YDS	YPC	LNG	TD
2016	12/2	6	48	8.0	13	4
2017	1/1	1	39	39.0	39	0
<b>TOTALS</b>	<b>13/3</b>	<b>7</b>	<b>87</b>	<b>23.5</b>	<b>13</b>	<b>4</b>

#### CAREER HIGHS

<b>Receptions</b>	1, 6x
<b>Receiving Yards</b>	39 vs. West Virginia 9/3/17
<b>Receiving TDs</b>	1, 4x
<b>Long Catch</b>	39 vs. West Virginia 9/3/17

### OFFENSIVE LINE

### #64 ERIC GALLO

C | 6-2 | 300 | Sr. | Richboro, Pa. | Council Rock South  
 •Started at center vs. West Virginia (9/3), his 12th consecutive start.  
 •Played in 13 games, making 12 starts in 2016.  
 •2017 Skelton Award winner, the Tech athletic department's highest academic honor.  
 •A finance major that has completed two internships with the Wadsworth group at Morgan Stanley.

#### CAREER STATS

YEAR	GP/GS
2014	3/0
2015	13/13
2016	13/12
2017	1/1
<b>TOTALS</b>	<b>30/26</b>

### #57 WYATT TELLER

LG | 6-5 | 315 | R-Sr. | Bealeton, Va. | Liberty  
 •Started at left guard vs. West Virginia (9/3).  
 •2017 Preseason All-ACC Football Team  
 •2016 Honorable Mention All-ACC (Coaches, ACSMA)  
 •2016 First Team All-ACC (Pro Football Focus)  
 •Ranks second on the offense behind WR Cam Phillips with 30 career starts.

#### CAREER STATS

YEAR	GP/GS
2014	13/6
2015	13/12
2016	14/12

# 17 FOOTBALL GAME NOTES

2017 1/1  
TOTALS 41/31

## #69 YOSUAH NIJMAN

LT | 6-7 | 320 | Jr. | Maplewood, N.J. | Columbia

- Made his 15th straight start at left tackle vs. West Virginia (9/3)
- Appeared in all 14 games at left tackle last season, making 14 starts.
- Studied abroad over the summer in Rwanda as part of the class UAP 3984: Sport, Policy and Society.

### CAREER STATS

YEAR	GP/GS
2015	12/0
2016	14/14
2017	1/1
TOTALS	27/15

## #74 BRAXTON PFAFF

OL | 6-5 | 308 | R-Jr. | Lynchburg, Va. | Liberty Christian Academy

- Registered his first career start vs. West Virginia (9/3).
- Played in a career-high nine games last season.

### CAREER STATS

YEAR	GP/GS
2014	1/0
2015	2/0
2016	9/0
2017	1/1
TOTALS	13/1

## #61 KYLE CHUNG

OL | 6-3 | 302 | Sr. | Ponte Vedra Beach, Fla. | Ponte Vedra

- Started at right tackle vs. West Virginia (9/3).
- Played in six games in 2016, making two starts.
- Started against Tennessee and Boston College.
- Has battled injuries his whole career.
- Father, Eugene, was an All-American offensive lineman at Virginia Tech and a first round NFL draft pick who now coaches in the NFL.

### CAREER STATS

YEAR	GP/GS
2014	1/0
2015	4/1
2016	6/2
2017	1/1
TOTALS	12/4

## #71 T.J. JACKSON

LT | 6-6 | 320 | R-Fr. | Cumberland, Va. | Cumberland County

- Redshirted as a true freshman
- A consensus three-star prospect by Rivals, ESPN and 24/7.

### CAREER STATS

YEAR	GP/GS
2017	0/0

## #52 AUSTIN CANNON

LG | 6-2 | 314 | R-Fr. | Mechanicsville, Va. | Atlee

- Prepped at Fork Union Military Academy.
- First-team All-Metro and all-conference as a senior.
- Won three state titles in track and field in the discus and indoor and outdoor shotput.

### CAREER STATS

YEAR	GP/GS
2017	0/0

## #75 ZACHARIAH HOYT

C | 6-4 | 298 | R-Fr. | Salem, Va. | Salem

- Redshirted last season.
- Enrolled in the spring on 2016 and participated in spring practice.
- Ranked as the No. 22 center nationally by 247Sports.

### CAREER STATS

YEAR	GP/GS
2017	0/0

## #79 TYRELL SMITH

OL | 6-3 | 301 | R-So. | North Brunswick, N.J. | Don Bosco Prep

- Appeared in all 14 games as a redshirt freshman.
- Was second string right tackle for most of the season.

### CAREER STATS

YEAR	GP/GS
2016	14/0
2017	1/0
TOTALS	15/0

## #67 PARKER OSTERLOH

OL | 6-8 | 325 | R-Sr. | Williamsburg, Va. | Warhill

- Played in nine games as a redshirt junior.
- Tallest player on the team at 6-8, second-heaviest at 325 pounds.

### CAREER STATS

YEAR	GP/GS
2014	5/0
2015	12/0
2016	9/0
2017	0/0
TOTALS	26/0

## DEFENSIVE LINE

### #99 VINNY MIHOTA

DE | 6-5 | 270 | R-Jr. | Fredericksburg, Va. | Massaponax

- The lone returning starter on the defensive line for the Hokies.
- Sat out the spring after undergoing shoulder surgery at the conclusion of the 2016 season.
- Tallied six tackles and blocked a kick at Syracuse (10/15/16).
- Had 2.0 sacks, 2.5 TFL and five tackles against vs. Miami (10/20/16).
- Collected four tackles and 0.5 TFL at Pitt (10/27/16).
- Recorded 10 tackles vs. Georgia Tech (11/12/16).
- Tallied two tackles and broke up two passes in the ACC Championship game vs. Clemson (12/3/16).

### CAREER STATS

YEAR	GP/GS	UA	A	TTL	TFL-YDS	SCK-YDS	PD	QBH
2015	12/1	4	8	12	2.5-9	1.0-5	0	0
2016	13/13	20	23	43	7.0-23	2.0-16	3	3
2017	1/1	1	0	1	0.0-0	0.0-0	0	0
TOTALS	26/15	24	31	55	9.5-32	3.0-21	3	3

### CAREER HIGHS

<b>Tackles</b>	10 vs. Georgia Tech, 11/12/16
<b>Sacks</b>	2.0 vs. Miami, 10/20/16
<b>Tackles for Loss</b>	2.5 vs. Miami, 10/20/16
<b>Forced Fumble</b>	1 vs. North Carolina, 11/21/16

### #8 RICKY WALKER

DT | 6-2 | 300 | R-Jr. | Hampton, Va. | Bethel

- Had two tackles, 0.5 TFL and a QB hurry vs. West Virginia (9/3).
- Collected three tackles, 2.5 TFL and broke up a pass vs. East Carolina (9/24/16).
- Had three tackles and 0.5 sacks in his first career start vs. Miami (10/20/16).
- Posted two tackles and 0.5 TFL vs. Clemson (12/3/16).
- Registered starts vs. Miami, Pitt, Georgia Tech and Notre Dame.
- Older brother, Rijo, was a four-year letterwinner at UVA and now serves as Team Operations Coordinator on the College Football Playoff committee.

### CAREER STATS

YEAR	GP/GS	UA	A	TTL	TFL-YDS	SCK-YDS	PD	QBH
2014	11/0	1	8	9	1.0-5	0.0-0	0	0
2016	14/4	10	18	28	6.5-25	1.5-14	4	4
2017	1/1	1	1	2	0.5-2	0.0-0	0	1
TOTALS	26/5	12	27	39	8.0-32	1.5-14	4	5

### CAREER HIGHS

<b>Tackles</b>	4, 2x; last at Syracuse, 10/25/16
<b>Sacks</b>	1.0 at Duke, 11/5/16
<b>Tackles for Loss</b>	2.5 vs. East Carolina, 9/24/16
<b>Forced Fumble</b>	

## #4 TIM SETTLE

DT | 6-3 | 335 | R-So. | Manassas, Va. | Stonewall Jackson

- Posted two tackles, a QB hurry and his first career sack vs. West Virginia (9/3).
- 2017 Piesman Trophy Watch List
- Collected 17 tackles and seven TFL as a backup defensive tackle.
- Had three tackles and 1.5 TFL vs. Tennessee (9/10/16).
- Posted two tackles, 0.5 TFL and blocked a field goal attempt vs. East Carolina (9/24/16).
- Matched his career-high with 1.5 TFL vs. Clemson (12/3/16).

### CAREER STATS

YEAR	GP/GS	UA	A	TTL	TFL-YDS	SCK-YDS	PD	QBH
2016	14/0	7	10	17	7.0-16	0.0-0	0	2
2017	1/1	1	1	1	1.0-4	1.0-4	0	1
TOTALS	15/1	8	11	18	8.0-20	1.0-4	0	3

### CAREER HIGHS

<b>Tackles</b>	3 vs. Tennessee, 9/10/16
<b>Sacks</b>	1 vs. West Virginia 9/3/17
<b>Tackles for Loss</b>	1.5, 2x; last vs. vs. Tennessee, 9/10/16
<b>Forced Fumble</b>	

## #94 TREVON HILL

DE | 6-3 | 245 | R-So. | Virginia Beach, Va. | Salem

- Tallied four tackles, two QB hurries and had his first career interception vs. West Virginia (9/30).
- The first Hokie defensive lineman to intercept a pass since Corey Marshall at Pitt (10/16/14).
- Second string defensive end as a redshirt sophomore.
- Had 1.5 sacks in his first career start vs. Miami (10/20/16).
- Made six tackles vs. Duke (11/5/16).
- Started at DE and registered four tackles in the Belk Bowl vs. Arkansas (12/29/16).

### CAREER STATS

YEAR	GP/GS	UA	A	TTL	TFL-YDS	SCK-YDS	PD	QBH
2016	14/2	17	20	37	6.0-20	2.5-11	0	4
2017	1/1	2	2	4	0.0-0	0.0-0	0	2
TOTALS	15/3	19	22	41	6.0-20	2.5-11	0	6

### CAREER HIGHS

<b>Tackles</b>	6 at Duke, 11/5/16
<b>Sacks</b>	1.5 vs. Miami, 10/20/16
<b>Tackles for Loss</b>	2.0 vs. East Carolina, 9/24/16
<b>Forced Fumble</b>	

## #11 HOUSHUN GAINES

DE | 6-3 | 245 | R-So. | Rocky Mount, N.C. | Nash Central

- Had two tackles vs. West Virginia (9/3).
- Played in 12 games as a redshirt freshman.
- Registered tackles against East Carolina, North Carolina, Miami, Virginia and Clemson in the ACC Championship game.

### CAREER STATS

YEAR	GP/GS	UA	A	TTL	TFL-YDS	SCK-YDS	PD	QBH
2016	12/0	0	5	5	0.5-1	0.5-1	0	0
2017	1/0	1	1	2	0.0-0	0.0-0	0	0
TOTALS	13/0	1	6	7	0.5-1	0.5-1	0	0

### CAREER HIGHS

<b>Tackles</b>	2 vs. West Virginia 9/3/17
<b>Sacks</b>	0.5 vs. East Carolina, 9/24/16
<b>Tackles for Loss</b>	0.5 vs. East Carolina, 9/24/16
<b>Forced Fumble</b>	

## #47 DARIUS FULLWOOD

DT | 6-3 | 282 | R-So. | College Park, Md. | Our Lady of Good Counsel

- Played in three games as a redshirt freshman.

### CAREER STATS

YEAR	GP/GS	UA	A	TTL	TFL-YDS	SCK-YDS	PD	QBH
2016	3/0	0	0	0	0.0-0	0.0-0	0	0
2017	1/0	0	0	0	0.0-0	0.0-0	0	0
TOTALS	4/0	0	0	0	0.0-0	0.0-0	0	0

### CAREER HIGHS

<b>Tackles</b>	
----------------	--

**Sacks**  
**Tackles for Loss**  
**Forced Fumble**

### #96 JIMMIE TAYLOR

DT | 6-3 | 256 | R-Fr. | Jacksonville, N.C. | Southwest-Onslow  
 \*Played in two games.  
 \*Made a tackle in his collegiate debut vs. Liberty (9/3/16).  
 \*Made one tackle vs. Tennessee (9/10/16).

**CAREER STATS**

YEAR	GP/GS	UA	A	TTL	TFL-YDS	SCK-YDS	PD	QBH
2016	2/0	0	2	2	0.5-1	0.0-0	0	0
2017	1/0	0	0	0	0.0-0	0.0-0	0	0
TOTALS	4/0	0	2	2	0.5-1	0.0-0	0	0

**CAREER HIGHS**

**Tackles** 1, 2x; last vs. Tennessee (9/10/16)  
**Sacks** 0.5 vs. Tennessee (9/10/16)  
**Tackles for Loss**  
**Forced Fumble**

### #55 JARROD HEWITT

DT | 6-1 | 285 | R-Fr. | Venice, Fla. | Venice  
 \*Redshirted in 2016.  
 \*Rated a three-star recruit by 247Sports, ESPN and Scout

**CAREER STATS**

YEAR	GP/GS	UA	A	TTL	TFL-YDS	SCK-YDS	PD	QBH
2017	1/0	0	0	0	0.0-0	0.0-0	0	0

**CAREER HIGHS**

**Tackles**  
**Sacks**  
**Tackles for Loss**  
**Forced Fumble**

### #40 EMMANUEL BELMAR

DE | 6-2 | 240 | R-Fr. | Suwanee, Ga. | Collins Hill  
 \*Had a QB hurry vs. West Virginia (9/3).  
 \*Redshirted as a true freshman.  
 \*Rated a 3-star recruit by ESPN, 247Sports, and Rivals.

**CAREER STATS**

YEAR	GP/GS	UA	A	TTL	TFL-YDS	SCK-YDS	PD	QBH
2017	1/0	0	0	0	0.0-0	0.0-0	0	1

**CAREER HIGHS**

**Tackles**  
**Sacks**  
**Tackles for Loss**  
**Forced Fumble**

## LINEBACKERS

### #54 ANDREW MOTUAPUAKA

LB | 6-0 | 236 | R-Sr. | Virginia Beach, Va. | Salem  
 \*ACC Linebacker of the Week (9/5)  
 \*Led the team with 12 tackles and posted a sack vs. West Virginia (9/30)  
 \*2016 Second Team All-ACC (Coaches)  
 \*2016 Third Team All-ACC (ACSMA)  
 \*Had 15 tackles vs. Tennessee (9/10/16).  
 \*Collected 12 tackles and one INT at UNC (10/8/16).  
 \*Tallied two tackles and two PBUs vs. Miami (10/20/16).  
 \*Made four tackles and forced a fumble at Pitt (10/27/16).  
 \*Had 14 tackles and a sack vs. Georgia Tech (11/12/16).  
 \*Racked up six tackles, an INT and a fumble recovery vs. Virginia (11/26/16).  
 \*Had four tackles and an INT vs. Clemson (12/3/16).

**CAREER STATS**

YEAR	GP/GS	UA	A	TTL	TFL-YDS	SCK-YDS	PD	QBH
2014	12/4	27	27	54	4.0-11	2.0-8	0	1
2015	11/11	41	32	73	11.5-49	4.0-39	4	4
2016	14/14	52	62	114	5.5-22	2.0-11	7	5
2017	1/1	9	3	12	1.0-2	1.0-2	0	2
TOTALS	38/30	129	124	253	22.0-84	9.0-60	11	12

**CAREER HIGHS**

**Tackles** 15 vs. Tennessee, 9/10/16

**Tackles for Loss** 2.5, 2x; last at Georgia Tech, 11/12/15  
**Sacks** 2.0 at Wake Forest, 11/22/14  
**Interceptions** 1, 4x  
**Pass Breakups** 2, 2x; last vs. Miami, 10/20/16  
**Forced Fumble** 2 vs. Pitt, 10/3/15  
**Fumble Recovery** 1, 5x

**3+ Defense and Special Teams TDs (since 1987)**

Name	TDs
1. DeAngelo Hall	7 (5 PR/1 FR/1 INT)
2. Macho Harris	5 (4 INT/1 KOR)
3. Andrew Motuapuaka	4 (1 INT/3 FR)
André Davis	4 (4 PR)
5. Greg Stroman	3 (1 FR/2 PR)

Tied with five others

### #49 TREMAINE EDMUNDS

LB | 6-5 | 250 | Danville, Va. | Dan River  
 \*Collected seven tackles vs. West Virginia (9/3).  
 \*2017 Preseason All-ACC Football Team  
 \*2017 Second Team Preseason All-American (SI)  
 \*2017 Bednarik Award Watch List  
 \*2017 Nagurski Trophy Watch List  
 \*2017 Butkus Award Watch List  
 \*2016 Second Team All-ACC (Coaches, AP, ACSMA)  
 \*Made seven tackles and 2.5 TFL vs. BC (9/17/16).  
 \*Had nine tackles, 2.0 TFL and 1.5 sacks vs. ECU (9/24/16).  
 \*Made seven tackles, 1.5 TFL, one sack and a PBU at UNC (10/8/16).  
 \*Recorded 16 tackles at Syracuse (10/15/16).  
 \*Had 10 tackles, 2.0 TFL and one sack vs. Miami (10/20/16).  
 \*Had seven tackles and a pass breakup at Notre Dame (11/19/16).  
 \*Made five tackles and 1.5 TFL vs. Virginia (11/26/16).  
 \*Recorded seven tackles, 1.5 TFL and the first INT of his career vs. Arkansas (12/29/16).  
 \*Has two older brothers; Terrell is a redshirt junior safety for the Hokies while Trey played for Tech from 2013-15 and is currently with the New Orleans Saints.

**CAREER STATS**

YEAR	GP/GS	UA	A	TTL	TFL-YDS	SCK-YDS	PD	QBH
2015	13/2	6	5	11	2.5-7	0.0-0	0	0
2016	14/14	56	50	106	18.5-68	4.5-27	4	9
2017	1/1	5	2	7	0.0-0	0.0-0	0	0
TOTALS	28/17	67	57	124	21.0-75	4.5-27	4	9

**CAREER HIGHS**

**Tackles** 16 at Syracuse, 10/15/16  
**Tackles for Loss** 2.5 vs. Boston College, 9/17/16  
**Sacks** 1.5 vs. East Carolina, 9/24/16  
**Interceptions** 1 vs. Arkansas, 12/29/16  
**Pass Breakups** 1, 3x; last vs. Arkansas, 12/29/16  
**Forced Fumble** 1 vs. Georgia Tech, 11/12/16  
**Fumble Recovery** 1 vs. Liberty, 9/3/16

### #24 ANTHONY SHEGOG

LB | 6-2 | 230 | Stafford, Va. | North Stafford  
 \*Had two tackles wearing Frank Beamer's No. 25 vs. West Virginia (9/3).  
 \*2016 All-Bowl Team (AP)  
 \*Recorded four tackles 1.5 TFL and 0.5 sacks vs. ECU (9/24/16).  
 \*Recovered a fumble, had a PBU and made three tackles vs. Georgia Tech (11/12/16).  
 \*Recorded six tackles, an interception and a forced fumble in the Belk Bowl vs. Arkansas (12/29/16).

**CAREER STATS**

YEAR	GP/GS	UA	A	TTL	TFL-YDS	SCK-YDS	PD	QBH
2014	6/0	1	2	3	0.0-0	0.0-0	0	0
2015	13/5	16	13	29	0.5-1	0.0-0	2	1
2016	14/2	9	13	22	3.0-14	1.5-9	3	4
2017	1/0	1	1	2	0.0-0	0.0-0	0	0
TOTALS	34/7	27	29	56	3.5-15	1.5-9	6	2

**CAREER HIGHS**

**Tackles** 8 vs. North Carolina, 11/21/15  
**Tackles for Loss** 1.5 vs. East Carolina, 9/24/16  
**Sacks** 1.0 vs. Arkansas, 12/29/16  
**Interceptions** 1 vs. Arkansas, 12/29/16  
**Pass Breakups** 1, 5x  
**Forced Fumble** 1 vs. Arkansas, 12/29/16  
**Fumble Recovery** 1, 3x

### #14 TAVANTE BECKETT

LB | 5-10 | 221 | Chesapeake, Va. | Indian River  
 \*Played in 14 games on special teams and at LB.  
 \*Had three tackles vs. Boston College (9/17/16).  
 \*Posted two tackles and 0.5 TFL vs. Virginia (11/26/16).

**CAREER STATS**

YEAR	GP/GS	UA	A	TTL	TFL-YDS	SCK-YDS	PD	QBH
2016	14/0	2	4	6	0.5-1	0.0-0	0	0
2017	1/0	0	0	0	0.0-0	0.0-0	0	0
TOTALS	14/0	2	4	6	0.5-1	0.0-0	0	0

**CAREER HIGHS**

**Tackles** 3 vs. Boston College, 9/17/16  
**Tackles for Loss** 0.5 vs. Virginia, 11/26/16  
**Sacks**  
**Interceptions**  
**Passes Defended**

## DEFENSIVE BACKS

### #3 GREG STROMAN

CB | 6-0 | 181 | Bristow, Va. | Stonewall Jackson  
 \*Had two tackles and a pass breakup vs. West Virginia (9/3).  
 \*2017 Hornung Award Watch List  
 \*2017 Jim Thorpe Award Watch List  
 \*2016 Second Team All-ACC (Coaches)  
 \*2016 Third Team All-ACC (ACSMA)  
 \*Returned a punt for a touchdown vs. ECU (9/24/16).  
 \*Had one tackle, one INT and two punt returns for 45 yards at North Carolina (10/8/16).  
 \*Blocked a field goal attempt at Duke (11/5/16).  
 \*Broke up two passes vs. Clemson (12/3/16).  
 \*Led the ACC last season with 25 punt returns and ranked fourth with 221 punt return yards.

**CAREER STATS**

YEAR	GP/GS	UA	A	TTL	TFL-YDS	SCK-YDS	INT	BU	PD
2014	13/1	2	1	3	0.0-0	0.0-0	0	1	1
2015	13/6	16	8	24	0.5-1	0.0-0	2	5	7
2016	11/9	7	6	13	0.0-0	0.0-0	3	10	13
2017	1/1	1	1	2	0.0-0	0.0-0	0	0	0
TOTALS	37/16	26	16	42	0.5-1	0.0-0	5	16	21

**KICK RETURNS**

YEAR	RET	YDS	YPR	TD	LNG
2014	1	18	18.0	0	18
2015	0	0	0.0	0	0
2016	22	460	20.9	0	37
2017	0	0	0.0	0	0
TOTALS	23	478	20.8	0	37

**PUNT RETURNS**

YEAR	RET	YDS	YPR	TD	LNG
2014	36	249	6.9	0	38
2015	31	241	7.8	1	67
2016	25	221	8.8	1	87
2017	1	5	5.0	0	5
TOTALS	93	716	7.1	2	87

**CAREER HIGHS**

**Tackles** 5, 2x; last vs. UNC, 11/21/15  
**Tackles for Loss** 0.5 vs. Ohio State, 9/7/15  
**Sacks**  
**Interceptions** 2 vs. Liberty, 9/3/16  
**Pass Breakups** 3 at North Carolina, 10/8/16  
**Punt Returns** 7 vs. Boston College, 9/17/16  
**Punt Return Yards** 132 vs. Tulsa, 12/26/15  
**Long Punt Return** 87 vs. East Carolina, 9/24/16

### #36 ADONIS ALEXANDER

CB | 6-3 | 197 | Charlotte, N.C. | Independence  
 \*Matched his career-high with nine tackles, posted a TFL and broke up a career-best three passes vs. West Virginia (9/3).  
 \*Had seven tackles with a TFL and a PBU vs. Clemson (12/3/16).  
 \*Racked up four tackles, a QBH and an INT vs. Virginia (11/26/16).  
 \*Tied his career-high with nine tackles and tallied a PBU at Notre Dame (11/19/16).  
 \*Returned a blocked FG for a 75-yard TD to go along

# 17 FOOTBALL GAME NOTES

with three tackles and a PB at Duke (11/5/16).  
 •Tallied three total tackles, a pass defended and recovered a blocked FG vs. East Carolina (9/24/16).  
 •Had four tackles, two passes defended and his first interception of the season vs. Boston College (9/17/16).

## CAREER STATS

YEAR	GP/GS	UA	A	TTL	TFL-YDS	SCK-YDS	INT	BU	PD
2015	12/8	37	18	55	0.5-1	0.0-0	4	6	10
2016	13/5	31	13	44	2.0-5	0.0-0	2	7	9
2017	1/1	9	0	9	1.0-1	0.0-0	0	3	3
TOTALS	25/13	68	31	99	2.5-6	0.0-0	6	16	22

## CAREER HIGHS

<b>Tackles</b>	9, 3x; last at vs. West Virginia 9/3/17
<b>Tackles for Loss</b>	1.0 2x; last at vs. West Virginia 9/3/17
<b>Sacks</b>	
<b>Interceptions</b>	1, 6x
<b>Pass Breakups</b>	3 vs. West Virginia 9/3/17
<b>Forced Fumble</b>	
<b>Fumble Recovery</b>	

## #31 BRANDON FACYSON

CB | 6-2 | 197 | Newnan, Ga. | Northgate  
 •Tallied a tackle and a pass breakup vs. West Virginia (9/3).  
 •2013 Third Team All-ACC  
 •Had four tackles and three pass breakups vs. Boston College (9/17/16).  
 •Had three tackles and forced a fumble at UNC (10/8/16).  
 •Had three tackles and two pass breakups at Syracuse (10/15/16).  
 •Forced a fumble and had two tackles vs. Miami (10/20/16).  
 •Recorded three pass breakups and two tackles vs. Virginia (11/26/16).  
 •Tallied a career-high 10 tackles vs. Arkansas (12/29/16).

## CAREER STATS

YEAR	GP/GS	UA	A	TTL	TFL-YDS	SCK-YDS	INT	BU	PD
2013	12/9	20	7	27	2.0-8	0.0-0	5	8	13
2014	3/3	5	1	6	0.0-0	0.0-0	0	5	5
2015	13/10	20	11	31	1.0-1	0.0-0	0	10	10
2016	14/14	32	16	48	4.0-15	0.0-0	0	11	11
2017	1/0	0	1	1	0.0-0	0.0-0	0	1	1
TOTALS	43/36	77	36	113	7.0-24	0.0-0	5	35	40

## CAREER HIGHS

<b>Tackles</b>	10 vs. Arkansas, 12/29/16
<b>Tackles for Loss</b>	1.0, 6x
<b>Sacks</b>	
<b>Interceptions</b>	2 at East Carolina, 9/14/13
<b>Pass Breakups</b>	4 vs. NC State, 10/9/15
<b>Forced Fumble</b>	1, 3x
<b>Fumble Recovery</b>	1 at Georgia Tech, 9/26/13

## #22 TERRELL EDMUNDS

S | 6-2 | 220 | R-Jr. | Danville, Va. | Dan River  
 •Recorded seven tackles and two PBUs vs. West Virginia (9/3).  
 •2016 Honorable Mention All-ACC (Coaches, ACSMA)  
 •2016 All-ACC Team (ESPN.com)  
 •Moved from rover to free safety in the spring.  
 •Tied for third in the ACC in 2016 with four interceptions.  
 •Tallied seven tackles and a pass breakup vs. Tennessee (9/10/16).  
 •Racked up eight tackles and 0.5 TFL vs. East Carolina (9/24/16).  
 •Picked off his third pass of the season and posted seven tackles vs. Miami (10/20/16).  
 •Season-best 14 tackles came at Duke (11/5/16).  
 •Had five tackles and an interception in the Belk Bowl vs. Arkansas (12/29/16).  
 •Older brother, Trey, played for Tech from 2013-15 and is currently with the New Orleans Saints and younger brother, Tremaine, is a junior linebacker for the Hokies.

## CAREER STATS

YEAR	GP/GS	UA	A	TTL	TFL-YDS	SCK-YDS	INT	BU	PD
2015	13/8	16	18	34	1.5-2	0.0-0	0	7	7
2016	14/13	45	44	89	2.5-4	0.0-0	4	3	7
2017	1/1	6	1	7	0.0-0	0.0-0	0	2	2
TOTALS	28/22	67	63	130	4.0-6	0.0-0	4	12	16

## CAREER HIGHS

<b>Tackles</b>	14 at Duke, 11/5/16
<b>Tackles for Loss</b>	1.0, 3x
<b>Sacks</b>	
<b>Interceptions</b>	1, 4x
<b>Pass Breakups</b>	3 at Boston College, 10/31/15
<b>Forced Fumble</b>	
<b>Fumble Recovery</b>	1, 2x; last at North Carolina, 10/8/16

## #6 MOOK REYNOLDS

DB | 6-0 | 191 | Jr. | Greensboro, N.C. | Northern Guilford  
 •Registered six tackles and 0.5 TFL vs. West Virginia (9/3).  
 •2016 ACC All-Bowl Team (ESPN)  
 •2016 Honorable Mention All-Bowl Team (AP)  
 •Had three tackles and an interception vs. Tennessee (9/10/16).  
 •Made a season-high nine tackles at Syracuse (10/15/16).  
 •Recorded an interception and six tackles at Pitt (10/27/16).  
 •Forced a fumble and made four tackles vs. Virginia (11/26/16).  
 •Posted five tackles and two sacks in the Belk Bowl vs. Arkansas (12/29/16).

## CAREER STATS

YEAR	GP/GS	UA	A	TTL	TFL-YDS	SCK-YDS	INT	BU	PD
2015	13/2	20	10	30	4.0-17	0.0-0	0	1	1
2016	14/13	36	28	64	9.5-44	2.0-19	2	6	8
2017	1/1	5	1	6	0.5-2	0.0-0	0	0	0
TOTALS	28/16	56	38	94	14.0-63	2.0-19	2	7	9

## CAREER HIGHS

<b>Tackles</b>	9, 2x; last at Syracuse, 10/15/16
<b>Tackles for Loss</b>	3.0 vs. Arkansas, 12/29/16
<b>Sacks</b>	2.0 vs. Arkansas, 12/29/16
<b>Interceptions</b>	1, 2x; last at Pitt, 10/27/16
<b>Pass Breakups</b>	2, 2x; last at Duke, 11/5/16
<b>Forced Fumble</b>	1 vs. Virginia, 11/26/16
<b>Fumble Recovery</b>	1, 2x; last at ECU, 9/26/15

## #21 REGGIE FLOYD

ROV | 6-0 | 218 | So. | Manassas, Va. | Stonewall Jackson  
 •Had five tackles and a PBU in his first career start vs. West Virginia (9/3).  
 •Played in 12 games as a true freshman.  
 •Was in on a half sack vs. East Carolina (9/24/16).

## CAREER STATS

YEAR	GP/GS	UA	A	TTL	TFL-YDS	SCK-YDS	INT	BU	PD
2016	12/0	0	1	1	0.5-7	0.5-7	0	0	0
2017	1/1	4	1	5	0.0-0	0.0-0	0	1	1
TOTALS	12/0	0	1	1	0.5-7	0.5-7	0	1	1

## CAREER HIGHS

<b>Tackles</b>	1 vs. East Carolina, 9/24/16
<b>Tackles for Loss</b>	0.5 vs. East Carolina, 9/24/16
<b>Sacks</b>	0.5 vs. East Carolina, 9/24/16
<b>Interceptions</b>	
<b>Pass Breakups</b>	1 vs. West Virginia 9/3/17

## #20 DEON NEWSOME

DB | 5-11 | 200 | R-Sr. | Hampton, Va. | Hampton  
 •Has played on special teams the last two seasons and will play a key role as a DB in 2017.  
 •Had 19 carries for 93 yards and seven catches for 19 yards as a redshirt freshman.

## CAREER STATS

YEAR	GP/GS	UA	A	TTL	TFL-YDS	SCK-YDS	INT	BU	PD
2014	12/0	2	2	4	0.0-0	0.0-0	0	0	0
2015	6/0	1	0	1	0.0-0	0.0-0	0	0	0
2016	12/0	1	3	4	0.0-0	0.0-0	0	0	0
2017	1/0	0	0	0	0.0-0	0.0-0	0	0	0
TOTALS	31/0	4	5	9	0.0-0	0.0-0	0	0	0

## CAREER HIGHS

<b>Tackles</b>	2 at Pitt, 10/16/14
<b>Tackles for Loss</b>	
<b>Sacks</b>	
<b>Interceptions</b>	
<b>Pass Breakups</b>	
<b>Forced Fumble</b>	
<b>Fumble Recovery</b>	1 at North Carolina, 10/4/14

## #7 DEVON HUNTER

ROV | 6-0 | 216 | Fr. | Chesapeake, Va. | Indian River  
 •A five-star recruit as rated by Scout and a four-star by ESPN and 247Sports.  
 •Rated as the No. 1 safety in the state by Scout and the No. 3 player in the state by ESPN and 247Sports.  
 •First-team All-Atlantic Conference and second-team All-5A South Region pick at defensive back.  
 •Selected to play in the U.S. Army All-American Bowl.

## CAREER STATS

YEAR	GP/GS	UA	A	TTL	TFL-YDS	SCK-YDS	INT	BU	PD
2017	1/0	0	0	0	0.0-0	0.0-0	0	0	0

## CAREER HIGHS

<b>Tackles</b>	
<b>Tackles for Loss</b>	
<b>Sacks</b>	
<b>Interceptions</b>	
<b>Pass Breakups</b>	

## #17 DIVINE DEABLO

S | 6-3 | 210 | So. | Winston-Salem, N.C. | Mount Tabor  
 •Racked up six tackles, 1.0 TFL and a PBU in his first career game on defense vs. West Virginia (9/3).  
 •Registered four tackles and forced a fumble on special teams as a true freshman.  
 •Caught one pass for eight yards vs. East Carolina (9/24/16).

## CAREER STATS

YEAR	GP/GS	UA	A	TTL	TFL-YDS	SCK-YDS	INT	BU	PD
2016	14/0	2	2	4	0.0-0	0.0-0	0	0	0
2017	1/0	6	0	6	1.0-1	0.0-0	0	1	1
TOTALS	14/0	8	2	10	1.0-1	0.0-0	0	1	1

## CAREER HIGHS

<b>Tackles</b>	6 vs. West Virginia 9/3/17
<b>Tackles for Loss</b>	1.0 vs. West Virginia 9/3/17
<b>Sacks</b>	
<b>Interceptions</b>	
<b>Pass Breakups</b>	1 vs. West Virginia 9/3/17
<b>Forced Fumble</b>	1 at Pitt, 10/27/16
<b>Fumble Recovery</b>	

## #9 KHALIL LADER

ROV | 5-11 | 180 | R-Fr. | Stone Mountain, Ga. | IMG Academy  
 •Redshirted as a true freshman.  
 •Rated as a four-star recruit by ESPN Football Recruiting and ranked the No. 26 cornerback in the country and the No. 61 player in the state as a high school senior.

## CAREER STATS

YEAR	GP/GS	UA	A	TTL	TFL-YDS	SCK-YDS	INT	BU	PD
2017	1/0	0	0	0	0.0-0	0.0-0	0	0	0

## CAREER HIGHS

<b>Tackles</b>	
<b>Tackles for Loss</b>	
<b>Sacks</b>	
<b>Interceptions</b>	
<b>Pass Breakups</b>	

## #26 JOVONN QUILLEN

CB | 6-0 | 187 | So. | Hampton, Va. | Hampton  
 •Appeared in 11 games as a true freshman.  
 •Made three tackles and recovered a fumble at Pitt.

## CAREER STATS

YEAR	GP/GS	UA	A	TTL	TFL-YDS	SCK-YDS	INT	BU	PD
2016	11/0	1	2	3	0.0-0	0.0-0	0	0	0
2017	0/0	0	0	0	0.0-0	0.0-0	0	0	0
TOTALS	11/0	1	2	3	0.0-0	0.0-0	0	0	0

## CAREER HIGHS

<b>Tackles</b>	
<b>Tackles for Loss</b>	
<b>Sacks</b>	
<b>Interceptions</b>	
<b>Passes Defended</b>	

## #28 BRYCE WATTS

CB | 6-0 | 167 | So. | Toms River, N.J. | Toms River North

•Was listed as the top cornerback in the state of New Jersey and the fifth-best cornerback in the east region by Scout.com.

•2016 All-Group 5 first-team by NJ.com.

•Second-team all-state by NJ12 Varsity.

•Defensively, he finished with 75 total tackles, 53 solo, with 5.0 tackles for loss.

•Added two interceptions and 19 PDs along with seven fumble recoveries to his totals .

### CAREER STATS

YEAR	GP/GS	UA	A	TTL	TFL-YDS	SCK-YDS	INT	BU	PD
2016	11/0	1	2	3	0.0-0	0.0-0	0	0	0
2017	0/0	0	0	0	0.0-0	0.0-0	0	0	0
<b>TOTALS</b>	<b>11/0</b>	<b>1</b>	<b>2</b>	<b>3</b>	<b>0.0-0</b>	<b>0.0-0</b>	<b>0</b>	<b>0</b>	<b>0</b>

### CAREER HIGHS

<b>Tackles</b>	
<b>Tackles for Loss</b>	
<b>Sacks</b>	
<b>Interceptions</b>	
<b>Passes Defended</b>	

## SPECIALISTS

### #46 JOEY SLYE

K | 5-11 | 213 | Stafford, Va. | North Stafford

•2017 Lou Groza Award Watch List

•2017 Wuerffel Trophy Watch List

•2017 All-State Good Works Team

•2016 First Team All-ACC (Coaches)

•2016 Third Team All-ACC (ACSMA)

•2016 Lou Groza Award Semifinalist

•2015 Lou Groza Award Semifinalist

•Ranked fourth in the ACC in 2016 with 118 points.

•Finished third with 20 field goals made.

•Racked up 73 touchbacks, opponents returned only 21 kicks.

•Went 2 for 2 on field goals and 4-of-4 on PATs at Notre Dame (11/19/16).

•Went 6-of-6 on field goals and 3-of-3 on PATs at Pitt (10/27/16).

### FIELD GOALS

YEAR	GP	M-A	PCT.	20-29	30-39	40-49	50+	LNG	BLKD
2014	13	20-28	71.4	10-10	6-8	4-6	0-4	49	2
2015	13	23-30	76.7	2-2	8-9	13-16	0-3	48	0
2016	13	20-27	74.1	12-12	7-8	1-6	0-1	47	1
2017	1	1-3	33.3	1-1	0-2	0-0	0-0	25	0
<b>TOTALS</b>	<b>40</b>	<b>64-86</b>	<b>74.1</b>	<b>25-25</b>	<b>21-27</b>	<b>18-28</b>	<b>0-8</b>	<b>49</b>	<b>3</b>

### EXTRA POINTS

YEAR	M-A	POINTS
2014	33-34	93
2015	41-42	110
2016	58-59	118
2017	4-4	7
<b>TOTALS</b>	<b>136-139</b>	<b>328</b>

### CAREER HIGHS

<b>FG Made</b>	6 at Pitt, 10/27/16
<b>FG Attempted</b>	6 at Pitt, 10/27/16
<b>Longest FG</b>	49 vs. Cincinnati, 12/27/14
<b>Longest Attempt</b>	67 vs. Duke, 10/24/15
<b>PATs Made</b>	7, 4x; last vs. Virginia, 11/26/16

### VIRGINIA TECH RECORD BOOK

#### Career Field Goals

Name	Years	FGs
1. Shayne Graham	1996-99	68
2. Joey Slye	2014-	64
3. Brandon Pace	2003-06	58

#### Career Points

Name	Years	Points
1. Shayne Graham, K	1996-99	371
2. Lee Suggs, RB	1999-02	336
3. Joey Slye, K	2014-	328

### #91 OSCAR BRADBURN

P | 6-1 | 202 | Sydney, Australia | Sydney Secondary

•Placed three punts inside the 20-yard line and averaged 46.5 yards per punt playing in his first American rules football game vs. West Virginia (9/3).

•Attended the Blackwattle Bay campus at Sydney Secondary College.

•Played Australian Rules Football for Sydney Swans Academy.

•Trained at Pro Kick Australia, a training facility in Melbourne that produced two of the three finalists for the 2016 Ray Guy Award.

### CAREER STATS

YEAR	GP	NO.	YDS	AVG	LNG	TB	FC	I20	50+
2017	1	8	372	46.5	54	1	0	3	1

### CAREER HIGHS

<b>Punts</b>	8 vs. West Virginia 9/3/17
<b>Punting Yards</b>	372 vs. West Virginia 9/3/17
<b>Punting Average</b>	46.5 vs. West Virginia 9/3/17

# THE LAST TIME

## TEAM

Scored 90+ points	99, vs. Emory & Henry (11/22/19)
Scored 80-89 points	86, vs. Roanoke College (9/30/1905)
Scored 70-79 points	77, vs. Akron (10/14/95)
Scored 60-69 points	66, vs. Appalachian State (9/03/11)
Scored 50-59 points	52, vs. Virginia (11/26/16)
Scored 40-49 points	49, vs. Boston College (9/17/16)
Back-to-back 40+ games	vs. BC (49), vs. ECU (54), 2016
Three straight 40+ games	at NCSU (41), vs. CMU (45), vs. WF (52), 2010
Four straight 40+ games	NCSU (41), CMU (45), WF (52), Duke (44), 2010
Rushed for 500+ yards	500, at Pittsburgh (9/11/93)
Rushed for 400-499 yards	444, vs. Marshall (9/12/09)
Rushed for 300-399 yards	308, vs. Western Michigan (9/27/14)
Rushed for 200-299 yards	<b>234, vs. West Virginia (9/03/17)</b>
Passed for 500+ yards	504, at Syracuse (11/09/02)
Passed for 400-499 yards	406, at Pittsburgh (10/27/16)
Passed for 300-399 yards	316 vs. Georgia Tech (11/12/16)
Passed for 200-299 yards	<b>235, vs. West Virginia (9/03/17)</b>
Rushed/Passed for 200+ yards	vs. Virginia (11/26/16)
	289 rush, 297 pass
Had 600+ yards in total offense	605, vs. Wake Forest (10/16/10)
Had 500-599 yards in total offense	579, vs. Virginia (11/26/16)
Scored on first offensive play	vs. Appalachian State, 2011
	David Wilson, 20-yard run
Won on final offensive play	vs. Virginia (11/24/12)
	Cody Journell 29 yd FG
Lost on final offensive play	North Carolina (11/21/15)
	Quinshad Davis 5-yd pass from Marquise Williams (OT)
Won in overtime	29-21, vs. Marshall (11/21/13)
Lost in overtime	30-27 (OT), vs. North Carolina (11/21/15)
Recorded a safety	vs. East Carolina (9/24/16)
Recorded two defensive TDs	at Boston College (10/18/08)
Zero punts in a game	vs. James Madison (9/11/10)
Zero sacks allowed in a game	vs. East Carolina (9/24/16)
Recorded a shutout	vs. Boston College (9/17/16)
Held opp. to 0 yards or less rushing	-15, vs. Florida State (11/08/12)
Blocked two kicks in a game	vs. East Carolina (9/24/16)
Scored special teams TD	vs. East Carolina (9/24/16)
Scored defensive & special teams TD	at Purdue (9/19/15)
Played an overtime game	vs. Duke [4 OT] (10/14/15)

## INDIVIDUAL

Rushed for 200+ yards	253, Darren Evans, vs. Maryland (11/06/08)
Rushed for 150-199 yards	157, J.C. Coleman, vs. Cincinnati (12/27/14)
Two players rushed for 100 yards	NC State (10/02/10)
	(Darren Evans, 160 yds. & Tyrod Taylor, 121 yds.)
Three players rushed for 100 yards	at South Carolina (10/12/74)
	Phil Rogers (120), Roscoe Coles (111) & George Heath (104)
Had 40+ carries	42, Cyrus Lawrence, vs. Memphis St. (10/03/81)
Had 30-39 carries	33, Travon McMillian, at Boston College (10/31/15)
Had 20-29 carries	22, Jerod Evans, vs. Arkansas (12/29/16)
Had two players with 20+ carries	Logan Thomas (23) & Trey Edmunds (22) vs. Marshall (9/21/13)
Rushed for 6 TDs	Tommy Francisco, vs. VMI (11/24/66)
Rushed for 5 TDs	Lee Suggs, at UCF (11/11/00)
Rushed for 4 TDs	Trey Edmunds, at Miami (11/09/13)
Rushed for 3 TDs	David Wilson, vs. Appalachian State (9/03/11)
Rushed for 2 TDs	Jerod Evans vs. Arkansas (12/29/16)
Passed for 500+ yards	504, Bryan Randall, at Syracuse (11/09/02)
Passed for 300-499 yards	316, Jerod Evans, vs. Georgia Tech (11/12/16)
Passed for 200-299 yards	<b>235, Josh Jackson vs. West Virginia (9/03/17)</b>
Two QBs each pass for 100+ yards	vs. Appalachian State (9/03/11)
	(Logan Thomas, 149 yds. & Mark Leal, 113 yds.)

Passed for 5 TDs	Jerod Evans, vs. Boston College (9/17/16)
Passed for 4 TDs	Jerod Evans, vs. Liberty (9/03/16)
Passed for 3 TDs	Jerod Evans, vs. East Carolina (9/24/16)
Passed for 2 TDs	Jerod Evans, vs. Arkansas (12/29/16)
Two QBs with 2 TD passes apiece	Logan Thomas and Mark Leal vs. Appalachian State (9/03/11)
Had 50+ pass attempts	56, Michael Brewer, vs. East Carolina (9/13/14)
Had 40-49 pass attempts	45, Jerod Evans, vs. Georgia Tech (11/12/16)
Had 30-39 pass attempts	33, Jerod Evans, vs. Arkansas (12/29/16)
Had 20-29 pass attempts	<b>27, Josh Jackson vs. West Virginia (9/03/17)</b>
Had 30+ pass completions	32, Jerod Evans, vs. Georgia Tech (11/12/16)
Had 20-29 pass completions	21, Jerod Evans, vs. Arkansas (12/29/16)
QB rush/pass for 100 yards	Logan Thoms vs. Duke (10/26/13)
	(101 rush, 214 pass)
Had 10+ receptions	12, Cam Phillips, vs. Clemson (12/03/16)
Had 250+ yards receiving	279, Ernest Wilford, at Syracuse (11/09/02)
Had 200-249 yards receiving	227, Isaiah Ford, vs. Tulsa (12/26/15)
Had 100+ yards receiving	<b>138, Cam Phillips vs. West Virginia (9/03/17)</b>
Three players with 100+ receiving	at Pittsburgh (10/27/16)
	Isaiah Ford (143), Bucky Hodges (145), Cam Phillips (109)
Had 4 TD receptions	Ernest Wilford at Syracuse (11/09/02)
Had 3 TD receptions	Bucky Hodges, vs. Duke (4 OT) (10/24/15)
Had 2 TD receptions	Bucky Hodges vs. Miami (10/20/16)
Intercepted 3 passes	Kendall Fuller, vs. Duke (10/26/13)
Intercepted 2 passes	Greg Stroman, vs. Liberty (9/03/16)
Returned a KO for TD	Demetri Knowles, at North Carolina (10/06/12)
Returned punt for TD	Greg Stroman, vs. East Carolina (9/24/16)
Returned an INT for TD	Andrew Motuapuaka, vs. Furman (9/12/15)
Returned a fumble for TD	Andrew Motuapuaka vs. Virginia (11/26/16)
Returned blocked punt for TD	Adonis Alexander, at Purdue (9/19/15)
Returned blocked FG for TD	Adonis Alexander vs. Duke (11/05/16)
Returned blocked PAT for 2 pts	Stephan Virgil, vs. East Carolina (8/30/08)
Blocked an extra point	Dadi Nicolas, vs. Miami (10/23/14)
Blocked a FG	Greg Stroman, at Duke (11/05/16)
Blocked a punt	Cam Phillips, vs. East Carolina (9/24/16)
Scored a def. and special teams TD in a game	DeAngelo Hall vs. Arkansas St. (8/25/02) (49-yd. INT & 69-yd. PR)
Returned two punts for TDs	DeAngelo Hall vs. Syracuse (10/11/03) (58 & 60 yds.)
Successful 2-point conversion	vs. Duke (4 OT) (10/24/15)
	Travon McMillian, rush
Made 6 FGs	Joey Slye, at Pittsburgh (10/27/16)
Made 5 FGs	Chris Kinzer, vs. Vanderbilt (11/15/86)
Made 4 FGs	Joey Slye, at Boston College (10/31/15)
Made 3 FGs	Joey Slye, vs. Miami (10/20/16)
Kicked a 60+ FG	61, Wayne Latimer, vs. Florida State (10/11/1975)
Kicked a 50-59 FG	56, Cody Journell, at Boston College (11/02/13)
Kicked a 40-49 FG	47, Joey Slye, vs. Miami (10/20/16)
Kicked two 40+ yards FGs in one game	Joey Slye, at Virginia (11/28/15)
Kicked a 70+ punt	75, Michael Branthover, at Duke (10/29/11)
Kicked a 60-69 punt	60, Mitchell Ludwig, vs. Clemson (12/03/16)



# THE LAST TIME – OPPONENT

## TEAM

Scored 70+ points	77, Alabama (10/27/73)
Scored 60-69 points	66, Washington & Lee (11/03/51)
Scored 50-59 points	52, Tulsa (12/26/15)
Scored 40-49 points	42, vs. Clemson (12/03/16)
Rushed for 500+ yards	748, Alabama (10/27/73)
Rushed for 400-499 yards	461, Alabama (11/18/72)
Rushed for 300-399 yards	309, vs. Georgia Tech (11/12/16)
Rushed for 200-299 yards	<b>221, vs. West Virginia (9/03/17)</b>
Had 50-99 yards rushing	73, at North Carolina (10/08/16)
Had FEWER than 50 yards rushing	46, vs. Arkansas (12/29/16)
Passed for 500+ yards	NEVER
Passed for 400-499 yards	450, at Syracuse (10/15/16), 2, vs. East Carolina, 2016
Had 50-99 yards passing	58, at North Carolina (10/08/16)
Had FEWER than 50 yards passing	34, vs. Georgia Tech (11/12/16)
Had 800+ yards in total offense	833, Alabama (10/27/73)
Had 700-799 yards in total offense	NEVER
Had 600-699 yards in total offense	604, Syracuse (11/09/02)
Had 500-599 yards in total offense	<b>592, vs. West Virginia (9/03/17)</b>
Recorded a safety	Boston College [2] (10/18/08)
Recorded a defensive TD	Georgia Tech (11/12/15)
Shut out Tech	Cincinnati (9/16/95)
Blocked two kicks in a game	Duke (9/16/06)
Scored a special teams TD	Alabama (8/31/13)
Scored defensive & special teams TD	Alabama (8/31/13)

## INDIVIDUAL

Rushed for 200+ yards	249, Duke Johnson, Miami (10/23/14)
Rushed for 150-199 yards	169, James Summers, East Carolina (9/26/15)
Rushed for 100-149 yards	<b>106, Justin Crawford vs. West Virginia (9/03/17)</b>
Two players rushed for 100 yards	vs. Georgia Tech (11/12/16) Marcus Marshall (143) & Matthew Jordan (142)
Three players rushed for 100 yards	NEVER
Had 40+ carries	44, Paul Palmer, Temple (10/18/86)
Had 35-39 carries	38, Derrick Knight, Boston College (11/22/03)
Rushed for 6 TDs	Willis McGahee, Miami (12/07/02)
Rushed for 5 TDs	NEVER
Rushed for 4 TDs	Chris Brantley, Rutgers (10/31/92)
Rushed for 3 TDs	James Connor, at Pittsburgh (10/27/16)
Rushed for 2 TDs	Deshaun Watson, vs. Clemson (12/03/16)
Passed for 500+ yards	NEVER
Passed for 400-499 yards	427, Shane Carden, East Carolina (9/13/14)
Passed for 300-399 yards	<b>371, Will Grier vs. West Virginia (9/03/17)</b>
Passed for 5 TDs	NEVER
Passed for 4 TDs	Thomas Sirk, Duke (4 OT) (10/29/11)
Passed for 3 TDs	<b>Will Grier vs. West Virginia (9/03/17)</b>
Had 50+ pass attempts	<b>53, Will Grier vs. West Virginia (9/03/17)</b>
Had 40-49 pass attempts	44, Dane Evans, Tulsa (12/26/15)
Had 30-39 pass attempts	31, Austin Allen, vs. Arkansas (12/29/16)
Had 30+ pass completions	30, Dominique Davis, East Carolina (9/18/10)
Had 20-29 pass comps	23, Deshaun Watson, vs. Clemson (12/03/16)
QB rush/pass for 100 yards	Eric Dungey, at Syracuse (10/15/16) 311 yds passing, 109 yds rushing
Had 11+ receptions	<b>13, Gary Jennings Jr., vs. West Virginia (9/03/17)</b>
Had 250+ yards receiving	NEVER
Had 200-249 yards receiving	224, Cam Worthy, East Carolina (9/13/14)

Had 100+ yards receiving	<b>189, Gary Jennings Jr. vs. West Virginia (9/03/17)</b>
Two players w/100+ yards receiving	at Syracuse (10/15/16) Ervin Phillips, 139 & Brisley Estime, 131
Had 4 TD receptions	Chris Brantley, Rutgers (10/31/92)
Had 3 TD receptions	Coby Fleener, Stanford (1/03/11)
Had 2 TD receptions	<b>David Stills V, vs. West Virginia (9/03/17)</b>
Intercepted 3 passes	Aaron Beasley, West Virginia (9/22/94)
Intercepted 2 passes	Cordrea Tankersley, vs. Clemson, 2016 (12/03/16)
Returned a KO for TD	Christian Jones, Alabama (8/31/13)
Returned punt for TD	William Likely, Maryland (11/16/13)
Returned an INT for TD	David Dean, Virginia (11/28/14)
Returned/recovered a fumble for TD	Alpha Jalloh, vs. Liberty (9/03/16)
Returned blocked punt for TD	T.J. Lee, East Carolina (8/30/08)
Returned blocked FG for TD	NEVER
Returned blocked PAT for 2 pts	Nigel Bradham, Florida State (12/04/10)
Blocked an extra point	Richard Ash, Western Michigan (9/27/14)
Blocked a FG	TEAM, vs. Georgia Tech (11/12/16)
Blocked a punt	Gabriel Terry, Miami (11/1/2012)
2-point conversion	at Pittsburgh (10/27/16) Nathan Peterman pass to James Conner
Made 6 FGs	NEVER
Made 5 FGs	Alex Henery, Nebraska (9/19/09)
Made 4 FGs	Will Snyderwine, Duke (9/19/09)
Made 3 FGs	Harrison Butker, vs. Georgia Tech (11/12/16)
Kicked a 60+ FG	NEVER
Kicked a 50-59 FG	51, Cole Murphy, at Syracuse (10/15/16)
Kicked two 50+ FGs	51 & 53, Ross Martin, Duke (10/26/13)
Kicked a 40-49 FG	40, Harrison Butker, vs. Georgia Tech (11/12/16)
Kicked a 70+ punt	76, Alex Henery, Nebraska (9/19/09)
Kicked a 60-69 punt	67, Nicholas Conte, vs. Virginia (11/26/16)

## TURNOVERS

### THE LAST TIME TECH...

Lost two fumbles	at North Carolina (10/08/16)
Lost three fumbles	vs. Miami (10/23/14)
Lost four fumbles	vs. Liberty (9/03/16)
Lost five or more fumbles	5, vs. Tennessee (9/10/16)

Threw three interceptions	at Miami, Brenden Motley (10/17/15)
Threw four interceptions	Logan Thomas vs. Duke (10/26/13)
Threw five interceptions	Maurice DeShazo vs. Virginia (11/19/94)
Threw six or more interceptions	7, vs. Florida St. (10/10/59)

### THE LAST TIME AN OPPONENT...

Lost two fumbles	at North Carolina (10/08/16)
Lost three fumbles	North Carolina (OT) (11/21/15)
Lost four fumbles	Arkansas St. (8/25/02)
Lost five or more fumbles	5, Clemson (9/14/85)
Threw three interceptions	Arkansas (12/29/16)
Threw four interceptions	Duke (10/26/13)
Threw five interceptions	Georgia Tech (11/1/07)
Threw six or more interceptions	6, Rutgers (11/21/98)

**VIRGINIA TECH FOOTBALL  
2017 SEASON - AS OF SEPTEMBER 4**

RECORD	OVERALL	HOME	AWAY	NEUTRAL
ALL GAMES	1-0	0-0	0-0	1-0
CONFERENCE	0-0	0-0	0-0	0-0
NON-CONFERENCE	1-0	0-0	0-0	1-0

DATE	OPPONENT	LOCATION	TV	SCORE	ATTEND
Sep 03, 2017	vs. (22/20) West Virginia	FedExField, Landover, Md.	ABC	W 31-24	67,489
Sep 09, 2017	Delaware	Blacksburg, Va.	ACC NETWORK EXTRA	3:30 PM	
Sep 16, 2017	at East Carolina	Greenville, N.C.	CBS SN	3:30 PM	
Sep 23, 2017	Old Dominion	Blacksburg, Va.			
* Sep 30, 2017	Clemson	Blacksburg, Va.			
* Oct 07, 2017	at Boston College	Chestnut Hill, Mass.			
* Oct 21, 2017	North Carolina	Blacksburg, Va.			
* Oct 28, 2017	Duke	Blacksburg, Va.			
* Nov 04, 2017	at Miami	Miami Gardens, Fla.			
* Nov 11, 2017	at Georgia Tech	Atlanta, Ga.			
* Nov 18, 2017	Pitt	Blacksburg, Va.			
* Nov 24, 2017	at Virginia	Charlottesville, Va.			
% Dec 02, 2017	ACC Championship	Bank of America Stadium			

\* - Atlantic Coast Conference Game  
% - ACC Championship (Charlotte, N.C.)  
Rankings: (AP/Coaches)

RUSHING	GP	ATT	GAIN	LOSS	NET	AVG	TD	LONG	AVG/G
Josh Jackson	1	11	106	5	101	9.2	1	46	101.0
Deshawn McCleave	1	8	51	0	51	6.4	1	14	51.0
Steven Peoples	1	13	42	3	39	3.0	0	11	39.0
Travon McMillian	1	9	35	1	34	3.8	1	13	34.0
Sean Savoy	1	3	9	3	6	2.0	0	5	6.0
James Clark	1	1	3	0	3	3.0	0	3	3.0
<b>TOTAL</b>	<b>1</b>	<b>45</b>	<b>246</b>	<b>12</b>	<b>234</b>	<b>5.2</b>	<b>3</b>	<b>46</b>	<b>234.0</b>
<b>OPPONENTS</b>	<b>1</b>	<b>35</b>	<b>234</b>	<b>13</b>	<b>221</b>	<b>6.3</b>	<b>0</b>	<b>42</b>	<b>221.0</b>

PASSING	GP	EFFIC	ATT-CMP-INT	PCT	YDS	TD	LONG	AVG/G
Josh Jackson	1	146.31	15-26-0	57.7	235	1	39	235.0
Cam Phillips	1	0.00	0-1-0	0.0	0	0	0	0.0
<b>TOTAL</b>	<b>1</b>	<b>140.89</b>	<b>15-27-0</b>	<b>55.6</b>	<b>235</b>	<b>1</b>	<b>39</b>	<b>235.0</b>
<b>OPPONENTS</b>	<b>1</b>	<b>129.75</b>	<b>31-54-1</b>	<b>57.4</b>	<b>371</b>	<b>3</b>	<b>60</b>	<b>371.0</b>

RECEIVING	GP	NO.	YDS	AVG	TD	LONG	AVG/G
Cam Phillips	1	7	138	19.7	1	32	138.0
Sean Savoy	1	4	42	10.5	0	22	42.0
C.J. Carroll	1	2	13	6.5	0	10	13.0
Chris Cunningham	1	1	39	39.0	0	39	39.0
Travon McMillian	1	1	3	3.0	0	3	3.0
<b>TOTAL</b>	<b>1</b>	<b>15</b>	<b>235</b>	<b>15.7</b>	<b>1</b>	<b>39</b>	<b>235.0</b>
<b>OPPONENTS</b>	<b>1</b>	<b>31</b>	<b>371</b>	<b>12.0</b>	<b>3</b>	<b>60</b>	<b>371.0</b>

TEAM STATISTICS	HOKIES	OPPONENT
<b>SCORING</b>	<b>31</b>	<b>24</b>
Points Per Game	31.0	24.0
Points Off Turnovers	0	0
<b>FIRST DOWNS</b>	<b>21</b>	<b>29</b>
Rushing	11	12
Passing	8	17
Penalty	2	0
<b>RUSHING YARDAGE</b>	<b>234</b>	<b>221</b>
Yards gained rushing	246	234
Yards lost rushing	12	13
Rushing Attempts	45	35
Average Per Rush	5.2	6.3
Average Per Game	234.0	221.0
TDs Rushing	3	0
<b>PASSING YARDAGE</b>	<b>235</b>	<b>371</b>
Comp-Att-Int	15-27-0	31-54-1
Average Per Pass	8.7	6.9
Average Per Catch	15.7	12.0
Average Per Game	235.0	371.0
TDs Passing	1	3
<b>TOTAL OFFENSE</b>	<b>469</b>	<b>592</b>
Total Plays	72	89
Average Per Play	6.5	6.7
Average Per Game	469.0	592.0
KICK RETURNS: #-Yards	3-93	0-0
PUNT RETURNS: #-Yards	1-5	1-3
INT RETURNS: #-Yards	1-8	0-0
KICK RETURN AVERAGE	31.0	0.0
PUNT RETURN AVERAGE	5.0	-3.0
INT RETURN AVERAGE	8.0	0.0
FUMBLES-LOST	0-0	1-0
PENALTIES-Yards	5-34	9-81
Average Per Game	34.0	81.0
PUNTS-Yards	8-372	9-324
Average Per Punt	46.5	36.0
Net punt average	44.4	35.4
KICKOFFS-Yards	6-390	5-303
Average Per Kick	65.0	60.6
Net kick average	40.0	37.0
TIME OF POSSESSION/Game	31:00	29:00
3RD-DOWN Conversions	3/15	5/19
3rd-Down Pct	20%	26%
4TH-DOWN Conversions	1/1	2/3
4th-Down Pct	100%	67%
SACKS BY-Yards	2-6	1-2
MISC YARDS	0	0
TOUCHDOWNS SCORED	4	3
FIELD GOALS-ATTEMPTS	1-3	1-1
ON-SIDE KICKS	0-0	0-0
RED-ZONE SCORES	(4-6) 67%	(3-4) 75%
RED-ZONE TOUCHDOWNS	(3-6) 50%	(2-4) 50%
PAT-ATTEMPTS	(4-4) 100%	(3-3) 100%

ATTENDANCE	HOKIES	OPPONENT
TOTAL	0	0
Games/Avg Per Game	0/0	0/0
Neutral Site Games		1/67489

SCORE BY QUARTERS	1ST	2ND	3RD	4TH	TOTAL
Virginia Tech	3	7	14	7	31
Opponents	0	7	10	7	24



PUNT RETURNS	NO.	YDS	AVG	TD	LONG
Greg Stroman	1	5	5.0	0	5
<b>TOTAL</b>	<b>1</b>	<b>5</b>	<b>5.0</b>	<b>0</b>	<b>5</b>
<b>OPPONENTS</b>	<b>1</b>	<b>-3</b>	<b>-3.0</b>	<b>0</b>	<b>0</b>

INTERCEPTIONS	NO.	YDS	AVG	TD	LONG
Trevon Hill	1	8	8.0	0	8
<b>TOTAL</b>	<b>1</b>	<b>8</b>	<b>8.0</b>	<b>0</b>	<b>8</b>
<b>OPPONENTS</b>	<b>0</b>	<b>0</b>	<b>0.0</b>	<b>0</b>	<b>0</b>

KICK RETURNS	NO.	YDS	AVG	TD	LONG
James Clark	3	93	31.0	0	44
<b>TOTAL</b>	<b>3</b>	<b>93</b>	<b>31.0</b>	<b>0</b>	<b>44</b>
<b>OPPONENTS</b>	<b>0</b>	<b>0</b>	<b>0.0</b>	<b>0</b>	<b>0</b>

FUMBLE RETURNS	NO.	YDS	AVG	TD	LONG
<b>TOTAL</b>	<b>0</b>	<b>0</b>	<b>0.0</b>	<b>0</b>	<b>0</b>
<b>OPPONENTS</b>	<b>0</b>	<b>0</b>	<b>0.0</b>	<b>0</b>	<b>0</b>

FG SEQUENCE	VIRGINIA TECH	OPPONENTS
West Virginia	(25),38,32	(34)
Delaware		
East Carolina		
Old Dominion		
Clemson		
Boston College		
North Carolina		
Duke		
Miami		
Georgia Tech		
Pitt		
Virginia		

Numbers in (parentheses) indicate field goal was made.  
Numbers in [brackets] indicate field goal was blocked.

PUNTING	NO.	YDS	AVG	LONG	TB	FC	I20	50+	BLKD
Oscar Bradburn	8	372	46.5	54	1	3	3	2	0
<b>TOTAL</b>	<b>8</b>	<b>372</b>	<b>46.5</b>	<b>54</b>	<b>1</b>	<b>3</b>	<b>3</b>	<b>2</b>	<b>0</b>
<b>OPPONENTS</b>	<b>9</b>	<b>324</b>	<b>36.0</b>	<b>46</b>	<b>0</b>	<b>6</b>	<b>2</b>	<b>0</b>	<b>0</b>

KICKOFFS	NO.	YDS	AVG	TB	OB	RETN	NET	YDLN
Joey Slye	6	390	65.0	6	0	0	40.9	24
<b>TOTAL</b>	<b>6</b>	<b>390</b>	<b>65.0</b>	<b>6</b>	<b>0</b>	<b>0</b>	<b>40.0</b>	<b>25</b>
<b>OPPONENTS</b>	<b>5</b>	<b>303</b>	<b>60.6</b>	<b>1</b>	<b>1</b>	<b>93</b>	<b>37.0</b>	<b>28</b>

SCORING	TD	FGS	PATS				DXP	SAFETY	POINTS
			KICK	RUSH	RCV	PASS			
Joey Slye	0	1-3	4-4	0-0	0	0-0	0	0	7
Cam Phillips	1	0-0	0-0	0-0	0	0-0	0	0	6
Josh Jackson	1	0-0	0-0	0-0	0	0-0	0	0	6
Travon McMillian	1	0-0	0-0	0-0	0	0-0	0	0	6
Deshawn McCleese	1	0-0	0-0	0-0	0	0-0	0	0	6
<b>TOTAL</b>	<b>4</b>	<b>1-3</b>	<b>4-4</b>	<b>0-0</b>	<b>0</b>	<b>0-0</b>	<b>0</b>	<b>0</b>	<b>31</b>
<b>OPPONENTS</b>	<b>3</b>	<b>1-1</b>	<b>3-3</b>	<b>0-0</b>	<b>0</b>	<b>0-0</b>	<b>0</b>	<b>0</b>	<b>24</b>

TOTAL OFFENSE	G	PLAYS	RUSH	PASS	TOTAL	AVG/G
Josh Jackson	1	37	101	235	336	336.0
Deshawn McCleese	1	8	51	0	51	51.0
Steven Peoples	1	13	39	0	39	39.0
Travon McMillian	1	9	34	0	34	34.0
Sean Savoy	1	3	6	0	6	6.0
James Clark	1	1	3	0	3	3.0
<b>TOTAL</b>	<b>1</b>	<b>72</b>	<b>234</b>	<b>235</b>	<b>469</b>	<b>469.0</b>
<b>OPPONENTS</b>	<b>1</b>	<b>89</b>	<b>221</b>	<b>371</b>	<b>592</b>	<b>592.0</b>

FIELD GOALS	FGM-FGA	PCT	01-19	20-29	30-39	40-49	50-99	LG	BLK
Joey Slye	1-3	33.3	0-0	1-1	0-2	0-0	0-0	25	0

ALL PURPOSE	G	RUSH	REC	PR	KOR	IR	TOT	AVG/G
Cam Phillips	1	0	138	0	0	0	138	138.0
Josh Jackson	1	101	0	0	0	0	101	101.0
James Clark	1	3	0	0	93	0	96	96.0
Deshawn McCleese	1	51	0	0	0	0	51	51.0
Sean Savoy	1	6	42	0	0	0	48	48.0
Steven Peoples	1	39	0	0	0	0	39	39.0
Chris Cunningham	1	0	39	0	0	0	39	39.0
Travon McMillian	1	34	3	0	0	0	37	37.0
C.J. Carroll	1	0	13	0	0	0	13	13.0
Trevon Hill	1	0	0	0	0	8	8	8.0
Greg Stroman	1	0	0	5	0	0	5	5.0
<b>TOTAL</b>	<b>1</b>	<b>234</b>	<b>235</b>	<b>5</b>	<b>93</b>	<b>8</b>	<b>575</b>	<b>575.0</b>
<b>OPPONENTS</b>	<b>1</b>	<b>221</b>	<b>371</b>	<b>-3</b>	<b>0</b>	<b>0</b>	<b>589</b>	<b>589.0</b>

## DEFENSIVE STATISTICS

LEADERS	GP-GS	TACKLES			TFL/YDS	SACKS NO-YARDS	PASS DEF			FUMBLES		BLKD KICK	SAFETY
		SOLO	AST	TOTAL			INT-YDS	BRUP	QBH	RCV-YDS	FF		
54 Andrew Motuapuaka	1-1	9	3	12	1.0-2	1.0-2	.	.	2	.	.	.	.
36 Adonis Alexander	1-1	9	.	9	1.0-1	.	.	3	.	.	.	.	.
22 Terrell Edmunds	1-1	6	1	7	.	.	.	2	.	.	.	.	.
49 Tremaine Edmunds	1-1	5	2	7	.	.	.	.	.	.	.	.	.
6 Mook Reynolds	1-1	5	1	6	0.5-2	.	.	.	.	.	.	.	.
7D Divine Deablo	1-0	6	.	6	1.0-1	.	.	1	.	.	.	.	.
21 Reggie Floyd	1-1	4	1	5	.	.	.	1	.	.	.	.	.
94 Trevon Hill	1-1	2	2	4	.	.	1-8	.	2	.	.	.	.
8 Ricky Walker	1-1	1	1	2	0.5-2	.	.	.	1	.	.	.	.
4S Tim Settle	1-1	2	.	2	1.0-4	1.0-4	.	.	1	.	.	.	.
25 Anthony Shegog	1-0	1	1	2	.	.	.	.	.	.	.	.	.
11 Houshun Gaines	1-0	1	1	2	.	.	.	.	.	.	.	.	.
3 Greg Stroman	1-1	.	2	2	.	.	.	1	.	.	.	.	.
31 Brandon Facyson	1-0	.	1	1	.	.	.	1	.	.	.	.	.
99 Vinny Mihota	1-1	1	.	1	.	.	.	.	.	.	.	.	.
4D Emmanuel Belmar	1-0	.	.	.	.	.	.	.	1	.	.	.	.
<b>TOTAL</b>	<b>1-0</b>	<b>52</b>	<b>16</b>	<b>68</b>	<b>5-12</b>	<b>2-6</b>	<b>1-8</b>	<b>9</b>	<b>7</b>	.	.	.	.
<b>OPPONENTS</b>	<b>1-0</b>	<b>41</b>	<b>32</b>	<b>73</b>	<b>8.0-12</b>	<b>1-2</b>	.	<b>4</b>	<b>3</b>	.	.	.	.

## RUSHING TACKLES

PLAYER	NO.
Andrew Motuapuaka	10
Tremaine Edmunds	4
Terrell Edmunds	4
Reggie Floyd	3
Adonis Alexander	3
Trevon Hill	3
Divine Deablo	2
Mook Reynolds	1
Greg Stroman	1
Houshun Gaines	1
Tim Settle	1
Anthony Shegog	1
Vinny Mihota	1
Ricky Walker	1
<b>TOTALS</b>	<b>36</b>

## PASSING TACKLES

PLAYER	NO.
Adonis Alexander	6
Mook Reynolds	5
Divine Deablo	4
Tremaine Edmunds	3
Terrell Edmunds	3
Reggie Floyd	2
Ricky Walker	1
Houshun Gaines	1
Greg Stroman	1
Trevon Hill	1
Andrew Motuapuaka	1
<b>TOTALS</b>	<b>28</b>

## SPECIAL TEAMS TACKLES

PLAYER	TOTAL	KO	PUNT
Brandon Facyson	1	0	1
Anthony Shegog	1	0	1
<b>TOTALS</b>	<b>2</b>	<b>0</b>	<b>2</b>

**RED ZONE ANALYSIS**  
**VIRGINIA TECH**

DATE	OPPONENT	SCORE	TIME IN RZ	TIMES SCORED	TOTAL PTS	TDS	RUSH TDS	PASS TDS	FG MADE	FAILED TO SCORE INSIDE RZ					
										FG ATT	DOWNS	INT	FUMB	HALF	GAME
Sep 03	vs. West Virginia	W 31-24	6	4	24	3	3	0	1	2	0	0	0	0	0
Sep 09	Delaware														
Sep 16	at East Carolina														
Sep 23	Old Dominion														
Sep 30	Clemson														
Oct 07	at Boston College														
Oct 21	North Carolina														
Oct 28	Duke														
Nov 04	at Miami														
Nov 11	at Georgia Tech														
Nov 18	Pitt														
Nov 24	at Virginia														
Dec 02	ACC Championship														
<b>Totals 4 of 6 (66.7%)</b>			<b>6</b>	<b>4</b>	<b>24</b>	<b>3</b>	<b>3</b>	<b>0</b>	<b>1</b>	<b>2</b>	<b>0</b>	<b>0</b>	<b>0</b>	<b>0</b>	<b>0</b>

**OPPONENT**

DATE	OPPONENT	SCORE	TIME IN RZ	TIMES SCORED	TOTAL PTS	TDS	RUSH TDS	PASS TDS	FG MADE	FAILED TO SCORE INSIDE RZ					
										FG ATT	DOWNS	INT	FUMB	HALF	GAME
Sep 03	vs. West Virginia	W 31-24	4	3	17	2	0	2	1	0	0	0	0	1	0
Sep 09	Delaware														
Sep 16	at East Carolina														
Sep 23	Old Dominion														
Sep 30	Clemson														
Oct 07	at Boston College														
Oct 21	North Carolina														
Oct 28	Duke														
Nov 04	at Miami														
Nov 11	at Georgia Tech														
Nov 18	Pitt														
Nov 24	at Virginia														
Dec 02	ACC Championship														
<b>Totals 3 of 4 (75.0%)</b>			<b>4</b>	<b>3</b>	<b>17</b>	<b>2</b>	<b>0</b>	<b>2</b>	<b>1</b>	<b>0</b>	<b>0</b>	<b>0</b>	<b>0</b>	<b>1</b>	<b>0</b>

**MONEY PLAYS**

Money plays are defined as plays resulting in first down or a touchdown.

RUSHERS	1ST	TD	NO.	ATT	RECEPTIONS	1ST	TD	NO.	REC
Josh Jackson	5	1	6	10	Cam Phillips	5	1	5	7
Deshawn McCleese	3	1	3	8	Sean Savoy	1	0	1	4
Steven Peoples	2	0	2	13	C.J. Carroll	1	0	1	2
Travon McMillian	1	1	2	9	Chris Cunningham	1	0	1	1
<b>TOTALS</b>	<b>11</b>	<b>3</b>	<b>13</b>	<b>44</b>	<b>TOTALS</b>	<b>8</b>	<b>1</b>	<b>8</b>	<b>15</b>

<b>1st DOWN TOTALS</b>	<b>5</b>	<b>0</b>	<b>5</b>	<b>21</b>	<b>1st DOWN TOTALS</b>	<b>5</b>	<b>1</b>	<b>5</b>	<b>10</b>
<b>2nd DOWN TOTALS</b>	<b>5</b>	<b>3</b>	<b>7</b>	<b>18</b>	<b>2nd DOWN TOTALS</b>	<b>0</b>	<b>0</b>	<b>0</b>	<b>1</b>
<b>3rd DOWN TOTALS</b>	<b>0</b>	<b>0</b>	<b>0</b>	<b>4</b>	<b>3rd DOWN TOTALS</b>	<b>3</b>	<b>0</b>	<b>3</b>	<b>4</b>
<b>4th DOWN TOTALS</b>	<b>1</b>	<b>0</b>	<b>1</b>	<b>1</b>	<b>4th DOWN TOTALS</b>	<b>0</b>	<b>0</b>	<b>0</b>	<b>0</b>

**DRIVE START AVERAGES**

OBTAINED	HOKIES		OPPONENTS	
	#	AVG	#	AVG
Kickoff	5	37.8	6	25.0
Punt	9	31.6	8	18.8
Field goal	0	0.0	2	20.5
Fumble	0	0.0	0	0.0
Interception	1	28.0	0	0.0
Downs	0	0.0	0	0.0
<b>All drives</b>	<b>15</b>	<b>33.4</b>	<b>16</b>	<b>21.3</b>

## SUPERLATIVES

### INDIVIDUAL GAME HIGHS

Rushes	13	Steven Peoples vs West Virginia (Sep 03, 2017)
Yards Rushing	101	Josh Jackson vs West Virginia (Sep 03, 2017)
TD Rushes	1	Travon McMillian vs West Virginia (Sep 03, 2017)
		Deshawn McCleese vs West Virginia (Sep 03, 2017)
		Josh Jackson vs West Virginia (Sep 03, 2017)
Long Rush	46	Josh Jackson vs West Virginia (Sep 03, 2017)
Pass attempts	26	Josh Jackson vs West Virginia (Sep 03, 2017)
Pass completions	15	Josh Jackson vs West Virginia (Sep 03, 2017)
Yards Passing	235	Josh Jackson vs West Virginia (Sep 03, 2017)
TD Passes	1	Josh Jackson vs West Virginia (Sep 03, 2017)
Long Pass	39	Josh Jackson vs West Virginia (Sep 03, 2017)
Receptions	7	Cam Phillips vs West Virginia (Sep 03, 2017)
Yards Receiving	138	Cam Phillips vs West Virginia (Sep 03, 2017)
TD Receptions	1	Cam Phillips vs West Virginia (Sep 03, 2017)
Long Reception	39	Chris Cunningham vs West Virginia (Sep 03, 2017)
Field Goals	1	Joey Slye vs West Virginia (Sep 03, 2017)
Long Field Goal	25	Joey Slye vs West Virginia (Sep 03, 2017)
Punts	8	Oscar Bradburn vs West Virginia (Sep 03, 2017)
Punting Avg	46.5	Oscar Bradburn vs West Virginia (Sep 03, 2017)
Long Punt	54	Oscar Bradburn vs West Virginia (Sep 03, 2017)
Punts inside 20	3	Oscar Bradburn vs West Virginia (Sep 03, 2017)
Long Punt Return	5	Greg Stroman vs West Virginia (Sep 03, 2017)
Long Kickoff Return	44	James Clark vs West Virginia (Sep 03, 2017)
Tackles	12	Andrew Motuapuaka vs West Virginia (Sep 03, 2017)
Sacks	1.0	Tim Settle vs West Virginia (Sep 03, 2017)
		Andrew Motuapuaka vs West Virginia (Sep 03, 2017)
Tackles For Loss	1.0	Tim Settle vs West Virginia (Sep 03, 2017)
		Divine Deablo vs West Virginia (Sep 03, 2017)
		Adonis Alexander vs West Virginia (Sep 03, 2017)
		Andrew Motuapuaka vs West Virginia (Sep 03, 2017)
Interceptions	1	Trevon Hill vs West Virginia (Sep 03, 2017)

### TEAM GAME HIGHS

Rushes	45	vs West Virginia (Sep 03, 2017)
Yards Rushing	234	vs West Virginia (Sep 03, 2017)
Yards Per Rush	5.2	vs West Virginia (Sep 03, 2017)
TD Rushes	3	vs West Virginia (Sep 03, 2017)
Pass attempts	27	vs West Virginia (Sep 03, 2017)
Pass completions	15	vs West Virginia (Sep 03, 2017)
Yards Passing	235	vs West Virginia (Sep 03, 2017)
Yards Per Pass	8.7	vs West Virginia (Sep 03, 2017)
TD Passes	1	vs West Virginia (Sep 03, 2017)
Total Plays	72	vs West Virginia (Sep 03, 2017)
Total Offense	469	vs West Virginia (Sep 03, 2017)
Yards Per Play	6.5	vs West Virginia (Sep 03, 2017)
Points	31	vs West Virginia (Sep 03, 2017)
Sacks By	2	vs West Virginia (Sep 03, 2017)
First Downs	21	vs West Virginia (Sep 03, 2017)
Penalties	5	vs West Virginia (Sep 03, 2017)
Penalty Yards	34	vs West Virginia (Sep 03, 2017)
Turnovers	0	
Interceptions By	1	vs West Virginia (Sep 03, 2017)
Punts	8	vs West Virginia (Sep 03, 2017)
Punting Avg	46.5	vs West Virginia (Sep 03, 2017)
Long Punt	54	vs West Virginia (Sep 03, 2017)
Punts inside 20	3	vs West Virginia (Sep 03, 2017)
Long Punt Return	5	vs West Virginia (Sep 03, 2017)

### OPPONENT INDIVIDUAL GAME HIGHS

Rushes	13	Crawford, J, vs West Virginia (Sep 03, 2017)
Yards Rushing	106	Crawford, J, vs West Virginia (Sep 03, 2017)
TD Rushes	0	
Long Rush	42	Crawford, J, vs West Virginia (Sep 03, 2017)
Pass attempts	53	Grier, Will, vs West Virginia (Sep 03, 2017)
Pass completions	31	Grier, Will, vs West Virginia (Sep 03, 2017)
Yards Passing	371	Grier, Will, vs West Virginia (Sep 03, 2017)
TD Passes	3	Grier, Will, vs West Virginia (Sep 03, 2017)
Long Pass	60	Grier, Will, vs West Virginia (Sep 03, 2017)
Receptions	13	Jennings Jr., G, vs West Virginia (Sep 03, 2017)
Yards Receiving	189	Jennings Jr., G, vs West Virginia (Sep 03, 2017)
TD Receptions	2	Sills V, David, vs West Virginia (Sep 03, 2017)
Long Reception	60	Jennings Jr., G, vs West Virginia (Sep 03, 2017)
Field Goals	1	Molina, Mike, vs West Virginia (Sep 03, 2017)
Long Field Goal	34	Molina, Mike, vs West Virginia (Sep 03, 2017)
Punts	9	Kinney, Billy, vs West Virginia (Sep 03, 2017)
Punting Avg	36.0	Kinney, Billy, vs West Virginia (Sep 03, 2017)
Long Punt	46	Kinney, Billy, vs West Virginia (Sep 03, 2017)
Punts inside 20	2	Kinney, Billy, vs West Virginia (Sep 03, 2017)
Long Punt Return	0	
Long Kickoff Return	0	
Tackles	8	Benton, Al, vs West Virginia (Sep 03, 2017)
		Bailey, Hakeem, vs West Virginia (Sep 03, 2017)
Sacks	0.5	Qualls, Q., vs West Virginia (Sep 03, 2017)
		Levis, John, vs West Virginia (Sep 03, 2017)
Tackles For Loss	2.0	Bailey, Hakeem, vs West Virginia (Sep 03, 2017)
Interceptions	0	

### OPPONENT TEAM GAME HIGHS

Rushes	35	vs West Virginia (Sep 03, 2017)
Yards Rushing	221	vs West Virginia (Sep 03, 2017)
Yards Per Rush	6.3	vs West Virginia (Sep 03, 2017)
TD Rushes	0	
Pass attempts	54	vs West Virginia (Sep 03, 2017)
Pass completions	31	vs West Virginia (Sep 03, 2017)
Yards Passing	371	vs West Virginia (Sep 03, 2017)
Yards Per Pass	6.9	vs West Virginia (Sep 03, 2017)
TD Passes	3	vs West Virginia (Sep 03, 2017)
Total Plays	89	vs West Virginia (Sep 03, 2017)
Total Offense	592	vs West Virginia (Sep 03, 2017)
Yards Per Play	6.7	vs West Virginia (Sep 03, 2017)
Points	24	vs West Virginia (Sep 03, 2017)
Sacks By	1	vs West Virginia (Sep 03, 2017)
First Downs	29	vs West Virginia (Sep 03, 2017)
Penalties	9	vs West Virginia (Sep 03, 2017)
Penalty Yards	81	vs West Virginia (Sep 03, 2017)
Turnovers	1	vs West Virginia (Sep 03, 2017)
Interceptions By	0	
Punts	9	vs West Virginia (Sep 03, 2017)
Punting Avg	36.0	vs West Virginia (Sep 03, 2017)
Long Punt	46	vs West Virginia (Sep 03, 2017)
Punts inside 20	2	vs West Virginia (Sep 03, 2017)
Long Punt Return	0	

## 20-YARD PLAYS

YARDS	TYPE	PLAYER(S)	OPPONENT
46	Rush	Josh Jackson	West Virginia
44	KR	James Clark	West Virginia
39	Pass	Chris Cunningham from Josh Jackson	West Virginia
*32	Pass	Cam Phillips from Josh Jackson	West Virginia
28	Pass	Cam Phillips from Josh Jackson	West Virginia
28	Pass	Cam Phillips from Josh Jackson	West Virginia
25	KR	James Clark	West Virginia
24	KR	James Clark	West Virginia
22	Pass	Sean Savoy from Josh Jackson	West Virginia
22	Pass	Cam Phillips from Josh Jackson	West Virginia

\* Touchdown Scored On Play

## LONG PLAYS BY THE NUMBERS

LONG PLAYS BY YARDS	NO.	TD
100+	0	0
90-99	0	0
80-89	0	0
70-79	0	0
60-69	0	0
50-59	0	0
40-49	2	0
30-39	2	1
20-29	6	0

LONG PLAYS BY TYPE	NO.	TD
Rushing	1	0
Passing	6	1
Punt returns	0	0
Kick returns	3	0
Interceptions	0	0
Fumble returns	0	0
Other	0	0
<b>TOTAL</b>	<b>10</b>	<b>1</b>

## LONGEST PLAYS OF THE YEAR

### Rushing

46 Josh Jackson vs West Virginia Sept. 3

### Rushing Touchdown

12 Deshawn McCleese vs West Virginia Sept. 3

### Passing

39 Chris Cunningham from Josh Jackson vs West Virginia Sept. 3

### Passing Touchdown

32 Cam Phillips from Josh Jackson vs West Virginia Sept. 3

### Punt Return

5 Greg Stroman vs West Virginia Sept. 3

### Kick Return

44 James Clark vs West Virginia Sept. 3

### Interception Return

8 Trevon Hill vs West Virginia Sept. 3

### Fumble Return

None

### Field Goal Return

None

### Punt

54 Oscar Bradburn vs West Virginia Sept. 3

### Field Goal

25 Joey Slye vs West Virginia Sept. 3

## 20-YARD PLUS PLAYS BY PLAYER

PLAYER	NO.	TD	RUSH	PASS	KR	PR	IR	FR
Cam Phillips	4	1	0	4	0	0	0	0
James Clark	3	0	0	0	3	0	0	0
Sean Savoy	1	0	0	1	0	0	0	0
Chris Cunningham	1	0	0	1	0	0	0	0
Josh Jackson	1	0	1	0	0	0	0	0
<b>TOTAL</b>	<b>10</b>	<b>1</b>	<b>1</b>	<b>6</b>	<b>3</b>	<b>0</b>	<b>0</b>	<b>0</b>

## 2017 VIRGINIA TECH SCORING DRIVES

Qtr.	Opp.	Scoring Play	Plays-Yds.-TOP
1	West Virginia	FG Slye, Joey 25	12-58-4:46
2	West Virginia	Jackson, J 5 Rush (Slye, Joey)	8-47-2:55
3	West Virginia	McCleave, D 12 Rush (Slye, Joey)	4-71-1:28
3	West Virginia	Phillips, C 32 Pass From Jackson, J (Slye, Joey)	1-32-0:08
4	West Virginia	McMillian, T 3 Rush (Slye, Joey)	6-82-2:23
<b>Totals</b>			<b>31-290-11:40</b>
<b>Average Scoring Drive</b>			<b>6.2 plays-58.0 yds.</b>

## VIRGINIA TECH SCORING

5 Total Scores (3 Run, 1 Pass, 1 FG, 0 S.T., 0 Safety, 0 Defense)

1 First Quarter Scores (0 Run, 0 Pass, 1 FG, 0 S.T., 0 Safety, 0 Defense)

1 Second Quarter Scores (1 Run, 0 Pass, 0 FG, 0 S.T., 0 Safety, 0 Defense)

2 Third Quarter Scores (1 Run, 1 Pass, 0 FG, 0 S.T., 0 Safety, 0 Defense)

1 Fourth Quarter Scores (1 Run, 0 Pass, 0 FG, 0 S.T., 0 Safety, 0 Defense)

Most plays in a scoring drive:	12 plays - vs. West Virginia (12-58-4:46 FG)
Longest scoring drive:	82 yards - vs. West Virginia (6-82-2:23 TD)
Longest TOP scoring drive:	4:46 - vs. West Virginia (12-58-4:46 FG)
Average TOP on offensive scoring drives:	2:20

## OPPONENTS

Most plays in a scoring drive:	10 plays - vs. West Virginia (10-86-4:34 TD)
Longest scoring drive:	86 yards - vs. West Virginia (10-86-4:34 TD)
Longest TOP scoring drive:	4:34 - vs. West Virginia (10-86-4:34 TD)
Average TOP on offensive scoring drives:	2:36

**TEAM GAME-BY-GAME**  
**VIRGINIA TECH**

DATE	OPPONENT	RUSHING				REVEIVING				PASSING				KICK RETURN				PUNT RETURN				TOT OFF
		NO.	YDS	TD	LG	NO.	YDS	TD	LG	CMP	ATT	INT	YDS	TD	LG	NO	YDS	TD	LG	NO	YDS	
Sep 03	vs. West Virginia	45	234	3	46	15	235	1	39	15-27-0	235	1	39	3	93	0	44	1	5	0	5	469
Sep 09	Delaware																					
Sep 16	at East Carolina																					
Sep 23	Old Dominion																					
Sep 30	Clemson																					
Oct 07	at Boston College																					
Oct 21	North Carolina																					
Oct 28	Duke																					
Nov 04	at Miami																					
Nov 11	at Georgia Tech																					
Nov 18	Pitt																					
Nov 24	at Virginia																					
Dec 02	ACC Championship																					
	<b>Totals</b>	45	234	3	46	15	235	1	39	15-27-0	235	1	39	3	93	0	44	1	5	0	5	469
	<b>Opponent</b>	35	221	0	42	31	371	3	60	31-54-1	371	3	60	0	0	0	0	1	-3	0	0	592

GAMES: 1  
 AVG/RUSH: 5.2  
 AVG/CATCH: 15.7  
 PASS EFFIC: 140.89  
 KR AVG: 31.0  
 PR AVG: 5.0  
 ALL PURPOSE AVG/GAME: 575.0  
 TOTAL OFFENSE AVG/GM: 469.0

DATE	OPPONENT	TACKLES				SACKS	FUMBLE		PASS DEFENSE			BLKD	PAT ATTEMPTS					PTS
		SOLO	AST	TOTAL	TFL-YDS	NO-YDS	FF	FR-YDS	INT-YDS	QBH	BRK	KICK	KICK	RUN	RCV	SAF		
Sep 03	vs. West Virginia	52	16	68	5.0-12	2.0-6	0	0-0	1-8	7	9	0	4-4	0	0	0	0	31
Sep 09	Delaware																	
Sep 16	at East Carolina																	
Sep 23	Old Dominion																	
Sep 30	Clemson																	
Oct 07	at Boston College																	
Oct 21	North Carolina																	
Oct 28	Duke																	
Nov 04	at Miami																	
Nov 11	at Georgia Tech																	
Nov 18	Pitt																	
Nov 24	at Virginia																	
Dec 02	ACC Championship																	
	<b>Totals</b>	52	16	68	5.0-12	2.0-6	0	0-0	1-8	7	9	0	4-4	0	0	0	0	31
	<b>Opponent</b>	41	32	73	8.0-12	1.0-2	0	0-0	0-0	3	4	0	3-3	0	0	0	0	24

DATE	OPPONENT	PUNTING									FIELD GOALS			KICKOFFS				
		NO	YDS	AVG	LG	BLKD	TB	FC	50+	I20	ATT-MADE	LG	BLKD	NO	YDS	AVG	TB	OB
Sep 03	vs. West Virginia	8	372	46.5	54	0	1	3	2	3	3-1	25	0	6	390	65.0	6	0
Sep 09	Delaware																	
Sep 16	at East Carolina																	
Sep 23	Old Dominion																	
Sep 30	Clemson																	
Oct 07	at Boston College																	
Oct 21	North Carolina																	
Oct 28	Duke																	
Nov 04	at Miami																	
Nov 11	at Georgia Tech																	
Nov 18	Pitt																	
Nov 24	at Virginia																	
Dec 02	ACC Championship																	
	<b>Totals</b>	8	372	46.5	54	0	1	3	2	3	3-1	25	0	6	390	65.0	6	0
	<b>Opponent</b>	9	324	36.0	46	0	0	6	0	2	1-1	34	0	5	303	60.6	1	1

**TEAM GAME-BY-GAME**

**OPPONENTS**

DATE	OPPONENT	RUSHING				REVEIVING				PASSING				KICK RETURN				PUNT RETURN				TOT OFF
		NO.	YDS	TD	LG	NO.	YDS	TD	LG	CMP	ATT	INT	YDS	TD	LG	NO	YDS	TD	LG	NO	YDS	
Sep 03	vs. West Virginia	35	221	0	42	31	371	3	60	31-54-1	371	3	60	0	0	0	0	1	-3	0	0	592
Sep 09	Delaware																					
Sep 16	at East Carolina																					
Sep 23	Old Dominion																					
Sep 30	Clemson																					
Oct 07	at Boston College																					
Oct 21	North Carolina																					
Oct 28	Duke																					
Nov 04	at Miami																					
Nov 11	at Georgia Tech																					
Nov 18	Pitt																					
Nov 24	at Virginia																					
Dec 02	ACC Championship																					
	<b>Opponent totals</b>	35	221	0	42	31	371	3	60	31-54-1	371	3	60	0	0	0	0	1	-3	0	0	592
	<b>Virginia Tech</b>	45	234	3	46	15	235	1	39	15-27-0	235	1	39	3	93	0	44	1	5	0	5	469

GAMES: 1  
 AVG/RUSH: 6.3  
 AVG/CATCH: 12.0  
 PASS EFFIC: 129.75  
 PR AVG: -3.0  
 ALL PURPOSE AVG/GAME: 589.0  
 TOTAL OFFENSE AVG/GM: 592.0

DATE	OPPONENT	TACKLES				SACKS	FUMBLE		PASS DEFENSE			BLKD KICK	PAT ATTEMPTS				PTS	
		SOLO	AST	TOTAL	TFL-YDS	NO-YDS	FF	FR-YDS	INT-YDS	QBH	BRK	KICK	RUN	RCV	SAF			
Sep 03	vs. West Virginia	41	32	73	8.0-12	1.0-2	0	0-0	0-0	3	4	0	3-3	0	0	0	0	24
Sep 09	Delaware																	
Sep 16	at East Carolina																	
Sep 23	Old Dominion																	
Sep 30	Clemson																	
Oct 07	at Boston College																	
Oct 21	North Carolina																	
Oct 28	Duke																	
Nov 04	at Miami																	
Nov 11	at Georgia Tech																	
Nov 18	Pitt																	
Nov 24	at Virginia																	
Dec 02	ACC Championship																	
	<b>Opponent totals</b>	41	32	73	8.0-12	1.0-2	0	0-0	0-0	3	4	0	3-3	0	0	0	0	24
	<b>Virginia Tech</b>	52	16	68	5.0-12	2.0-6	0	0-0	1-8	7	9	0	4-4	0	0	0	0	31

DATE	OPPONENT	PUNTING						FIELD GOALS					KICKOFFS					
		NO	YDS	AVG	LG	BLKD	TB	FC	50+	I20	ATT-MADE	LG	BLKD	NO	YDS	AVG	TB	OB
Sep 03	vs. West Virginia	9	324	36.0	46	0	0	6	0	2	1-1	34	0	5	303	60.6	1	1
Sep 09	Delaware																	
Sep 16	at East Carolina																	
Sep 23	Old Dominion																	
Sep 30	Clemson																	
Oct 07	at Boston College																	
Oct 21	North Carolina																	
Oct 28	Duke																	
Nov 04	at Miami																	
Nov 11	at Georgia Tech																	
Nov 18	Pitt																	
Nov 24	at Virginia																	
Dec 02	ACC Championship																	
	<b>Opponent totals</b>	9	324	36.0	46	0	0	6	0	2	1-1	34	0	5	303	60.6	1	1
	<b>Virginia Tech</b>	8	372	46.5	54	0	1	3	2	3	3-1	25	0	6	390	65.0	6	0











## BY-QUARTER STATISTIC

### 3RD-DOWN CONVERSIONS

DATE	OPPONENT	SCORE	OVERALL	1ST QTR	2ND QTR	3RD QTR	4TH QTR
Sep 03	vs. West Virginia	W	31-24	3-15	20.0%	0-4	0.0%
Sep 09	Delaware						
Sep 16	at East Carolina						
Sep 23	Old Dominion						
Sep 30	Clemson						
Oct 07	at Boston College						
Oct 21	North Carolina						
Oct 28	Duke						
Nov 04	at Miami						
Nov 11	at Georgia Tech						
Nov 18	Pitt						
Nov 24	at Virginia						
Dec 02	ACC Championship						
	<b>Virginia Tech</b>		<b>3-15</b>	<b>20.0%</b>	<b>0-4</b>	<b>0.0%</b>	<b>2-5</b>
	<b>Opponents</b>		<b>5-19</b>	<b>26.3%</b>	<b>2-6</b>	<b>33.3%</b>	<b>1-4</b>

### 4TH-DOWN CONVERSIONS

DATE	OPPONENT	SCORE	OVERALL	1ST QTR	2ND QTR	3RD QTR	4TH QTR
Sep 03	vs. West Virginia	W	31-24	1-1	100.0%	1-1	100.0%
Sep 09	Delaware						
Sep 16	at East Carolina						
Sep 23	Old Dominion						
Sep 30	Clemson						
Oct 07	at Boston College						
Oct 21	North Carolina						
Oct 28	Duke						
Nov 04	at Miami						
Nov 11	at Georgia Tech						
Nov 18	Pitt						
Nov 24	at Virginia						
Dec 02	ACC Championship						
	<b>Virginia Tech</b>		<b>1-1</b>	<b>100.0%</b>	<b>1-1</b>	<b>100.0%</b>	<b>0-0</b>
	<b>Opponents</b>		<b>2-3</b>	<b>66.7%</b>	<b>0-0</b>	<b>0.0%</b>	<b>1-2</b>

### TIME OF POSSESSION

DATE	OPPONENT	SCORE	OVERALL	1ST QTR	2ND QTR	3RD QTR	4TH QTR
Sep 03	vs. West Virginia	W	31-24	31:00	7:24	6:32	7:22
Sep 09	Delaware						
Sep 16	at East Carolina						
Sep 23	Old Dominion						
Sep 30	Clemson						
Oct 07	at Boston College						
Oct 21	North Carolina						
Oct 28	Duke						
Nov 04	at Miami						
Nov 11	at Georgia Tech						
Nov 18	Pitt						
Nov 24	at Virginia						
Dec 02	ACC Championship						
	<b>Virginia Tech</b>		<b>31:00</b>	<b>7:24</b>	<b>6:32</b>	<b>7:22</b>	<b>9:42</b>
	<b>Avg.</b>		<b>31:00</b>	<b>7:24</b>	<b>6:32</b>	<b>7:22</b>	<b>9:42</b>
	<b>Opponents</b>		<b>29:00</b>	<b>7:36</b>	<b>8:28</b>	<b>7:38</b>	<b>5:18</b>
	<b>Avg.</b>		<b>29:00</b>	<b>7:36</b>	<b>8:28</b>	<b>7:38</b>	<b>5:18</b>