


VIRGINIA TECH 2017 FOOTBALL



0-0

#21



VS.



#22

0-0

VIRGINIA TECH HOKIES

WEST VIRGINIA MOUNTAINEERS

QUICK INFO

Date Sunday, Sept. 3
Time 7:30 PM
Location Landover, Maryland
Venue FedExField
Capacity 82,000
Series Record WVU leads, 28-22-1
Last Meeting 10/1/05

A RIVALRY RENEWED!

- Once bitter BIG EAST rivals, Virginia Tech & West Virginia are rekindling a rivalry that has been dormant since 2005 when the two squads meet at FedExField.
- Tech has won seven of the last 10 meetings in the series, including the last two contests played on campus - a 34-17 win in Morgantown (10/1/05) and a 19-13 victory in Blacksburg (10/2/04).
- The signature win in the series for Tech was a thrilling 22-20 comeback at WVU (11/6/99) that is simply known as "The Miracle in Morgantown."
- The No. 3 Hokies trailed 20-19 with 1:15 remaining before QB Michael Vick guided Tech on an iconic seven-play scoring drive. Vick's improbable 26-yard scramble set up the game-winning 44-yard FG by K Shayne Graham that helped propel Tech to the National Championship Game.
- The Black Diamond Trophy will be presented to the winning team on the field after the game.

NEW SEASON, NEW QB - JOSH JACKSON

- For VT, redshirt freshman QB Josh Jackson will make his debut for the Hokies, marking the second straight year that Tech has opened the season with a signal-caller starting his first major college football game.
- In 2016, JUCO transfer Jerod Evans started every game as Tech tied or broke 10 single-season offensive records.
- Jackson is the first redshirt freshman to open the season at QB for the Hokies since Tyrod Taylor in 2007.
- Jackson is the son of longtime college coach Fred Jackson, whose career included a stint at Michigan (1992-2014). The elder Jackson has served as head coach at Ypsilanti High School since 2015. The elder Jackson was the 2001 AFCA Asst. Coach of the Year and wore No. 17 as a collegiate QB at Jackson State.
- The younger Jackson wears No. 17 to honor his father. His older brother, Jeremy, played WR at Michigan.

JUSTIN FUENTE - ACC COACH OF THE YEAR

- The consensus ACC Coach of the Year, Justin Fuente was also named the top first-year FBS head coach in the nation by the Football Writers Association of America, sharing that honor with USC's Clay Helton.
- Tech finished 2016 season ranked No. 16 (AP, Coaches), marking the highest final mark for the Hokies since 2010 (No. 16 AP, No. 15 Coaches).
- Virginia Tech, Penn State, Colorado, West Virginia and Western Michigan all finished in the 2016 Final AP Top 25 after getting zero votes in the AP Preseason Poll.
- Tech's 10 wins were the team's most since 2011 and the most ever by a first-year VT head coach.
- Fuente became the initial coach to guide the Hokies to a bowl victory in his debut season.

KEY VT-WVU SCORING STATS TO WATCH

- VT was 3-1 in games decided by seven points or fewer in 2016.
- WVU is 17-8 under Dana Holgorsen in games decided by seven points or fewer, including a 4-0 mark in 2016.
- Tech outscored its foes by 22.3 ppg in its 10 wins in 2016, owning a 394-171 scoring edge. VT led at half in eight of those 10 wins.
- WVU was 8-0 in 2016 when leading or tied at halftime. The Mountaineers were 2-3 when trailing at the half.
- WVU has won 11 straight games when scoring 30+ points dating back to 2015. Since the start of the 2014 season, WVU is 21-4 when scoring 30 points or more.
- Dating back to a 34-17 win at WVU (10/1/05), the Hokies are 93-8 (.921) when holding foes to 21 points or less, including a streak of 11 straight wins.
- WVU is 2-11 under Holgorsen when scoring 21 points or fewer.
- WVU has lost 25 of its last 29 games when allowing 30+ points.
- WVU is 22-4 under Holgorsen when scoring 40+ points. Dating back to 1996 with Bud Foster as Tech's DC, the Hokies have permitted a mere 17 40-point games in 203 total contents.

THE VIRGINIA TECH RECORD BOOK

- The 2017 season will mark the 125th anniversary of football at Virginia Tech (1st season - 1892).
- The Hokies will play the defending national champion for the third time in the past five seasons when Tech hosts Clemson (9/30). The Hokies previously played Ohio State (2015) and Alabama (2013).
- K Joey Slye (63) needs six more made FGs to bypass Shayne Graham (68) for the highest total in VT history.
- Slye is third in VT history with 321 points. He needs 16 more to bypass RB Lee Suggs (336) for second and 51 more to overtake Graham (371) for the all-time lead.
- WR Cam Phillips (2,063) needs 905 receiving yards to overtake the Tech career record of Isaiah Ford (2,967).
- CB Greg Stroman (92) needs 20 more punt returns to move ahead of Eddie Royal (111) for second in Tech history.

VT, WVU SEEK BACK-TO-BACK 10-WIN SEASONS

- Dating back to 1999, Oklahoma (14) is the only Power Five team to boast more 10-win seasons than Virginia Tech (12).
- ### 10-WIN SEASONS, POWER FIVE 1999-PRESENT
- | | | |
|----|---------------|-------------------------------|
| 14 | Oklahoma | Bob Stoops (14) |
| 12 | Virginia Tech | F. Beamer (11), J. Fuente (1) |
| 12 | Ohio State | J. Tressel (8), U. Meyer (4) |
- The Hokies are seeking to produce consecutive 10-win seasons for the first time since accomplishing that feat eight straight years (2004-11) under Frank Beamer. Tech's 10 wins in 2016 were the most ever by a first-year VT head coach.
 - WVU is aiming for consecutive 10-win campaigns for the first time since 2005-07.
 - Virginia Tech owns the nation's longest active bowl streak recognized by the NCAA at 24 straight years.

FOSTER'S #LPD AMONG BEST IN USA (AGAIN)

- Under defensive coordinator Bud Foster in 2016, The #LPD ranked among the nation's best in these key categories.

POWER FIVE DEFENSIVE LEADERS, 2016

3rd Down Def.	Tackles For Loss	Completion Pct.
21.0 Michigan	130.0 Clemson	43.6 Michigan
27.5 Virginia Tech	121.0 Michigan	45.1 Florida
27.9 Wisconsin	118.0 Alabama	48.9 Ohio State
28.3 Clemson	113.0 Virginia Tech	49.8 Colorado
30.6 Washington	113.0 Penn State	50.1 Virginia Tech

- No FBS team can top the 361 INTs registered by Virginia Tech dating back to 1996.
- Only Clemson (20) forced more INTs in the ACC than Virginia Tech (16) in 2016.

- VT owns a 39-3 record (.929) since 1996 when forcing three or more INTs. VT forced three INTs in the Belk Bowl.

WELCOME TO #SACKSBURG

- Since 1996, no team can top Virginia Tech's 781.0 sacks.
- The #LPD had three games with 6.0 or more sacks in 2016.
- VT is 32-3 (.914) since 1996 with 6.0 or more sacks.

MORE KEY NUMBERS ON VT-WVU

- VT and WVU were almost identical in offensive efficiency on third downs in 2016. WVU ranked 45th nationally at 42.8% (80-187), while VT was 46th at 42.5 (90-212).
- Both squads were remarkably similar in the turnover column.
- Tech was +8 (21 takes/13 gives) in its 10 wins and -9 (4 takes/13 gives) in its four losses in 2016.
- WVU was +11 (24 takes/13 gives) in its 10 wins and -7 (1 take/8 gives) in its three losses in 2016.
- The Hokies (24 takes/13 gives) in its 10 wins and -7 (1 take/8 gives) in its three losses in 2016.
- Tech owned a +171 scoring differential in 2016 (490 scored/319 allowed) in 14 games, while WVU was +93 (405 scored/312 allowed) in 13 games.

FLASHBACK TO 2005 - LAST VT-WVU GAME

- George W. Bush was in his second term as President.
- Hurricane Katrina devastated the Gulf Coast on Aug. 29, 2005.
- Twitter was just an idea and wouldn't launch until July 2006.
- 50 Cent spent six weeks atop the album charts with "The Massacre." Other acts with No. 1 albums included The Dave Matthews Band, Eminem, Mariah Carey & Bruce Springsteen.
- Virginia Tech reached the ACC Championship Game and finished 11-2 after a 35-24 Gator Bowl win vs. Louisville.
- West Virginia won the BIG EAST, finished 11-1 and No. 5 in the AP Poll, capping the season with a 38-35 win vs. Georgia in the Sugar Bowl. That lone loss was a 34-17 setback vs. Virginia Tech in Morgantown (10/1/05).

17 FOOTBALL GAME NOTES

THE COACHING MATCHUP

Virginia Tech.....	School.....	West Virginia
Justin Fuente.....	Coach.....	Dana Holgorsen
Murray State (1999).....	Alma Mater.....	Iowa Wesleyan (1993)
10-4 (Second Season).....	Record at School.....	46-31 (Seventh Season)
36-27 (Sixth Season).....	Overall Record.....	46-31 (Seventh Season)
0-0.....	Record vs. Opponent.....	0-0
0-0.....	Record vs. Coach.....	0-0

Justin Fuente	At Tech	Career
In the state of Maryland.....	0-0.....	0-0
In season openers.....	1-0.....	3-2
vs. ranked teams.....	1-2.....	2-6
vs. Big 12.....	0-0.....	1-0

VIRGINIA TECH VS. WEST VIRGINIA: INSIDE THE SERIES

- This will only be the seventh time the Hokies and Mountaineers will have played each other on a neutral field. The last neutral site game between the two programs occurred in Richmond, Virginia (9/29/62).
- Sunday's game will only be the fourth time that both Virginia Tech and West Virginia will play while both are ranked in the AP Top 25. The last time both teams squared off and were ranked nationally was at Lane Stadium (10/31/98) when No. 20 Virginia Tech topped No. 21 West Virginia, 27-13.
- This year's game will be the first meeting in the all-time series that will be played on a Sunday.

Games Played - in this series: 51	Series Started: 1912
Overall Record: WVU, 28-22-1	Home: 12-7-1
Last 10 meetings: VT, 7-3	Away: 9-16
	Conference Record: 11-12
	Neutral: 1-5

Date	Ranked Tech/Opp	Location	Score
Sat., Oct 1, 2005	3 / -	Morgantown, W.Va.	W, 34-17
Sat., Oct 2, 2004	- / 6	Blacksburg, Va.	W, 19-13
Wed., Oct 22, 2003	3 / -	Morgantown, W.Va. *	L, 7-28
Wed., Nov 20, 2002	13 / -	Blacksburg, Va. *	L, 18-21
Sat., Oct 6, 2001	8 / -	Morgantown, W.Va. *	W, 35-0
Thu., Oct 12, 2000	3 / -	Blacksburg, Va. *	W, 48-20
Sat., Nov 6, 1999	3 / -	Morgantown, W.Va. *	W, 22-20
Sat., Oct 31, 1998	20 / 21	Blacksburg, Va. *	W, 27-13
Sat., Oct 25, 1997	19 / 21	Morgantown, W.Va. *	L, 17-30
Sat., Nov 23, 1996	17 / 23	Blacksburg, Va. *	W, 31-14

	Tech	Opponent
Total Points	838	810
Average	16	16
Most Points Scored	48 (2000)	34 (1979)
Fewest Points Scored	0 (1983)	0 (2001)
Shutouts By	5 (2001)	6 (1983)
Largest Margin of Victory	41 (1912)	28 (1961)
Smallest Margin of Victory	2 (1999)	1 (1993)



VIRGINIA TECH VS. CURRENT BIG 12

Games Played - in this series: 7	Series Started: 1967
Overall Record: Big 12, 4-3	Home: 1-1
Away: 1-2	Neutral: 1-1

Date	Opp.	Ranked Tech/Opp	Location	Score
Thu., Jan 3, 2008	Kansas	5 / 8	Miami Gardens, Fla.	L, 21-24
Sun., Dec. 31, 1995	Texas	13 / 9	New Orleans, La.	W, 28-10
Sat., Sept. 28, 1991	Oklahoma	- / 6	Norman, Okla.	L, 17-27
Sat., Oct. 14, 1972	Oklahoma State	- / 19	Blacksburg, Va.	W, 34-32
Sat., Sept. 25, 1971	Oklahoma State	- / -	Stillwater, Okla.	L, 16-24
Sat., Oct. 5, 1968	Kansas State	- / -	Blacksburg, Va.	L, 19-34
Sat., Sept. 30, 1967	Kansas State	- / -	Manhattan, Kan.	W, 15-3

WEST VIRGINIA CONNECTIONS

- Virginia Tech cornerback coach, Brian Mitchell, also led the CBs at West Virginia from 2013-15.
- Virginia Tech's senior director of equipment services, Erik Lewis, is a native of Hurricane, West Virginia.
- Bluefield, West Virginia is the hometown of Associate Athletics Director, Sports Medicine Mike Goforth.

OKLAHOMA CONNECTIONS

- **West Virginia**
 - Head coach **Dana Holgorsen** was the offensive coordinator at Oklahoma State in 2010.
 - Offensive coordinator **Jake Spavital** is a Tulsa native who played QB at Union HS and coached at Oklahoma State and Tulsa.
 - Offensive line coach **Joe Wickline** was the Oklahoma State OL coach from 2005-13.
- **Virginia Tech**
 - Head coach **Justin Fuente** is Tulsa native began collegiate career as a QB at Oklahoma and played QB at Tulsa's Union HS.
 - Offensive line coach **Vance Vice** is a native of Bristow, Oklahoma.
 - Offensive coordinator/QBs coach **Brad Cornelsen** is a native of Texhoma, Oklahoma.
 - Wide receivers coach **Holmon Wiggins** coached at Tulsa.
 - Associate AD for Strategic Comm. **Pete Moris** is a former Assistant AD at Oklahoma.

BROADCAST INFORMATION

Television	ABC
Play-by-Play.....	Steve Levy
Analyst.....	Brian Griese
Sideline.....	Todd McShay
National Radio	Sports USA
Play-by-Play.....	John Ahlers
Analyst.....	Doug Plank
Local Radio	Virginia Tech IMG Sports
Play-by-Play.....	Jon Laaser
Analyst.....	Mike Burnop
Sideline.....	Andrew Allegretta
In Stadium Broadcast.....	105.3 FM
Digital.....	Hokie Sports & TuneIn
(VTfeed; free on downloaded apps)	

2017 SCHEDULE

DATE	OPP. (TV)	TIME/RESULT
9/3	vs. West Virginia (ABC)	7:30 PM
9/9	Delaware (ACCN)	3:30 PM
9/16	at East Carolina (CBSSN)	3:30 PM
9/23	Old Dominion	TBA
9/30	Clemson*	TBA
10/7	at Boston College*	TBA
10/21	North Carolina*	TBA
10/28	Duke*	TBA
11/4	at Miami*	TBA
11/11	at Georgia Tech*	TBA
11/18	Pitt*	TBA
11/24	at Virginia*	TBA
12/2	ACC Championship	TBA

*ACC Game

ACC STANDINGS

COASTAL	Conf.	Overall
Duke	0-0	0-0
Georgia Tech	0-0	0-0
Miami	0-0	0-0
North Carolina	0-0	0-0
Pittsburgh	0-0	0-0
Virginia	0-0	0-0
Virginia Tech	0-0	0-0

ATLANTIC	Conf.	Overall
Boston College	0-0	0-0
Clemson	0-0	0-0
Florida State	0-0	0-0
Louisville	0-0	0-0
NC State	0-0	0-0
Syracuse	0-0	0-0
Wake Forest	0-0	0-0

QUICK FACTS

Location: Blacksburg, Va.
 Founded: 1872
 Enrollment: 31,000+
 President: Dr. Tim Sands
 Director of Athletics: Whit Babcock
 Nickname: Hokies
 Colors: ... Chicago Maroon & Burnt Orange
 Stadium: . Lane Stadium/Worsham Field
 Head Coach: . Justin Fuente – 2nd season
 2016 Record: . . 10-4 (Belk Bowl Champs)

JUSTIN FUENTE

 @CoachFuente

HEAD COACH - 2ND SEASON

2016 ACC COACH OF THE YEAR



THE FUENTE FILE

Coaching Exp.: ... 17th season, 2nd at Tech
Head Coach: 6th season, 2nd at Tech
Record at Tech: 10-4
Record at Memphis: 26-23
Overall Record: 36-27
Hometown:Tulsa, Oklahoma
High School: Union (1995)
College: Murray State (1999)
Playing Exp: Oklahoma (1995-96)
 Murray State (1997-98)
Family: Wife – Jenny
 Daughters – Cecilia, Caroline, Charlotte

COACHING HISTORY

Year	School	Position
2016-	Virginia Tech	Head Coach
2012-15	Memphis	Head Coach
2009-11	TCU	Co-Offensive Coordinator/QBs
2007-08	TCU	Running Backs
2004-06	Illinois State	Offensive Coordinator/QBs
2001-03	Illinois State	Quarterbacks

BOWL GAMES/PLAYOFF COACHED (9 GAMES)

2016	Belk	Virginia Tech
2015	Birmingham*	Memphis
2014	Miami Beach	Memphis
2011	Poinsettia	TCU
2010	Rose	TCU
2009	Fiesta	TCU
2008	Poinsettia	TCU
2007	Texas	TCU
2006	FCS Playoffs	Illinois St.

*Joined VT prior to bowl game

- Fuente and his entire staff return for their second season at Virginia Tech after a remarkable debut campaign in Blacksburg.
- The consensus 2016 ACC Coach of the Year, Fuente was also named the top first-year FBS head coach in the nation by the Football Writers Association of America, sharing that honor with USC's Clay Helton.
- Tech finished the 2016 season ranked No. 16 in both the AP Poll and the Coaches Poll, marking the highest final mark for the Hokies since 2010 (No. 16 AP, No. 15 Coaches).
- Virginia Tech, Penn State, Colorado, West Virginia and Western Michigan all finished in the AP Top 25 after getting zero votes in the AP Preseason Poll.
- Tech's 10 wins were the team's most since 2011 and the most ever by a first-year Virginia Tech head coach, surpassing the previous mark of nine wins by C.P. Miles in 1905.
- Fuente led Tech to its sixth ACC Coastal Division Title and its first since 2010, sending the Hokies to the ACC Championship Game where Tech lost a narrow 42-35 decision to eventual national champion Clemson.
- The Hokies did not lose consecutive games under Fuente in 2016 as the Hokies extended the nation's longest active bowl streak with their 24th straight appearance.
- Under Fuente, the Hokies also extending their winning streak against Virginia to 13 straight games.
- Virginia Tech's 35-24 victory over Arkansas in the Belk Bowl marked the largest comeback in school history. The Hokies were down 24-0 at halftime before scoring 35 unanswered points en route to victory, making Fuente the initial coach to guide the Hokies to a bowl victory in his debut season.
- The Hokies broke 10 offensive single-season records in 2016, most notably registering school marks for points (490), total first downs (330), TD passes (31), passing yards (3,660) and yards of total offense (6,223).
- Among ACC squads, only Clemson (26.9) averaged more first downs per game than Virginia Tech (23.6) in 2016.
- The Hokies also returned to their dominant defensive ways in Fuente's debut campaign as Tech ranked second in the nation in third-down defense (27.5%), while ranking fourth among Power Five squads in tackles for loss (113.0) and fifth in opponent completion percentage (50.1).
- Virginia Tech also experienced a special teams' resurgence as the Hokies returned to its Beamer Ball roots, blocking four kicks (three FGs, one punt), while registering TDs on a punt return and a blocked FG return.

PROMINENT QB PUPILS

Paxton Lynch (Memphis): D1-2016 (26th overall), Denver – Completed 555 of 856 (64.8%) of his passes for 6,807 yards with 50 TDs and 13 INTs in 2014-15.

Andy Dalton (TCU): D2-2011 (35th overall), Cincinnati – Two-time Pro Bowler completed 63.8 percent (408 of 639) of his passes for 5,613 yards with 50 TDs and 14 INTs at TCU (2009-10). In 93 career regular season starts, has thrown for 22,214 yards with 142 TDs and 81 INTs, leading the Bengals to five playoff berths.

Casey Pachall (TCU) – Completed 66.5 percent of his throws (228 of 343) with 25 TDs and seven INTs in 2011

TAKING OVER A WINNING PROGRAM

Virginia Tech head coach Justin Fuente became the seventh head coach in FBS history to take over a program that had at least 23 consecutive winning seasons before taking the reins. Below is the complete list and the wins for the new coach in his first season.

Years	School	Prior Coaches	New Coach	Wins
36	Nebraska	Bob Devaney/Tom Osborne	Frank Solich	9
33*	Florida State	Bobby Bowden	Jimbo Fisher	10
25	Alabama	Bear Bryant	Ray Perkins	8
23	Oklahoma	Jim Mackenzie/Chuck Fairbanks/Barry Switzer	Gary Gibbs	7
23	Michigan	Bo Schembechler/Gary Moeller/Lloyd Carr	Rich Rodriguez	3
23	Florida	Six coaches during the span^	Will Muschamp	7
23	Virginia Tech	Frank Beamer	Justin Fuente	10

^ Galen Hall, Gary Darnell, Steve Spurrier, Ron Zook, Charlie Strong, Urban Meyer

* Due to NCAA sanctions, the 2006 and 2007 seasons resulted in vacated wins, but were winning seasons before the penalties.

MOST TECH COACHING WINS

• OVER FIRST TWO SEASONS

Coach	Wins	Seasons
1. B.C. Cabbage	15	1921-22
2. C.P. Miles	14	1905-06
3. Charles Bernier	13	1917-18
4. Jimmy Sharpe	12	1974-75
Henry B. Redd	12	1932-33
Branch Bocock	12	1909-10
7. Justin Fuente	10	2016-
A.F. Gustafson	10	1926-27

CAREER/ACTIVE STARTS CHART

	2016	Streak	Career
Carroll, C.	1	-	1
Chung, K.	2	-	3
Conte, A.	14	27	37
Cunningham	2	1	2
Evans, J.	14	14	14
Ford, I.	14	18	37
Gallo, E.	12	11	25
Hodges, B.	14	29	37
McLaughlin, J.	14	27	49
McMillian, T.	8	-	15
Motley, B.	-	-	6
Nijman, Y.	14	14	14
Peoples, S.	6	-	6
Pettit, C.	3	-	3
Phillips, C.	13	2	32
Rogers, S.	12	7	25
Teller, W.	12	12	30
Williams, M.	-	-	8

STARTED EVERY GAME IN 2016

• Conte, Evans, Ford, Hodges, McLaughlin and Nijman.

LONGEST ACTIVE STREAKS

- Nijman - 14
- Teller - 12
- Gallo - 11

*Italics denotes non-returning player

TOP 20 CONSECUTIVE SCORING TEAMS

- Virginia Tech has scored in **283** straight games dating back to the 1995 season.
- The streak is tied for the seventh-longest streak ever in the history of the NCAA by an FBS school & is now the fifth-longest active streak.

Rk.	School	Years	Games
1.	Michigan	1984-14	365
2.	Florida	1988-	361
	BYU	1975-03	361
4.	TCU	1992-	307
5.	Air Force	1992-	298
6.	Tennessee	1994-	285
7.	Virginia Tech	1995-	283
	Ohio State [^]	1993-16	283
9.	Texas	1980-04	282
10.	Washington State	1984-08	280
11.	Georgia	1995-	275
12.	Nebraska	1996-	271
	Washington	1981-04	271
14.	Oregon	1985-07	267
15.	Boise State	1997-	251
16.	Georgia Tech	1997-	250
17.	Texas Tech	1997-	246
18.	Colorado	1988-08	242
19.	Oklahoma	1998-	240
20.	Kansas State	1996-15	234

Bold = active streak

[^] = 13 games vacated by NCAA

OFFENSE

JACKSON JOINS NOTABLE COMPANY OF FRESHMAN QB STARTERS AT TECH

- Redshirt freshman QB Josh Jackson will take the first offensive snap the season for the Hokies on Sept. 3 vs. West Virginia. It will also be the first snap of his collegiate career.
- **Jackson will be...**
 - The first true or redshirt freshman QB to start a game for the Hokies since Tyrod Taylor vs. Ohio (9/15/07).
 - The first true or redshirt freshman QB to start a season opener for the Hokies since Michael Vick vs. James Madison (9/4/99).

CAM CLIMBS UP THE RECEIVING CHARTS

- After setting career-highs with 76 catches and 983 receiving yards as a junior, senior WR Cam Phillips is on pace to set program records in both categories.
- His junior totals in receptions and receiving yards ranks second and third, respectively, in a single season in Tech history and also finished in a tie for sixth, and fifth in the ACC.
- According to Pro Football Focus, Phillips ranks second in the nation among returning receivers with 588 yards after catch in 2016.

Career Receiving Yards

Player	Years	Yards
1. Isaiah Ford	2014-16	2,967
2. Jarrett Boykin	2008-11	2,884
3. Danny Coale	2008-11	2,658
4. Ricky Scales	1972-74	2,272
5. Antonio Freeman	1991-94	2,200
6. Cam Phillips	2014-	2,063

Career Receptions

Players	Years	Rec.
1. Isaiah Ford	2014-16	210
2. Jarrett Boykin	2008-11	184
3. Cam Phillips	2014-	165
Danny Coale	2008-11	165
5. Bucky Hodges	2014-16	133

McMILLIAN AMONG THE ACC'S TOP RETURNING RUNNING BACKS

- Redshirt junior RB Travon McMillian boasts rushing numbers that rank among the best in the ACC entering the 2017 season.
- In 2016, McMillian matched his rushing TD total of seven from his freshman campaign while also racking up three TD catches. McMillian set career-highs with 114 receiving yards and 10.4 YPC as a sophomore.

Career Rushing Yards

Player	Yards
1. Lamar Jackson, LU	2,531
2. Travon McMillian, VT	1,714
3. Shaun Wilson, DU	1,645
4. Jon Hilliman, BC	1,600
5. Mark Walton, UM	1,578

Career Rushing YPG

Player	YPG
1. Lamar Jackson, LU	101.2
2. Travon McMillian, VT	63.5
3. Mark Walton, UM	60.7
Cade Carney, WF	58.9
5. Jon Hilliman, BC	55.2

Career Rushing TDs

Player	Rec.
1. Lamar Jackson, LU	32
2. Mark Walton, UM	23
3. Jon Hilliman, BC	21
4. Travon McMillian, VT	14
5. Qadree Ollison, UP	13

WHERE'S THE BEEF? 14 OL OVER 300 POUNDS

- Of Virginia Tech's 20 offensive linemen, 14 entered fall camp weighing over 300 pounds.
- The heaviest o-lineman is also the Hokies' tallest player; redshirt senior Parker Osterloh stands at 6-foot-8 and weighs 325 pounds.
- Nine of 10 linemen on Tech's two deep depth chart weighs more than 300 pounds, with redshirt freshman center Zachariah Hoyt weighing 298 pounds.

STRONG SIDE = LEFT SIDE OF THE OFFENSIVE LINE

- The most experienced players on the offensive side of the ball for the Hokies is the left side of the offensive line where junior Yosuah Nijman enters the year with 14 starts at left tackle and redshirt senior Wyatt Teller enters with 30 at left guard.
- Nijman is the lone offensive returner that started in every game in 2016. He was one of six offensive players to start in all 14 games.
- Teller's 30 career starts are the second-most on the offense behind senior WR Cam Phillips.

OFFENSIVE RECORD BOOK REWRITTEN IN FIRST SEASON UNDER FUENTE

- Virginia Tech's offensive record book saw nine all-time marks go down in the first season under head coach Justin Fuente and offensive coordinator/QBs coach Brad Cornelison in 2016.

Single-Season Team Records	Prior	Season
Category	Current	Top Mark
Passing Att.	449	Second
Passing Comp.	279	First
Completion Pct.	62.1%	First
Passing Yards	3,660	First
Total Offense	6,223	First
Total Plays	1,087	First
Passing TDs	31	First
Total TDs	61	T-First
Total Points	490	First
First Downs	330	First
Passing First Downs	172	First

DEFENSE

#LPD ENJOYS RESURGENT 2016

• Defensive coordinator Bud Foster's Lunch Pail Defense returned to its rightful place among the top defenses in the nation last season. The Hokies finished in the top 15 nationally in four categories:

2016 Top 15 FBS Defense Rankings

- 3. Third Down Defense - 27.5%
- 5. Completion Pct. - 50.1%
- T7. Tackles For Loss - 113.0
- 14. Pass Efficiency - 111.1

STROMAN LEADS THE REAL #DBU

- Greg Stroman solidified himself as one of the top corners in the ACC last season, leading the conference with 1.3 passes defensed per game.
- He registered a pass defensed 42.4 percent of the time he was targeted, which led all ACC CBs.
- He also led all ACC CBs by permitting a league-low 30.3 reception percentage when targeted.

THE LUNCH PAIL D

*BUD FOSTER'S DEFENSE BY THE NUMBERS

- 93-1 when holding foes to 10 points or fewer
- 68 defensive TDs
- 48 different Hokies have scored defensive TDs
- 41 players selected in NFL Draft
- 42 games with three or more INTs
- 31 shutouts
- 9 players drafted in first or second rounds
- 3 players earned Super Bowl rings – LB Cornell Brown, S Pierson Pringle, S Kam Chancellor
- 3 Pro Bowlers – S Kam Chancellor, CB Brandon Flowers, CB DeAngelo Hall

RETURNING LB DUOS THAT HAD 100+ TACKLES EACH IN 2016 -- Courtesy of Art Chase, Duke Athletics

Rk. School – LBs (2016 Cl./TKL) = Total TKL

1. TCU – Travin Howard (Jr/130) & Ty Summers (So/121) = 251
2. Texas State – Bryan London (Fr/141) & Gabe Loyd (Jr/102) = 243
3. North Carolina – Cole Holcomb (So/115) & Andre Smith (So/113) = 228
4. Buffalo – Khalil Hodge (So/123) & Ishmael Hargrove (Jr/103) = 226
5. Virginia Tech – Andrew Motuapuaka (Jr/114) & Tremaine Edmunds (So/106) = 220

MOTUAPUAKA AND STROMAN ARE IN RARE COMPANY

• LB Andrew Motuapuaka and CB Greg Stroman have each scored three-plus defensive or special teams TDs in their Tech careers.

- Below is where they rank since 1987.

 1. DeAngelo Hall 7 (5 PR/1 FR/ 1 INT)
 2. Macho Harris 5 (4 INT/1 KOR)
 3. Andrew Motuapuaka 4 (1 INT/3 FR)
André Davis 4 (4 PR)
 5. Greg Stroman 3 (1 FR/2 PR)
tied with five others

EDMUNDS BROS ANCHOR THE #LPD

- Of all the combinations of brothers that have come through Blacksburg, perhaps no set of brothers have had an impact quite like the Edmunds', Terrell and Tremaine.
- **Terrell** was a consensus Honorable Mention All-ACC pick as a redshirt sophomore after tying for fourth in the conference with four interceptions and finishing with 89 total tackles. He made the move from rover to free safety in the spring.
- **Tremaine** earned multiple accolades this offseason, including Preseason All-ACC and Preseason Second-Team All-America honors by Sports Illustrated, after a breakout 2016 season that saw him finish with 106 tackles, 18.5 TFL and 4.5 sacks.

LONGEST TENURED FBS ASSISTANTS

ACTIVE and CONTINUOUS

- Entering the 2017 season, only seven assistant coaches in the country have been at their schools since 1996, and Virginia Tech has two of them.

 1. ***Bud Foster (1987), Virginia Tech**
 2. Jerry Brown (1993), Northwestern
 3. Odell Haggins (1994), Florida State
 - Mo Latimore (1994), Kansas State
 5. **Charley Wiles (1996), Virginia Tech**
 - Andy Hill (1996), Missouri
 - Dale Pehrson (1996), Navy

* - Tech's Foster, who became the Hokies' co-defensive coordinator in 1995, is also the nation's longest-tenured DC.

via of CoachingSearch.com's Chris Vannini

CAREER/ACTIVE STARTS CHART

	2016	Streak	Career
Alexander, A.	5	5	13
Baron, W.	14	14	22
Clark, C.	14	37	40
Edmunds, Te.	13	4	21
Edmunds, Tr.	14	15	16
Ekanem, K.	13	7	39
Facyson, B.	14	14	36
Greene, D.	-	-	1
Hill, T.	1	-	1
Huelskamp, S.	-	-	2
Mihota, V.	13	-	14
Motuapuaka, A.	14	23	29
Reynolds, M.	13	-	14
Shegog, A.	2	1	7
Stroman, G.	9	-	15
Walker, R.	6	1	6
Williams, N.	9	3	19

STARTED EVERY GAME IN 2016

- Baron, Clark, Tr. Edmunds, Facyson, Motuapuaka

LONGEST ACTIVE STREAKS

- Motuapuaka - 23
- Edmunds, Tr. - 15

*Italics denotes non-returning player

#LPD = TDs

• 1987 - PRESENT

90 Total TDs scored by the defense

- 58 pass interceptions
last Andrew Motuapuaka (18 yds) vs. Furman (9/12/15)
- 30 fumble returns
last Andrew Motuapuaka (70 yds) vs. Virginia (11/26/16)
- 2 fumble recoveries
last Carl Bradley (in End Zone) at Rutgers (8/30/97)
- 11 total safeties by the defense
last vs. East Carolina (9/24/16)

TECH AMONG FBS LEADERS

• 1996 – PRESENT

Rank	Category	No.
1st	Sacks	781.0
1st	Sack Yards	-5,377
1st	Interceptions	361
1st	INT Pct.	4.5
1st	Third-Down Pct.	31.4
1st	Completion Pct.	50.5
2nd	Pass Defense	188.4 ypg
2nd	INT Return TDs	44
2nd	Passer Rating	106.3
2nd	Takeaways	577
3rd	TD/INT Ratio	0.77
3rd	Total Defense	305.0 ypg
6th	Rush Defense	116.6 ypg

- **Why 1996?** Bud Foster took over full-time duties as defensive coordinator in 1996. Since then, he has developed one of the top defenses in college football.

LUNCH PAIL D



- The famed Virginia Tech Lunch Pail has come to symbolize the blue-collar approach of the Hokies' defense under longtime defensive coordinator Bud Foster.
- In 1995, Foster served as co-defensive coordinator with Rod Sharpless, whose mother-in-law found the original Lunch Pail in Mercerville, New Jersey. The pail once belonged to a coal miner and after a record-setting defensive season, the Lunch Pail became an iconic part of Hokies' lore.
- The Pail travels wherever the Hokies go and its care is only entrusted to a defensive leader.
- Before the start of every season, a signed mission statement from the defense is placed in The Pail. Then every week, unit goals, team goals and keys to success are placed in The Pail, plus the turf from any road victories.
- Since 2007, The Pail has also contained the names of the 32 fallen Hokies taken in the April 16 tragedy.
- Corey Moore – whose jersey No. 56 is retired by Tech – is the only player who has ever earned lifetime possession of an incarnation of The Pail from Foster.

CAREER/ACTIVE STARTS CHART

	2016	Streak	Career
<i>Bynum (H)</i>	14	14	14
<i>Ludwig (P)</i>	14	14	14
Slye, J. (K)	14	40	40
Taylor, C. (LS)	14	16	16

STARTED EVERY GAME IN 2016

- *Bynum*
- *Ludwig*
- Slye
- Taylor

LONGEST ACTIVE STREAKS

- Slye: 40

*Italics denotes non-returning player

SPECIAL TEAM SCORES

- 1987 - PRESENT

57 Total TDs scored by special teams

- **21 punt returns**
last Greg Stroman (87 yds) vs. East Carolina (9/24/16)
- **20 blocked punts**
last Anthony Shegog (19 yds) at Purdue (9/19/15)
- **9 kickoff returns**
last Demitri Knowles (93 yds) at North Carolina (10/6/12)
- **5 blocked field goals**
last Adonis Alexander (75 yds) at Duke (11/5/16)
- **1 fumble recovery**
last Tee Butler (in End Zone) vs. Syracuse (10/16/99)
- **1 fumble return**
last Andrew Motuapuaka (on KO) vs. Western Michigan (9/27/14)
- **11 total safeties on special teams**
last vs. Liberty (9/31/16)

BLOCK PARTY

- Over the past 30 seasons, Tech special teams have blocked **68** punts, **44** field goal attempts and 28 point-after attempts for a total of 140 in 375 games - approx. **1** every **2.68** games.
 - Tech blocked **3** FGAs in 2016, the most since the team blocked three during the 2004 season.
 - The **4** total blocks in 2016 (includes a punt) marked the most since 2008, when the Hokies had five blocks which included 2 PATs, 2 FGAs and 1 punt.
 - In Tech's win vs. East Carolina (9/24), the Hokies blocked both a FGA and a punt, which had last happened vs. Marshall (9/21/13).
 - Credited with the block on the 26-yard FGA was DT Tim Settle, while WR Cam Phillips was the player who blocked the punt.
 - At Syracuse (10/15), Vinny Mihota blocked a 53-yard FGA in the second quarter for the Hokies' second blocked FGA this season.
 - Greg Stroman notched the 30-yard FGA block at Duke (11/5) that was returned for a TD by Adonis Alexander.

SPECIAL TEAMS

BEAMER'S RETIRED NO. 25 MAKES A RETURN TO THE FIELD

- Head coach Justin Fuente and the Hokies paid homage to Frank Beamer and Virginia Tech's legacy of excellence on special teams last season by selecting a special teams player of the week who will wear No. 25.
- With Coach Beamer's blessing, his retired No. 25 was worn by a player who exemplified the role special teams played during Virginia Tech's rise to national prominence.
- "I'm so very humbled by this thoughtful gesture by Coach Fuente," Beamer said. "I'm grateful that he reached out for my blessing to use the number 25 in this way.
- Senior LB will wear No. 25 in Virginia Tech's season opener vs. West Virginia at FedExField.
- The Stafford, Va., native had tremendous final game of 2016 in the Belk Bowl vs. Arkansas (12/29/16) where had six tackles, a sack, an INT and a forced fumble.
- Sunday marks Shegog's second time wearing Beamer's No. 25 after donning the jersey vs. Miami (10/20/16).

2017 "25" Game By Game

Opponent	Honoree
West Virginia	LB Anthony Shegog
Delaware	
ECU	
ODU	
Clemson	
B. College	
UNC	
Duke	
Miami	
Ga. Tech	
Pitt	
Virginia	

STROMAN CLIMBING CHARTS FOR PUNT RETURNERS

- Stroman is third all-time in the school's record book for career punt returns with 92 and his 711 return yards rank him eighth.
- In Tech's history, only two men have ever returned more than 100 punts, John Ludlow (136, 1979-82) and Eddie Royal (111, 2004-07), while Royal is the only man to go over 900 yards in punt returns - finishing his career with 1,296 punt return yards.

Tech Career Punt Returns

Name	Years	Ret.
1. John Ludlow	1979-82	136
2. Eddie Royal	2004-07	111
3. Greg Stroman	2014-	92

Tech Career Punt Return Yards

Name	Years	Yds
8. Angelo Harrison	1995-98	713
9. Greg Stroman	2014-	711
10. Antonio Freeman	1991-94	652

SLYE'S SIX FGS, 21 POINTS PUTS HIM IN ACC, SCHOOL RECORD BOOKS

- In the Hokies' win at Pittsburgh (10/27/16), K Joey Slye connected on a career-high six FG attempts and also made three extra points, giving him 21 points in the 39-36 victory.
- The 21 points broke the school record for most points in a game by kicking set by Mickey Thomas with 18 vs. Vanderbilt (11/4/89).
- The six FGs made tied a single game record for makes at Tech - set by Thomas with six in that Vanderbilt game - and in the ACC - now done five times. The last player to do it was Clemson's Richard Jackson vs. Boston College (9/19/09).

SLYE BREAKS TWO SINGLE-SEASON SCHOOL RECORDS WITH BELK PERFORMANCE

- Slye made 58 extra-point attempts in 2016, setting the single-season school record previously held by both Shayne Graham (1999) and Carter Warley (2000) with 56.
- His five points in the Belk Bowl win over Arkansas gave him 118 points for the season, the most ever in a single season at the school by a kicker previously held by Chris Hazley (116, 2010).
- It was the fifth most points scored in a single season, and most since Ryan Williams (132, 2009).

SLYE MOVING UP ALL-TIME SCHOOLS LISTS IN FIELD GOALS MADE AND SCORING

- Slye is second all-time in FGs made in a career, five behind the top spot held by Shayne Graham.
- On Tech's all-time scoring list, Slye is third with 321 points and second among kickers.

Tech Career FG Leaders

Name	Years	FGs
1. Shayne Graham	1996-99	68
2. Joey Slye	2014-	63
3. Brandon Pace	2003-06	58

Tech Career Scoring Leaders

Name, pos.	Years	Pts
1. Shayne Graham, K	1996-99	371
2. Lee Suggs, RB	1999-02	336
3. Joey Slye, K	2014-	321

OSCAR BRADBURN: THE PUNTER FROM DOWN UNDER

- Freshman P Oscar Bradburn looks to give Beamer Ball some Australian flavor as he enters his first season in Blacksburg.
- A native of Sydney, Bradburn played Australian Rules Football for Sydney Swans Academy and trained at ProKick Australia, a facility in Melbourne that produced two of the three finalists for the 2016 Ray Guy Award.
- Tech's special teams and tight ends coach James Shibest, Bradburn's primary recruiter, is no stranger to working with Australian punters. While serving as special teams coach under Justin Fuente at Memphis, Shibest coached 2013 Ray Guy Award winner and Geelong, Australia native Tom Hornsey.

BEAMER TO SERVE AS HONORARY CAPTAIN VS. WVU

- Frank Beamer and Don Nehlen - two of the most decorated and accomplished coaches in college football history - will serve as honorary captains for their respective schools as Virginia Tech and West Virginia renew their rivalry at FedExField on Sept. 3.
- Beamer was the winningest active coach in FBS history at the time of his retirement in 2015, having tallied an impressive career record of 238-121-2 at Virginia Tech.
- Beamer and Nehlen faced off 14 times in their careers between 1987 and 2000. Beamer was the victor in nine of those contests.

OFF THE FIELD

Teams Under Fuente.....2016.....Career

Home	5-1	20-11
Road	4-1	14-14
Neutral	1-2	2-2
Grass	9-1	13-5
Artificial Turf.....	1-3	23-22
Won Coin Toss.....	3-3	15-15
Lost Coin Toss.....	7-1	21-12

Fuente Teams' Record When ...

Leading after the 1st quarter.....	6-1	22-10
Trailing after the 1st quarter.....	2-3	11-16
Tied after the 1st quarter.....	2-0	3-1
Leading at halftime.....	8-0	28-4
Trailing at halftime	2-4	7-21
Tied at halftime	0-0	1-2
Leading after 3rd quarter	8-0	32-2
Trailing after 3rd quarter	2-4	3-23
Tied after 3rd quarter	0-0	1-2
Leading with less than 2:00 to play.....	10-0	33-2
Trailing with less than 2:00 to play	0-4	1-24
Tied with less than 2:00 to play.....	0-0	2-1
Scores first	8-1	21-11
Opponent scores first	2-3	13-16
Scores 20+ points	10-3	34-14
Opponent scores 20+ points.....	4-4	12-25
Holds opponent to 20 points or less	6-0	24-2
Game is decided by 3 points or less	3-0	5-3
Game is decided by 10 points or less..	0-2	6-12

Fuente Teams' Record When ...

Less than 150 yards rushing.....	0-2	5-20
150+ yards rushing.....	10-2	31-7
200+ yards passing.....	7-4	21-15
300+ yards passing.....	1-2	10-5
300+ yards total offense.....	6-3	27-16
400+ yards total offense.....	7-3	24-7
500+ yards total offense.....	3-0	13-0
70+ total plays	7-4	23-16
80+ total plays	3-1	14-5

Fuente Teams' Record When ...

Allowing less than 150 yards rushing ...	7-0	28-12
150+ yards rushing.....	2-4	7-15
200+ yards passing.....	4-2	13-19
300+ yards passing.....	2-1	9-10
300+ yards total offense.....	5-4	18-24
400+ yards total offense.....	3-2	9-13
500+ yards total offense.....	1-1	5-6
70+ total plays	3-3	15-19
80+ total plays	1-1	9-6

Fuente Teams' Record When ...

Committing fewer turnovers	7-0	22-7
Committing more turnovers	1-4	5-17
Turnovers are the same	2-0	9-3
Having fewer penalty yards.....	8-1	20-7
Having more penalty yards	2-2	16-19
Penalty yards are even.....	0-1	0-1
Leading time of possession.....	9-1	24-10
Trailing time of possession.....	1-3	12-17

Fuente Teams' High & Low Water Marks ...

Largest halftime lead.....	38	56
Largest halftime deficit.....	24	28
Highest number of plays	89	97
Lowest number of plays	68	48
Opponent highest number of plays	100	100
Opponent lowest number of plays.....	55	50
Warmest Game Temperature.....	84°	94°
Coldest Game Temperature.....	37°	37°

Fuente Teams' For ...

Day Games.....	7-2	19-13
Night Games (5 p.m. kickoff or later)....	3-2	17-14
Games with temperature 49 or below ..	2-0	5-3
Games with temperatures in 50s.....	2-1	6-6
Games with temperatures in 60s.....	2-1	9-5
Games with temperatures in 70s.....	4-1	10-6
Games with temperatures in 80s.....	0-1	5-4
Games with temperatures in 90s.....	0-0	1-3

7 VIRGINIA TECH SENIORS EARN DEGREES IN SPRING 2017

• Seven Hokies have already earned their undergraduate degrees:

No.	Player, Pos.	Major
61	Kyle Chung, OL	Sociology
89	James Clark, WR	Finance (Ohio State); enrolled in Education, Curriculum and Instruction Master's program
31	Brandon Facyson, CB	Biology and Sociology
56	Sean Huelskamp, LB	Finance
67	Parker Osterloh, T	Environmental Sciences; enrolled in Natural Resources Master's program
24	Anthony Shegog, LB	Sociology
87	Colton Taylor, LS	Human Development

4 HOKIES GET SELECTED IN THE 2017 NFL DRAFT

• The Hokies saw four players picked in the 2017 NFL Draft on May 1 in Philadelphia and five others sign free agent contracts.
 • Virginia Tech has had a player selected in the NFL Draft every year since 1994.
 • S Chuck Clark carried the flag for DBU as he became the 24th Tech DB to get selected since 1997. Clark is also Bud Foster's 41st NFL Draft pick.

Year	Name	Position	Round	Pick	Overall	Team
2017	Chuck Clark	DB	6	2	186	Baltimore
2017	Bucky Hodges	TE	6	17	201	Minnesota
2017	Sam Rogers	RB	6	22	206	Los Angeles Rams
2017	Isaiah Ford	WR	7	19	237	Miami
2017	Woody Baron	DT	FA			Dallas
2017	Trey Edmunds*	RB	FA			Kansas City
2017	Ken Ekanem	DE	FA			Denver
2017	Jon McLaughlin	OL	FA			Arizona
2017	Nigel Williams	DT	FA			Buffalo

*Concluded college career at Maryland; now with New Orleans

THE DRIVE FOR 25

• On Dec. 12, 2016, the Virginia Tech Athletics Department announced the launching of a campaign entitled "Drive for 25," with the department seeking to increase membership in the Virginia Tech Athletic Fund (aka the "Hokie Club") to 25,000 members. That would make the Hokie Club the largest athletics fundraising group in the ACC.
 • The impetus behind the Drive for 25 is to raise the financial resources needed to provide Virginia Tech student-athletes with the opportunities to continue their success in the classroom, in competition and in the community.
 • The Hokie Club's primary role in providing opportunities for student-athletes comes through the raising of money for scholarships, but tuition, fees and cost of attendance increases continue to climb. The department projects the scholarship bill for 2016-17 to be around \$14.4 million, and the Hokie Club raised \$11.5 million for scholarships last year.
 • Legendary head football coach Frank Beamer, who retired at the conclusion of the 2016 season, will be the spokesperson for the campaign. Beamer is a longtime member of the Hokie Club and has contributed extensively to both athletics and academics at the university over three decades.



VIRGINIA TECH CELEBRATES 125 YEARS OF FOOTBALL

• The 2017 football season will mark the 125th year of Virginia Tech Football, with the first game being played on October 21, 1892.



• The Hokies are 729-461-46 all-time, have played in six different venues, have won 11 conference championships, have produced 44 All-Americans, 151 NFL Draft picks, 11 first-rounders and two No. 1 overall selections (Bruce Smith and Michael Vick).
 • Virginia Tech has produced new in-game features showcasing fans and former student-athletes' favorite games and memories. Virginia Tech will also be recognizing a group of former student-athletes at each home game.

2017 PRESEASON HONORS

<p>HC Justin Fuente Bobby Dodd Trophy Watch List</p> <p>LB Tremaine Edmunds Athlon Sports Preseason All-America 3rd Team Brednarik Award Watch List Nagurski Trophy Watch List Butkus Award Watch List All-ACC Preseason Football Team Sports Illustrated Preseason Second Team All-American</p> <p>DT Tim Settle Piesman Trophy Watch List</p> <p>K Joey Slye Wuerffel Trophy Watch List</p>	<p>All-State Good Works Team Groza Award Watch List</p> <p>CB Greg Stroman Athlon Sports Preseason All-America 2nd Team Jim Thorpe Award Watch List Hornung Award Watch List</p> <p>WR Cam Phillips Biletnikoff Award Watch List All-ACC Preseason Football Team</p> <p>OL Wyatt Teller All-ACC Preseason Football Team</p>
---	--

17 FOOTBALL GAME NOTES

LAST MEETING



(3) VIRGINIA TECH 34
WEST VIRGINIA 17

MILAN PUSKAR STADIUM • MORGANTOWN, W.VA. • OCTOBER 1, 2005 • ATTENDANCE: 60,193

MORGANTOWN, W.Va. -- Marcus Vick threw for two touchdowns and ran for another and No. 3 Virginia Tech converted two West Virginia turnovers into scores to beat the Mountaineers 34-17 on Saturday in the finale of a 33-year series between the former Big East rivals.

Vick, facing the Mountaineers for the first time, ran for a season-high 74 yards and was 15-of-17 passing for 177 yards.

The Hokies avoided the many turnovers and penalties they had in 2003 when they also were ranked third and were beaten 28-7, the highest-ranked opponent West Virginia had ever defeated. The celebration of the win was marred when more than 100 fires were set after that midweek game in Morgantown.

The schools have met every year since 1973 but Tech's move to the Atlantic Coast Conference last year and the subsequent addition of other teams to the Big East made it more difficult for the two schools to schedule each other.

This time, Virginia Tech (5-0) gave the sellout crowd little reason to celebrate. The Hokies never trailed and kept the Mountaineers offense off the field for most of the second half.

Vick efficiently guided long scoring drives on Virginia Tech's first two possessions after halftime. His 23-yard scramble set up Cedric Humes' 4-yard TD run early in the fourth quarter for the final margin.

West Virginia (4-1) failed to score a second-half touchdown for the second straight game and the third time this season.

SCORING

(3) VIRGINIA TECH	10	14	3	7	-	34
VIRGINIA	0	14	3	0	-	17

VT (07:58 - 1st) - Marcus Vick 10 yd Rush (Brandon Pace Kick)

VT (01:50 - 1st) - Brandon Pace 35 yd Field Goal

WVU (11:20 - 2nd) - VILLAGRANA, Mic 2 yd Pass From WHITE, Pat (MCAFEE, Pat Kick)

VT (07:42 - 2nd) - Jeff King 9 yd Pass From Marcus Vick (Brandon Pace Kick)

WVU (05:42 - 2nd) - JALLOH, Dorrell 46 yd Pass From WHITE, Pat (MCAFEE, Pat Kick)

VT (02:16 - 2nd) - Eddie Royal 15 yd Pass From Marcus Vick (Brandon Pace Kick)

VT (09:31 - 3rd) - Brandon Pace 41 yd Field Goal

WVU (03:33 - 3rd) - MCAFEE, Pat 21 yd Field Goal

VT (13:02 - 4th) - Cedric Humes 4 yd Rush (Brandon Pace Kick)

TEAM STATS VT WVU

First downs	23	11
Rushing yds.	53-214	34-150
Passing yds.	177	103
Return yds.	53	65
Passes	15-17-0	11-14-0
Punts-avg.	3-35.7	5-42.6
Fumbles-lost	2-0	3-2
Penalties-yds.	2-10	7-55
Time of poss.	37:21	22:39

INDIVIDUAL STATS

Rushing — Virginia Tech, Humes 22-79, Vick 12-74, Imoh 13-31, Royal 2-20, Ore 1-10, Bell 1-4, Team 2-(-4). West Virginia, Slaton 11-90, White 11-44, Gwaltney 5-12, Williams 1-3, Schmitt 2-2, Colson 1-2, Bednarik 3-(-3).

Passing — Virginia Tech, Vick 15-17-177-0. West Virginia, White 9-11-85-2, Bednarik 2-3-18-0.

Receiving — Virginia Tech, Royal 6-71, Clowney 3-47, King 2-29, Harper 2-18, Gilchrist 1-9, Imoh 1-3. West Virginia, Reynaud 3-21, Slaton 2-12, Myles 2-10, Jalloh 1-46, Colson 1-11, Villagrana 1-2, Bruce 1-1.

FOOTBALL HISTORY

All-Time Tech Record (1892- ; 124 seasons)

Overall 729*-461-46

Conference 239-167-21

In Blacksburg 375-112-13

Behind Lane Hall (1892) 1-0-0

Sheib Field (1894-1901) 13-1-0

Gibboney Field (1902-08) 19-2-0

Miles Field (1909-25) 60-3-3

Miles Stadium (1926-64) 67-25-4

Lane Stadium (1965-; 53rd season) . . 215-81-6

On the road 201-217-14

Neutral sites 152-132-19

Televised games 209-102

Overtime games 6-6

When ranked 157-55-1

Opponent ranked 52-88-1

Both teams ranked 34-26

VT ranked higher 22-11

Opponent ranked higher 12-15

* - includes forfeit by Temple during 1986 season

	Tech	Opp.
Total points scored (Ave.)	25,431 (21)	17,744 (14)
Most Points Scored	99 (1919).....77 (1973)	
Shutouts By (last)	247 (2016).....144 (1995)	
Largest Margin of Victory	99 (1919).....71 (1973)	
Smallest Margin of Victory	1 (2014).....1 (2004)	

TECH IN OVERTIME (6-6)

Date	Opp.	Tech	Opp	Result	In
9/19/98	at Miami	27	20	W	OT
11/9/02	at Syracuse	42	50	L	3OT
11/15/03	at Temple	24	23	W	OT
1/3/12	vs. Michigan	20	23	L	OT
9/3/12	Ga. Tech	20	17	W	OT
11/17/12	at BC	30	23	W	OT
12/28/12	vs. Rutgers	13	10	W	OT
9/21/13	Marshall	29	21	W	3OT
11/16/13	Maryland	24	27	L	OT
11/22/14	at WF	3	6	L	2OT
10/24/15	Duke	43	45	L	4OT
11/21/15	UNC	27	30	L	OT

POWER 5 LEADERS

MOST WINS

1996-Present

1. Ohio State 217
2. Florida State 205
3. Oklahoma 200
4. Virginia Tech 195
5. Alabama 194

MOST 10-WIN SEASONS

1999-Present

1. Oklahoma 14
2. Virginia Tech 12
3. Ohio State 12
4. TCU 11
5. Alabama 11

HOKIES ON CURRENT NFL ROSTERS - 24

DE	Woody Baron	Dallas
T	Nick Becton	Detroit
T	Duane Brown (DNR)	Houston
S	Kam Chancellor	Seattle
S	Chuck Clark	Baltimore
RB	Trey Edmunds	New Orleans
LB	Ken Ekanem	Denver
S	Antone Exum Jr.	Minnesota
WR	Isaiah Ford (IR)	Miami
WR	Corey Fuller	New Orleans
CB	Kyle Fuller	Chicago
CB	Kendall Fuller	Washington
T	Laurence Gibson	Houston
S	DeAngelo Hall (PUP)	Washington
TE	Bucky Hodges	Minnesota
TE	Ryan Malleck	Baltimore
T	Johnathan McLaughlin	Arizona
LB	Dadi Nicolas	Kansas City
OL	Vinston Painter	Washington
FB	Sam Rogers	Los Angeles
DE	Darryl Tapp	New Orleans
QB	Tyrod Taylor	Buffalo
TE	Logan Thomas	Buffalo
DT	Nigel Williams	Buffalo

*As of Aug. 26, 2017
 IR - Injured Reserve
 PS - Practice Squad
 PUP - Reserve/Physically unable to perform
 DNR - Did Not Report



Antone Exum Jr. (L) and Kam Chancellor



L to R - Logan Thomas, Bucky Hodges, Nigel Williams, Tyrod Taylor; Front - Antone Exum Jr.

TWO-TIME NFL COACH OF THE YEAR

Bruce Arians took a long and winding path before finally becoming an NFL head coach. This former Tech quarterback has a penchant for getting the best out of passers at the pro level with his notable pupils including Super Bowl champions Peyton Manning and Ben Roethlisberger, as well as the likes of Carson Palmer and Andrew Luck.

BRUCE ARIANS

Quarterback – Virginia Tech (1972-74)

Head Coach – Arizona Cardinals (2013-present)

- Associated Press NFL Coach of the Year – Indianapolis Colts (2012)
- Associated Press NFL Coach of the Year – Arizona Cardinals (2014)




Bruce Arians pictured (above) as a Virginia Tech quarterback, and most recently as head coach of the Arizona Cardinals, proudly sporting his Hokies' swag.

OTHER HOKIES IN NFL ROLES

Malcolm Blaken	Washington	Director of Player Development
Eugene Chung	Philadelphia	Assistant O-Line/Tight Ends/Run Game
Keith Gray	Philadelphia	Assistant Strength & Conditioning
Torrian Gray	Washington	Defensive Backs
Chad Grimm	Washington	Outside Linebackers
Jeff King	Chicago	Pro Scout
Anthony Midget	Houston	Assistant Secondary
Chris Peduzzi	Philadelphia	Head Athletic Trainer
Nick Rapone	Arizona	Defensive Backs
Johnny Shelton	Baltimore	Team Chaplain
Nick Sorensen	Seattle	Asst. Special Teams/Asst. DBs

LANE STADIUM

A TRUE HOMEFIELD ADVANTAGE



NO. 1

Best Homefield Advantage in College Football (Rivals.com)

Lane Stadium doesn't blow people away by the brute strength of a massive stadium, but with knowledgeable fans that always reach a frenzied pitch at the right time, the Hokies make the most of their numbers.

Every good stadium has at least one end designed for deafening noise levels, and the enclosed South End Zone at Lane Stadium fits the bill perfectly. Holding more than 11,000 screaming Virginia Tech fans, the section amplifies noise and renders audibles useless. That's not to mention the isolation factor. With the nearest major airport nearly 45 minutes away, opponents' fans are never out in force at Lane Stadium.

NO. 2

Best College Football Town in America (USA Today Survey)

NO. 2

Scariest Venue for Opposing Teams (ESPN the Magazine)

The two loudest places I've ever seen a game are Lane Stadium and the Orange Bowl, but the Hokies' home crowd is a lot more consistent. The whole place rocks when they crank up "Enter Sandman." I remember watching a decent BC team go there on a Thursday night and completely melt down.

NO. 2

Best Entrances in College Football (Sports Illustrated)

This entrance is one of the purest slices of Americana you will ever experience.

NO. 6

College Football Stadium & Tailgate Fans Should Visit Before They Die (Bleacher Report)

NO. 7

Loudest College Football Stadium (Bleacher Report)

LANE STADIUM

FAST FACTS

Capacity..... 66,233
 Seasons.....53rd in 2017
 Inaugural Season..... 1965
 Construction Began..... April 1964
 New Press Box/West Side Completed.....2006
 South End Zone Expansion Completed..... 2002
 Longest Tech Win Streak..... 16 games
 (9/4/99 – 10/13/01)
 Elevation Above Sea Level.....2,057 feet

LANE STADIUM - HOME OF THE HOKIES

Rising high into the mountainous sky of the New River Valley, Virginia Tech's Lane Stadium enters its 53rd year of football competition in 2017. The Tech football team has enjoyed over two decades of success, going to 24 straight bowl games and winning 10 or more games eight straight seasons from 2004-11. A big part of that success is the home-field advantage the Hokies enjoy at Lane Stadium/Worsham Field.

Sitting at roughly 2,057 feet above sea level, the stadium is the second-highest among all FBS schools in the eastern United States, trailing only Appalachian State (3,300). Completed in 1965, Lane Stadium/Worsham Field has gone through numerous changes, renovations and additions. But through it all, it has always been regarded as one of the finest places to watch – and toughest places for opponents to play – a college football game.

THE HOKIE STONE

Before each home football game, Virginia Tech football players and coaching staff enter Lane Stadium through a tunnel. On the stadium-side entrance to Worsham Field, they pass beneath a Hokie Stone, which they touch for good luck and is flanked by these words: "For those who have passed. For those to come ... Reach for Excellence."

ENTER SANDMAN

The history behind Virginia Tech's use of Metallica's "Enter Sandman" started during the 2000 season. That summer, Tech added a new scoreboard to Lane Stadium and the athletics marketing team decided to use the song for an entrance video. The group considered "Welcome to the Jungle" by Guns N' Roses and "Sirius" by the Alan Parsons Project before settling on "Enter Sandman." As the song played on one chilly evening prior to team's entrance, members of the Marching Virginians began to jump up and down in rhythm in an effort to stay warm. The Lane Stadium crowd followed suit and the jumping hasn't stopped since.

MILESTONE GAMES

	DATE	OPPONENT	RESULT
Inaugural Game & Win	10/2/65	William & Mary	W 9-7
First Televised Game	10/29/66	Florida State	W 23-21
First Night Game	11/25/82	Virginia	W 21-14
First Win Under Beamer	10/3/87	Navy	W 31-11
First ESPN Game	11/24/90	Virginia	W 38-13
Worsham Field Dedicated	9/5/92	James Madison	W 49-10
First BIG EAST Game	9/26/92	West Virginia	L 16-7
First BIG EAST Win	10/16/93	Temple	W 55-7
100th Win	9/22/94	West Virginia	W 34-6
First Thursday Night Game	9/22/94	West Virginia	W 34-6
Program's 1,000th Game	9/4/99	James Madison	W 47-0
First College Gameday Appearance	10/16/99	Syracuse	W 62-0
First ACC Game & Win	9/18/04	Duke	W 41-17
200th Win	10/13/12	Duke	W 41-20
Beamer's Final Home Win	10/9/15	N.C. State	W 28-13
Beamer's Final Home Game	11/21/15	North Carolina	L 30-27 OT
300th Game	11/20/16	Miami	W, 37-16
First Win Under Fuente	9/3/17	Liberty	W, 36-13

VIRGINIA TECH INDOOR PRACTICE FACILITY



2 737 jets can fit inside the building (nose to tail)



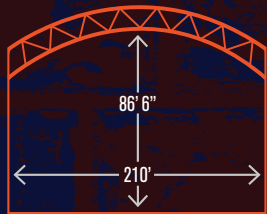
26,500 Square feet of glass and translucent panels, which is just over half an acre



11,213 Square feet of Hokie Stone on the facade

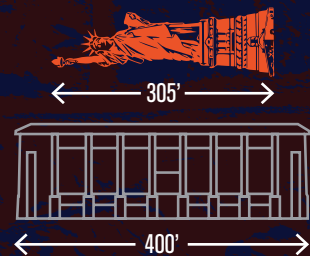
1,200 Tons of specially engineered steel were utilized

Over 86 feet from the field to the bottom of the truss — a must for the kicking game!



86 feet 6 inches

The Statue of Liberty could easily fit inside the facility




7,905,108 Cubic feet of space, enough room to fill

89 OLYMPIC POOLS

60,000 Square feet of precast concrete panels with the majority of weighing over

18 TONS



Porticoes feature the same values as the eight pylons of Virginia Tech's War Memorial: Brotherhood, Honor, Leadership, Sacrifice, Service, Loyalty, Duty and Ut Prosim

2017 VIRGINIA TECH FOOTBALL ROSTERS

#	NAME	POS	#	NAME	VL	POS	HT	WT	YR	HOMETOWN	HS/LAST SCHOOL
2	Hendon Hooker	QB	36	Adonis Alexander	2	CB	6' 3"	197	Jr.	Charlotte, N.C.	Independence
2	Tyree Rodgers	DB	23	Rayshard Ashby	-	LB	5' 10"	227	Fr.	Chesterfield, Va.	L.C. Bird High School
3	Greg Stroman	CB	63	Daniel Bailey	-	OL	6' 3"	300	r-So.	Abingdon, Va.	Abingdon
4	Tim Settle	DT	14	Tavante Beckett	-	LB	5' 10"	221	So.	Chesapeake, Va.	Indian River
5	Cam Phillips	WR	40	Emmanuel Belmar	1	DE	6' 2"	240	r-Fr.	Suwanee, Ga.	Collins Hill
5	Ryan Willis	QB	42	Cole Blaker	-	TE	6' 3"	230	Fr.	Narrows, Va.	Narrows
6	AJ Bush	QB	91	Oscar Bradburn	-	P	6' 1"	202	Fr.	Sydney, Australia	Sydney Secondary College
6	Mook Reynolds	DB	53	Aiden Brown	-	OL	6' 2"	273	Fr.	Silver Spring, Md.	Bullis School
7	Devon Hunter	DB	43	Xavier Burke	-	DL	6' 3"	282	r-So.	Lawrenceville, Va.	Brunswick
8	Phil Patterson	WR	6	AJ Bush	-	QB	6' 4"	225	Jr.	Atlanta, Ga.	Norcross/Iowa Western CC
8	Ricky Walker	DT	52	Austin Cannon	-	OL	6' 2"	314	r-Fr.	Mechanicsville, Va.	Atlee/Fork Union
9	Drake Deluiliis	TE	86	C.J. Carroll	1	WR	5' 8"	173	r-Jr.	Olney, Md.	Our Lady of Good Counsel
9	Khalil Ladler	DB	65	Matt Christ	-	OL	6' 3"	273	r-So.	Sterling, Va.	Dominion
11	Jack Click	QB	61	Kyle Chung	-	OL	6' 3"	302	Sr.	Ponte Vedra Beach, Fla.	Ponte Vedra
11	Houshun Gaines	DE	89	James Clark	-	WR	5' 10"	185	R-Sr.	New Smyrna Beach, Fla.	Ohio State
12	Henri Murphy	WR	11	Jack Click	-	QB	6' 3"	215	r-So.	Glen Allen, Va.	Deep Run/Fork Union
13	Caleb Farley	WR	87	Tre Coghill III	-	WR	5' 11"	161	Fr.	Fredericksburg, Va.	Mountain View
13	Jalen Holston	RB	85	Chris Cunningham	1	TE	6' 2"	241	r-So.	Jacksonville, Fla.	Atlantic Coast
14	Tavante Beckett	LB	39	Sean Daniel	-	WR	5' 9"	180	r-So.	Chesapeake, Va.	Oscar Smith
15	Sean Savoy	WR	17	Divine Deablo	1	DB	6' 3"	210	So.	Winston-Salem, N.C.	Mount Tabor
16	Coleman Fox	RB	35	Zion Debose	-	DE	6' 1"	244	Fr.	Salisbury, N.C.	North Rowan
17	Divine Deablo	DB	9	Drake Deluiliis	-	TE	6' 5"	235	Fr.	Charlotte, N.C.	Providence
17	Josh Jackson	QB	81	Samuel Denmark	-	WR	6' 0"	187	r-Fr.	Huger, S.C.	Hanahan
18	Raymon Minor	DE	60	Silas Dzansi	-	OL	6' 5"	305	Fr.	Woodbridge, Va.	C.D. Hylton
18	Chase Mummau	QB	22	Terrell Edmunds	2	S	6' 2"	220	r-Jr.	Danville, Va.	Dan River
19	Hezekiah Grimsley	WR	49	Tremaine Edmunds	2	LB	6' 5"	250	Jr.	Danville, Va.	Dan River
20	Deon Newsome	S	31	Brandon Facyson	3	CB	6' 2"	197	Sr.	Newnan, Ga.	Northgate
21	Reggie Floyd	S	13	Caleb Farley	-	WR	6' 2"	192	Fr.	Hickory, N.C.	Maiden
22	Terrell Edmunds	S	21	Reggie Floyd	-	S	6' 0"	218	So.	Manassas, Va.	Stonewall Jackson
23	Rayshard Ashby	LB	16	Coleman Fox	-	RB	5' 11"	200	r-So.	Salem, Va.	Salem
24	Anthony Shegog	LB	47	Darius Fullwood	-	DT	6' 3"	282	r-So.	College Park, Md.	Our Lady of Good Counsel
26	Jovonn Quillen	DB	11	Houshun Gaines	1	DE	6' 3"	245	r-So.	Rocky Mount, N.C.	Nash Central
27	Justin Hairston	WR	64	Eric Gallo	3	C	6' 2"	300	Sr.	Richboro, Pa.	Council Rock South
27	Shawn Payne	CB	45	TyJuan Garbutt	-	DE	6' 1"	221	Fr.	Fredericksburg, Va.	Riverbend
28	Bryce Watts	DB	59	J'Bril Glaze	-	DL	6' 1"	270	Fr.	Tampa, Fla.	Jefferson
29	Dalton Keene	TE	41	Jaylen Griffin	-	LB	6' 1"	238	Fr.	Rome, Ga.	Rome
29	Ishmiel Seisay	DB	48	Daniel Griffith	-	LB	6' 0"	230	r-Fr.	Suffolk, Va.	Nansemond-Suffolk Academy
30	Jordan Jefferson	WR	19	Hezekiah Grimsley	-	WR	6' 0"	172	Fr.	Williamsburg, Va.	Lafayette
31	Brandon Facyson	CB	27	Justin Hairston	-	WR	6' 0"	176	Fr.	Manassas, Va.	Osborn Park
32	Steven Peoples	RB	90	Casey Harman	-	TE	6' 3"	242	r-So.	Swords Creek, Va.	Honaker
33	Deshawn McCleave	RB	89	Damon Hazelton	-	WR	6' 2"	215	r-Fr.	Baltimore, Md.	Ball State
34	Travon McMillian	RB	55	Jarrod Hewitt	-	DT	6' 1"	285	r-Fr.	Venice, Fla.	Venice
35	Zion Debose	DE	94	Trevon Hill	1	DE	6' 3"	245	r-So.	Virginia Beach, Va.	Salem
36	Adonis Alexander	CB	13	Jalen Holston	-	RB	5' 11"	219	Fr.	Stockbridge, Ga.	Stockbridge
37	Devante Smith	DB	2	Hendon Hooker	-	QB	6' 4"	216	Fr.	Greensboro, N.C.	Dudley
38	Rico Kearney	LB	76	Jarrett Hopple	-	OL	6' 7"	305	r-Fr.	Suffolk, Va.	Nansemond River
39	Sean Daniel	WR	75	Zachariah Hoyt	-	OL	6' 4"	298	r-Fr.	Salem, Va.	Salem
39	Tyrone Thornton	DB	56	Sean Huelskamp	3	LB	6' 1"	225	r-Sr.	Centreville, Va.	Chantilly
40	Emmanuel Belmar	DE	7	Devon Hunter	-	DB	6' 0"	216	Fr.	Chesapeake, Va.	Indian River
40	Trey Skeens	RB	17	Josh Jackson	-	QB	6' 1"	215	r-Fr.	Ann Arbor, Mich.	Saline
41	Jaylen Griffin	LB	71	T.J. Jackson	-	T	6' 6"	320	r-Fr.	Cumberland, Va.	Cumberland County
41	John Jennings	DB	30	Jordan Jefferson	-	WR	5' 8"	180	r-Fr.	Goochland, Va.	Goochland
42	Cole Blaker	TE	41	John Jennings	-	DB	5' 11"	172	Jr.	Clifton, Va.	Centreville
43	Xavier Burke	DL	93	Brian Johnson	-	K	6' 1"	180	r-Fr.	Washington, D.C.	Gonzaga
44	Dylan Rivers	LB	38	Rico Kearney	-	LB	6' 0"	230	Fr.	Jacksonville, Fla.	Mandarin
44	Terius Wheatley	RB	50	Patrick Kearns	-	OL	6' 5"	290	r-Fr.	Adairsville, Ga.	Darlington School
45	TyJuan Garbutt	DE	29	Dalton Keene	-	TE	6' 4"	240	Fr.	Littleton, Colo.	Chatfield
46	Joey Slye	K	68	Connor Kish	-	OL	6' 2"	295	r-So.	Oceanside, Calif.	El Camino
47	Darius Fullwood	DT	70	Kevin Kish	-	OL	6' 2"	292	r-So.	Oceanside, Calif.	El Camino
48	Daniel Griffith	LB	61	Joe Koshuta	-	DL	6' 1"	253	r-So.	Vienna, Va.	Madison
49	Tremaine Edmunds	LB	83	Eric Kumah	1	WR	6' 2"	220	So.	Woodbridge, Va.	Forest Park
50	Patrick Kearns	OL	9	Khalil Ladler	-	DB	5' 11"	180	r-Fr.	Stone Mountain, Ga.	IMG Academy
52	Austin Cannon	OL	33	Deshawn McCleave	-	RB	5' 9"	190	r-So.	Chesapeake, Va.	Oscar Smith
53	Aiden Brown	OL	34	Travon McMillian	2	RB	6' 0"	210	r-Jr.	Woodbridge, Va.	C.D. Hylton
53	Trent Young	LB	99	Vinny Mihota	2	DE	6' 5"	270	r-Jr.	Fredericksburg, Va.	Massaponax

	#	NAME	VL	POS	HT	WT	YR	HOMETOWN	HS/LAST SCHOOL		
54	Andrew Motuapuaka	LB									
54	Lecitus Smith	TE	18	Raymon Minor	-	DE	6' 2"	245	r-Jr.	Ashland, Va.	Benedictine
55	Jarrold Hewitt	DT	77	Demetri Moore	-	OL	6' 6"	302	r-Jr.	Fairborn, Ohio	Huffman
56	Sean Huelskamp	LB	54	Andrew Motuapuaka	3	LB	6' 0"	236	r-Sr.	Virginia Beach, Va.	Salem
57	Wyatt Teller	G	18	Chase Mummau	-	QB	6' 2"	192	r.-Fr.	Mechanicsville, Va.	Lee-Davis
58	Nathan Proctor	DE	12	Henri Murphy	-	WR	5' 10"	190	Jr.	Pine Bluff, Ark.	Dollarway/East Central CC
58	Zack Treser	LB	20	Deon Newsome	2	S	5' 11"	200	r-Sr.	Hampton, Va.	Hampton
59	J'Bril Glaze	DL	69	Yosuah Nijman	2	T	6' 7"	320	Jr.	Maplewood, N.J.	Columbia/Fork Union
60	Silas Dzansi	OL	67	Parker Osterloh	2	T	6' 8"	325	r-Sr.	Williamsburg, Va.	Warhill
61	Kyle Chung	OL	8	Phil Patterson	-	WR	6' 2"	193	r-Fr.	Virginia Beach, Va.	Bayside
61	Joe Koshuta	DL	27	Shawn Payne	-	CB	6' 3"	189	r-Jr.	Chesterfield, Va.	L.C. Bird
62	D'Andre Plantin	OL	32	Steven Peoples	1	RB	5' 9"	220	Jr.	Galax, Va.	Galax
63	Daniel Bailey	OL	80	Colt Pettit	1	TE	6' 3"	265	r-So.	Deshler, Ohio	Patrick Henry
64	Eric Gallo	C	74	Braxton Pfaff	1	OL	6' 5"	308	r-Jr.	Lynchburg, Va.	Liberty Christian Academy
65	Matt Christ	OL	5	Cam Phillips	3	WR	6' 0"	202	Sr.	Laurel, Md.	DeMatha
67	Parker Osterloh	T	88	Kalil Pimpleton	-	WR	5' 8"	170	Fr.	Muskegon, Mich.	Muskegon
68	Connor Kish	OL	62	D'Andre Plantin	-	OL	6' 5"	301	r-So.	Norcross, Ga.	Norcross
69	Yosuah Nijman	T	98	Robert Porcher IV	-	DE	6' 1"	262	Fr.	Orlando, Fla.	Dr. Phillips
70	Kevin Kish	OL	58	Nathan Proctor	-	DE	6' 2"	224	Fr.	Indian Head, Md.	Lackey
71	T.J. Jackson	T	26	Jovonn Quillen	1	DB	6' 0"	187	So.	Hampton, Va.	Hampton
74	Braxton Pfaff	OL	97	Austin Reeves	-	DB	6' 0"	207	Fr.	Huntersville, N.C.	Davidson Day School
75	Zachariah Hoyt	OL	6	Mook Reynolds	2	DB	6' 0"	191	Jr.	Greensboro, N.C.	Northern Guilford
76	Jarrett Hopple	OL	44	Dylan Rivers	-	LB	6' 1"	233	Fr.	Sherando, Va.	Sherando
77	Demetri Moore	OL	2	Tyree Rodgers	-	DB	6' 1"	185	r-Fr.	Camden, N.J.	Camden Catholic
79	Tyrell Smith	OL	15	Sean Savoy	-	WR	5' 9"	188	Fr.	Washington, D.C.	Woodrow Wilson
80	Colt Pettit	TE	29	Ishmiel Seisay	-	DB	5' 9"	195	r-So.	Springfield, Va.	St. Stephen's & St. Agnes
81	Samuel Denmark	WR	4	Tim Settle	1	DT	6' 3"	335	r-So.	Manassas, Va.	Stonewall Jackson
83	Eric Kumah	WR	24	Anthony Shegog	3	LB	6' 2"	230	r-Sr.	Stafford, Va.	North Stafford
85	Chris Cunningham	TE	40	Trey Skeens	-	RB	5' 11"	215	r-So.	Wytheville, Va.	George Wythe
86	C.J. Carroll	WR	46	Joey Slye	3	K	5' 11"	213	Sr.	Stafford, Va.	North Stafford
87	Tre Coghill III	WR	37	Devante Smith	-	DB	6' 1"	202	Fr.	Manassas, Va.	Stonewall Jackson
87	Colton Taylor	LS	54	Lecitus Smith	-	TE	6' 3"	276	Fr.	Fitzgerald, Ga.	Fitzgerald
88	Kalil Pimpleton	WR	79	Tyrell Smith	1	OL	6' 3"	301	r-So.	N. Brunswick, N.J.	Don Bosco Prep/Cushing
89	James Clark	WR	92	Jordan Stout	-	K	6' 2"	182	Fr.	Honaker, Va.	Honaker
89	Damon Hazelton	WR	3	Greg Stroman	3	CB	6' 0"	181	Sr.	Bristow, Va.	Stonewall Jackson
90	Casey Harman	TE	87	Colton Taylor	1	LS	6' 1"	223	r-Sr.	Salem, Va.	Salem
91	Oscar Bradburn	P	96	Jimmie Taylor	-	DT	6' 2"	256	r-Fr.	Jacksonville, N.C.	Southwest-Onslow
92	Jordan Stout	K	57	Wyatt Teller	3	G	6' 5"	315	r-Sr.	Bealeton, Va.	Liberty
93	Brian Johnson	K	39	Tyrone Thornton	-	DB	5' 9"	197	r-So.	Boston, Mass.	Newton South
94	Trevon Hill	DE	58	Zack Treser	-	LB	6' 5"	222	r-So.	Blacksburg, Va.	Blacksburg
96	Jimmie Taylor	DT	8	Ricky Walker	1	DT	6' 2"	300	r-Jr.	Hampton, Va.	Bethel
97	Austin Reeves	DB	28	Bryce Watts	-	DB	6' 0"	167	Fr.	Toms River, N.J.	Toms River North
98	Robert Porcher IV	DE	44	Terius Wheatley	-	RB	6' 0"	192	Fr.	Ann Arbor, Mich.	Pioneer
99	Vinny Mihota	DE	5	Ryan Willis	-	QB	6' 4"	220	Jr.	Overland Park, Kan.	Bishop Miege/Kansas
			53	Trent Young	1	LB	5' 10"	215	r-Jr.	Richmond, Va.	Douglas Freeman

COACHING STAFF

SIDELINE

Justin Fuente	Head Coach
Bud Foster	Assoc. Head Coach/Defensive Coordinator/Linebackers
Galen Scott	Assistant Head Coach/Safeties
Vance Vice	Offensive Line
James Shibest	Special Teams Coordinator/Tight Ends
Holmon Wiggins	Wide Receivers
Charley Wiles	Defensive Line

PRESS BOX

Zohn Burden	Running Backs
Brad Cornelsen	Offensive Coordinator/Quarterbacks
Brian Mitchell	Cornerbacks

PRONUNCIATION GUIDE

TAVANTE Beckett	tuh-VAHN-tay	Travon McMILLIAN	mick-MILL-en
ZOHN Burden (Coach)	ZONN	Vinny MIHOTA	muh-HOE-ta
Matt CHRIST	CRIST	RAYMON Minor	RAY-mahn
Brad CORNELSEN (Coach)	CORNELL-son	Andrew MOTUAPUAKA	mo-TOO-uh-poo-WAH-kuh
ZION DEBOSE	ZEYE-in de-BOHZ	Chase MUMMAU	MOO-ma
Drake DEIULIIS	DUEL-ee-is (like Julius)	YOSUAH NIJMAN	YOSH-u-ah NYJ-man
Silas DZANSI	JAN-zee	Parker OSTERLOH	OH-ster-low
Terrell Edmunds	tuh-RELL	Colt PETTIT	PET-it
Brandon FACYSON	FAY-sin (rhymes with Jason)	Braxton PFAFF	FAFF
HOUSHUN Gaines	HOW-shun	KALIL Pimpleton	kuh-LEEL
J'BRIL Glaze	juh-BRILL	JOVONN Quillen	joe-VAHN
HEZEKIAH Grimsley	hez-eh-KEYE-uh	Sean SAVOY	suh-VOY
JARROD Hewitt	Jared	Ish SEISAY	SEE-say
Sean HUELSKAMP	HULES-camp	Anthony SHEGOG	shih-GOG
DEVON Hunter	DEVIN	James SHIBEST (Coach)	SHE-best
Joe KOSHUTA	co-SHOOT-uh	LECITUS Smith	luh-SEE-tis
Eric KUMAH	COO-muh	Zach TRESER	TRESS-er
KHALIL Ladler	kuh-LEAL	TERIUS Wheatley	TARE-ee-is

17 FOOTBALL GAME NOTES

Unofficial Depth Chart (as of 8/28/17)

		FS		ROVER		DEFENSE	
		22 Te. Edmunds 6-2 • 220 • r-Jr.		21 Floyd 6-0 • 218 • So.			
		17 Deablo 6-3 • 210 • So.		7 Hunter 6-0 • 216 • Fr.			
RCB		WHIP		MLB		LCB	
36 Alexander 6-3 • 197 • Jr.		6 Reynolds 6-0 • 191 • Jr.		54 Motuapuaka 6-0 • 233 • r-Sr.		3 Stroman 6-0 • 181 • Sr.	
31 Facyson 6-2 • 197 • r-Sr.		20 Newsome 5-11 • 200 • r-Sr.		14 Beckett 5-10 • 221 • So.		28 Watts 6-0 • 167 • Fr.	
		RDE		NT		DT	
		94 Hill 6-3 • 245 • r-So		4 Settle 6-3 • 335 • r-So.		8 Walker 6-2 • 300 • r-Jr.	
		40 Belmar 6-2 • 240 • r-Fr.		96 Taylor 6-2 • 256 • r-Fr.		55 Hewitt 6-1 • 285 • r-Fr.	
						LDE	
						99 Mihota 6-5 • 270 • r-Jr.	
						11 Gaines 6-3 • 245 • r-So.	

OFFENSE

WR		LT		LG		C		RG		RT		WR	
5 Phillips 6-0 • 202 • Sr.		69 Nijman 6-7 • 320 • Jr.		57 Teller 6-5 • 315 • r-Sr.		64 Gallo 6-2 • 300 • Sr.		74 Pfaff 6-5 • 308 • r-Jr.		61 Chung 6-3 • 302 • r-Sr.		83 Kumah 6-2 • 220 • So.	
19 Grimsley 6-0 • 172 • Fr.		71 T. Jackson 6-6 • 320 • r-Fr.		77 Moore 6-6 • 302 • r-Jr.		75 Hoyt 6-4 • 298 • r-Fr.		62 Plantin 6-5 • 301 • r-So.		79 T. Smith 6-3 • 301 • r-So.		89 Clark 5-10 • 185 • r-Sr.	
WR		RB		QB		TE							
86 Carroll 5-8 • 173 • r-Jr.		32 Peoples 5-9 • 220 • Jr.		17 J. Jackson 6-1 • 215 • r-Fr.		29 Keene 6-4 • 240 • Fr.							
15 Savoy 5-9 • 188 • Fr.		-or-		6 Bush 6-4 • 225 • r-Jr.		85 Cunningham 6-2 • 241 • r-So.							
		34 McMillian 6-0 • 210 • r-Jr.											

SPECIALISTS

K		P		KR		PR		KO		H		PS		KS	
46 Slye 5-11 • 213 • Sr.		91 Bradburn 6-1 • 202 • Fr.		89 Clark 5-10 • 185 • r-Sr.		3 Stroman 6-0 • 180 • Jr.		46 Slye 5-11 • 213 • Sr.		91 Bradburn 6-1 • 202 • Fr.		87 Taylor 6-1 • 223 • r-Sr.		87 Taylor 6-1 • 223 • r-Sr.	
93 Johnson 6-1 • 180 • So.		92 Stout 6-2 • 182 • Fr.		6 Reynolds 6-0 • 191 • Jr.		86 Carroll 5-8 • 167 • r-So.		93 Johnson 6-1 • 180 • So.		86 Carroll 5-8 • 173 • r-Jr.		96 Reeves 6-0 • 207 • Fr.		96 Reeves 6-0 • 207 • Fr.	

VIRGINIA TECH STRATEGIC COMMUNICATIONS

Monday	Tuesday	Wednesday	Thursday	Saturday	Sunday
Media Luncheon 11:30 A.M. Cassell Media Center ▪ Coach Fuente ▪ Coach Foster	Media Interviews 1 P.M. Cassell Media Center ▪ QB and selected players	ACC Teleconference 11:50 A.M. ▪ Coach Fuente	No availability Friday No availability	No availability	VT vs. WVU ▪ Postgame: Fuente, Foster, select players

• **MONDAY - MEDIA LUNCHEON:** Mondays, media members are invited to Cassell Coliseum to take part in a press conference with Coach Justin Fuente in the Cassell Media Center. A light lunch is served at 11:30 a.m. with interviews beginning at 12 p.m., with Coach Fuente starting at the podium. Coach Fuente will not be available pre-practice on Tuesday.

The press conference will be streamed and archived on the Virginia Tech Athletics Facebook page, Facebook.com/HokieSports. Highlights from the availability will be available on HokieSports.com.

Media may ONLY park in the softball/track lot without a visitor's pass. Tickets will be the responsibility of the offender.

• **TUESDAY - MEDIA INTERVIEWS:** Tuesdays, selected individuals will be available pre-practice. These interviews will take place in the Cassell Media Center at approximately 1 p.m.

The press conference will be streamed and archived on Periscope via the Virginia Tech football Twitter account, @VT_Football. Highlights from the availability will be available on HokieSports.com.

Media may ONLY park in the softball/track lot without a visitor's pass. Tickets will be the responsibility of the offender

• **WEDNESDAY - ACC TELECONFERENCE:** The ACC football coaches will be featured on a weekly teleconference, beginning Wednesday, Aug. 30 and continuing each Wednesday until Nov. 15. The final teleconference will be on Tuesday, Nov. 21, due to the Thanksgiving holiday. Each coach will be available for 10 minutes, with Coach Justin Fuente scheduled to start at 11:50 a.m.

Members of the media can secure the number by contacting the ACC office at (336) 851-6062.

• **ACC VIDEO CLIP SERVICE:** ACC Advanced Media will utilize the ACC Video Clip Service (AVCS) to provide football highlights and press conference excerpts to broadcast media across the conference footprint. This service will provide video content to media outlets in a more timely fashion, in an easy to access and download format, at no cost. To register for the AVCS contact Scott McBurney, Assistant Commissioner/ACC Advanced Media, at smcburney@theacc.org or call 336.369.4646.

• **WWW.HOKIESPORTS.COM:** The official web site of Virginia Tech athletics is home to all the football knowledge you need. Schedules, results, rosters, bios, stats, general releases and game notes can be found here and are always up to date. The Gameday section (only available for home games) has live stats, radio and television coverage information and other pertinent information.

• **HOKIESPORTS.COM/MEDIA:** This media-only, password-protected web site is designed to make the media's job easier. Here you will find high-resolution, color head shots of every Tech football player and coach available to download, along with logos and other information.

• **HOKIESPORTS.COM/MEDIA/CREDENTIALS:** Tech's online site to request single-game press box or photo credentials. No email requests please!

• **WWW.THEACC.COM:** Updated standings, results, schedules, stats and notes are on the site each week during the season.

• **WWW.COLLEGEPRESSBOX.COM:** collegepressbox.com is the official media web site for ACC football. Access and download weekly game notes, quotes, stats, media guides and more for the conference and each of its 12 member schools. Login information will be distributed to accredited media or you can apply for a password by sending an e-mail to password@collegepressbox.com.

JUST VIRGINIA TECH, PLEASE

- While the full name of the school is Virginia Polytechnic Institute and State University, the school is commonly referred to as "Virginia Tech."
- Founded in 1872, as Virginia Agricultural and Mechanical College, the university changed its name to Virginia Polytechnic Institute in 1896.
- Fans of the athletic department, as well as media covering the Hokies, shortened the name to VPI, but it eventually became Virginia Tech.
- The "State University" was added in 1970 to bring the official title to what it is today.
- Those covering Hokie athletics are asked to refer to the university as simply "Virginia Tech."
- **Virginia Tech University, VPI and SU, VPI&SU, VT or VA Tech are not recognized names and should not be used.**

WHO TO CONTACT

STRATEGIC COMMUNICATIONS OFFICE

21 Beamer Way
Room 460, Jamerson Athletic Center
Blacksburg, Va. 24061
Office: (540) 231-6726 ▪ Fax: (540) 231-6984

Virginia Tech Football Contacts

Requests for Coaches, Players
Associate AD, Strategic Communications
Pete Moris
540.231.9965 | morisvt@vt.edu

Requests for Credentials
Associate Dir., Strategic Communications
Peter Long
540.231.3387 | lpetervt@vt.edu

Requests for Photographs
Director, Photography and Design
Dave Knachel
540.231.1838 | dknachel@vt.edu

Requests for Virginia Tech Radio
Assistant Director of Broadcast Services
Andrew Allegretta
540.961.7604 ext. 5
| andrew.allegretta@img.com

WHAT IS A HOKIE?

- That's the most frequently asked question regarding Virginia Tech athletics. The answer leads back to 1896 when Virginia Agricultural and Mechanical College changed its name to Virginia Polytechnic Institute.
- With the change came the necessity for writing a new cheer and a contest for such a purpose was held by the student body. Senior O.M. Stull won first prize for his "Old Hokie" yell which still is used today.
- Later, when asked if "Hokie" had any special meaning, Stull explained the words he used had no hidden or symbolic meaning, but had been thought up in an effort to get attention.
- Hokie soon became a nickname for all Tech teams and for those people loyal to Tech athletics.
- Following is the "Old Hokie" yell in its original form:

**Hoki, Hoki, Hoki Hy!
Tech! Tech! V.P.I.!
Sola-Rex Sola-Rah
Polytech-Vir-gin-i-a!!
Rae, Ri, V.P.I.**

POSITION NOTES

QUARTERBACKS

#17 JOSH JACKSON

QB | 6-1 | 215 | R-Fr. | Ann Arbor, Mich. | Saline

- Spent the 2016 season redshirting.
- The first true or redshirt freshman QB to start a game for the Hokies since Tyrod Taylor vs. Ohio on 9/15/07.
- The first true or redshirt freshman QB to start a season opener for the Hokies since Michael Vick vs. James Madison on 9/4/99.
- Rated as a 4-star recruit by ESPN Football Recruiting.
- Ranked as the No. 9 dual-threat quarterback and the No. 4 player in the state by ESPN.
- Rivals listed him No. 22 by position and No. 12 overall in the state.
- Was a finalist for Michigan Player of the Year Award.
- Threw for 1,780 yards with 20 touchdowns as a senior and rushed for 470 yards and eight more touchdowns.
- Older brother, Jeremy, played WR at Michigan.
- Son of longtime college coach Fred Jackson, whose career included a stint at Michigan (1992-2014).

PASSING STATS

YEAR	GP/GS	EFFIC.	CMP	ATT	PCT.	YDS	TD	LNG	INT
2017	0/0	0	0	0	.000	0	0	0	0

RUSHING STATS

YEAR	ATT	YDS	YPC	LNG	TD
2017	0	0	0	0	0

CAREER HIGHS

Completions	
Attempts	
Passing TDs	
Passing Yards	
Rushing Attempts	
Rushing Yards	
Rushing TDs	

CAREER HIGHS

Completions	
Attempts	
Passing TDs	
Passing Yards	
Rushing Attempts	
Rushing Yards	
Rushing TDs	

#2 HENDON HOOKER

QB | 6-4 | 216 | Fr. | Greensboro, N.C. | Dudley

- Passed for 6,027 yards and 55 touchdowns and rushed for 2,975 yards with 48 touchdowns.
- Three-time all-conference selection.
- Two-time Associated Press All-State team.
- All-State Player of the Year by NC Preps.
- Two-time state champion.
- Named the 2016 championship game MVP after accounting for six TDs.
- Finished his career as Dudley's all-time leading passer.
- Scored more than 1,000 points in basketball and was a three-time All-Metro conference selection.

PASSING STATS

YEAR	GP/GS	EFFIC.	CMP	ATT	PCT.	YDS	TD	LNG	INT
2017	0/0	0	0	0	.000	0	0	0	0

RUSHING STATS

YEAR	ATT	YDS	YPC	LNG	TD
2017	0	0	0	0	0

CAREER HIGHS

Completions	
Attempts	
Passing TDs	
Passing Yards	
Rushing Attempts	
Rushing Yards	
Rushing TDs	

#17 AJ BUSH

QB | 6-4 | 225 | R-Jr. | Atlanta, Ga. | Norcross

- Played in 10 games at Iowa Western CC.

- Passed for 602 yards and three touchdowns.
- Ran the ball for 265 yards and five scores.
- Redshirted as a true freshman at Nebraska.
- Did not see action in two seasons.
- Completed 139-of-259 passes for 2,101 yards and 16 touchdowns as a senior at Norcross HS.
- Rushed for 764 yards and 13 touchdowns.
- Father, Alvin, played football at San Diego State.

PASSING STATS

YEAR	GP/GS	EFFIC.	CMP	ATT	PCT.	YDS	TD	LNG	INT
2017	0/0	0	0	0	.000	0	0	0	0

RUSHING STATS

YEAR	ATT	YDS	YPC	LNG	TD
2017	0	0	0	0	0

CAREER HIGHS

Completions	
Attempts	
Passing TDs	
Passing Yards	
Rushing Attempts	
Rushing Yards	
Rushing TDs	

CAREER HIGHS

Completions	
Attempts	
Passing TDs	
Passing Yards	
Rushing Attempts	
Rushing Yards	
Rushing TDs	

RUNNING BACKS

#32 STEVEN PEOPLES

RB | 5-9 | 220 | Jr. | Galax, Va. | Galax

- Played in all 14 games, making six starts.
- Recorded 16 carries for 60 yards and one touchdown.
- Caught two passes for 40 yards and one touchdown.
- Made two tackles on the season.
- Caught a pass for 27 yards at Syracuse (10/15/16).
- Had a 13 yard TD catch vs. Miami (10/20/17).
- Recorded 11 rushes for 32 yards and a TD at Notre Dame (11/19/16).

CAREER STATS

YEAR	GP/GS	ATT	YDS	YPC	LNG	TD	REC	YDS	YPC	TD
2015	13/0	0	0	0	0	0	0	0	0	0
2016	14/6	16	60	3.8	7	1	2	40	20.0	1
2017	0/0	0	0	0	0	0	0	0	0	0
TOTALS	27/6	16	60	3.8	7	1	2	40	20.0	1

CAREER HIGHS

Rushes	11 at Notre Dame, 11/19/16
Rushing Yards	32 at Notre Dame, 11/19/16
Rushing TDs	1 at Notre Dame, 11/19/16
Receptions	1, 2x; last vs. Miami, 10/20/16
Receiving Yards	27 at Syracuse, 10/15/16
Long Rush	7 at Duke, 11/5/16

#34 TRAVON McMILLIAN

RB | 6-0 | 210 | r-Jr. | Woodbridge, Va. | C.D. Hylton

- 2015 Third Team All-ACC (ACSMA)
- 2015 Honorable Mention All-ACC (Coaches)
- Recorded 14 carries for 127 yards and a touchdown vs. Tennessee (9/10/16).
- Caught an 11-yard TD pass vs. Boston College (9/17/16).
- Ran the ball 17 times for 76 yards at North Carolina (10/8/16).
- Had 18 carries for 131 yards vs. Miami (10/20/16).
- Had 15 carries for 72 yards and a rushing TD at Duke (11/5/16).
- Registered two scores on seven carries for 37 yards vs. Clemson (12/3/16).

CAREER STATS

YEAR	GP/GS	ATT	YDS	YPC	LNG	TD	REC	YDS	YPC	TD
2015	13/7	200	1043	5.2	63	7	12	64	5.3	1
2016	14/7	145	671	4.6	69	7	11	114	10.4	3
2017	0/0	0	0	0	0	0	0	0	0	0
TOTALS	27/14	345	1714	5.0	69	14	23	178	7.7	4

CAREER HIGHS

Rushes	33 at Boston College, 10/31/15
Rushing Yards	142 vs. Duke, 10/24/15
Rushing TDs	1, 14x
Receptions	3, at Miami, 10/17/15
Receiving Yards	33 at Duke, 11/5/16
Long Rush	69 vs. Tennessee, 9/10/16

#33 DESHAWN MCCLEAVE

RB | 5-9 | 220 | R-So. | Chesapeake, Va. | Oscar Smith

- Played in one game in 2017 after suffering a season-ending shoulder injury.
- Recorded eight rushes for 27 yards vs. Liberty (9/3/16).
- Redshirted as a true freshman.

CAREER STATS

YEAR	GP/GS	ATT	YDS	YPC	LNG	TD	REC	YDS	YPC	TD
2016	0/0	0	0	0	0	0	0	0	0	0
2017	0/0	0	0	0	0	0	0	0	0	0
TOTALS	1/0	0	0	0	0	0	0	0	0	0

CAREER HIGHS

Rushes	8 vs. Liberty, 9/3/16
Rushing Yards	27 vs. Liberty, 9/3/16
Rushing TDs	
Receptions	
Receiving Yards	
Long Rush	7 vs. Liberty, 9/3/16

WIDE RECEIVERS

#5 CAM PHILLIPS

WR | 6-0 | 202 | Sr. | Laurel, Md. | DeMatha

- 2017 Preseason All-ACC Football Team
- 2017 Bilitnekoff Award Watch List
- 2016 Belk Bowl MVP
- 2016 ACC All-Bowl Team (ESPN)
- 2016 Second Team All-ACC (Pro Football Focus)
- Recorded 140 rushing yards on 30 attempts.
- Made three tackles, blocked a kick and returned five punts with a long of 15 yards on special teams.
- Had one reception for 55 yards, a touchdown catch and a blocked punt vs. ECU (9/24/16).
- Caught six passes for 109 yards at Pitt (10/27/16).
- Scored a touchdown and had six receptions for 56 yards at Notre Dame (11/19/16).
- Caught 12 passes for 92 yards and caught a 26 yard TD pass against Clemson (12/3/16).
- Racked up 115 receiving yards on six catches to go along with a 15 yard rush against Arkansas (12/29/16).

CAREER STATS

YEAR	GP/GS	REC	YDS	YPC	LNG	TD
2014	13/9	40	498	12.5	36	3
2015	13/10	49	582	11.9	60	2
2016	14/13	76	983	12.9	55	5
2017	0/0	0	0	0	0	0
TOTALS	40/32	165	2063	12.5	60	10

CAREER HIGHS

Receptions	12 vs. Clemson, 12/13/16
Receiving Yards	115 vs. Arkansas, 12/29/16
Receiving TDs	1, 10x
Long Catch	60 at East Carolina, 9/26/16

VIRGINIA TECH RECORD BOOK

Single Season Receptions

Player	Season	Rec.
1. Isaiah Ford	2016	79
2. Cam Phillips	2016	76
3. Isaiah Ford	2015	75
4. Jarrett Boykin	2011	61
5. Danny Coale	2011	60

Single Season Receiving Yards

Player	Season	Yds.
1. Isaiah Ford	2015	1,164
2. Isaiah Ford	2016	1,094
3. Cam Phillips	2016	983
4. Andre Davis	1999	962
5. Marcus Davis	2012	953

Career Receiving Yards

Player	Years	Yards
1. Isaiah Ford	2014-	2,967
2. Jarrett Boykin	2008-11	2,884
3. Danny Coale	2008-11	2,658

4. Ricky Scales	1972-74	2,272
5. Antonio Freeman	1991-94	2,200
6. Cam Phillips	2014-	2,063

Career Receptions

Players	Years	Rec.
1. Isaiah Ford	2014-	210
2. Jarrett Boykin	2008-11	184
3. Cam Phillips	2014-	165
Danny Coale	2008-11	165
5. Bucky Hodges	2014-	133

#86 C.J. CARROLL

WR | 5-8 | 173 | R-Jr. | Olney, Md. | Our Lady of Good Counsel

•Appeared in 13 games, making one start as a redshirt sophomore.

•Was awarded a scholarship at the conclusion of the 2016 season.

•Recorded nine rushes for 46 yards and 18 receptions for 258 yards.

•Returned 11 punts for 98 yards on the season.

•Returned three punts for 34 yards and had five catches for 65 yards vs. Georgia Tech (11/12/16).

•Caught three passes for 80 yards at Notre Dame (11/19/16).

CAREER STATS

YEAR	GP/GS	REC	YDS	YPC	LNG	TD
2015	2/0	0	0	0	0	0
2016	13/1	18	258	14.3	62	0
2017	0/0	0	0	0	0	0
TOTALS	15/1	18	258	14.3	62	0

CAREER HIGHS

Receptions	5 vs. Georgia Tech, 11/12/16
Receiving Yards	80 at Notre Dame, 11/19/16
Receiving TDs	
Long Catch	62 at Notre Dame, 11/19/16

#12 HENRI MURPHY

WR | 5-10 | 190 | Jr. | Pine Bluff, Ark. | Dollarway

•Played in 13 games as a sophomore.

•Carried the ball one time for three yards.

•Caught three passes for 29 yards.

•Returned 12 kicks for 321 yards with a long return of 47.

•Transferred to Virginia Tech from East Central Community College in Decatur, Mississippi.

•Caught 14 passes for 257 yards and two TDs in 2015.

•Two-time state champion and Gatorade male track and field athlete of the year in Arkansas at Dollarway HS.

RECEIVING

YEAR	GP/GS	REC	YDS	YPC	LNG	TD
2016	13/0	3	29	9.7	12	0
2017	0/0	0	0	0	0	0
TOTALS	13/1	3	29	9.7	12	0

KICK RETURNS

YEAR	RET	YDS	YPR	TD	LNG
2016	12	321	26.8	0	47
2017	0	0	0	0	0
TOTALS	12	321	26.8	0	47

CAREER HIGHS

Receptions	1, 3x; last vs. Georgia Tech, 11/12/16
Receiving Yards	12 vs. Liberty, 9/3/16
Receiving TDs	
Kick Returns	5 vs. Clemson, 12/13/16
Kick Return Yards	108 vs. Clemson, 12/13/16
Long Return	47 vs. Arkansas, 12/29/16

#8 PHIL PATTERSON

WR | 6-2 | 193 | R-Fr. | Virginia Beach, Va. | Bayside

•Redshirted in 2016.

•Ranked as a three-star recruit by Rivals, 247Sports and ESPN.

•Listed as No. 39 wide receiver in the country by ESPN.

•Rated the No. 17 best recruit in the state of Virginia by 247Sports and No. 20 by Rivals.

CAREER STATS

YEAR	GP/GS	REC	YDS	YPC	LNG	TD
2017	0/0	0	0	0	0	0

CAREER HIGHS

Receptions	
Receiving Yards	
Receiving TDs	

#19 HEZEKIAH GRIMSLEY

WR | 6-0 | 172 | Fr. | Williamsburg, Va. | Lafayette

•Earned all-state honors on offense, defense and special teams as a senior.

•2016 Virginia Gazette Football Player of the Year.

•2016 USA Today all-state second-team.

•Totalled 949 receiving yards and 12 touchdowns.

•Returned six kickoffs for touchdowns.

CAREER STATS

YEAR	GP/GS	REC	YDS	YPC	LNG	TD
2017	0/0	0	0	0	0	0

CAREER HIGHS

Receptions	
Receiving Yards	
Receiving TDs	

#88 KALIL PIMPLETON

WR | 5-8 | 170 | Fr. | Muskegon, Mich. | Muskegon

•2016 Muskegon Chronicle's Football Player of the Year.

•One of five finalists for the MLive.com Michigan High School Football Player of the Year award.

•Produced more than 2,800 total yards and 43 touchdowns for the Big Reds in his career.

CAREER STATS

YEAR	GP/GS	REC	YDS	YPC	LNG	TD
2017	0/0	0	0	0	0	0

CAREER HIGHS

Receptions	
Receiving Yards	
Receiving TDs	

#15 SEAN SAVOY

WR | 5-9 | 188 | Fr. | Washington, D.C. | Woodrow Wilson

•Registered 949 receiving yards, 320 rushing yards and 22 total touchdowns as a senior.

•2016 D.C. Touchdown Club Player of the Year.

•Offensive MVP of the 2016 DCIAA championship game.

Two-time All-Met.

CAREER STATS

YEAR	GP/GS	REC	YDS	YPC	LNG	TD
2017	0/0	0	0	0	0	0

CAREER HIGHS

Receptions	
Receiving Yards	
Receiving TDs	

#83 ERIC KUMAH

WR | 6-2 | 220 | So. | Woodbridge, Va. | Forest Park

•Appeared in 13 games as a true freshman.

•Rated as a four-star recruit by ESPN Football Recruiting and ranked the No. 67 wide receiver in the country and the No. 8 player in the state as a high school senior.

RECEIVING

YEAR	GP/GS	REC	YDS	YPC	LNG	TD
2016	13/0	0	0	0	0	0
2017	0/0	0	0	0	0	0
TOTALS	13/0	0	0	0	0	0

CAREER HIGHS

Receptions	
Receiving Yards	
Receiving TDs	

#89 JAMES CLARK

WR | 5-10 | 185 | r-Sr. | New Smyrna Beach, Fla. | New Smyrna Beach

•Graduate transfer from Ohio State.

•Played in three games as a redshirt freshman for the CFP National Champions.

•Played in all 13 games as a redshirt junior.

•Registered six catches for 47 yards.

•Caught a pair of passes at Oklahoma and had a season-long 12-yard reception at Wisconsin.

•Also ran on the track team where he was a part of the second-fastest 4x100-meter relay team in school history.

RECEIVING

YEAR	GP/GS	REC	YDS	YPC	LNG	TD
2014	3/0	0	0	0	0	0
2015	12/0	0	0	0	0	0
2016	13/0	6	47	7.8	12	0
2017	0/0	0	0	0	0	0
TOTALS	28/0	6	47	7.8	12	0

CAREER HIGHS

Receptions	
Receiving Yards	
Receiving TDs	

TIGHT ENDS

#29 DALTON KEENE

TE | 6-4 | 240 | Fr. | Littleton, Colo. | Chatfield

•Enrolled in January, went through spring drills and played in the spring game.

•Rated as a four-star prospect by 24/7Sports and rated as the fifth-best player in the state of Colorado.

•Father, Wesley, was college roommates with VT defensive line coach and Keene's co-primary recruiter, Charley Wiles.

CAREER STATS

YEAR	GP/GS	REC	YDS	YPC	LNG	TD
2017	0/0	0	0	0	0	0

CAREER HIGHS

Receptions	
Receiving Yards	
Receiving TDs	

#85 CHRIS CUNNINGHAM

TE | 6-2 | 241 | R-So. | Jacksonville, Fla. | Atlantic Coast

•Played in 12 games, making two starts.

•Registered 48 receiving yards and six catches, four for touchdowns, last season.

CAREER STATS

YEAR	GP/GS	REC	YDS	YPC	LNG	TD
2016	12/2	6	48	8.0	13	4
2017	0/0	0	0	0	0	0
TOTALS	12/2	6	48	8.0	13	4

CAREER HIGHS

Receptions	1, 6x
Receiving Yards	13 vs. East Carolina, 9/24/16
Receiving TDs	1, 4x
Long Catch	13 vs. East Carolina, 9/24/16

OFFENSIVE LINE

#64 ERIC GALLO

C | 6-2 | 300 | Sr. | Richboro, Pa. | Council Rock South

•Played in 13 games, making 12 starts.

•2017 Skelton Award winner, the Tech athletic department's highest academic honor.

•A finance major that has completed two internships with the Wadsworth group at Morgan Stanley.

CAREER STATS

YEAR	GP/GS
2014	3/0
2015	13/13
2016	13/12
2017	0/0
TOTALS	29/25

#57 WYATT TELLER

LG | 6-5 | 315 | R-Sr. | Bealeton, Va. | Liberty

•2017 Preseason All-ACC Football Team

•2016 Honorable Mention All-ACC (Coaches, ACSMA)

•2016 First Team All-ACC (Pro Football Focus)

•Ranks second on the offense behind WR Cam Phillips with 30 career starts.

17 FOOTBALL GAME NOTES

CAREER STATS

YEAR	GP/GS
2014	13/6
2015	13/12
2016	14/12
2017	0/0
TOTALS	40/30

#69 YOSUAH NIJMAN

LT | 6-7 | 320 | Jr. | Maplewood, N.J. | Columbia
 *Appeared in all 14 games at left tackle last season, making 14 starts.
 *Studied abroad over the summer in Rwanda as part of the class UAP 3984: Sport, Policy and Society.

CAREER STATS

YEAR	GP/GS
2015	12/0
2016	14/14
2017	0/0
TOTALS	26/14

#74 BRAXTON PFAFF

OL | 6-5 | 308 | R-Jr. | Lynchburg, Va. | Liberty Christian Academy
 *Played in a career-high nine games last season.

CAREER STATS

YEAR	GP/GS
2014	1/0
2015	2/0
2016	9/0
2017	0/0
TOTALS	12/0

#61 KYLE CHUNG

OL | 6-3 | 302 | Sr. | Ponte Vedra Beach, Fla. | Ponte Vedra
 *Played in six games in 2016, making two starts.
 *Started against Tennessee and Boston College.
 *Has battled injuries his whole career.
 *Father, Eugene, was an All-American offensive line-man at Virginia Tech and a first round NFL draft pick who now coaches in the NFL.

CAREER STATS

YEAR	GP/GS
2014	1/0
2015	4/1
2016	6/2
2017	0/0
TOTALS	11/3

#71 T.J. JACKSON

LT | 6-6 | 320 | R-Fr. | Cumberland, Va. | Cumberland County
 *Redshirted as a true freshman
 *A consensus three-star prospect by Rivals, ESPN and 24/7.

CAREER STATS

YEAR	GP/GS
2017	0/0

#52 AUSTIN CANNON

LG | 6-2 | 314 | R-Fr. | Mechanicsville, Va. | Atlee
 *Prepped at Fork Union Military Academy.
 *First-team All-Metro and all-conference as a senior.
 *Won three state titles in track and field in the discus and indoor and outdoor shotput.

CAREER STATS

YEAR	GP/GS
2017	0/0

#75 ZACHARIAH HOYT

C | 6-4 | 298 | R-Fr. | Salem, Va. | Salem
 *Redshirted last season.
 *Enrolled in the spring on 2016 and participated in spring practice.
 *Ranked as the No. 22 center nationally by 247Sports.
 *Ranked as the No. 49 prospect overall in Virginia by 247Sports.

CAREER STATS

YEAR	GP/GS
2017	0/0

#79 TYRELL SMITH

OL | 6-3 | 301 | R-So. | North Brunswick, N.J. | Don Bosco Prep
 *Appeared in all 14 games as a redshirt freshman.
 *Was second string right tackle for most of the season.

CAREER STATS

YEAR	GP/GS
2016	14/0
2017	0/0
TOTALS	14/0

#67 PARKER OSTERLOH

OL | 6-8 | 325 | R-Sr. | Williamsburg, Va. | Warhill
 *Played in nine games as a redshirt junior.
 *Tallest player on the team at 6-8, second-heaviest at 325 pounds.

CAREER STATS

YEAR	GP/GS
2014	5/0
2015	12/0
2016	9/0
2017	0/0
TOTALS	26/0

DEFENSIVE LINE

#99 VINNY MIHOTA

DE | 6-5 | 270 | R-Jr. | Fredericksburg, Va. | Massaponax
 *The lone returning starter on the defensive line for the Hokies.
 *Sat out the spring after undergoing shoulder surgery at the conclusion of the 2016 season.
 *Tallied six tackles and blocked a kick at Syracuse (10/15/16).
 *Had 2.0 sacks, 2.5 TFL and five tackles against vs. Miami (10/20/16).
 *Collected four tackles and 0.5 TFL at Pitt (10/27/16).
 *Recorded 10 tackles vs. Georgia Tech (11/12/16).
 *Tallied two tackles and broke up two passes in the ACC Championship game vs. Clemson (12/3/16).

CAREER STATS

YEAR	GP/GS	UA	A	TTL	TFL-YDS	SCK-YDS	PD	QBH
2015	12/1	4	8	12	2.5-9	1.0-5	0	0
2016	13/13	20	23	43	7.0-23	2.0-16	3	3
2017	0/0	0	0	0	0.0-0	0.0-0	0	0
TOTALS	25/14	24	31	55	9.5-32	3.0-21	3	3

CAREER HIGHS

Tackles	10 vs. Georgia Tech, 11/12/16
Sacks	2.0 vs. Miami, 10/20/16
Tackles for Loss	2.5 vs. Miami, 10/20/16
Forced Fumble	1 vs. North Carolina, 11/21/16

#8 RICKY WALKER

DT | 6-2 | 300 | R-Jr. | Hampton, Va. | Bethel
 *Collected three tackles, 2.5 TFL and broke up a pass vs. East Carolina (9/24/16).
 *Had three tackles and 0.5 sacks in his first career start vs. Miami (10/20/16).
 *Posted two tackles and 0.5 TFL vs. Clemson (12/3/16).
 *Registered starts vs. Miami, Pitt, Georgia Tech and Notre Dame.
 *Older brother, Rijo, was a four-year letterwinner at UVA and now serves as Team Operations Coordinator on the College Football Playoff committee.

CAREER STATS

YEAR	GP/GS	UA	A	TTL	TFL-YDS	SCK-YDS	PD	QBH
2014	11/0	1	8	9	1.0-5	0.0-0	0	0
2016	14/4	10	18	28	6.5-25	1.5-14	4	4
2017	0/0	0	0	0	0.0-0	0.0-0	0	0
TOTALS	25/4	11	26	37	7.5-30	1.5-14	4	4

CAREER HIGHS

Tackles	4, 2x; last at Syracuse, 10/25/16
Sacks	1.0 at Duke, 11/5/16

Tackles for Loss 2.5 vs. East Carolina, 9/24/16

Forced Fumble

#4 TIM SETTLE

DT | 6-3 | 335 | R-So. | Manassas, Va. | Stonewall Jackson
 *2017 Piesman Trophy Watch List
 *Collected 17 tackles and seven TFL as a backup defensive tackle.
 *Had three tackles and 1.5 TFL vs. Tennessee (9/10/16).
 *Posted two tackles, 0.5 TFL and blocked a field goal attempt vs. East Carolina (9/24/16).
 *Matched his career-high with 1.5 TFL vs. Clemson (12/3/16).

CAREER STATS

YEAR	GP/GS	UA	A	TTL	TFL-YDS	SCK-YDS	PD	QBH
2016	14/0	7	10	17	7.0-16	0.0-0	0	2
2017	0/0	0	0	0	0.0-0	0.0-0	0	0
TOTALS	14/0	7	10	17	7.0-16	0.0-0	0	2

CAREER HIGHS

Tackles	3 vs. Tennessee, 9/10/16
Sacks	
Tackles for Loss	1.5, 2x; last vs. vs. Tennessee, 9/10/16
Forced Fumble	

#94 TREVON HILL

DE | 6-3 | 245 | R-So. | Virginia Beach, Va. | Salem
 *Second string defensive end as a redshirt sophomore.
 *Had 1.5 sacks in his first career start vs. Miami (10/20/16).
 *Made six tackles vs. Duke (11/5/16).
 *Started at DE and registered four tackles in the Belk Bowl vs. Arkansas (12/29/16).

CAREER STATS

YEAR	GP/GS	UA	A	TTL	TFL-YDS	SCK-YDS	PD	QBH
2016	14/2	17	20	37	6.0-20	2.5-11	0	4
2017	0/0	0	0	0	0.0-0	0.0-0	0	0
TOTALS	14/2	17	20	37	6.0-20	2.5-11	0	4

CAREER HIGHS

Tackles	6 at Duke, 11/5/16
Sacks	1.5 vs. Miami, 10/20/16
Tackles for Loss	2.0 vs. East Carolina, 9/24/16
Forced Fumble	

#11 HOUSHUN GAINES

DE | 6-3 | 245 | R-So. | Rocky Mount, N.C. | Nash Central
 *Played in 12 games as a redshirt freshman.
 *Registered tackles against East Carolina, North Carolina, Miami, Virginia and Clemson in the ACC Championship game.

CAREER STATS

YEAR	GP/GS	UA	A	TTL	TFL-YDS	SCK-YDS	PD	QBH
2016	12/0	0	5	5	0.5-1	0.5-1	0	0
2017	0/0	0	0	0	0.0-0	0.0-0	0	0
TOTALS	12/0	0	5	5	0.5-1	0.5-1	0	0

CAREER HIGHS

Tackles	1, 5x
Sacks	0.5 vs. East Carolina, 9/24/16
Tackles for Loss	0.5 vs. East Carolina, 9/24/16
Forced Fumble	

#47 DARIUS FULLWOOD

DT | 6-3 | 282 | R-So. | College Park, Md. | Our Lady of Good Counsel
 *Played in three games as a redshirt freshman.

CAREER STATS

YEAR	GP/GS	UA	A	TTL	TFL-YDS	SCK-YDS	PD	QBH
2016	3/0	0	0	0	0.0-0	0.0-0	0	0
2017	0/0	0	0	0	0.0-0	0.0-0	0	0
TOTALS	3/0	0	0	0	0.0-0	0.0-0	0	0

CAREER HIGHS

Tackles	
Sacks	
Tackles for Loss	
Forced Fumble	

#96 JIMMIE TAYLOR

DT | 6-3 | 256 | R-Fr. | Jacksonville, N.C. | Southwest-Onslow
 *Played in two games.
 *Made a tackle in his collegiate debut vs. Liberty (9/3/16).
 *Made one tackle vs. Tennessee (9/10/16).

CAREER STATS

YEAR	GP/GS	UA	A	TTL	TFL-YDS	SCK-YDS	PD	QBH
2016	2/0	0	2	2	0.5-1	0.0-0	0	0
2017	0/0	0	0	0	0.0-0	0.0-0	0	0
TOTALS	3/0	0	2	2	0.5-1	0.0-0	0	0

CAREER HIGHS

Tackles 1, 2x; last vs. Tennessee (9/10/16)
Sacks 0.5 vs. Tennessee (9/10/16)
Tackles for Loss
Forced Fumble

#55 JARROD HEWITT

DT | 6-1 | 285 | R-Fr. | Venice, Fla. | Venice
 *Redshirted in 2016.
 *Rated a three-star recruit by 247Sports, ESPN and Scout

CAREER STATS

YEAR	GP/GS	UA	A	TTL	TFL-YDS	SCK-YDS	PD	QBH
2017	0/0	0	0	0	0.0-0	0.0-0	0	0

CAREER HIGHS

Tackles
Sacks
Tackles for Loss
Forced Fumble

#40 EMMANUEL BELMAR

DE | 6-2 | 240 | R-Fr. | Suwanee, Ga. | Collins Hill
 *Redshirted as a true freshman.
 *Rated a 3-star recruit by ESPN, 247Sports, and Rivals.

CAREER STATS

YEAR	GP/GS	UA	A	TTL	TFL-YDS	SCK-YDS	PD	QBH
2017	0/0	0	0	0	0.0-0	0.0-0	0	0

CAREER HIGHS

Tackles
Sacks
Tackles for Loss
Forced Fumble

LINEBACKERS

#54 ANDREW MOTUAPUAKA

LB | 6-0 | 236 | R-Sr. | Virginia Beach, Va. | Salem
 *2016 Second Team All-ACC (Coaches)
 *2016 Third Team All-ACC (ACSMAs)
 *Had 15 tackles vs. Tennessee (9/10/16).
 *Collected 12 tackles and one INT at UNC (10/8/16).
 *Tallied two tackles and two PBUs vs. Miami (10/20/16).
 *Made four tackles and forced a fumble at Pitt (10/27/16).
 *Had 14 tackles and a sack vs. Georgia Tech (11/12/16).
 *Racked up six tackles, an INT and a fumble recovery vs. Virginia (11/26/16).
 *Had four tackles and an INT vs. Clemson (12/3/16).

CAREER STATS

YEAR	GP/GS	UA	A	TTL	TFL-YDS	SCK-YDS	PD	QBH
2014	12/4	27	27	54	4.0-11	2.0-8	0	1
2015	11/11	41	32	73	11.5-49	4.0-39	4	4
2016	14/14	52	62	114	5.5-22	2.0-11	7	5
2017	0/0	0	0	0	0.0-0	0.0-0	0	0
TOTALS	37/29	11	26	37	7.5-30	1.5-14	11	10

CAREER HIGHS

Tackles 15 vs. Tennessee, 9/10/16
Tackles for Loss 2.5, 2x; last at Georgia Tech, 11/12/15
Sacks 2.0 at Wake Forest, 11/22/14
Interceptions 1, 4x
Pass Breakups 2, 2x; last vs. Miami, 10/20/16
Forced Fumble 2 vs. Pitt, 10/3/15
Fumble Recovery 1, 5x

3+ Defense and Special Teams TDs (since 1987)

Name	TDs
1. DeAngelo Hall	7 (5 PR/1 FR/1 INT)
2. Macho Harris	5 (4 INT/1 KOR)
3. Andrew Motuapuaka	4 (1 INT/3 FR)
André Davis	4 (4 PR)
5. Greg Stroman	3 (1 FR/2 PR)

Tied with five others

#49 TREMAINE EDMUNDS

LB | 6-5 | 250 | Danville, Va. | Dan River
 *2017 Preseason All-ACC Football Team
 *2017 Second Team Preseason All-American (SI)
 *2017 Bednarik Award Watch List
 *2017 Nagurski Trophy Watch List
 *2017 Butkus Award Watch List
 *2016 Second Team All-ACC (Coaches, AP, ACSMA)
 *Made seven tackles and 2.5 TFL vs. BC (9/17/16).
 *Had nine tackles, 2.0 TFL and 1.5 sacks vs. ECU (9/24/16).
 *Made seven tackles, 1.5 TFL, one sack and a PBU at UNC (10/8/16).
 *Recorded 16 tackles at Syracuse (10/15/16).
 *Had 10 tackles, 2.0 TFL and one sack vs. Miami (10/20/16).
 *Had seven tackles and a pass breakup at Notre Dame (11/19/16).
 *Made five tackles and 1.5 TFL vs. Virginia (11/26/16).
 *Recorded seven tackles, 1.5 TFL and the first INT of his career vs. Arkansas (12/29/16).
 *Has two older brothers; Terrell is a redshirt junior safety for the Hokies while Trey played for Tech from 2013-15 and is currently with the New Orleans Saints.

CAREER STATS

YEAR	GP/GS	UA	A	TTL	TFL-YDS	SCK-YDS	PD	QBH
2015	13/2	6	5	11	2.5-7	0.0-0	0	0
2016	14/14	56	50	106	18.5-68	4.5-27	4	9
2017	0/0	0	0	0	0.0-0	0.0-0	0	0
TOTALS	27/16	62	55	117	21.0-75	4.5-27	4	9

CAREER HIGHS

Tackles 16 at Syracuse, 10/15/16
Tackles for Loss 2.5 vs. Boston College, 9/17/16
Sacks 1.5 vs. East Carolina, 9/24/16
Interceptions 1 vs. Arkansas, 12/29/16
Pass Breakups 1, 3x; last vs. Arkansas, 12/29/16
Forced Fumble 1 vs. Georgia Tech, 11/12/16
Fumble Recovery 1 vs. Liberty, 9/3/16

#24 ANTHONY SHEGOG

LB | 6-2 | 230 | Stafford, Va. | North Stafford
 *2016 All-Bowl Team (AP)
 *Recorded four tackles 1.5 TFL and 0.5 sacks vs. ECU (9/24/16).
 *Recovered a fumble, had a PBU and made three tackles vs. Georgia Tech (11/12/16).
 *Recorded six tackles, an interception and a forced fumble in the Belk Bowl vs. Arkansas (12/29/16).

CAREER STATS

YEAR	GP/GS	UA	A	TTL	TFL-YDS	SCK-YDS	PD	QBH
2014	6/0	1	2	3	0.0-0	0.0-0	0	0
2015	13/5	16	13	29	0.5-1	0.0-0	2	1
2016	14/2	9	13	22	3.0-14	1.5-9	3	4
2017	0/0	0	0	0	0.0-0	0.0-0	0	0
TOTALS	33/7	26	28	54	3.5-15	1.5-9	6	2

CAREER HIGHS

Tackles 8 vs. North Carolina, 11/21/15
Tackles for Loss 1.5 vs. East Carolina, 9/24/16
Sacks 1.0 vs. Arkansas, 12/29/16
Interceptions 1 vs. Arkansas, 12/29/16
Pass Breakups 1, 5x
Forced Fumble 1 vs. Arkansas, 12/29/16
Fumble Recovery 1, 3x

#14 TAVANTE BECKETT

LB | 5-10 | 221 | Chesapeake, Va. | Indian River
 *Played in 14 games on special teams and at LB.
 *Had three tackles vs. Boston College (9/17/16).
 *Posted two tackles and 0.5 TFL vs. Virginia (11/26/16).

CAREER STATS

YEAR	GP/GS	UA	A	TTL	TFL-YDS	SCK-YDS	PD	QBH
------	-------	----	---	-----	---------	---------	----	-----

2016	14/0	2	4	6	0.5-1	0.0-0	0	0
2017	0/0	0	0	0	0.0-0	0.0-0	0	0
TOTALS	14/0	2	4	6	0.5-1	0.0-0	0	0

CAREER HIGHS

Tackles 3 vs. Boston College, 9/17/16
Tackles for Loss 0.5 vs. Virginia, 11/26/16
Sacks
Interceptions
Passes Defended

DEFENSIVE BACKS

#3 GREG STROMAN

CB | 6-0 | 181 | Bristow, Va. | Stonewall Jackson
 *2017 Hornung Award Watch List
 *2017 Jim Thorpe Award Watch List
 *2016 Second Team All-ACC (Coaches)
 *2016 Third Team All-ACC (ACSMAs)
 *Returned a punt for a touchdown vs. ECU (9/24/16).
 *Had one tackle, one INT and two punt returns for 45 yards at North Carolina (10/8/16).
 *Blocked a field goal attempt at Duke (11/5/16).
 *Broke up two passes vs. Clemson (12/3/16).
 *Led the ACC last season with 25 punt returns and ranked fourth with 221 punt return yards.

CAREER STATS

YEAR	GP/GS	UA	A	TTL	TFL-YDS	SCK-YDS	INT	BU	PD
2014	13/1	2	1	3	0.0-0	0.0-0	0	1	1
2015	13/6	16	8	24	0.5-1	0.0-0	2	5	7
2016	11/9	7	6	13	0.0-0	0.0-0	3	10	13
2017	0/0	0	0	0	0.0-0	0.0-0	0	0	0
TOTALS	37/16	25	15	40	0.5-1	0.0-0	5	16	21

KICK RETURNS

YEAR	RET	YDS	YPR	TD	LNG
2014	1	18	18.0	0	18
2015	0	0	0.0	0	0
2016	22	460	20.9	0	37
2017	0	0	0.0	0	0
TOTALS	23	478	20.8	0	37

PUNT RETURNS

YEAR	RET	YDS	YPR	TD	LNG
2014	36	249	6.9	0	38
2015	31	241	7.8	1	67
2016	25	221	8.8	1	87
2017	0	0	0.0	0	0
TOTALS	92	711	7.7	2	87

CAREER HIGHS

Tackles 5, 2x; last vs. UNC, 11/21/15
Tackles for Loss 0.5 vs. Ohio State, 9/7/15
Sacks
Interceptions 2 vs. Liberty, 9/3/16
Pass Breakups 3 at North Carolina, 10/8/16
Punt Returns 7 vs. Boston College, 9/17/16
Punt Return Yards 132 vs. Tulsa, 12/26/15
Long Punt Return 87 vs. East Carolina, 9/24/16

#36 ADONIS ALEXANDER

CB | 6-3 | 197 | Charlotte, N.C. | Independence
 *Had seven tackles with a TFL and a PBU vs. Clemson (12/3/16).
 *Racked up four tackles, a QBH and an INT vs. Virginia (11/26/16).
 *Tied his career-high with nine tackles and tallied a PBU at Notre Dame (11/19/16).
 *Returned a blocked FG for a 75-yard TD to go along with three tackles and a PB at Duke (11/5/16).
 *Tallied three total tackles, a pass defended and recovered a blocked FG vs. East Carolina (9/24/16).
 *Had four tackles, two passes defended and his first interception of the season vs. Boston College (9/17/16).

CAREER STATS

YEAR	GP/GS	UA	A	TTL	TFL-YDS	SCK-YDS	INT	BU	PD
2015	12/8	37	18	55	0.5-1	0.0-0	4	6	10
2016	13/5	31	13	44	2.0-5	0.0-0	2	7	9
2017	0/0	0	0	0	0.0-0	0.0-0	0	0	0
TOTALS	25/13	68	31	99	2.5-6	0.0-0	6	13	19

CAREER HIGHS

Tackles 9, 2x; last at Notre Dame, 11/19/16
Tackles for Loss 1.0 vs. Clemson, 12/3/16

17 FOOTBALL GAME NOTES

Sacks	
Interceptions	1, 6x
Pass Breakups	2, 2x; last vs. Tulsa, 12/26/15
Forced Fumble	
Fumble Recovery	

#31 BRANDON FACYSON

CB | 6-2 | 197 | Newnan, Ga. | Northgate
 •2013 Third Team All-ACC
 •Had four tackles and three pass breakups vs. Boston College (9/17/16).
 •Had three tackles and forced a fumble at UNC (10/8/16).
 •Had three tackles and two pass breakups at Syracuse (10/15/16).
 •Forced a fumble and had two tackles vs. Miami (10/20/16).
 •Recorded three pass breakups and two tackles vs. Virginia (11/26/16).
 •Tallied a career-high 10 tackles vs. Arkansas (12/29/16).

CAREER STATS

YEAR	GP/GS	UA	A	TTL	TFL-YDS	SCK-YDS	INT	BU	PD
2013	12/9	20	7	27	2.0-8	0.0-0	5	8	13
2014	3/3	5	1	6	0.0-0	0.0-0	0	5	5
2015	13/10	20	11	31	1.0-1	0.0-0	0	10	10
2016	14/14	32	16	48	4.0-15	0.0-0	0	11	11
2017	0/0	0	0	0	0.0-0	0.0-0	0	0	0
TOTALS	42/36	77	35	112	7.0-24	0.0-0	5	34	39

CAREER HIGHS

Tackles	10 vs. Arkansas, 12/29/16
Tackles for Loss	1.0, 6x
Sacks	
Interceptions	2 at East Carolina, 9/14/13
Pass Breakups	4 vs. NC State, 10/9/15
Forced Fumble	1, 3x
Fumble Recovery	1 at Georgia Tech, 9/26/13

#22 TERRELL EDMUNDS

S | 6-2 | 220 | R-Jr. | Danville, Va. | Dan River
 •2016 Honorable Mention All-ACC (Coaches, ACSMA)
 •2016 All-ACC Team (ESPN.com)
 •Moved from rover to free safety in the spring.
 •Tied for third in the ACC in 2016 with four interceptions.
 •Tallied seven tackles and a pass breakup vs. Tennessee (9/10/16).
 •Racked up eight tackles and 0.5 TFL vs. East Carolina (9/24/16).
 •Picked off his third pass of the season and posted seven tackles vs. Miami (10/20/16).
 •Season-best 14 tackles came at Duke (11/5/16).
 •Had five tackles and an interception in the Belk Bowl vs. Arkansas (12/29/16).
 •Older brother, Trey, played for Tech from 2013-15 and is currently with the New Orleans Saints and younger brother, Tremaine, is a junior linebacker for the Hokies.

CAREER STATS

YEAR	GP/GS	UA	A	TTL	TFL-YDS	SCK-YDS	INT	BU	PD
2015	13/8	16	18	34	1.5-2	0.0-0	0	7	7
2016	14/13	45	44	89	2.5-4	0.0-0	4	3	7
2017	0/0	0	0	0	0.0-0	0.0-0	0	0	0
TOTALS	27/21	61	62	123	4.0-6	0.0-0	4	10	14

CAREER HIGHS

Tackles	14 at Duke, 11/5/16
Tackles for Loss	1.0, 3x
Sacks	
Interceptions	1, 4x
Pass Breakups	3 at Boston College, 10/31/15
Forced Fumble	
Fumble Recovery	1, 2x; last at North Carolina, 10/8/16

#6 MOOK REYNOLDS

DB | 6-0 | 191 | Jr. | Greensboro, N.C. | Northern Guilford
 •2016 ACC All-Bowl Team (ESPN)
 •2016 Honorable Mention All-Bowl Team (AP)
 •Had three tackles and an interception vs. Tennessee (9/10/16).
 •Made a season-high nine tackles at Syracuse (10/15/16).
 •Recorded an interception and six tackles at Pitt (10/27/16).

•Forced a fumble and made four tackles vs. Virginia (11/26/16).
 •Posted five tackles and two sacks in the Belk Bowl vs. Arkansas (12/29/16).

CAREER STATS

YEAR	GP/GS	UA	A	TTL	TFL-YDS	SCK-YDS	INT	BU	PD
2015	13/2	20	10	30	4.0-17	0.0-0	0	1	1
2016	14/13	36	28	64	9.5-44	2.0-19	2	6	8
2017	0/0	0	0	0	0.0-0	0.0-0	0	0	0
TOTALS	27/15	56	38	94	13.5-61	2.0-19	2	7	9

CAREER HIGHS

Tackles	9, 2x; last at Syracuse, 10/15/16
Tackles for Loss	3.0 vs. Arkansas, 12/29/16
Sacks	2.0 vs. Arkansas, 12/29/16
Interceptions	1, 2x; last at Pitt, 10/27/16
Pass Breakups	2, 2x; last at Duke, 11/5/16
Forced Fumble	1 vs. Virginia, 11/26/16
Fumble Recovery	1, 2x; last at ECU, 9/26/15

#21 REGGIE FLOYD

ROV | 6-0 | 218 | So. | Manassas, Va. | Stonewall Jackson
 •Played in 12 games as a true freshman.
 •Was in on a half sack vs. East Carolina (9/24/16).

CAREER STATS

YEAR	GP/GS	UA	A	TTL	TFL-YDS	SCK-YDS	INT	BU	PD
2016	12/0	0	1	1	0.5-7	0.5-7	0	0	0
2017	0/0	0	0	0	0.0-0	0.0-0	0	0	0
TOTALS	12/0	0	1	1	0.5-7	0.5-7	0	0	0

CAREER HIGHS

Tackles	1 vs. East Carolina, 9/24/16
Tackles for Loss	0.5 vs. East Carolina, 9/24/16
Sacks	0.5 vs. East Carolina, 9/24/16
Interceptions	
Pass Breakups	

#20 DEON NEWSOME

DB | 5-11 | 200 | R-Sr. | Hampton, Va. | Hampton
 •Has played on special teams the last two seasons and will play a key role as a DB in 2017.
 •Had 19 carries for 93 yards and seven catches for 19 yards as a redshirt freshman.

CAREER STATS

YEAR	GP/GS	UA	A	TTL	TFL-YDS	SCK-YDS	INT	BU	PD
2014	12/0	2	2	4	0.0-0	0.0-0	0	0	0
2015	6/0	1	0	1	0.0-0	0.0-0	0	0	0
2016	12/0	1	3	4	0.0-0	0.0-0	0	0	0
2017	0/0	0	0	0	0.0-0	0.0-0	0	0	0
TOTALS	30/0	4	5	9	0.0-0	0.0-0	0	0	0

CAREER HIGHS

Tackles	2 at Pitt, 10/16/14
Tackles for Loss	
Interceptions	
Pass Breakups	
Forced Fumble	
Fumble Recovery	1 at North Carolina, 10/4/14

#7 DEVON HUNTER

ROV | 6-0 | 216 | Fr. | Chesapeake, Va. | Indian River
 •A five-star recruit as rated by Scout and a four-star by ESPN and 247Sports.
 •Rated as the No. 1 safety in the state by Scout and the No. 3 player in the state by ESPN and 247Sports.
 •First-team All-Atlantic Conference and second-team All-5A South Region pick at defensive back.
 •Selected to play in the U.S. Army All-American Bowl.

CAREER STATS

YEAR	GP/GS	UA	A	TTL	TFL-YDS	SCK-YDS	INT	BU	PD
2017	0/0	0	0	0	0.0-0	0.0-0	0	0	0

CAREER HIGHS

Tackles	
Tackles for Loss	
Sacks	
Interceptions	
Pass Breakups	

#17 DIVINE DEABLO

S | 6-3 | 210 | So. | Winston-Salem, N.C. | Mount Tabor
 •Registered four tackles and forced a fumble on special teams as a true freshman.
 •Caught one pass for eight yards vs. East Carolina (9/24/16).

CAREER STATS

YEAR	GP/GS	UA	A	TTL	TFL-YDS	SCK-YDS	INT	BU	PD
2016	14/0	2	2	4	0.0-0	0.0-0	0	0	0
2017	0/0	0	0	0	0.0-0	0.0-0	0	0	0
TOTALS	14/0	2	2	4	0.0-0	0.0-0	0	0	0

CAREER HIGHS

Tackles	2 at Pitt, 10/27/16
Tackles for Loss	
Sacks	
Interceptions	
Pass Breakups	
Forced Fumble	1 at Pitt, 10/27/16
Fumble Recovery	

#9 KHALIL LADER

ROV | 5-11 | 180 | R-Fr. | Stone Mountain, Ga. | IMG Academy
 •Redshirted as a true freshman.
 •Rated as a four-star recruit by ESPN Football Recruiting and ranked the No. 26 cornerback in the country and the No. 61 player in the state as a high school senior.

CAREER STATS

YEAR	GP/GS	UA	A	TTL	TFL-YDS	SCK-YDS	INT	BU	PD
2017	0/0	0	0	0	0.0-0	0.0-0	0	0	0

CAREER HIGHS

Tackles	
Tackles for Loss	
Sacks	
Interceptions	
Pass Breakups	

#26 JOVONN QUILLEN

CB | 6-0 | 187 | So. | Hampton, Va. | Hampton
 •Appeared in 11 games as a true freshman.
 •Made three tackles and recovered a fumble at Pitt.

CAREER STATS

YEAR	GP/GS	UA	A	TTL	TFL-YDS	SCK-YDS	INT	BU	PD
2016	11/0	1	2	3	0.0-0	0.0-0	0	0	0
2017	0/0	0	0	0	0.0-0	0.0-0	0	0	0
TOTALS	11/0	1	2	3	0.0-0	0.0-0	0	0	0

CAREER HIGHS

Tackles	
Tackles for Loss	
Sacks	
Interceptions	
Passes Defended	

#28 BRYCE WATTS

CB | 6-0 | 167 | So. | Toms River, N.J. | Toms River North
 •Was listed as the top cornerback in the state of New Jersey and the fifth-best cornerback in the east region by Scout.com.
 •2016 All-Group 5 first-team by NJ.com.
 •Second-team all-state by NJ12 Varsity.
 •Defensively, he finished with 75 total tackles, 53 solo, with 5.0 tackles for loss.
 •Added two interceptions and 19 PDs along with seven fumble recoveries to his totals.

CAREER STATS

YEAR	GP/GS	UA	A	TTL	TFL-YDS	SCK-YDS	INT	BU	PD
2016	11/0	1	2	3	0.0-0	0.0-0	0	0	0
2017	0/0	0	0	0	0.0-0	0.0-0	0	0	0
TOTALS	11/0	1	2	3	0.0-0	0.0-0	0	0	0

CAREER HIGHS

Tackles	
Tackles for Loss	
Sacks	
Interceptions	
Passes Defended	

SPECIALISTS

#46 JOEY SLYE

K | 5-11 | 213 | Stafford, Va. | North Stafford

- 2017 Lou Groza Award Watch List
- 2017 Wuerffel Trophy Watch List
- 2017 All-State Good Works Team
- 2016 First Team All-ACC (Coaches)
- 2016 Third Team All-ACC (ACSMA)
- 2016 Lou Groza Award Semifinalist
- 2015 Lou Groza Award Semifinalist

- Ranked fourth in the ACC in 2016 with 118 points.
- Finished third with 20 field goals made.
- Racked up 73 touchbacks, opponents returned only 21 kicks.
- Went 2 for 2 on field goals and 4-of-4 on PATs at Notre Dame (11/19/16).
- Went 6-of-6 on field goals and 3-of-3 on PATs at Pitt (10/27/16).

FIELD GOALS

YEAR	GP	M-A	PCT.	20-29	30-39	40-49	50+	LNG	BLKD
2014	13	20-28	71.4	10-10	6-8	4-6	0-4	49	2
2015	13	23-30	76.7	2-2	8-9	13-16	0-3	48	0
2016	13	20-27	74.1	12-12	7-8	1-6	0-1	47	1
2017	0	0-0	0.0	0-0	0-0	0-0	0-0	0	0
TOTALS	40	63-85	74.1	24-24	21-25	18-28	0-8	49	3

EXTRA POINTS

YEAR	M-A	POINTS
2014	33-34	93
2015	41-42	110
2016	58-59	118
2017	0	0
TOTALS	132-135	321

CAREER HIGHS

- FG Made** 6 at Pitt, 10/27/16
- FG Attempted** 6 at Pitt, 10/27/16
- Longest FG** 49 vs. Cincinnati, 12/27/14
- Longest Attempt** 67 vs. Duke, 10/24/15
- PATs Made** 7, 4x; last vs. Virginia, 11/26/16

VIRGINIA TECH RECORD BOOK

Career Field Goals

Name	Years	FGs
1. Shayne Graham	1996-99	68
2. Joey Slye	2014-	63
3. Brandon Pace	2003-06	58

Career Points

Name	Years	Points
1. Shayne Graham, K	1996-99	371
2. Lee Suggs, RB	1999-02	336
3. Joey Slye, K	2014-	321

#91 OSCAR BRADBURN

P | 6-1 | 202 | Sydney, Australia | Sydney Secondary

- Attended the Blackwattle Bay us of Sydney Secondary College.
- Played Australian Rules Football for Sydney Swans Academy.
- Trained at Pro Kick Australia, a training facility in Melbourne that produced two of the three finalists for the 2016 Ray Guy Award.

CAREER STATS

YEAR	GP	NO.	YDS	AVG	LNG	TB	FC	I20	50+
2017	0	0	0	0	0	0	0	0	0

CAREER HIGHS

- Punts** _____
- Punting Yards** _____
- Punting Average** _____

THE LAST TIME

TEAM

Scored 90+ points	99, vs. Emory & Henry (11/22/19)
Scored 80-89 points	86, vs. Roanoke College (9/30/1905)
Scored 70-79 points	77, vs. Akron (10/14/95)
Scored 60-69 points	66, vs. Appalachian State (9/03/11)
Scored 50-59 points	52, vs. Virginia (11/26/16)
Scored 40-49 points	49, vs. Boston College (9/17/16)
Back-to-back 40+ games	vs. BC (49), vs. ECU (54), 2016
Three straight 40+ games	at NCSU (41), vs. CMU (45), vs. WF (52), 2010
Four straight 40+ games	NCSU (41), CMU (45), WF (52), Duke (44), 2010
Rushed for 500+ yards	500, at Pittsburgh (9/11/93)
Rushed for 400-499 yards	444, vs. Marshall (9/12/09)
Rushed for 300-399 yards	308, vs. Western Michigan (9/27/14)
Rushed for 200-299 yards	289, vs. Virginia (11/26/16)
Passed for 500+ yards	504, at Syracuse (11/09/02)
Passed for 400-499 yards	406, at Pittsburgh (10/27/16)
Passed for 300-399 yards	316 vs. Georgia Tech (11/12/16)
Passed for 200-299 yards	243, vs. Arkansas (12/29/16)
Rushed/Passed for 200+ yards	vs. Virginia (11/26/16)
	289 rush, 297 pass
Had 600+ yards in total offense	605, vs. Wake Forest (10/16/10)
Had 500-599 yards in total offense	579, vs. Virginia (11/26/16)
Scored on first offensive play	vs. Appalachian State, 2011
	David Wilson, 20-yard run
Won on final offensive play	vs. Virginia (11/24/12)
	Cody Journell 29 yd FG
Lost on final offensive play	North Carolina (11/21/15)
	Quinshad Davis 5-yd pass from Marquise Williams (OT)
Won in overtime	29-21, vs. Marshall (11/21/13)
Lost in overtime	30-27 (OT), vs. North Carolina (11/21/15)
Recorded a safety	vs. East Carolina (9/24/16)
Recorded two defensive TDs	at Boston College (10/18/08)
Zero punts in a game	vs. James Madison (9/11/10)
Zero sacks allowed in a game	vs. East Carolina (9/24/16)
Recorded a shutout	vs. Boston College (9/17/16)
Held opp. to 0 yards or less rushing	-15, vs. Florida State (11/08/12)
Blocked two kicks in a game	vs. East Carolina (9/24/16)
Scored special teams TD	vs. East Carolina (9/24/16)
Scored defensive & special teams TD	at Purdue (9/19/15)
Played an overtime game	vs. Duke [4 OT] (10/14/15)

INDIVIDUAL

Rushed for 200+ yards	253, Darren Evans, vs. Maryland (11/06/08)
Rushed for 150-199 yards	157, J.C. Coleman, vs. Cincinnati (12/27/14)
Two players rushed for 100 yards	NC State (10/02/10)
	(Darren Evans, 160 yds. & Tyrod Taylor, 121 yds.)
Three players rushed for 100 yards	at South Carolina (10/12/74)
	Phil Rogers (120), Roscoe Coles (111) & George Heath (104)
Had 40+ carries	42, Cyrus Lawrence, vs. Memphis St. (10/03/81)
Had 30-39 carries	33, Travon McMillian, at Boston College (10/31/15)
Had 20-29 carries	22, Jerod Evans, vs. Arkansas (12/29/16)
Had two players with 20+ carries	Logan Thomas (23) & Trey Edmunds (22) vs. Marshall (9/21/13)
Rushed for 6 TDs	Tommy Francisco, vs. VMI (11/24/66)
Rushed for 5 TDs	Lee Suggs, at UCF (11/11/00)
Rushed for 4 TDs	Trey Edmunds, at Miami (11/09/13)
Rushed for 3 TDs	David Wilson, vs. Appalachian State (9/03/11)
Rushed for 2 TDs	Jerod Evans vs. Arkansas (12/29/16)
Passed for 500+ yards	504, Bryan Randall, at Syracuse (11/09/02)
Passed for 300-499 yards	316, Jerod Evans, vs. Georgia Tech (11/12/16)
Passed for 200-299 yards	243, Jerod Evans, vs. Arkansas (12/29/16)
Two QBs each pass for 100+ yards	vs. Appalachian State (9/03/11)
	(Logan Thomas, 149 yds. & Mark Leal, 113 yds.)

Passed for 5 TDs	Jerod Evans, vs. Boston College (9/17/16)
Passed for 4 TDs	Jerod Evans, vs. Liberty (9/03/16)
Passed for 3 TDs	Jerod Evans, vs. East Carolina (9/24/16)
Passed for 2 TDs	Jerod Evans, vs. Arkansas (12/29/16)
Two QBs with 2 TD passes apiece	Logan Thomas and Mark Leal vs. Appalachian State (9/03/11)
Had 50+ pass attempts	56, Michael Brewer, vs. East Carolina (9/13/14)
Had 40-49 pass attempts	45, Jerod Evans, vs. Georgia Tech (11/12/16)
Had 30-39 pass attempts	33, Jerod Evans, vs. Arkansas (12/29/16)
Had 20-29 pass attempts	27, Jerod Evans vs. Virginia (11/26/16)
Had 30+ pass completions	32, Jerod Evans, vs. Georgia Tech (11/12/16)
Had 20-29 pass completions	21, Jerod Evans, vs. Arkansas (12/29/16)
QB rush/pass for 100 yards	Logan Thoms vs. Duke (10/26/13)
	(101 rush, 214 pass)

Had 10+ receptions	12, Cam Phillips, vs. Clemson (12/03/16)
Had 250+ yards receiving	279, Ernest Wilford, at Syracuse (11/09/02)
Had 200-249 yards receiving	227, Isaiah Ford, vs. Tulsa (12/26/15)
Had 100+ yards receiving	117, Isaiah Ford, vs. East Carolina (9/24/16)
Three players with 100+ receiving	at Pittsburgh (10/27/16)
	Isaiah Ford (143), Bucky Hodges (145), Cam Phillips (109)
Had 4 TD receptions	Ernest Wilford at Syracuse (11/09/02)
Had 3 TD receptions	Bucky Hodges, vs. Duke (4 OT) (10/24/15)
Had 2 TD receptions	Bucky Hodges vs. Miami (10/20/16)
Intercepted 3 passes	Kendall Fuller, vs. Duke (10/26/13)
Intercepted 2 passes	Greg Stroman, vs. Liberty (9/03/16)
Returned a KO for TD	Demetri Knowles, at North Carolina (10/06/12)
Returned punt for TD	Greg Stroman, vs. East Carolina (9/24/16)
Returned an INT for TD	Andrew Motuapuaka, vs. Furman (9/12/15)
Returned a fumble for TD	Andrew Motuapuaka vs. Virginia (11/26/16)
Returned blocked punt for TD	Adonis Alexander, at Purdue (9/19/15)
Returned blocked FG for TD	Adonis Alexander vs. Duke (11/05/16)
Returned blocked PAT for 2 pts	Stephan Virgil, vs. East Carolina (8/30/08)
Blocked an extra point	Dadi Nicolas, vs. Miami (10/23/14)
Blocked a FG	Greg Stroman, at Duke (11/05/16)
Blocked a punt	Cam Phillips, vs. East Carolina (9/24/16)
Scored a def. and special teams TD in a game	DeAngelo Hall vs. Arkansas St. (8/25/02) (49-yd. INT & 69-yd. PR)
Returned two punts for TDs	DeAngelo Hall vs. Syracuse (10/11/03) (58 & 60 yds.)
Successful 2-point conversion	vs. Duke (4 OT) (10/24/15)
	Travon McMillian, rush

Made 6 FGs	Joey Slye, at Pittsburgh (10/27/16)
Made 5 FGs	Chris Kinzer, vs. Vanderbilt (11/15/86)
Made 4 FGs	Joey Slye, at Boston College (10/31/15)
Made 3 FGs	Joey Slye, vs. Miami (10/20/16)
Kicked a 60+ FG	61, Wayne Latimer, vs. Florida State (10/11/1975)
Kicked a 50-59 FG	56, Cody Journell, at Boston College (11/02/13)
Kicked a 40-49 FG	47, Joey Slye, vs. Miami (10/20/16)
Kicked two 40+ yards FGs in one game	Joey Slye, at Virginia (11/28/15)
Kicked a 70+ punt	75, Michael Branthover, at Duke (10/29/11)
Kicked a 60-69 punt	60, Mitchell Ludwig, vs. Clemson (12/03/16)



THE LAST TIME – OPPONENT

TEAM

Scored 70+ points	77, Alabama (10/27/73)
Scored 60-69 points	66, Washington & Lee (11/03/51)
Scored 50-59 points	52, Tulsa (12/26/15)
Scored 40-49 points	42, vs. Clemson (12/03/16)
Rushed for 500+ yards	748, Alabama (10/27/73)
Rushed for 400-499 yards	461, Alabama (11/18/72)
Rushed for 300-399 yards	309, vs. Georgia Tech (11/12/16)
Rushed for 200-299 yards	200, at Notre Dame (11/19/16)
Had 50-99 yards rushing	73, at North Carolina (10/08/16)
Had FEWER than 50 yards rushing	46, vs. Arkansas (12/29/16)
Passed for 500+ yards	NEVER
Passed for 400-499 yards	450, at Syracuse (10/15/16), 2, vs. East Carolina, 2016
Had 50-99 yards passing	58, at North Carolina (10/08/16)
Had FEWER than 50 yards passing	34, vs. Georgia Tech (11/12/16)
Had 800+ yards in total offense	833, Alabama (10/27/73)
Had 700-799 yards in total offense	NEVER
Had 600-699 yards in total offense	604, Syracuse (11/09/02)
Had 500-599 yards in total offense	563, vs. Tulsa (12/26/15)
Recorded a safety	Boston College [2] (10/18/08)
Recorded a defensive TD	Georgia Tech (11/12/15)
Shut out Tech	Cincinnati (9/16/95)
Blocked two kicks in a game	Duke (9/16/06)
Scored a special teams TD	Alabama (8/31/13)
Scored defensive & special teams TD	Alabama (8/31/13)

INDIVIDUAL

Rushed for 200+ yards	249, Duke Johnson, Miami (10/23/14)
Rushed for 150-199 yards	169, James Summers, East Carolina (9/26/15)
Rushed for 100-149 yards	118, Taquan Mizzell, vs. Virginia (11/26/16)
Two players rushed for 100 yards	vs. Georgia Tech (11/12/16)
	Marcus Marshall (143) & Matthew Jordan (142)
Three players rushed for 100 yards	NEVER
Had 40+ carries	44, Paul Palmer, Temple (10/18/86)
Had 35-39 carries	38, Derrick Knight, Boston College (11/22/03)
Rushed for 6 TDs	Willis McGahee, Miami (12/07/02)
Rushed for 5 TDs	NEVER
Rushed for 4 TDs	Chris Brantley, Rutgers (10/31/92)
Rushed for 3 TDs	James Connor, at Pittsburgh (10/27/16)
Rushed for 2 TDs	Deshaun Watson, vs. Clemson (12/03/16)
Passed for 500+ yards	NEVER
Passed for 400-499 yards	427, Shane Carden, East Carolina (9/13/14)
Passed for 300-399 yards	323, Brad Kaaya, vs. Miami (12/03/16)
Passed for 5 TDs	NEVER
Passed for 4 TDs	Thomas Sirk, Duke (4 OT) (10/29/11)
Passed for 3 TDs	Deshaun Watson, vs. Clemson (12/03/16)
Had 50+ pass attempts	53, Eric Dungey, at Syracuse (10/15/16)
Had 40-49 pass attempts	44, Dane Evans, Tulsa (12/26/15)
Had 30-39 pass attempts	31, Austin Allen, vs. Arkansas (12/29/16)
Had 30+ pass completions	30, Dominique Davis, East Carolina (9/18/10)
Had 20-29 pass comps	23, Deshaun Watson, vs. Clemson (12/03/16)
QB rush/pass for 100 yards	Eric Dungey, at Syracuse (10/15/16)
	311 yds passing, 109 yds rushing

Had 11+ receptions	11, Ervin Phillips, at Syracuse (10/15/16)
Had 250+ yards receiving	NEVER
Had 200-249 yards receiving	224, Cam Worthy, East Carolina (9/13/14)
Had 100+ yards receiving	105 Keon Hatcher, vs. Arkansas (12/29/16)
Two players w/100+ yards receiving	at Syracuse (10/15/16)
	Ervin Phillips, 139 & Brisley Estime, 131
Had 4 TD receptions	Chris Brantley, Rutgers (10/31/92)
Had 3 TD receptions	Coby Fleener, Stanford (1/03/11)
Had 2 TD receptions	Jordan Leggett, vs. Clemson (12/03/16)
Intercepted 3 passes	Aaron Beasley, West Virginia (9/22/94)
Intercepted 2 passes	Cordrea Tankersley, vs. Clemson, 2016 (12/03/16)
Returned a KO for TD	Christian Jones, Alabama (8/31/13)
Returned punt for TD	William Likely, Maryland (11/16/13)
Returned an INT for TD	David Dean, Virginia (11/28/14)
Returned/recovered a fumble for TD	Alpha Jalloh, vs. Liberty (9/03/16)
Returned blocked punt for TD	T.J. Lee, East Carolina (8/30/08)
Returned blocked FG for TD	NEVER
Returned blocked PAT for 2 pts	Nigel Bradham, Florida State (12/04/10)
Blocked an extra point	Richard Ash, Western Michigan (9/27/14)
Blocked a FG	TEAM, vs. Georgia Tech (11/12/16)
Blocked a punt	Gabriel Terry, Miami (11/1/2012)
2-point conversion	at Pittsburgh (10/27/16)
	Nathan Peterman pass to James Conner
Made 6 FGs	NEVER
Made 5 FGs	Alex Henery, Nebraska (9/19/09)
Made 4 FGs	Will Snyderwine, Duke (9/19/09)
Made 3 FGs	Harrison Butker, vs. Georgia Tech (11/12/16)
Kicked a 60+ FG	NEVER
Kicked a 50-59 FG	51, Cole Murphy, at Syracuse (10/15/16)
Kicked two 50+ FGs	51 & 53, Ross Martin, Duke (10/26/13)
Kicked a 40-49 FG	40, Harrison Butker, vs. Georgia Tech (11/12/16)
Kicked a 70+ punt	76, Alex Henery, Nebraska (9/19/09)
Kicked a 60-69 punt	67, Nicholas Conte, vs. Virginia (11/26/16)

TURNOVERS

THE LAST TIME TECH...

Lost two fumbles	at North Carolina (10/08/16)
Lost three fumbles	vs. Miami (10/23/14)
Lost four fumbles	vs. Liberty (9/03/16)
Lost five or more fumbles	5, vs. Tennessee (9/10/16)
Threw three interceptions	at Miami, Brenden Motley (10/17/15)
Threw four interceptions	Logan Thomas vs. Duke (10/26/13)
Threw five interceptions	Maurice DeShazo vs. Virginia (11/19/94)
Threw six or more interceptions	7, vs. Florida St. (10/10/59)

THE LAST TIME AN OPPONENT...

Lost two fumbles	at North Carolina (10/08/16)
Lost three fumbles	North Carolina (OT) (11/21/15)
Lost four fumbles	Arkansas St. (8/25/02)
Lost five or more fumbles	5, Clemson (9/14/85)
Threw three interceptions	Arkansas (12/29/16)
Threw four interceptions	Duke (10/26/13)
Threw five interceptions	Georgia Tech (11/1/07)
Threw six or more interceptions	6, Rutgers (11/21/98)

**VIRGINIA TECH FOOTBALL
2016 SEASON - FINAL STATS**

RECORD	OVERALL	HOME	AWAY	NEUTRAL
ALL GAMES	10-4	5-1	4-1	1-2
CONFERENCE	6-2	3-1	3-1	0-0
NON-CONFERENCE	4-2	2-0	1-0	1-2

DATE	OPPONENT	LOCATION	TV	SCORE	ATTEND
Sep 03, 2016	Liberty	Blacksburg, Va.	ACC NETWORK	W 36-16	62,234
! Sep 10, 2016	vs. (17/14) Tennessee	Bristol Motor Speedway	ABC	L 24-45	156,990
* Sep 17, 2016	Boston College	Blacksburg, Va.	ESPNU	W 49-0	60,054
Sep 24, 2016	East Carolina	Blacksburg, Va.	ACC NETWORK	W 54-17	63,712
* Oct 08, 2016	at (17/16) North Carolina	Chapel Hill, N.C.	ABC/ESPN2	W 34-3	33,000
* Oct 15, 2016	at Syracuse	Syracuse, N.Y.	ESPNU	L 17-31	33,838
* Oct 20, 2016	Miami	Blacksburg, Va.	ESPN	W 37-16	63,507
* Oct 27, 2016	at Pittsburgh	Pittsburgh, Pa.	ESPN	W 39-36	63,507
* Nov 05, 2016	at Duke	Durham, N.C.	ESPNU	W 24-21	38,217
* Nov 12, 2016	Georgia Tech	Blacksburg, Va.	ESPNU	L 20-30	65,632
* Nov 19, 2016	at Notre Dame	Notre Dame, Ind.	NBC	W 34-31	80,795
* Nov 26, 2016	Virginia	Blacksburg, Va.	ESPN2	W 52-10	63,120
% Dec 03, 2016	vs. (3/3) Clemson	Camping World Stadium	ABC	L 35-42	50,628
^ Dec 29, 2016	vs. Arkansas	Bank of America Stadium	ESPN	W 35-24	46,902

* - Atlantic Coast Conference Game
! - Battle at Bristol (Bristol, Tenn.)
% - ACC Championship (Orlando, Fla.)
^ - Belk Bowl (Charlotte, N.C.)

Rankings: (AP/Coaches)

RUSHING	GP	ATT	GAIN	LOSS	NET	AVG	TD	LONG	AVG/G
Jerod Evans	14	204	1066	220	846	4.1	12	55	60.4
Travon McMillian	14	145	722	46	676	4.7	7	69	48.3
Sam Rogers	14	67	284	1	283	4.2	2	32	20.2
Marshawn Williams	9	59	247	3	244	4.1	2	19	27.1
Cam Phillips	14	30	147	7	140	4.7	0	20	10.0
Brenden Motley	7	20	126	2	124	6.2	2	26	17.7
Shai McKenzie	6	20	82	6	76	3.8	1	9	12.7
D.J. Reid	5	12	65	0	65	5.4	0	18	13.0
Steven Peoples	14	16	60	0	60	3.8	1	7	4.3
C.J. Carroll	13	9	50	4	46	5.1	0	16	3.5
Bucky Hodges	14	9	47	5	42	4.7	0	15	3.0
Isaiah Ford	14	6	44	11	33	5.5	0	26	2.4
Deshawn McCleave	1	8	28	1	27	3.4	0	7	27.0
Sean Daniel	1	1	10	0	10	10.0	0	10	10.0
Henri Murphy	13	1	3	0	3	3.0	0	3	0.2
Jack Click	1	2	2	1	1	0.5	0	2	1.0
Mitchell Ludwig	14	1	0	11	-11	-11.0	0	0	-0.8
TEAM	13	28	0	97	-97	-3.5	0	0	-7.5
TOTAL	14	638	2983	415	2568	4.0	27	69	183.4
OPPONENTS	14	524	2413	436	1977	3.8	22	67	141.2

PASSING	GP	EFFIC	ATT-CMP-INT	PCT	YDS	TD	LONG	AVG/G
Jerod Evans	14	152.98	268-422-8	63.5	3546	29	62	253.3
Brenden Motley	7	95.52	9-20-0	45.0	81	1	31	11.6
TEAM	13	0.00	0-3-0	0.0	0	0	0	0.0
Jack Click	1	0.00	0-1-0	0.0	0	0	0	0.0
Mitchell Ludwig	14	268.00	1-1-0	100.0	20	0	20	1.4
Sam Rogers	14	539.20	1-1-0	100.0	13	1	13	0.9
Isaiah Ford	14	0.00	0-1-0	0.0	0	0	0	0.0
TOTAL	14	149.83	279-449-8	62.1	3660	31	62	261.4
OPPONENTS	14	111.10	216-431-16	50.1	2803	18	84	200.2

RECEIVING	GP	NO.	YDS	AVG	TD	LONG	AVG/G
Isaiah Ford	14	79	1094	13.8	7	53	78.1
Cam Phillips	14	76	983	12.9	5	55	70.2
Bucky Hodges	14	48	691	14.4	7	42	49.4
Sam Rogers	14	24	301	12.5	4	52	21.5
C.J. Carroll	13	18	258	14.3	0	62	19.8
Travon McMillian	14	11	114	10.4	3	31	8.1
Chris Cunningham	12	6	48	8.0	4	13	4.0
Henri Murphy	13	3	29	9.7	0	12	2.2
Shai McKenzie	6	3	28	9.3	0	17	4.7
Jaylen Bradshaw	8	3	25	8.3	0	10	3.1
Steven Peoples	14	2	40	20.0	1	27	2.9
Devin Wilson	6	2	13	6.5	0	8	2.2
Terrell Edmunds	14	1	20	20.0	0	20	1.4
Divine Deablo	14	1	8	8.0	0	8	0.6
Sean Daniel	1	1	6	6.0	0	6	6.0
Marshawn Williams	9	1	2	2.0	0	2	0.2
TOTAL	14	279	3660	13.1	31	62	261.4
OPPONENTS	14	216	2803	13.0	18	84	200.2

TEAM STATISTICS	HOKIES	OPPONENT
SCORING	490	319
Points Per Game	35.0	22.8
Points Off Turnovers	82	81
FIRST DOWNS	331	242
Rushing	135	99
Passing	172	116
Penalty	24	27
RUSHING YARDAGE	2568	1977
Yards gained rushing	2983	2413
Yards lost rushing	415	436
Rushing Attempts	638	524
Average Per Rush	4.0	3.8
Average Per Game	183.4	141.2
TDs Rushing	27	22
PASSING YARDAGE	3660	2803
Comp-Att-Int	279-449-8	216-431-16
Average Per Pass	8.2	6.5
Average Per Catch	13.1	13.0
Average Per Game	261.4	200.2
TDs Passing	31	18
TOTAL OFFENSE	6228	4780
Total Plays	1087	955
Average Per Play	5.7	5.0
Average Per Game	444.9	341.4
KICK RETURNS: #-Yards	44-943	21-376
PUNT RETURNS: #-Yards	43-343	14-61
INT RETURNS: #-Yards	16-64	8-72
KICK RETURN AVERAGE	21.4	17.9
PUNT RETURN AVERAGE	8.0	4.4
INT RETURN AVERAGE	4.0	9.0
FUMBLES-LOST	32-18	21-9
PENALTIES-Yards	71-660	114-825
Average Per Game	47.1	58.9
PUNTS-Yards	70-2718	98-4041
Average Per Punt	38.8	41.2
Net punt average	37.4	36.3
KICKOFFS-Yards	93-6001	68-4175
Average Per Kick	64.5	61.4
Net kick average	40.9	39.1
TIME OF POSSESSION/Game	31:15	28:45
3RD-DOWN Conversions	90/211	56/204
3rd-Down Pct	43%	27%
4TH-DOWN Conversions	9/16	10/21
4th-Down Pct	56%	48%
SACKS BY-Yards	32-200	32-162
MISC YARDS	112	9
TOUCHDOWNS SCORED	61	41
FIELD GOALS-ATTEMPTS	20-28	11-16
ON-SIDE KICKS	0-2	0-0
RED-ZONE SCORES	(60-68) 88%	(34-41) 83%
RED-ZONE TOUCHDOWNS	(42-68) 62%	(25-41) 61%
PAT-ATTEMPTS	(58-59) 98%	(38-40) 95%

ATTENDANCE	HOKIES	OPPONENT
TOTAL	378259	226104
Games/Avg Per Game	6/63043	5/45221
Neutral Site Games		3/84840

SCORE BY QUARTERS	1ST	2ND	3RD	4TH	TOTAL
Virginia Tech	88	134	155	113	490
Opponents	70	106	66	77	319

PUNT RETURNS	NO.	YDS	AVG	TD	LONG
Greg Stroman	25	221	8.8	1	87
C.J. Carroll	11	98	8.9	0	19
Cam Phillips	5	34	6.8	0	15
Curtis Williams	1	-8	-8.0	0	0
TEAM	1	-2	-2.0	0	0
Adonis Alexander	0	0	0.0	0	0
TOTAL	43	343	8.0	1	87
OPPONENTS	14	61	4.4	0	21

INTERCEPTIONS	NO.	YDS	AVG	TD	LONG
Terrell Edmunds	4	28	7.0	0	15
Greg Stroman	3	0	0.0	0	0
Andrew Motuapuaka	3	0	0.0	0	0
Mook Reynolds	2	4	2.0	0	3
Adonis Alexander	2	-1	-0.5	0	0
Anthony Shegog	1	0	0.0	0	0
Tremaine Edmunds	1	9	9.0	0	9
TOTAL	16	64	4.0	0	24
OPPONENTS	8	72	9.0	0	50

KICK RETURNS	NO.	YDS	AVG	TD	LONG
Greg Stroman	22	460	20.9	0	37
Henri Murphy	12	321	26.8	0	47
Der'Woun Greene	5	113	22.6	0	37
Ricky Walker	2	19	9.5	0	11
Tim Settle	2	15	7.5	0	9
Sam Rogers	1	15	15.0	0	15
Adonis Alexander	0	0	0.0	0	0
TOTAL	44	943	21.4	0	47
OPPONENTS	21	376	17.9	0	31

FUMBLE RETURNS	NO.	YDS	AVG	TD	LONG
Andrew Motuapuaka	2	79	39.5	1	70
Woody Baron	1	9	9.0	0	9
Adonis Alexander	0	0	0.0	1	0
TOTAL	3	88	29.3	2	70
OPPONENTS	1	71	71.0	1	71

FG SEQUENCE	VIRGINIA TECH	OPPONENTS
Liberty	52,(34),(34)	-
Tennessee	47,(26)	(34),47
Boston College	-	-
East Carolina	(20)	[26],[27]
North Carolina	(35),(28)	(28)
Syracuse	(36),45	[53],[51],51
Miami	(47),(27),(38),[42]	(29)
Pitt	(31),(21),(22),(26),(37),(22)	-
Duke	34,(27)	[30]
Georgia Tech	[38]	(40),(39),(35)
Notre Dame	(23),(20)	(25)
Virginia	45,(24)	(29)
Clemson	-	-
Arkansas	48	(38)

Numbers in (parentheses) indicate field goal was made.
Numbers in [brackets] indicate field goal was blocked.

PUNTING	NO.	YDS	AVG	LONG	TB	FC	I20	50+	BLKD
Mitchell Ludwig	68	2638	38.8	61	2	31	31	10	0
Greg Stroman	2	80	40.0	45	0	0	1	0	0
TOTAL	70	2718	38.8	61	2	31	32	10	0
OPPONENTS	98	4041	41.2	67	7	28	18	16	1

KICKOFFS	NO.	YDS	AVG	TB	OB	RETN	NET	YDLN
Joey Slye	93	6001	64.5	73	0	376	40.9	24
TOTAL	93	6001	64.5	73	0	376	40.9	24
OPPONENTS	68	4175	61.4	23	1	943	39.1	25

SCORING	TD	FGS	PATS				DXP	SAFETY	POINTS
			KICK	RUSH	RCV	PASS			
Joey Slye	0	20-27	58-59	0-0	0	0-0	0	0	118
Jerod Evans	12	0-0	0-0	0-1	0	1-1	0	0	72
Travon McMillian	10	0-0	0-0	0-0	0	0-0	0	0	60
Bucky Hodges	7	0-0	0-0	0-0	0	0-0	0	0	42
Isaiah Ford	7	0-0	0-0	0-0	0	0-0	0	0	42
Sam Rogers	6	0-0	0-0	0-0	0	0-0	0	0	36
Cam Phillips	5	0-0	0-0	0-0	0	0-0	0	0	30
Chris Cunningham	4	0-0	0-0	0-0	1	0-0	0	0	26
Brenden Motley	2	0-0	0-0	0-0	0	0-0	0	0	12
Steven Peoples	2	0-0	0-0	0-0	0	0-0	0	0	12
Marshawn Williams	2	0-0	0-0	0-0	0	0-0	0	0	12
Greg Stroman	1	0-0	0-0	0-0	0	0-0	0	0	6
Shai McKenzie	1	0-0	0-0	0-0	0	0-0	0	0	6
Adonis Alexander	1	0-0	0-0	0-0	0	0-0	0	0	6
Andrew Motuapuaka	1	0-0	0-0	0-0	0	0-0	0	0	6
TEAM	0	0-1	0-0	0-0	0	0-0	0	2	4
TOTAL	61	20-28	58-59	0-1	1	1-1	0	2	490
OPPONENTS	41	11-16	38-40	0-0	1	1-1	0	0	319

TOTAL OFFENSE	G	PLAYS	RUSH	PASS	TOTAL	AVG/G
Jerod Evans	14	626	846	3546	4392	313.7
Travon McMillian	14	145	676	0	676	48.3
Sam Rogers	14	68	283	13	296	21.1
Marshawn Williams	9	59	244	0	244	27.1
Brenden Motley	7	40	124	81	205	29.3
Cam Phillips	14	30	140	0	140	10.0
Shai McKenzie	6	20	76	0	76	12.7
D.J. Reid	5	12	65	0	65	13.0
Steven Peoples	14	16	60	0	60	4.3
C.J. Carroll	13	9	46	0	46	3.5
Bucky Hodges	14	9	42	0	42	3.0
Isaiah Ford	14	7	33	0	33	2.4
Deshawn McCleese	1	8	27	0	27	27.0
Sean Daniel	1	1	10	0	10	10.0
Mitchell Ludwig	14	2	-11	20	9	0.6
Henri Murphy	13	1	3	0	3	0.2
Jack Click	1	3	1	0	1	1.0
TEAM	13	31	-97	0	-97	-7.5
TOTAL	14	1087	2568	3660	6228	444.9
OPPONENTS	14	955	1977	2803	4780	341.4

FIELD GOALS	FGM-FGA	PCT	01-19	20-29	30-39	40-49	50-99	LG	BLK
Joey Slye	20-27	74.1	0-0	12-12	7-8	1-6	0-1	47	1
TEAM	0-1	0.0	0-0	0-0	0-1	0-0	0-0	0	1

ALL PURPOSE	G	RUSH	REC	PR	KOR	IR	TOT	AVG/G
Cam Phillips	14	140	983	34	0	0	1157	82.6
Isaiah Ford	14	33	1094	0	0	0	1127	80.5
Jerod Evans	14	846	0	0	0	0	846	60.4
Travon McMillian	14	676	114	0	0	0	790	56.4
Bucky Hodges	14	42	691	0	0	0	733	52.4
Greg Stroman	11	0	0	221	460	0	681	61.9
Sam Rogers	14	283	301	0	15	0	599	42.8
C.J. Carroll	13	46	258	98	0	0	402	30.9
Henri Murphy	13	3	29	0	321	0	353	27.2
Marshawn Williams	9	244	2	0	0	0	246	27.3
Brenden Motley	7	124	0	0	0	0	124	17.7
Der'Woun Greene	10	0	0	0	113	0	113	11.3
Shai McKenzie	6	76	28	0	0	0	104	17.3
Steven Peoples	14	60	40	0	0	0	100	7.1
D.J. Reid	5	65	0	0	0	0	65	13.0
Chris Cunningham	12	0	48	0	0	0	48	4.0
Terrell Edmunds	14	0	20	0	0	28	48	3.4
Deshawn McCleese	1	27	0	0	0	0	27	27.0
Jaylen Bradshaw	8	0	25	0	0	0	25	3.1
Chuck Clark	14	0	0	0	0	24	24	1.7
Ricky Walker	14	0	0	0	19	0	19	1.4
Sean Daniel	1	10	6	0	0	0	16	16.0
Tim Settle	14	0	0	0	15	0	15	1.1
Devin Wilson	6	0	13	0	0	0	13	2.2
Adonis Alexander	13	0	0	0	0	-1	9	0.7
Tremaine Edmunds	14	0	0	0	0	9	9	0.6
Divine Deablo	14	0	8	0	0	0	8	0.6
Mook Reynolds	14	0	0	0	0	4	4	0.3
Jack Click	1	1	0	0	0	0	1	1.0
Curtis Williams	13	0	0	-8	0	0	-8	-0.6
Mitchell Ludwig	14	-11	0	0	0	0	-11	-0.8
TEAM	13	-97	0	-2	0	0	-99	-7.6
TOTAL	14	2568	3660	343	943	64	7588	542.0
OPPONENTS	14	1977	2803	61	376	72	5289	377.8

DEFENSIVE STATISTICS

LEADERS	GP-GS	TACKLES			TFL/YDS	SACKS NO-YARDS	PASS DEF			FUMBLES		BLKD KICK	SAFETY
		SOLO	AST	TOTAL			INT-YDS	BRUP	QBH	RCV-YDS	FF		
54 Andrew Motuapuaka	14	52	62	114	5.5-22	2.0-11	3-0	4	5	2-79	1	.	.
49 Tremaine Edmunds	14	56	50	106	18.5-68	4.5-27	1-9	3	9	1-0	1	.	.
19 Chuck Clark	14	50	44	94	2.5-5	.	0-24	2	.	.	1	.	.
25 Terrell Edmunds	14	45	44	89	2.5-4	.	4-28	3	1	1-0	.	.	.
6 Mook Reynolds	14	36	28	64	9.5-44	2.0-19	2-4	6	4	.	1	.	.
60 Woody Baron	14	37	19	56	18.5-69	5.5-29	.	.	5	2-9	.	.	.
31 Brandon Facyson	14	32	16	48	4.0-15	.	.	11	.	.	2	.	.
36 Adonis Alexander	13	31	13	44	2.0-5	.	2--1	7	1
99 Vinny Mihota	13	20	23	43	7.0-23	2.0-16	.	3	3	.	.	1	.
94 Trevon Hill	14	17	20	37	6.0-20	2.5-11	.	.	4
4D Ken Ekanem	13	20	16	36	10.0-43	7.5-39	.	2	11
98 Ricky Walker	14	10	18	28	6.5-25	1.5-14	.	4	4
24 Anthony Shegog	14	9	13	22	3.0-14	1.5-9	1-0	3	1	1-0	1	.	.
8 Nigel Williams	12	10	7	17	5.0-10	0.5-1	.	1	1
97 Tim Settle	14	7	10	17	7.0-16	.	.	.	2	.	.	1	.
3 Greg Stroman	11	7	6	13	.	.	3-0	10	.	.	.	1	.
56 Sean Huelskamp	14	3	8	11	1
23 Der'Woun Greene	10	7	2	9	1-0	.	.	.
14 Tavante Beckett	14	2	4	6	0.5-1
11 Houshun Gaines	12	.	5	5	0.5-1	0.5-1
20 Deon Newsome	12	1	3	4
88 Divine Deablo	14	2	2	4	1	.	.
91 Steve Sobczak	9	.	4	4	0.5-4	0.5-4	.	.	1
2D Curtis Williams	13	1	3	4	0.5-0
26 Jovonn Quillen	11	1	2	3	1-0	.	.	.
43 Seth Dooley	12	2	1	3	1.5-7	0.5-4
32 Steven Peoples	14	.	3	3
5 Cam Phillips	14	.	3	3	1.0-17	0.5-8	1	.
90 Mitchell Ludwig	14	1	1	2
96 Jimmie Taylor	2	.	2	2	0.5-1
21 Reggie Floyd	12	.	1	1	0.5-7	0.5-7
50 Jamieon Moss	1	1	.	1
38 Alden Carpenter	5	1	.	1
37 Johnathan Galante	13	.	1	1
7 Bucky Hodges	14	1	.	1
72 Augie Conte	14	1	.	1
42 Marshawn Williams	9	.	1	1
44 Tre Hubbard	3	1	.	1	1	.	.
46 Joey Slye	14	1	.	1
17 Jahque Alleyne	4	.	1	1
TM TEAM	13	2
TOTAL	14	465	436	901	113-421	32-200	16-64	59	53	9-88	9	4	2
OPPONENTS	14	569	572	1141	86.0-298	32-162	8-72	35	35	18-71	15	3	.

RUSHING TACKLES

PLAYER	NO.	PLAYER	NO.
Andrew Motuapuaka	85	Curtis Williams	3
Tremaine Edmunds	80	Jimmie Taylor	2
Chuck Clark	64	Jamieon Moss	1
Terrell Edmunds	55	Seth Dooley	1
Woody Baron	45	Jahque Alleyne	1
Vinny Mihota	38	Marshawn Williams	1
Trevon Hill	30	TOTALS	591
Mook Reynolds	30		
Ken Ekanem	26		
Ricky Walker	23		
Brandon Facyson	18		
Tim Settle	16		
Nigel Williams	16		
Adonis Alexander	15		
Anthony Shegog	10		
Der'Woun Greene	7		
Tavante Beckett	6		
Greg Stroman	4		
Houshun Gaines	4		
Sean Huelskamp	4		
Deon Newsome	3		
Steve Sobczak	3		

PASSING TACKLES

PLAYER	NO.
Adonis Alexander	28
Mook Reynolds	28
Terrell Edmunds	28
Brandon Facyson	27
Chuck Clark	24
Andrew Motuapuaka	23
Tremaine Edmunds	19
Greg Stroman	9
Trevon Hill	4
Woody Baron	4
Ricky Walker	3
Anthony Shegog	3
Der'Woun Greene	2
Vinny Mihota	2
Seth Dooley	1
Sean Huelskamp	1
Ken Ekanem	1
Tim Settle	1
Cam Phillips	1
TOTALS	209

SPECIAL TEAMS TACKLES

PLAYER	TOTAL	KO	PUNT
Terrell Edmunds	6	1	5
Sean Huelskamp	6	4	2
Anthony Shegog	6	3	3
Chuck Clark	5	5	0
Jovonn Quillen	3	3	0
Steven Peoples	3	3	0
Divine Deablo	3	3	0
Andrew Motuapuaka	2	0	2
Mook Reynolds	2	0	2
Mitchell Ludwig	2	0	2
Alden Carpenter	1	1	0
Joey Slye	1	0	1
Johnathan Galante	1	0	1
Curtis Williams	1	1	0
Deon Newsome	1	1	0
Adonis Alexander	1	1	0
TOTALS	44	26	18

RED ZONE ANALYSIS VIRGINIA TECH

DATE	OPPONENT	SCORE	TIME IN RZ	TIMES SCORED	TOTAL PTS	TDS	RUSH TDS	PASS TDS	FG MADE	FAILED TO SCORE INSIDE RZ					
										FG ATT	DOWNNS	INT	FUMB	HALF	GAME
Sep 03	Liberty	W 36-13	6	5	27	3	0	3	2	0	0	0	1	0	0
Sep 10	vs. Tennessee	L 24-45	3	3	17	2	1	1	1	0	0	0	0	0	0
Sep 17	Boston College	W 49-0	5	5	35	5	1	4	0	0	0	0	0	0	0
Sep 24	East Carolina	W 54-17	5	4	24	3	2	1	1	0	1	0	0	0	0
Oct 08	at North Carolina	W 34-3	6	5	27	3	2	1	2	0	0	0	1	0	0
Oct 15	at Syracuse	L 17-31	5	3	17	2	0	2	1	1	0	1	0	0	0
Oct 20	Miami	W 37-16	4	4	24	3	0	3	1	0	0	0	0	0	0
Oct 27	at Pittsburgh	W 39-36	9	9	39	3	1	2	6	0	0	0	0	0	0
Nov 05	at Duke	W 24-21	4	3	17	2	2	0	1	1	0	0	0	0	0
Nov 12	Georgia Tech	L 20-30	4	3	20	3	2	1	0	1	0	0	0	0	0
Nov 19	at Notre Dame	W 34-31	5	5	27	3	1	2	2	0	0	0	0	0	0
Nov 26	Virginia	W 52-10	4	3	17	2	2	0	1	0	0	0	0	1	0
Dec 03	vs. Clemson	L 35-42	3	3	21	3	3	0	0	0	0	0	0	0	0
Dec 29	vs. Arkansas	W 35-24	5	5	35	5	3	2	0	0	0	0	0	0	0
Totals 60 of 68 (88.2%)			68	60	347	42	20	22	18	3	1	1	2	1	0

OPPONENT

DATE	OPPONENT	SCORE	TIME IN RZ	TIMES SCORED	TOTAL PTS	TDS	RUSH TDS	PASS TDS	FG MADE	FAILED TO SCORE INSIDE RZ					
										FG ATT	DOWNNS	INT	FUMB	HALF	GAME
Sep 03	Liberty	W 36-13	1	1	6	1	1	0	0	0	0	0	0	0	0
Sep 10	vs. Tennessee	L 24-45	5	5	31	4	2	2	1	0	0	0	0	0	0
Sep 17	Boston College	W 49-0	0	0	0	0	0	0	0	0	0	0	0	0	0
Sep 24	East Carolina	W 54-17	3	1	3	0	0	0	1	1	1	0	0	0	0
Oct 08	at North Carolina	W 34-3	2	1	3	0	0	0	1	0	1	0	0	0	0
Oct 15	at Syracuse	L 17-31	3	2	14	2	2	0	0	0	1	0	0	0	0
Oct 20	Miami	W 37-16	2	1	3	0	0	0	1	0	1	0	0	0	0
Oct 27	at Pittsburgh	W 39-36	5	5	36	5	4	1	0	0	0	0	0	0	0
Nov 05	at Duke	W 24-21	5	3	21	3	3	0	0	1	1	0	0	0	0
Nov 12	Georgia Tech	L 20-30	3	3	13	1	1	0	2	0	0	0	0	0	0
Nov 19	at Notre Dame	W 34-31	3	3	17	2	1	1	1	0	0	0	0	0	0
Nov 26	Virginia	W 52-10	1	1	3	0	0	0	1	0	0	0	0	0	0
Dec 03	vs. Clemson	L 35-42	5	5	35	5	3	2	0	0	0	0	0	0	0
Dec 29	vs. Arkansas	W 35-24	3	3	17	2	1	1	1	0	0	0	0	0	0
Totals 34 of 41 (82.9%)			41	34	202	25	18	7	9	2	5	0	0	0	0

MONEY PLAYS

Money plays are defined as plays resulting in first down or a touchdown.

RUSHERS	1ST	TD	NO.	ATT	RECEPTIONS	1ST	TD	NO.	REC
Jerod Evans	56	12	64	171	Isaiah Ford	54	7	57	79
Travon McMillian	27	7	30	145	Cam Phillips	43	5	43	76
Marshawn Williams	10	2	12	59	Bucky Hodges	33	7	36	48
Cam Phillips	8	0	8	30	Sam Rogers	11	4	14	24
Sam Rogers	6	2	7	67	C.J. Carroll	11	0	11	18
Brenden Motley	6	2	7	20	Travon McMillian	7	3	7	11
Shai McKenzie	5	1	6	20	Chris Cunningham	3	4	6	6
Steven Peoples	4	1	5	16	Steven Peoples	2	1	2	2
D.J. Reid	4	0	4	12	Jaylen Bradshaw	2	0	2	3
C.J. Carroll	3	0	3	9	Shai McKenzie	2	0	2	3
Isaiah Ford	2	0	2	6	Henri Murphy	2	0	2	3
Sean Daniel	1	0	1	1	Terrell Edmunds	1	0	1	1
Deshawn McCleave	1	0	1	8	Devin Wilson	1	0	1	2
Bucky Hodges	1	0	1	9	TOTALS	172	31	184	279

1st DOWN TOTALS 32 11 42 288

2nd DOWN TOTALS 56 11 61 201

3rd DOWN TOTALS 41 2 41 106

4th DOWN TOTALS 5 3 7 11

1st DOWN TOTALS 60 15 66 118

2nd DOWN TOTALS 63 11 67 95

3rd DOWN TOTALS 47 5 49 64

4th DOWN TOTALS 2 0 2 2

DRIVE START AVERAGES

OBTAINED	HOKIES		OPPONENTS	
	#	AVG	#	AVG
Kickoff	68	27.0	95	24.2
Punt	98	31.9	70	23.7
Field goal	5	33.6	8	27.5
Fumble	9	65.0	18	55.8
Interception	16	57.5	8	37.5
Downs	11	38.5	6	36.5
All drives	207	34.1	205	27.8

SUPERLATIVES

INDIVIDUAL GAME HIGHS

Rushes	22	Jerod Evans vs Arkansas (Dec 29, 2016)
Yards Rushing	131	Travon McMillian vs Miami (Oct 20, 2016)
TD Rushes	2	Jerod Evans vs Georgia Tech (Nov 12, 2016)
		Sam Rogers vs Virginia (Nov 26, 2016)
		Jerod Evans vs Clemson (Dec 03, 2016)
		Travon McMillian vs Clemson (Dec 03, 2016)
		Jerod Evans vs Arkansas (Dec 29, 2016)
Long Rush	69	Travon McMillian vs Tennessee (Sep 10, 2016)
Pass attempts	45	Jerod Evans vs Georgia Tech (Nov 12, 2016)
Pass completions	32	Jerod Evans vs Georgia Tech (Nov 12, 2016)
Yards Passing	406	Jerod Evans at Pitt (Oct 27, 2016)
TD Passes	5	Jerod Evans vs Boston College (Sep 17, 2016)
Long Pass	62	Jerod Evans at Notre Dame (Nov 19, 2016)
Receptions	12	Cam Phillips vs Clemson (Dec 03, 2016)
Yards Receiving	145	Bucky Hodges at Pitt (Oct 27, 2016)
TD Receptions	2	Bucky Hodges vs Liberty (Sep 03, 2016)
		Isaiah Ford vs Boston College (Sep 17, 2016)
		Bucky Hodges vs Miami (Oct 20, 2016)
Long Reception	62	C.J. Carroll at Notre Dame (Nov 19, 2016)
Field Goals	6	Joey Slye at Pitt (Oct 27, 2016)
Long Field Goal	47	Joey Slye vs Miami (Oct 20, 2016)
Punts	6	Mitchell Ludwig vs Boston College (Sep 17, 2016)
		Mitchell Ludwig vs East Carolina (Sep 24, 2016)
		Mitchell Ludwig at Duke (Nov 05, 2016)
		Mitchell Ludwig vs Clemson (Dec 03, 2016)
		Mitchell Ludwig vs Arkansas (Dec 29, 2016)
Punting Avg	47.6	Mitchell Ludwig vs Miami (Oct 20, 2016)
Long Punt	61	Mitchell Ludwig vs Miami (Oct 20, 2016)
Punts inside 20	5	Mitchell Ludwig vs Arkansas (Dec 29, 2016)
Long Punt Return	87	Greg Stroman vs East Carolina (Sep 24, 2016)
Long Kickoff Return	47	Henri Murphy vs Arkansas (Dec 29, 2016)
Tackles	16	Tremaine Edmunds at Syracuse (Oct 15, 2016)
Sacks	2.5	Woody Baron vs Miami (Oct 20, 2016)
Tackles For Loss	4.5	Woody Baron vs Miami (Oct 20, 2016)
Interceptions	2	Greg Stroman vs Liberty (Sep 03, 2016)

TEAM GAME HIGHS

Rushes	66	at North Carolina (Oct 08, 2016)
Yards Rushing	289	vs Virginia (Nov 26, 2016)
Yards Per Rush	5.7	vs Miami (Oct 20, 2016)
TD Rushes	4	vs Clemson (Dec 03, 2016)
Pass attempts	47	vs Georgia Tech (Nov 12, 2016)
Pass completions	32	vs Georgia Tech (Nov 12, 2016)
Yards Passing	406	at Pitt (Oct 27, 2016)
Yards Per Pass	12.8	vs East Carolina (Sep 24, 2016)
TD Passes	5	vs Boston College (Sep 17, 2016)
Total Plays	89	vs Liberty (Sep 03, 2016)
Total Offense	579	vs Virginia (Nov 26, 2016)
Yards Per Play	7.1	vs Virginia (Nov 26, 2016)
Points	54	vs East Carolina (Sep 24, 2016)
Sacks By	8	vs Miami (Oct 20, 2016)
First Downs	29	at Pitt (Oct 27, 2016)
		vs Virginia (Nov 26, 2016)
Penalties	8	vs Tennessee (Sep 10, 2016)
		vs Clemson (Dec 03, 2016)
Penalty Yards	95	vs Tennessee (Sep 10, 2016)
Turnovers	5	vs Tennessee (Sep 10, 2016)
Interceptions By	3	vs Liberty (Sep 03, 2016)
		vs Arkansas (Dec 29, 2016)
Punts	6	vs Boston College (Sep 17, 2016)
		vs East Carolina (Sep 24, 2016)
		at Duke (Nov 05, 2016)
		vs Clemson (Dec 03, 2016)
		vs Arkansas (Dec 29, 2016)
Punting Avg	47.6	vs Miami (Oct 20, 2016)
Long Punt	61	vs Miami (Oct 20, 2016)
Punts inside 20	5	vs Arkansas (Dec 29, 2016)
Long Punt Return	87	vs East Carolina (Sep 24, 2016)

OPPONENT INDIVIDUAL GAME HIGHS

Rushes	32	Jordan, M., vs Georgia Tech (Nov 12, 2016)
Yards Rushing	143	Marshall, M., vs Georgia Tech (Nov 12, 2016)
TD Rushes	3	Conner, J., at Pitt (Oct 27, 2016)
Long Rush	67	ADAMS, Josh, at Notre Dame (Nov 19, 2016)
Pass attempts	53	Dungey, E., at Syracuse (Oct 15, 2016)
Pass completions	28	Dungey, E., at Syracuse (Oct 15, 2016)
Yards Passing	362	NELSON, Philip, vs East Carolina (Sep 24, 2016)
TD Passes	3	Dobbs, J., vs Tennessee (Sep 10, 2016)
		WATSON, vs Clemson (Dec 03, 2016)
Long Pass	84	Strickland, D., at Syracuse (Oct 15, 2016)
Receptions	11	Phillips, E., at Syracuse (Oct 15, 2016)
Yards Receiving	179	WILLIAMS, Jimmy, vs East Carolina (Sep 24, 2016)
TD Receptions	2	WILLIAMS, Jimmy, vs East Carolina (Sep 24, 2016)
		LEGETT, vs Clemson (Dec 03, 2016)
Long Reception	84	Estime, B., at Syracuse (Oct 15, 2016)
Field Goals	3	Butker, H., vs Georgia Tech (Nov 12, 2016)
Long Field Goal	51	Murphy, C., at Syracuse (Oct 15, 2016)
Punts	13	Knoll, M, vs Boston College (Sep 17, 2016)
Punting Avg	48.7	Hofrichter, S., at Syracuse (Oct 15, 2016)
Long Punt	67	Conte, N, vs Virginia (Nov 26, 2016)
Punts inside 20	4	Rodwell, R., vs Georgia Tech (Nov 12, 2016)
Long Punt Return	21	Keon Hatcher, vs Arkansas (Dec 29, 2016)
Long Kickoff Return	31	Willis, M, vs Boston College (Sep 17, 2016)
Tackles	16	Humphreys, B, at Duke (Nov 05, 2016)
Sacks	2.0	Saint-Amour, A., vs Georgia Tech (Nov 12, 2016)
		LAWRENCE, vs Clemson (Dec 03, 2016)
Tackles For Loss	3.0	Price, E., at Pitt (Oct 27, 2016)
Interceptions	2	Austin, Law., vs Georgia Tech (Nov 12, 2016)
		TANKERSLEY, vs Clemson (Dec 03, 2016)

OPPONENT TEAM GAME HIGHS

Rushes	58	vs Georgia Tech (Nov 12, 2016)
Yards Rushing	309	vs Georgia Tech (Nov 12, 2016)
Yards Per Rush	5.6	at Pitt (Oct 27, 2016)
TD Rushes	4	at Pitt (Oct 27, 2016)
Pass attempts	55	at Syracuse (Oct 15, 2016)
Pass completions	30	at Syracuse (Oct 15, 2016)
Yards Passing	405	at Syracuse (Oct 15, 2016)
Yards Per Pass	12.1	at Pitt (Oct 27, 2016)
TD Passes	3	vs Tennessee (Sep 10, 2016)
		vs Clemson (Dec 03, 2016)
Total Plays	100	at Syracuse (Oct 15, 2016)
Total Offense	561	at Syracuse (Oct 15, 2016)
Yards Per Play	8.3	at Pitt (Oct 27, 2016)
Points	45	vs Tennessee (Sep 10, 2016)
Sacks By	5	vs Georgia Tech (Nov 12, 2016)
First Downs	32	at Syracuse (Oct 15, 2016)
Penalties	13	vs Liberty (Sep 03, 2016)
Penalty Yards	93	vs Boston College (Sep 17, 2016)
Turnovers	4	vs Liberty (Sep 03, 2016)
		at North Carolina (Oct 08, 2016)
		vs Arkansas (Dec 29, 2016)
Interceptions By	2	vs Georgia Tech (Nov 12, 2016)
		vs Clemson (Dec 03, 2016)
Punts	13	vs Boston College (Sep 17, 2016)
Punting Avg	48.7	at Syracuse (Oct 15, 2016)
Long Punt	67	vs Virginia (Nov 26, 2016)
Punts inside 20	4	vs Georgia Tech (Nov 12, 2016)
Long Punt Return	21	vs Arkansas (Dec 29, 2016)

20-YARD PLAYS

YARDS	TYPE	PLAYER(S)	OPPONENT
*87	PR	Greg Stroman	East Carolina

*75	FGR	Adonis Alexander	Duke
*70	FR	Andrew Motuapuaka	Virginia

*69	Rush	Travon McMillian	Tennessee
62	Pass	C.J. Carroll from Jerod Evans	Notre Dame

*55	Pass	Cam Phillips from Jerod Evans	East Carolina
*55	Rush	Jerod Evans	East Carolina
53	Pass	Isaiah Ford from Jerod Evans	Clemson
52	Pass	Cam Phillips from Jerod Evans	Syracuse
52	Pass	Sam Rogers from Jerod Evans	Miami
52	Pass	Cam Phillips from Jerod Evans	Syracuse

47	Pass	Isaiah Ford from Jerod Evans	Boston College
47	KR	Henri Murphy	Arkansas
45	Pass	Isaiah Ford from Jerod Evans	East Carolina
*42	Pass	Bucky Hodges from Jerod Evans	Virginia
42	Pass	Bucky Hodges from Jerod Evans	Clemson
41	Pass	Cam Phillips from Jerod Evans	Pitt
40	KR	Henri Murphy	Virginia

*39	Pass	Cam Phillips from Jerod Evans	Virginia
39	Pass	Isaiah Ford from Jerod Evans	East Carolina
38	Pass	Cam Phillips from Jerod Evans	Arkansas
37	Rush	Jerod Evans	Liberty
37	KR	DerWoun Greene	Georgia Tech
37	KR	Greg Stroman	Syracuse
36	Pass	Cam Phillips from Jerod Evans	Boston College
36	Pass	Bucky Hodges from Jerod Evans	Pitt
36	KR	Henri Murphy	Notre Dame
35	Pass	Cam Phillips from Jerod Evans	Pitt
35	Pass	Bucky Hodges from Jerod Evans	East Carolina
34	KR	Greg Stroman	Tennessee
34	Rush	Travon McMillian	Miami
*34	Rush	Jerod Evans	Miami
34	KR	Henri Murphy	Notre Dame
33	Pass	Cam Phillips from Jerod Evans	Arkansas
33	Rush	Jerod Evans	Arkansas
33	KR	Greg Stroman	Liberty
32	Pass	Sam Rogers from Jerod Evans	Clemson
*32	Rush	Sam Rogers	Virginia
31	Pass	Bucky Hodges from Jerod Evans	Pitt
*31	Pass	Travon McMillian from Brenden Motley	Virginia
30	Pass	Sam Rogers from Jerod Evans	Tennessee
30	Pass	Sam Rogers from Jerod Evans	Virginia
*30	Pass	Isaiah Ford from Jerod Evans	Boston College
30	Pass	Sam Rogers from Jerod Evans	Tennessee

29	PR	Greg Stroman	Boston College
29	Pass	C.J. Carroll from Jerod Evans	Syracuse
29	Pass	Isaiah Ford from Jerod Evans	Virginia
28	Pass	Bucky Hodges from Jerod Evans	North Carolina

20-YARD PLUS PLAYS BY PLAYER

PLAYER	NO.	TD	RUSH	PASS	KR	PR	IR	FR
Isaiah Ford	17	2	1	16	0	0	0	0
Cam Phillips	14	4	1	13	0	0	0	0
Greg Stroman	14	1	0	0	11	3	0	0
Bucky Hodges	12	2	0	12	0	0	0	0
Travon McMillian	9	3	7	2	0	0	0	0
Henri Murphy	9	0	0	0	9	0	0	0
Sam Rogers	8	2	1	7	0	0	0	0
Jerod Evans	6	3	6	0	0	0	0	0
C.J. Carroll	5	0	0	5	0	0	0	0
DerWoun Greene	4	0	0	0	4	0	0	0
Brenden Motley	1	1	1	0	0	0	0	0
Andrew Motuapuaka	1	1	0	0	0	0	0	1
Steven Peoples	1	0	0	1	0	0	0	0
Adonis Alexander & Chuck Clark	1	0	0	0	0	0	1	0
Terrell Edmunds	1	0	0	1	0	0	0	0
TOTAL	105	20	17	57	25	3	1	2

YARDS	TYPE	PLAYER(S)	OPPONENT
28	KR	Henri Murphy	Notre Dame
28	KR	Greg Stroman	Liberty
28	KR	Greg Stroman	Tennessee
27	Pass	Isaiah Ford from Jerod Evans	Pitt
27	Pass	Bucky Hodges from Jerod Evans	Syracuse
27	KR	Henri Murphy	Clemson
27	Pass	C.J. Carroll from Jerod Evans	Boston College
27	Pass	Steven Peoples from Jerod Evans	Syracuse
*27	Rush	Travon McMillian	Clemson
26	KR	Greg Stroman	East Carolina
26	Rush	Isaiah Ford	Pitt
26	Pass	Isaiah Ford from Jerod Evans	Pitt
*26	Rush	Brenden Motley	Boston College
26	KR	Greg Stroman+Greg Stroman	North Carolina
*26	Pass	Cam Phillips from Jerod Evans	Clemson
25	Pass	Isaiah Ford from Jerod Evans	Liberty
24	Pass	Isaiah Ford from Jerod Evans	Pitt
*24	Pass	Isaiah Ford from Jerod Evans	East Carolina
24	Pass	C.J. Carroll from Jerod Evans	Georgia Tech
24	Pass	Isaiah Ford from Jerod Evans	Notre Dame
*23	Pass	Cam Phillips from Jerod Evans	Liberty
23	Pass	Cam Phillips from Jerod Evans	Duke
*23	Rush	Jerod Evans	Notre Dame
23	Pass	Bucky Hodges from Jerod Evans	Pitt
23	INT	Adonis Alexander+Chuck Clark	Virginia
22	Pass	Isaiah Ford from Jerod Evans	Liberty
22	Pass	Isaiah Ford from Jerod Evans	Duke
*22	Pass	Sam Rogers from Jerod Evans	North Carolina
22	Pass	Travon McMillian from Jerod Evans	Duke
22	Rush	Travon McMillian	Miami
22	KR	Greg Stroman	East Carolina
22	KR	Henri Murphy	Clemson
21	Pass	Cam Phillips from Jerod Evans	Syracuse
21	KR	Greg Stroman	Duke
21	KR	DerWoun Greene	Georgia Tech
21	Rush	Travon McMillian	Duke
21	KR	Greg Stroman	Syracuse
21	KR	Greg Stroman	Tennessee
21	KR	Greg Stroman	Boston College
20	Pass	Sam Rogers from Jerod Evans	Miami
20	Pass	Isaiah Ford from Jerod Evans	Notre Dame
20	KR	DerWoun Greene	Duke
20	Pass	Bucky Hodges from Jerod Evans	Duke
20	Pass	Bucky Hodges from Jerod Evans	Pitt
20	Pass	Sam Rogers from Jerod Evans	Georgia Tech
20	Pass	Cam Phillips from Jerod Evans	Miami
20	Pass	Isaiah Ford from Jerod Evans	Liberty
20	KR	DerWoun Greene	Duke
20	Rush	Cam Phillips	Pitt
20	Pass	Bucky Hodges from Jerod Evans	Duke
20	PR	Greg Stroman	Pitt

* Touchdown Scored On Play

LONG PLAYS BY THE NUMBERS

LONG PLAYS BY YARDS	NO.	TD
100+	0	0
90-99	0	0
80-89	1	1
70-79	1	1
60-69	2	1
50-59	5	2
40-49	7	1
30-39	25	5
20-29	63	8

LONG PLAYS BY TYPE	NO.	TD
Rushing	17	7
Passing	57	10
Punt returns	3	1
Kick returns	25	0
Interceptions	1	0
Fumble returns	1	1
Other	1	1
TOTAL	105	20

LONGEST PLAYS OF 2016

Rushing
69 Travon McMillian vs Tennessee Sept. 10

Rushing Touchdown
69 Travon McMillian vs Tennessee Sept. 10

Passing
62 C.J. Carroll from Jerod Evans vs Notre Dame Nov. 25

Passing Touchdown
55 Cam Phillips from Jerod Evans vs East Carolina Sept. 24

Punt Return
87 Greg Stroman vs East Carolina Sept. 24

Kick Return
47 Henri Murphy vs Arkansas Dec. 29

Interception Return
23 Adonis Alexander & Chuck Clark vs Virginia Nov. 26

Fumble Return
70 Andrew Motuapuaka vs Virginia Nov. 26

Field Goal Return
75 Adonis Alexander vs Duke Nov. 5

Punt
61 Mitchell Ludwig vs Miami Oct. 20

Field Goal
47 Joey Slye vs Miami Oct. 20

2016 VIRGINIA TECH SCORING DRIVES

Qtr.	Opp.	Scoring Play	Plays-Yds.-TOP
1	Liberty	Phillips, C 23 Pass From Evans, J (Slye, Joey)	2-24-0:33
2	Liberty	FG Slye, Joey 34	10-54-3:27
2	Liberty	Ford, I 5 Pass From Evans, J (Slye, Joey)	9-63-2:50
2	Liberty	Hodges, B 18 Pass From Evans, J (Slye, Joey)	8-70-2:16
3	Liberty	Team Safety	-
3	Liberty	Hodges, B 20 Pass From Evans, J (Slye, Joey)	7-50-2:40
4	Liberty	FG Slye, Joey 34	17-80-6:36
1	Tennessee	Rogers, S 7 Pass From Evans, J (Slye, Joey)	8-62-3:11
1	Tennessee	McMillian, T 69 Rush (Slye, Joey)	2-77-0:47
3	Tennessee	FG Slye, Joey 26	7-42-3:16
4	Tennessee	McKenzie, S 2 Rush (Slye, Joey)	10-79-3:00
1	Boston College	McMillian, T 15 Pass From Evans, J (Slye, Joey)	8-58-2:37
1	Boston College	Ford, I 8 Pass From Evans, J (Slye, Joey)	7-55-3:21
2	Boston College	Ford, I 30 Pass From Evans, J (Slye, Joey)	1-30-0:07
3	Boston College	Cunningham, C 7 Pass From Evans, J (Slye, Joey)	6-77-2:16
3	Boston College	Rogers, S 4 Pass From Evans, J (Slye, Joey)	7-42-2:57
3	Boston College	McMillian, T 7 Rush (Slye, Joey)	6-80-2:34
4	Boston College	Motley, B 26 Rush (Slye, Joey)	10-82-4:17
1	East Carolina	Stroman, G 87 Punt Return (Slye, Joey)	-
1	East Carolina	Williams, M 6 Rush (Slye, Joey)	6-66-2:13
2	East Carolina	Ford, I 24 Pass From Evans, J (Slye, Joey)	6-57-2:06
2	East Carolina	McMillian, T 13 Pass From Evans, J (Slye, Joey)	3-24-1:07
2	East Carolina	FG Slye, Joey 20	5-52-2:21
2	East Carolina	Phillips, C 55 Pass From Evans, J (Slye, Joey)	5-70-1:38
3	East Carolina	Team Safety	-
3	East Carolina	Evans, J 55 Rush (Slye, Joey)	1-50-0:17
4	East Carolina	Motley, B 1 Rush (Slye, Joey)	3-15-0:54
1	North Carolina	FG Slye, Joey 35	4-3-0:49
1	North Carolina	FG Slye, Joey 28	9-28-3:47
2	North Carolina	Cunningham, C 1 Pass From Evans, J (Slye, Joey)	6-41-1:55
3	North Carolina	Rogers, S 22 Pass From Evans, J (Slye, Joey)	1-22-0:06
3	North Carolina	Evans, J 1 Rush (Slye, Joey)	4-4-1:48
4	North Carolina	McMillian, T 4 Rush (Slye, Joey)	4-29-2:01
1	Syracuse	FG Slye, Joey 36	9-49-3:40
3	Syracuse	Ford, I 12 Pass From Evans, J (kick blocked)	9-83-3:41
4	Syracuse	Hodges, B 10 Pass From Evans, J (Cunningham, C pass)	8-66-2:43
1	Miami	FG Slye, Joey 47	8-35-2:40
2	Miami	FG Slye, Joey 27	6-35-2:15
2	Miami	Hodges, B 7 Pass From Evans, J (Slye, Joey)	3-83-0:51
2	Miami	FG Slye, Joey 38	10-51-2:44
3	Miami	Hodges, B 12 Pass From Evans, J (Slye, Joey)	4-70-1:34
3	Miami	Peoples, S 13 Pass From Rogers, S (Slye, Joey)	9-75-3:56
4	Miami	Evans, J 34 Rush (Slye, Joey)	6-75-3:06
1	Pittsburgh	FG Slye, Joey 31	10-76-4:01
1	Pittsburgh	FG Slye, Joey 21	7-15-2:54
2	Pittsburgh	FG Slye, Joey 22	9-46-4:05
2	Pittsburgh	Cunningham, C 11 Pass From Evans, J (Slye, Joey)	7-76-2:14
3	Pittsburgh	FG Slye, Joey 26	12-70-4:27
3	Pittsburgh	FG Slye, Joey 37	7-50-2:03
3	Pittsburgh	Williams, M 2 Rush (Slye, Joey)	5-68-1:37
4	Pittsburgh	FG Slye, Joey 22	10-70-3:46
4	Pittsburgh	Ford, I 16 Pass From Evans, J (Slye, Joey)	3-57-0:31
1	Duke	McMillian, T 14 Rush (Slye, Joey)	6-54-2:17
2	Duke	Alexander 75 yd Blocked Field Goal Return (Slye, Joey)	-
2	Duke	Evans, J 7 Rush (Slye, Joey)	12-66-4:31
4	Duke	FG Slye, Joey 27	14-68-4:46
3	Georgia Tech	Ford, I 5 Pass From Evans, J (Slye, Joey)	7-26-2:16
4	Georgia Tech	Evans, J 8 Rush (Slye, Joey)	13-89-3:14
4	Georgia Tech	Evans, J 7 Rush	12-93-2:25
2	Notre Dame	Evans, J 23 Rush (Slye, Joey)	9-61-3:25
2	Notre Dame	Phillips, C 16 Pass From Evans, J (Slye, Joey)	10-75-4:42
3	Notre Dame	Peoples, S 2 Rush (Slye, Joey)	5-75-2:21
4	Notre Dame	FG Slye, Joey 23	12-66-5:14
4	Notre Dame	Hodges, B 7 Pass From Evans, J (Slye, Joey)	8-49-3:20
4	Notre Dame	FG Slye, Joey 20	10-51-4:14

Qtr.	Opp.	Scoring Play	Plays-Yds.-TOP
1	Virginia	Rogers, S 8 Rush (Slye, Joey)	6-33-2:15
2	Virginia	Phillips, C 39 Pass From Evans, J (Slye, Joey)	10-99-4:01
2	Virginia	Rogers, S 32 Rush (Slye, Joey)	6-69-1:55
2	Virginia	Evans, J 1 Rush (Slye, Joey)	10-67-2:41
3	Virginia	Hodges, B 42 Pass From Evans, J (Slye, Joey)	1-42-0:08
3	Virginia	FG Slye, Joey 24	6-29-1:17
3	Virginia	Motuapuaka, A 70 Fumble Return (Slye, Joey)	-
3	Virginia	McMillian, T 31 Pass From Motley, B (Slye, Joey)	6-74-2:04
1	Clemson	McMillian, T 1 Rush (Slye, Joey)	11-77-5:06
2	Clemson	Evans, J 11 Rush (Slye, Joey)	5-70-1:58
3	Clemson	McMillian, T 27 Rush (Slye, Joey)	5-75-2:18
4	Clemson	Evans, J 5 Rush (Slye, Joey)	12-65-4:24
4	Clemson	Phillips, C 26 Pass From Evans, J (Slye, Joey)	6-76-1:45
3	Arkansas	Evans, J 4 Rush (Slye, Joey)	3-30-0:40
3	Arkansas	Rogers, S 3 Pass From Evans, J (Slye, Joey)	5-44-2:10
3	Arkansas	Cunningham, C 5 Pass From Evans, J (Slye, Joey)	1-5-0:05
4	Arkansas	McMillian, T 6 Rush (Slye, Joey)	10-76-3:07
4	Arkansas	Evans, J 1 Rush (Slye, Joey)	2-8-0:16
Totals			547-4348-199:30
Average Scoring Drive			6.9 plays-55.0 yds.

VIRGINIA TECH SCORING

83 Total Scores (27 Run, 31 Pass, 20 FG, 1 S.T., 2 Safety, 1 Defense)
 16 First Quarter Scores (5 Run, 4 Pass, 6 FG, 1 S.T., 0 Safety, 0 Defense)
 21 Second Quarter Scores (5 Run, 11 Pass, 5 FG, 0 S.T., 0 Safety, 0 Defense)
 26 Third Quarter Scores (7 Run, 12 Pass, 4 FG, 3 S.T., 2 Safety, 1 Defense)
 19 Fourth Quarter Scores (10 Run, 4 Pass, 5 FG, 0 S.T., 0 Safety, 0 Defense)

Most plays in a scoring drive: 17 plays - vs. Liberty (17-80-6:36 FG)
 Longest scoring drive: 99 yards - vs. Virginia (10-99-4:01 TD)
 Longest TOP scoring drive: 6:36 - vs. Liberty (17-80-6:36 FG)
 Average TOP on offensive scoring drives: 2:31

OPPONENTS

Most plays in a scoring drive: 17 plays - vs. Syracuse (17-75-5:57 TD)
 Longest scoring drive: 90 yards - vs. Arkansas (9-90-4:32 TD)
 Longest TOP scoring drive: 7:27 - vs. Georgia Tech (13-47-7:27 TD)
 Average TOP on offensive scoring drives: 2:40

TEAM GAME-BY-GAME
VIRGINIA TECH

DATE	OPPONENT	RUSHING				RECEIVING				PASSING				KICK RETURN				PUNT RETURN				TOT
		NO.	YDS	TD	LG	NO.	YDS	TD	LG	CMP	ATT	INT	YDS	TD	LG	NO	YDS	TD	LG	NO	YDS	TD
Sep 03	Liberty	48	206	0	37	25	252	4	25	25-41-0	252	4	25	2	61	0	33	5	16	0	19	458
Sep 10	vs. Tennessee	45	186	2	69	20	214	1	30	20-28-0	214	1	30	5	106	0	34	1	-2	0	0	400
Sep 17	Boston College	50	223	2	26	16	253	5	47	16-27-1	253	5	47	1	21	0	21	9	84	0	29	476
Sep 24	East Carolina	45	167	3	55	15	295	3	55	15-23-0	295	3	55	3	61	0	26	3	95	1	87	462
Oct 08	at North Carolina	66	189	2	15	7	75	2	28	7-17-0	75	2	28	1	26	0	26	1	-1	0	0	264
Oct 15	at Syracuse	39	161	0	16	20	307	2	52	20-33-1	307	2	52	5	105	0	37	2	13	0	14	468
Oct 20	Miami	44	251	1	34	22	272	3	52	22-34-0	272	3	52	0	0	0	0	3	5	0	6	523
Oct 27	at Pittsburgh	39	150	1	26	24	406	2	41	24-43-0	406	2	41	5	64	0	18	4	33	0	20	556
Nov 05	at Duke	52	207	2	21	15	192	0	23	15-27-0	192	0	23	4	77	0	21	3	5	0	5	399
Nov 12	Georgia Tech	33	121	2	17	32	316	1	24	32-47-2	316	1	24	3	73	0	37	3	34	0	16	437
Nov 19	at Notre Dame	47	152	2	23	22	267	2	62	22-29-1	267	2	62	4	107	0	36	4	15	0	7	419
Nov 26	Virginia	51	289	3	32	18	290	3	42	18-30-0	290	3	42	2	56	0	40	3	39	0	17	579
Dec 03	vs. Clemson	35	102	4	27	22	284	1	53	22-36-2	284	1	53	5	108	0	27	1	2	0	0	386
Dec 29	vs. Arkansas	44	164	3	33	21	243	2	38	21-34-1	243	2	38	4	78	0	47	1	5	0	5	407
	Totals	638	2568	27	69	279	3660	31	62	279-449-8	3660	31	62	44	943	0	47	43	343	1	87	6228
	Opponent	524	1977	22	67	216	2803	18	84	216-431-16	2803	18	84	21	376	0	31	14	61	0	21	4780

GAMES: 14
 AVG PER RUSH: 4.0
 AVG PER CATCH: 13.1
 PASS EFFICIENCY: 149.83
 KICK RET AVG: 21.4
 PUNT RET AVG: 8.0
 ALL PURPOSE AVG/GAME: 541.3
 TOTAL OFFENSE AVG/GM: 444.9

DATE	OPPONENT	TACKLES				SACKS	FUMBLE		PASS DEFENSE			BLKD	PAT ATTEMPTS					PTS
		SOLO	AST	TOTAL	TFL-YDS	NO-YDS	FF	FR-YDS	INT-YDS	QBH	BRK	KICK	KICK	RUN	RCV	SAF		
Sep 03	Liberty	28	26	54	2.0-7	1.0-6	0	1-0	3-15	5	5	0	4-4	0	0	1	36	
Sep 10	vs. Tennessee	33	36	69	7.0-29	2.0-10	0	0-0	1-3	0	3	0	3-3	0	0	0	24	
Sep 17	Boston College	17	40	57	8.0-18	0.0-0	1	1-9	1-0	8	6	0	7-7	0	0	0	49	
Sep 24	East Carolina	28	48	76	16.0-63	6.0-40	0	1-0	0-0	6	4	2	7-7	0	0	1	54	
Oct 08	at North Carolina	30	20	50	10.0-38	2.0-12	1	2-9	2-0	2	7	0	4-4	0	0	0	34	
Oct 15	at Syracuse	47	28	75	5.0-15	1.0-2	0	0-0	1-0	7	6	1	1-0	0	1	0	17	
Oct 20	Miami	35	24	59	12.0-69	8.0-57	1	0-0	1-0	3	2	0	4-4	0	0	0	37	
Oct 27	at Pittsburgh	34	20	54	7.0-17	0.0-0	3	1-0	1-1	2	5	0	3-3	0	0	0	39	
Nov 05	at Duke	45	32	77	7.0-34	3.0-23	0	0-0	0-0	2	4	1	3-3	0	0	0	24	
Nov 12	Georgia Tech	34	38	72	8.0-21	1.0-6	1	1-0	0-0	2	2	0	2-2	0	0	0	20	
Nov 19	at Notre Dame	29	42	71	7.0-21	1.0-2	0	0-0	0-0	4	3	0	4-4	0	0	0	34	
Nov 26	Virginia	28	24	52	9.0-22	1.0-5	1	1-70	2-23	8	5	0	7-7	0	0	0	52	
Dec 03	vs. Clemson	41	30	71	5.0-13	0.0-0	0	0-0	1-0	4	5	0	5-5	0	0	0	35	
Dec 29	vs. Arkansas	36	28	64	10.0-54	6.0-37	1	1-0	3-22	0	2	0	5-5	0	0	0	35	
	Totals	465	436	901	113.0-421	32.0-200	9	9-88	16-64	53	59	4	58-59	0	1	2	490	
	Opponent	569	572	1141	86.0-298	32.0-162	15	18-71	8-72	35	35	3	38-40	0	1	0	319	

DATE	OPPONENT	PUNTING										FIELD GOALS			KICKOFFS				
		NO	YDS	AVG	LG	BLKD	TB	FC	50+	I20	ATT-MADE	LG	BLKD	NO	YDS	AVG	TB	OB	
Sep 03	Liberty	5	195	39.0	52	0	0	2	1	1	3-2	34	0	7	455	65.0	7	0	
Sep 10	vs. Tennessee	5	172	34.4	43	0	0	2	0	1	2-1	26	0	5	325	65.0	5	0	
Sep 17	Boston College	6	220	36.7	45	0	0	4	0	4	0-0	0	0	8	534	66.8	6	0	
Sep 24	East Carolina	6	272	45.3	57	0	0	2	1	3	1-1	20	0	9	585	65.0	6	0	
Oct 08	at North Carolina	5	188	37.6	58	0	1	0	1	1	2-2	35	0	7	455	65.0	5	0	
Oct 15	at Syracuse	5	208	41.6	51	0	0	3	2	2	2-1	36	0	4	260	65.0	3	0	
Oct 20	Miami	5	238	47.6	61	0	1	1	2	4	4-3	47	1	8	520	65.0	8	0	
Oct 27	at Pittsburgh	3	94	31.3	37	0	0	2	0	3	6-6	37	0	10	635	63.5	6	0	
Nov 05	at Duke	6	210	35.0	43	0	0	5	0	2	2-1	27	0	5	324	64.8	4	0	
Nov 12	Georgia Tech	4	161	40.2	52	0	0	2	1	1	1-0	0	1	3	137	45.7	2	0	
Nov 19	at Notre Dame	4	122	30.5	40	0	0	1	0	2	2-2	23	0	7	416	59.4	2	0	
Nov 26	Virginia	4	134	33.5	43	0	0	1	0	2	2-1	24	0	9	582	64.7	8	0	
Dec 03	vs. Clemson	6	269	44.8	60	0	0	3	2	1	0-0	0	0	6	390	65.0	6	0	
Dec 29	vs. Arkansas	6	235	39.2	48	0	0	3	0	5	0-1	0	0	6	390	65.0	5	0	
	Totals	70	2718	38.8	61	0	2	31	10	32	20-28	47	2	93	6001	64.5	73	0	
	Opponent	98	4041	41.2	67	1	7	28	16	18	11-16	51	3	68	4175	61.4	23	1	

**TEAM GAME-BY-GAME
OPPONENTS**

DATE	OPPONENT	RUSHING				RECEIVING				PASSING				KICK RETURN				PUNT RETURN				TOT OFF
		NO.	YDS	TD	LG	NO.	YDS	TD	LG	CMP	ATT	INT	YDS	TD	LG	NO	YDS	TD	LG	NO	YDS	
Sep 03	Liberty	35	90	1	12	9	70	0	15	9-27-3	70	0	15	0	0	0	0	1	-2	0	0	160
Sep 10	vs. Tennessee	46	239	3	40	10	91	3	38	10-19-1	91	3	38	0	0	0	2	16	0	0	14	330
Sep 17	Boston College	28	44	0	9	9	80	0	22	9-29-1	80	0	22	2	46	0	31	0	0	0	0	124
Sep 24	East Carolina	35	81	0	25	17	362	2	75	17-34-0	362	2	75	3	61	0	25	2	-4	0	0	443
Oct 08	at North Carolina	29	73	0	23	13	58	0	12	13-33-2	58	0	12	2	39	0	21	0	0	0	0	131
Oct 15	at Syracuse	45	156	2	18	30	405	2	84	30-55-1	405	2	84	1	21	0	21	1	20	0	20	561
Oct 20	Miami	29	42	0	41	23	323	2	48	23-38-1	323	2	48	0	0	0	1	0	0	0	0	365
Oct 27	at Pittsburgh	32	180	4	40	14	278	1	71	14-23-1	278	1	71	4	57	0	20	0	0	0	0	458
Nov 05	at Duke	45	227	3	29	18	148	0	30	18-31-0	148	0	30	1	22	0	22	1	5	0	5	375
Nov 12	Georgia Tech	58	309	3	56	2	34	0	24	2-7-0	34	0	24	1	8	0	8	2	8	0	9	343
Nov 19	at Notre Dame	36	200	2	67	17	249	2	31	17-34-0	249	2	31	5	78	0	23	1	2	0	2	449
Nov 26	Virginia	31	108	0	21	13	139	1	39	13-36-2	139	1	39	1	28	0	28	0	0	0	0	247
Dec 03	vs. Clemson	41	182	3	27	23	288	3	39	23-34-1	288	3	39	0	0	0	0	2	-5	0	0	470
Dec 29	vs. Arkansas	34	46	1	13	18	278	2	36	18-31-3	278	2	36	1	16	0	16	1	21	0	21	324
	Opponent totals	524	1977	22	67	216	2803	18	84	216-431-16	2803	18	84	21	376	0	31	14	61	0	21	4780
	Virginia Tech	638	2568	27	69	279	3660	31	62	279-449-8	3660	31	62	44	943	0	47	43	343	1	87	6228

GAMES: 14
 AVG PER RUSH: 3.8
 AVG PER CATCH: 13.0
 PASS EFFICIENCY: 111.10
 KICK RET AVG: 17.9
 PUNT RET AVG: 4.4
 ALL PURPOSE AVG/GAME: 377.8
 TOTAL OFFENSE AVG/GM: 341.4

DATE	OPPONENT	TACKLES				SACKS	FUMBLE		PASS DEFENSE			BLKD KICK	PAT ATTEMPTS				PTS
		SOLO	AST	TOTAL	TFL-YDS	NO-YDS	FF	FR-YDS	INT-YDS	QBH	BRK	KICK	KICK	RUN	RCV	SAF	
Sep 03	Liberty	48	44	92	3.0-15	1.0-11	3	4-71	0-0	10	3	0	2-1	0	0	0	13
Sep 10	vs. Tennessee	50	30	80	8.0-25	3.0-15	2	5-0	0-0	2	2	0	6-6	0	0	0	45
Sep 17	Boston College	33	62	95	5.0-21	1.0-10	0	0-0	1-19	2	1	0	0-0	0	0	0	0
Sep 24	East Carolina	24	56	80	6.0-13	0.0-0	0	0-0	0-0	0	0	0	2-2	0	0	0	17
Oct 08	at North Carolina	31	62	93	6.0-34	2.0-19	1	2-0	0-0	2	5	0	0-0	0	0	0	3
Oct 15	at Syracuse	52	10	62	5.0-11	1.0-2	1	1-0	1-0	1	1	1	4-4	0	0	0	31
Oct 20	Miami	34	42	76	8.0-26	3.0-8	0	0-0	0-0	3	2	1	2-1	0	0	0	16
Oct 27	at Pittsburgh	45	28	73	8.0-20	3.0-10	1	0-0	0-0	2	3	0	4-4	0	1	0	36
Nov 05	at Duke	45	42	87	7.0-20	3.0-11	0	0-0	0-0	2	3	0	3-3	0	0	0	21
Nov 12	Georgia Tech	45	28	73	7.0-28	5.0-26	3	2-0	2-3	4	2	1	3-3	0	0	0	30
Nov 19	at Notre Dame	53	28	81	2.0-13	1.0-12	1	1-0	1-0	1	1	0	4-4	0	0	0	31
Nov 26	Virginia	39	48	87	5.0-12	1.0-4	2	2-0	0-0	3	4	0	1-1	0	0	0	10
Dec 03	vs. Clemson	37	40	77	8.0-25	4.0-16	0	0-0	2-0	2	3	0	6-6	0	0	0	42
Dec 29	vs. Arkansas	34	50	84	8.0-35	4.0-18	1	1-0	1-50	1	5	0	3-3	0	0	0	35
	Opponent totals	569	572	1141	86.0-298	32.0-162	15	18-71	8-72	35	35	3	38-40	0	1	0	319
	Virginia Tech	465	436	901	113.0-421	32.0-200	9	9-88	16-64	53	59	4	58-59	0	1	2	490

DATE	OPPONENT	PUNTING							FIELD GOALS				KICKOFFS					
		NO	YDS	AVG	LG	BLKD	TB	FC	50+	I20	ATT-MADE	LG	BLKD	NO	YDS	AVG	TB	OB
Sep 03	Liberty	8	320	40.0	52	0	0	1	1	1	0-0	0	0	4	263	65.8	1	1
Sep 10	vs. Tennessee	6	255	42.5	53	0	1	3	1	2	2-1	34	0	8	516	64.5	3	0
Sep 17	Boston College	13	537	41.3	51	0	1	1	1	0	0-0	0	0	1	63	63.0	0	0
Sep 24	East Carolina	6	230	38.3	62	1	0	1	2	1	2-1	27	1	5	311	62.2	2	0
Oct 08	at North Carolina	6	274	45.7	53	0	1	1	2	0	1-1	28	0	2	126	63.0	1	0
Oct 15	at Syracuse	3	146	48.7	56	0	0	1	1	0	3-1	51	1	6	372	62.0	1	0
Oct 20	Miami	8	337	42.1	55	0	0	3	2	3	1-1	29	0	4	260	65.0	4	0
Oct 27	at Pittsburgh	6	239	39.8	46	0	0	1	0	0	0-0	0	0	6	342	57.0	1	0
Nov 05	at Duke	7	282	40.3	48	0	2	2	0	2	1-0	0	1	4	253	63.2	0	0
Nov 12	Georgia Tech	6	255	42.5	54	0	0	2	1	4	3-3	40	0	7	442	63.1	4	0
Nov 19	at Notre Dame	7	266	38.0	65	0	0	1	1	0	1-1	25	0	6	341	56.8	2	0
Nov 26	Virginia	10	423	42.3	67	0	2	3	2	2	1-1	29	0	3	183	61.0	1	0
Dec 03	vs. Clemson	5	173	34.6	42	0	0	4	0	0	0-0	0	0	7	447	63.9	2	0
Dec 29	vs. Arkansas	7	304	43.4	50	0	0	4	2	3	1-1	38	0	5	256	51.2	1	0
	Opponent totals	98	4041	41.2	67	1	7	28	16	18	11-16	51	3	68	4175	61.4	23	1
	Virginia Tech	70	2718	38.8	61	0	2	31	10	32	20-28	47	2	93	6001	64.5	73	0

PASSING CONT.

#1 FORD, I	ATT	COMP	INT	PCT	YARDS	TD	LONG	SACK	YDS	EFFIC
East Carolina	1	0	0	0.0	0	0	0	0	0	0.0
TOTALS	1	0	0	0.0	0	0	0	0	0	0.0

#11 CLICK, J	ATT	COMP	INT	PCT	YARDS	TD	LONG	SACK	YDS	EFFIC
Boston College	1	0	0	0.0	0	0	0	0	0	0.0
TOTALS	1	0	0	0.0	0	0	0	0	0	0.0

DEFENSE GAME-BY-GAME

TACKLES	UA-A	TOT	LIBERTY	TENN.	BC	ECU	UNC	SU	MIAMI	PITT	DUKE	GT	ND	VA	CU	ARK
Motuapuaka, A LB	52-62	114	2-5	9-6	2-5	2-6	7-5	4-4	2-0	2-2	4-4	6-8	4-7	3-3	2-2	3-5
Edmunds, Tr LB	56-50	106	3-0	0-2	1-6	2-7	5-2	10-6	7-3	2-1	4-6	7-5	3-4	3-2	6-2	3-4
Clark, C DB	50-44	94	4-3	6-3	1-3	3-8	3-0	3-4	6-3	5-2	5-3	1-2	4-2	1-2	5-3	3-6
Edmunds, Te	45-44	89	3-2	3-4	1-3	4-4	2-2	2-0	5-2	6-4	8-6	-	2-6	3-0	6-6	0-5
Reynolds, M	36-28	64	1-2	1-2	2-2	0-3	2-0	6-3	2-1	4-2	5-2	2-3	1-4	3-1	2-3	5-0
Baron, W DT	37-19	56	1-4	1-2	2-0	1-0	2-1	5-0	5-1	1-1	7-2	7-3	2-0	0-2	1-1	2-2
Facyson, B CB	32-16	48	3-0	1-1	3-1	3-1	2-1	3-0	2-0	4-1	2-3	0-1	0-2	1-1	1-1	7-3
Alexander, A CB	31-13	44	DNP	1-1	2-2	2-1	0-1	3-0	1-0	3-1	1-2	1-0	6-3	3-1	6-1	2-0
Mihota, V DL	20-23	43	1-3	1-0	0-2	1-0	2-3	4-2	1-4	2-2	1-0	5-5	1-1	-	1-1	DNP
Hill, T DE	17-20	37	0-2	1-1	0-2	2-1	1-0	1-3	1-4	-	4-2	0-1	0-3	2-0	2-0	3-1
Ekanem, K DE	20-16	36	3-1	3-2	1-2	1-4	-	2-0	DNP	1-0	1-0	0-2	2-4	2-0	3-1	1-0
Walker, R DT	10-18	28	-	0-1	0-3	2-1	1-0	2-2	1-2	1-2	2-0	1-3	0-1	0-1	0-2	-
Shegog, A LB	9-13	22	1-0	0-2	-	1-3	-	1-0	0-1	-	-	1-2	-	0-1	1-2	4-2
Williams, N DT	10-7	17	2-1	2-2	-	2-0	0-1	-	DNP	DNP	-	-	-	2-1	1-2	1-0
Settle, T DT	7-10	17	-	2-1	0-1	0-2	1-1	0-1	1-1	-	-	0-2	1-0	1-0	1-1	-
Stroman, G DB	7-6	13	2-0	-	0-2	0-1	0-1	0-2	1-0	1-0	1-0	DNP	DNP	DNP	2-0	-
Huelskamp, S LB	3-8	11	1-1	0-2	-	-	-	-	-	-	-	1-0	1-2	0-2	0-1	-
Greene, D	7-2	9	-	2-0	0-1	-	-	-	DNP	DNP	-	-	2-0	3-1	DNP	DNP
Beckett, T CB	2-4	6	-	0-1	1-2	-	-	-	-	-	-	-	-	1-1	-	-
Gaines, H DE	0-5	5	DNP	DNP	-	0-1	0-1	-	0-1	-	-	-	-	0-1	0-1	-
Williams, C CB	1-3	4	-	-	1-1	-	-	-	DNP	0-1	-	-	-	0-1	-	-
Deablo, D	2-2	4	-	-	-	-	1-0	-	-	1-1	-	-	0-1	-	-	-
Sobczak, S DT	0-4	4	-	DNP	-	0-1	-	0-1	0-1	DNP	-	-	DNP	0-1	DNP	DNP
Newsome, D	1-3	4	-	0-1	0-1	-	DNP	DNP	-	-	-	-	-	0-1	-	1-0
Dooley, S DE	2-1	3	-	DNP	-	1-0	-	-	-	DNP	0-1	1-0	-	-	-	-
Quillen, J DB	1-2	3	-	DNP	0-1	DNP	1-0	-	-	-	-	-	0-1	-	-	DNP
Phillips, C	0-3	3	-	-	-	0-1	0-1	-	-	-	0-1	-	-	-	-	-
Peoples, S	0-3	3	-	-	-	0-2	-	-	-	-	-	-	0-1	-	-	-
Ludwig, M	1-1	2	-	0-1	-	-	-	1-0	-	-	-	-	-	-	-	-
Taylor, J DE	0-2	2	0-1	0-1	DNP	DNP	DNP	DNP	DNP	DNP	DNP	DNP	DNP	DNP	DNP	DNP
Floyd, R DB	0-1	1	-	-	-	0-1	-	-	-	-	-	-	DNP	DNP	-	-
Alleyne, J FS	0-1	1	DNP	DNP	DNP	DNP	DNP	DNP	DNP	DNP	DNP	-	DNP	0-1	-	-
Moss, J LB	1-0	1	1-0	DNP	DNP	DNP	DNP	DNP	DNP	DNP	DNP	DNP	DNP	DNP	DNP	DNP
Williams, M	0-1	1	DNP	DNP	-	-	-	-	-	-	-	0-1	-	DNP	DNP	DNP
Conte, A	1-0	1	-	-	-	-	-	-	-	-	-	-	-	-	-	1-0
Galante, J CB	0-1	1	0-1	-	-	-	-	DNP	-	-	-	-	-	-	-	-
Slye, Joey	1-0	1	-	-	-	-	-	-	-	-	-	1-0	-	-	-	-
Hodges, B	1-0	1	-	-	-	-	-	-	-	-	-	-	-	-	1-0	-
Carpenter, A	1-0	1	DNP	DNP	DNP	1-0	DNP	DNP	DNP	DNP	DNP	DNP	-	-	-	-
Hubbard, T LB	1-0	1	DNP	DNP	DNP	DNP	DNP	DNP	-	1-0	-	DNP	DNP	DNP	DNP	DNP

SACKS	UA-A	TOT	LIBERTY	TENN.	BC	ECU	UNC	SU	MIAMI	PITT	DUKE	GT	ND	VA	CU	ARK
Ekanem, K DE	6-3	7.5	1.0-6	1.5-9	-	2.0-13	-	-	DNP	-	-	-	1.0-2	1.0-5	-	1.0-4
Baron, W DT	4-3	5.5	-	-	-	-	0.5-3	1.0-2	2.5-16	-	0.5-4	-	-	-	-	1.0-4
Edmunds, Tr LB	4-1	4.5	-	-	-	1.5-8	1.0-6	-	1.0-8	-	1.0-5	-	-	-	-	-
Hill, T DE	2-1	2.5	-	-	-	-	-	-	1.5-9	-	-	-	-	-	-	1.0-2
Mihota, V DL	1-2	2.0	-	-	-	-	-	-	2.0-16	-	-	-	-	-	-	DNP
Motuapuaka, A LB	1-2	2.0	-	-	-	0.5-2	0.5-3	-	-	-	-	1.0-6	-	-	-	-
Reynolds, M	2-0	2.0	-	-	-	-	-	-	-	-	-	-	-	-	-	2.0-19
Shegog, A LB	1-1	1.5	-	-	-	0.5-1	-	-	-	-	-	-	-	-	-	1.0-8
Walker, R DT	1-1	1.5	-	-	-	-	-	-	0.5-4	-	1.0-10	-	-	-	-	-
Floyd, R DB	0-1	0.5	-	-	-	0.5-7	-	-	-	-	-	DNP	DNP	-	-	-
Dooley, S DE	0-1	0.5	-	DNP	-	-	-	-	-	DNP	0.5-4	-	-	-	-	-
Phillips, C	0-1	0.5	-	-	-	0.5-8	-	-	-	-	-	-	-	-	-	-
Gaines, H DE	0-1	0.5	DNP	DNP	-	0.5-1	-	-	-	-	-	-	-	-	-	-
Williams, N DT	0-1	0.5	-	0.5-1	-	-	-	-	DNP	DNP	-	-	-	-	-	-
Sobczak, S DT	0-1	0.5	-	DNP	-	-	-	-	0.5-4	DNP	-	-	DNP	-	DNP	DNP

GAMES PLAYED

NO.	NAME	GP/BS	LIBERTY	TENN.	BC	ECU	UNC	SU	MIAMI	PITT	DUKE	GT	ND	VA	CU	ARK
36	Alexander, A	13/5	...	XXX	XXX	XXX	XXX	XXX	XXX	XXX	XXX	START	START	START	START	START
17	Alleyne, J	4/-	XXX	...	XXX	XXX	XXX
35	Banks, E	2/-	XXX	XXX
60	Baron, W	14/14	START	START	START	START	START	START	START	START	START	START	START	START	START	START
14	Beckett, T	14/-	XXX	XXX	XXX	XXX	XXX	XXX	XXX	XXX	XXX	XXX	XXX	XXX	XXX	XXX
15	Bradshaw, J	8/-	XXX	XXX	XXX	XXX	XXX	XXX	XXX	XXX
82	Burke, X	6/-	XXX	XXX	XXX	XXX	XXX	XXX
8H	Bynum, W	14/-	XXX	XXX	XXX	XXX	XXX	XXX	XXX	XXX	XXX	XXX	XXX	XXX	XXX	XXX
38	Carpenter, A	5/-	XXX	XXX	XXX	XXX	XXX
86	Carroll, C.J.	13/1	XXX	XXX	XXX	XXX	XXX	XXX	XXX	XXX	XXX	XXX	START	XXX	XXX	...
61	Chung, K	6/2	...	START	START	XXX	XXX	...	XXX	XXX
19	Clark, C	14/14	START	START	START	START	START	START	START	START	START	START	START	START	START	START
1Q	Click, J	1/-	XXX
72	Conte, A	14/14	START	START	START	START	START	START	START	START	START	START	START	START	START	START
85	Cunningham, C	12/2	XXX	XXX	XXX	XXX	XXX	XXX	XXX	XXX	START	XXX	...	XXX	...	START
39	Daniel, S	1/-	XXX
88	Deablo, D	14/-	XXX	XXX	XXX	XXX	XXX	XXX	XXX	XXX	XXX	XXX	XXX	XXX	XXX	XXX
43	Dooley, S	12/-	XXX	...	XXX	XXX	XXX	XXX	XXX	...	XXX	XXX	XXX	XXX	XXX	XXX
13	Durkin, C	3/-	XXX	...	XXX	...	XXX
22	Edmunds, Te	14/13	START	START	START	START	START	START	START	START	START	XXX	START	START	START	START
49	Edmunds, Tr	14/14	START	START	START	START	START	START	START	START	START	START	START	START	START	START
4D	Ekanem, K	13/13	START	START	START	START	START	START	START	START	START	START	START	START	START	START
4	Evans, J	14/14	START	START	START	START	START	START	START	START	START	START	START	START	START	START
31	Facyson, B	14/14	START	START	START	START	START	START	START	START	START	START	START	START	START	START
21	Floyd, R	12/-	XXX	XXX	XXX	XXX	XXX	XXX	XXX	XXX	XXX	XXX	XXX	XXX
1	Ford, I	14/14	START	START	START	START	START	START	START	START	START	START	START	START	START	START
47	Fullwood, D	3/-	XXX	XXX	XXX
11	Gaines, H	12/-	XXX	XXX	XXX	XXX	XXX	XXX	XXX	XXX	XXX	XXX	XXX	XXX
37	Galante, J	13/-	XXX	XXX	XXX	XXX	XXX	...	XXX	XXX	XXX	XXX	XXX	XXX	XXX	XXX
64	Gallo, E	13/12	START	...	XXX	START	START	START	START	START	START	START	START	START	START	START
23	Greene, D	10/-	XXX	XXX	XXX	XXX	XXX	XXX	XXX	XXX	XXX	XXX
94	Hill, T	14/2	XXX	XXX	XXX	XXX	XXX	XXX	START	XXX	XXX	XXX	XXX	XXX	XXX	START
7	Hodges, B	14/14	START	START	START	START	START	START	START	START	START	START	START	START	START	START
44	Hubbard, T	3/-	XXX	XXX	XXX
56	Huelskamp, S	14/-	XXX	XXX	XXX	XXX	XXX	XXX	XXX	XXX	XXX	XXX	XXX	XXX	XXX	XXX
83	Kumah, E	13/-	XXX	...	XXX	XXX	XXX	XXX	XXX	XXX	XXX	XXX	XXX	XXX	XXX	XXX
90	Ludwig, M	14/-	XXX	XXX	XXX	XXX	XXX	XXX	XXX	XXX	XXX	XXX	XXX	XXX	XXX	XXX
33	McCleave, D	1/-	XXX
28	McKenzie, S	6/-	XXX	XXX	XXX	XXX	XXX	XXX
71	McLaughlin, J	14/14	START	START	START	START	START	START	START	START	START	START	START	START	START	START
34	McMillian, T	14/7	XXX	START	START	START	XXX	XXX	START	START	XXX	START	XXX	XXX	START	XXX
99	Mihota, V	13/13	START	START	START	START	START	START	START	START	START	START	START	START	START	...
66	Mitchell, B	2/-	XXX	XXX
95	Moon, C	1/-	XXX
50	Moss, J	1/-	XXX
9	Motley, B	7/-	XXX	...	XXX	XXX	XXX	...	XXX	XXX	XXX
54	Motuapuaka, A	14/14	START	START	START	START	START	START	START	START	START	START	START	START	START	START
12	Murphy, H	13/-	XXX	...	XXX	XXX	XXX	XXX	XXX	XXX	XXX	XXX	XXX	XXX	XXX	XXX
20	Newsome, D	12/-	XXX	XXX	XXX	XXX	XXX	XXX	XXX	XXX	XXX	XXX	XXX	XXX
69	Nijman, Y	14/14	START	START	START	START	START	START	START	START	START	START	START	START	START	START
67	Osterloh, P	9/-	XXX	XXX	...	XXX	XXX	XXX	XXX	XXX	XXX	XXX
27	Payne, S	3/-	XXX	...	XXX	XXX
25	Peoples, S	14/6	START	XXX	XXX	START	START	START	START	XXX	XXX	XXX	XXX	START	XXX	XXX
58	Pettit, C	14/3	START	START	XXX	XXX	XXX	XXX	XXX	XXX	XXX	XXX	XXX	START	XXX	XXX
74	Pfaff, B	9/-	XXX	XXX	XXX	XXX	XXX	XXX	XXX	XXX	XXX
5	Phillips, C	14/13	START	START	START	START	START	START	START	START	START	START	START	XXX	START	START
62	Plantin, D	3/-	XXX	XXX	XXX
26	Quillen, J	11/-	XXX	...	XXX	...	XXX	XXX	XXX	XXX	XXX	XXX	XXX	XXX	XXX	...
48	Reid, D.J.	5/-	XXX	XXX	XXX	XXX	XXX
6	Reynolds, M	14/13	START	START	START	START	START	START	START	START	START	START	START	START	START	XXX
45	Rogers, S	14/12	START	START	START	XXX	START	START	START	XXX	START	START	START	START	START	START
97	Settle, T	14/-	XXX	XXX	XXX	XXX	XXX	XXX	XXX	XXX	XXX	XXX	XXX	XXX	XXX	XXX
24	Shegog, A	14/2	XXX	XXX	XXX	XXX	XXX	XXX	XXX	XXX	XXX	START	XXX	XXX	XXX	START
46	Slye, Joey	14/-	XXX	XXX	XXX	XXX	XXX	XXX	XXX	XXX	XXX	XXX	XXX	XXX	XXX	XXX
79	Smith, T	14/-	XXX	XXX	XXX	XXX	XXX	XXX	XXX	XXX	XXX	XXX	XXX	XXX	XXX	XXX
91	Sobczak, S	9/-	XXX	...	XXX	XXX	XXX	XXX	XXX	...	XXX	XXX	...	XXX
3	Stroman, G	11/9	START	START	START	START	START	START	START	START	START	XXX	XXX
87	Taylor, C	13/-	XXX	XXX	XXX	XXX	XXX	...	XXX	XXX	XXX	XXX	XXX	XXX	XXX	XXX
96	Taylor, J	2/-	XXX	XXX
57	Teller, W	14/12	XXX	XXX	START	START	START	START	START	START	START	START	START	START	START	START
98	Walker, R	14/5	XXX	XXX	XXX	XXX	XXX	XXX	START	START	START	START	START	XXX	XXX	XXX
2D	Williams, C	13/-	XXX	XXX	XXX	XXX	XXX	XXX	...	XXX	XXX	XXX	XXX	XXX	XXX	XXX
42	Williams, M	9/-	XXX	XXX	XXX	XXX	XXX	XXX	XXX	XXX	XXX
8	Williams, N	12/9	START	START	START	START	START	START	XXX	XXX	XXX	START	START	START
89	Wilson, D	6/-	XXX	XXX	XXX	XXX	...	XXX	XXX

BY-QUARTER STATISTIC
3RD-DOWN CONVERSIONS

DATE	OPPONENT	SCORE	OVERALL	1ST QTR	2ND QTR	3RD QTR	4TH QTR
Sep 03	Liberty	W 36-13	10-20 50.0%	1-3 33.3%	3-7 42.9%	2-4 50.0%	4-6 66.7%
Sep 10	vs. Tennessee	L 24-45	6-13 46.2%	4-5 80.0%	0-3 0.0%	0-3 0.0%	2-2 100.0%
Sep 17	Boston College	W 49-0	7-14 50.0%	2-4 50.0%	0-3 0.0%	1-2 50.0%	4-5 80.0%
Sep 24	East Carolina	W 54-17	5-14 35.7%	1-4 25.0%	1-2 50.0%	2-5 40.0%	1-3 33.3%
Oct 08	at North Carolina	W 34-3	8-20 40.0%	1-6 16.7%	3-5 60.0%	1-4 25.0%	3-5 60.0%
Oct 15	at Syracuse	L 17-31	4-13 30.8%	1-5 20.0%	2-5 40.0%	1-2 50.0%	0-1 0.0%
Oct 20	Miami	W 37-16	4-13 30.8%	0-3 0.0%	1-4 25.0%	1-2 50.0%	2-4 50.0%
Oct 27	at Pittsburgh	W 39-36	4-14 28.6%	2-5 40.0%	0-2 0.0%	0-2 0.0%	2-5 40.0%
Nov 05	at Duke	W 24-21	8-18 44.4%	2-4 50.0%	3-6 50.0%	1-3 33.3%	2-5 40.0%
Nov 12	Georgia Tech	L 20-30	6-14 42.9%	1-2 50.0%	1-4 25.0%	2-4 50.0%	2-4 50.0%
Nov 19	at Notre Dame	W 34-31	6-14 42.9%	0-2 0.0%	3-4 75.0%	1-3 33.3%	2-5 40.0%
Nov 26	Virginia	W 52-10	8-15 53.3%	3-5 60.0%	3-5 60.0%	0-1 0.0%	2-4 50.0%
Dec 03	vs. Clemson	L 35-42	7-15 46.7%	1-3 33.3%	1-3 33.3%	2-5 40.0%	3-4 75.0%
Dec 29	vs. Arkansas	W 35-24	7-14 50.0%	2-4 50.0%	0-2 0.0%	1-2 50.0%	4-6 66.7%
	Virginia Tech		90-211 42.7%	21-55 38.2%	21-55 38.2%	15-42 35.7%	33-59 55.9%
	Opponents		56-204 27.5%	13-50 26.0%	15-55 27.3%	18-58 31.0%	10-41 24.4%

4TH-DOWN CONVERSIONS

DATE	OPPONENT	SCORE	OVERALL	1ST QTR	2ND QTR	3RD QTR	4TH QTR
Sep 03	Liberty	W 36-13	1-1 100.0%	0-0 0.0%	1-1 100.0%	0-0 0.0%	0-0 0.0%
Sep 10	vs. Tennessee	L 24-45	0-0 0.0%	0-0 0.0%	0-0 0.0%	0-0 0.0%	0-0 0.0%
Sep 17	Boston College	W 49-0	1-1 100.0%	0-0 0.0%	0-0 0.0%	1-1 100.0%	0-0 0.0%
Sep 24	East Carolina	W 54-17	0-2 0.0%	0-0 0.0%	0-0 0.0%	0-1 0.0%	0-1 0.0%
Oct 08	at North Carolina	W 34-3	1-2 50.0%	0-0 0.0%	0-0 0.0%	1-2 50.0%	0-0 0.0%
Oct 15	at Syracuse	L 17-31	0-1 0.0%	0-0 0.0%	0-1 0.0%	0-0 0.0%	0-0 0.0%
Oct 20	Miami	W 37-16	0-0 0.0%	0-0 0.0%	0-0 0.0%	0-0 0.0%	0-0 0.0%
Oct 27	at Pittsburgh	W 39-36	0-0 0.0%	0-0 0.0%	0-0 0.0%	0-0 0.0%	0-0 0.0%
Nov 05	at Duke	W 24-21	2-2 100.0%	0-0 0.0%	1-1 100.0%	1-1 100.0%	0-0 0.0%
Nov 12	Georgia Tech	L 20-30	1-2 50.0%	0-0 0.0%	0-0 0.0%	0-1 0.0%	1-1 100.0%
Nov 19	at Notre Dame	W 34-31	1-1 100.0%	0-0 0.0%	0-0 0.0%	1-1 100.0%	0-0 0.0%
Nov 26	Virginia	W 52-10	1-1 100.0%	0-0 0.0%	1-1 100.0%	0-0 0.0%	0-0 0.0%
Dec 03	vs. Clemson	L 35-42	1-2 50.0%	1-1 100.0%	0-0 0.0%	0-0 0.0%	0-1 0.0%
Dec 29	vs. Arkansas	W 35-24	0-1 0.0%	0-1 0.0%	0-0 0.0%	0-0 0.0%	0-0 0.0%
	Virginia Tech		9-15 60.0%	1-1 100.0%	3-4 75.0%	4-7 57.1%	1-3 33.3%
	Opponents		10-21 47.6%	3-5 60.0%	1-3 33.3%	3-7 42.9%	3-6 50.0%

TIME OF POSSESSION

DATE	OPPONENT	SCORE	OVERALL	1ST QTR	2ND QTR	3RD QTR	4TH QTR
Sep 03	Liberty	W 36-13	33:42	5:50	9:10	7:19	11:23
Sep 10	vs. Tennessee	L 24-45	31:44	10:53	7:32	6:01	7:18
Sep 17	Boston College	W 49-0	35:15	8:27	7:46	7:58	11:04
Sep 24	East Carolina	W 54-17	30:03	6:36	7:12	9:02	7:13
Oct 08	at North Carolina	W 34-3	39:59	9:05	9:47	7:41	13:26
Oct 15	at Syracuse	L 17-31	26:35	8:36	7:10	7:30	3:19
Oct 20	Miami	W 37-16	30:32	6:26	7:21	8:15	8:30
Oct 27	at Pittsburgh	W 39-36	33:17	10:20	6:22	8:07	8:28
Nov 05	at Duke	W 24-21	30:02	7:42	7:38	6:40	8:02
Nov 12	Georgia Tech	L 20-30	24:05	3:30	5:18	7:42	7:35
Nov 19	at Notre Dame	W 34-31	32:45	2:31	9:56	9:35	10:43
Nov 26	Virginia	W 52-10	32:42	9:09	9:14	3:29	10:50
Dec 03	vs. Clemson	L 35-42	28:08	6:50	6:05	7:06	8:07
Dec 29	vs. Arkansas	W 35-24	28:46	7:11	5:36	5:26	10:33
	Virginia Tech	Total	437:35	103:06	106:07	101:51	126:31
		Avg.	31:15	7:21	7:34	7:16	9:02
	Opponents	Total	402:25	106:54	103:53	108:09	83:29
		Avg.	28:44	7:38	7:25	7:43	5:57