




# VIRGINIA TECH



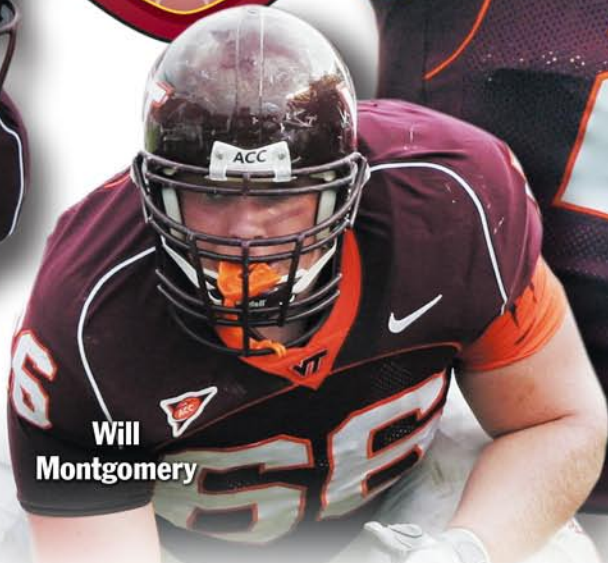
Jonathan  
Lewis



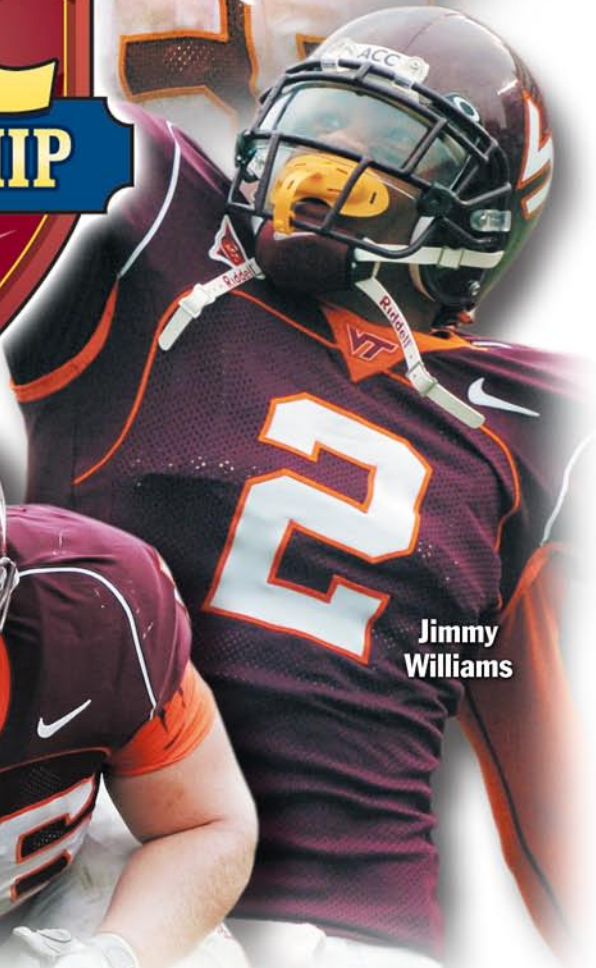
Darryl  
Tapp



Jeff  
King



Will  
Montgomery



Jimmy  
Williams

## ACC CHAMPIONSHIP GAME NOTES



## Hokies and Seminoles Meet For ACC Title

### TONIGHT'S CHECKLIST

- ✓ Virginia Tech and Florida State first met on the gridiron in 1955.
- ✓ Florida State holds a 20-10-1 lead in the series.
- ✓ The Seminoles won the last meeting, 30-17, in the 2002 Toyota Gator Bowl game.
- ✓ Tech's last win in the series was a 13-10 decision at Lane Stadium in 1975.
- ✓ FSU has won 11 straight in the series.
- ✓ Virginia Tech is 0-3 vs. Florida State at neutral sites.
- ✓ The winner of this game receives the ACC's automatic bid to the BCS.

## No. 5/5 Virginia Tech Hokies (10-1, 7-1) vs. Florida State Seminoles (7-4, 5-3)

**GAME 12: Saturday, Dec. 3, 2005 • 8 p.m.**  
**Alltel Stadium (77,497), Jacksonville, Fla.**



Series vs. FSU: VT leads, 20-10-1

Series Streak: FSU won 11

Last Meeting vs. the Seminoles: FSU, 30-17, 2002

Last VT Win: 13-10, 1975

Live Stats: Available at [hokiesports.com](http://hokiesports.com)

Television: ABC National

Radios: Virginia Tech ISP Sports Network; XM Satellite; Westwood One



### THE SERIES

- The Inaugural Dr. Pepper ACC Football Championship Game, will mark the 32nd football meeting between Virginia Tech and Florida State.
- The Seminoles hold a 20-10-1 advantage in the series, which began in 1955. FSU has won the last 11 meetings, including a 30-17 win in the 2002 Toyota Gator Bowl, which was held in the same stadium as Saturday's game.
- The two met in the 2000 Nokia Sugar Bowl in New Orleans, with the Seminoles taking a 46-29 win that decided the national championship.
- Including Saturday's game, the last four meetings have come at neutral sites.
- Prior to their meeting in the 2000 Sugar Bowl, Tech and FSU had not met since the 1991 season when the No. 1-ranked Seminoles defeated the Hokies, 33-20, in a neutral-site game at Orlando.
- Tech's last victory in the series came during the 1975 season when the Hokies posted a 13-10 win at Lane Stadium.
- Tech is 5-5-1 versus Florida State in Blacksburg, 5-12 against FSU at Doak Campbell Stadium and 0-3 at neutral sites.
- Tech's Frank Beamer is 0-6 as a head coach in games against Florida State. Florida State's Bobby Bowden is 14-0 versus Tech as a head coach, including three wins while at West Virginia.

### THE GAME ON TV

- The Florida State-Virginia Tech game will be televised nationally by ABC Sports. Brent Musberger will handle the play-by-play with Gary Danielson serving as the color analyst and Jake Arute providing sideline commentary.
- Virginia Tech is 10-13 in games televised by ABC, including 1-0 this year.

### STAYING POWER

- Only three teams have been ranked in the AP Top 10 in every poll, each week, this entire season: USC, Texas, and Tech.

Every other preseason Top 10 team fell out all-together or dropped out, and then climbed back into the Top 10.

### AT ALTEL STADIUM

- Virginia Tech is 1-2 all-time at Alltel Stadium, beating Clemson in the 2001 Gator Bowl and falling to North Carolina, 42-3, in the 1997 Gator Bowl, and to Florida State 30-17 in the 2002 Gator Bowl.
- FSU is 4-0 all-time in Alltel Stadium, recording wins over Duke (51-23) in 1999, BYU (29-3) in 2000, Virginia Tech (30-17) in 2002 and West Virginia (30-18) last year.

### COUNTDOWN TO KICKOFF

- 10 Virginia Tech has allowed a combined total of 10 points during the first quarter of play this season.
- 9 The nine combined first-half points in the Tech-UNC game were the fewest total points in the first half of a Tech game this season.
- 8 Redshirt freshman tailback Branden Ore had eight broken tackles during Tech's win over North Carolina.
- 7 Virginia Tech has posted 10 or more wins in seven of its last 11 seasons.
- 6 Tech's tailbacks have averaged 6.9 yards per carry during the Hokies' last two games.
- 5 Five Tech players have two interceptions or more this season.
- 4 Virginia Tech will be making its fourth appearance at Alltel Stadium when it faces Florida State in the Dr. Pepper ACC Championship Game.
- 3 Virginia Tech has allowed just three touchdowns during the first half of its last six games.
- 2 The Hokies have produced two 100-yard rushers in each of their last two games.
- 1 Tech ranks first in the nation in total defense, scoring defense and pass defense.

**COACH FRANK BEAMER**

• **Frank Beamer** (Virginia Tech '69), whose Tech teams have posted a 121-38 record over the past 12 seasons and appeared in bowl games each year during that span, is in his 19th year as the head football coach at Virginia Tech. Beamer has guided the Hokies to a 145-78-2 record.

He became Tech's winningest football coach in 1997 when the Hokies defeated Arkansas State, 50-0.

Under Beamer, Tech football has enjoyed unprecedented success with 12 consecutive bowl appearances, an ACC title, three BIG EAST Conference titles and a trip to the national championship game. Tech won the BIG EAST title in 1999 and 1995 and shared it in '96.

Beamer was voted BIG EAST Coach of the Year by the league's coaches each of those seasons and was tabbed the ACC Coach of the Year last season.

In 1997, he was inducted into The Virginia Tech Sports Hall of Fame, and following the 1999 season, he earned eight national coach of the year honors.

Beamer's Hokies have earned the highest national rankings in the program's history, earning a top 10 ranking in the AP poll at some point during each of the past seven years, including this year. During one stretch, Tech was ranked in 84 consecutive AP polls.

Last year, Tech went a surprising 10-3 in a season highlighted by an eight-game winning streak that led to Tech's ACC championship and a trip to the Nokia Sugar Bowl. During the 2000 season, the Hokies posted an 11-1 record that included a 41-20

**The Opposing Coach**

**FSU COACH BOBBY BOWDEN**

• **Bobby Bowden** (Howard '53) is in his 30th season as the head football coach at the Florida State University, where his current record is 285-74-4.

• Bowden is the all-time winningest coach in major college history with 358 wins, posting a 358-106-4 career record.

• He began his career as the head coach of Samford University from 1959-62, compiling a 31-6 record. From there, he coached at FSU from 1963-65 as the wide receivers coach before taking the offensive coordinator job at West Virginia University from 1966-69. He became the head coach at WVU in 1970 and held that position until 1975, where he went 42-26 with two bowl appearances.

• In 1976, Bowden accepted the job in Tallahassee and has since taken his Seminoles to 26 bowl games, including one following each of the last 23 seasons and has won two national titles.

• Bowden started his career as an assistant football coach and head track coach at Howard College (now Samford) before taking a job as athletics director and head football coach at South Georgia Junior College from 1956-58.

**Under Beamer**

When Leading after 1st Quarter	98-30-0	.766
When Trailing after 1st Quarter	23-35-2	.400
When Tied after 1st Quarter	24-13-0	.649
When Leading after 2nd Quarter	119-21-0	.850
When Trailing after 2nd Quarter	16-52-0	.235
When Tied after 2nd Quarter	10-5-2	.647
When Leading after 3rd Quarter	134-14-1	.909
When Trailing after 3rd Quarter	7-59-0	.106
When Tied after 3rd Quarter	4-5-1	.450
When Scoring First	108-29-1	.786
When Opponent Scores First	37-49-1	.437
When Outrushing Opponent	128-27-2	.822
When Outrushed by Opponent	16-51-0	.239
Rushing Total Even	1-0-0	1.000

win over Clemson in the Gator Bowl.

In 1999, Tech marched to an 11-0 regular-season mark before losing a hard-fought 46-29 game to Florida State for the national title in the Sugar Bowl. The Hokies ended the '99 season ranked No. 2 by AP.

Another highlight came when Tech beat Texas, 28-10, in the 1995 Sugar Bowl and finished 10-2. The bowl streak started in '93 when Tech beat Indiana in the Independence Bowl to cap a 9-3 season.

Beamer returned to his alma mater in December 1986 after a six-year stint as the head coach at Murray State University, where he compiled a 42-23-2 mark.

During his undergraduate days at Tech, Beamer started three years as a cornerback and played on the Hokies' 1966 and 1968 Liberty Bowl teams. The 59-year-old Hillsville, Va., native began his collegiate coaching career as a graduate assistant at Maryland in 1972. He held assistant coaching positions at The Citadel and Murray State before being named MSU's head coach in 1981.

Beamer is married to the former Cheryl Oakley of Richmond, Va. They have two children, Shane, a former member of his dad's football team at Tech and now an assistant at Mississippi State; and daughter Casey, a 2003 graduate of Tech. He had his No. 25 jersey retired by Tech in a pregame ceremony before the Marshall game in 2002.

**STABILITY AT THE TOP**

• **Frank Beamer**, the first Tech alumnus to guide Virginia Tech's football program since the 1940s, has coached and won more football games at Tech than any other coach.

• Only three of the 119 active Division I-A head football coaches have been at their current school longer than Beamer. Those coaches are: Joe Paterno (39 yrs., Penn State); Bobby Bowden (29 yrs., Florida State); and Fisher DeBerry (21 yrs., Air Force).

• Prior to Beamer, no other grid coach in Virginia Tech history had served more than 10 seasons as head coach.

**The Beamer File**

**PERSONAL:**

Born: 10/18/46, Mt. Airy, N.C.  
Hometown: Hillsville, Va.  
Wife: former Cheryl Oakley  
Children: Shane, Casey

**EDUCATION:**

High School: Hillsville (1965)  
College: Virginia Tech (1969)  
Postgraduate: Radford University (1972)

**PLAYING EXPERIENCE:**

Virginia Tech (1966-68)

**COACHING EXPERIENCE:**

1972 Graduate Assistant, Maryland  
1973-76 Assistant Coach, The Citadel  
1977-78 Defensive Coordinator, The Citadel  
1979-80 Defensive Coordinator, Murray State

**1981-86 Head Coach, Murray State**

1981 (8-3)  
1982 (4-7)  
1983 (7-4)  
1984 (9-2)  
1985 (7-3-1)  
1986 (7-4-1) Ohio Valley co-champs

**Record at Murray State:** 42-23-2 (six years)

**1987- Head Coach, Virginia Tech**

1987 (2-9)  
1988 (3-8)  
1989 (6-4-1)  
1990 (6-5)  
1991 (5-6)  
1992 (2-8-1)  
1993 (9-3) Indep. Bowl champs  
1994 (8-4) Gator Bowl  
1995 (10-2) BIG EAST, Sugar Bowl champs  
1996 (10-2) BIG EAST co-champs, Orange Bowl  
1997 (7-5) Gator Bowl  
1998 (9-3) Music City Bowl champs  
1999 (11-1) BIG EAST champs, Sugar Bowl  
2000 (11-1) Gator Bowl champs  
2001 (8-4) Gator Bowl  
2002 (10-4) San Fran. Bowl champs  
2003 (8-5) Insight Bowl  
2004 (10-3) ACC champs, Sugar Bowl  
2005 (10-1)

**Record at Virginia Tech:** 145-78-2 (19th year)

**Record (overall):** 187-101-4 (25th year)

**BOWL EXPERIENCE:**

**Player**

1966 Liberty (VT vs. Miami)  
1968 Liberty (VT vs. Mississippi)

**Coach**

1993 Independence (VT vs. Indiana)  
1994 Gator (VT vs. Tennessee)  
1995 Sugar (VT vs. Texas)  
1996 Orange (VT vs. Nebraska)  
1997 Gator (VT vs. North Carolina)  
1998 Music City (VT vs. Alabama)  
1999 Sugar (VT vs. Florida State)  
2000 Gator (VT vs. Clemson)  
2001 Gator (VT vs. Florida State)  
2002 San Francisco (VT vs. Air Force)  
2003 Insight (VT vs. California)  
2004 Sugar (VT vs. Auburn)

### The Coaches



Frank Beamer .....	Coach .....	Bobby Bowden
Virginia Tech .....	School .....	Florida State
Virginia Tech ('69).....	Alma Mater .....	Howard ('53)
145-78-2 (19th year) .....	Record at School .....	285-74-4 (30th year)
187-101-4 (25th year).....	Overall Record .....	358-106-4 (40th year)
0-6 .....	Record vs. tonight's opponent.....	14-0



Coach Frank Beamer's lone collegiate touchdown came on an interception return (above) against Richmond in 1968.

### Still Involved in Football

While over 100 players have gone on to success in the NFL after playing under head coach **Frank Beamer** at Virginia Tech, numerous others are currently coaching or involved on the support staffs at the college and pro levels.

- **Antonio Banks (1993-1996)**  
(Amsterdam Admirals, defensive assistant)
- **Shane Beamer (1996-99)**  
(Mississippi State, defensive backs)
- **Malcolm Blacken (1985-1988)**  
(Detroit Lions, asst. strength & conditioning)
- **Steve DeMasi (1999-2001)**  
(Virginia Tech, G.A.)
- **Jarrett Ferguson (1998-01)**  
(North Carolina, asst. strength coach)
- **Marcus Gildersleeve (1996-1998)**  
(Austin Peay Univ.)
- **Todd Grantham (1985-1988)**  
(Cleveland Browns, defensive coordinator)
- **Torrian Gray (1993-1996)**  
(Chicago Bears, asst. defensive backs)
- **Scott Hughes (2000-2002)**  
(Glenville (WV) State, running backs)
- **Chris Malone (1992-1995)**  
(VMI, offensive line)
- **Shaine Miles (1993-1996)**  
(Marshall, tight ends)
- **Ken Oxendine (1994-1997)**  
(Georgia Southern, wide receivers)
- **Chris Peduzzi (1992-1994)**  
(Philadelphia Eagles, asst. athletic trainer)
- **J.C. Price (1992-1995)**  
(James Madison, defensive line)
- **Jim Pyne (1990-1993)**  
(New Orleans Saints, asst. off. line coach)
- **Jon Shields (1993-1994)**  
(Elon, defensive line coach)
- **Keith Short (1997-99)**  
(South Florida, asst. strength coach)
- **Greg Shockley (1999)**  
(VMI, wide receivers)
- **Jimmy Whitten (1987-90)**  
(VMI, assoc. head strength coach)
- **Dan Wilkinson (2000-2001)**  
(Virginia Tech, G.A.)

### Comebacks Under Beamer

- Last win after trailing after 1st quarter:**  
Duke (2004) ..... trailed 7-0..... won 41-17
- Last win after trailing after 1st half:**  
NC State (2005) trailed 13-10 ..... won 20-16
- Last win after trailing after 3rd quarter:**  
Georgia Tech (2004)..... trailed 17-9 ..... won 34-20
- Biggest comeback wins:**  
14 points ..... Syracuse (2000) ..... trailed 14-0 after 1st ..... won 22-14  
14 points ..... Georgia Tech (2004) ..... trailed 14-0 in 2nd ..... won 34-20  
15 points ..... Virginia (1995) ..... trailed 29-14 after 3rd ... won 36-29

### Where Beamer Ranks

#### Active NCAA Coaches BY WINS

- 358 Bobby Bowden (Florida State)
- 353 Joe Paterno (Penn State)
- 187 Frank Beamer (Virginia Tech)**
- 184 Jim Tressel (Ohio State)
- 171 Chris Ault (Nevada)
- 168 Ken Hatfield (Rice)

#### Active NCAA Coaches BY BOWL APPEARANCES

- 31 Joe Paterno (Penn State)
- 26 Bobby Bowden (Florida State)
- 13 Phillip Fulmer (Tennessee)
- 12 Frank Beamer (Virginia Tech)**
- 12 Steve Spurrier (South Carolina)
- 11 Bill Snyder (Kansas State)



### Twelve Bowls in a Row

• With Nebraska and Kansas State failing to make bowls in 2004, Virginia Tech is now one of only five teams to go to 12 bowls in the last 12 seasons. The other four teams are Florida, Florida State, Michigan and Tennessee.

### Rushing = Outcome?

- Under head coach **Frank Beamer** (225 games), the Hokies are 128-27-2 when outrushing their opponents, 16-51 when being outrushed and 1-0 when the rushing total is even.
- In Tech's current 12-year bowl run (since 1993), Tech is 108-12 when outrushing its opponents, 12-26 when being outrushed and 1-0 when the rushing total is even.
- In its current 12-year bowl run (since 1993), Tech is 81-6 when rushing for 200 yards or more, including 7-0 this year.
- Since 1999, the Hokies are 63-5 when outrushing their opponent and 5-13 when being outrushed.

**SCORING STREAK**

- Tech has scored in a school record 133 straight football games, beginning with a 13-7 win over the University of Miami on Sept. 23, 1995.
- The streak began after a 16-0 loss to Cincinnati at Lane Stadium in 1995.
- The previous school record was 66 straight games, which started in 1970 and ran into the 1976 season.
- During its current streak, Tech has scored 13 or more points in all but four games — UNC (1998 Gator Bowl, L, 42-3, at Pittsburgh (2001, L, 38-7), at West Virginia (2003, L, 28-7) and Miami (2005, L, 27-7).

**TECH IN THE POLLS**

- The Hokies posted their highest-ever football rankings during the 1999 and 2000 seasons. Tech finished the '99 season rated No. 2 by AP and No. 3 by the coaches and climbed as high as No. 2 in 2000.
- Tech has been ranked a total of 173 voting periods by the AP since the beginning of the 1993 season, including a streak of 84 straight polls from 1998-2003.
- When **Frank Beamer** took over in 1987, Tech had been ranked a total of 12 weeks during the first 49 years of the AP poll. The Hokies have been ranked in 118 of the last 133 AP polls.
- Tech has an all-time record of 32-67-1 against teams ranked in the AP poll. Since the start of the 1995 season, the Hokies are 22-13 against ranked teams.

- The No. 7 ranking in the Coaches' Poll was the highest preseason ranking in either major poll for the Hokies. Tech was ranked No. 8 in the preseason AP Poll. The previous high was No. 9 in both polls prior to the 2001 season, as well as No. 9 in the AP poll to start the 2003 campaign.

**TECH AT NEUTRAL SITES**

- Virginia Tech has a 143-118-19 record in football games played at neutral sites.
- Tech is 6-9 in neutral site games during Coach **Frank Beamer's** 18 seasons after last season's 16-13 loss to Auburn in the Sugar Bowl.
- Besides bowl games, where the Hokies are 5-7, Tech's other three neutral site games under Beamer have been regular-season contests — a 33-20 loss to Florida State at Orlando, Fla., in 1991, a 38-16 win over Temple at RFK Stadium in Washington, D.C., during the 1995 season and a 24-13 loss to No. 1 USC last year at FedEx Field in Landover, Md., to open the season.

**NIGHT GAMES**

- Since 1946, Virginia Tech football teams have a 72-56-1 record in night games, including a 39-23-1 record under Coach **Frank Beamer**.
- The Hokies have won 31 of their last 46 night games and are 4-1 in night games this season.

**2005 Atlantic Coast Conference Standings**  
*(through games of Nov. 26)*

**COASTAL DIVISION**

Team	Conf.	Overall
Virginia Tech *	7-1	10-1
Miami	6-2	9-2
Georgia Tech	5-3	7-4
North Carolina	4-4	5-6
Virginia	3-5	6-5
Duke	0-8	1-10

**ATLANTIC DIVISION**

Team	Conf.	Overall
Florida State *	5-3	7-4
Boston College	5-3	8-3
Clemson	4-4	7-4
Wake Forest	3-5	4-7
North Carolina State	3-5	6-5
Maryland	3-5	6-5

\* clinched division title and will represent the division in the Dr. Pepper ACC Football Championship.

**This Week in the ACC**

**Saturday, December 3**

Virginia Tech vs. Florida State  
Dr. Pepper ACC Football Championship  
8 p.m., ABC Sports

**Watching the Opponents**

**NC STATE** (6-5) REG. SEASON COMPLETE  
Last week: def. Maryland, 20-14

**DUKE** (1-10) SEASON COMPLETE  
Last week: open

**OHIO** (4-7) SEASON COMPLETE  
Last week: lost to Miami University, 27-3

**GEORGIA TECH** (7-4) REG. SEASON COMPLETE  
Last week: lost at Georgia, 14-7

**WEST VIRGINIA** (9-1) at South Florida  
Last week: def. Pittsburgh, 45-13

**MARSHALL** (4-7) SEASON COMPLETE  
Last week: lost at Memphis, 26-3

**MARYLAND** (5-6) SEASON COMPLETE  
Last week: lost at NC State, 20-14

**BOSTON COLLEGE** (8-3) REG. SEASON COMPLETE  
Last week: open

**MIAMI** (9-2) REG. SEASON COMPLETE  
Last week: def. Virginia, 25-17

**VIRGINIA** (6-5) REG. SEASON COMPLETE  
Last week: lost at Miami, 25-17

**NORTH CAROLINA** (5-6) SEASON COMPLETE  
Last week: lost at Virginia Tech, 30-3

**FLORIDA STATE** (7-4) vs. Virginia Tech  
Last week: lost at Florida, 34-7

**What's a Hokie?**

That's the most often-asked question regarding Virginia Tech athletics. The answer leads all the way back to 1896 when Virginia Agricultural and Mechanical College changed its name to Virginia Polytechnic Institute.

With the change came the necessity for writing a new cheer and a contest for such a purpose was held by the student body. Senior O.M. Stull won first prize for his "Old Hokie" yell which still is used today.

Later, when asked if "Hokie" had any special meaning, Stull explained the words he used had no hidden or symbolic meaning, but had been thought up in an effort to get attention. Hokie soon became a nickname for all Tech teams and for those people loyal to Tech athletics.

Following is the "Old Hokie" yell in its original form:

**Hoki, Hoki, Hoki Hy!  
Tech! Tech! V.P.I.!  
Sola-Rex Sola-Rah  
Polytech-Vir-gin-i-a!!  
Rae, Ri, V.P.I.**

**Just Virginia Tech, Please**

While the full name of the school is Virginia Polytechnic Institute and State University, the school is commonly referred to as "Virginia Tech."

Founded in 1872, as Virginia Agricultural and Mechanical College, the university changed its name to Virginia Polytechnic Institute in 1896.

Fans of the athletic department, as well as media covering the Hokies, shortened the name to VPI, but it eventually became Virginia Tech.

The "State University" was added in 1970 to bring the official title to what it is today.

Those covering Hokie athletics are asked to refer to the university as simply "Virginia Tech."

**Virginia Tech University, VPI and SU, VPI&SU, VT or VA Tech are not recognized names and should not be used.**

## 2005 Schedules & Results

### Virginia Tech (9-1; 6-1 ACC):

aW	20-16	NC State*
aW	45- 0	Duke*
hW	45- 0	Ohio
hW	51- 7	#15 Georgia Tech*
aW	34-17	West Virginia
hW	41-14	Marshall
aW	28- 9	Maryland*
hW	30-10	#13 Boston College*
hL	7-27	#5 Miami*
aW	52-14	Virginia*
hW	30- 3	North Carolina*
Dec.	3	vs. Florida State (ACC)

### Florida State (7-4; 5-3 ACC)

hW	10- 7	Miami*
hW	62-10	The Citadel
aW	28-17	Boston College*
hW	38-14	Syracuse
hW	41-24	Wake Forest*
aL	21-26	Virginia*
aW	55-24	Duke*
hW	35-27	Maryland*
hL	15-20	NC State*
aL	14-35	Clemson*
aL	7-34	Florida
Dec.	3	vs. Virginia Tech (ACC)
* Conference games		

## 2004 Results

### Virginia Tech (10-3; 7-1 ACC):

nL	13-24	#1 USC
hW	63- 0	Western Michigan
hW	41-17	Duke*
hL	16-17	NC State*
hW	19-13	#6 West Virginia
aW	17-10	Wake Forest*
hW	62- 0	Florida A&M
aW	34-20	Georgia Tech*
aW	27-24	North Carolina*
hW	55- 6	Maryland*
hW	24-10	Virginia*
aW	16-10	#9 Miami*
nL	13-16	#3 Auburn (Sugar Bowl)

### Florida State (9-3; 6-2 ACC):

aL	10-16	Miami*
hW	34- 7	UAB
hW	41-22	Clemson*
hW	38-16	North Carolina*
aW	17-13	Syracuse
hW	36- 3	Virginia*
aW	20-17	Wake Forest*
aL	17-20	Maryland*
hW	29- 7	Duke*
aW	17-10	NC State*
hL	13-20	Florida
nW	30-18	West Virginia (Gator Bowl)

\* Conference games

## 133 & Counting

• Virginia Tech currently has the 14th-longest active scoring streak in NCAA Division I-A football, standing at 133 games. For more on the streak, see page 4.

1. Michigan	261	9. Air Force	156	17. Kansas State	112
2. Washington State	249	10. Utah	149	18. Pittsburgh	112
3. Oregon	244	11. Ohio State	148	19. Wisconsin	111
4. Florida State	221	12. Tennessee	146	20. Boise State	103
5. Florida	215	13. Miami Univ. (OH)	138	21. Southern California	100
6. Colorado	208	<b>14. Virginia Tech</b>	<b>133</b>	22. Texas Tech	100
7. TCU	162	15. Arkansas	120	23. Minnesota	95
8. Nevada	161	16. NC State	116	24. Oklahoma	90

## Tech on the Tube

Overall Television Record.....	108-55	.663
Last Six+ Seasons (since start of 1999 season).....	59-19	.756
Overall Games.....		.87
Percent of Games Played Televised.....	78 games	89.7%
Under Coach Beamer.....	94-43	.686
Home Television Record.....	59-18	.766
Away Television Record.....	42-24	.636
Neutral Television Record.....	7-13	.350
Virginia Tech on ESPN.....	32-12	.727
Virginia Tech on ESPN2.....	14-3	.824
Virginia Tech on ABC.....	10-13	.435
Virginia Tech on Jefferson-Pilot/Raycom.....	5-3	.625
Virginia Tech on ESPNU.....	1-0	1.000

### MORE ON THE TECH-FSU SERIES

• Virginia Tech is Florida State's oldest out-of-state rival, having first met in 1955. The Hokies and 'Noles have met 31 times before with FSU holding a 20-10-1 lead in the series. The Tech series is the third-longest in FSU history behind Florida (50 times) and Miami (49 times).

• The series has been a close one in the past, with 21 of the 31 contests being decided by 14 points or less. Thirteen games have been decided by 10 or fewer.

• But there have been some lopsided games in the series, too. Tech's largest margin of victory was a 56-21 win at Tallahassee in 1974, while FSU's was a 41-7 victory at Blacksburg in 1989.

• The series also has produced some of the biggest plays in both schools' history. Larry Key's 97-yard run against the Hokies in 1976 still stands as both the longest run in FSU history and the longest run given up by Tech.

• Jimmy Jordan's 96-yard pass to Kurt Unglaub in the 1976 game is the second-longest pass in FSU history and the second-longest pass play Tech has ever given up.

• The longest field goal in Virginia Tech history was kicked against FSU. Wayne Latimer booted a 61-yarder against the 'Noles in the 1975 game.

• Leon Bright's 100-yard kickoff return against the Hokies in 1974 still stands in a tie as the longest ever by a Tech opponent.

### SUNSHINE STATE FACTS

• The Hokies have played 61 football games against schools from the state of Florida, posting a 22-38-1 record. The Hokies are 10-20-1 against Florida State, 7-16 against the University of Miami, 2-0 against both UCF and Tampa, 1-0 against Florida A&M and are 0-2 all-time against the Gators of Florida.


• In games played in the Sunshine State, Tech is 12-27. The Hokies are 2-0 at Tampa, 5-12 at Tallahassee, 3-10 at Miami (3-9 against the University of Miami; 0-1 in the Orange Bowl), 1-2 in Jacksonville, 0-2 at Gainesville (0-1 vs. the University of Florida; 0-1 in the Gator Bowl) and 1-1 at Orlando (1-0 vs. UCF; 0-1 vs. FSU).

## The Series vs. Florida State

### FSU leads 20-10-1

1955 aW 24- 20	1963 aW 31- 23	1971 hL 10- 17	1979 hL 10- 17
1956 aW 20- 7	1964 hW 20- 11	1972 aL 15- 27	1980 aL 7- 31
1957 aL 7- 20	1965 aL 6- 7	1973 hW 36- 13	1988 aL 14- 41
1958 aL 0- 28	1966 hW 23- 21	1974 aW 56- 21	1989 hL 7- 41
1959 hL 6- 7	1967 aL 15- 38	1975 hW 13- 10	1990 aL 28- 39
1961 hW 10- 7	1968 aW 40- 22	1976 aL 21- 28	1991 nL 20- 33
1962 aL 7- 20	1969 hT 10- 10	1977 hL 21- 23	2000 nL 29- 46
	1970 aL 8- 34	1978 aL 14- 24	2002 nL 17- 30

**Last Meeting: Seminoles Down Hokies in Gator Bowl**

 <b>No. 15 Virginia Tech</b>	<b>17</b>
 <b>No. 24 Florida State</b>	<b>30</b>

Alltel Stadium • Jacksonville, Fla.  
Jan. 1, 2002 • Attendance: 72,202

**JACKSONVILLE, Fla.** — Despite 158 yards receiving from André Davis in the final game of his career, Virginia Tech couldn't hold off the big-play capabilities of Florida State, falling to the Seminoles, 30-17, in front of 72,202 fans at the 57th annual Gator Bowl on New Year's Day.

In a game eerily similar to the 1999 Sugar Bowl game in which the Hokies and Seminoles battled for the national championship, Tech led after three quarters. A 55-yard touchdown pass from Tech quarterback Grant Noel to Davis with 40 seconds left in the third quarter gave the Hokies a 17-13 lead.

But then the big plays by FSU killed Tech. On the first play of the fourth quarter, FSU quarterback Chris Rix found Javon Walker on a 77-yard scoring play that gave the Seminoles a 20-17 lead.

The Hokies drove to the Seminole 32 on their next possession, but tailback Kevin Jones was stopped on fourth-and-1, giving FSU the ball on downs. On the next play, Rix hit Walker again, this time for 50 yards to the Tech 18. That led to a 35-yard field goal by Xavier Beitia with 10:13 left in the game that gave the Seminoles a 23-17 lead.

The Seminoles put the game away late in the fourth quarter. A 23-yard touchdown pass from Rix to Walker accounted for the final margin.

Rix threw for 326 yards and two touchdowns, while Walker caught four passes for 195 yards — a new Gator Bowl record — and two touchdowns.

Noel completed 15-of-27 for 269 yards for Tech. Davis was the Hokies' MVP in the game, catching five passes for 158 yards and a score.

The loss marked the end of the careers of 22 Tech seniors. That senior class went down as the winningest class in school history at the time with a 39-9 record.

**Final Statistics**

Virginia Tech	3	0	14	0	— 17
Florida State	0	10	3	17	— 30

VT (10:56 re 1st)	- FG Warley 36
FSU (6:32 re 2nd)	- Rix 1 run (Beitia kick)
FSU (1:26 re 2nd)	- FG Beitia 50
VT (10:02 re 3rd)	- Jones 5 run (Warley kick)
FSU (1:42 re 3rd)	- FG Beitia 47
VT (0:40 re 3rd)	- Davis 55 pass from Noel (Warley kick)
FSU (14:48 re 4th)	- Walker 77 pass from Rix (Beitia kick)
FSU (10:13 re 4th)	- FG Beitia 35
FSU (2:14 re 4th)	- Walker 23 pass from Rix (Beitia kick)

Team Stats	VT	FSU	Individual Leaders
First downs	16	19	<b>Rushing</b> — VT, K. Jones 23-55, J. Ferguson 3-13, Burnell 2-1, Noel 12-(-26); FSU, G. Jones 23-120, Maddox 3-6, Gardner 1-(-3), Rix 12-(-19).
Rushes-yds.	40-43	39-104	<b>Passing</b> — VT, Noel 15-27-0-269, Randall 0-1-1-0, Johnson 0-1-0-0; FSU, Rix 12-25-1-326.
Passing yds.	269	326	<b>Receiving</b> — VT, A. Davis 5-158, J. Ferguson 5-32, Slowikowski 2-36, E. Johnson 2-21, Parham 1-22; FSU, J. Walker 4-195, Bell 3-43, C. Thorpe 2-48, T. Gardner 2-21, N. Maddox 1-29.
Return yds.	23	19	
Passes	15-29-1	12-25-1	
Punts-avg.	7-29.9	4-40.5	
Fumbles-lost	2-1	1-1	
Penalties-yds.	4-30	4-25	
Time of poss.	31:09	28:51	
Sacks by	4-34	5-33	

**Game 1: Hokies Hold On For ACC Road Win**

 <b>No. 8 Virginia Tech</b>	<b>20</b>
 <b>North Carolina State</b>	<b>16</b>

Carter-Finley Stadium • Raleigh, N.C.  
Sept. 4, 2005 • Attendance: 57,100

**RALEIGH, N.C.** — Virginia Tech avenged its only ACC loss of 2004 by opening its 2005 season with a hard-earned 20-16 victory over North Carolina State at Carter-Finley Stadium.

The Hokies, whose only league loss on the way to an ACC Championship last year was a 17-16 setback to the Wolfpack, picked up where they left off a year ago when they won four conference games in the final quarter. This time, a 19-yard touchdown pass from quarterback Marcus Vick to junior receiver David Clowney with 12:24 left proved to be the difference.

Like most of Tech's games last year, however, the outcome was in doubt until the final seconds. Tech junior rover Aaron Rouse sealed the win with an interception at the Hokies' 6-yard line as time expired. The pick capped a big night for Rouse who contributed eight tackles, two interceptions and forced a fumble.

Vick, making his starting debut, led the Hokies on scoring drives of 80 and 88 yards during the game, but overall, Tech was held to 232 yards by the Wolfpack's top-rated defensive unit. State, on the other hand, was able to amass 438 yards, but after marching 83 yards for a touchdown on their first possession, the 'Pack never made it into the end zone again. Plagued by three turnovers and number of costly penalties, the home team had to settle for three field goals over the final three quarters.

Tech punter Nic Schmitt also played a huge role in the win, averaging 45.7 yards on six kicks. Schmitt kept the Wolfpack backed up, booming two kicks of over 50 yards and dropping two kicks inside the NCSU 5-yard line.

**Game Notes**

- Rover **Aaron Rouse** (r-Jr., Virginia Beach, Va.) had a hand in all three NC State turnovers, intercepting two passes and forcing a fumble. The interceptions were the first of the redshirt junior's Tech career and came in his first collegiate start at rover.

- NC State's 438 yards of total offense were the most against Tech in a season opener since the 1986 season when the University of Cincinnati piled up 508 yards against the Hokies in an opener at Lane Stadium.

- The game marked just the fifth time since the beginning of the 1999 season and the 16th time in Coach **Frank Beamer's** tenure that Tech has won a game when being out-rushed. NC State finished with 127 yards on the ground to the Hokies' 124.

**Final Statistics**

Virginia Tech	7	3	3	7	— 20
North Carolina State	7	6	0	3	— 16

NCS (6:50 re 1st)	- Blackman 25 run (Deraney kick)
VT (3:24 re 1st)	- Imoh 5 run (Pace kick)
NCS (8:49 re 2nd)	- FG Deraney 33
VT (2:33 re 2nd)	- FG Pace 44
NCS (0:00 re 2nd)	- FG Deraney 27
VT (2:19 re 3rd)	- FG Pace 28
VT (12:24 re 4th)	- Clowney 19 pass from Vick (Pace kick)
NCS (8:09 re 4th)	- FG Deraney 35

Team Stats	VT	NCS	Individual Leaders
First Downs	14	21	<b>Rushing</b> — VT, Imoh 18-56, Humes 10-37, Vick 13-31; NCS, Blackman 12-58, Morgan 1-44, R. Davis 9-35, Baker 3-5, J. Davis 4-(-15).
Rushes-yds.	41-124	29-127	<b>Passing</b> — VT, Vick 10-21-0-108; NCS, Davis 27-43-2-311.
Passing yds.	108	311	<b>Receiving</b> — VT, Clowney 3-30, Harper 2-36, Humes 2-12, Morgan 1-27, King 1-6, Royal 1-(-3); NCS, Hall 8-97, Williams 6-62, Blackman 4-40, Clark 3-37, Hicks 2-35, Hill 2-12, R. Davis 1-18, Barrett 1-10.
Return yds.	37	15	
Passes	10-21-0	27-44-2	
Punts-avg.	6-45.7	4-40.5	
Fumbles-lost	0-0	1-1	
Penalties-yds.	6-40	12-105	
Time of poss.	29:26	30:34	
Sacks by	2-18	3-20	

**Game 2: Record-Breaking Defensive Effort Keys Big Win**

 <b>No. 8 Virginia Tech</b>	<b>45</b>
 <b>Duke</b>	<b>0</b>

Wallace Wade Stadium • Durham, N.C.  
Sept. 10, 2005 • Attendance: 25,014

**DURHAM, N.C.** — Virginia Tech's defense smothered home-standing Duke as the Hokies registered their first-ever ACC shutout with a 45-0 victory at Wallace Wade Stadium.

Tech, which gave up over 400 yards of offense in its season-opening win at NC State, was totally focused against the Blue Devils.

The Hokies held Duke to 35 total yards, the fewest for a Tech foe in the modern era. The Blue Devils managed just five first downs in the contest, with none coming through the air.

Duke ran just two offensive plays in Tech territory, one of which resulted in a holding penalty by the home team.

The Hokies' offense missed out on a few opportunities, but overall was efficient under the direction of quarterback Marcus Vick, who tossed a personal-best three touchdown passes.

Young tailbacks George Bell and Branden Ore each rushed for a TD in their collegiate debuts. Tech finished with 182 yards through the air and 180 rushing.

Cornerback Roland Minor picked up Tech's first defensive score of the year when he picked off a pass and returned it 23 yards for a touchdown late in the first quarter.

End Darryl Tapp contributed two of the Hokies' five quarterback sacks.

**Game Notes**

- Virginia Tech held Duke to 13 yards rushing and 22 yards passing. The 35 yards of total offense were the fewest for a Tech opponent in the modern era (since 1950). The previous low mark was 63 yards by UAB in 1999.

- Tech's 45 points against the Blue Devils represent the highest scoring total for the Hokies in an Atlantic Coast Conference road game.

- For just the ninth time since 1950, Tech held a team without a passing first down. All five of Duke's first downs in the game came on rushing plays. The fewest first downs by a Tech opponent since 1950 is four by Penn in 1955.

- Tight end **Jeff King** (r-Sr., Pulaski, Va.) caught a career-best five passes against the Blue Devils. His previous high was four catches versus Southern Cal last season.

**Final Statistics**

Virginia Tech	14	7	14	10	—	45
Duke	0	0	0	0	—	0

- VT (6:55 re 1st) - King 7 pass from Vick (Pace kick)
- VT (1:54 re 1st) - Minor 23 interception return (Pace kick)
- VT (9:15 re 2nd) - Morgan 37 pass from Vick (Pace kick)
- VT (11:52 re 3rd) - Clowney 35 pass from Vick (Pace kick)
- VT (1:34 re 3rd) - Bell 3 run (Pace kick)
- VT (8:13 re 4th) - FG Pace 31
- VT (4:57 re 4th) - Ore 4 run (Pace kick)

Team Stats	VT	D
First Downs	22	5
Rushes-yds.	44-180	35-13
Passing yds.	182	22
Return yds.	138	0
Passes	13-22-1	5-18-1
Punts-avg.	3-31.0	10-40.6
Fumbles-lost	4-0	2-0
Penalties-yds.	5-50	9-68
Time of poss.	30:10	29:50
Sack by	5-29	2-10

**Individual Leaders**

**Rushing** — VT, Imoh 8-66, Ore 10-51, Humes 9-39, Bell 6-15,

Gilchrist 1-14, Candelas 3-12, Holt 1-(-2), Team 2-(-3), Vick 4-(-12); D, Dukes 8-20, Dargan 6-4, Boyle 9-3, Ruff 1-1, Schneider 7-0, Team 1-(-5), Boyette 3-(-10).

**Passing** — VT, Vick 12-19-1-172, Holt 1-3-0-10; D, Schneider 4-14-0-14, Dukes 1-3-1-8, Sprague 0-1-0-0.

**Receiving** — VT, King 5-46, Clowney 3-62, Humes 2-9, Morgan 1-37, Royal 1-18, Hyman 1-10; D, Drummer 2-5, Elliott 1-8, Adams 1-7, Jones 1-2.

**Game 3: Defense Posts Another Shutout in Home Opener**

 <b>No. 4 Virginia Tech</b>	<b>45</b>
 <b>Ohio</b>	<b>0</b>

Lane Stadium/Worsham Field • Blacksburg, Va.  
Sept. 17, 2005 • Attendance: 65,115

**BLACKSBURG, Va.** — Virginia Tech's defense turned in another strong showing, serving up its second-straight shutout, as the Hokies opened their home schedule with a 45-0 victory against Ohio University at Lane Stadium/Worsham Field.

Linebackers James Anderson and Vince Hall led the Tech defense, which limited the visiting Bobcats to 189 total yards for the afternoon. Anderson posted a team-leading 10 tackles, including a quarterback sack and two total tackles for loss. He also forced a fumble that set up a Tech touchdown. Hall added eight tackles to help limit Ohio to 87 yards on the ground.

The defense bought some time for the Tech offense, which started off slow before scoring two touchdowns in each of the last three quarters. Senior tailback Cedric Humes rushed for a pair of TDs, including one on a 33-yard burst in the fourth quarter. Quarterback Marcus Vick passed for two touchdowns and ran for another, accounting for 238 yards of total offense. Redshirt freshman quarterback Cory Holt finished the game by directing the team on a season-long touchdown drive that covered 96 yards in eight plays.

Tech finished with a balanced attack that produced 257 yards through the air and 218 yards on the ground. Humes led the way rushing with 75 yards, while his running mate at tailback, Mike Imoh, added 46 yards and surpassed the 1,000-yard mark for career rushing.

**Game Notes**

- For the second-straight week, Tech posted a 45-0 victory. It marked the first time since 1932 that the Hokies had registered back-to-back shutouts by the identical score. That year, Tech defeated William & Mary and Kentucky in consecutive games by the score of 7-0. Tech won at Duke 45-0 prior to the Ohio game.

- The back-to-back shutouts are just the second under Coach Frank Beamer. Tech blanked Western Michigan and Rutgers on consecutive weeks in 2001.

- After giving up just 35 yards of total offense the week before to Duke, the Hokies limited Ohio to 189 yards. The combined 224 yards are the fewest allowed in a two-game span under head coach Frank Beamer and the fewest since 1955 when Tech held Penn and William & Mary to a combined 192 yards.

**Final Statistics**

Ohio	0	0	0	0	—	0
Virginia Tech	3	14	14	14	—	45

- VT (8:41 re 1st) - FG Pace 35
- VT (8:48 re 2nd) - Humes 1 run (Pace kick)
- VT (1:12 re 2nd) - King 28 pass from Vick (Pace kick)
- VT (8:50 re 3rd) - Allen 3 pass from Vick (Pace kick)
- VT (0:29 re 3rd) - Vick 4 run (Pace kick)
- VT (12:30 re 4th) - Humes 33 run (Pace kick)
- VT (5:32 re 4th) - Kinzer 38 pass from Holt (Pace kick)

Team Stats	OU	VT
First Downs	10	24
Rushes-yds.	32-87	53-218
Passing yds.	102	257
Return yds.	-1	72
Passes	10-23-2	14-19-0
Punts-avg.	7-42.6	4-41.5
Fumbles-lost	2-1	0-0
Penalties-yds.	2-20	3-20
Time of poss.	26:40	33:20
Sacks-by	3-22	3-12

**Individual Leaders**

**Rushing** — OU, Owens 7-34, Everson 10-31, McRae 6-16,

Abrams 2-8, Petruziello 2-4, Young 3-3, Sullivan 1-1, Mayle 1-(-10); VT, Humes 15-75, Imoh 13-46, Vick 13-38, Ore 6-34, Royal 2-14, Holt 1-7, Bell 3-4.

**Passing** — OU, Everson 9-18-2-96, Petruziello 1-5-0-6; VT, Vick 12-16-0-200, Holt 2-3-0-57.

**Receiving** — OU, Mayle 3-62, Cody 3-15, Sylvan 2-5, Riley 1-14, Logan 1-6; VT, King 3-55, Harper 3-31, Clowney 2-57, Kinzer 2-57, Morgan 1-33, Hyman 1-17, Humes 1-4, Allen 1-3.



**Game 4: Hokies Sting No. 15 Georgia Tech**

 <b>No. 15 Georgia Tech</b>	<b>7</b>
 <b>No. 4 Virginia Tech</b>	<b>51</b>

Lane Stadium/Worsham Field • Blacksburg, Va.  
Sept. 24, 2005 • Attendance: 65,115

**BLACKSBURG, Va.** — The No. 4-ranked Hokies scored three non-offensive touchdowns on the way to a stunning 51-7 victory over No. 15 Georgia Tech at Lane Stadium/Worsham Field.

One of the non-offense scores — a blocked field goal by tight end Jeff King that was picked up and returned for a TD by sophomore D.J. Parker — proved to be the key play of the game for the Hokies. After Virginia Tech took a 7-0 lead on a Marcus Vick pass to King, the Yellow Jackets marched to the Hokies' 18 before lining up for the field goal attempt.

Following the block, Virginia Tech jumped to a 24-0 halftime lead and then added 24 more points in the third quarter. The Hokies scored 17 points within a 44-second span during that third-quarter outburst.

Georgia Tech managed just six first downs and 217 yards of total offense.

**Game Notes**

- Virginia Tech's 51 points against No. 15 Georgia Tech were the second-most ever for the Hokies against a Top 25 team. Their highest scoring total came in a 62-0 decision over No. 16 Syracuse at Lane Stadium in 1999.
- Three Tech players — **D.J. Parker** (So., Hampton, Va.), **Xavier Adibi** (r-So., Hampton, Va.) and **Chris Ellis** (r-So., Hampton, Va.) — scored their first collegiate touchdowns during the game.
- The last time the Hokies scored three non-offensive touchdowns in a game was against Connecticut in 2003. Tech scored on an interception, a blocked punt and a kickoff return in that game.
- Georgia Tech's third-quarter touchdown was the first against the Hokies since NC State scored a TD on the opening drive of the opening game of the season.

**Final Statistics**

Georgia Tech	0	0	7	0	—	7
Virginia Tech	14	10	24	3	—	51

VT (8:58 re 1st)	- King 13 pass from Vick (Pace kick)				
VT (3:50 re 1st)	- Parker 78 blocked FG return (Pace kick)				
VT (9:55 re 2nd)	- FG Pace 40				
VT (2:40 re 2nd)	- Imoh 7 run (Pace kick)				
VT (11:52 re 3rd)	- Humes 4 run (Pace kick)				
GT (5:38 re 3rd)	- Johnson 11 pass from Ball (Bell kick)				
VT (2:13 re 3rd)	- FG Pace 29				
VT (1:55 re 3rd)	- Adibi 25 interception return (Pace kick)				
VT (1:29 re 3rd)	- Ellis 29 interception return (Pace kick)				
VT (10:18 re 4th)	- FG Pace 25				

Team Stats	GT	VT
First Downs	6	15
Rushes-yds.	25-74	44-97
Passing yds.	143	223
Return yds.	14	139
Passes	13-32-2	13-22-0
Punts-avg.	11-42.2	6-49.1
Fumbles-lost	1-1	2-0
Penalties-yds.	9-75	5-35
Time of poss.	29:05	30:55
Sacks by	3-17	2-11

Individual Leaders
<b>Rushing</b> — GT, Daniels 10-48, Choice 9-29, Grant 3-8, Ball 3-(-11); VT, Imoh 11-55, Humes 12-37, Bell 4-15, Ore 6-11, Vick 7-0, Team 2-(-4), Holt 1-(-4), Schmitt 1-(-13).
<b>Passing</b> — GT, Ball 11-27-2-143, Bennett 2-5-0-0; VT, Vick 13-18-0-223, Holt 0-4-0-0.
<b>Receiving</b> — GT, Johnson 5-123, Cox 3-6, Clark 3-4, Choice 1-6, Matthews 1-4; VT, Clowney 3-47, King 3-46, Hyman 2-52, Royal 2-44, Morgan 2-14, Harper 1-20.

**Game 5: Vick Near-Perfect in Tech's Big Road Win**

 <b>No. 3 Virginia Tech</b>	<b>34</b>
 <b>West Virginia</b>	<b>17</b>

Mountaineer Field at Milan Puskar Stadium • Morgantown, W.Va.  
Oct. 1, 2005 • Attendance: 60,193

**MORGANTOWN, W.Va.** — Marcus Vick passed for two touchdowns and ran for another as Virginia Tech won its final scheduled game against out-of-state rival West Virginia, 34-17, in a physical, hard-fought battle at Milan Puskar Stadium.

Vick put Tech ahead with a 10-yard touchdown run in the first quarter, and kept the Hokies there with TD passes to tight end Jeff King and flanker Eddie Royal in the second quarters. The Mountaineers kept the pressure on with a pair of touchdowns in the first half, but the Hokies controlled the ball, and the game, in the second half.

After giving up two touchdowns and 155 total yards in the first half, the Tech defense held the Mountaineers to three points, four first downs and a total of 98 offensive yards during the final two quarters. Tech's offense, meanwhile, controlled the clock for 20:35 of the final 30 minutes, capping the win with a 10-play, 80-yard drive that ended with a Cedric Humes touchdown run.

Tech took advantage of two costly WVU fumbles, turning both into touchdowns. Vick finished with 251 yards of total offense, including 74 yards on the ground, while place-kicker Brandon Pace added a pair of field goals.

**Game Notes**

- **Marcus Vick** (Newport News, Va.) completed 15 of 17 passes against the Mountaineers for an 88.2 completion percentage. His completion percentage was an all-time WVU opponent record. The previous high against WVU was 18-24 (75.0) by Steve Joachim of Temple in 1974.
- Tight end **Jeff King** (Pulaski, Va.) caught a touchdown pass for the fourth-straight game, becoming the first Tech player during the modern era (since 1950) to accomplish the feat in a single season. The last Tech player to catch a touchdown pass in four straight games over a two-season span was wide receiver André Davis, who caught scoring passes in the last three games of the 1999 season and the opening game of 2000. The last player with a longer streak is Sidney Snell who had TD catches in six consecutive games over two seasons in 1979-80.
- West Virginia became the first team to score more than one touchdown on the Hokies since North Carolina scored two on Nov. 6, 2004.

**Final Statistics**

Virginia Tech	10	14	3	7	—	34
West Virginia	0	14	3	0	—	17

VT (7:58 re 1st)	- Vick 10 run (Pace kick)				
VT (1:50 re 1st)	- FG Pace 35				
WV (11:20 re 2nd)	- Villagrana 2 pass from White (McAfee kick)				
VT (7:42 re 2nd)	- King 9 pass (Pace kick)				
WV (5:42 re 2nd)	- Jalloh 46 pass from White (McAfee kick)				
VT (2:16 re 2nd)	- Royal 15 pass from Vick (Pace kick)				
VT (9:31 re 3rd)	- FG Pace 41				
WV (3:33 re 3rd)	- FG McAfee 21				
VT (13:02 re 4th)	- Humes 4 run (Pace kick)				

Team Stats	VT	WV
First Downs	23	11
Rushes-yds.	53-214	34-150
Passing yds.	177	103
Return yds.	5	2
Passes	15-17-0	11-14-0
Punts-avg.	3-35.7	5-42.6
Fumbles-lost	2-0	3-2
Penalties-yds.	2-10	7-55
Time of poss.	37:21	22:39
Sacks by	3-12	2-5

Individual Leaders
<b>Rushing</b> — VT, Humes 22-79, Vick 12-74, Imoh 13-31, Royal

2-20, Ore 1-10, Bell 1-4, Team 1-(-4); WV, Slaton 11-90, White 11-44, Gwaltney 5-12, Williams 1-3, Schmitt 2-2, Colson 1-2, Bednarik 3-(-3).
<b>Passing</b> — VT, Vick 15-17-0-177; WV, White 9-11-0-85, Bednarik 2-3-0-18.
<b>Receiving</b> — VT, Royal 6-71, Clowney 3-47, King 2-29, Harper 2-18, Gilchrist 1-9, Imoh 1-3; WV, Reynaud 3-21, Slaton 2-12, Myles 2-10, Jalloh 1-46, Colson 1-11, Villagrana 1-2, Bruce 1-1.

**Game 6: Tech Overcomes Slow Start for 41-14 Win****Marshall****14****No. 3 Virginia Tech****41**Lane Stadium/Worsham Field • Blacksburg, Va.  
Oct. 8, 2005 • Attendance: 65,115

**BLACKSBURG, Va.** — Virginia Tech shook off a sluggish start and used a dominating third quarter to post a 41-14 Homecoming victory against Marshall University.

The third-ranked Hokies suffered a blow in the second quarter when starting tailback Cedric Humes suffered a broken right arm. With co-starter Mike Imoh sitting out with a sore ankle, Tech turned to redshirt freshman Branden Ore, whose 14-yard touchdown run at the 5:09 mark of the second quarter broke a 7-7 tie.

Ore and the Hokies wasted little time in taking control of the game in the second half, scoring 17 points in a span of two-and-a-half minutes during the third quarter. The key play came when defensive end Chris Ellis forced a fumble that was picked off in mid-air by linebacker Vince Hall and returned for a touchdown. Quarterback Marcus Vick added a touchdown pass and Brandon Pace kicked two field goals as Tech finished the quarter with a 34-7 advantage.

Ore, who rushed for 107 yards during the third quarter, finished the game with 146 yards rushing on 19 carries. Tech's defense, which gave up 131 yards rushing in the first half, held the Thundering Herd to just 33 yards on the ground in the second half, including minus-2 yards in the third period.

**Game Notes**

- Redshirt freshman **Branden Ore** (Chesapeake, Va.) rushed for a career-high 146 yards, becoming the first Tech player to rush for 100 yards or more in 2005. Ore's rushing total was the highest for a Tech freshman (true or redshirt) since Kevin Jones ran for 155 yards on 21 carries at Temple in 2001.

- Linebacker **Vince Hall** (r-So., Chesapeake, Va.) scored his first collegiate touchdown during the third quarter of the game when he grabbed a fumble and rambled 15 yards for a touchdown. He became the 66th different player to score a TD on defense or special teams during Coach Frank Beamer's tenure at Tech. It was the 22nd fumble returned for a touchdown under Beamer and the 63<sup>rd</sup> defensive TD.

- When Marshall intercepted a **Marcus Vick** (r-Jr., Newport News, Va.) pass during the second quarter, it marked just the second turnover of the season for Tech. Neither Tech turnover has resulted in points for the opposition.

**Final Statistics**

Marshall	0	7	0	7	—	14
Virginia Tech	7	7	20	7	—	41

VT (4:24 re 1st)	- Humes 11 run (Pace kick)
MU (13:36 re 2nd)	- Bradshaw 13 run (O'Connor kick)
VT (5:09 re 2nd)	- Ore 14 run (Pace kick)
VT (11:51 re 3rd)	- FG Pace 19
VT (11:01 re 3rd)	- Hall 15 fumble return (Pace kick)
VT (8:22 re 3rd)	- Clowney 48 pass from Vick (Pace kick)
VT (1:23 re 3rd)	- FG Pace 23
VT (13:07 re 4th)	- Bell 2 run (Pace kick)
MU (0:19 re 4th)	- Small 17 pass from Morris (O'Connor kick)

Team Stats	MU	VT	Individual Leaders
First downs	20	25	Rushing — MU, Bradshaw
Rushing yds.	44-164	42-233	22-99, Small 14-57, Morris 7-8,
Passing yds.	117	176	Jones 1-0; VT, Ore 19-146, Humes
Return yds.	0	34	10-58, Bell 5-25, Royal 1-3, Vick
Passes	14-28-1	12-18-1	6-3, Team 1-(-2).
Punts-avg.	7-41.4	2-52.0	Passing — MU, B. Morris 14-
Fumbles-lost	3-1	2-0	28-1-117; VT, Vick 11-16-1-163,
Penalties-yds.	7-36	2-10	Holt 1-2-0-13.
Time of poss.	33:54	26:06	Receiving — MU, Fitzgerald
Sacks by	2-15	3-24	6-67, Small 3-28, Bradshaw 2-5,
			Moore 1-6, M. Morris 1-6, Lauzon
			1-5; VT, Morgan 4-63, Royal 3-34,
			Clowney 2-56, Ore 1-13, King 1-6,
			Kinzer 1-4.

**Game 7: Tech Defense Picks Up the Slack in ACC Road Win****No. 3 Virginia Tech****28****Maryland****9**Byrd Stadium • College Park, Md.  
Oct. 20, 2005 • Attendance: 54,838

**COLLEGE PARK, Md.** — Virginia Tech overcame four turnovers and some uncharacteristic penalties to post a 28-9 Atlantic Coast Conference road victory against the University of Maryland.

Tech scored on just one of three first-half trips inside the red-zone during the Thursday night ESPN contest, but still managed a 7-3 advantage at the intermission.

In the second half, the Hokies' offense finally got on track, churning out 214 yards and three touchdowns on the ground.

While the offense was trying to find its rhythm, the Tech defense held the Terrapins to just three points through the first 57 minutes of the game.

The Hokies registered 12 quarterback hurries, four sacks and a pair of interceptions on the way to limiting the Terps to 254 total yards of offense.

Quarterback Marcus Vick was picked off three times during the game, but more than compensated for it by accounting for 344 yards of offense. Vick rushed for 133 yards and a touchdown, while adding 211 passing yards.

Tailback Mike Imoh contributed two touchdown runs in the second half.

**Game Notes**

- When Virginia Tech failed to score in the opening quarter against Maryland, it marked the first time the Hokies had not scored in a quarter this season. Tech scored points in 24-straight quarters to start the season.

- After committing a combined total of two turnovers during its first six games of the season, the Hokies turned the ball over four times at Maryland. When Maryland recovered a **Mike Imoh** (Sr., Fairfax, Va.) fumble at its own 6-yard line, it marked Tech's first lost fumble of the season.

- Tech posted season highs for rushing yards and total offense during the game. The Hokies rushed for 286 yards and finished with 497 total yards. Tech averaged seven yards per play on offense.

- The Hokies seven penalties and 71 penalty yards were both season highs for Tech.

**Final Statistics**

Virginia Tech	0	7	7	14	—	28
Maryland	0	3	0	6	—	9

VT (11:35 re 2nd)	- Vick 8 run (Pace kick)
MD (3:00 re 2nd)	- FG Ennis 38
VT (11:35 re 3rd)	- Imoh 2 run (Pace kick)
VT (10:45 re 4th)	- Imoh 10 run (Pace kick)
VT (6:47 re 4th)	- Ore 4 run (Pace kick)
MD (2:16 re 4th)	- Fenner 10 pass from Hollenbach (pass failed)

Team Stats	VT	MD	Individual Leaders
First downs	25	16	Rushing — VT, Vick 16-133,
Rushing yds.	48-286	33-96	Imoh 18-86, Ore 9-48, Bell 2-10,
Passing yds.	211	158	Royal 1-8, Morgan 1-3, Team
Return yds.	44	49	1-(-2); MD, Ball 15-75, Lattimore
Passes	14-23-3	14-30-2	8-17, Hollenbach 8-25, Merrills
Punts-avg.	2-43.0	5-43.6	1-0, Walker 1-(-1).
Fumbles-lost	2-1	1-0	Passing — VT, Vick 14-23-3-
Penalties-yds.	7-71	5-49	211; MD, Hollenbach 14-30-2-158.
Time of poss.	30:35	29:25	Receiving — VT, Clowney
Sacks by	4-28	1-8	3-76, Morgan 3-63, Royal 3-33,
			Imoh 3-21, King 1-11, Allen 1-7;
			MD Davis 4-48, Melendez 4-32,
			Fenner 3-63, Ball 2-9, Walker 1-6.

**Game 8: Hokies Roll to Win Over No. 13 Boston College**

 <b>No. 13 Boston College</b>	<b>10</b>
 <b>No. 3 Virginia Tech</b>	<b>30</b>

Lane Stadium/Worsham Field • Blacksburg, Va.  
Oct. 27, 2005 • Attendance: 65,115

**BLACKSBURG, Va.** — Virginia Tech won the battle in the trenches on both sides of the ball to hand No. 13 Boston College a 30-10 loss in a Thursday night ESPN battle in Blacksburg.

Tech's defense held the top ranked offense in the Atlantic Coast Conference to 183 total yards, including just 27 yards on the ground. Meanwhile, the Hokies' offense piled up 492 total yards, grinding our 222 of those yards rushing against a BC defense that had allowed just 77.7 yards per game on the ground for the season.

Boston College held the Hokies to a pair of field goals in the first quarter and took a 7-6 lead early in the second quarter. Tech responded with a pair touchdowns in the final seven minutes of the half to take control. A 15-yard TD run by receiver Eddie Royal put Tech on top for good, and quarterback Marcus Vick added a short touchdown pass to give the home team a 20-7 halftime lead.

Vick completed 22 of 28 passes for 280 yards and did not have an interception. He also added 52 yards rushing. Pace connected on 3 of 4 field goal tries.

End Darryl Tapp led an aggressive Tech defense, posting six tackles, two quarterback sacks, a forced fumble and a forced interception. Linebacker Vince Hall registered his second touchdown of the season when he picked off a pass and returned it 13 yards for Tech's last score.

**Game Notes**

- Tech's win against Boston College gave the Hokies just their fifth 8-0 start in school history. Three of the previous 8-0 starts have come under Coach Frank Beamer (1999, 2000 & 2002). The Hokies' first 8-0 start came in 1905.

- Tailback **Cedric Humes** (r-Sr., Virginia Beach, Va.) returned to the starting lineup just 19 days after breaking the ulna bone in his right forearm against Marshall.

- When Boston College scored in the second quarter to take a 7-6 lead, it marked the first time since Tech's opening game against NC State that the Hokies had trailed on the scoreboard. Tech trailed the Wolfpack 13-10 at the half, before tying the game in the third quarter, and eventually took the lead for good with a fourth-quarter touchdown.

- Receiver **Eddie Royal's** (So., Herndon, Va.) rushing touchdown on a reverse was the second rushing TD of his career. Royal also scored on a reverse against Western Michigan in 2004.

**Final Statistics**

Boston College	0	7	3	0	—	10
Virginia Tech	6	14	0	10	—	30

VT (9:25 re 1st)	- FG Pace 26
VT (3:24 re 1st)	- FG Pace 32
BC (11:37 re 2nd)	- Blackmon 29 pass from Porter (Troost kick)
VT (6:51 re 2nd)	- Royal 15 run (Pace kick)
VT (0:33 re 2nd)	- Morgan 3 pass from Vick (Pace kick)
BC (11:14 re 3rd)	- FG Troost 26
VT (13:30 re 4th)	- FG Pace 31
VT (3:16 re 4th)	- Hall 13 interception return (Pace kick)

Team Stats	BC	VT
First downs	10	26
Rushing yds.	21-27	53-212
Passing yds.	156	280
Return yds.	18	119
Passes	15-30-2	22-28-0
Punts-avg.	7-45.4	4-38.5
Fumbles-lost	1-0	2-1
Penalties-yds.	4-20	6-46
Time of poss.	20:55	39:05
Sacks by	1-8	3-18

**Individual Leaders**  
Rushing — BC, Callender 8-29, Whitworth 8-9, Porter

5-(-11); VT, Imoh 16-60, Vick 13-52, Humes 13-40, Ore 6-30, Royal 3-25, Bell 2-5.  
Passing — BC, Porter 13-24-1-139, Ryan 2-6-1-17; VT, Vick 22-28-0-280.  
Receiving — BC, Blackmon 4-52, Miller 3-31, Lester 3-25, Whitworth 2-39, Callender 2-10, Marten 1-(-1); VT, Hyman 5-58, Clowney 3-58, Kinzer 3-20, Harper 2-53, Royal 2-27, King 2-24, Morgan 2-21, Imoh 1-12, Humes 1-7.

**Game 9: Hurricanes Dismantle Tech's Title Hopes**

 <b>No. 5 Miami</b>	<b>27</b>
 <b>No. 3 Virginia Tech</b>	<b>7</b>

Lane Stadium/Worsham Field • Blacksburg, Va.  
Nov. 5, 2005 • Attendance: 65,115

**BLACKSBURG** — No. 5 Miami blew by Virginia Tech, 27-7, handing the third-ranked Hokies their worst home loss in 13 seasons and knocking them from the ranks of the unbeaten.

The Hurricanes' top-ranked defense swamped Tech, forcing a season-high six turnovers and holding the Hokies to a season-low of 167 total yards offense. Miami forced four fumbles and intercepted a pair of passes, leading to 17 points. One of the fumbles was recovered in Tech's end zone for a touchdown.

Miami's offense produced 152 yards rushing and 152 yards passing during the contest. Over half of those yards came on two time-eating drives — a 17-play, 82-yard touchdown drive that helped produce a 10-0 halftime lead and a 12-play, 73-yard drive that resulted in a third-quarter field goal.

Between turnovers and UM's defense, Tech never got on track offensively. The Hokies compiled just 53 yards in the first half.

The Hokies' only trip into the red zone resulted in a 2-yard touchdown run by quarterback Marcus Vick in the fourth quarter. Vick, however, completed just 8 of 22 passes and was pressured into all six turnovers.

**Game Notes**

- Miami's 20-point win was the biggest winning margin for a visiting team at Lane Stadium/Worsham Field since 1992, when the Hurricanes handed Tech a 43-23 loss. The 'Canes were ranked No. 1 in the nation at the time.

- Tech's loss to Miami snapped a 16-game winning streak in regular season games. The streak dated back to a 17-16 loss to NC State in Blacksburg last season. The Hokies lost in the postseason last year, dropping a 16-13 decision to No. 3 Auburn in the Sugar Bowl.

- Tech's six turnovers were the most for the Hokies since committing six at Boston College in 1998. Prior to turning the ball over six times against the Canes, Tech had committed a combined total of seven turnovers during its first eight games of the season.

- The game marked just the fourth time in its last 131 outings that Virginia Tech has been held to less than 10 points.

**Final Statistics**

Miami	3	7	17	0	—	27
Virginia Tech	0	0	0	7	—	7

UM (8:40 re 1st)	- FG Peattie 27
UM (9:49 re 2nd)	- Jones 1 run (Peattie kick)
UM (10:56 re 3rd)	- FG Peattie 23
UM (3:22 re 3rd)	- Jenkins 9 pass from Wright (Peattie kick)
UM (1:43 re 3rd)	- Brown fumble recovery in end zone (Peattie kick)
VT (8:06 re 4th)	- Vick 2 run (Pace kick)

Team Stats	UM	VT
First Downs	17	13
Rushes-yds.	43-152	34-77
Passing yds.	152	90
Return yds.	21	28
Passes	15-25-1	8-22-2
Punts-avg.	4-45.2	4-36.5
Fumbles-lost	0-0	5-4
Penalties-yds.	10-84	8-56
Time of poss.	34:03	25:57
Sacks by	4-28	1-2

**Individual Leaders**  
**Rushing** — UM, Jones 24-97, Hill 6-32, T. Moss 6-26, Thomas 6-0, Team 1-(-1), Wright 1-(-2); VT, Ore 4-35, Humes 7-20, Imoh 6-15, Vick 17-7.  
**Passing** — UM, Wright 13-22-1-146, Freeman 2-3-0-6; VT, Vick 8-22-2-90.  
**Receiving** — UM, Hill 4-35, S. Moss 4-27, Jenkins 3-33, Olsen 2-23, Moore 1-20, Leggett 1-14; VT, Harper 2-31, Ore 2-7, Clowney 1-22, Morgan 1-18, King 1-6, Kinzer 1-6.

**Game 10: Hokies Rout 'Hoos For State Bragging Rights**

 <b>No. 7 Virginia Tech</b>	<b>52</b>
 <b>Virginia</b>	<b>14</b>

**Harrison Field at Scott Stadium • Charlottesville, Va.**  
**Nov. 19, 2005 • Attendance: 63,344**

**CHARLOTTESVILLE, Va.** — Virginia Tech rebounded from its disappointing loss to Miami by posting a lop-sided 52-14 victory against state-rival Virginia at a sold-out Harrison Field at Scott Stadium.

The Hokies' 52 points were the most points scored by either team in the series, which dates back to 1895.

The Hokies established control of the game early, scoring 24 unanswered points in the first half.

Tech added four rushing touchdowns in the third quarter, while pounding out 333 total yards on the ground.

Tailbacks Cedric Humes and Branden Ore combined for 228 of those rushing yards and five touchdowns, while quarterback Marcus Vick passed for a pair of TDs. Even George Bell got into the action, posting 74 yards on the ground.

Tech's defense limit Virginia to 114 yards rushing and 254 yards overall.

End Darryl Tapp posted a pair of sacks and rover Aaron Rouse picked off two passes to lead the effort.

**Game Notes**

- The Virginia game marked the first time since 2002 that the Hokies had two 100-yard rushers in a game. **Branden Ore** (r-Fr., Chesapeake, Va.) ran for 115 yards on 15 carries against the Cavaliers, while senior starter **Cedric Humes** (Virginia Beach, Va.) added 113 yards on 17 attempts. It marked the 28th time since 1962 that a pair of Tech backs had accomplished the feat and the fourth time it was done against Virginia. The last two Tech backs to rush for 100 yards or more in the same game were Lee Suggs (197) and Kevin Jones (132) against Rutgers in '02.

- Tech's 333 yards rushing against Virginia were the most for the Hokies since picking up 337 yards on the ground in a 51-7 win over Syracuse at Lane Stadium/Worsham Field in 2003. The last time Tech had more rushing yards in a road game was in 2002 when the Hokies gained 334 yards at Boston College on the way to a 28-23 win.

**Final Statistics**

Virginia Tech	7	17	28	0	—	52
Virginia	0	0	7	7	—	14

- VT (5:55 re 1st) - Morgan 8 pass from Vick (Pace kick)
- VT (11:31 re 2nd) - FG Pace 32
- VT (7:20 re 2nd) - Humes 1 run (Pace kick)
- VT (1:24 re 2nd) - Royal 24 pass from Vick (Pace kick)
- UVa (11:44 re 3rd) - Lundy 9 run (Hughes kick)
- VT (8:16 re 3rd) - Humes 9 run (Pace kick)
- VT (4:51 re 3rd) - Ore 7 run (Pace kick)
- VT (2:31 re 3rd) - Humes 3 run (Pace kick)
- VT (0:00 re 3rd) - Ore 31 run (Pace kick)
- UVa (8:29 re 4th) - Lundy 11 run (Hughes kick)

Team Stats	VT	UVa	Individual Leaders
First downs	26	17	<b>Rushing</b> — VT, Ore 15-115,
Rushes-yds.	55-339	30-130	Humes 13-113, Bell 12-74, Vick
Passing yds.	170	140	9-32, Hyman 1-1, Team 1-(-2);
Return yds.	49	-5	UVa, Lundy 15-67, Snelling 6-28,
Passes	15-21-1	17-30-2	Hagans 9-19.
Punts-avg.	2-40.0	4-44.0	<b>Passing</b> — VT, Vick 15-21-1-
Fumbles-lost	1-0	1-1	170; UVa, Hagans 17-30-2-140.
Penalties-yds.	4-49	1-7	<b>Receiving</b> — VT, Morgan 5-56,
Time of poss.	38:23	21:37	Royal 3-47, Clowney 3-42, Trott
Sacks by	3-10	0-0	2-10, Ore 1-10, Humes 1-5; UVa,
			Byers 5-54, Snelling 4-26, Mines
			3-40, Lundy 3-10, Williams 2-10.

**Game 11: Hokies Clinch Coastal Crown With Win**

 <b>North Carolina</b>	<b>3</b>
 <b>No. 5 Virginia Tech</b>	<b>30</b>

**Lane Stadium/Worsham Field • Blacksburg, Va.**  
**Nov. 26, 2005 • Attendance: 65,115**

**BLACKSBURG** — Stingy defense and a grinding second-half ground game powered Virginia Tech to a 30-3 home victory and a spot in the first ACC Football Championship game.

The Hokies led by a slim 6-3 margin at halftime before taking control to win the ACC's Coastal Division crown. Tech's defense was outstanding the entire game, limiting the Tar Heels to 196 total yards, including just 36 on the ground. Defensive end Darryl Tapp posted two sacks, seven quarterback hurries and broke up two passes as Tech held UNC to just 60 yards over the final two quarters.

Tech benefited from an interception, a pair of blocked kicks and a goal-line stand that saw the Hokies hold North Carolina out of the end zone on four plays after the Tar Heels got a first-and-goal at the Hokies' 2-yard line.

Offensively, Tech turned to its running game in the second half when 31 of its 33 plays came on the ground. Senior Cedric Humes (134 yds.) and redshirt freshman Branden Ore (104) combined for 238 of Tech's 277 rushing yards as Tech 21 third-quarter points to ensure the victory.

**Game Notes**

- Tailback **Cedric Humes** (r-Sr., Virginia Beach, Va.) rushed for a career-high 134 yards during the game. Humes' previous best was 120 yards against Florida A&M in 2004.

- For the second straight game, Tech had two players rush for 100 yards or more in the same game. Humes and **Branden Ore** (r-Fr., Chesapeake, Va.) ran for 134 and 104 yards, respectively, against the Tar Heels. A week earlier, Ore accounted for 115 yards and Humes 113 yards during a win at Virginia. The last time Tech had two backs rush for over 100 yards in back-to-back games was in 2002 when Lee Suggs and Kevin Jones accomplished the feat in consecutive games against Boston College and Rutgers.

- The game marked the final home game for 19 Virginia Tech seniors including 11 starters.

**Final Statistics**

North Carolina	0	3	0	0	—	3
Virginia Tech	0	6	21	3	—	30

- VT (10:30 re 2nd) - King 1 pass from Vick (Pace kick failed)
- UNC (0:01 re 2nd) - FG Barth 25
- VT (9:42 re 3rd) - Humes 1 run (Pace kick)
- VT (4:57 re 3rd) - Ore 4 run (Pace kick)
- VT (1:35 re 3rd) - Humes 3 run (Pace kick)
- VT (10:49 re 4th) - FG Pace 44

Team Stats	UNC	VT	Individual Leaders
First Downs	11	22	<b>Rushing</b> — UNC, McGill 12-34,
Rushes-yds.	22-36	53-277	Warren 3-5, Baker 7-(-3); VT,
Passing yds.	160	61	Humes 20-133, Ore 17-104, Bell
Return yds.	45	12	7-40, Vick 7-1, Team 2-(-2).
Passes	15-41-1	8-15-1	<b>Passing</b> — UNC, Baker 15-41-
Punts-avg.	7-34.6	3-50.3	1-160; VT, Vick 8-15-1-61.
Fumbles-lost	0-0	1-1	<b>Receiving</b> — UNC, Holley 4-49,
Penalties-yds.	8-69	9-74	Pollock 4-26, Mitchell 2-28, McGill
Time of poss.	28:43	31:17	2-18, Mason 2-16, Hamlett 1-23;
Sacks by	3-22	3-22	VT, Clowney 2-18, Hyman 2-16,
			Morgan 1-11, Harper 1-9, Ore 1-6,
			King 1-1.

**ALL EYES ON VICK**

- The past of quarterback **Marcus Vick** (r-Jr., Newport News, Va.) is well documented and there's no doubt all eyes have been on Vick this year. Coaches and fans are happy that all eyes have been on him for being the leader of Tech's offense.

- After sitting out last season while being suspended from all university activities, Vick re-enrolled in January of 2005 and entered spring practice as the No. 3 man on the depth chart. He didn't stay there long and by the end of spring ball, he was elevated to the starting position.

- For all the hype and accolades Vick is receiving, he still has started only 11 collegiate games. He saw action as the quarterback in 2003, and even caught a touchdown pass as a receiver in the Insight Bowl against Cal, but this will be just his 12th collegiate start at quarterback.

- He has thrown for 1,855 yards and 14 touchdowns on the season, with nine interceptions. He also has rushed for four scores, giving him scores throwing, running and receiving in his career.

- He earned ACC Co-Offensive Back of the Week honors for his play at West Virginia. He ran for a career-high 133 yards and a score at Maryland and passed for a career-high 280 yards against No. 13 Boston College.

- Vick was named Monday the ACC's first-team all-conference quarterback, marking the second year in a row a Tech quarterback (Bryan Randall, 2004) has won the honor.

**FINDING IMOH**

- The speedy and diminutive **Mike Imoh** (Sr., Fairfax, Va.), at 5-foot-7, presents problems for the opposition with his height and size, as he can hide behind the bigger offensive linemen, making it hard to find him.

- Last season at UNC, he set a new single-game Virginia Tech rushing record with 243 yards on 32 carries, breaking

**Who's Up? Who's Down?**

**ON THE FIELD**

Frank Beamer	head coach
Bud Foster	defensive coordinator/ILBs
Billy Hite	asst. head coach/RBs
Danny Pearman	tight ends/OTs
Kevin Rogers	quarterbacks
Charley Wiles	defensive line

**IN THE BOOTH**

Tony Ball	wide receivers
Jim Cavanaugh	rovers/whips
Bryan Stinespring	offensive coord./OL
Lorenzo Ward	defensive backs

Kevin Jones' mark of 241 set at Pittsburgh in 2003.

- He has rushed for 415 yards and four scores this year. He has missed three games this year with ankle injuries — Marshall, Virginia, North Carolina — but hopes to be back full speed this week.

**HUUUUUUUUUUUUUMES**

- **Cedric Humes** (r-Sr., Virginia Beach, Va.) is the co-No. 1 at tailback with Imoh and the two have split a majority of the carries this year.

- He suffered a fractured right ulna against Marshall and had surgery the next day. He returned 19 days later and started against Boston College.

- This year, he has rushed for 632 yards and 10 scores, including a career-high 134 yards last week against North Carolina. He has posted consecutive 100-yard games, rushing for 113 at Virginia two weeks ago.

**THE YOUNG STALLIONS**

- **Branden Ore** (Chesapeake, Va.) and **George Bell** (Fayetteville, N.C.) are both

**A LONG ROAD BACK**

- The road back from a devastating knee injury during the fall of 2002 has been arduous — to say the least — for tailback **George Bell**. One of the nation's premier high school running backs, Bell tore the MCL, ACL, and PCL in his left knee three games into his junior season. This wasn't just a tear. These were knee ligaments that were shredded. Still, Bell was a big name on the national recruiting boards.

- Even though he played in just three games during his senior year in high school, he was one of the most highly recruited backs in the country, picking Virginia Tech over Michigan, North Carolina, NC State and others. He enrolled at Tech in January of 2004, went through spring practice and redshirted last fall.

- ACL reconstruction surgery, such as the one Bell had, uses a graft to replace the ligament in the knee. The most common grafts used in surgeries such as this are called autografts. This technique uses part of your own body, such as the tendon of the kneecap (patellar tendon) or one of the hamstring tendons to reconstruct the ACL.

- In Bell's case, the ACL was repaired using allograft tissue, which is donor material. For Bell, an ACL from a cadaver was implanted in Bell's left knee along with a dissolvable screw.

*written by Bill Roth*

**Pronunciation Guide**

XAVIER ADIBI.....ZAY-vee-ur uh-DEE-bee  
 Mason BAGGETT ..... BAG-it  
 Noland BURCHETTE.....bur-CHET  
 John CANDELAS ..... can-DELL-us  
 JAHRE Cheeseman.....jah-REE  
 Jared DEVELLI .....duh-VELL-eee  
 Jud DUNLEVY ..... DUN-lee-vee  
 Rashad FEREBEE..... FUR-uh-bee  
 HIVERA Green.....Hah-vee-air (Javier)  
 Omar HASHISH ..... Hah-SHEESH  
 Mike IMOH ..... EEE-moh  
 ELAN Lewis ..... EE-lin  
 ORION Martin .....Oh-RYE-in (O'Ryan"  
 Aaron ROUSE..... rhymes with house  
 Tim SANDIDGE..... SAN-didge

anxious to get on the field as much as they can after sitting out the 2004 campaign.

- Ore has rushed for 584 yards and six TDs on 93 carries, including 146 yards against Marshall and 115 yards and two scores against Virginia, earning him ACC Rookie of the Week honors. After last week's 104-yard effort against UNC, he has now rushed for over 100 yards in two consecutive games and three times this year.

- Humes and Ore both have rushed for over 100 yards in each of the last two games, marking the first time that's happened at Tech since Lee Suggs and Kevin Jones did it against Boston College and Rutgers in 2002.

- Bell has rushed for 192 yards on 42 carries with two scores.

- Tech's top four tailbacks — Humes, Imoh, Ore and Bell — have combined to rush for 1,823 yards and 22 TDs this season.

**ALL-ACC HONOREES**

**Coach of the Year**

- Announced Tuesday

**Rookie of the Year**

- Announced Tuesday

**Offensive Player of the Year**

- Announced Wednesday

**Defensive Player of the Year**

- Announced Wednesday

**Player of the Year**

- Announced Wednesday

**All-ACC First Team from VT**

- Will Montgomery, C
- Jason Murphy, OG
- Darryl Tapp, DL
- Marcus Vick, QB
- Jimmy Williams, DB

**All-ACC Second Team from VT**

- Vince Hall, LB
- Jeff King, TE
- Jonathan Lewis, DL
- Jimmy Martin, OT

**All-ACC Honorable Mention from VT**

- Brandon Pace, PK

**ROYAL FLUSH**

- No true freshman made a bigger impact on Tech's dream season last year than **Eddie Royal** (Herndon, Va.). Now a sophomore, he leads a young, but very talented group of receivers.
- Last year, Royal caught 28 passes for 480 yards and three scores. His 80-yard catch and score at Georgia Tech sparked a big comeback and he caught the game-winning touchdown to secure Tech's 16-10 win over Miami to clinch the ACC title. He also averaged 11 yards per punt return, returning 25 punts, and 25.8 yards on 12 kickoff returns.

- Royal is the youngest of a talented group of seven children. His brother, Chris, is a senior defensive back at Marshall and was among the nation's leaders in interceptions last year with six. His sister, Christina, is the Regimental Commanding Officer (RCO) for the Virginia Tech Corps of Cadets. The Air Force cadet is a cadet colonel, and that's the highest rank a cadet can have. In the history of the VTCC, Christina is the fourth female to achieve this rank and position, and the first African American female to do so.

- Royal, at 5-10, 171 pounds, bench pressed 380 pounds in the offseason to shatter the record for Tech receivers (365 pounds), which he set last year. "That's probably the best bench press, pound for pound when you look at the size of the individual, since I've been here," said Hokies' strength and conditioning coach Mike Gentry. "And this is my 19th season."

- At West Virginia, he caught six passes for 71 yards and a score. He has 21 catches for 271 yards and two touchdowns this year. He also has a rushing touchdown.

**THE SPEEDSTER**

- **David Clowney** (Jr., Delray Beach, Fla.) is the most experienced of the group and is making the most of his time on the field, earning starts the past nine games.

- Clowney has spent time on Tech's track team as a sprinter and clocked a 4.33 40-yard dash in spring testing.

- Clowney made a sliding catch in the end zone at NC State and caught a 35-yard scoring pass at Duke. For the season, he has 28 catches for 515 yards and three scores.

**THE OLD MAN**

- He may only be a redshirt sophomore, but **Josh Hyman** (Chesapeake, Va.) is constantly kidded by his younger receiving mates for being the old man of the group. The 22-year-old set a new freshman record a year ago with five touchdown grabs.

**Tech Among Nation's Best in Return TDs**

- The Hokies have scored six touchdowns this season via returns (4 INT, 1 fumble, 1 blocked FG). Since 1999, Tech has 51 return touchdowns, six behind Miami.

School	1999	2000	2001	2002	2003	2004	2005	Bowls	Total
Miami	3	13	11	6	10	8	3	3	57
Virginia Tech	8	6	7	7	10	6	6	1	51
Kansas State	9	5	2	12	5	5	5	0	43
Nebraska	6	7	5	6	4	4	4	3	39
Fresno State	5	5	3	5	4	6	6	2	36
NC State	3	2	4	9	10	5	2	1	36
Colorado	5	4	7	7	1	6	1	4	35
Texas Tech	3	7	8	5	3	2	3	1	32
East Carolina	7	5	4	5	4	3	0	3	31
Notre Dame	4	6	4	9	1	1	5	0	30
Texas Christian	5	3	4	6	2	1	3	1	25

**A Tradition of Non-Offensive Scoring**

Tech scored 11 touchdowns via non-offensive means, scoring 77 points through non-offensive means in 2003, tops in the nation, just ahead of NC State and Miami's 10. Tech was second last year with six and currently is tied for the national lead with six.

- After graduating Deep Creek High in 2002, Hyman went to Fork Union Military Academy for a semester, before enrolling at Tech in the Spring of 2003. He then redshirted in 2003 before making his debut as a 21-year-old freshman last year.

- Hyman has 11 catches on the season, five coming against Boston College, for 153 yards.

**PICK ONE OUT OF THE HAT**

- There are three other receivers who are seeing significant playing time.

- **Josh Morgan** (So., Washington, D.C.) finished last season on a high note, catching three passes for a Tech bowl record 126 yards — including an 80-yarder — and two scores vs. Auburn. He has 21 catches for 343 yards and three TDs this year.

- **Justin Harper** (So., Catawba, N.C.) caught five passes for 84 yards and a score in 11 games last year. He already has 13 catches this year for 198 yards.

- **Jeremy Gilchrist** (r-Fr., Virginia Beach, Va.) always seems to be open and has perhaps the best sets of hands of any of Tech's top six receivers.

- Each of the top six ran 4.5 or faster 40-yard dashes in spring max testing.

**USING THE TIGHT ENDS**

- **Jeff King** (r-Sr., Pulaski, Va.) had a scoring reception in four consecutive games earlier this year, marking the first time in the modern era (since 1950) a Tech receiver has done that in one season.

- For his career, the 2005 second-team All-ACC selection has 11 touchdown catches, setting a new school record for career TD receptions by a tight end.

- He spent part of the winter playing with the Tech basketball team. He saw action in 16 games, averaging 6.1 minutes, 1.1 points and 1.6 rebounds per game. He had eight rebounds and six points at Duke.

- This year, he has 20 receptions, including a career-high five at Duke, for 230 yards and five scores.

- **John Kinzer** (r-So., Fairfax, Va.) makes the move from fullback to tight end this year and will serve as the No. 2 man. He caught a 38-yard TD against Ohio.

- Senior **Jordan Trott** (Torrance, Calif.) moved from defensive end to tight end in preseason and caught two passes against Virginia.

- Of the last 141 passes caught by Tech tight ends, 102, including 16 of 29 this year, have resulted in first downs.

**The Fall Max Testing Leaders (does not include incoming freshman)**

	Bench	Squat	Clean	Jerk	Vertical
<b>OL</b>	<b>B. Frye (480)</b>	<b>B. Frye (700)</b>	<b>N. Marshman (360)</b>	<b>W. Montgomery (410)</b>	B. Frye (33")
<b>TEs</b>	J. King (400)	J. King (530)	J. Kinzer (341)	J. Kinzer (360)	J. Kinzer (35")
<b>RBs</b>	J. Allen (415)	D. Perez (550)	<b>J. Allen (360)</b>	J. Allen/D. Perez (341)	B. Ore (35")
<b>WRs</b>	E. Royal (380)	J. Morgan (515)	J. Morgan (300)	J. Hyman (285)	J. Morgan (39")
<b>QBs</b>	S. Glennon (340)	M. Vick/C. Holt (450)	S. Glennon (305)	M. Vick (275)	M. Vick (36")
<b>DTs</b>	C. Burnett/C. Powell (410)	T. Sandidge (600)	K. Robertson (331)	3 with (341)	C. Burnett (32")
<b>DEs</b>	D. Tapp (410)	D. Tapp (600)	N. Burchette (341)	D. Tapp (370)	C. Ellis (35.5")
<b>ILBs</b>	S. Lloyd (380)	S. Lloyd/P. Sturdivant (530)	Br. Warren (326)	S. Lloyd (321)	P. Sturdivant (35")
<b>Whips</b>	J. Anderson/C. Gordon (380)	J. Anderson (555)	J. Anderson (320)	J. Anderson (370)	<b>J. Anderson (39.5")</b>
<b>DBs</b>	5 with (320)	A. Rouse (500)	J. Patten (314)	B. Hill (304)	K. Hicks (37")
<b>Spec.</b>	N. Schmitt (370)	N. Schmitt (530)	<b>N. Schmitt (360)</b>	N. Schmitt (370)	J. Dunlevy (30")

bold indicates team high

**THE BRUISERS**

- Some of the biggest question marks on Tech's offense come in positions occupied by the toughest players — fullback and offensive line.

- Tech returns only one player at fullback with any collegiate experience in **Jesse Allen** (r-Jr., Monson, Mass.), who is a former walk-on who earned a scholarship this past offseason.

- Up front, three starters returned and several others have stepped up and filled holes, including one who made a big position switch.

**THE BIG MEN UP FRONT**

- An ongoing experiment is underway to find the best five players to put on the offensive line.

- First-team All-ACC center **Will Montgomery** (r-Sr., Clifton, Va.) is considered the top lineman on the team and can play at either center or left guard. Last year, he started all 13 games at center after starting 10 games at guard in 2003.

- He has earned ACC Offensive Lineman of the Week honors twice this year, after the Duke and Virginia games.

- He has played 675 offensive snaps this year, grading out at 90 percent with 40 knockdowns.

- Montgomery started at left guard against Georgia Tech while **Danny McGrath** (r-Jr., Herndon, Va.) made his first start at center, playing 51 snaps. McGrath has

started six games at center this year, and graded out at 90 percent at Maryland.

- At right guard, **Jason Murphy** (r-Sr., Baltimore, Md.) was named first-team All-ACC and has started 18 straight games. The former defensive lineman played 405 snaps on offense with 28 knockdowns in the 2004 regular season. He has played 677 snaps with 37 knockdowns thus far.

- At left guard, Montgomery has started six games, but **Reggie Butler** (Sr., Keswick, Va.), has started four games this year. **Brandon Gore** (r-Jr., Warrenton, Va.) also serves as a backup.

- The left tackle spot is in good hands as three-year starter and second-team All-ACC selection **Jimmy Martin** (Sr., Fairfax, Va.) has started 44 straight games, the longest active streak on the team.

- An honorable mention All-ACC selection as an offensive tackle last year, he graded out at 86 percent in the 2004 regular season. He led the line with a 92 percent gradeout at NC State. He has played 634 snaps this year, grading out at 89 percent with 24 knockdowns.

- He is backed up by **Brandon Frye** (r-Jr., Myrtle Beach, S.C.), who serves as the back-up at both tackle positions.

- The right tackle spot is another spot in question as **Duane Brown** (r-So., Richmond, Va.) made the move from the No. 2 man at tight end to right tackle in the second week of preseason. At 6-5, 278 pounds, Brown has the size to make the move, but needs to gain experience as he hasn't played tackle since his freshman year of high school.

- This year, he has played 673 snaps with 21 knockdown blocks, grading out at 82 percent.

**ALL WORK, NO GLORY**

- Tech's fullbacks won't see a lot of carries this year, but can always be counted on for top effort and solid blocking.

- Leading the way is Allen, who started two games last year, including the Sugar Bowl game against Auburn. He caught three passes for 24 yards and a TD last year.

- Allen earned a scholarship this past offseason, in part, for his extraordinary effort in the weight room. In spring testing, he set a new team record with a 395-pound power clean, and also recorded a 560-pound back squat, a 430-pound bench and a 360-pound push jerk.

- He caught a 3-yard touchdown pass in the win over Ohio and had a big 7-yard reception at Maryland that kept a drive alive that eventually resulted in a 99-yard touchdown march.

**Hokie Trends**

	2005	Beamer
August	0-0	4-1
September	4-0	50-20-1
October	4-0	48-22-1
November	2-1	37-26
December	0-0	5-5
January	0-0	1-4

**VT's Conference (Big East/ACC) Record**

at home	3-1	38-11
on the road	4-0	35-17
neutral	0-0	1-0

**VT's Non-Conference Record**

at home	2-0	49-16-1
on the road	1-0	17-25-1
neutral	0-0	5-9

**VT's Record When Ranked by AP**

at home	5-1	52-11
on the road	5-0	37-14
neutral	0-0	5-5

**VT vs. Ranked Opponents (AP)**

at home	2-1	16-11-1
on the road	0-0	7-16
neutral	0-0	3-7

**VT's Record in Games ...**

decided by 4-7 pts.	1-0	27-30-2
decided by 3 or less pts.	0-0	11-16-2
In domed stadiums	0-0	5-12
On television	10-1	94-43

**VT's Record When Scoring ...**

less than 20 points	0-1	11-44-2
20-24 points	1-0	20-18
25+ points	9-0	114-16

**VT's Record When Allowing ...**

less than 14 points	7-0	81-5-1
14-24 points	3-0	54-20-1
25+ points	0-1	10-53

**VT's Record When ...**

Leading after the 1stQ	8-0	98-30
Leading at the half	9-0	119-21
Leading after the 3rdQ	9-0	134-14-1
Trailing after the 1stQ	0-1	23-35-2
Trailing at the half	1-1	15-52
Trailing after the 3rdQ	0-1	7-59
Tied after the 1stQ	2-0	24-13
Tied at the half	0-0	10-5-2
Tied after the 3rdQ	1-0	4-5-1
Playing an OT game	0-0	2-1
Scoring first	9-0	108-29-1
Opponent scores first	1-1	37-49-1
Outrushing opponent	9-0	128-27-2
Being outrushed	1-1	16-51
Rushing total is even	0-0	1-0
Blocking a kick	2-0	49-13
Scoring a def/ST TD	4-0	54-8

**HONORS AND AWARDS**

- James Anderson** • Wuerffel Trophy finalist
- Vince Hall** • ACC DLineman of the Week - Oct. 10 & Oct. 24
- Jeff King** • ACC OLineman of the Week - Sept. 26
- Roland Minor** • ACC DBack of the Week - Sept. 12
- Will Montgomery** • ACC OLineman of the Week - Sept. 12 & Nov. 21
- Brandon Ore** • ACC Rookie of the Week - Nov. 21
- Brandon Pace** • Was a Groza Award Semifinalist
- Aaron Rouse** • ACC DBack of the Week - Sept. 12
- Nic Schmitt** • Was a Ray Guy Award Semifinalist
- Darryl Tapp** • Hendricks finalist; Lott semifinalist; ACC DLineman of the Week - Nov. 21
- Marcus Vick** • Was an O'Brien Semifinalist; ACC Co-OBack of the Week - Oct. 1
- Jimmy Williams** • Nagurski Finalist, Thorpe Finalist

**VT's RECORD WHEN**

Winning the coin toss	6-0
Losing the coin toss	4-1
Having ball first in the 1stH	4-1
Having ball first in the 2ndH	6-0
Kicking off to start the game	6-0
Receiving to start the game	4-1





## THE NUMBERS GAME

**2002 ...** Tech and Florida State met at Alltel Stadium for the Gator Bowl.

**1975 ...** the last year Virginia Tech defeated Florida State in football.

**580 ...** combined rushing yards from Tech's tailback position during the Hokies' last two games.

**383 ...** Tech's point total for the season currently ranks seventh-best in school history.

**380 ...** bench press by 171-pound receiver Eddie Royal.

**204.6 ...** rushing yards per game by the Hokies currently leads the Atlantic Coast Conference.

**144 ...** first downs allowed by the Hokies' defense are the fewest by an ACC team.

**137/117 ...** points scored by Virginia Tech in the third quarter of play compared to opponents' combined scoring total for all quarters this season.

**116 ...** pass interceptions by the Hokies since the beginning of the 2000 season.

**100 ...** touchdowns scored on defense and special teams during Coach Frank Beamer's tenure at Tech.

**96 ...** tackles by linebacker Vince Hall rank him fourth in the ACC.

**37 ...** yards needed by senior Mike Imoh to move into fourth place in career kickoff return yards at Tech.

**34 ...** total offensive plays of 20 yards or more in which quarterback Marcus Vick has been involved (out of 45 total for the offense and 63 for the team).

**27 ...** scoring drives of 60 or more yards by the Hokies.

**8.5 ...** average yards gained per pass for the Hokies leads the ACC despite the fact the Hokies rank 10th overall in the league in passing offense.

**7 ...** quarterback hurries by defensive end Darryl Tapp during the UNC game.

**6 ...** points needed by kicker Brandon Pace to move into seventh place in all-time scoring at Tech.

**1 ...** the Hokies rank No. 1 in the ACC in total defense, while FSU ranks No. 1 in total offense.

## DEFENSIVE BATTLES

- The only positions that had true battles for the starting position heading into the fall were those at free safety and rover. Those spots were vacated by seniors and left the door open for hungry reserves ready to make their mark.

## THE CAPTAIN'S SPOT

- The free safety spot is considered the captain of Tech's defense and two players are battling for that spot.

- Taking the edge of late is the oft-moved, never-complaining **Justin Hamilton** (r-Sr., Clintwood, Va.). Hamilton moved to free safety after two years at receiver and last season as a tailback. He has earned six starts this year, recording 26 tackles, four break ups and is second on the team with three interceptions.

- Last year, as a tailback, he played in all 13 games, carrying the ball 75 times for 336 yards and three scores.

- D.J. Parker** (So. Hampton, Va.) played cornerback last season, but has made the move to free safety. He is continuing to learn the defense, check-offs and alignments — something 2004 free safety Vincent Fuller thrived at.

- Last year, he played in 12 games, recording 10 tackles and a forced fumble.

- He has started five games, recording 30 tackles, two PBUs and a fumble recovery. He also returned a blocked field goal 78 yards for a TD against Georgia Tech.

## ROVER DUTIES

- Aaron Rouse** (r-Jr., Virginia Beach, Va.) leads the charge at the rover spot after moving from whip linebacker to the spot in the spring.

- Rouse made his presence known at NC State, intercepting two passes, breaking up two passes, forcing a fumble and recording eight tackles to earn ACC Defensive Back of the Week honors. He also had two interceptions and eight tackles at Virginia

- Cary Wade** (r-Jr., Fairfax, Va.) serves as the top backup.

## REPRESENTIN' THE 757

- Bryan Stinespring** and **Jim Cavanaugh** have made livings out of signing the best players to come out of the Hampton Roads area, also called the "757" for its area code.

- On defense alone, nine starters or key contributors come from the area, while five on offense and Tech's kicker call the 757 home.

## DEFENSE

DE	Darryl Tapp	Chesapeake
DE	Chris Ellis	Hampton
DT	Carlton Powell	Chesapeake
LB	Vince Hall	Chesapeake
LB	James Anderson	Chesapeake
LB	Xavier Adibi	Hampton
CB	Jimmy Williams	Hampton
FS	D.J. Parker	Hampton
ROV	Aaron Rouse	Va. Beach

## OFFENSE

QB	Marcus Vick	Newport News
WR	Josh Hyman	Chesapeake
WR	Jeremy Gilchrist	Va. Beach
TB	Cedric Humes	Va. Beach
TB	Branden Ore	Chesapeake

## SPECIAL TEAMS

PK	Brandon Pace	Va. Beach
----	--------------	-----------

## HOME-GROWN TALENT

- Nine of the 11 scheduled starters on offense for this week's game are from the Commonwealth of Virginia.

WR	Eddie Royal	Herndon
OT	Jimmy Martin	Fairfax
OG	Will Montgomery	Clifton
C	Danny McGrath	Herndon
OT	Duane Brown	Richmond
TE	Jeff King	Pulaski
TB	Mike Imoh	Fairfax
TB	Cedric Humes	Virginia Beach
QB	Marcus Vick	Newport News

- Ten of the 11 starters on defense call Virginia home. The only scheduled starter not from Virginia is cornerback **Roland Minor**, and he's not from that far away, calling Washington, D.C., his home.

- In addition, both kickers — punter Nic Schmitt (Salem) and kicker Brandon Pace (Va. Beach) — are from the Commonwealth.

## TEAM • UNITED

- The Virginia Tech football team has once again officially partnered with the United Way for the 2005 season after a successful debut last season.

- The partnership is multi-faceted, with a fundraising effort this fall through the sale of orange "TEAM UNITED" bracelet rubber bands.

- In addition, Virginia Tech

players will lend their time and efforts to volunteering in the community at agencies coordinated by the United Way of Montgomery, Radford and Floyd.

- The bands, which are for sale around campus and at the stadium on game days, helped raise nearly \$33,000 for the United Way of Montgomery, Radford and Floyd last year.

**BOOK (DEFENSIVE) ENDS**

• A mix of old and new faces are looking to continue the Hokie pass rush that has always been a staple piece of defensive coordinator **Bud Foster's** defenses.

• Senior **Darryl Tapp** (Chesapeake, Va.), who has garnered first-team All-ACC honors two years in a row, is a speedy rusher who goes full-speed all the time. Last year, he had 16.5 tackles for loss and 8.5 sacks.

• Last season against Florida A&M, Tapp had a sack, forced fumble, fumble recovery, quarterback hurry and interception in the first eight minutes of the game.

• This year, he has 41 stops, including 10.5 for loss and a career-high 9.0 sacks, along with 34 QB hurries, three forced fumbles and a blocked field goal. He had two sacks, two PBU, seven quarterback hurries and a blocked field goal last week against North Carolina.

• Tapp, a workout fanatic, can often be seen around campus in the summer riding his bicycle up the hills of Blacksburg with ankle weights to strengthen his legs.

• Redshirt sophomore **Chris Ellis** (Hampton, Va.) is a physical specimen at 6-4, 251 pounds. He is coming off an outstanding spring which saw him earn defensive MVP honors.

• Against Georgia Tech, he picked off a Reggie Ball pass and raced 29 yards for his first collegiate touchdown. He has 37 tackles, including 9.0 for loss, this year.

• Redshirt junior **Noland Burchette** (Richmond, Va.) has returned from a right triceps injury that required surgery in the spring and is one of three anchors at the end spot.

• This year, he has 20 tackles, including 2.5 tackles for loss and two sacks, a forced fumble and fumble recovery.

• Rounding out the top four at defensive end is surprising **Orion Martin** (r-Fr., Martinsville, Va.). Martin walked onto the squad after spending a semester at Norfolk State and one semester at Hargrave Military Academy.

• He made quite an impression in the spring game, posting a game-high seven tackles, including 3.5 for a loss and two sacks. He was given the Paul Torgersen Award, awarded to the top newcomer and earned a scholarship shortly after.

• Seeing time on both defense and special teams, he has 21 tackles, including 1.5 for loss and half a sack.

TECH IN OVERTIME				
9/19/97	at Miami	27- 20	W	OT
11/9/02	at Syracuse	42- 50	L	30T
11/15/03	at Temple	24- 23	W	OT

**Career Starts & Games Played**

Name	Yr.	GP	GS	Name	Yr.	GP	GS	Name	Yr.	GP	GS
Adibi	r-So.	18	11	Grimm, Ch.	Jr.	13	0	Montgomery	r-Sr.	41	34
Allen	r-Jr.	21	2	Hall	r-So.	24	23	Morgan	So.	23	2
Anderson	r-Sr.	51	26	Hamilton	r-Sr.	50	12	Murphy	r-Sr.	38	18
Baggett	Jr.	9	0	Harper	So.	22	0	Ore	r-Fr.	10	0
Bell	r-Fr.	9	0	Harris	Fr.	11	0	Pace	r-Jr.	36	33
Booker	r-So.	12	0	Hash	r-Jr.	21	0	Parker, D.J.	So.	24	5
Bowden	Fr.	0	0	Hashish	r-So.	4	0	Parker, R.	r-Jr.	24	0
Bowman	r-Fr.	2	0	Hill	r-Jr.	17	0	Patten	Jr.	1	0
Brown	r-So.	24	11	Holt	r-Fr.	6	0	Powell	r-So.	24	5
Burchette	r-Jr.	36	16	Humes	r-Sr.	50	11	Price	Jr.	11	0
Burnett	r-Jr.	5	0	Hyman	r-So.	24	13	Robertson	r-So.	15	0
Butler	Sr.	41	10	Imoh	Sr.	36	13	Rouse	r-Jr.	37	12
Candelas	Sr.	21	0	Kezmarsky	Sr.	5	0	Royal	So.	23	22
Carroll	r-So.	24	0	King, J.	r-Sr.	51	32	Sandidge	r-Sr.	47	12
Clifton	r-Sr.	32	1	Kinzer	r-So.	24	13	Schmitt	r-Jr.	18	15
Clowney	Jr.	34	11	Leeson	r-Jr.	21	0	Shuman	r-Fr.	6	0
Develli	So.	24	25	Lewis	Sr.	51	40	Sturdivant	r-Fr.	11	0
Dunlevy	r-So.	9	0	Lloyd	r-So.	16	0	Tapp	Sr.	51	28
Ellis	r-So.	24	7	Lowe	Jr.	2	0	Throckmorton	r-So.	1	0
Ferebee	Sr.	3	0	Marshman	r-Fr.	11	0	Trott	r-Sr.	38	1
Flowers	r-Fr.	12	1	Martin, J.	Sr.	49	44	Vick	r-Jr.	22	11
Frye	r-Jr.	13	0	Martin, O.	r-Fr.	11	0	Wade	r-Jr.	37	0
Gilchrist	r-Fr.	10	0	McGrath	r-Jr.	16	6	Warren, BL	r-Sr.	45	1
Glennon	So.	4	0	McMillin	r-So.	0	0	Warren, Br.	So.	23	0
Gordon	r-So.	21	0	Minor	r-So.	24	11	Weatherford	r-Sr.	12	0
Gore	r-Jr.	37	1					Williams	Sr.	51	31

**J-LEW AND COMPANY**

• The defensive tackle spot is anchored by senior **Jonathan Lewis** (Richmond, Va.), the only Lewis on the line this year as his older brother, Kevin, graduated last year.

• Lewis, who was named a second-team All-ACC performer, was a force on the line for Tech last year and has been so again this year. Lewis, who has started 40 straight games, has 33 tackles, including 6.5 for loss and four sacks this year.

• At the other tackle spot, **Tim Sandidge** (r-Sr., Madison Heights, Va.) has started seven games this year. Sandidge has played in 47 games, starting 12. He had a sack at NC State and has 32 tackles, including two sacks, on the season.

• Redshirt sophomore **Carlton Powell** (Chesapeake, Va.) started the first game, but sprained an ankle and finally returned to the starting lineup, starting three games. He has 11 tackles, including 1.0 for loss and half a sack.

• Also looking for playing time are **Barry Booker** (r-So., Amherst, Va.) and **Kory Robertson** (r-So., Martinsville, Va.). Both have shown flashes of being contributors and will be looked upon to spell the starters. Booker has 13 tackles while Robertson has five.

• Much in the same way that Jim Davis was used last year, Tapp could line up inside at tackle for 15-20 snaps per game, especially in pass-rushing situations.

**ACC Football Records**

**IN THE 2000s**

Miami	62-9
<b>Virginia Tech</b>	<b>57-18</b>
Florida State	51-21
Boston College	48-24
Maryland	45-25
North Carolina State	45-26
Clemson	43-26
Georgia Tech	43-29
Virginia	40-31
Wake Forest	28-39
North Carolina	29-41
Duke	8-57

**SINCE 1990**

Florida State	161-34-1
Miami	153-36
<b>Virginia Tech</b>	<b>134-56-1</b>
Virginia	118-71-1
Clemson	112-73-1
North Carolina State	112-76-1
Georgia Tech	109-78-1
North Carolina	107-80-1
Boston College	105-81-2
Maryland	83-97-1
Wake Forest	66-113
Duke	41-134-1

### The Weekly Leaders

	NCSU	DU	OU	GT	WVU	MU	MD	BC	UM	VA	UNC	FSU
<b>Rushing Yards</b>	Imoh (56)	Imoh (66)	Humes (75)	Imoh (55)	Humes (79)	<b>Ore (146)</b>	Vick (133)	Imoh (60)	Ore (35)	Ore (115)	Humes (134)	
<b>Receiving Yards</b>	Harper (36)	Clowney (62)	King (55)	Clowney (47)	Royal (71)	Morgan (63)	<b>Clowney (76)</b>	2 with (58)	Harper (31)	Morgan (56)	Clowney (18)	
<b>Catches</b>	Clowney (3)	King (5)	2 with (3)	2 with (3)	<b>Royal (6)</b>	Morgan (4)	Four with (3)	Hyman (5)	2 with (2)	Morgan (5)	Two with (2)	
<b>Passing Yards</b>	Vick (108)	Vick (172)	Vick (200)	Vick (223)	Vick (177)	Vick (163)	Vick (211)	<b>Vick (280)</b>	Vick (90)	Vick (170)	Vick (61)	
<b>Tackles</b>	2 with (10)	Hall (6)	Anderson (10)	2 with (5)	Hall (11)	Anderson (12)	<b>Hall (14)</b>	2 with (7)	Rouse (13)	2 with (10)	Two with (10)	
<b>Scoring</b>	Pace (8)	Pace (9)	Pace (9)	<b>Pace (15)</b>	Pace (10)	Pace (11)	Imoh (12)	Pace (12)	Vick (6)	Pace (10)	Humes (12)	

**bold indicates team season high**

**MR. ANDERSON**

• One of Tech’s defensive leaders is the quiet and unassuming **James Anderson** (r-Sr., Chesapeake, Va.). Anderson moved from third to first on the depth chart at whip linebacker during the 2004 spring practice, and didn’t look back. He started all 13 games last year, recording 48 tackles.

• He is second on the team with 76 stops, including 8.0 for loss and 3.0 sacks, and has one interception.

• Anderson’s steady play allowed the coaches to move **Aaron Rouse** (r-Jr., Virginia Beach, Va.) to the rover spot, and **Brenden Hill** (r-Jr., Newport News, Va.) to be Anderson’s top back-up.

• Anderson, who is heavily involved with Athlete’s In Action, spent a week in Fort Collins, Col., this past summer participating in the AIA Ultimate Summer Training Camp. He went with teammates **Darryl Tapp** (Sr., Chesapeake, Va.) and **Grant Throckmorton** (So., Wytheville, Va.).

The camp was designed to teach athletes how to apply spiritual principles to the lives and sports.

**CALL 9-11**

• The linebacking duo of No. 9 **Vince Hall** and No. 11 **Xavier Adibi** will team up to give Tech a pair of outstanding athletes manning the middle.

• Hall (r-So., Chesapeake, Va.) has started the last 23 games at the mike position and was named a second-team All-ACC linebacker. He leads the team with 96 tackles and has earned ACC Defensive Lineman of the Week honors two times. He also returned a fumble for a TD against Marshall and returned an interception for a score against Boston College.

• Adibi (r-So., Hampton, Va.) has taken over the starting duties at the backer position. Adibi was sidelined with a torn tendon in his right biceps muscle suffered in the 2004 opener against USC. The highly

touted linebacker tore the tendon on his 23rd college play and had surgery on Aug. 31 to re-attached the tendon to his humerus bone. He returned for the Georgia Tech game, despite initially being feared lost for the year.

• He recorded 10 tackles at Maryland and has 61 on the year. He also has two interceptions, including one he returned 25 yards for a score against GT.

• Redshirt senior **Blake Warren** (Clifton, Va.) and sophomore **Brett Warren** (Clifton, Va.) will be the main backups at both positions. Blake, who is legally blind without his contact lenses, started the opener at backer last year and recorded his fourth career interception in the FAMU game, returning it 46 yards for a score. He has 12 tackles this season.

• Brett saw his first action on defense at Duke and has 13 tackles, including one for loss, this season.

### Hokies in the NFL

The following 22 former Hokies were on an NFL team roster for Opening Weekend:

Player	Team	Pos.	Yr.
Keion Carpenter	Falcons	DB	7
André Davis	Patriots	WR	4
Anthony Davis	Buccaneers	OT	3
Jon Dunn	Browns	OT	R
John Engelberger	Broncos	DE	6
Vincent Fuller	Titans	DB	R
Shayne Graham	Bengals	PK	5
Eric Green	Cardinals	DB	R
Jake Grove	Raiders	C	2
DeAngelo Hall	Falcons	DB	2
Kevin Jones	Lions	RB	2
Dave Kadela	Panthers	OT	5
Matt Lehr	Falcons	C	5
Kevin McCadam	Falcons	DB	4
Willie Pile	Cowboys	DB	3

*Michael Vick*



Pierson Prioleau	Redskins	FS	7
Nick Sorensen	Jaguars	DB	5
Lee Suggs	Browns	RB	3
Ben Taylor	Browns	LB	4
Michael Vick	Falcons	QB	5
Todd Washington	Texans	OG	8
Ernest Wilford	Jaguars	WR	2

*The following players are on practice squads/injured reserve:*

Nathaniel Adibi	Colts	DE	2
Jim Davis	Jaguars	DE	R
Bryan Randall	Falcons	QB	R

*Lee Suggs*

*Kevin Jones*



*DeAngelo Hall*



**MR. EXCALIBUR**

• During Tech’s summer strength and conditioning testing, **James Anderson** (r-Sr., Chesapeake, Va.) once again reached “Elite Athlete” status. It marked the fifth time he had earned the Excalibur Award, which represents the highest honor in the Hokies’ athletic performance program. The level is a predetermined performance test that measures achievement for the individual’s position. It is comprised of four tests in strength (bench, squat, push jerk and power clean) and five tests in performance (vertical jump, 40-yard time, 10-yard time, sit-reach test and 20-yard shuttle).

• Anderson is the first player ever to win the Excalibur Award five times.

• Also earning “Elite” status this off-season for the third time was offensive lineman **Will Montgomery** (r-Sr., Clifton, Va.). Earning it for the second time were offensive lineman **Brandon Frye** (r-Jr., Myrtle Beach, S.C.) and defensive end **Darryl Tapp** (Sr., Chesapeake, Va.).

• Tight end **John Kinzer** (r-So., Fairfax, Va.) picked up his first Excalibur Award this off-season.

**GETTIN' THEIR KICKS**

- **Brandon Pace** (r-Jr., Virginia Beach, Va.) returns to handle the place-kicking duties. The former walk-on — he earned a scholarship last preseason — gets quick height on the ball. This year, he is 16-for-19 on FGs with a long of 44 yards and is also 47-for-48 on PATs.
- He finished one point away from tying the single-season school scoring record for a kicker and earned first-team All-ACC honors and last year. Pace was named a Lou Groza semifinalist this year.
- Stepping in for four-year starter Vinnie Burns at punter is **Nic Schmitt** (r-Jr., Salem, Va.). He has patiently waited his time and is now getting his chance.
- The lefty can boom the ball and is also a demon in the weight room. He earned Super Iron Hokie honors in the weight room this past spring, setting a new position record in both the push jerk (360) and power clean (360). His power clean mark was the ninth-best in program history and he also recorded a 390-pound bench and a 605-pound back squat in spring testing.
- He is averaging 42.4 yards on 39 punts with 13 downed inside the 20-yard line and a net average of 36.1 yards. He was named one of 10 semifinalists for the Ray Guy Award.
- At 6-2, 273 pounds, Schmitt isn't your prototypical punter. He also is an outstanding bowler who frequents the New River Valley Superbowl with **Jesse Allen** (r-Jr., Monson, Mass.). Schmitt consistently

- bowls games over 200 and had a 298 game last spring, just missing the perfect game.
- For the 11th consecutive year, Tech's punter is a left-footer. Starting with John Thomas (1995), through Jimmy Kibble (1996-1999), Robert Peaslee (2000) and Vinnie Burns (2001-2004), Schmitt will look to carry on the strong tradition established by the southpaws before him.
- Sophomore **Jared Develli** (Sterling, Va.) is handling the kickoff duties. Last year, Develli consistently put the ball deep in the end zone with good height. He has 28 touchbacks on 62 kickoffs this year. The former walk-on has two tackles on coverage this year and earned a scholarship this preseason.
- Kick-off man **Jud Dunlevy** (r-So., Roanoke, Rapids, N.C.) has seen action as well. Freshman punter **Brent Bowden** (Centreville, Va.), the brother of current Florida State punter Chris Hall, will redshirt.

**THE GAME ON RADIO**

- Tech's games can be heard on radio stations throughout Virginia and the mid-Atlantic region on the Virginia Tech ISP Sports Network. Bill Roth (play-by-play) and Mike Burnop (analyst) comprise Tech's football broadcast crew.
- Coverage begins 90 minutes prior to kickoff with Davenport & Company College Football Digest. The Advance Auto Parts Hokies' Countdown picks up the action 60 minutes prior to the game. The Point After is a 90-minute post-game show.

- For a complete list of radio stations, please consult Tech's football media guide or the Fan's Guide to Radio and TV on hokiesports.com.
- Every game will be broadcast live on XM Satellite with the home team radio feed.

**ISP SPORTS TELEVISION**

- Highlights of Tech's games, post-game interviews and other features can be seen on Virginia Tech Sports Today, Tech's weekly television magazine show presented by ISP Sports.
- The show, featuring Tech coach **Frank Beamer** with host Bill Roth, can be seen every Sunday on a network of stations throughout the Commonwealth and region: Bristol, Tenn. (WCYB, Sun., 9:30 a.m.), Washington D.C. (Newschannel 8, Sun., 10 a.m.), Roanoke (WSLS, Sun., 10 a.m.), Raleigh, N.C. (FOX50, Sunday, 11:30 a.m.), Norfolk (WAVY, Sun., Noon), Harrisonburg (WHSV, Sun., Noon), Richmond (WRIC, Sun., Noon), Bluefield (WVVA, Sunday, Noon), Greensboro, N.C. (PAX16, Sun., 1 p.m.). The show is also shown on Comcast SportsNet every Tuesday at 2:30 p.m.

**THE HOKIE HOTLINE**

- The Advance Auto Parts Hokie Hotline airs each Monday beginning at 7 p.m. Fans can catch the show live at Beamer's restaurant in Christiansburg, listen over the radio on local affiliates via the ISP/Virginia Tech Sports Network, or on hokietv.com.

**BIGGER ... LOUDER ... BETTER**

Now in its 41st season as an arena of collegiate football competition, Lane Stadium/Worsham Field has gone through numerous changes, renovations and additions. But through it all, it has always been regarded as one of the finest places to watch — and toughest places for opponents to play — a college football game.

In the summer of 2003, \$1.9 million was raised to fund the ongoing planning of the west side expansion. That money allowed for the ground breaking of the west side project, which will be completed this year. This project marks the third of a three-phase project at Lane Stadium/Worsham Field.

Ground was broken in November and crews began building around the current press box, laying the above and below ground settings, as well as removing the two light towers on that side of the stadium.

Following the completion of the 2004 season, the current press box was removed

and the structure was filled in to match the new structure.

A new press area on the west side highlights the media's needs, along with a dining area and improved overall facilities.

In addition, the fencing that surrounds the stadium has been removed and the area on the west side exterior of the newly renovated stadium has been landscaped with walkways and a weekday parking lot for ticket patrons, Hall of Fame and Hokie Club visitors.



*"If people believe that fans do not help out, they didn't see that game. It was so loud down there at certain points, that it was kind of unreal. There wasn't any use to try to change a play. It was just that loud."*

**Byron Leftwich, Marshall QB**



## BEAMERBALL

- During the **Frank Beamer** era at Tech, putting points on the scoreboard has always been a team effort — the offensive team, the defensive team and the special teams. It's called BeamerBall, and what sets it apart are the contributions of the defense and special teams.


- Each of Tech's last eight teams is ranked among the school's top 10 highest scoring teams. During that time, a player at every position on the defensive unit has produced at least one touchdown. And 25 different players have scored touchdowns while playing on Tech's special teams. Altogether, the defense and special teams have combined for 100 TDs since Beamer arrived in 1987, including 83 in Tech's last 148 games.

- Under Beamer, Tech's defense has scored 64 TDs, with 40 coming on pass interceptions, 22 on fumble returns and two on fumble recoveries. The special teams have added 36 TDs, including 15 on blocked punts, 12 on punt returns, four on kickoff returns, four on blocked field goals and one on a fumble recovery.

- Fittingly, the trend started in Beamer's first game as Tech's head coach when true freshman Jon Jeffries returned a kickoff 92 yards for a touchdown against Clemson. It was the Hokies' first TD under Beamer, and it was scored on special teams.

- Under Beamer, 66 different players on defense and special teams have scored TDs. Seventeen of those players — Don Stokes, Jock Jones, Roger Brown, Lawrence Lewis, Antonio Banks, Jim Baron, Keion Carpenter, Pierson Prioleau, Anthony Midget, Cory Bird, Kevin McCadam, Willie Pile, **Jimmy Williams**, **Roland Minor**, **Vince Hall**, Vincent Fuller and Eric Green — scored twice. Jason Lallis, Ike Charlton and Ricky Hall each had three scores, André Davis four and DeAngelo Hall had six.

- Since the start of the 1993 season, Tech is 54-8 in games it scores at least one TD on defense or special teams.



*Jimmy Williams*

## Touchdowns by Defense & Special Teams

**1987:** Jon Jeffries, 92-yd. kickoff return vs. Clemson; Don Stokes, recovered blocked punt in end zone vs. Syracuse; Randy Cockrell (ilb), 90-yd. interception return vs. Navy.

**1988:** Don Stokes, recovered blocked punt in end zone vs. Southern Miss; Jock Jones, recovered blocked punt in end zone vs. West Virginia; Roger Brown (cb), 55-yd. interception return vs. South Carolina; Leslie Bailey (ilb), 19-yd. interception return vs. South Carolina.

**1989:** Marcus Mickel, 90-yd. kickoff return vs. Clemson; Jock Jones (olb), 55-yd. interception return vs. Tulane; Roger Brown (cb), 55-yd. interception return vs. North Carolina State.

**1990:** The '90 season marked the first and only season to date during Beamer's tenure that Tech failed to score at least one TD on either defense or special teams.

**1991:** P.J. Preston (olb), recovered fumble in end zone vs. Oklahoma; Ken Landrum, 18-yd. blocked punt return vs. Cincinnati; Kirk Alexander (fs), 95-yd. interception return vs. Cincinnati.

**1992:** Tyronne Drakeford (cb), 40-yd. interception return vs. East Carolina; Tony Kennedy, 91-yd. kickoff return vs. Louisville; Ken Brown (olb), 18-yd. interception return vs. Rutgers.

**1993:** William Ferrell, 7-yd. blocked punt return vs. Rutgers; DeWayne Knight (olb), 23-yd. fumble return vs. Syracuse; Jeff Holland (dt), 8-yd. fumble return vs. Virginia; Lawrence Lewis (de), 20-yd. fumble return vs. Indiana; Antonio Banks, 80-yd. blocked field goal return vs. Indiana.

**1994:** Torrian Gray (rov), 66-yd. interception return vs. Boston College; Stacy Henley, 25-yd. blocked punt return vs. Temple; Lawrence Lewis (de), 60-yd. fumble return vs. East Carolina; Antonio Freeman, 80-yd. punt return vs. Pittsburgh.

**1995:** Jermaine Holmes, recovered blocked punt in end zone vs. Akron; Hank Coleman (de), 51-yd. fumble return vs. Rutgers; Myron Newsome (ilb), 71-yd. interception return vs. Rutgers; Larry Green (cb), 37-yd. interception return vs. West Virginia; Jim Baron (dt), 46-yd. fumble return vs. Temple; J.C. Price (dt), 19-yd. interception return vs. Temple; Antonio Banks (cb), 65-yd. interception return vs. Virginia; Bryan Still, 60-yd. punt return vs. Texas; Jim Baron (dt), 20-yd. fumble return vs. Texas.

**1996:** Cornelius White, 60-yd. blocked punt return vs. Syracuse; Keion Carpenter (fs), 100-yd. interception return vs. Miami.

**1997:** Carl Bradley (dt), recovered fumble in end zone vs. Rutgers; Pierson Prioleau (rov), 43-yd. fumble return vs. Rutgers; Lorenzo Ferguson (fs), 84-yd. interception return vs. Arkansas St.; Anthony Midget (cb), 22-yd. fumble return vs. Pittsburgh.

**1998:** Keion Carpenter (fs), 16-yd. interception return vs. Pittsburgh; Pierson Prioleau (rov), 85-yd. interception return vs. Boston College; Marcus Gildersleeve, recovered blocked punt in end zone vs. UAB; Ricky Hall, 17-yd. blocked punt return vs. West Virginia; Ricky Hall, recovered blocked punt in end zone vs. Syracuse; Loren Johnson (cb), 78-yd. fumble return vs. Syracuse; Ike Charlton (cb), 26-yd. interception return vs. Rutgers; Jamel Smith (lb), 98-yd. interception return vs. Rutgers; Anthony Midget (cb), 27-yd. interception return vs. Alabama.

**1999:** Ike Charlton (cb), 34-yd. interception return vs. Clemson; Corey Moore (de), 32-yd. fumble return vs. Clemson; Cory Bird (rov), 26-yd. fumble return vs. Syracuse; Phillip Summers (rov), 43-yd. interception return vs. Syracuse; Tee Butler, recovered fumble by punter in end zone vs. Syracuse; Ricky Hall, 64-yd. punt return vs. Miami; Ike Charlton (cb), 51-yd. fumble return vs. Miami; Larry Austin (cb), 31-yd. interception return vs. Temple.

**2000:** Willie Pile (fs), 11-yd. interception return vs. Akron; Cory Bird, 9-yd. blocked punt return vs. East Carolina; André Davis, 87-yd. punt return vs. East Carolina; André Davis, 71-yd. punt return vs. Boston College; André Davis, 76-yd. punt return vs. WVU; Nathaniel Adibi (de), 36-yd. fumble return vs. UCF.

**2001:** Channing Reed (dt), 8-yd. fumble return vs. Rutgers; Kevin McCadam (rov), 69-yd. interception return vs. UCF; André Davis, 55-yd. punt return vs. UCF; Jim Davis (de), 27 yd. interception return vs. WVU; Kevin McCadam (rov), 9-yd. fumble return vs. BC; Ronyell Whitaker, 71-yd. blocked field goal return vs. Pittsburgh; Brandon Manning, 22-yd. blocked punt return vs. Miami.

**2002:** DeAngelo Hall, 69-yd. punt return vs. Arkansas State; DeAngelo Hall (cb), 49-yd. interception return vs. Arkansas State; Jason Lallis (dt), 59-yd. fumble return vs. Arkansas State; Alex Markogiannakis (lb), 25-yd. fumble return vs. Western Michigan; DeAngelo Hall, 51-yd. punt return vs. Rutgers; Darryl Tapp, 11-yd. blocked punt return vs. Virginia; Willie Pile (fs), 96-yd. interception return vs. Miami.

**2003:** Jason Lallis (dt), 45-yd. interception return vs. UCF; Eric Green (cb), 84-yd. interception return vs. UC; Mike Imoh, 91-yd. kickoff return vs. UC; Chris Clifton, 16-yd. blocked punt return vs. UC; Jimmy Williams (fs), 55-yd. interception return vs. Rutgers; DeAngelo Hall, 58-yd. punt return vs. Syracuse; DeAngelo Hall, 60-yd. punt return vs. Syracuse; Vincent Fuller (cb), 50-yd. fumble return vs. WVU; DeAngelo Hall (cb), 28-yd. fumble return vs. Miami; Eric Green (cb), 51-yd. interception return vs. Miami; DeAngelo Hall, 52-yd. punt return vs. Cal.

**2004:** Jason Lallis (de), 28-yd. fumble return vs. WMU; Brandon Flowers (cb), 38-yd. interception return vs. WMU; Vincent Fuller (fs), 74-yd. blocked field goal return vs. WVU; Bl. Warren (lb), 46-yd. interception return vs. FAMU; Roland Minor (cb), 64-yd. interception return vs. Georgia Tech; Jimmy Williams (cb), 34-yd. interception return vs. Maryland.

**2005:** Roland Minor (cb), 23-yd. interception return vs. DU; D.J. Parker (cb), 78-yd. blocked field goal return vs. GT; Xavier Adibi (lb) 25-yd. interception return vs. GT; Chris Ellis (de), 29-yd. interception return vs. GT; Vince Hall (lb) 15-yd. fumble return vs. MU; Vince Hall (lb) 13-yd. interception return vs. BC.

**BEAMERBALL II**

- Tech's tradition for blocking kicks is another part of BeamerBall. It was carried to new heights in 1998 with 10 blocks during the regular season and two more in the Hokies' Music City Bowl game against Alabama. Tech now has 108 blocks in **Frank Beamer's** 225 games as the head coach. The Hokies have blocked 54 punts (15 for TDs), 33 field goals and 21 extra points.
- The most prolific kick blockers under Beamer have been defensive linemen Bernard Basham and safety Keion Carpenter, who each posted six blocks during their

Tech careers. Basham blocked three field goals and three PATs, while Carpenter blocked six punts.

- Tech blocked more kicks in the 1990s than any other Division I-A team. The Hokies blocked 63 kicks during the decade — 31 punts, 18 PATs and 14 FGs. Tech has started the new decade with 32 blocks.

- During its time in the BIG EAST ('91-03), Tech posted at least three blocked kicks against every team in the league. During that span, Tech blocked 10 kicks against Pittsburgh, nine against Miami, seven versus WVU, six versus Rutgers, four

against Boston College and Syracuse, and three versus Temple.

- The teams Tech has victimized the most during Beamer's 19 seasons have been Pittsburgh, West Virginia and Miami. During that span, the Hokies have blocked 10 kicks versus the Panthers and Mountaineers, and nine against the Hurricanes.

- During the Beamer era, Tech has blocked two kicks in a game 19 times, winning 14 of those games. Tech blocked two kicks against four different teams in 1998.

**Virginia Tech's Blocked Kicks Under Frank Beamer****Totals: 108 in 225 games (54 punts, 33 FGs, 21 PATs)****1987 (1 punt, 1 PAT, 1 FG)**

Syracuse – punt\* (Jimmy Whitten) hL  
East Carolina – PAT (na) hL  
Cincinnati – FG (Roger Brown) hW

**1988 (4 punts, 3 FGs)**

Clemson – punt (Jock Jones) aL  
Southern Miss – punt\* (Archie Hopkins) aL  
West Virginia – punt\* (Archie Hopkins) hL  
Cincinnati – punt+ (Jock Jones) aW  
Louisville – FG (Jimmy Whitten) aL  
Florida State – FG (Roger Brown);  
FG+ (Roger Brown) aL

**1989 (1 punt, 1 FG)**

Tulane – punt+ (Archie Hopkins) hW  
NC State – FG (Jock Jones) aW

**1990 (2 punts, 3 PATs, 1 FG)**

East Carolina – PAT (John Rivers) aW  
South Carolina – PAT (John Rivers) hL  
Florida State – punt+ (Scott Jones) aL  
West Virginia – FG+ (Bernard Basham) hW  
Temple – punt (Archie Hopkins) aL  
NC State – PAT (Bernard Basham) hW

**1991 (3 punts, 3 FGs)**

James Madison – FG (Bernard Basham) hW  
Oklahoma – FG (Bernard Basham) aL  
Cincinnati – punt+ (P.J. Preston);  
punt\* (Kirk Alexander) hW  
Louisville – FG (John Rivers) hW  
East Carolina – punt (Marcus McClung) hL

**1992 (5 PATs, 1 FGs)**

James Madison – PAT (John Rivers);  
FG+ (Kirk Alexander) hW  
East Carolina – PAT (Bernard Basham) aL  
West Virginia – PAT (David Wimmer) hL  
Miami – PAT (Bernard Basham) hL  
Virginia – PAT (David Wimmer) hL

**1993 (4 punts, 2 FGs)**

Miami – punt@ (Willie Wilkins) aL  
Maryland – FG (George DelRiccio) hW  
Rutgers – punt\* (Marcus McClung) hW  
Syracuse – punt+ (William Ferrell) hW  
Virginia – punt# (Brandon Semones) aW  
Indiana – FG\* (Jeff Holland) nW  
Independence Bowl

**1994 (2 punts, 2 FGs)**

Arkansas St. – FG (Cornell Brown) hW  
Temple – punt\* (William Ferrell) hW  
Miami – punt# (Michael Williams) aL  
Rutgers – FG (Michael Williams) hW

**1995 (4 punts, 3 PATs, 1 FG)**

BC – PAT (Waverly Jackson) hL  
Cincinnati – FG (Jim Baron);  
PAT (Lawrence Lewis) hL  
Miami – punt# (Angelo Harrison) hW  
Pittsburgh – punt+ (Angelo Harrison);  
punt# (Angelo Harrison) aW  
Akron – punt\* (Okesa Smith);  
PAT (Lawrence Lewis) hW

**1996 (5 punts, 1 PAT)**

Akron – PAT (John Engelberger) aW  
BC – punt+ (Keion Carpenter) aW  
Syracuse – punt\* (Cornelius White) aL  
Temple – punt (Keion Carpenter) hW  
SW Louisiana – punt (Michael Stuewe);  
punt+ (Keion Carpenter) hW

**1997 (2 punts, 3 PATs, 2 FGs)**

Arkansas St. – FG+ (Carl Bradley) hW  
WVU – punt# (Phillip Summers) aL  
Miami – PAT (Carl Bradley) hW  
Pittsburgh – PAT (Corey Moore);  
PAT (John Engelberger) aL  
Virginia – punt (Keion Carpenter);  
FG (John Engelberger) aL

**1998 (8 punts, 2 PATs, 2 FGs)**

East Carolina – FG+ (Corey Moore) hW  
Miami – PAT (John Engelberger) aW  
Pittsburgh – FG (Corey Moore);  
punt# (Larry Austin) hW  
Boston College – punt (Keion Carpenter);  
punt+ (André Davis) aW  
UAB – punt\* (Larry Austin) aW  
WVU – punt\* (Marcus Gildersleeve);  
PAT (John Engelberger) hW  
Syracuse – punt\* (Anthony Midget) aL  
Alabama – punt (Keion Carpenter);  
punt+ (Corey Moore) nW  
Music City Bowl

**1999 (1 punt, 1 PAT)**

Rutgers – PAT^ (Carl Bradley) aW  
Pittsburgh – punt+ (André Davis) aW

**2000 (4 punts, 2 FGs, 2 PATs)**

Akron – FG+ (Cory Bird) hW  
East Carolina – punt\* (Wayne Ward);  
FG (Larry Austin) aW  
Rutgers – punt+ (Eric Green) hW  
Temple – punt+ (Wayne Ward) hW  
West Virginia – punt (Lee Suggs)  
PAT (Lamar Cobb) hW  
Pittsburgh – PAT (David Pugh) hW

**2001 (5 punts, 2 FGs)**

W. Michigan – punt+ (Wayne Ward) hW  
Rutgers – punt@ (Eric Green) aW  
UCF – punt@ (Brandon Manning) hW  
Pittsburgh – FG\* (Lamar Cobb) aL  
Virginia – punt (Wayne Ward) aW  
Miami – FG# (David Pugh)  
punt\* (Eric Green) hL

**2002 (5 punts, 2 FGs)**

LSU – punt+ (Justin Hamilton)  
punt@ (Jason Lallis) hW  
Marshall – FG+ (Team) hW  
Western Michigan – FG (Jeff King) aW  
Pittsburgh – punt+ (Nathaniel Adibi) hL  
West Virginia – punt# (Ernest Wilford) hL  
Virginia – punt\* (Justin Hamilton) hW

**2003 (1 punt, 3 FGs)**

UConn – punt\* (Nathaniel Adibi) hW  
Rutgers – FG (Jeff King) aW  
Syracuse – FG (Vincent Fuller) hW  
Miami – FG (Eric Green) hW

**2004 (1 punt, 3 FG)**

W. Michigan – FG+ (Jim Davis)  
punt+ (Darryl Tapp) hW  
West Virginia – FG\* (Jim Davis) hW  
Virginia – FG (Jim Davis) hW

**2005 (2 FG, 1 punt)**

Georgia Tech – FG\* (Jeff King) hW  
North Carolina – FG+ (Darryl Tapp)  
punt+ (Macho Harris) hW

\* - recovered or returned for touchdown;

+ - led to TD;

@ - led to safety;

# - led to FG;

^ - led to a two-point defensive extra point

## Depth Chart • vs. Florida State • Offense

<b>SE</b>	David Clowney (#87, 6-1, 175, Jr.) • Has started 11 games, playing in 34; Had a 48-yard touchdown catch vs. MU; Had career-high 76 yards at MD Josh Morgan (#17, 6-1, 215, So.) • Caught an 80-yard touchdown pass vs. Auburn in the Sugar Bowl; Has 21 catches for 343 yards and 3 scores this year
<b>TE</b>	Jeff King (#90, 6-5, 253, r-Sr.) • Has played in 51 games, starting 32; A 2nd-team All-ACC selection; Has 11 career TD grabs, a new VT TE record John Kinzer (#43, 6-2, 245, r-So.) • Made the move from FB to TE; Caught a 38-yard TD against Ohio; Has started 9 games in '05
<b>LT</b>	Jimmy Martin (#52, 6-5, 311, Sr.) • A 2nd-team All-ACC selection; Has started 44 straight games; Graded out at 92 percent with 2 KD against UNC Brandon Frye (#74, 6-4, 302, r-So.) • Led the OL with a 480-pound bench and 700-pound squat in summer testing; Has played in 13 games in his career
<b>LG</b>	Will Montgomery (#66, 6-3, 307, r-Sr.) • A 1st-team All-ACC selection; Has started 34 straight games; Has graded out at 90% with 40 knockdowns Reggie Butler (#61, 6-6, 350, Sr.) • Has started 4 games this year; Has seen action on 252 offensive snaps, grading out at 83 percent with 13 knockdowns
<b>C</b>	Danny McGrath (#69, 6-2, 287, r-Jr.) • Has started 6 games total; Has played 372 snaps, grading out at 84% and recording 22 knockdowns Will Montgomery (#66, 6-3, 307, r-Sr.) • Started 5 games at C and 6 at LG this year; Graded out at 97 percent with 7 knockdowns against UNC
<b>RG</b>	Jason Murphy (#72, 6-2, 303, r-Sr.) • A 1st-team All-ACC selection; Has started the last 18 games; Had 5 knockdowns against UNC; Started career as DL Nick Marshman (#67, 6-5, 346, r-Fr.) • Played 11 snaps at Duke; Led OL with a 360-pound power clean in the fall max testing
<b>RT</b>	Duane Brown (#76, 6-5, 278, r-So.) • Moved to RT from TE in preseason; Played 64 snaps at NCSU, recording a knockdown; Had 3 knockdowns vs. OU Brandon Frye (#74, 6-4, 302, r-So.) • Backs up at both tackle spots; Played 29 snaps against Ohio, grading out at 89 percent with a knockdown
<b>TB</b>	Cedric Humes (#32, 6-1, 233, r-Sr.) • Returned for BC after missing MD game (broken arm); Has consecutive 100-yard games; Has 632 yards and 10 TDs Mike Imoh (#20, 5-7, 195, Sr.) • Has rushed 103 times for 415 yards and 4 TDs this year; Missed Virginia and North Carolina games (ankle)
<b>FB*</b>	Jesse Allen (#37, 6-0, 243, r-Jr.) • A walk-on who earned a scholarship in the spring; Set a new team record with a 395-pound clean; Caught TD vs. Ohio Carlton Weatherford (#39, 5-9, 220, r-So.) • A walk-on; Played in 4 games on special teams last season
<b>QB</b>	Marcus Vick (#5, 6-0, 216, r-Jr.) • Threw a career-high 3 TDs at Duke; Passed for 280 yards against BC; Was 15-for-17 at WVU; Has 14 TDs and 9 INT Sean Glennon (#7, 6-4, 214, So.) • Played in 4 games in 2004, going 8-for-11 for 137 yards with 2 TDs; Has not played in 2005 (trying to redshirt)
<b>FL</b>	Eddie Royal (#4, 5-10, 171, So.) • 2004 Freshman All-American; Has a long reception of 42 yards this year; Caught 6 passes for 71 yards at WVU Justin Harper (#81, 6-3, 210, So.) • The tallest of the top 6 receivers; Had 2 catches for 36 yards, including a 25-yarder, at NCSU; Has 13 catches in 2005
<b>PK</b>	Brandon Pace (#46, 5-10, 196, r-Jr.) • 2005 Lou Groza semifinalist; Is 47-for-48 on PATs and 16-for-19 on field goals in '05 Nic Schmitt (#23, 6-2, 273, r-Jr.) • Serves as the starting punter; Is 16-for-16 on career PATs, but 2-for-6 on field goals

\* When listing the starting 11, use Imoh and Humes each at TB, and no FB

## Depth Chart • vs. Florida State • Defense

<b>DE</b>	Chris Ellis (#49, 6-5, 250, r-So.) • Had 2 TFL at Duke; Returned INT 29 yards for 1st career TD against Georgia Tech; Had 6 tackles and 4 QBH vs. UNC Noland Burchette (#96, 6-2, 260, r-Jr.) • Had 3 stops and 3 QBH at NCSU; Missed spring with right triceps injury; Has 22 tackles this year
<b>DT</b>	Tim Sandidge (#71, 6-1, 304, r-Sr.) • Started 7 games; Had 8 tackles against Marshall; Has 32 stops, including 2 sacks, in 2005 Carlton Powell (#99, 6-2, 292, r-So.) • Has started 4 games this year; Had 1 quarterback hurry at NC State; Has 11 stops this year
<b>DT</b>	Jonathan Lewis (#56, 6-1, 296, Sr.) • Has started 40 straight games; A 2nd-team All-ACC selection; Had 4 QBH in the win at NCSU; Had 2 sacks at MD Barry Booker (#59, 6-4, 279, r-So.) • A big run stopper who will provide quality relief; Had a tackle, a QB hurry and a fumble recovery at NC State
<b>DE</b>	Darryl Tapp (#55, 6-1, 265, Sr.) • A 1st-team All-ACC selection; Recorded 2 sacks vs BC and UVA; Had 2 sacks, 2 PBU, 1 blocked FG and 7 QBH vs. UNC Orion Martin (#91, 6-2, 240, r-Fr.) • Saw 1st collegiate action at NCSU, recording a tackle and PBU; A walk-on transfer who earned a scholarship
<b>ILB</b>	Vince Hall (#9, 6-0, 236, r-So.) • Has started 23 games in a row; A 2nd-team All-ACC selection; Has 96 stops and 2 INT on the season Brett Warren (#33, 6-0, 229, So.) • Saw 1st ever action on defense at Duke; One of Tech's most improved players; Had 3 tackles, including 1 TFL, at Duke
<b>ILB</b>	Xavier Adibi (#11, 6-2, 224, r-So.) • Made 1st start vs. NCSU, recording 8 tackles; Returned INT 25 yards for a TD against GT; Has 2 INTs this year Blake Warren (#40, 6-3, 236, r-Sr.) • Made 1st collegiate start vs. USC in '04; Had 28 tackles and 2 interceptions on the season; Scored on INT vs. FAMU
<b>OLB</b>	James Anderson (#42, 6-3, 232, r-Sr.) • Has started 26 career games; Had 10 tackles at NC State and against Ohio; Has 77 stops this year Brenden Hill (#31, 6-1, 197, r-Jr.) • Solid play has moved him up to #2 at OLB; Also backs up at ROV; Has played 106 snaps on special teams this year
<b>ROV</b>	Aaron Rouse (#36, 6-4, 221, r-Jr.) • Had 8 tackles, 2 interceptions and a FF at NCSU, earning ACC D-Back of the Week honors; Had 2 INT at Virginia Cary Wade (#30, 5-10, 178, r-Jr.) • A bit undersized, but is good against the pass; Has 14 tackles on the season
<b>BC</b>	Jimmy Williams (#2, 6-3, 216, Sr.) • Nagurski and Thorpe finalist; 1st-team All-ACC; Had 5 stops, including 2 for loss and a sack, at NCSU; Has 1 INT Brandon Flowers (#18, 5-10, 187, r-Fr.) • Started vs. MU; Scored TD on an INT return last year, but broke leg in game; Was given medical RS
<b>FS</b>	D.J. Parker (#25, 5-11, 184, So.) • Made 1st collegiate start at NCSU; Picked up 5 tackles at Duke; Scored on a 78-yard blocked FG return against GT Justin Hamilton (#27, 6-3, 222, r-Sr.) • Made the move over to FS from TB; Had 1 tackle in the win at NCSU; Has 3 interceptions in '05
<b>FC</b>	Roland Minor (#15, 6-0, 205, r-So.) • Made 1st collegiate start at CB vs. NCSU; Had 8 tackles; Returned INT at Duke for touchdown; Has 2 INTs this year Victor "Macho" Harris (#1, 6-0, 186, Fr.) • A true freshman who has seen some playing time; Blocked punt and had PBU against UNC
<b>P</b>	Nic Schmitt (#23, 6-2, 273, r-Jr.) • Ray Guy Award semifinalist; Averaging 42.4 yards per punt with 13 of 39 kicks downed I20; Has a long of 65 yards Brent Bowden (#97, 6-2, 190, Fr.) • A talented freshman who will dress, but likely redshirt; Half-brother of Florida State punter Chris Hall

**Extended Depth Chart • vs. Florida State**

as of Nov. 27, 2005

**START CHARTS**

Offense	Current		
	05	Streak	Career
Allen (FB)	1	-	2
Brown (OT)	11	11	11
Butler (OG)	3	-	9
Clifton (WR)	0	-	1
Clowney (WR)	9	10	11
Gore (OG)	1	-	1
Humes (TB)	6	2	10
Hyman (WR)	1	-	13
Imoh (TB)	5	-	13
King (TE)	11	24	32
Kinzer (TE)	9	-	13
Martin, J. (OT)	11	44	44
McGrath, D. (C)	6	-	6
Montgomery (C/G)	11	31	34
Morgan (WR)	1	1	2
Murphy (OG)	11	18	18
Royal (WR)	11	17	22
Vick (QB)	11	11	11

Defense	Current		
	05	Streak	Career
Adibi (LB)	11	11	11
Anderson (LB)	11	17	26
Burchette (DE)	4	-	16
Ellis (DE)	8	6	7
Flowers (CB)	1	-	1
Hall (LB)	11	23	23
Hamilton (FS)	6	1	12
Lewis (DT)	11	40	40
Minor (CB)	10	5	11
Parker, DJ (FS)	5	-	5
Powell (DT)	5	-	6
Rouse (LB)	11	11	12
Sandidge (DT)	7	2	12
Tapp (DE)	11	24	28
Warren, Bl. (LB)	0	-	1
Williams (CB)	11	37	37

Specialists	Current		
	05	Streak	Career
Develli (KO)	11	24	24
Pace (PK)	11	24	33
Schmitt (PK)	11	11	15

**STARTED EVERY GAME IN 2005****Offense (7):** Brown, King, Martin, Montgomery, Murphy, Royal, Vick**Defense (7):** Adibi, Anderson, Hall, Lewis, Rouse, Tapp, Williams**Specialists (3):** Develli, Pace, Schmitt**LONGEST ACTIVE STREAKS**

Jimmy Martin	44
Jonathan Lewis	40
Jimmy Williams	37
Will Montgomery	31
Jared Develli	24
Jeff King	24
Brandon Pace	24
Darryl Tapp	24
Vince Hall	23
Jason Murphy	18
James Anderson	17
Eddie Royal	17

**Offense (Multiple)**

**SE** 87, David Clowney (6-1, 175, Jr.)  
17, Josh Morgan (6-1, 215, So.)  
19, Josh Hyman (5-11, 189, r-So.)

**TE** 90, Jeff King (6-5, 253, r-Sr.)  
43, John Kinzer (6-2, 245, r-So.)  
41, Jordan Trott (6-4, 253, r-Sr.)

**LT** 52, Jimmy Martin (6-5, 311, Sr.)  
74, Brandon Frye (6-4, 302, r-Jr.)

**LG** 66, Will Montgomery (6-3, 307, r-Sr.)  
61, Reggie Butler (6-6, 350, Sr.)  
77, Brandon Gore (6-5, 359, r-Jr.)

**C** 69, Danny McGrath (6-2, 287, r-Jr.)  
66, Will Montgomery (6-3, 307, r-Sr.)

**RG** 72, Jason Murphy (6-2, 303, r-Sr.)  
67, Nick Marshman (6-5, 346, r-Fr.)

**RT** 76, Duane Brown (6-5, 278, r-So.)  
74, Brandon Frye (6-4, 302, r-Jr.)

**TB** 32, Cedric Humes (6-1, 233, r-Sr.)  
20, Mike Imoh (5-7, 195, Sr.) **AND**  
28, Branden Ore (5-11, 204, r-Fr.)  
34, George Bell (5-10, 220, r-Fr.)

**FB\*** 37, Jesse Allen (6-0, 243, r-Jr.)  
39, Carlton Weatherford (5-9, 220, r-So.)

**QB** 5, Marcus Vick (6-0, 216, r-Jr.)  
7, Sean Glennon (6-4, 215, So.) **OR**  
12, Cory Holt (6-4, 222, r-Fr.)

**FL** 4, Eddie Royal (5-10, 171, So.)  
81, Justin Harper (6-3, 210, So.)  
82, Jeremy Gilchrist (5-9, 181, r-Fr.)

**Defense (4-3)**

**DE** 49, Chris Ellis (6-5, 250, r-So.)  
96, Noland Burchette (6-2, 260, r-Jr.)

**DT** 71, Tim Sandidge (6-1, 304, r-Sr.)  
99, Carlton Powell (6-2, 292, r-So.)

**DT** 56, Jonathan Lewis (6-1, 289, Sr.)  
59, Barry Booker (6-4, 279, r-So.)  
75, Kory Robertson (6-2, 331, r-So.)

**DE** 55, Darryl Tapp (6-1, 265, Sr.)  
91, Orion Martin (6-2, 240, r-Fr.)

**ILB** 9, Vince Hall (6-0, 236, r-So.)  
33, Brett Warren (6-0, 229, So.)

**ILB** 11, Xavier Adibi (6-2, 224, r-So.)  
40, Blake Warren (6-3, 236, r-Sr.)

**OLB** 42, James Anderson (6-3, 232, r-Sr.)  
31, Brenden Hill (6-1, 197, r-Jr.)

**ROV** 36, Aaron Rouse (6-4, 221, r-Jr.)  
30, Cary Wade (5-10, 178, r-Jr.)

**BC** 2, Jimmy Williams (6-3, 216, Sr.)  
18, Brandon Flowers (5-10, 187, r-Fr.)

**FS** 25, D.J. Parker (5-11, 184, So.)  
27, Justin Hamilton (6-3, 222, r-Sr.)

**FC** 15, Roland Minor (6-0, 205, r-So.)  
1, Victor "Macho" Harris (6-0, 186, Fr.)

**Special Teams**

**P** 23, Nic Schmitt (6-2, 273, r-Jr.)  
97, Brent Bowden (6-2, 190, Fr.)

**FG/PAT** 46, Brandon Pace (5-10, 196, r-Jr.)  
23, Nic Schmitt (6-2, 273, r-Jr.)

**Punt Snap** 53, Nick Leeson (6-1, 251, r-Jr.)  
54, Bart McMillin (6-0, 218, r-So.)

**FG/PAT Snap** 57, Tripp Carroll (6-3, 314, r-So.)  
53, Nick Leeson (6-1, 251, r-Jr.)

**FG/PAT Hold** 23, Nic Schmitt (6-2, 273, r-Jr.)  
14, Grant Throckmorton (6-3, 209, r-So.)

**KO** 98, Jared Develli (6-2, 205, So.)  
92, Jud Dunlevy (5-9, 185, r-So.)

**KR** 4, Eddie Royal (5-10, 171, So.) **AND** 17, Josh Morgan (6-1, 215, So.)  
19, Josh Hyman (5-11, 189, r-So.) **AND** 87, David Clowney (6-1, 175, Jr.)

**PR** 4, Eddie Royal (5-10, 171, So.) **AND**  
17, Josh Morgan (6-1, 215, So.)

*\* When listing the starting 11, use Imoh and Humes each at TB, and no FB*



## VIRGINIA TECH DRESS SQUAD

vs. Florida State — Dec. 3, 2005

<b>1 Victor "Macho" Harris, cb</b>	43 John Kinzer, te
2 Jimmy Williams, cb	44 John Candelas, tb
4 Eddie Royal, flk/pr/kr	45 Purnell Sturdivant, lb
5 Marcus Vick, qb	46 Brandon Pace, pk
7 Sean Glennon, qb	48 Cory Price, cb
9 Vince Hall, lb	49 Chris Ellis, de
11 Xavier Adibi, lb	52 Jimmy Martin, ot
12 Cory Holt, qb	53 Nick Leeson, ds
13 Corey Gordon, rov	54 Bart McMillan, ds
14 Grant Throckmorton, qb/h	55 Darryl Tapp, de/dt
15 Roland Minor, cb	56 Jonathan Lewis, dt
16 Chris Clifton, se	57 Tripp Carroll, ds
17 Josh Morgan, se/kr	58 Ryan Shuman, c
18 Brandon Flowers, cb	59 Barry Booker, dt
19 Josh Hyman, se/kr	61 Reggie Butler, og
20 Mike Imoh, tb/kr	66 Will Montgomery, c/og
21 Ryan Hash, cb	67 Nick Marshman, og
22 Robert Parker, fs	68 Mason Baggett, ot
23 Nic Schmitt, p	69 Danny McGrath, c
25 D.J. Parker, fs	71 Tim Sandidge, dt
27 Justin Hamilton, fs	72 Jason Murphy, og
28 Branden Ore, tb	74 Brandon Frye, ot
29 Chad Grimm, lb	75 Kory Robertson, dt
30 Cary Wade, rov	76 Duane Brown, ot
31 Brenden Hill, rov/fs	77 Brandon Gore, og
32 Cedric Humes, tb	81 Justin Harper, flk
33 Brett Warren, lb	82 Jeremy Gilchrist, flk
34 George Bell, tb	86 Omar Hashish, de
35 Stevie Ray Lloyd, lb	87 David Clowney, se
36 Aaron Rouse, rov	90 Jeff King, te
37 Jesse Allen, fb	91 Orion Martin, de
39 Carlton Weatherford, fb	92 Jud Dunlevy, pk
40a Blake Warren, lb	96 Noland Burchette, de
40b John Hedge, pk	<b>97 Brent Bowden, p</b>
41 Jordan Trott, te	98 Jared Develli, pk
42 James Anderson, lb	99 Carlton Powell, dt

**BOLDED PLAYERS  
SIGNIFY TRUE FRESHMAN**

---

## The Last Time ...

### TEAM

Scored 90+ points ..... 99, vs. Emory & Henry, 1919  
 Scored 80-89 points ..... 86, vs. Roanoke College, 1905  
 Scored 70-79 points ..... 77, vs. Akron, 1995  
 Scored 60-69 points ..... 62, vs. Florida A&M, 2004  
**Scored 50-59 points ..... 52, @ Virginia, 2005**  
**Scored 40-49 points ..... 45, vs. Ohio, 2005**  
**Back-to-back 40+ games ..... vs. Ohio (45), vs. GT (51), 2005**  
 Rushed for 500+ yards ..... 500, @ Pittsburgh, 1993  
 Rushed for 400-499 yards ..... 453, vs. Akron, 1995  
**Rushed for 300-399 yards ..... 333, @ Virginia, 2005**  
**Rushed for 200-299 yards ..... 277, vs. North Carolina, 2005**  
 Passed for 500+ yards ..... 504, @ Syracuse, 2002  
 Passed for 400-499 yards ..... 408, @ Wake Forest, 1972  
 Passed for 300-399 yards ..... 304, @ Georgia Tech, 2004  
**Passed for 200-299 yards ..... 280, vs. Boston College, 2005**  
**Rushed/Passed for 200+ yards ..... vs. Boston College, 2005**  
     **212 rush, 280 pass**  
 Had 600+ yards in total offense ..... 606, vs. UConn, 2001  
**Had 500-599 yards in total offense ..... 503, @ Virginia, 2005**  
 Scored on first offensive play ..... vs. Florida A&M, 2004  
     David Clowney 16 TD pass from Bryan Randall  
 Won on final offensive play ..... @ West Virginia, 1999  
     Shayne Graham 44 FG  
 Lost on final offensive play ..... vs. Cal, 2003  
     Tyler Fredrickson 35 FG  
 Won in overtime ..... 24-23, @ Temple, 2003  
 Recorded a safety ..... @ Georgia Tech, 2004  
**Recorded two defensive TDs ..... vs. Georgia Tech, 2005**  
 Zero punts in a game ..... vs. Florida A&M, 2004  
**Zero sacks allowed in a game ..... @ Virginia, 2005**  
**Recorded a shutout ..... vs. Ohio, 2005**  
 Held opp. to 0 yards or less rushing ..... -28, vs. Arkansas St., 1997  
**Blocked two kicks in a game ..... vs. North Carolina, 2005**  
**Scored special teams TD ..... vs. Georgia Tech, 2005**  
**Scored defensive & special teams TD ..... vs. Georgia Tech, 2005**

### INDIVIDUAL

Rushed for 200+ yards ..... 243, Mike Imoh, @ UNC, 2004  
 Rushed for 150-199 yards ..... 153, Kevin Jones, vs. Cal, 2003  
**Two players rushed for 100 yards ..... North Carolina, 2005**  
     **(Cedric Humes, 134 yds. & Branden Ore, 104 yds.)**  
 Three players rushed for 100 yards ..... @ South Carolina, 1974  
     Phil Rogers (120), Roscoe Coles (111) & George Heath (104)  
 Had 40+ carries ..... 42, Cyrus Lawrence, vs. Memphis St., 1981  
 Had 30-39 carries ..... 32, Mike Imoh, @ North Carolina, 2004  
**Had 20-29 carries ..... 20, Cedric Humes, North Carolina, 2005**  
 Rushed for 6 TDs ..... Tommy Francisco, vs. VMI, 1966  
 Rushed for 5 TDs ..... Lee Suggs, @ UCF, 2000  
 Rushed for 4 TDs ..... Kevin Jones, @ Pittsburgh, 2003  
**Rushed for 3 TDs ..... Cedric Humes, @ Virginia, 2005**  
**Rushed for 2 TDs ..... Cedric Humes, North Carolina, 2005**  
 Passed for 500+ yards ..... 504, Bryan Randall, @ Syracuse, 2002  
 Passed for 300-499 yards ..... 304, Bryan Randall, @ GT, 2004  
**Passed for 200-299 yards ..... 280, Marcus Vick, vs. BC, 2005**  
 Passed for 5 TDs ..... Bryan Randall, @ Syracuse, 2002  
 Passed for 4 TDs ..... Bryan Randall, vs. Florida A&M, 2004  
**Passed for 3 TDs ..... Marcus Vick, @ Duke, 2005**  
**Passed for 2 TDs ..... Marcus Vick, @ Virginia, 2005**  
 Had 50+ pass attempts ..... 50, Will Furrer, @ Oklahoma, 1991  
 Had 40-49 pass attempts ..... 42, Jim Druckenmiller, vs. BC, 1995

Had 30-39 pass attempts ..... 38, Bryan Randall, vs. Auburn, 2005  
**Had 20-29 pass attempts ..... 21, Marcus Vick, @ Virginia, 2005**  
 Had 30+ pass completions ..... 34, Don Strock, vs. Houston, 1972  
**Had 20-29 pass comps ..... 22, Marcus Vick, vs. BC, 2005**  
**QB rush/pass for 100 yards ..... Marcus Vick, @ Maryland, 2005**  
     **(133 rush, 211 pass)**  
 Had 10+ receptions ..... 13, Nick Cullen, vs. Southern Miss, 1990  
 Had 250+ yards receiving .... 279, Ernest Wilford, @ Syracuse, 2002  
 Had 200-249 yards rec. .... 213, Ricky Scales, @ Wake Forest, 1972  
 Had 100+ yards receiving ..... 126, Josh Morgan, vs. Auburn, 2005  
 Had 4 TD receptions ..... Ernest Wilford @ Syracuse, 2002  
 Had 3 TD receptions ..... Antonio Freeman, vs. Temple, 1993  
 Had 2 TD receptions ..... Josh Morgan, vs. Auburn, 2005  
 Intercepted 3 passes ..... Garnell Wilds, @ Syracuse, 2002  
**Intercepted 2 passes ..... Aaron Rouse, @ Virginia, 2005**  
 Returned a KO for TD ..... Mike Imoh, vs. UConn, 2003  
 Returned punt for TD ..... DeAngelo Hall, vs. Cal, 2003  
**Returned an INT for TD ..... Vince Hall, vs. BC, 2005**  
**Returned a fumble for TD ..... Vince Hall, vs. Marshall, 2005**  
 Returned blocked punt for TD ..... Chris Clifton, vs. UConn, 2003  
**Returned blocked FG for TD ..... D.J. Parker, vs. GT, 2005**  
 Returned blocked PAT for 2 pts.. Ronyell Whitaker, @ Rutgers, 1999  
 Blocked an extra point ..... David Pugh, vs. Pittsburgh, 2000  
**Blocked a FG ..... Darryl Tapp, vs. North Carolina, 2005**  
**Blocked a punt ..... Macho Harris, vs. North Carolina, 2005**  
 Scored a def. and special teams TD in a game ..... DeAngelo Hall  
     vs. Arkansas St., 2002 (49-yd. INT & 69-yd. PR)  
 Returned two punts for TDs ..... DeAngelo Hall  
     vs. Syracuse, 2003 (58 & 60 yds.)  
 2-point conversion ..... @ Georgia Tech, 2004  
     Richard Johnson pass from Bryan Randall  
 Made 6 FGs ..... Mickey Thomas, vs. Vanderbilt, 1989  
 Made 5 FGs ..... Chris Kinzer, vs. Vanderbilt, 1996  
 Made 4 FGs ..... Brandon Pace, vs. WVU, 2004  
**Made 3 FGs ..... Brandon Pace, vs. Boston College, 2005**  
 Kicked a 60+ FG ..... 61, Wayne Lattimer, vs. Florida St., 1975  
 Kicked a 50-59 FG ..... 52, Shayne Graham, @ Pittsburgh, 1999  
**Kicked a 40-49 FG ... 44, Brandon Pace, vs. North Carolina, 2005**  
 Kicked a 70+ punt ..... 75, Jimmy Kibble, @ Pittsburgh, 1997  
**Kicked a 60-69 punt ..... 60, Nic Schmitt, @ Maryland, 2005**



Kevin Jones

Virginia Tech Football  
Virginia Tech Game Results (as of Nov 27, 2005)

RECORD:	OVERALL	HOME	AWAY	NEUTRAL
ALL GAMES	10-1-0	5-1-0	5-0-0	0-0-0
CONFERENCE	7-1-0	3-1-0	4-0-0	0-0-0
NON-CONFERENCE	3-0-0	2-0-0	1-0-0	0-0-0

Date	Opponent	Score	Attend
* Sep 04, 2005	at NC State	W 20-16	57500
* Sep 10, 2005	at Duke	W 45-0	25014
Sep 17, 2005	OHIO	W 45-0	65115
* Sep 24, 2005	#15 GEORGIA TECH	W 51-7	65115
Oct 01, 2005	at West Virginia	W 34-17	60193
Oct 08, 2005	MARSHALL	W 41-14	65115
* Oct 20, 2005	at Maryland	W 28-9	54838
* Sep 27, 2005	#13 BOSTON COLLEGE	W 30-10	65115
* Nov 05, 2005	#5 MIAMI	L 7-27	65115
* Nov 19, 2005	at Virginia	W 52-14	63344
* Nov 26, 2005	NORTH CAROLINA	W 30-3	65115
# Dec 03, 2005	vs Florida State	8:00 PM	
* - Atlantic Coast Conference Game			
# - ACC Championship Game			

RUSHING	GP	Att	Gain	Loss	Net	Avg	TD	Long	Avg/G
Cedric Humes	10	135	651	19	632	4.7	10	41	63.2
Branden Ore	10	93	585	1	584	6.3	6	45	58.4
Mike Imoh	8	103	446	31	415	4.0	4	23	51.9
Marcus Vick	11	117	548	189	359	3.1	4	38	32.6
George Bell	9	42	198	6	192	4.6	2	27	21.3
Eddie Royal	11	9	70	0	70	7.8	1	17	6.4
Jeremy Gilchrist	10	1	14	0	14	14.0	0	14	1.4
John Candelas	11	3	12	0	12	4.0	0	7	1.1
Josh Morgan	11	1	3	0	3	3.0	0	3	0.3
Cory Holt	6	3	7	6	1	0.3	0	7	0.2
Josh Hyman	11	1	1	0	1	1.0	0	1	0.1
Nic Schmitt	11	1	0	13	-13	-13.0	0	0	-1.2
TEAM	11	11	0	19	-19	-1.7	0	0	-1.7
Total.....	11	520	2535	284	2251	4.3	27	45	204.6
Opponents.....	11	348	1347	307	1040	3.0	5	44	94.5

PASSING	G	Effic	Att-Cmp-Int	Pct	Yds	TD	Lng	Avg/G
Marcus Vick	11	150.01	140-216-9	64.8	1855	14	52	168.6
Cory Holt	6	116.83	4-12-0	33.3	80	1	38	13.3
Total.....	11	148.26	144-228-9	63.2	1935	15	52	175.9
Opponents.....	11	88.41	156-315-16	49.5	1564	7	59	142.2

RECEIVING	G	No.	Yds	Avg	TD	Long	Avg/G
David Clowney	11	28	515	18.4	3	52	46.8
Josh Morgan	11	21	343	16.3	3	37	31.2
Eddie Royal	11	21	271	12.9	2	42	24.6
Jeff King	11	20	230	11.5	5	28	20.9
Justin Harper	11	13	198	15.2	0	43	18.0
Josh Hyman	11	11	153	13.9	0	35	13.9
John Kinzer	11	7	87	12.4	1	38	7.9
Cedric Humes	10	7	37	5.3	0	12	3.7
Mike Imoh	8	6	36	6.0	0	15	4.5
Branden Ore	10	5	36	7.2	0	13	3.6
Jordan Trott	11	2	10	5.0	0	6	0.9
Jesse Allen	11	2	10	5.0	1	7	0.9
Jeremy Gilchrist	10	1	9	9.0	0	9	0.9
Total.....	11	144	1935	13.4	15	52	175.9
Opponents.....	11	156	1564	10.0	7	59	142.2

PUNTING	No.	Yds	Avg	Long	TB	FC	I20	Blkd
Nic Schmitt	39	1652	42.4	65	8	4	13	0
Total.....	39	1652	42.4	65	8	4	13	0
Opponents.....	71	2968	41.8	55	3	11	9	1

TEAM STATISTICS	VT	OPP
SCORING	383	117
Points Per Game	34.8	10.6
FIRST DOWNS	237	144
Rushing	133	67
Passing	90	67
Penalty	14	10
RUSHING YARDAGE	2251	1040
Yards gained rushing	2535	1347
Yards lost rushing	284	307
Rushing Attempts	520	348
Average Per Rush	4.3	3.0
Average Per Game	204.6	94.5
TDs Rushing	27	5
PASSING YARDAGE	1935	1564
Att-Comp-Int	228-144-9	315-156-16
Average Per Pass	8.5	5.0
Average Per Catch	13.4	10.0
Average Per Game	175.9	142.2
TDs Passing	15	7
TOTAL OFFENSE	4186	2604
Total Plays	748	663
Average Per Play	5.6	3.9
Average Per Game	380.5	236.7
KICK RETURNS: #-YARDS	16-294	41-829
PUNT RETURNS: #-YARDS	41-372	12-84
INT RETURNS: #-YARDS	16-241	9-65
KICK RETURN AVERAGE	18.4	20.2
PUNT RETURN AVERAGE	9.1	7.0
INT RETURN AVERAGE	15.1	7.2
FUMBLES-LOST	21-7	15-7
PENALTIES-YARDS	57-461	74-588
Average Per Game	41.9	53.5
PUNTS-YARDS	39-1652	71-2968
Average Per Punt	42.4	41.8
Net punt average	36.1	35.7
TIME OF POSSESSION/GAME	32:03	27:57
3RD-DOWN CONVERSIONS	58/136	52/158
3rd-Down Pct	43%	33%
4TH-DOWN CONVERSIONS	8/13	7/12
4th-Down Pct	62%	58%
SACKS BY-YARDS	32-186	25-159
MISC YARDS	20	5
TOUCHDOWNS SCORED	48	13
FIELD GOALS-ATTEMPTS	16-19	9-15
PAT-ATTEMPTS	47-48	12-12
ATTENDANCE	390690	260889
Games/Avg Per Game	6/65115	5/52178
Neutral Site Games		0/0

SCORE BY QUARTERS	1st	2nd	3rd	4th	Total
Virginia Tech	68	99	134	82	383
Opponents	10	47	37	23	117

## Virginia Tech Football

## Virginia Tech Overall Individual Statistics (as of Nov 20, 2005)

PUNT RETURNS						INTERCEPTIONS					
No.	Yds	Avg	TD	Long		No.	Yds	Avg	TD	Long	
Eddie Royal	27	227	8.4	0	29	Aaron Rouse	4	52	13.0	0	25
Josh Morgan	9	105	11.7	0	44	Justin Hamilton	3	60	20.0	0	46
Mike Imoh	4	35	8.8	0	23	Vince Hall	2	13	6.5	1	13
TEAM	1	5	5.0	0	5	Roland Minor	2	37	18.5	1	23
Total.....	41	372	9.1	0	44	Xavier Adibi	2	50	25.0	1	25
Opponents.....	12	84	7.0	0	18	Jimmy Williams	1	0	0.0	0	0
						James Anderson	1	0	0.0	0	0
						Chris Ellis	1	29	29.0	1	29
						Total.....	16	241	15.1	4	46
						Opponents.....	9	65	7.2	0	23

KICK RETURNS						FUMBLE RETURNS					
No.	Yds	Avg	TD	Long		No.	Yds	Avg	TD	Long	
Eddie Royal	8	175	21.9	0	36	Vince Hall	1	15	15.0	1	15
Mike Imoh	4	59	14.8	0	20	D.J. Parker	1	5	5.0	0	5
Josh Morgan	2	22	11.0	0	12	Total.....	2	20	10.0	1	15
Jordan Trott	1	8	8.0	0	8	Opponents.....	1	5	5.0	1	5
David Clowney	1	30	30.0	0	30						
Total.....	16	294	18.4	0	36						
Opponents.....	41	829	20.2	0	43						

SCORING	TD	PATs				Pass	DXP	Saf	Points
		FGs	Kick	Rush	Rcv				
Brandon Pace	0	16-19	47-48	0-0	0	0-0	0	0	95
Cedric Humes	10	0-0	0-0	0-0	0	0-0	0	0	60
Branden Ore	6	0-0	0-0	0-0	0	0-0	0	0	36
Jeff King	5	0-0	0-0	0-0	0	0-0	0	0	30
Marcus Vick	4	0-0	0-0	0-0	0	0-0	0	0	24
Mike Imoh	4	0-0	0-0	0-0	0	0-0	0	0	24
David Clowney	3	0-0	0-0	0-0	0	0-0	0	0	18
Josh Morgan	3	0-0	0-0	0-0	0	0-0	0	0	18
Eddie Royal	3	0-0	0-0	0-0	0	0-0	0	0	18
George Bell	2	0-0	0-0	0-0	0	0-0	0	0	12
Vince Hall	2	0-0	0-0	0-0	0	0-0	0	0	12
Jesse Allen	1	0-0	0-0	0-0	0	0-0	0	0	6
D.J. Parker	1	0-0	0-0	0-0	0	0-0	0	0	6
Chris Ellis	1	0-0	0-0	0-0	0	0-0	0	0	6
John Kinzer	1	0-0	0-0	0-0	0	0-0	0	0	6
Roland Minor	1	0-0	0-0	0-0	0	0-0	0	0	6
Xavier Adibi	1	0-0	0-0	0-0	0	0-0	0	0	6
Total.....	48	16-19	47-48	0-0	0	0-0	0	0	383
Opponents.....	13	9-15	12-12	0-0	0	0-1	0	0	117

TOTAL OFFENSE	G	Plays	Rush	Pass	Total	Avg/G
Marcus Vick	11	333	359	1855	2214	201.3
Cedric Humes	10	135	632	0	632	63.2
Branden Ore	10	93	584	0	584	58.4
Mike Imoh	8	103	415	0	415	51.9
George Bell	9	42	192	0	192	21.3
Cory Holt	6	15	1	80	81	13.5
Eddie Royal	11	9	70	0	70	6.4
Jeremy Gilchrist	10	1	14	0	14	1.4
John Candelas	11	3	12	0	12	1.1
Josh Morgan	11	1	3	0	3	0.3
Josh Hyman	11	1	1	0	1	0.1
Nic Schmitt	11	1	-13	0	-13	-1.2
TEAM	11	11	-19	0	-19	-1.7
Total.....	11	748	2251	1935	4186	380.5
Opponents.....	11	663	1040	1564	2604	236.7

FG SEQUENCE	Virginia Tech	OPPONENTS
NC State	(44),(28)	(33),(27),(35)
Duke	44,(31)	-
Ohio	(35)	36
Georgia Tech	(40),(29),(25)	[35],43
West Virginia	(35),(41)	(21)
Marshall	(19),(23)	-
Maryland	20	(38),38,47
Boston College	(26),(32),(31),31	(26)
Miami	-	(27),(24)
Virginia	(32)	-
North Carolina	(44)	[33],[25]

FIELD GOALS	FGM-FGA	Pct	01-19	20-29	30-39	40-49	50-99	Lg	Blk
Brandon Pace	16-19	84.2	1-1	5-6	6-7	4-5	0-0	44	0

Numbers in (parentheses) indicate field goal was made.  
Numbers in [brackets] indicate field goal was blocked.

ALL PURPOSE	G	Rush	Rec	PR	KOR	IR	Tot	Avg/G
Eddie Royal	11	70	271	227	175	0	743	67.5
Cedric Humes	10	632	37	0	0	0	669	66.9
Branden Ore	10	584	36	0	0	0	620	62.0
David Clowney	11	0	515	0	30	0	545	49.5
Mike Imoh	8	415	36	35	59	0	545	68.1
Josh Morgan	11	3	343	105	22	0	473	43.0
Marcus Vick	11	359	0	0	0	0	359	32.6
Jeff King	11	0	230	0	0	0	230	20.9
Justin Harper	11	0	198	0	0	0	198	18.0
George Bell	9	192	0	0	0	0	192	21.3
Josh Hyman	11	1	153	0	0	0	154	14.0
John Kinzer	11	0	87	0	0	0	87	7.9
Justin Hamilton	11	0	0	0	0	60	60	5.5
Aaron Rouse	11	0	0	0	0	52	52	4.7
Xavier Adibi	11	0	0	0	0	50	50	4.5
Roland Minor	11	0	0	0	0	37	37	3.4
Chris Ellis	11	0	0	0	0	29	29	2.6
Jeremy Gilchrist	10	14	9	0	0	0	23	2.3
Jordan Trott	11	0	10	0	8	0	18	1.6
Vince Hall	11	0	0	0	0	13	13	1.2
John Candelas	11	12	0	0	0	0	12	1.1
Jesse Allen	11	0	10	0	0	0	10	0.9
Cory Holt	6	1	0	0	0	0	1	0.2
Nic Schmitt	11	-13	0	0	0	0	-13	-1.2
TEAM	11	-19	0	5	0	0	-14	-1.3
Total.....	11	2251	1935	372	294	241	5093	463.0
Opponents.....	11	1040	1564	84	829	65	3582	325.6

**POINTS OFF TURNOVERS**

VT	Total	NCSU	DUKE	OHIO	GT	WVU	MU	MD	BC	UM	UVA	UNC	FSU
Opp. TOs	22	0	1	3	3	2	2	2	2	1	3	1	
<b>Points</b>	<b>94</b>	<b>0</b>	<b>7</b>	<b>21</b>	<b>14</b>	<b>14</b>	<b>7</b>	<b>0</b>	<b>7</b>	<b>0</b>	<b>21</b>	<b>3</b>	

**Opponents**

VT TOs	16	0	1	0	0	0	1	4	1	6	1	2	
<b>Points</b>	<b>30</b>	<b>0</b>	<b>0</b>	<b>0</b>	<b>0</b>	<b>0</b>	<b>0</b>	<b>3</b>	<b>0</b>	<b>17</b>	<b>7</b>	<b>3</b>	

**ON THE MOVE**

Quarterback	Drives		Drives Ended By							Points	Pts.	Drive
	Started	TD	FG	FGA	Punt	Downs	TO	Clock	Safety	Scored	Drive	Efficiency
Vick	118	42	15	18	35	2	15	6	0	328	2.78	48.3%
Glennon	0	0	0	0	0	0	0	0	0	0	0.00	0.0%
Holt	12	2	1	1	4	2	0	3	0	17	1.42	25.0%
Throckmorton	1	0	0	0	0	0	0	1	0	0	0.00	0.0%
VT Offense	131	44	16	19	39	4	15	10	0	345	2.63	45.8%
Opp. Offense	132	12	8	14	72	5	20	9	0	107	0.81	15.2%

**KICKOFFS**

No.	Yds	Avg	TB	OB	Retn	Net	YdLn	Avg. Depth	Avg. Drive Start
Jared Develli	62	3902	62.9	28	0			2.3-yd. line (144)	21.9-yd. line (1355)
Jud Dunlevy	12	751	62.6	5	0			2.4-yd. line (29)	22.1-yd. line (265)
Total.....	74	4653	62.9	33	0	829	42.8	22	
Opponents.....	30	1851	61.7	13	0	294	43.2	21	

**KICKOFF RETURNS** (20 yards added to average drive started total for touchbacks)

Player	No.	Ret.	FC	OB	TB	O-S	Avg. Depth	Avg. Drive Start
Deep Men	29	15	1	0	13	0	3.2-yd. line (92)	22.0yd. line (638)
Other	1	1	0	0	0	1	33-yd. line (66)	37-yd. line (74)
Team	30	16	1	0	13	1	5.3-yd. line (158)	23.7-yd. line (712)

**Virginia Tech Football**  
**Virginia Tech Overall Defensive Statistics (as of Nov 20, 2005)**

DEFENSIVE LEADERS	GP	-----Tackles-----			TFL/Yds	-Sacks-	-----Pass Def-----			-Fumbles-		Blkd	
		Solo	Ast	Total			Int-Yds	BrUp	QBH	Rcv-Yds	FF	Kick	Saf
9 Vince Hall	11	36	60	96	7.5-17	2.0-8	2-13	6	14	1-15	.	.	.
42 James Anderson	11	37	38	75	8.0-35	3.0-7	1-0	4	3	.	1	.	.
36 Aaron Rouse	11	30	33	63	3.5-6	.	4-52	5	.	1-0	1	.	.
11 Xavier Adibi	11	22	39	61	6.0-15	3.0-7	2-50	4	4	.	.	.	.
55 Darryl Tapp	11	22	19	41	10.5-66	9.0-55	.	3	34	.	3	1	.
2 Jimmy Williams	11	19	19	38	2.0-17	1.0-11	1-0	5	4	.	.	.	.
49 Chris Ellis	11	14	23	37	9.0-31	4.5-23	1-29	3	13	.	1	.	.
56 Jonathan Lewis	11	14	19	33	6.5-44	4.0-36	.	2	19	.	.	.	.
71 Tim Sandidge	11	12	20	32	4.0-17	2.0-14	.	.	5	.	.	.	.
25 D.J. Parker	11	10	20	30	.	.	.	2	.	1-5	.	.	.
15 Roland Minor	11	17	12	29	0.5-1	.	2-37	2	.	1-0	.	.	.
27 Justin Hamilton	11	10	16	26	1.5-3	.	3-60	4	.	.	.	.	.
96 Noland Burchette	11	7	15	22	2.5-17	2.0-17	.	.	16	1-0	1	.	.
91 Orion Martin	11	9	12	21	1.5-6	0.5-2	.	3	7	.	.	.	.
18 Brandon Flowers	11	10	6	16	1.5-6	.	.	3	.	.	.	.	.
31 Brenden Hill	8	5	9	14	.	.	.	.	.	.	.	.	.
30 Cary Wade	11	6	8	14	.	.	.	.	.	.	.	.	.
33 Brett Warren	11	1	12	13	1.0-5	.	.	.	.	.	.	.	.
59 Barry Booker	11	2	11	13	2.0-9	.	.	.	4	1-0	.	.	.
40 Blake Warren	11	4	8	12	.	.	.	1	.	.	.	.	.
99 Carlton Powell	11	3	8	11	1.0-6	0.5-4	.	.	3	.	.	.	.
1 Victor Harris	11	5	5	10	.	.	.	2	.	.	.	1	.
41 Jordan Trott	11	3	3	6	.	.	.	.	.	.	.	.	.
45 Purnell Sturdivant	11	2	3	5	.	.	.	.	.	.	.	.	.
21 Ryan Hash	11	2	3	5	.	.	.	.	.	.	.	.	.
75 Kory Robertson	10	2	3	5	0.5-1	.	.	.	4	.	.	.	.
13 Corey Gordon	11	1	3	4	.	.	.	1	.	.	.	.	.
90 Jeff King	11	3	.	3	.	.	.	.	.	.	.	1	.
48 Cory Price	6	1	1	2	.	.	.	.	.	1-0	.	.	.
86 Omar Hashish	4	.	2	2	0.5-2	0.5-2	.	.	.	.	.	.	.
17 Josh Morgan	11	2	.	2	.	.	.	.	.	.	.	.	.
98 Jared Develli	11	1	1	2	.	.	.	.	.	.	.	.	.
4 Eddie Royal	11	2	.	2	.	.	.	.	.	.	.	.	.
20 Mike Imoh	8	1	.	1	.	.	.	.	.	.	.	.	.
23 Nic Schmitt	11	.	1	1	.	.	.	.	.	.	.	.	.
46 Brandon Pace	11	.	1	1	.	.	.	.	.	.	.	.	.
34 George Bell	9	1	.	1	.	.	.	.	.	.	.	.	.
29 Chad Grimm	4	.	1	1	.	.	.	.	.	.	.	.	.
6 Andrew Bowman	3	.	1	1	0.5-1	.	.	.	.	.	.	.	.
35 Stevie Ray Lloyd	4	.	1	1	.	.	.	.	.	.	.	.	.
53 Nick Leeson	11	.	1	1	.	.	.	.	.	.	.	.	.
47 Theodore Miller	2	.	1	1	.	.	.	.	.	.	.	.	.
90 Greg Kezmarsky	2	1	.	1	.	.	.	.	.	.	.	.	.
Total.....	11	317	438	755	70-305	32-186	16-241	50	130	7-20	7	3	.
Opponents.....	11	417	444	861	65.5-247	25-159	9-65	27	15	7-5	8	.	.

**Virginia Tech Football**  
**Virginia Tech Game Superlatives (as of Nov 20, 2005)**

**INDIVIDUAL GAME HIGHS**

Rushes	22	Cedric Humes at West Virginia (Oct 01, 2005)
Yards Rushing	146	Branden Ore vs Marshall (Oct 08, 2005)
TD Rushes	3	Cedric Humes at Virginia (Nov 19, 2005)
Long Rush	45	Branden Ore vs Marshall (Oct 08, 2005)
Pass attempts	28	Marcus Vick vs Boston College (Oct 27, 2005)
Pass completions	22	Marcus Vick vs Boston College (Oct 27, 2005)
Yards Passing	280	Marcus Vick vs Boston College (Oct 27, 2005)
TD Passes	3	Marcus Vick at Duke (Sep 10, 2005)
Long Pass	52	Marcus Vick vs Ohio (Sep 17, 2005)
Receptions	6	Eddie Royal at West Virginia (Oct 01, 2005)
Yards Receiving	76	David Clowney at Maryland (Oct 20, 2005)
TD Receptions	1	David Clowney at NC State (Sep 04, 2005)
		Josh Morgan at Duke (Sep 10, 2005)
		David Clowney at Duke (Sep 10, 2005)
		Jeff King at Duke (Sep 10, 2005)
		Jesse Allen vs Ohio (Sep 17, 2005)
		John Kinzer vs Ohio (Sep 17, 2005)
		Jeff King vs Ohio (Sep 17, 2005)
		Jeff King vs Georgia Tech (Sep 24, 2005)
		Eddie Royal at West Virginia (Oct 01, 2005)
		Jeff King at West Virginia (Oct 01, 2005)
		David Clowney vs Marshall (Oct 08, 2005)
		Josh Morgan vs Boston College (Oct 27, 2005)
		Eddie Royal at Virginia (Nov 19, 2005)
		Josh Morgan at Virginia (Nov 19, 2005)
		Jeff King vs North Carolina (Nov 26, 2005)
Long Reception	52	David Clowney vs Ohio (Sep 17, 2005)
Field Goals	3	Brandon Pace vs Georgia Tech (Sep 24, 2005)
		Brandon Pace vs Boston College (Oct 27, 2005)
Long Field Goal	44	Brandon Pace at NC State (Sep 04, 2005)
		Brandon Pace vs North Carolina (Nov 26, 2005)
Punts	6	Nic Schmitt at NC State (Sep 04, 2005)
		Nic Schmitt vs Georgia Tech (Sep 24, 2005)
Punting Avg	52.0	Nic Schmitt vs Marshall (Oct 08, 2005)
Long Punt	65	Nic Schmitt vs Marshall (Oct 08, 2005)
Long Punt Return	44	Josh Morgan at Duke (Sep 10, 2005)
Long Kickoff Return	36	Eddie Royal vs Georgia Tech (Sep 24, 2005)
Tackles	14	Vince Hall at Maryland (Oct 20, 2005)
Sacks	2.0	Darryl Tapp at Duke (Sep 10, 2005)
		Jonathan Lewis at Maryland (Oct 20, 2005)
		Darryl Tapp vs Boston College (Oct 27, 2005)
		Darryl Tapp at Virginia (Nov 19, 2005)
		Darryl Tapp vs North Carolina (Nov 26, 2005)
Tackles For Loss	2.5	Darryl Tapp at Virginia (Nov 19, 2005)
Interceptions	2	Aaron Rouse at NC State (Sep 04, 2005)
		Aaron Rouse at Virginia (Nov 19, 2005)

**Virginia Tech Football**  
**Virginia Tech Game Superlatives (as of Nov 20, 2005)**

**TEAM GAME HIGHS**

Rushes	55	at Virginia (Nov 19, 2005)
Yards Rushing	333	at Virginia (Nov 19, 2005)
Yards Per Rush	6.1	at Virginia (Nov 19, 2005)
TD Rushes	5	at Virginia (Nov 19, 2005)
Pass attempts	28	vs Boston College (Oct 27, 2005)
Pass completions	22	vs Boston College (Oct 27, 2005)
Yards Passing	280	vs Boston College (Oct 27, 2005)
Yards Per Pass	13.5	vs Ohio (Sep 17, 2005)
TD Passes	3	at Duke (Sep 10, 2005) vs Ohio (Sep 17, 2005)
Total Plays	81	vs Boston College (Oct 27, 2005)
Total Offense	503	at Virginia (Nov 19, 2005)
Yards Per Play	7.0	at Maryland (Oct 20, 2005)
Points	52	at Virginia (Nov 19, 2005)
Sacks By	5	at Duke (Sep 10, 2005)
First Downs	26	vs Boston College (Oct 27, 2005) at Virginia (Nov 19, 2005)
Penalties	9	vs North Carolina (Nov 26, 2005)
Penalty Yards	74	vs North Carolina (Nov 26, 2005)
Turnovers	6	vs Miami (Nov 05, 2005)
Interceptions By	2	at NC State (Sep 04, 2005) vs Ohio (Sep 17, 2005) vs Georgia Tech (Sep 24, 2005) at Maryland (Oct 20, 2005) vs Boston College (Oct 27, 2005) at Virginia (Nov 19, 2005)

## *Offensive Individual Career Game Highs*

**THROWERS****Marcus Vick (QB)**

Att.	28	..... BC, 2005
Comp.	22	..... BC, 2005
Yds.	280	..... BC, 2005
TDs	3	..... DU, 2005
INTs	3	..... MD, 2005
Long	52	..... OU, 2005

**Sean Glennon (QB)**

Att.	7	..... FAMU, 2004
Comp.	4	..... twice
Yds.	79	..... WMU, 2004
TDs	2	..... WMU, 2004
INTs	0	
Long	34	..... WMU, 2004

**Cory Holt (QB)**

Att.	4	..... GT, 2005
Comp.	2	..... OU, 2005
Yds.	57	..... OU, 2005
TDs	1	..... OU, 2005
INTs	0	
Long	38	..... OU, 2005

**RUNNERS****Mike Imoh (TB)**

Att.	32	..... UNC, 2004
Yds.	243	..... UNC, 2004
TDs	2	..... twice
Long	47	..... UNC, 2004

**Cedric Humes (TB)**

Att.	27	..... Miami, 2004
Yds.	134	..... UNC, 2005
TDs	3	..... twice
Long	58	..... UConn, 2003

**George Bell (TB)**

Att.	12	..... UVa, 2005
Yds.	74	..... UVa, 2005
TDs	1	..... twice in 2005
Long	27	..... UVa, 2005

**Branden Ore (TB)**

Att.	19	..... MU, 2005
Yds.	144	..... MU, 2005
TDs	2	..... UVa, 2005
Long	45	..... MU, 2005

**Marcus Vick (QB)**

Att.	17	..... UM, 2005
Yds.	133	..... MD, 2005
TDs	1	..... four times
Long	38	..... MD, 2005

**CATCHERS****Eddie Royal (WR)**

Rec.	6	..... twice
Yds.	91	..... GT, 2004
TDs	1	..... five times
Long	80	..... GT, 2004

**Josh Hyman (WR)**

Rec.	5	..... twice
Yds.	93	..... UVa, 2004
TDs	2	..... UVa, 2004
Long	45	..... UVa, 2004

**Justin Harper (WR)**

Rec.	3	..... twice
Yds.	57	..... WMU, 2004
TDs	1	..... WMU, 2004
Long	43	..... BC, 2005

**Josh Morgan (WR)**

Rec.	5	..... UVa, 2005
Yds.	126	..... Auburn, 2005
TDs	2	..... Auburn, 2005
Long	80	..... Auburn, 2005

**David Clowney (WR)**

Rec.	4	..... twice
Yds.	76	..... MD, 2005
TDs	1	..... six times
Long	52	..... OU, 2005

**Jeff King (TE)**

Rec.	5	..... DU, 2005
Yds.	65	..... USC, 2004
TDs	1	..... 11 times
Long	35	..... MD, 2004

**Branden Ore (TB)**

Rec.	2	..... UM, 2005
Yds.	13	..... MU, 2005
TDs	0	
Long	13	..... MU, 2005

**Mike Imoh (TB)**

Rec.	3	..... twice
Yds.	49	..... UVa, 2003
TDs	2	..... RU, 2003
Long	43	..... UVa, 2003

**Cedric Humes (TB)**

Rec.	2	..... three times
Yds.	14	..... three times
TDs	0	
Long	14	..... twice

**John Kinzer (TE)**

Rec.	3	..... BC, 2005
Yds.	57	..... OU, 2005
TDs	1	..... three times
Long	38	..... OU, 2005

**Jeremy Gilchrist (WR)**

Rec.	1	..... WV, 2005
Yds.	9	..... WV, 2005
TDs	0	
Long	9	..... WV, 2005



2005 VIRGINIA TECH SCORING DRIVES

Qtr.	Opp.	Scoring Play	Plays-Yds.-TOP
1	NCS	Imoh 5 run (Pace)	9-80-3:26
2	NCS	FG Pace 44	5-31-2:17
3	NCS	FG Pace 28	17-88-7:46
4	NCS	Clowney 19 pass from Vick (Pace)	3-20-0:52
1	DU	King 7 pass from Vick (Pace)	7-57-3:43
1	DU	Minor 23 interception return (Pace)	-
2	DU	Morgan 37 pass from Vick (Pace)	5-69-1:56
3	DU	Clowney 35 pass from Vick (Pace)	4-52-1:56
3	DU	Bell 3 run (Pace)	11-53-4:38
4	DU	FG Pace 31	4-(-1)-1:58
4	DU	Ore 4 run (Pace)	5-34-1:27
1	OU	FG Pace 35	5-55-2:58
2	OU	Humes 1 run (Pace)	3-8-1:23
2	OU	King 28 pass from Vick (Pace)	3-32-1:00
3	OU	Allen 3 pass from Vick (Pace)	8-66-2:56
3	OU	Vick 4 run (Pace)	12-81-4:41
4	OU	Humes 33 run (Pace)	4-56-2:06
4	OU	Kinzer 38 pass from Holt (Pace)	8-96-3:06
1	GT	King 13 pass from Vick (Pace)	4-50-1:55
1	GT	Parker 78 blocked FG return (Pace)	-
2	GT	FG Pace 40	6-8-2:44
2	GT	Imoh 7 run (Pace)	6-66-1:49
3	GT	Humes 4 run (Pace)	6-75-3:08
3	GT	FG Pace 29	7-30-3:25
3	GT	Adibi 25 interception return (Pace)	-
3	GT	Ellis 29 interception return (Pace)	-
4	GT	FG Pace 25	8-52-4:20
1	WV	Vick 10 run (Pace)	5-24-2:56
1	WV	FG Pace 35	9-50-4:28
2	WV	King 9 pass from Vick (Pace)	8-68-3:38
2	WV	Royal 15 pass from Vick (Pace)	4-30-1:39
3	WV	FG Pace 41	13-53-5:29
4	WV	Humes 4 run (Pace)	10-80-5:31
1	MU	Humes 11 run (Pace)	6-64-2:37
2	MU	Ore 14 run (Pace)	11-80-4:43
3	MU	FG Pace 19	8-78-3:09
3	MU	Hall 15 fumble return (Pace)	-
3	MU	Clowney 48 pass from Vick (Pace)	3-78-1:18
3	MU	FG Pace 23	12-55-5:28
4	MU	Bell 2 run (Pace)	6-35-1:44
2	MD	Vick 8 run (Pace)	10-80-4:17
3	MD	Imoh 2 run (Pace)	8-81-3:25
4	MD	Imoh 10 run (Pace)	10-99-5:09
4	MD	Ore 4 run (Pace)	7-37-2:49
1	BC	FG Pace 26	6-66-1:51
1	BC	FG Pace 32	11-64-4:21
2	BC	Royal 15 run (Pace)	11-65-4:46
2	BC	Morgan 3 pass from Vick (Pace)	11-69-4:04
4	BC	FG Pace 31	8-32-3:23
4	BC	Hall 13 interception return (Pace)	-
4	UM	Vick 2 run (Pace)	9-47-4:02
1	UVa	Morgan 8 pass from Vick (Pace)	11-78-5:00
2	UVa	FG Pace 21	15-62-7:17
2	UVa	Humes 1 run (Pace)	1-1-0:05
2	UVa	Royal 24 pass from Vick (Pace)	6-62-2:55
3	UVa	Humes 9 run (Pace)	9-80-3:28
3	UVa	Ore 7 run (Pace)	6-32-2:35
3	UVa	Humes 3 run (Pace)	5-24-2:05
3	UVa	Ore 31 run (Pace)	6-64-1:43
2	UNC	King 1 pass from Vick (kick failed)	9-73-4:22

FIELD POSITION

	VT	Opp.
Drives Started	131	132
Cumulative Starting Yardlines	4643	2881
Average Starting Field Position	Own 35.4	Own 21.8
Times Started Inside 20	18	29
Drives Started in Plus Territory	25	10

DRIVE CHARTS

	VT	Opp.
Drives Started	131	132
Average Starting Field Position	Own 35.4	Own 21.8
Average Plays Per Drive by offense	5.7	5.0
Three-and-outs by defense	54	28
Pct. of three-and-outs by defense	40.9%	21.4%

3	UNC	Humes 1 run (Pace)	6-45-2:08
3	UNC	Ore 4 run (Pace)	8-60-3:46
3	UNC	Humes 3 run (Pace)	5-21-1:39
4	UNC	FG Pace 44	7-34-3:29

**Totals** **420-3447-185:39**  
**Average Scoring Drive** **7.3 plays-60.6 yds.**

VIRGINIA TECH SCORING

- 64 Total Scores (27 run, 16 FG, 15 pass, 5 Def., 1 ST)
- 12 First Quarter Scores (4 FG, 3 run, 3 pass, 1 Def., 1 ST)
  - 16 Second Quarter Scores (6 pass, 6 run, 4 FG)
  - 22 Third Quarter Scores (11 run, 5 FG, 3 pass, 3 Def.)
  - 14 Fourth Quarter Scores (7 run, 4 FG, 2 pass, 1 Def.)
  - 0 Overtime Drive

**Most plays in a scoring drive:** 17 - vs. NCS (17-88-7:46)  
**Longest scoring drive:** 99 yards - vs. MD (10-99-5:09)  
**Longest TOP scoring drive:** 7:46 - vs. NCS (17-88-7:46)  
**Average TOP on offensive scoring drives:** 3:12

OPPONENTS

**Most plays in a scoring drive:** 17 - UM (17-82-8:18)  
**Longest scoring drive:** 83 yards - NCS (14-83-6:01)  
**Longest TOP scoring drive:** 8:18 - UM (17-82-8:18)

**Virginia Tech Football**  
**Virginia Tech Game Superlatives (as of Nov 20, 2005)**

**OPPONENT INDIVIDUAL GAME HIGHS**

Rushes	24	Jones,C., vs Miami (Nov 05, 2005)
Yards Rushing	99	BRADSHAW, Ahmad, vs Marshall (Oct 08, 2005)
TD Rushes	2	Wali Lundy, at Virginia (Nov 19, 2005)
Long Rush	44	Morgan, D., at NC State (Sep 04, 2005)
		SLATON, Steve, at West Virginia (Oct 01, 2005)
Pass attempts	43	Davis, J., at NC State (Sep 04, 2005)
Pass completions	27	Davis, J., at NC State (Sep 04, 2005)
Yards Passing	311	Davis, J., at NC State (Sep 04, 2005)
TD Passes	2	WHITE, Pat, at West Virginia (Oct 01, 2005)
Long Pass	59	Ball, R., vs Georgia Tech (Sep 24, 2005)
Receptions	8	Hall, T., at NC State (Sep 04, 2005)
Yards Receiving	123	Johnson, C., vs Georgia Tech (Sep 24, 2005)
TD Receptions	1	Johnson, C., vs Georgia Tech (Sep 24, 2005)
		JALLOH, Dorrell, at West Virginia (Oct 01, 2005)
		VILLAGRANA, Mic, at West Virginia (Oct 01, 2005)
		SMALL, Chubb, vs Marshall (Oct 08, 2005)
		Fenner, D., at Maryland (Oct 20, 2005)
		Blackmon, W, vs Boston College (Oct 27, 2005)
		Jenkins,D., vs Miami (Nov 05, 2005)
Long Reception	59	Johnson, C., vs Georgia Tech (Sep 24, 2005)
Field Goals	3	Deraney, J., at NC State (Sep 04, 2005)
Long Field Goal	38	Ennis, D., at Maryland (Oct 20, 2005)
Punts	11	Arndt, B., vs Georgia Tech (Sep 24, 2005)
Punting Avg	45.4	Ayers, J, vs Boston College (Oct 27, 2005)
Long Punt	55	MILLER, Matthew, vs Ohio (Sep 17, 2005)
		Arndt, B., vs Georgia Tech (Sep 24, 2005)
		Ayers, J, vs Boston College (Oct 27, 2005)
Long Punt Return	18	Tribble, D, vs Boston College (Oct 27, 2005)
Long Kickoff Return	43	Blackmon, W, vs Boston College (Oct 27, 2005)
Tackles	16	Edwards, L, vs North Carolina (Nov 26, 2005)
Sacks	2.0	McIntosh,R., vs Miami (Nov 05, 2005)
		Davis, T, vs North Carolina (Nov 26, 2005)
Tackles For Loss	3.0	McIntosh,R., vs Miami (Nov 05, 2005)
Interceptions	2	Jennings,K., vs Miami (Nov 05, 2005)

**OPPONENT TEAM GAME HIGHS**

Rushes	44	vs Marshall (Oct 08, 2005)
Yards Rushing	164	vs Marshall (Oct 08, 2005)
Yards Per Rush	4.4	at West Virginia (Oct 01, 2005)
TD Rushes	2	at Virginia (Nov 19, 2005)
Pass attempts	44	at NC State (Sep 04, 2005)
Pass completions	27	at NC State (Sep 04, 2005)
Yards Passing	311	at NC State (Sep 04, 2005)
Yards Per Pass	7.4	at West Virginia (Oct 01, 2005)
TD Passes	2	at West Virginia (Oct 01, 2005)
Total Plays	73	at NC State (Sep 04, 2005)
Total Offense	438	at NC State (Sep 04, 2005)
Yards Per Play	6.0	at NC State (Sep 04, 2005)
Points	27	vs Miami (Nov 05, 2005)
Sacks By	5	vs Miami (Nov 05, 2005)
First Downs	21	at NC State (Sep 04, 2005)
Penalties	12	at NC State (Sep 04, 2005)
Penalty Yards	105	at NC State (Sep 04, 2005)
Turnovers	3	at NC State (Sep 04, 2005)
		vs Ohio (Sep 17, 2005)
		vs Georgia Tech (Sep 24, 2005)
		at Virginia (Nov 19, 2005)
Interceptions By	3	at Maryland (Oct 20, 2005)

**Virginia Tech Football  
Virginia Tech - Long Plays**

**20-YARD PLUS PLAYS**

Yards	Type	Player(s)	Opponent
*78	FGR	D.J. Parker	Georgia Tech
52	Pass	David Clowney from Marcus Vick	Ohio
*48	Pass	David Clowney from Marcus Vick	Marshall
48	Pass	David Clowney from Marcus Vick	Maryland
46	INT	Justin Hamilton	Boston College
45	Rush	Branden Ore	Marshall
44	PR	Josh Morgan	Duke
43	Pass	David Clowney from Marcus Vick	Boston College
43	Pass	Justin Harper from Marcus Vick	Boston College
42	Pass	Eddie Royal from Marcus Vick	Georgia Tech
41	Rush	Cedric Humes	Virginia
39	Rush	Cedric Humes	North Carolina
*38	Pass	John Kinzer from Cory Holt	Ohio
38	Rush	Marcus Vick	Maryland
*37	Pass	Josh Morgan from Marcus Vick	Duke
36	KR	Eddie Royal	Georgia Tech
36	PR	Josh Morgan	Duke
*35	Pass	David Clowney from Marcus Vick	Duke
35	Pass	Josh Hyman from Marcus Vick	Georgia Tech
35	Pass	David Clowney from Marcus Vick	Virginia
33	Pass	Josh Morgan from Marcus Vick	Ohio
*33	Rush	Cedric Humes	Ohio
31	Pass	David Clowney from Marcus Vick	Georgia Tech
*31	Rush	Branden Ore	Virginia
30	KR	David Clowney	Miami
*29	INT	Chris Ellis	Georgia Tech
29	PR	Eddie Royal	Boston College
29	Pass	David Clowney from Marcus Vick	West Virginia
*28	Pass	Jeff King from Marcus Vick	Ohio
28	Pass	Josh Morgan from Marcus Vick	Maryland
27	Pass	Josh Morgan from Marcus Vick	NC State
27	Rush	George Bell	Virginia
26	Rush	Branden Ore	North Carolina
25	INT	Xavier Adibi	Ohio
25	INT	Aaron Rouse	Virginia
25	Pass	Josh Morgan from Marcus Vick	Marshall
*25	INT	Xavier Adibi	Georgia Tech
25	KR	Eddie Royal	West Virginia
25	KR	Eddie Royal	Boston College
25	Pass	Justin Harper from Marcus Vick	NC State
24	KR	Eddie Royal	North Carolina
24	Rush	Marcus Vick	NC State
24	Pass	Josh Morgan from Marcus Vick	Marshall
24	KR	Eddie Royal	Maryland
*24	Pass	Eddie Royal from Marcus Vick	Virginia
23	PR	Mike Imoh	Duke
23	Rush	Marcus Vick	Maryland
23	Rush	Marcus Vick	West Virginia
23	Rush	Mike Imoh	Duke
*23	INT	Roland Minor	Duke
22	Rush	Branden Ore	Virginia
22	Pass	Justin Harper from Marcus Vick	Miami
22	Pass	David Clowney from Marcus Vick	Miami
21	Rush	Marcus Vick	Maryland
21	Pass	Josh Morgan from Marcus Vick	Maryland
21	Pass	Jeff King from Marcus Vick	Ohio
21	Pass	Josh Morgan from Marcus Vick	Virginia
20	Pass	Jeff King from Marcus Vick	West Virginia
20	KR	Mike Imoh	NC State
20	Pass	Justin Harper from Marcus Vick	Georgia Tech
20	Rush	Branden Ore	North Carolina
20	Rush	Mike Imoh	NC State
20	Pass	Jeff King from Marcus Vick	Georgia Tech
20	Pass	Josh Hyman from Marcus Vick	Boston College

\* touchdown scored on play

**LONG PLAYS BY THE NUMBERS**

Long Plays By Yards	No.	TD
100+	0	0
90-99	0	0
80-89	0	0
70-79	1	1
60-69	0	0
50-59	1	0
40-49	9	1
30-39	14	5
20-29	39	5

Long Plays By Type	No.	TD
Rushing	16	2
Passing	30	6
Punt returns	4	0
Kick returns	7	0
Interceptions	6	3
Fumble returns	0	0
Other	1	1
TOTAL	64	12

**LONGEST PLAYS OF THE YEAR**

<b>Rushing</b>	
45	Branden Ore vs Marshall (10/8/2005)
<b>Rushing Touchdown</b>	
33	Cedric Humes vs Ohio (9/17/2005)
<b>Passing</b>	
52	David Clowney from Marcus Vick vs Ohio (9/17/2005)
<b>Passing Touchdown</b>	
48	David Clowney from Marcus Vick vs Marshall (10/8/2005)
<b>Punt Return</b>	
44	Josh Morgan vs Duke (9/10/2005)
<b>Kick Return</b>	
36	Eddie Royal vs Georgia Tech (9/24/2005)
<b>Interception Return</b>	
46	Justin Hamilton vs Boston College (10/27/2005)
<b>Fumble Return</b>	
15	Vince Hall vs Marshall (10/8/2005)
<b>Field Goal Return</b>	
78	D.J. Parker vs Georgia Tech (9/24/2005)
<b>Punt</b>	
65	Nic Schmitt vs Marshall (10/8/2005)
<b>Field Goal</b>	
44	Brandon Pace vs North Carolina (11/26/2005) vs NC State (9/4/2005)



Virginia Tech Football  
Virginia Tech - Play Breakdown

RUSHING	Total			1st down			2nd down			3rd down			4th down		
	Att	Avg	TD	Att	Avg	TD	Att	Avg	TD	Att	Avg	TD	Att	Avg	TD
Cedric Humes	135	4.7	10	72	4.7	5	52	4.7	23	11	4.1	6	4	0.0	0
Mike Imoh	103	4.0	4	56	3.8	4	36	4.5	13	9	4.7	5	0	-0.5	0
Marcus Vick	93	5.5	30	26	5.7	5	31	5.6	8	32	5.8	13	2	1.8	4
Branden Ore	93	6.3	30	55	6.9	10	28	5.4	15	9	5.9	5	0	0.0	0
George Bell	42	4.6	10	17	3.6	1	18	5.9	6	6	3.5	2	0	4.0	1
TEAM	11	-1.7	0	7	-2.0	0	4	-1.2	0	0	0.0	0	0	0.0	0
Eddie Royal	9	7.8	3	6	7.3	1	2	11.5	2	1	3.0	0	0	0.0	0
John Candelas	3	4.0	1	1	1.0	0	1	4.0	0	1	7.0	1	0	0.0	0
Cory Holt	2	2.5	1	0	0.0	0	0	0.0	0	2	2.5	1	0	0.0	0
Jeremy Gilchrist	1	14.0	1	1	14.0	1	0	0.0	0	0	0.0	0	0	0.0	0
Josh Hyman	1	1.0	0	0	0.0	0	1	1.0	0	0	0.0	0	0	0.0	0
Josh Morgan	1	3.0	0	1	3.0	0	0	0.0	0	0	0.0	0	0	0.0	0
Nic Schmitt	1	-13.0	0	0	0.0	0	0	0.0	0	0	0.0	0	0	-13.0	0
TOTALS	495	4.9	133	242	4.9	28	173	5.0	67	71	5.1	33	6	-0.3	5

RUSHING	2nd-short			2nd-middle			2nd-long			3rd-short			3rd-middle			3rd-long		
	Att	Avg	TD	Att	Avg	TD	Att	Avg	TD	Att	Avg	TD	Att	Avg	TD	Att	Avg	TD
Cedric Humes	18	4.0	12	19	6.8	9	15	3.0	2	7	4.9	6	2	3	2.3	0	1	4.0
Mike Imoh	11	4.9	8	6	2.8	1	19	4.8	4	4	7.2	3	0	2	1.5	1	3	3.3
Marcus Vick	2	2.0	1	1	4.0	0	28	6.0	7	2	12.0	2	0	5	7.0	4	25	5.1
Branden Ore	10	5.2	8	11	4.6	5	7	6.7	2	3	9.3	3	0	1	10.0	1	5	3.0
George Bell	3	4.0	1	6	4.2	2	9	7.7	3	1	2.0	1	0	2	1.0	0	3	5.7
TEAM	0	0.0	0	0	0.0	0	4	-1.2	0	0	0.0	0	0	0	0.0	0	0	0.0
Eddie Royal	0	0.0	0	1	8.0	1	1	15.0	1	0	0.0	0	0	0	0.0	0	1	3.0
John Candelas	0	0.0	0	0	0.0	0	1	4.0	0	0	0.0	0	0	0	0.0	0	1	7.0
Cory Holt	0	0.0	0	0	0.0	0	0	0.0	0	0	0.0	0	0	0	0.0	0	2	2.5
Nic Schmitt	0	0.0	0	0	0.0	0	0	0.0	0	0	0.0	0	0	0	0.0	0	0	0.0
Josh Morgan	0	0.0	0	0	0.0	0	0	0.0	0	0	0.0	0	0	0	0.0	0	0	0.0
Josh Hyman	0	0.0	0	0	0.0	0	1	1.0	0	0	0.0	0	0	0	0.0	0	0	0.0
Jeremy Gilchrist	0	0.0	0	0	0.0	0	0	0.0	0	0	0.0	0	0	0	0.0	0	0	0.0
TOTALS	44	4.4	30	44	5.3	18	85	5.1	19	17	6.9	15	2	13	4.4	6	41	4.6

**Virginia Tech Football**  
**Virginia Tech - "Money" Plays**

Money plays are defined as plays resulting in first down or a touchdown

<b>MONEY RUSHERS</b>				<b>MONEY RECEPTIONS</b>					
	<b>1st</b>	<b>TD</b>	<b>No.</b>	<b>Att</b>		<b>1st</b>	<b>TD</b>	<b>No.</b>	<b>Rec</b>
Cedric Humes	35	10	41	135	David Clowney	17	3	17	28
Branden Ore	30	6	34	93	Eddie Royal	16	2	16	21
Marcus Vick	30	4	32	93	Jeff King	13	5	15	20
Mike Imoh	22	4	24	103	Josh Morgan	14	3	15	21
George Bell	10	2	12	42	Justin Harper	11	0	11	13
Eddie Royal	3	1	3	9	Josh Hyman	9	0	9	11
Jeremy Gilchrist	1	0	1	1	John Kinzer	4	1	4	7
John Candelas	1	0	1	3	Mike Imoh	2	0	2	6
Cory Holt	1	0	1	2	Branden Ore	2	0	2	5
<b>TOTALS</b>	<b>133</b>	<b>27</b>	<b>149</b>	<b>495</b>	Cedric Humes	2	0	2	7
					Jesse Allen	0	1	1	2
					<b>TOTALS</b>	<b>90</b>	<b>15</b>	<b>94</b>	<b>144</b>

<b>1ST DOWN MONEY RUSHERS</b>				<b>1ST DOWN MONEY RECEPTIONS</b>					
	<b>1st</b>	<b>TD</b>	<b>No.</b>	<b>Att</b>		<b>1st</b>	<b>TD</b>	<b>No.</b>	<b>Rec</b>
Branden Ore	10	4	12	55	David Clowney	10	1	10	14
Cedric Humes	6	5	9	72	Eddie Royal	7	0	7	10
Marcus Vick	5	1	6	26	Josh Morgan	5	1	5	9
Mike Imoh	4	1	5	56	Jeff King	4	0	4	6
Eddie Royal	1	0	1	6	John Kinzer	3	1	3	6
Jeremy Gilchrist	1	0	1	1	Justin Harper	3	0	3	4
George Bell	1	0	1	17	Josh Hyman	1	0	1	2
<b>TOTALS</b>	<b>28</b>	<b>11</b>	<b>35</b>	<b>242</b>	Cedric Humes	1	0	1	3
					<b>TOTALS</b>	<b>34</b>	<b>3</b>	<b>34</b>	<b>60</b>

<b>2ND DOWN MONEY RUSHERS</b>				<b>2ND DOWN MONEY RECEPTIONS</b>					
	<b>1st</b>	<b>TD</b>	<b>No.</b>	<b>Att</b>		<b>1st</b>	<b>TD</b>	<b>No.</b>	<b>Rec</b>
Cedric Humes	23	1	23	52	Josh Morgan	6	1	6	6
Branden Ore	15	2	17	28	Eddie Royal	6	2	6	8
Mike Imoh	13	3	14	36	Jeff King	3	3	5	6
Marcus Vick	8	1	9	31	Josh Hyman	5	0	5	6
George Bell	6	2	8	18	Justin Harper	4	0	4	5
Eddie Royal	2	1	2	2	David Clowney	4	1	4	9
<b>TOTALS</b>	<b>67</b>	<b>10</b>	<b>73</b>	<b>173</b>	Mike Imoh	2	0	2	2
					Branden Ore	2	0	2	3
					Jesse Allen	0	1	1	2
					<b>TOTALS</b>	<b>32</b>	<b>8</b>	<b>35</b>	<b>49</b>

<b>3RD DOWN MONEY RUSHERS</b>				<b>3RD DOWN MONEY RECEPTIONS</b>					
	<b>1st</b>	<b>TD</b>	<b>No.</b>	<b>Att</b>		<b>1st</b>	<b>TD</b>	<b>No.</b>	<b>Rec</b>
Marcus Vick	13	2	13	32	Jeff King	5	2	5	7
Cedric Humes	6	4	9	11	Josh Morgan	3	1	4	6
Branden Ore	5	0	5	9	Josh Hyman	3	0	3	3
Mike Imoh	5	0	5	9	Eddie Royal	3	0	3	3
George Bell	2	0	2	6	Justin Harper	3	0	3	3
John Candelas	1	0	1	1	David Clowney	2	1	2	4
Cory Holt	1	0	1	2	Cedric Humes	1	0	1	3
<b>TOTALS</b>	<b>33</b>	<b>6</b>	<b>36</b>	<b>71</b>	John Kinzer	1	0	1	1
					<b>TOTALS</b>	<b>21</b>	<b>4</b>	<b>22</b>	<b>32</b>

<b>4TH DOWN MONEY RUSHERS</b>				<b>4TH DOWN MONEY RECEPTIONS</b>					
	<b>1st</b>	<b>TD</b>	<b>No.</b>	<b>Att</b>		<b>1st</b>	<b>TD</b>	<b>No.</b>	<b>Rec</b>
Marcus Vick	4	0	4	4	Justin Harper	1	0	1	1
George Bell	1	0	1	1	Jeff King	1	0	1	1
<b>TOTALS</b>	<b>5</b>	<b>0</b>	<b>5</b>	<b>9</b>	David Clowney	1	0	1	1
					<b>TOTALS</b>	<b>3</b>	<b>0</b>	<b>3</b>	<b>3</b>

**Virginia Tech Football**  
**Virginia Tech - Tackles Breakdown**

**ALL TACKLES**

<b>Player</b>	<b>Total</b>	<b>Rush</b>	<b>Pass</b>	<b>Sack</b>	<b>KO</b>	<b>Punt</b>	<b>Int</b>	<b>Fumb</b>	<b>FF</b>	<b>Other</b>
Vince Hall	96	67	27	2	0	0	0	0	0	0
James Anderson	75	43	27	3	0	1	0	0	1	0
Aaron Rouse	63	43	18	0	1	0	0	0	1	0
Xavier Adibi	61	42	16	3	0	0	0	0	0	0
Darryl Tapp	41	29	1	9	0	0	0	0	2	0
Jimmy Williams	38	17	19	1	0	0	0	1	0	0
Chris Ellis	37	25	6	5	0	1	0	0	0	0
Jonathan Lewis	33	28	1	4	0	0	0	0	0	0
Tim Sandidge	32	27	3	2	0	0	0	0	0	0
D.J. Parker	30	16	8	0	3	3	0	0	0	0
Roland Minor	29	12	16	0	0	1	0	0	0	0
Justin Hamilton	26	17	7	0	1	0	0	1	0	0
Noland Burchette	22	17	2	3	0	0	0	0	0	0
Orion Martin	21	10	2	1	8	0	0	0	0	0
Brandon Flowers	16	2	13	0	1	0	0	0	0	0
Brenden Hill	14	2	3	0	9	0	0	0	0	0
Cary Wade	14	6	2	0	6	0	0	0	0	0
Barry Booker	13	13	0	0	0	0	0	0	0	0
Brett Warren	13	10	1	0	2	0	0	0	0	0
Blake Warren	12	10	2	0	0	0	0	0	0	0
Carlton Powell	11	9	1	1	0	0	0	0	0	0
Victor Harris	10	1	2	0	7	0	0	0	0	0
Jordan Trott	6	1	0	0	4	1	0	0	0	0
Purnell Sturdivant	5	0	0	0	5	0	0	0	0	0
Kory Robertson	5	5	0	0	0	0	0	0	0	0
Ryan Hash	5	0	0	0	4	0	0	1	0	0
Corey Gordon	4	3	0	0	0	0	0	1	0	0
Jeff King	3	0	0	0	0	2	1	0	0	0
Jared Develli	2	0	0	0	2	0	0	0	0	0
Josh Morgan	2	0	0	0	0	0	2	0	0	0
Cory Price	2	0	0	0	2	0	0	0	0	0
Eddie Royal	2	1	0	0	0	0	1	0	0	0
Omar Hashish	2	1	0	1	0	0	0	0	0	0
Chad Grimm	1	1	0	0	0	0	0	0	0	0
Stevie Ray Lloyd	1	0	0	0	1	0	0	0	0	0
Theodore Miller	1	1	0	0	0	0	0	0	0	0
George Bell	1	0	0	0	0	0	0	1	0	0
Mike Imoh	1	0	0	0	0	0	1	0	0	0
Brandon Pace	1	1	0	0	0	0	0	0	0	0
Nick Leeson	1	0	0	0	0	1	0	0	0	0
Andrew Bowman	1	1	0	0	0	0	0	0	0	0
Greg Kezmarsky	1	1	0	0	0	0	0	0	0	0
Nic Schmitt	1	0	0	0	0	1	0	0	0	0
<b>TOTALS</b>	<b>755</b>	<b>462</b>	<b>177</b>	<b>35</b>	<b>56</b>	<b>11</b>	<b>5</b>	<b>5</b>	<b>4</b>	<b>0</b>

**RUSHING TACKLES****SPECIAL TEAMS TACKLES**

<b>Player</b>	<b>No.</b>	<b>Player</b>	<b>Total</b>	<b>KO</b>	<b>Punt</b>
Vince Hall	67	Brenden Hill	9	9	0
James Anderson	43	Orion Martin	8	8	0
Aaron Rouse	43	Victor Harris	7	7	0
Xavier Adibi	42	Cary Wade	6	6	0
Darryl Tapp	29	D.J. Parker	6	3	3
Jonathan Lewis	28	Jordan Trott	5	4	1
Tim Sandidge	27	Purnell Sturdivant	5	5	0
Chris Ellis	25	Ryan Hash	4	4	0
Justin Hamilton	17	Brett Warren	2	2	0
Jimmy Williams	17	Jeff King	2	0	2
Noland Burchette	17	Jared Develli	2	2	0
D.J. Parker	16	Cory Price	2	2	0
Barry Booker	13	Nick Leeson	1	0	1
Roland Minor	12	Nic Schmitt	1	0	1
Brett Warren	10	Chris Ellis	1	0	1
Orion Martin	10	Justin Hamilton	1	1	0
Blake Warren	10	Brandon Flowers	1	1	0
Carlton Powell	9	Stevie Ray Lloyd	1	1	0
Cary Wade	6	Roland Minor	1	0	1
Kory Robertson	5	Aaron Rouse	1	1	0
Corey Gordon	3	James Anderson	1	0	1
Brandon Flowers	2	<b>TOTALS</b>	<b>67</b>	<b>56</b>	<b>11</b>
Brenden Hill	2				

**KICKOFF RETURN TACKLES**

<b>Player</b>	<b>No.</b>	<b>Player</b>	<b>No.</b>
Eddie Royal	1	Brenden Hill	9
Omar Hashish	1	Orion Martin	8
Chad Grimm	1	Victor Harris	7
Theodore Miller	1	Cary Wade	6
Brandon Pace	1	Purnell Sturdivant	5
Andrew Bowman	1	Ryan Hash	4
Greg Kezmarsky	1	Jordan Trott	4
Jordan Trott	1	D.J. Parker	3
Victor Harris	1	Jared Develli	2
<b>TOTALS</b>	<b>462</b>	Brett Warren	2
		Cory Price	2

**PASSING TACKLES**

<b>Player</b>	<b>No.</b>	<b>Player</b>	<b>No.</b>
James Anderson	27	Stevie Ray Lloyd	1
Vince Hall	27	Justin Hamilton	1
Jimmy Williams	19	Aaron Rouse	1
Aaron Rouse	18	Brandon Flowers	1
Roland Minor	16	<b>TOTALS</b>	<b>56</b>
Xavier Adibi	16		

**PUNT RETURN TACKLES**

<b>Player</b>	<b>No.</b>	<b>Player</b>	<b>No.</b>
Brandon Flowers	13	D.J. Parker	3
D.J. Parker	8	Jeff King	2
Justin Hamilton	7	Nic Schmitt	1
Chris Ellis	6	Roland Minor	1
Brenden Hill	3	James Anderson	1
Tim Sandidge	3	Chris Ellis	1
Noland Burchette	2	Nick Leeson	1
Blake Warren	2	Jordan Trott	1
Cary Wade	2	<b>TOTALS</b>	<b>11</b>
Victor Harris	2		
Orion Martin	2		
Jonathan Lewis	1		
Brett Warren	1		
Carlton Powell	1		
Darryl Tapp	1		
<b>TOTALS</b>	<b>177</b>		



**Virginia Tech Football**  
**Virginia Tech By-Quarter Statistics (as of Nov 20, 2005)**

**3rd-Down Conversions**

Date	Opponent	Score	Overall	1st Qtr	2nd Qtr	3rd Qtr	4th Qtr
Sep 04	at NC State	W 20-16	4-15 26.7%	2-4 50.0%	0-3 0.0%	1-3 33.3%	1-5 20.0%
Sep 10	at Duke	W 45-0	4-11 36.4%	0-2 0.0%	2-3 66.7%	0-2 0.0%	2-4 50.0%
Sep 17	Ohio	W 45-0	9-15 60.0%	2-4 50.0%	3-5 60.0%	2-3 66.7%	2-3 66.7%
Sep 24	Georgia Tech	W 51-7	2-13 15.4%	0-2 0.0%	0-3 0.0%	1-3 33.3%	1-5 20.0%
Oct 01	at West Virginia	W 34-17	10-15 66.7%	2-4 50.0%	1-2 50.0%	4-5 80.0%	3-4 75.0%
Oct 08	Marshall	W 41-14	2-7 28.6%	0-1 0.0%	2-3 66.7%	0-2 0.0%	0-1 0.0%
Oct 20	at Maryland	W 28-9	5-10 50.0%	0-2 0.0%	2-4 50.0%	1-2 50.0%	2-2 100.0%
Sep 27	Boston College	W 30-10	8-16 50.0%	0-2 0.0%	2-3 66.7%	5-6 83.3%	1-5 20.0%
Nov 05	Miami	L 7-27	2-12 16.7%	1-4 25.0%	0-2 0.0%	1-3 33.3%	0-3 0.0%
Nov 19	at Virginia	W 52-14	7-13 53.8%	2-4 50.0%	2-4 50.0%	2-3 66.7%	1-2 50.0%
Nov 26	North Carolina	W 30-3	5-9 55.6%	1-2 50.0%	1-3 33.3%	2-2 100.0%	1-2 50.0%
Dec 03	vs Florida State						
	Virginia Tech		58-136 42.6%	10-31 32.3%	15-35 42.9%	19-34 55.9%	14-36 38.9%
	Opponents		52-158 32.9%	14-40 35.0%	14-42 33.3%	12-37 32.4%	12-39 30.8%

**4th-Down Conversions**

Date	Opponent	Score	Overall	1st Qtr	2nd Qtr	3rd Qtr	4th Qtr
Sep 04	at NC State	W 20-16	2-2 100.0%	0-0 0.0%	0-0 0.0%	1-1 100.0%	1-1 100.0%
Sep 10	at Duke	W 45-0	1-1 100.0%	0-0 0.0%	0-0 0.0%	1-1 100.0%	0-0 0.0%
Sep 17	Ohio	W 45-0	0-1 0.0%	0-1 0.0%	0-0 0.0%	0-0 0.0%	0-0 0.0%
Sep 24	Georgia Tech	W 51-7	0-2 0.0%	0-0 0.0%	0-0 0.0%	0-0 0.0%	0-2 0.0%
Oct 01	at West Virginia	W 34-17	0-0 0.0%	0-0 0.0%	0-0 0.0%	0-0 0.0%	0-0 0.0%
Oct 08	Marshall	W 41-14	0-0 0.0%	0-0 0.0%	0-0 0.0%	0-0 0.0%	0-0 0.0%
Oct 20	at Maryland	W 28-9	0-1 0.0%	0-0 0.0%	0-1 0.0%	0-0 0.0%	0-0 0.0%
Sep 27	Boston College	W 30-10	0-0 0.0%	0-0 0.0%	0-0 0.0%	0-0 0.0%	0-0 0.0%
Nov 05	Miami	L 7-27	2-3 66.7%	0-0 0.0%	0-0 0.0%	0-0 0.0%	2-3 66.7%
Nov 19	at Virginia	W 52-14	3-3 100.0%	1-1 100.0%	0-0 0.0%	1-1 100.0%	1-1 100.0%
Nov 26	North Carolina	W 30-3	0-0 0.0%	0-0 0.0%	0-0 0.0%	0-0 0.0%	0-0 0.0%
Dec 03	vs Florida State						
	Virginia Tech		8-13 61.5%	1-2 50.0%	0-1 0.0%	3-3 100.0%	4-7 57.1%
	Opponents		7-12 58.3%	1-2 50.0%	2-3 66.7%	1-1 100.0%	3-6 50.0%

**Time of Possession**

Date	Opponent	Score	Overall	1st Qtr	2nd Qtr	3rd Qtr	4th Qtr
Sep 04	at NC State	W 20-16	29:26	6:40	5:48	8:23	8:35
Sep 10	at Duke	W 45-0	30:10	8:57	5:06	6:34	9:33
Sep 17	Ohio	W 45-0	33:20	8:41	7:19	9:11	8:09
Sep 24	Georgia Tech	W 51-7	30:55	5:30	6:42	8:50	9:53
Oct 01	at West Virginia	W 34-17	37:21	9:32	7:14	9:02	11:33
Oct 08	Marshall	W 41-14	26:06	4:23	7:21	9:55	4:27
Oct 20	at Maryland	W 28-9	30:35	5:08	7:43	8:24	9:20
Sep 27	Boston College	W 30-10	39:05	8:30	9:04	11:17	10:14
Nov 05	Miami	L 7-27	25:57	8:42	4:15	7:08	5:52
Nov 19	at Virginia	W 52-14	38:23	10:57	8:21	9:51	9:14
Nov 26	North Carolina	W 30-3	31:17	6:01	9:02	7:33	8:41
Dec 03	vs Florida State						
	Virginia Tech	Total	352:35	83:01	77:55	96:08	95:31
		Avg.	32:03	7:32	7:05	8:44	8:41
	Opponents	Total	307:25	81:59	87:05	68:52	69:29
		Avg.	27:56	7:27	7:55	6:15	6:19

## Virginia Tech Inside Opponent Red-Zone

Date	Opponent	Score	Times			Total		Rush Pass			FGs		---- Failed to score inside RZ ----				
			In RZ	Scored	Pts	TDs	TDs	TDs	Made	FGA	Downs	Int	Fumb	Half	Game		
*Sep 4	NC State	W 20-16	3	3	17	2	1	1	1	0	0	0	0	0	0		
*Sep 10	at Duke	W 45-0	4	4	24	3	2	1	1	0	0	0	0	0			
Sep 17	Ohio	W 45-0	5	4	24	3	2	1	1	0	1	0	0	0			
*Sep 24	Georgia Tech	W 51-7	6	6	30	3	2	1	3	0	0	0	0	0			
Oct 01	at West Virginia	W 34-17	6	5	31	4	2	2	1	0	0	0	0	1			
Oct 08	Marshall	W 41-14	5	5	27	3	3	0	2	0	0	0	0	0			
*Oct 20	at Maryland	W 28-9	6	4	28	4	4	0	0	1	0	0	1	0			
*Sep 27	Boston College	W 30-10	7	5	23	2	1	1	3	1	0	0	1	0			
*Nov 05	Miami	L 7-27	1	1	7	1	1	0	0	0	0	0	0	0			
*Nov 19	at Virginia	W 52-14	7	6	38	5	4	1	1	0	0	0	0	1			
*Nov 26	North Carolina	W 30-3	5	5	30	4	3	1	1	0	0	0	0	0			
Dec 03	vs Florida State	Totals	55	48	279	34	25	9	14	2	1	0	2	2	0		
		48 of 55 (87.3%)															

## Opponents Inside Virginia Tech Red-Zone

Date	Opponent	Score	Times			Total		Rush Pass			FGs		---- Failed to score inside RZ ----				
			In RZ	Scored	Pts	TDs	TDs	TDs	Made	FGA	Downs	Int	Fumb	Half	Game		
*Sep 4	NC State	W 20-16	3	3	9	0	0	0	3	0	0	0	0	0	0		
*Sep 10	at Duke	W 45-0	0	0	0	0	0	0	0	0	0	0	0	0			
Sep 17	Ohio	W 45-0	2	0	0	0	0	0	0	1	0	1	0	0			
*Sep 24	Georgia Tech	W 51-7	3	1	7	1	0	1	0	2	0	0	0	0			
Oct 01	at West Virginia	W 34-17	2	2	10	1	0	1	1	0	0	0	0	0			
Oct 08	Marshall	W 41-14	2	2	14	2	1	1	0	0	0	0	0	0			
*Oct 20	at Maryland	W 28-9	3	1	6	1	0	1	0	1	0	1	0	0			
*Sep 27	Boston College	W 30-10	1	1	3	0	0	0	1	0	0	0	0	0			
*Nov 05	Miami	L 7-27	5	4	20	2	1	1	2	0	1	0	0	0			
*Nov 19	at Virginia	W 52-14	3	2	14	2	2	0	0	0	1	0	0	0			
*Nov 26	North Carolina	W 30-3	3	1	3	0	0	0	1	1	1	0	0	0			
Dec 03	vs Florida State	Totals	27	17	86	9	4	5	8	5	3	2	0	0	0		
		17 of 27 (63.0%)															

## 20-YARD PLUS BY PLAYER

Player	No.	TD	R	P	KR	PR	IR	FR	Misc.
David Clowney	10	2	0	9	1	0	0	0	0
Josh Morgan	10	1	0	8	0	2	0	0	0
Eddie Royal	8	1	0	2	5	1	0	0	0
Branden Ore	5	1	5	0	0	0	0	0	0
Marcus Vick	5	0	5	0	0	0	0	0	0
Jeff King	4	1	0	4	0	0	0	0	0
Justin Harper	4	0	0	4	0	0	0	0	0
Mike Imoh	4	0	2	0	1	1	0	0	0
Cedric Humes	3	1	3	0	0	0	0	0	0
Xavier Adibi	2	1	0	0	0	0	2	0	0
Josh Hyman	2	0	0	2	0	0	0	0	0
Chris Ellis	1	1	0	0	0	0	1	0	0
John Kinzer	1	1	0	1	0	0	0	0	0
Roland Minor	1	1	0	0	0	0	1	0	0
D.J. Parker	1	1	0	0	0	0	0	0	1
George Bell	1	0	1	0	0	0	0	0	0
Aaron Rouse	1	0	0	0	0	0	1	0	0
Justin Hamilton	1	0	0	0	0	0	1	0	0
<b>TOTAL</b>	<b>64</b>	<b>12</b>	<b>16</b>	<b>30</b>	<b>7</b>	<b>4</b>	<b>6</b>	<b>0</b>	<b>1</b>

Virginia Tech ( 10 - 1 - 0 ) Thru: 11/26/05

SCHEDULE AND 10-1-0W-2 RESULTS					TEAM RANKINGS							
Atlantic Coast Conference					117 teams ranked in Division IA							
Record: 7-1-0					12 teams ranked in Atlantic Coast Conference							
					Category	National Rank	Actual National Leader	Actual National Rank	Actual National Leader	Actual National Rank	Actual National Leader	Coast Actual
09/04/05	*	North Carolina St.	20	16	Rushing Offense	19	204.64	Navy	286.70	1	Virginia Tech	204.64
09/10/05		Duke	45	0	Passing Offense	94	175.91	Texas Tech	403.64	10	Florida St.	290.09
09/17/05	+	Ohio	45	0	Total Offense	56	380.55	Southern California	571.27	5	Florida St.	394.55
09/24/05	+	Georgia Tech	51	7	Scoring Offense	15	34.82	Texas	49.18	1	Virginia Tech	34.82
10/01/05		West Virginia	34	17	Rushing Defense	9	94.55	Ohio St.	74.45	1	Virginia Tech	94.55
10/08/05	+	Marshall	41	14	Pass Efficiency Defense	2	88.38	Miami (Fla.)	84.57	2	Miami (Fla.)	84.57
10/20/05	*	Maryland	28	9	Total Defense	1	236.73	Virginia Tech	236.73	1	Virginia Tech	236.73
10/27/05	+	Boston College	30	10	Scoring Defense	1	10.64	Virginia Tech	10.64	1	Virginia Tech	10.64
11/05/05	+	Miami (Fla.)	7	27	Net Punting	28	36.10	Wake Forest	41.38	3	Wake Forest	41.38
11/19/05		Virginia	52	14	Punt Returns	61	9.07	UCLA	25.28	5	Florida St.	11.89
11/26/05	+	North Carolina	30	3	Kickoff Returns	104	18.38	Arkansas	29.24	11	North Carolina St.	25.41
12/03/05	\$*	Florida St.			Turnover Margin	26	.64	Southern California	1.91	3	Clemson	.91
+ Home Game	\$ Neutral Site	* Night Game	O T Overtime Game		Pass Defense	1	142.18	Virginia Tech	142.18	1	Virginia Tech	142.18
					Passing Efficiency	13	148.31	UCLA	169.47	1	Virginia Tech	148.31

PLAYER RANKINGS (Player must have played in 75% of Teams games)  
Summary of Top 100 National Leaders and top 25 in conference  
12 Categories Ranked

Category	Player	National Rank	Actual National Leader	Actual National Rank	Actual National Leader	Actual National Rank	Actual National Leader
Rushing	Cedric Humes	93	63.20	Harrison, WashSt	172.73	8	Barclay, WF
	Branden Ore		58.40			11	
	Marcus Vick		32.64			20	
Passing Efficiency (Min. 15 Att./Game)	Marcus Vick	15	150.01	Olson, UCLA	172.47	1	Vick, VaTech
Total Offense	Marcus Vick	67	201.27	Hodges, TxTech	378.82	8	Weatherfo, FlaSt
	Cedric Humes		63.20			19	
	Branden Ore		58.40			22	
Receptions Per Game	David Clowney		2.55	Jennings, WMich	8.91	24	Stuckey, Clem
Receiving Yards Per Game	David Clowney		46.82	Hass, OreSt	139.27	13	Davis, Md
Interceptions	Aaron Rouse	T-25	.36	Gipson, Oregon	.64	4	1 tied at
	Justin Hamilton	T-74	.27			9	
Punting (Min. 3.6 Punts/Game)				Plackemei, WF	47.24		Plackemei, WF
Punt Returns (Min. 1.2 Ret./Game)	Eddie Royal	52	8.41	Drew, UCLA	29.07	4	Hester, MiaFla
Kickoff Returns (Min. 1.2 Ret./Game)				Jones, Ark	31.94		Blackman, N.C.St
Field Goals	Brandon Pace	19	1.45	Serna, OreSt	2.09	5	Dean, Clem
Scoring	Brandon Pace	22	8.64	Bush, Louv	15.75	2	Dean, Clem
	Cedric Humes		6.00			9	
	Branden Ore		3.60			19	
All-Purpose Runners	Eddie Royal		67.55	Bush, SoCal	212.55	23	Barclay, WF
	Cedric Humes		66.90			25	

T=tied at this ranking