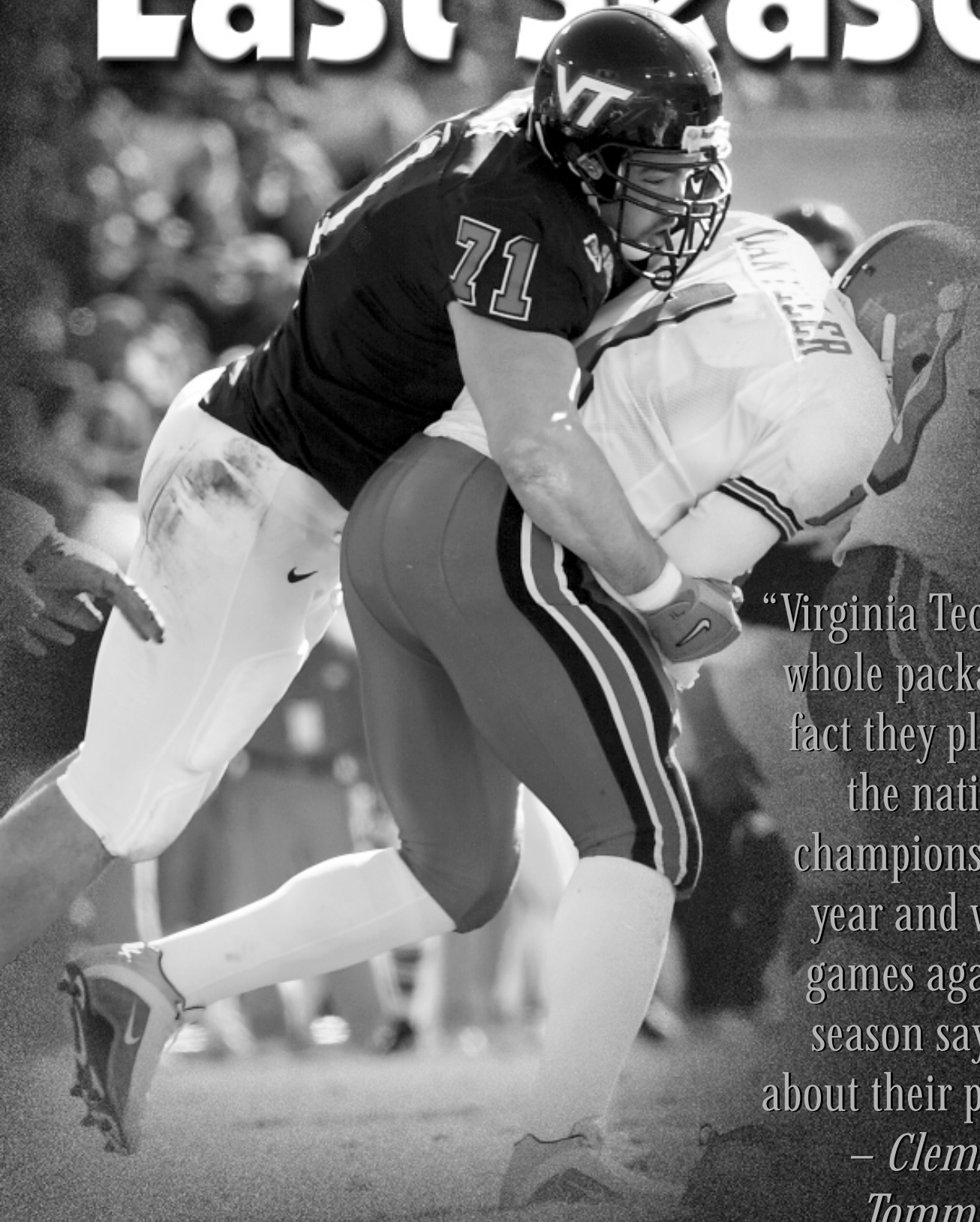


VIRGINIA TECH FOOTBALL

Last Season



“Virginia Tech has the whole package. The fact they played for the national championship last year and won 11 games again this season says a lot about their program.”

– *Clemson coach
Tommy Bowden*

Chart-Topping Hokies

Lee Suggs Led the Nation in Scoring in 2000

Team Statistics (Top 30 only)

Rushing	YPG
5. Virginia Tech	270.45
Total Offense	YPG
20. Virginia Tech	426.36
Scoring Offense	PPG
5. Virginia Tech	40.27
Rushing Defense	YPG
16. Virginia Tech	99.30
Total Defense	YPG
27. Virginia Tech	323.64
Punt Return Yards	Avg.
1. Virginia Tech	18.23
Interceptions	INT
T-3. Virginia Tech	23
Turnovers Gained	TOs
14. Virginia Tech	29

Individual Statistics (Top 30 only)

Rushing	YPG
18. Lee Suggs	109.73
Interceptions	IPG
T-8. Willie Pile55
T-19. Ronyell Whitaker45
Punt Returns	Avg.
2. André Davis	22.00
16. Ronyell Whitaker	14.41
Scoring	PPG
1. Lee Suggs	15.27
Points Responsible For	PPG
10. Lee Suggs	15.27

Noting the Hokies in 2000

• Virginia Tech finished the season with a school-record 61 touchdowns. The previous record of 57 touchdowns was set in 1999. The Hokies also established a new school mark for rushing TDs in a season with a total of 46, shattering the old mark of 35 from the '99 season.

• The Hokies set a school season mark for first downs with 247.

• Tailback Lee Suggs' 168 points tied him for the fifth-highest single-season point total ever by a Division I-A player. Suggs' season total of 28 touchdowns was just two shy of the school individual record for career touchdowns (30).

• Seven of Tech's defensive starters for its Gator Bowl game against Clemson had never started a collegiate game when the season opened.

• Senior André Davis tied a Tech single-season record by returning three punts for touchdowns. Frank Loria had three touchdowns on punt returns in 1966 to set the record.

• Free safety Willie Pile's six interceptions were the most in a season for a Tech player since Tyrone Drakeford picked off seven passes during the 1992 season.



Lee Suggs

2000 Start Chart

Pos.	Offense (starts)	Pos.	Defense (starts)
SE	Emmett Johnson (12)	E	Lamar Cobb (12)
LT	Anthony Lambo (12)	T	Chad Beasley (11)
LG	Matt Lehr (12)		Dan Wilkinson (1)
C	Steve DeMasi (12)	T	David Pugh (12)
RG	Josh Redding (12)	E	Nathaniel Adibi (12)
RT	Dave Kadela (12)	OLB	Phillip Summers (8)
TE	Browning Wynn (10)		Nick Sorensen (4)
	Bob Slowikowski (2)	ILB	Jake Houseright (12)
QB	Michael Vick (10)	ILB	Ben Taylor (12)
	Dave Meyer (2)	FC	Ronyell Whitaker (7)
FB	Jarrett Ferguson (12)		Eric Green (5)
TB	Lee Suggs (12)	FS	Willie Pile (12)
FL	André Davis (8)	ROV	Cory Bird (12)
	Ernest Wilford (4)	BC	Larry Austin (4)
			Ronyell Whitaker (5)
			Billy Hardee (3)



2000 REVIEW



Coach Frank Beamer gets a dousing following Tech's 41-20 win over Clemson in the 2001 Gator Bowl.

Hokies Surpass Expectations En Route to 11-1 Record and Gator Bowl Victory

Heading into the 2000 football season, most people thought the Hokies would have a pretty good year. With quarterback Michael Vick back to lead the way, most predicted an 8-3 season, or at best, 9-2. What most didn't count on was the emergence of new heroes, both on offense and defense. These new stars helped the Hokies turn a rebuilding season into an 11-1 season completed by a 41-20 victory over Clemson in the Toyota Gator Bowl.

Playing in yet another bowl and a final No. 6 ranking brought heightened attention to the Tech program, but the Hokies aren't new to the national spotlight. After a run at the national title in 1999 and eight consecutive bowls, Tech is becoming a regular

near the top of the college football world.

As the Hokies look ahead to the 2001 season, they also look back to one of the greatest seasons in their 107-year history. It was a season where relative unknowns like Lee Suggs, Emmett Johnson, Ben Taylor, Cory Bird and Ronyell Whitaker all became household names.

After an 11-1 season in 1999, which saw the Hokies play for the national championship, few believed the team could get back to the level it reached in 1999. With the departure of several key figures — including eight starters on defense and its top rusher — most figured Tech would struggle at times. Despite these question marks, the Hokies received their

highest preseason rankings ever, being picked No. 11 by The Associated Press and No. 10 in the ESPN/USA Today Coaches' Poll.

Tech exceeded even those lofty expectations and capped the 2000 season with a dominating performance in the Toyota Gator Bowl. In that New Year's Day game, the Hokies jumped out to a quick start and never looked back. Suggs rushed for three touchdowns and fullback Jarrett Ferguson scored two of his own. Vick, who was voted the game's MVP, put up impressive numbers in his final collegiate game. He passed for 205 yards and a TD and ran for another one.

The Tech defense, however, was the big story of the day. The Hokies posted

five quarterback sacks, two interceptions and held the Tigers to field goals twice inside the red zone, to assure Tech its first Gator Bowl victory in three tries.

While the Gator Bowl was one highlight of the year, there were many other bright spots in the Hokies' second consecutive 11-1 season.

The 2000 season started in memorable fashion. Unfortunately, the memories were created by Mother Nature instead of football players. The Hokies were scheduled to open the season on Aug. 27 against Georgia Tech in the BCA Bowl. Just before kickoff, the skies opened up and lightning danced around Lane Stadium/Worsham Field. Instead of

Continued on next page

2000 Review

Continued from page 163

playing on the flooded field, officials decided to cancel the game.

The Hokies finally took to the field — and got to play — one week later, hosting Akron. Vick sparked the Hokies as he ran for two scores and passed for two more as the Hokies downed the Zips, 52-23. Five days later, Tech's notorious special teams came up big at East Carolina. Tech got 21 points from its special teams and timely plays from its defense on the way to a 45-28 win over the Pirates in front of a sell-out crowd and a national Thursday night ESPN audience.

In the Hokies' BIG EAST opener, Suggs rushed for four touchdowns as Tech posted a 49-0 shutout of Rutgers. The Hokies piled up 527 yards of offense, including 348 yards on the ground, en route to their third victory of the season.


After a week off, Vick and Suggs once again stole the show as the Hokies downed Boston College, 48-34, on the road. Vick rushed for 210 yards and three scores — including an 82-yard TD run — and Suggs added 145 yards

and two scores as the Hokies improved to 4-0.

Win No. 5 saw the Hokies' defense hold Temple to just 116 total yards as the Hokies beat the Owls, 35-13, before a sell-out Homecoming crowd at Lane Stadium. Freshman Eric Green picked off two passes in his first start and the Hokies' defense posted six quarterback sacks to lead the way.

In its second Thursday night ESPN game of the year, Tech scored four touchdowns in the third quarter to erase a 14-7 halftime deficit and handed West Virginia a 48-20 loss. Vick hit tight end Bob Slowikowski for a season-best 72-yard scoring play and André Davis scored three straight touchdowns to blow the game open.

The Hokies had to rally from their biggest regular-season deficit since 1997 to get win No. 7. Trailing 14-0 in the first quarter, the Hokies scored 22 unanswered points to beat Syracuse, 22-14, and get a win at the always-tough Carrier Dome. Willie Pile had three of the Hokies' five interceptions and Vick had a 55-yard scoring run with just 1:34 remaining to seal the game.



Michael Vick's 55-yard touchdown run during the final two minutes of play helped secure Tech's first win in the Carrier Dome since 1986.

The Hokies relied on some unlikely heroes to down Pittsburgh. Kicker Carter Warley nailed a 27-yard field goal with 16 seconds left to lift Tech to a 37-34 win over the Panthers. Dave Meyer had to take over the offense when Vick sprained his ankle in the second quarter. Meyer responded by leading the Hokies to 17 second-half points and the game-winning drive.

Ranked No. 2 in the nation, the Hokies traveled to Florida for a showdown with Miami with the BIG EAST title on the line. Unfortunately for the Hokies, they had to go without their two biggest stars in Vick and Davis. The No. 3 Hurricanes used big plays to down the Hokies 41-21 in the Orange Bowl. Meyer threw for 225 yards and a score, while Suggs rushed for 121 yards and two scores in defeat. Despite the loss, the Hokies still had a chance to finish out the season strong. With big wins at the University of Central Florida and at home against Virginia, the Hokies did just that.

At UCF, Suggs broke five conference records as he ran wild for 143 yards and five touchdowns. Tech's defense forced six turnovers as the Hokies cruised to a 44-21 win at the Citrus Bowl.

In the season finale, Vick returned from a nagging ankle injury to lead the Hokies to a 42-21 win over in-state rival Virginia. He passed for 202 yards and a score to spark the offense. Suggs scored four more touchdowns and the defense shut down the Cavs in the second half as Tech improved to 10-1.

Tech took time off from practice after the regular season concluded and awaited the word on its bowl



Defensive end Nathaniel Adibi earned freshman All-America honors for his play in 2000.

destination. The word that the Hokies were headed to Jacksonville came on Dec. 3. While the players weren't active on the field, some were definitely raking in the awards.

Suggs was the biggest surprise for the Hokies this year. The sophomore running back scored 28 touchdowns — 27 of which came on the ground — to lead the way. He broke the school and BIG EAST records for total touchdowns and points in a season. He led the nation in scoring with 15.3 points per game and already is tied for the Tech career record for TDs with 30.

For his efforts Suggs was awarded the Dudley Award, which goes to the top collegiate player in the Commonwealth of Virginia. He was also voted a unanimous first-team All-BIG EAST running back and was one of three players to earn the conference's Offensive Player of the Year award. He was also named a third-team All-America by The Associated Press and *Football News*.

The Hokies had four players voted to the BIG EAST first-team, including Suggs, Taylor, Dave Kadela and David Pugh. Eight other players made the second team and several Hokies made All-America teams.

2000 Game-By-Game

Vick Sparks Tech to Win Over Akron

GAME 1: Virginia Tech 52, Akron 23

BLACKSBURG, Va. — Quarterback Michael Vick ran for two touchdowns and passed for two more as Virginia Tech finally got its 2000 season underway with a 52-23 win over the University of Akron at Lane Stadium/Worsham Field. Just six days earlier, the Hokies' scheduled season opener against Georgia Tech had been canceled due to lightning and heavy rain.

Akron kept the contest close during much of the first half until a 59-yard touchdown pass from Vick to split end Emmett Johnson put Tech up 35-17 with 56 seconds left in the first half. Vick hit flanker André Davis with a 34-yard scoring pass less than five minutes into the third quarter to break the game open. The Hokies piled up 549 yards of offense, including 335 yards on the ground.

Sept. 2, 2000 • Blacksburg, Va.
Lane Stadium/Worsham Field • Att. 56,272

Akron	3	14	0	6	—	23
Virginia Tech	7	28	14	3	—	52

VT (6:22 re 1st) — Vick 16 run (Warley kick)
 UA (1:15 re 1st) — FG Derr 22
 VT (14:48 re 2nd) — Vick 63 run (Warley kick)
 VT (11:21 re 2nd) — Suggs 1 run (Warley kick)
 UA (6:58 re 2nd) — Payne 1 run (Derr kick)
 VT (4:44 re 2nd) — Pile 11 interception return (Warley kick)
 UA (1:40 re 2nd) — Bailey 37 pass from Washington (Derr kick)
 VT (0:56 re 2nd) — Johnson 59 pass from Vick (Warley kick)
 VT (10:32 re 3rd) — Davis 34 pass from Vick (Warley kick)
 VT (3:19 re 3rd) — Suggs 13 run (Warley kick)
 UA (6:14 re 4th) — Amos 16 fumble return (kick failed)
 VT (1:52 re 4th) — FG Warley 32

Team Stats	UA	VT
First downs	20	25
Rushes-yds.	44-162	48-335
Passing yds.	248	214
Return yds.	16	72
Passes	14-30-1	9-16-1
Punts-avg.	6-43	2-35
Fumbles-lost	1-1	3-3
Penalties-yds.	4-20	5-44
Time of poss.	32:56	27:04
Sacks by	1-7	2-13

Individual Leaders

Rushing — UA, Gray 12-80, T. McCray 4-42, Payne 17-38, Ruhlin 2-5, R. McCray 1-5, Basch 1-3, Zuercher 4-0, Washington 3-(-11); VT, Vick 8-102, Suggs 14-90, Kendrick 9-51, Ward 5-25, Johnson 1-19, Easlick 3-19, Burnell 3-13, Ferguson 2-12, Hawkins 1-4, Briggs 1-3, Team 1-(-3).
Passing — UA, Washington 14-30-1-248; VT, Vick 7-11-1-186, Noel 2-5-0-28.
Receiving — UA, Bailey 5-97, Payne 3-36, Ritley 2-54, Schifino 2-38, T. McCray 1-14, Wilson 1-9; VT, Johnson 2-77, Wynn 2-58, Davis 2-41, Witten 2-17, Willis 1-21.

A Closer Look

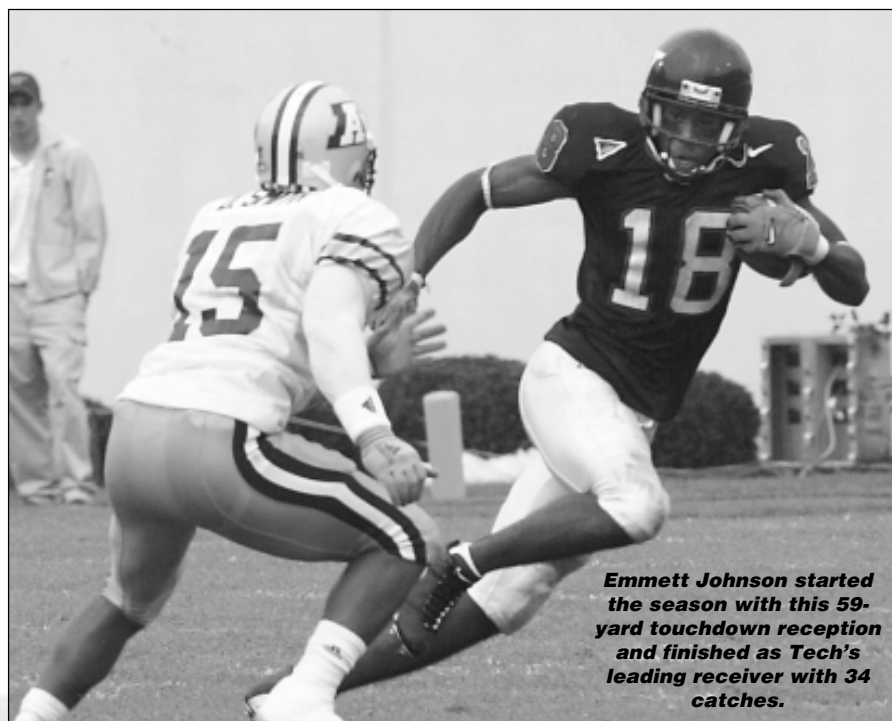
← Virginia Tech and Akron combined for 959 yards of total offense in the Hokies' 52-23 victory at Lane Stadium. The combined yardage total was the most in a Tech season-opening football game since Tech and James Madison combined for 963 total yards during the opening game of the 1992 season.

← Tech piled up 549 yards of offense against Akron, including 335 yards on the ground. It was Tech's highest offensive total in a season opener since compiling 581 yards versus JMU in '92. The last time the Hokies had more than 335 yards rushing in a season opener also came against JMU in '92 when they ran for 337 yards. Tech's rushing total against Akron was the most in any game for the Hokies since gaining 337 yards on the ground against Temple in 1998.

← Akron's 410 yards of total offense were the most in a game against Tech since Pittsburgh posted 415 yards last season. The Zips' total was the highest against Tech in a season opener during Coach Frank Beamer's 14-year tenure. The last Tech foe to gain more yards in an opener was Cincinnati, which had 508 yards versus the Hokies in the opening game of the 1986 season.

← Redshirt sophomore free safety **Willie Pile** (Alexandria, Va.) posted his first collegiate interception in the Akron game, returning it 11 yards for a touchdown. The last Tech player to return an interception for a TD in a season opener was Rick Tolley who had a 52-yard scoring return against N.C. State in 1959.

← When **Cory Bird** (Mays Landing, N.J.) blocked a field goal against Akron it marked the eighth time in Frank Beamer's 14 seasons that Tech had blocked a kick in its opener.



Emmett Johnson started the season with this 59-yard touchdown reception and finished as Tech's leading receiver with 34 catches.

Hokies Special' in Big Victory at ECU

GAME 2: Virginia Tech 45, East Carolina 28

GREENVILLE, N.C. — Virginia Tech got 21 points from its special teams and timely plays from its defense on the way to a surprising, 45-28, road win over East Carolina in front of a sellout crowd and a national Thursday night ESPN audience.

Tech stunned the Pirates with 31 unanswered points in the first half, scoring two of its touchdowns on a blocked punt and a punt return. The Tech defense set up a first-half touchdown with one of its three interceptions and held ECU to just 132 yards in the opening half. The Pirates ended up with 418 yards of offense, but trailed 45-14 before scoring two touchdowns in the final 3:39 of the game.

Tech ran just 52 offensive plays in the game to 86 for ECU. The Hokies' offensive time of possession was only 23:11. All four of Tech's touchdown drives took 90 seconds or less.

A Closer Look

Virginia Tech's special teams contributed 21 points to the Hokies' 45-28 victory at East Carolina, posting two touchdowns, a field goal and six extra points. The touchdowns came when **Cory Bird** (Mays Landing, N.J.) returned a blocked punt nine yards for a score and **André Davis** (Niskayuna, N.Y.) returned a punt 87 yards for a TD. Tech's 21 special team points were the most in a game by the special teams during Coach Frank Beamer's 152 games at the helm. The previous high by the special teams under Beamer was 20 points against Syracuse last season.

André Davis' 87-yard punt return for a touchdown against ECU was the second-longest punt return on record for a Tech player. The school record is held by Frank Loria who posted a 95-yard return for a touchdown against Miami in 1967.

Tech blocked two kicks against East Carolina giving it three on the season. The Hokies blocked just two kicks during the entire 1999 season. Tech has blocked two kicks in a game 14 times during Coach Frank Beamer's tenure as head coach.

Tailback **Lee Suggs** (Roanoke, Va.) posted the first 100-yard rushing game of his collegiate career against the Pirates. Suggs ran for 122 yards on 11 carries during the victory. He scored on a 56-yard run and set up another TD with a 37-yard gain.

Tech got touchdowns from six different players in the ECU game, including tight end **Browning Wynn** (Jonesville, Va.), who registered his first collegiate TD on a 23-yard pass. It was the first touchdown for a Tech tight end since the 1997 season when Sean Sullivan grabbed a TD pass against West Virginia.

Defensive end Jim Davis puts the pressure on ECU quarterback David Garrard.

Sept. 7, 2000 • Greenville, N.C.

Dowdy-Ficklen Stadium • Att. 45,123

Virginia Tech	17	14	7	7	—	45
East Carolina	0	0	14	14	—	28

VT (7:41 re 1st) — FG Warley 46
 VT (6:36 re 1st) — Bird 9 blocked punt return (Warley kick)
 VT (2:18 re 1st) — Kendrick 14 run (Warley kick)
 VT (12:09 re 2nd) — Ferguson 7 run (Warley kick)
 VT (9:15 re 2nd) — Davis 87 punt return (Warley kick)
 ECU (8:20 re 3rd) — Floyd 4 pass from Garrard (Miller kick)
 ECU (4:08 re 3rd) — Stokes 37 pass from Garrard (Miller kick)
 VT (3:11 re 3rd) — Suggs 56 run (Warley kick)
 VT (14:55 re 4th) — Wynn 23 pass from Vick (Warley kick)
 ECU (3:39 re 4th) — Henry 1 run (Miller kick)
 ECU (0:54 re 4th) — Hatcher 51 fumble return (Miller kick)

Team Stats	VT	ECU
First downs	14	20
Rushes-yds.	36-205	39-87
Passing yds.	106	331
Return yds.	144	55
Passes	9-16-0	23-47-3
Punts-avg.	7-30	6-31
Fumbles-lost	2-1	4-0
Penalties-yds.	7-53	6-60
Time of poss.	23:11	36:49
Sacks by	4-27	2-12

Individual Leaders

Rushing — VT, Suggs 11-122, Kendrick 6-34, Ferguson 3-18, Vick 6-13, Burnell 2-12, Ward 4-5, Briggs 1-5, Easlick 1-(-1), Team 2-(-3); ECU, Wilson 14-41, Garrard 16-27, Henry 3-11, Alston 3-9, Gilliam 1-6, Team 2-(-7).
Passing — VT, Vick 9-15-0-106, Meyer 0-1-0-0; ECU, Garrard 22-38-2-296, Alston 1-9-1-35.
Receiving — VT, Davis 4-41, Johnson 2-20, Wynn 1-23, Wilford 1-11, Witten 1-11; ECU, Stokes 5-124, Morris 5-48, Burns 3-47, Yates 2-27, White 2-26, Harris 2-13, Henry 1-35, Powell 1-6, Floyd 1-4, Wilson 1-1.



Tech Blanks Rutgers in BIG EAST Opener

GAME 3: Virginia Tech 49, Rutgers 0

BLACKSBURG, Va. — Tailback Lee Suggs rushed for four touchdowns as Virginia Tech posted a 49-0 shutout against Rutgers before a sell-out crowd at Lane Stadium/Worsham Field.

Tech scored touchdowns on five of its first six possessions to grab a 35-0 halftime lead. Suggs provided three of those first-half TDs, while quarterback Michael Vick accounted for the other two. The Hokies piled up a total of 527 yards of offense for the game, including 348 yards on the ground.

Suggs finished the day with 76 yards rushing on 16 carries. Vick paced the rushing attack with 104 yards on 11 carries. He scored on an 8-yard run and also passed for a 17-yard TD to Emmett Johnson.

Tech got good play from its defense and special teams. The Hokies intercepted four passes and held the Scarlet Knight's to 241 total yards. Tech also set up a touchdown with a blocked punt.

A Closer Look

☛ Virginia Tech's 49-0 win over Rutgers marked the first shutout for Tech in a BIG EAST Conference opener and ran the Hokies' record in league openers to 9-1. The game was just the second BIG EAST opener for Tech at home and marked the team's first win in a BIG EAST opener at Lane Stadium/Worsham Field.

☛ The Hokies piled up 348 yards rushing against the Scarlet Knights, the most rushing yardage for a Tech team since posting 349 yards on the ground against Temple in 1996.

☛ Tech's 29 first downs during the game equalled the fifth-highest total in school history. It was the most first downs for the Hokies since posting 29 against Temple in 1998. Tech converted on 12 of 15 third-down situations against Rutgers.

☛ Tailback **Lee Suggs** (Roanoke, Va.) scored four touchdowns in the game, the most for a Tech player in a game since Tommy Edwards scored four at Pittsburgh during the 1993 season.

☛ The Hokies' four interceptions against Rutgers were the most in a game for Tech since picking off six passes against Rutgers in 1998.

☛ True freshman cornerback **Eric Green** (Clewiston, Fla.) contributed



The Hokies' gang-tackling defense piles up on a Rutgers running back. Tech also had four interceptions in the game.

the Hokies' fourth blocked kick of the season when he blocked a Scarlet Knight punt in the second quarter. The block set up a Tech touchdown. Green set up another touchdown when he tackled Rutgers' punter Mike Barr for a 22-yard loss following a bad snap.

☛ Tailback **Keith Burnell** (Chesapeake, Va.) scored his first collegiate touchdown during the win. Burnell rushed for a career-best 70 yards on six carries.

Sept. 16, 2000 • Blacksburg, Va. Lane Stadium/Worsham Field • Att. 56,272

Rutgers	0	0	0	0	—	0
Virginia Tech	21	14	7	7	—	49

VT (9:30 re 1st) — Suggs 7 run (Warley kick)
 VT (7:39 re 1st) — Johnson 17 pass from Vick (Warley kick)
 VT (2:00 re 1st) — Suggs 3 run (Warley kick)
 VT (10:29 re 2nd) — Vick 8 run (Warley kick)
 VT (8:56 re 2nd) — Suggs 1 run (Warley kick)
 VT (10:14 re 3rd) — Suggs 3 run (Warley kick)
 VT (10:42 re 4th) — Burnell 1 run (Warley kick)

Team Stats	RU	VT
First downs	15	29
Rushes-yds.	24-57	58-348
Passing yds.	184	179
Return yds.	8	70
Passes	17-49-4	15-28-0
Punts-avg.	7-31	3-46
Fumbles-lost	0-0	5-3
Penalties-yds.	5-50	7-62
Time of poss.	26:38	33:22
Sacks by	3-11	1-4

Individual Leaders

Rushing — RU, Thomas 11-53, Ohene 4-15, Schwenk 3-8, Anderson 3-3, Team 1-(-22); VT, Vick 11-104, Suggs 16-76, Burnell 6-70, Kendrick 9-31, Ward 8-26, Davis 1-15, Hawkins 2-11, Easlick 2-9, Noel 1-5, Ferguson 2-1.

Passing — RU, McMahon 12-36-3-149, Schwenk 4-12-1-21, Barr 1-1-0-14; VT, Vick 10-18-0-120, Meyer 3-5-0-38, Noel 2-5-0-21.

Receiving — RU, King 5-67, Martin 2-39, Smith 2-25, Johnson 2-7, Stringer 1-18, White 1-14, Ohene 1-5, Lovelace 1-5, Carty 1-3, Anderson 1-1; VT, Johnson 3-46, Wilford 3-35, Davis 3-34, Ward 2-28, Briggs 1-17, Donahue 1-8, Witten 1-6, Ferguson 1-5.

Hokies Rush to BIG EAST Victory at BC

GAME 4: Virginia Tech 48, Boston College 34

CHESTNUT HILL, Mass. — Virginia Tech used its ground game to secure a 48-34 BIG EAST road win before a sellout crowd at Boston College.

Tech piled up 420 yards rushing and scored six touchdowns on the ground during the victory. Quarterback Michael Vick and tailback Lee Suggs combined for 355 yards rushing and five touchdowns to pace the attack. An 11-yard TD run by Vick late in the second quarter put the Hokies up 35-20 at halftime, and a 10-yard scoring run by Suggs in the third quarter helped put the game out of reach.

Boston College put up the most points against Tech in a regular season game since 1998 but still couldn't catch the Hokies. The Eagles finished with 287 total yards, well below their average of 472.7.



QB Michael Vick puts a move on a BC defender. Vick rushed for three touchdowns in the game.

Sept. 28, 2000 • Chestnut Hill, Mass.
Alumni Stadium • Att. 44,500

Virginia Tech	14	21	7	6	—	48
Boston College	7	13	0	14	—	34

VT (9:32 re 1st) — Ferguson 1 run (Warley kick)
 VT (7:41 re 1st) — Davis 71 punt return (Warley kick)
 BC (5:11 re 1st) — Washington 15 run (Sutphin kick)
 BC (13:32 re 2nd) — Burke 6 pass from Hasselbeck (Sutphin kick)
 VT (9:28 re 2nd) — Suggs 24 run (Warley kick)
 VT (6:09 re 2nd) — Vick 26 run (Warley kick)
 BC (4:24 re 2nd) — Green 1 run (kick failed)
 VT (1:17 re 2nd) — Vick 11 run (Warley kick)
 VT (7:06 re 3rd) — Suggs 10 run (Warley kick)
 BC (12:56 re 4th) — Burke 17 pass from Hasselbeck (Sutphin kick)
 VT (11:04 re 4th) — Vick 82 run (kick failed)
 BC (7:21 re 4th) — Green 12 run (Sutphin kick)

Team Stats	VT	BC
First downs	23	20
Rushes-yds.	57-420	40-213
Passing yds.	61	74
Return yds.	94	6
Passes	5-17-1	11-24-1
Punts-avg.	3-35	7-36
Fumbles-lost	3-2	0-0
Penalties-yds.	13-90	8-50
Time of poss.	34:30	25:30
Sacks by	0-0	0-0

Individual Leaders

Rushing — VT, Vick 16-210, Suggs 22-145, Kendrick 10-49, Ferguson 6-18, Davis 1-6, Hawkins 1-0, Team 1-(-8); BC, Green 25-117, Washington 10-63, Hasselbeck 5-33.

Passing — VT, Vick 5-17-1-61; BC, Hasselbeck 10-23-1-78; St. Pierre 1-1-0-(-4).

Receiving — VT, Johnson 4-42, Slowikowski 1-19; BC, Burke 3-33, Dewalt 3-15, Guazzo 2-19, Comella 1-9, Daniels 1-2, Utzler 1-(-4).

A Closer Look

☛ Virginia Tech rushed for 420 yards during its 48-34 win at Boston College. The 420 yards marked the most rushing yardage for Tech since running for 453 yards against Akron in 1995. It was the most rushing yards in a BIG EAST game for the Hokies since 1993 when they piled up a school-record 500 yards on the ground against Pittsburgh.

☛ **Michael Vick** (Newport News, Va.) rushed for 210

yards against BC, the most rushing yards ever in a single game by a Virginia Tech quarterback and the third-best rushing total for any Tech player. The previous school mark of 204 yards was set by Bob Schweickert against Richmond in 1963. Vick also set a new record for a BIG EAST quarterback, breaking the old mark of 147 yards set by Syracuse's Kevin Mason against Pittsburgh in 1994.

☛ **Michael Vick** and tailback **Lee Suggs** (Roanoke, Va.) combined for 355 yards rushing against the Eagles, the most ever by two Tech players in a game. The previous high was 336 yards by Bob Schweickert (204) and fullback Sonny Utz (132) versus Richmond in 1963. Tech had three players — Phil Rogers (120), Roscoe Coles (111) and George Heath (104) — combine for 335 yards in a game at South Carolina in 1974.

☛ The Hokies allowed 213 yards rushing in the game. It was the most yards rushing by a Tech foe since Nebraska ran for 279 yards against the Hokies in the 1996 Orange Bowl. The 213 yards were the most given up in a win since allowing 231 yards during a 26-9 win versus Virginia in the final regular season game of '96.

☛ Tech's 13 penalties in the game were the most for the Hokies since posting 13 versus Arkansas State in 1997.

Defense Shines in Homecoming Win over Owls

GAME 5: Virginia Tech 35, Temple 13

BLACKSBURG, Va. — Virginia Tech's defense held Temple to just 116 total yards as the Hokies ran their overall record to 5-0 with a 35-13 BIG EAST victory before a sellout Homecoming crowd.

Tech jumped to a 21-0 lead during the first 16 minutes of the game, then had to fight off the Owls in the second half. Temple scored touchdowns in the final two minutes of the first half and the first two minutes of the second half to narrow the gap to 21-13. But during the final 28 minutes of the game, the Tech defense limited Temple to just 36 yards of offense.

Freshman cornerback Eric Green, who was making his first collegiate start, stopped two Temple drives with interceptions. The Hokies also posted six quarterback sacks and set up their first TD with a blocked punt by Wayne Ward.

Offensively, Tech piled up 376 total yards, including 214 on the ground. Tailback Lee Suggs ran for two TDs, while quarterback Michael Vick ran for one touchdown and passed for another.



David Pugh (71) and Jake Houseright (41) helped the Tech defense hold Temple to 116 yards of total offense when the teams met in Blacksburg.

A Closer Look

← Virginia Tech held Temple to minus-15 yards rushing and just 116 yards of total offense during its 35-13 win. Both figures were records for Tech in BIG EAST games. The Hokies previous mark for fewest rushing yards allowed in a BIG EAST game was minus-12 against Pittsburgh last year. The previous record for fewest total offensive yards given up in a league game was 120 in last year's 62-0 win over Syracuse. The last time Tech held any team to fewer than 116 yards also came during the 1999 season when the Hokies limited UAB to a school-record low of 63 total yards. The last time Tech held an opponent to fewer rushing yards was in 1997 when the Hokies' defense held Arkansas State to minus-28 yards.

← The Temple game marked the first game of the 2000 season in which Tech altered its starting lineup on either offense or defense. The Hokies' first lineup changes of the season came on defense

where true freshman **Eric Green** (Clewiston, Fla.) started in place of cornerback **Larry Austin** (Norfolk, Va.), who was injured against Boston College, and senior **Nick Sorensen** (Vienna, Va.) got his first start at the whip linebacker position. Austin, who underwent surgery for a torn ACL, was lost for the season. **Phillip Summers** (Clewiston, Fla.), who started Tech's first four games at whip, saw playing time at both the whip and rover positions during the Temple game.

← Tech, which posted just seven quarterback sacks in its first four games, came up with six sacks against the Owls. The Hokies got two sacks each from **David Pugh** (Madison Heights, Va.) and **Jim Davis** (Highland Springs, Va.), and one apiece from **Phillip Summers** (Clewiston, Fla.) and **Dan Wilkinson** (W. Palm Beach, Fla.).

Oct. 7, 2000 • Blacksburg, Va. Lane Stadium/Worsham Field • Att. 56,272

Temple	0	7	6	0	—	13
Virginia Tech	14	7	7	7	—	35

VT (12:24 re 1st) — Suggs 7 run (Warley kick)
 VT (5:14 re 1st) — Suggs 2 run (Warley kick)
 VT (14:53 re 2nd) — Hawkins 41 pass from Vick (Warley kick)
 TU (1:18 re 2nd) — Lacey 65 interception return (Poklemba kick)
 TU (13:17 re 3rd) — Cobb 26 pass from Frost (kick failed)
 VT (7:25 re 3rd) — Vick 5 run (Warley kick)
 VT (14:46 re 4th) — Kendrick 14 run (Warley kick)

Team Stats	TU	VT
First downs	7	25
Rushes-yds.	28-(-15)	56-214
Passing yds.	131	162
Return yds.	90	109
Passes	13-28-3	14-29-2
Punts-avg.	10-35	5-29
Fumbles-lost	0-0	5-1
Penalties-yds.	7-34	6-64
Time of poss.	27:02	32:58
Sacks by	4-27	6-43

Individual Leaders

Rushing — TU, Sharps 16-19, Trammer 2-5, McKie 2-2, Stubbs 1-1, Scott 3-(-15), Frost 4-(-27); VT, Suggs 17-56, Vick 18-55, Kendrick 12-50, Ferguson 2-24, Johnson 1-16, Burnell 2-6, Easlick 1-3, Ward 2-3, Hawkins 1-1.
Passing — TU, Frost 8-18-3-114, Scott 5-10-0-17; VT, Vick 14-28-2-162, Kendrick 0-1-0-0.
Receiving — TU, Muckerson 5-48, Sharps 3-9, Cobb 2-42, McKie 2-8, Chuku 1-24; VT, Davis 6-54, Hawkins 2-55, Johnson 2-16, Kendrick 2-13, Witten 1-15, Wilford 1-9.

Tech Uses Big Second Half To Down WVU

GAME 6: Virginia Tech 48, West Virginia 20

BLACKSBURG, Va. — Virginia Tech scored four touchdowns in the third quarter to erase a 14-7 halftime deficit and hand West Virginia a 48-20 loss before a Thursday night ESPN television audience and another packed house at Lane Stadium/Worsham Field.

The Hokies found themselves trailing for the first time this season when the Mountaineers scored with 58 seconds left in the first half to break a 7-7 tie. Tech wasted little time regaining control in the second half, tying the game on a season-best 72-yard pass from Michael Vick to tight end Bob Slowikowski and pulling away on three straight touchdowns by flanker André Davis.

Tech held the Mountaineers' offense to just 95 yards and no points in the second half. WVU got its last score on a fumble return with less than three minutes remaining.

Oct. 12, 2000 • Blacksburg, Va.
Lane Stadium/Worsham Field • Att. 56,272

West Virginia	0	14	0	6	—	20
Virginia Tech	7	0	27	14	—	48

VT (9:59 re 1st) — Suggs 2 run (Warley kick)
WVU (11:01 re 2nd) — Cobourne 7 run (Ohliger kick)
WVU (0:58 re 2nd) — Berton 4 pass from Lewis (Ohliger kick)
VT (13:50 re 3rd) — Slowikowski 72 pass from Vick (Warley kick)
VT (8:30 re 3rd) — Davis 30 run (kick failed)
VT (4:20 re 3rd) — Davis 64 pass from Vick (Warley kick)
VT (2:24 re 3rd) — Davis 76 punt return (Warley kick)
VT (10:17 re 4th) — Ferguson 16 run (Warley kick)
VT (3:44 re 4th) — Kendrick 2 run (Warley kick)
WVU (2:20 re 4th) — Meighan 36 fumble return (kick blocked)

Team Stats	WVU	VT
First downs	16	22
Rushes-yds.	33-78	48-271
Passing yds.	170	233
Return yds.	59	197
Passes	15-33-2	10-18-0
Punts-avg.	8-38	2-38
Fumbles-lost	0-0	4-3
Penalties-yds.	10-71	6-59
Time of poss.	32:30	27:30
Sacks by	1-6	2-17


Individual Leaders

Rushing — WVU, Cobourne 19-68, Ours 3-13, McMillen 1-2, Lewis 4-1, McBrien 1-(-3), Rego 5-(-3); VT, Suggs 18-83, Vick 11-57, Kendrick 10-56, Ferguson 3-34, Davis 1-30, Burnell 3-7, Briggs 1-2, Easlick 1-2.

Passing — WVU, Lewis 14-29-2-161, McBrien 1-4-0-9; VT, Vick 10-18-0-233.

Receiving — WVU, Brown 4-50, Ivy 3-55, Ours 2-24, Berton 2-21, Nastasi 1-9, Terry 1-8, Cobourne 1-6, Rego 1-(-3); VT, Davis 6-127, Slowikowski 2-82, Johnson 2-24.

André Davis scored TDs three different ways in a little over six minutes against West Virginia.



A Closer Look

☞ In an amazing span of 6:06 during the third quarter against West Virginia, Tech flanker **André Davis** (Niskayuna, N.Y.) scored three touchdowns in three different ways on three consecutive Tech possessions. Davis started by taking a reverse 30 yards for a touchdown that put the Hokies ahead 20-14 with 8:30 showing in the third quarter. On Tech's next offensive play after forcing a West Virginia punt, Davis hauled in a 64-yard pass from quarterback **Michael Vick** (Newport News, Va.) for another TD with 4:20 left in the quarter. When WVU was forced to punt again on

its next possession, Davis received the punt, took advantage of a crushing block by **Wayne Ward** (Plant City, Fla.) and raced 76 yards for his third straight touchdown. His final score came with 2:24 remaining in the quarter.

Davis became the first Tech player to score touchdowns three different ways in a game since the Hokies' modern-day records started in 1950. He also became the first Tech player to score three touchdowns in a single quarter since 1978 when tailback Kenny Lewis scored three first-quarter TDs in a season-opening

loss to Tulsa. The last Tech player to score three consecutive touchdowns in a game without any other scores in between was tailback Maurice Williams against Louisville in 1985.

☞ Tech scored 41 second-half points during its win over WVU. That stands as the most points scored by the Hokies in the second half of a

game since Tech's modern-day records began in 1950. The Hokies scored an overall record 61 points during the second half of a 99-0 win against Emory & Henry in 1919.

☞ **Bob Slowikowski** (Pittsburgh, Pa.) hauled in a 72-yard touchdown pass against the Mountaineers, the longest ever for a Tech tight end.

Hokies Finally Win at the Carrier Dome

GAME 7: Virginia Tech 22, Syracuse 14

SYRACUSE, N.Y. — Virginia Tech rallied from its biggest regular-season deficit since 1997 to post a 22-14 win over Syracuse. It was the Hokies' first victory at the Carrier Dome since 1986.

Syracuse jumped to a 14-0 lead in the first quarter, running up 177 yards of offense on just 13 plays. Meanwhile, SU's blitzing defense kept the Hokies' in check by sacking quarterback Michael Vick six times in the first half and eight times in the game.

Tech made the most of its opportunities in the game, coming up with five turnovers, including four in the second half. The defense set up the Hokies' first 15 points, then Vick capped the scoring with a big 55-yard scoring run with just 1:34 remaining.

The Hokies finished with just 240 yards of total offense.

Oct. 21, 2000 • Syracuse, N.Y.						
Syracuse Carrier Dome • Att. 49,033						
Virginia Tech	0	3	12	7	—	22
Syracuse	14	0	0	0	—	14
SU (7:11 re 1st) — Brown 9 run (Shafer kick)						
SU (2:21 re 1st) — Jackson 78 pass from Nunes (Shafer kick)						
VT (7:17 re 2nd) — FG Warley 47						
VT (6:24 re 3rd) — Suggs 5 run (pass failed)						
VT (2:49 re 3rd) — Suggs 1 run (pass failed)						
VT (1:34 re 4th) — Vick 55 run (Warley kick)						
Team Stats	VT	SU	Individual Leaders			
First downs	14	15	Rushing — VT, Suggs 21-91, Kendrick 8-73, Vick 16-9, Team 1-(-1), Ferguson 1-(-2), Johnson 1-(-5); SU, Brown 19-71, Nunes 13-33, Davis 2-8, Woodcock 1-7, Mungro 5-(-3), Scott 1-(-5).			
Rushes-yds.	48-165	41-111	Passing — VT, Vick 6-11-0-75; SU, Nunes 13-25-4-217.			
Passing yds.	75	217	Receiving — VT, Johnson 3-47, Davis 2-21, Wilford 1-7; SU, Jackson 4-155, Manley 3-25, Campbell 2-17, Woodcock 2-17, Mungro 1-5, Brown 1-(-2).			
Return yds.	29	14				
Passes	6-11-0	13-25-4				
Punts-avg.	7-33	2-50				
Fumbles-lost	1-0	2-1				
Penalties-yds.	6-40	12-77				
Time of poss.	31:18	28:42				
Sacks by	0-0	8-60				

It was the lowest offensive output for Tech since its last visit to the Carrier Dome in 1998. The Hokies managed just 152 total yards in that game, a 28-26 loss.

Syracuse finished with 328 yards of offense in the game, but its 14 points were the fewest ever by the Orangeman in a home game against Tech.

A Closer Look


☛ Tech's 22-14 win at Syracuse marked the Hokies' first win at the Carrier Dome since 1986, the year before Frank Beamer became Tech's head coach. The Hokies had lost on five straight visits to the Dome under Beamer.

☛ Syracuse piled up 177 yards of offense on 13 plays during the first quarter, an average of 13.6 yards per play. Over the last three quarters, however, the Orangemen compiled a combined total of just 151 yards on 53 plays. That averages out to 2.8 yards a play.

☛ **Willie Pile** (Alexandria, Va.) tied a Tech and BIG EAST record with three pass interceptions in the game. Pile set up a field goal and a touchdown with his first two interceptions. The redshirt sophomore free safety shares the Tech school mark with nine other players.

☛ When Tech kicker **Carter Warley** (Richmond, Va.) booted a 47-yard field goal against the Orangemen, it marked the first field goal attempt for the Hokies since the first quarter of the East Carolina game.

☛ When Syracuse took a 14-0 lead against Tech, it marked the largest regular-season deficit for the Hokies since falling behind Virginia, 27-3, during a 34-20 loss at Charlottesville in the final regular-season game of the 1997 season. Syracuse's 14 points in the first quarter exceeded the total scored against Tech during the first quarter of its first six games combined (10). SU was the first opponent to score first on the Hokies in 2000.



Willie Pile snagged three interceptions at the Carrier Dome, two of which set up Tech scoring plays.

Field Goal Lifts Tech Past Pittsburgh

GAME 8: Virginia Tech 37, Pittsburgh 34

BLACKSBURG, Va. — Carter Warley's 27-yard field goal with 16 seconds remaining in the game gave Virginia Tech a 37-34 come-from-behind victory over Pittsburgh at Lane Stadium.

Warley, tailback Lee Suggs and backup quarterback Dave Meyer were among the heroes in the Tech win. Meyer, who took over when starter Michael Vick was sidelined by an ankle injury, guided the Hokies on three second-half scoring drives. Suggs helped sustain those drives by rushing for 103 yards in the second half on the way to game total of 164 yards. Warley added field goals from 35 and 38 yards to go with his game-winner.

Pittsburgh piled up 311 yards and four touchdowns through the air during the game, but managed just nine offensive plays and 27 yards of offense during the fourth quarter.



Oct. 28, 2000 • Blacksburg, Va.
Lane Stadium/Worsham Field • Att. 56,272

Pittsburgh	6	14	14	0	—	34
Virginia Tech	7	13	7	10	—	37

VT (2:59 re 1st) — Suggs 2 run (Warley kick)
P (0:19 re 1st) — Grim 47 pass from Turman (kick blocked)
P (14:05 re 2nd) — Bryant 17 pass from Turman (Lotz kick)
VT (10:16 re 2nd) — FG Warley 35
VT (6:26 re 2nd) — Suggs 2 run (Warley kick)
P (5:55 re 2nd) — Bryant 26 pass from Turman (Lotz kick)
VT (0:17 re 2nd) — FG Warley 38
VT (6:40 re 3rd) — Ferguson 6 run (Warley kick)
P (0:29 re 3rd) — Barlow 2 run (Lotz kick)
P (0:04 re 3rd) — Bryant 29 pass from Turman (Lotz kick)
VT (12:16 re 4th) — Suggs 3 run (Warley kick)
VT (0:16 re 4th) — FG Warley 27

Team Stats	P	VT
First downs	17	30
Rushes-yds.	29-24	61-283
Passing yds.	311	194
Return yds.	0	26
Passes	17-26-1	15-28-1
Punts-avg.	6-33	3-40
Fumbles-lost	0-0	3-1
Penalties-yds.	4-27	3-33
Time of poss.	23:08	36:52
Sacks by	2-11	5-29

Individual Leaders

Rushing — P, Barlow 15-34, Polite 2-5, Goings 1-4, Team 1-0, Turman 10-(-19); VT, Suggs 28-164, Kendrick 12-39, Vick 10-34, Ferguson 6-32, Meyer 4-14, Hawkins 1-0.

Passing — P, Turman 17-26-1-311; VT, Vick 8-15-1-80; Meyer 7-13-0-114.

Receiving — P, Bryan 9-127, Grim 3-106, English 3-69, Polite 2-9; VT, Johnson 7-79, Wilford 2-25, Suggs 2-21, Wynn 1-28, Hawkins 1-18, Moody 1-12, Kendrick 1-11.

Place-kicker Carter Warley (49) and teammates celebrate Warley's game-winning field goal against the Panthers.

A Closer Look

☛ Virginia Tech's first scoring drive during its 37-34 win against Pittsburgh took 5:03. The Panthers' five scoring drives combined took a total of 5:58. Pittsburgh had three scoring drives that took 31 seconds or less. Tech controlled the football for 36:52 of the game — the most time of possession ever for Tech in a BIG EAST game. The Hokies' previous high for time of possession in a BIG EAST game was 36:44 against Pittsburgh in 1993.

The last time Tech had more time of possession in any game was against East Carolina in 1996 when the Hokies controlled the ball for 37:23.

☛ Tech compiled 30 first downs against the Panthers. That equals the third-highest single-game total in school history. The Hokies also had 30 first downs in games against Virginia in 1992 and Houston in 1972. Tech finished with 31 first downs at

Pittsburgh in 1993 and had a school record 34 first downs against Akron in 1991.

☛ **Ernest Wilford** (Richmond, Va.) made his first collegiate start in the Pittsburgh game. Wilford moved into the starting flanker position for **André Davis** (Niskayuna, N.Y.) who was sidelined by an ankle injury and bursitis in his left foot.

☛ Tech tailbacks **Lee Suggs** (Roanoke, Va.) and **André Kendrick** (Lynchburg,

Va.) posted their first pass receptions of the season during the Pittsburgh game. Suggs had two catches for 21 yards and Kendrick had one catch for 11 yards.

☛ Defensive tackle **David Pugh** (Madison Heights, Va.) blocked Pittsburgh's first extra point attempt of the game. It marked Tech's eighth blocked kick of the season and the Hokies' eighth blocked kick overall in their series with the Panthers.

Miami Ends Tech Streak of Regular-Season Victories

MIAMI, Fla. — The University of Miami handed Virginia Tech its first regular-season loss since 1998 with a 41-21 victory at the Orange Bowl. The game was played before a crowd of 77,410, the largest-ever to see a BIG EAST Conference football game.

The No. 3 Hurricanes used big plays to defeat the second-ranked Hokies. Five of the 'Canes six touchdown plays covered more than 40 yards. The Miami attack, directed by quarterback Ken Dorsey, piled up 466 yards of offense, the most against the Hokies during the 2000 season. Dorsey passed for 283 yards and three TDs as UM built a 28-0 lead during the first three quarters.

Tech quarterback Michael Vick, who did not practice during the week due to an ankle injury, did not start and played only 19 offensive plays. Senior Dave Meyer started and passed for 225 yards, while redshirt sophomore tailback Lee Suggs rushed 23 times for 121 yards.



QB Dave Meyer posted several career highs in his start against the Hurricanes.

GAME 9: Miami 41, Virginia Tech 21

Nov. 4, 2000 • Miami, Fla.
Orange Bowl • Att. 77,410

Virginia Tech	0	0	0	21	—	21
Miami	14	7	7	13	—	41

UM (10:29 re 1st) — Moss 42 pass from Dorsey (Sievers kick)
 UM (2:53 re 1st) — Jackson 17 run (Sievers kick)
 UM (3:30 re 2nd) — Shockey 44 pass from Dorsey (Sievers kick)
 UM (8:52 re 3rd) — Davenport 50 run (Sievers kick)
 VT (12:23 re 4th) — Suggs 1 run (Warley kick)
 UM (12:01 re 4th) — Moss 80 pass from Dorsey (Sievers kick)
 VT (10:27 re 4th) — Johnson 69 pass from Meyer (Warley kick)
 UM (7:35 re 4th) — Reed 44 interception return (kick failed)
 VT (1:36 re 4th) — Suggs 3 run (Warley kick)

Team Stats	VT	UM
First downs	18	16
Rushes-yds.	44-162	39-183
Passing yds.	234	283
Return yds.	43	52
Passes	15-30-2	11-23-0
Punts-avg.	8-32	8-43
Fumbles-lost	1-1	3-1
Penalties-yds.	3-26	7-68
Time of poss.	32:27	27:33
Sacks by	0-0	1-1

Individual Leaders

Rushing — VT, Suggs 23-121, Ferguson 5-20, Ward 2-9, Vick 3-5, Hawkins 2-4, Meyer 5-4, Kendrick 2-2, Johnson 1-(-1), Team 1-(-2); UM, Jackson 28-145, Davenport 3-57, Portis 6-7, Moss 1-(-4), Capshaw 1-(-22).
Passing — VT, Meyer 13-25-1-225, Vick 2-5-1-9; UM, Dorsey 11-23-0-283.
Receiving — VT, Wynn 4-58, Johnson 2-97, Ward 2-26, Wilford 2-21, Hawkins 2-14, Ferguson 1-10, Moody 1-9, Davis 1-0; UM, Moss 4-154, Shockey 3-61, Wayne 1-41, King 1-12, Davenport 1-11, Jackson 1-4.

A Closer Look

◀ Miami's 41-21 victory over the Hokies ended a streak of 19-straight regular-season victories for Tech. The streak dated back to a 36-32 loss to Virginia in the final regular-season game of the 1998 season. The UM win also ended Tech's BIG EAST record 14-game winning streak against league teams and snapped a five-game Tech winning streak against the 'Canes. The loss was the Hokies' first in a regular-season road game since the 1998 season when they lost at Syracuse, 28-26. Tech had won eight straight regular-season road games prior to the loss to UM.

◀ Miami's 41 points were the Hurricanes' most points against Tech at the Orange Bowl. Their previous high was 27. UM's point total also was the highest against the Hokies in a regular-season game since Syracuse scored 52 against Tech in 1996. Tech gave up 46

points to Florida State in last year's Sugar Bowl and 42 points against North Carolina in the Gator Bowl following the 1997 season.

◀ Senior **Dave Meyer** (Ramsey, N.J.) made his third career start at quarterback for Tech and posted career highs for passing attempts (25), completions (13) and passing yards (225). Meyer connected with **Emmett Johnson** (Chesapeake, Va.) on a 69-yard touchdown pass. It was the longest play of both players' Tech careers.

◀ Miami was the only team to out-rush the Hokies during the 2000 season. The 'Canes finished with 183 yards on the ground compared to 162 for Tech.

◀ Tech failed to register a pass interception in its loss to Miami. The Hokies had collected at least one interception in each of its previous nine games.


Hokies Stick to the Basics in Win at UCF

GAME 10: Virginia Tech 44, UCF 21

ORLANDO, Fla. — Tailback Lee Suggs rushed for five touchdowns as Virginia Tech ground out a convincing 44-21 victory in its first-ever football meeting with the University of Central Florida. A record crowd looked on as the Hokies used their nationally-ranked rushing attack to build a 37-7 lead.

Suggs, who set five BIG EAST Conference records during the game, carried the football 30 times for 143 yards. André Kendrick, his running mate at tailback, added 81 yards on 15 rushes. Tech's ground game proved so effective, the Hokies only attempted eight passes during the game, completing two. Tech's last 33 offensive plays of the game were all rushing attempts.

Tech's defense forced six turnovers during the game, including four interceptions. Four of the UCF turnovers led to Tech touchdowns.



Lee Suggs' five touchdowns against UCF set a BIG EAST single-game record.

Nov. 11, 2000 • Orlando, Fla.

Florida Citrus Bowl • Att. 50,220

Virginia Tech	21	9	14	0	—	44
UCF	7	0	14	0	—	21

VT (11:03 re 1st) — Suggs 1 run (Warley kick)
 UCF (7:27 re 1st) — Hinshaw 7 pass from Schneider (Beorlegui kick)
 VT (4:31 re 1st) — Suggs 1 run (Warley kick)
 VT (0:05 re 1st) — Suggs 1 run (Warley kick)
 VT (2:58 re 2nd) — FG Warley 33
 VT (0:58 re 2nd) — Adibi 36 fumble return (team kick failed)
 VT (11:08 re 3rd) — Suggs 13 run (Warley kick)
 UCF (9:33 re 3rd) — Hinshaw 24 pass from Schneider (Beorlegui kick)
 VT (6:20 re 3rd) — Suggs 4 run (Warley kick)
 UCF (3:47 re 3rd) — Clark 10 pass from Schneider (Beorlegui kick)

Team Stats	VT	UCF
First downs	21	24
Rushes-yds.	61-313	23-21
Passing yds.	55	362
Return yds.	150	19
Passes	2-8-0	28-45-4
Punts-avg.	3-36	3-38
Fumbles-lost	0-0	3-2
Penalties-yds.	8-81	9-85
Time of poss.	33:02	26:58
Sacks by	6-37	0-0

Individual Leaders

Rushing — VT, Suggs 30-143, Kendrick 15-81, Meyer 6-45, Ferguson 6-35, Hawkins 3-9, Team 1-0; UCF, Mack 7-32, Baker 5-16, Howard 1-3, Penn 2-(-15), Schneider 8-(-15).
Passing — VT, Meyer 2-7-0-55, Kendrick 0-1-0-0; UCF, Schneider 25-41-4-346, Penn 3-4-0-16.
Receiving — VT, Johnson 1-55, Hawkins 1-0; UCF, Hinshaw 10-116, Clark 4-93, Mack 4-26, Davis 3-22, Fryzel 2-28, Ward 2-19, Jackson 1-30, Baker 1-22, Johnson 1-6.

A Closer Look

☛ Virginia Tech attempted just eight passes in its game against UCF. It was the fewest passing attempts in a game for the Hokies since 1987 when they tried just seven during a 21-20 win against Cincinnati. Tech's two pass completions in the UCF game were the fewest by a Tech team since 1977 when the Hokies completed just one pass on the way to a 27-7 win over VMI.

☛ Tailback **Lee Suggs** (Roanoke, Va.) ran for five touchdowns against the Golden Knights. It was the most touchdowns ever by an individual in a game against UCF. Suggs' five touchdowns also set a BIG EAST single-game record, but fell short of the Tech mark of six TDs in a game set by Tommy Francisco against VMI in 1966.

☛ Tech forced a season-high six turnovers in its win against UCF and did not commit a turnover of its own.

The Hokies entered the game having committed 22 turnovers and forced 22 turnovers during the season.

☛ Redshirt freshman defensive end **Nathaniel Adibi** (Hampton, Va.) registered his first collegiate touchdown when he picked up a fumble and ran 36 yards for a TD against UCF. Adibi's return was the longest scoring play of the game.

☛ **Billy Hardee** (Winter Haven, Fla.) made his first career start in the UCF game. Hardee, whose hometown is just a short distance from Orlando, opened the game at the boundary cornerback position.

☛ Defensive tackle **David Pugh** (Madison Heights, Va.) posted his first collegiate pass interception during the UCF game. He became the ninth different Tech player to register an interception this season.

Tech Beats UVa To Cap Another 10-Win Season

GAME 11: Virginia Tech 42, Virginia 21

BLACKSBURG, Va. — Virginia Tech used a balanced offensive attack and some stingy defense over the final three quarters to post a 42-21 victory over state-rival Virginia. The win gave Tech its fourth season of 10 or more wins in six years.

Tech tailback Lee Suggs rushed for 116 yards and scored four touchdowns in the game, and quarterback Michael Vick returned to the starting lineup for the first time since Oct. 28. Vick passed for 202 yards and ran for 28 yards, despite re-injuring his ankle. The Hokies finished the game with 461 total yards, including 259 on the ground.

After giving up 14 points and 171 yards of offense in the first quarter, the Tech defense settled down and allowed just seven points and 157 total yards during the final three quarters of play. The Cavaliers managed just 29 yards on the ground over the last three quarters after piling up 142 in the first quarter.


Nov. 25, 2000 • Blacksburg, Va.
Lane Stadium/Worsham Field • Att. 56,272

Virginia	14	0	7	0	—	21
Virginia Tech	7	21	7	7	—	42

UVa (10:02 re 1st) — Foreman 7 run (Greene kick)
 VT (7:23 re 1st) — Ferguson 13 run (Warley kick)
 UVa (5:41 re 1st) — Womack 24 run (Greene kick)
 VT (12:02 re 2nd) — Suggs 30 run (Warley kick)
 VT (6:31 re 2nd) — Ferguson 1 run (Warley kick)
 VT (0:19 re 2nd) — Suggs 23 pass from Vick (Warley kick)
 VT (9:51 re 3rd) — Suggs 3 run (Warley kick)
 UVa (1:08 re 3rd) — Foreman 11 run (Greene kick)
 VT (13:00 re 4th) — Suggs 6 run (Warley kick)

Team Stats	UVa	VT
First downs	15	26
Rushes-yds.	34-171	53-262
Passing yds.	157	202
Return yds.	1	71
Passes	9-24-0	16-25-0
Punts-avg.	9-42	5-40
Fumbles-lost	1-1	2-1
Penalties-yds.	8-70	6-61
Time of poss.	27:03	32:57
Sacks by	0-0	2-10

Individual Leaders
Rushing — UVa, Womack 20-134, Foreman 6-29, Spinner 6-8, Duckett 1-2, Team 1-(-2); VT, Suggs 22-116, Kendrick 14-81, Vick 5-28, Ferguson 4-18, Ward 4-14, Burnell 1-3, Briggs 1-1, Hawkins 1-0, Team 1-(-2).
Passing — UVa, Spinner 9-20-0-157, Ellis 0-4-0-0; VT, Vick 16-23-0-202, Meyer 0-2-0-0.
Receiving — UVa, Coffey 3-50, Baber 2-29, Luzar 1-62, Johnson 1-15, Dotson 1-8, Womack 1-(-7); Johnson 6-71, Witten 4-39, Wilford 2-33, Ferguson 1-25, Suggs 1-23, Hawkins 1-10, Moody 1-1.



Fullback Jarrett Ferguson ran for six touchdowns last season, including two against UVa.

A Closer Look

← Virginia Tech's six touchdowns against Virginia boosted the Hokies to a school record. Tech finished the season with 61 total touchdowns, surpassing the previous single-season mark of 57 set last year. The Hokies' 42 points against the Cavs brought their season total to 443 points, the second most in school history behind last year's 455.

← Tailback **Lee Suggs** (Roanoke, Va.) posted his

sixth 100-yard rushing game of the season during the win over Virginia, tying a school single-season mark for 100-yard games shared by Roscoe Coles and Cyrus Lawrence. Suggs ran for 116 yards on 22 carries versus the Cavs.

← **Suggs** caught a 23-yard touchdown pass during the Virginia game, the first TD reception of his Tech career. It was the first touchdown catch by a Tech tailback since Lamont

Pegues caught a 47-yard TD pass against Virginia in 1997.

← Redshirt sophomore **Ronyell Whitaker** (Norfolk, Va.) turned in a career-best 61-yard punt return in the Virginia game. Whitaker, who took over the Hokies' punt return duties when national leader André Davis was injured, ended up third in the BIG EAST and 16th in the nation in punt returns with an average of 14.4 yards per return.

← **Dan Wilkinson** (r-Jr., West Palm Beach, Fla.) made his first career start in the Virginia game. Wilkinson started at defensive tackle in place of Chad Beasley, who saw only limited action due to an injury.

← Fullback **Jarrett Ferguson** (Goodview, Va.) ran for two touchdowns against UVa, giving him six rushing TDs for the season — the most rushing TDs by a Tech fullback since Phil Bryant had six in 1991.


All-Star Hokies

Tech Players Honored in 2000


Punt Returner

André Davis

- American Football Coaches Association (AFCA) First-Team All-American
- Second-Team All-BIG EAST Conference
- Collegefootballnews.com Second-Team All-American
- Rivals.com Second Team All-American
- CNNSI.com First-Team All-American



Matt Lehr



André Davis scores on a punt return in Tech's win over WVU.

Offensive Tackle

Matt Lehr

- Walter Camp Foundation Second-Team All-American
- ESPN the Magazine All-American
- Second-Team All-BIG EAST Conference

Tailback

Lee Suggs



Lee Suggs scores one of his five touchdowns against UCF.

Lee Suggs' 2000 Accomplishments:

- Rushed for 1,207 yards in 11 games, which is the most under coach Frank Beamer and the third-most ever in a single season at Tech
- Scored 28 touchdowns (27 rushing, 1 receiving), best in the nation
- Led the nation in scoring with 15.27 points per game
- Broke the school and BIG EAST records for rushing touchdowns, total touchdowns and points scored in a season
- Set a new conference record for rushing touchdowns, total touchdowns and points in a game when he scored five against the University of Central Florida
- Tied the school record for 100-yard rushing games in a season with six
- Unanimous first-team All-BIG EAST selection at running back
- Voted Co-BIG EAST Offensive Player of the Year
- A unanimous winner of the Dudley Award, given to the top collegiate football player in the Commonwealth of Virginia
- Named a third-team All-American by *Football News* and The Associated Press

Video highlights, statistics, profile, accomplishments

www.hokiesportsinfo.com/suggs

August 11, 2001

Linebacker

Ben Taylor

- Third-Team Associated Press All-American
- First-Team All-BIG EAST Conference

Offensive Tackle
Dave Kadela

- First-Team All-BIG EAST Conference

Defensive Tackle
David Pugh

- First-Team All-BIG EAST Conference

Quarterback
Michael Vick

- Sixth in voting for the 2000 Heisman Trophy
- Second-Team All-BIG EAST Conference
- Gator Bowl MVP

Rover
Cory Bird

- ESPN the Magazine All-American
- Second-Team All-BIG EAST Conference

Defensive Tackle
Chad Beasley

- Second-Team All-BIG EAST Conference

Place-Kicker
Carter Warley

- Second-Team All-BIG EAST Conference

Cornerback
Ronyell Whitaker

- Second-Team All-BIG EAST Conference

Tight End
Browning Wynn

- Second-Team All-BIG EAST Conference

Offensive Guard
Josh Redding

- Collegefootballnews.com Third-Team All-American
- CNNSI.com Honorable Mention All-American

Defensive End
Nathaniel Adibi

- The Sporting News First-Team Freshman All-American

Cornerback
Eric Green

- The Sporting News Second-Team Freshman All-American



Defensive tackle David Pugh had five sacks and 10 quarterback hurries for the Hokies last season.



Rover Cory Bird provided terrific senior leadership to the Tech defense in 2000.



Michael Vick



Chad Beasley gets a sack in Tech's win over Pittsburgh.



Cornerback Ronyell Whitaker, who doubles as a punt returner for the Hokies, celebrates an interception in the UCF game.

VT 2000 Statistics

Record	Overall	Home	Away	Neutral
All Games	11-1-0	6-0-0	4-1-0	1-0-0
Conference	6-1-0	4-0-0	2-1-0	0-0-0
Non-Conference	5-0-0	2-0-0	2-0-0	1-0-0

Date	Opponent	W/L	Score	Attend.
Sept. 2, 2000	AKRON	hW	52-23	56,272
Sept. 7, 2000	at East Carolina	aW	45-28	45,123
Sept. 16, 2000	RUTGERS*	hW	49-0	56,272
Sept. 30, 2000	at Boston College*	aW	48-34	44,500
Oct. 7, 2000	TEMPLE*	hW	35-13	56,272
Oct. 12, 2000	WEST VIRGINIA*	hW	48-20	56,272
Oct. 21, 2000	at Syracuse*	aW	22-14	49,033
Oct. 28, 2000	PITTSBURGH*	hW	37-34	56,272
Nov. 4, 2000	at Miami*	aL	21-41	77,410
Nov. 11, 2000	at Central Florida	aW	44-21	50,220
Nov. 25, 2000	VIRGINIA	hW	42-21	56,272
Jan. 1, 2001	Clemson†	nW	41-20	68,741

* Indicates BIG EAST Conference game
 † Toyota Gator Bowl (does not affect statistics)

RUSHING	GP	Att	Gain	Loss	Net	Avg	TD	Long	Avg/G
SUGGS, Lee	11	222	1224	17	1207	5.4	27	56	109.7
VICK, Michael	10	104	800	183	617	5.9	8	82	61.7
KENDRICK, André	11	107	570	23	547	5.1	3	34	49.7
FERGUSON, J.	11	40	215	5	210	5.2	6	26	19.1
BURNELL, Keith	9	17	111	0	111	6.5	1	59	12.3
WARD, Wayne	11	25	85	3	82	3.3	0	11	7.5
MEYER, Dave	8	15	72	9	63	4.2	0	18	7.9
DAVIS, André	9	3	51	0	51	17.0	1	30	5.7
EASLICK, Doug	6	8	34	2	32	4.0	0	18	5.3
HAWKINS, Cullen	11	12	29	0	29	2.4	0	10	2.6
JOHNSON, Emmett	11	4	35	6	29	7.2	0	19	2.6
BRIGGS, Wayne	10	4	11	0	11	2.8	0	5	1.1
NOEL, Grant	3	1	5	0	5	5.0	0	5	1.7
Team	10	8	0	19	-19	-2.4	0	0	-1.9
Total	11	570	3242	267	2975	5.2	46	82	270.5
Opponents	11	374	1462	370	1092	2.9	13	53	99.3

PASSING	G	Effic	Att-Cmp-Int	Pct	Yds	TD	Lng	Avg/G
VICK, Michael	10	127.36	161-87-6	54.0	1234	8	72	123.4
MEYER, Dave	8	118.09	53-25-1	47.2	432	1	69	54.0
NOEL, Grant	3	81.16	10-4-0	40.0	49	0	21	16.3
KENDRICK, André	11	0.00	2-0-0	0.0	0	0	0	0.0
Total	11	122.02	226-116-7	51.3	1715	9	72	155.9
Opponents	11	110.65	354-171-23	48.3	2468	18	80	224.4

TEAM STATISTICS	VT	OPP
SCORING	443	249
Points Per Game	40.3	22.6
FIRST DOWNS	247	185
Rushing	162	70
Passing	72	97
Penalty	13	18
RUSHING YARDAGE	2975	1092
Yards gained rushing	3242	1462
Yards lost rushing	267	370
Rushing Attempts	570	374
Average Per Rush	5.2	2.9
Average Per Game	270.5	99.3
TDs Rushing	46	13
PASSING YARDAGE	1715	2468
Att-Cmp-Int	226-116-7	354-171-23
Average Per Pass	7.6	7.0
Average Per Catch	14.8	14.4
Average Per Game	155.9	224.4
TDs Passing	9	18
TOTAL OFFENSE	4690	3560
Total Plays	796	728
Average Per Play	5.9	4.9
Average Per Game	426.4	323.6
KICK RET: #-YARDS	30-568	49-812
PUNT RET: #-YARDS	39-711	17-93
INT RET: #-YARDS	23-227	7-124
KICK RETURN AVG	18.9	16.6
PUNT RETURN AVG	18.2	5.5
INT RETURN AVG	9.9	17.7
FUMBLES-LOST	29-16	14-6
PENALTIES-YARDS	70-613	80-612
Average Per Game	55.7	55.6
PUNTS-YARDS	48-1656	72-2702
Average Per Punt	34.5	37.5
Net punt average	32.6	27.7
TIME OF POSS./GAME	31:23	28:37
3RD-DOWN CONV.	75/148	51/162
3rd-Down Pct	51%	31%
4TH-DOWN CONV.	5/12	3/16
4th-Down Pct	42%	19%
SACKS BY-YARDS	28-180	22-135
MISC YARDS	67	103
TOUCHDOWNS SCORED	61	36
FIELD GOALS-ATTEMPTS	7-9	1-7
PAT-ATTEMPTS	56-59	30-36
ATTENDANCE	337,632	266,286
Games/Avg Per Game	6/56,272	5/53,257

Defensive Statistics

DEFENSIVE LEADERS	GP	UT	AT	Total	ForLoss	Sacks	Pass Def	Fumbles	Blkd
						No-Yards	Int-Yds	BrUp	QBH
								Rcv-Yds	FF
								Kick	Saf
TAYLOR, Ben	11	59	44	103	7-25	1.5-13	2-42	5	9
HOUSERIGHT, Jake	11	35	40	75	5-13	0.5-2	.	5	6
BIRD, Cory	11	44	26	70	12-48	3.0-18	2-11	7	6
SUMMERS, Phillip	11	42	24	66	4-28	2.0-17	1-3	3	.
WHITAKER, Ronyell	11	37	24	61	2-3	.	5-76	9	.
BEASLEY, Chad	11	23	35	58	8-23	1.0-6	1-15	5	5
PUGH, David	11	30	27	57	12-63	5.0-35	1-2	4	10
PILE, Willie	11	35	21	56	2-4	.	6-22	10	.
COBB, Lamar	11	17	30	47	5-15	1.0-6	.	2	10
ADIBI, Nathaniel	11	28	17	45	8-44	5.0-33	.	1	5
WELCH, Brian	11	26	16	42	3-6	1.0-4	.	1	3
SORENSEN, Nick	11	25	17	42	5-13	1.0-5	.	5	.
HARDEE, Billy	9	17	17	34	2-5	.	.	2	.
GREEN, Eric	11	19	12	31	1-22	.	4-51	12	.
DAVIS, Jim	11	17	11	28	6-32	3.5-23	.	1	5
McCADAM, Kevin	9	11	17	28	1-4	.	.	1	1
WARD, Wayne	11	12	14	26
WILKINSON, Dan	11	11	12	23	4-12	2.5-8	.	1	2
AUSTIN, Larry	4	13	9	22	.	.	.	4	.
REED, Channing	10	11	10	21	1-10	1.0-10	.	2	.
COLAS, Cols	10	6	14	20	.	.	.	4	.
LEWIS, Kevin	8	7	8	15	3-8	.	.	2	.
WOLFE, Benny	11	7	8	15	.	.	.	2	.
BUTLER, Tee	11	7	6	13	2-2
DONAHUE, Mike	11	7	4	11
KREBS, Chris	11	3	5	8
JACKSON, TJ	9	5	3	8
PROVITT, Deon	11	3	5	8
WITTEN, Shawn	11	6	1	7
BUIE, Chris	9	2	4	6
CRAWFORD, Michael	9	3	3	6
WILDS, Garnell	5	3	1	4	.	.	1-5	1	.
ROBINSON, Vegas	5	2	2	4
COOK, Ron	2	1	1	2	.	.	.	1	.
MARKOGIANNAKIS, Alex	4	.	1	1
WARLEY, Carter	11	.	1	1
KEISTER, Ken	11	.	1	1
SLOWIKOWSKI, Bob	11	1	.	1
WYNN, Browning	11	1	.	1
BRYANT, Derald	3	1	.	1
SUGGS, Lee	11	1	.	1	1-6	.	.	.	1
Total	11	578	491	1069	94-386	28-180	23-227	79	73
Opponents	11	439	422	861	69-280	22-135	7-124	24	16-103

RECEIVING	G	No.	Yds	Avg	TD	Long	Avg/G
JOHNSON, Emmett	11	34	574	16.9	3	69	52.2
DAVIS, André	9	24	318	13.2	2	64	35.3
WILFORD, Ernest	11	12	141	11.8	0	17	12.8
WITTEN, Shawn	11	9	88	9.8	0	15	8.0
WYNN, Browning	11	8	167	20.9	1	33	15.2
HAWKINS, Cullen	11	7	97	13.9	1	41	8.8
WARD, Wayne	11	4	54	13.5	0	17	4.9
SLOWIKOWSKI, Bob	11	3	101	33.7	1	72	9.2
SUGGS, Lee	11	3	44	14.7	1	23	4.0
FERGUSON, Jarrett	11	3	40	13.3	0	25	3.6
KENDRICK, André	11	3	24	8.0	0	11	2.2
MOODY, Ron	7	3	21	7.0	0	12	3.0
WILLIS, Keith	10	1	21	21.0	0	21	2.1
BRIGGS, Wayne	10	1	17	17.0	0	17	1.7
DONAHUE, Mike	11	1	8	8.0	0	8	0.7
Total	11	116	1715	14.8	9	72	155.9
Opponents	11	171	2468	14.4	18	80	224.4

PUNT RETURNS	No.	Yds	Avg	TD	Long
DAVIS, André	18	396	22.0	3	87
WHITAKER, Ronyell	17	245	14.4	0	61
WARD, Wayne	2	30	15.0	0	6
GREEN, Eric	1	13	13.0	0	0
SUGGS, Lee	1	18	18.0	0	4
BIRD, Cory	0	9	0.0	1	9
Total	39	711	18.2	4	87
Opponents	17	93	5.5	0	23

INTERCEPTIONS	No.	Yds	Avg	TD	Long
PILE, Willie	6	22	3.7	1	11
WHITAKER, Ronyell	5	76	15.2	0	32
GREEN, Eric	4	51	12.8	0	41
BIRD, Cory	2	11	5.5	0	8
TAYLOR, Ben	2	42	21.0	0	42
WILDS, Garnell	1	5	5.0	0	5
BEASLEY, Chad	1	15	15.0	0	15
PUGH, David	1	2	2.0	0	2
SUMMERS, Phillip	1	3	3.0	0	3
Total	23	227	9.9	1	42
Opponents	7	124	17.7	2	65

KICK RETURNS	No.	Yds	Avg	TD	Long
KENDRICK, André	22	447	20.3	0	40
SUGGS, Lee	3	45	15.0	0	26
HAWKINS, Cullen	2	31	15.5	0	19
WARD, Wayne	2	37	18.5	0	29
WILLIS, Keith	1	8	8.0	0	8
Total	30	568	18.9	0	40
Opponents	49	812	16.6	0	30

FUMBLE RETURNS	No.	Yds	Avg	TD	Long
COBB, Lamar	1	20	20.0	0	20
HOUSERIGHT, Jake	1	11	11.0	0	11
ADIBI, Nathaniel	1	36	36.0	1	36
BIRD, Cory	1	0	0.0	0	0
Total	4	67	16.8	1	36
Opponents	3	103	34.3	3	51

SCORING	TD	FGs	PATs					DXP	Saf	Points
			Kick	Rush	Rcv	Pass				
SUGGS, Lee	28	0-0	0-0	0-0	0	0-0	0	0	168	
WARLEY, Carter	0	7-9	56-57	0-0	0	0-0	0	0	77	
VICK, Michael	8	0-0	0-0	0-0	0	0-2	0	0	48	
DAVIS, André	6	0-0	0-0	0-0	0	0-0	0	0	36	
FERGUSON, Jarrett	6	0-0	0-0	0-0	0	0-0	0	0	36	
KENDRICK, André	3	0-0	0-0	0-0	0	0-0	0	0	18	
JOHNSON, Emmett	3	0-0	0-0	0-0	0	0-0	0	0	18	
BURNELL, Keith	1	0-0	0-0	0-0	0	0-0	0	0	6	
ADIBI, Nathaniel	1	0-0	0-0	0-0	0	0-0	0	0	6	
SLOWIKOWSKI, Bob	1	0-0	0-0	0-0	0	0-0	0	0	6	
WYNN, Browning	1	0-0	0-0	0-0	0	0-0	0	0	6	
PILE, Willie	1	0-0	0-0	0-0	0	0-0	0	0	6	
HAWKINS, Cullen	1	0-0	0-0	0-0	0	0-0	0	0	6	
BIRD, Cory	1	0-0	0-0	0-0	0	0-0	0	0	6	
Team	0	0-0	0-2	0-0	0	0-0	0	0	0	
Total	61	7-9	56-59	0-0	0	0-2	0	0	443	
Opponents	36	1-7	30-36	0-0	0	0-0	0	0	249	

FIELD GOALS	FGM-A	Pct	01-19	20-29	30-39	40-49	50-99	Lg	Blk
WARLEY, Carter	7-9	77.8	0-0	1-1	4-5	2-3	0-0	47	0

PUNTING	No.	Yds	Avg	Long	TB	FC	I-20	Blkd
PEASLEE, Robert	44	1555	35.3	51	3	6	14	1
TAYLOR, Ben	3	101	33.7	42	0	0	1	0
Team	1	0	0.0	0	0	0	0	0
Total	48	1656	34.5	51	3	6	15	1
Opponents	72	2702	37.5	61	3	3	7	4

FG SEQUENCE	Virginia Tech	Opponents
Akron	(32)	48,(22)
East Carolina	(46)	27
Rutgers	-	47
Boston College	-	-
Temple	-	-
West Virginia	-	-
Syracuse	(47)	51,48
Pittsburgh	(35),(38),46,(27)	-
Miami	-	-
Central Florida	(33),35	-
Virginia	-	47

Numbers in (parentheses) indicate field goal was made.

TOTAL OFFENSE	G	Plays	Rush	Pass	Total	Avg/G
VICK, Michael	10	265	617	1234	1851	185.1
SUGGS, Lee	11	222	1207	0	1207	109.7
KENDRICK, André	11	109	547	0	547	49.7
MEYER, Dave	8	68	63	432	495	61.9
FERGUSON, Jarrett	11	40	210	0	210	19.1
BURNELL, Keith	9	17	111	0	111	12.3
WARD, Wayne	11	25	82	0	82	7.5
NOEL, Grant	3	11	5	49	54	18.0
DAVIS, André	9	3	51	0	51	5.7
EASLICK, Doug	6	8	32	0	32	5.3
HAWKINS, Cullen	11	12	29	0	29	2.6
JOHNSON, Emmett	11	4	29	0	29	2.6
BRIGGS, Wayne	10	4	11	0	11	1.1
Team	10	8	-19	0	-19	-1.9
Total	11	796	2975	1715	4690	426.4
Opponents	11	728	1092	2468	3560	323.6

ALL PURPOSE	G	Rush	Rec	PR	KOR	IR	FR	Tot	Avg/G
SUGGS, Lee	11	1207	44	18	45	0	0	1314	119.5
KENDRICK, André	11	547	24	0	447	0	0	1018	92.5
DAVIS, André	9	51	318	396	0	0	0	765	85.0
VICK, Michael	10	617	0	0	0	0	0	617	61.7
JOHNSON, Emmett	11	29	574	0	0	0	0	603	54.8
WHITAKER, Ronyell	11	0	0	245	0	76	0	321	29.2
FERGUSON, Jarrett	11	210	40	0	0	0	0	250	22.7
WARD, Wayne	11	82	54	30	37	0	0	203	18.5
WYNN, Browning	11	0	167	0	0	0	0	167	15.2
HAWKINS, Cullen	11	29	97	0	31	0	0	157	14.3
WILFORD, Ernest	11	0	141	0	0	0	0	141	12.8
BURNELL, Keith	9	111	0	0	0	0	0	111	12.3
SLOWIKOWSKI, Bob	11	0	101	0	0	0	0	101	9.2
WITTEN, Shawn	11	0	88	0	0	0	0	88	8.0
GREEN, Eric	11	0	0	13	0	51	0	64	5.8
MEYER, Dave	8	63	0	0	0	0	0	63	7.9
TAYLOR, Ben	11	0	0	0	0	42	0	42	3.8
ADIBI, Nathaniel	11	0	0	0	0	0	36	36	3.3
EASLICK, Doug	6	32	0	0	0	0	0	32	5.3
WILLIS, Keith	10	0	21	0	8	0	0	29	2.9
BRIGGS, Wayne	10	11	17	0	0	0	0	28	2.8
PILE, Willie	11	0	0	0	0	22	0	22	2.0
MOODY, Ron	7	0	21	0	0	0	0	21	3.0
COBB, Lamar	11	0	0	0	0	0	20	20	1.8
BIRD, Cory	11	0	0	9	0	11	0	20	1.8
BEASLEY, Chad	11	0	0	0	0	15	0	15	1.4
HOUSERIGHT, Jake	11	0	0	0	0	0	11	11	1.0
DONAHUE, Mike	11	0	8	0	0	0	0	8	0.7
WILDS, Garnell	5	0	0	0	0	5	0	5	0.8
NOEL, Grant	3	5	0	0	0	0	0	5	1.7
SUMMERS, Phillip	11	0	0	0	0	3	0	3	0.3
PUGH, David	11	0	0	0	0	2	0	2	0.2
Team	10	-19	0	0	0	0	0	-19	-1.9
Total	11	2975	1715	711	568	227	67	6263	569.4
Opponents	11	1092	2468	93	812	124	103	4692	426.5



DE Lamar Cobb tied for the team lead in QB hurries with 10.

2000 Season Superlatives



Tech Individual Game Highs

Rushes	30	SUGGS, Lee at Central Florida (Nov 11, 2000)
Yards Rushing	210	VICK, Michael at Boston College (Sep 30, 2000)
TD Rushes	5	SUGGS, Lee at Central Florida (Nov 11, 2000)
Long Rush	82	VICK, Michael at Boston College (Sep 30, 2000)
Pass attempts	28	VICK, Michael vs Temple (Oct 07, 2000)
Pass completions	16	VICK, Michael vs Virginia (Nov 25, 2000)
Yards Passing	233	VICK, Michael vs West Virginia (Oct 12, 2000)
TD Passes	2	VICK, Michael vs Akron (Sep 02, 2000)
		VICK, Michael vs West Virginia (Oct 12, 2000)
Long Pass	72	VICK, Michael vs West Virginia (Oct 12, 2000)
Receptions	7	JOHNSON, Emmett vs Pittsburgh (Oct 28, 2000)
Yards Receiving	127	DAVIS, André vs West Virginia (Oct 12, 2000)
TD Receptions	1	JOHNSON, Emmett vs Akron (Sep 02, 2000)
		DAVIS, André vs Akron (Sep 02, 2000)
		WYNN, Browning at East Carolina (Sep 07, 2000)
		JOHNSON, Emmett vs Rutgers (Sep 16, 2000)
		HAWKINS, Cullen vs Temple (Oct 07, 2000)
		DAVIS, André vs West Virginia (Oct 12, 2000)
		SLOWIKOWSKI, Bob vs West Virginia (Oct 12, 2000)
		JOHNSON, Emmett at Miami (Nov 04, 2000)
		SUGGS, Lee vs Virginia (Nov 25, 2000)
Long Reception	72	SLOWIKOWSKI, Bob vs West Virginia (Oct 12, 2000)
Field Goals	3	WARLEY, Carter vs Pittsburgh (Oct 28, 2000)
Long Field Goal	47	WARLEY, Carter at Syracuse (Oct 21, 2000)
Punts	8	PEASLEE, Robert at Miami (Nov 04, 2000)
Punting Avg	45.7	PEASLEE, Robert vs Rutgers (Sep 16, 2000)
Long Punt	51	PEASLEE, Robert at Syracuse (Oct 21, 2000)
		PEASLEE, Robert vs Virginia (Nov 25, 2000)
Long Punt Return	87	DAVIS, André at East Carolina (Sep 07, 2000)
Long Kickoff Return	40	KENDRICK, André at Central Florida (Nov 11, 2000)
Tackles	18	TAYLOR, Ben at East Carolina (Sep 07, 2000)
Sacks	2	PUGH, David vs Temple (Oct 07, 2000)
		DAVIS, Jim vs Temple (Oct 07, 2000)
		PUGH, David vs Pittsburgh (Oct 28, 2000)
		BIRD, Cory at Central Florida (Nov 11, 2000)
		ADIBI, Nathaniel at Central Florida (Nov 11, 2000)
Interceptions	3	PILE, Willie at Syracuse (Oct 21, 2000)

Tech Team Game Highs

Rushes	61	vs Pittsburgh (Oct 28, 2000)
		at Central Florida (Nov 11, 2000)
Yards Rushing	420	at Boston College (Sep 30, 2000)
Yards Per Rush	7.4	at Boston College (Sep 30, 2000)
TD Rushes	6	vs Rutgers (Sep 16, 2000)
		at Boston College (Sep 30, 2000)
Pass attempts	30	at Miami (Nov 04, 2000)
Pass completions	16	vs Virginia (Nov 25, 2000)
Yards Passing	234	at Miami (Nov 04, 2000)
Yards Per Pass	13.4	vs Akron (Sep 02, 2000)
TD Passes	2	vs Akron (Sep 02, 2000)
		vs West Virginia (Oct 12, 2000)
Total Plays	89	vs Pittsburgh (Oct 28, 2000)
Total Offense	549	vs Akron (Sep 02, 2000)
Yards Per Play	8.6	vs Akron (Sep 02, 2000)
Points	52	vs Akron (Sep 02, 2000)
Sacks By	6	vs Temple (Oct 07, 2000)
		at Central Florida (Nov 11, 2000)
First Downs	30	vs Pittsburgh (Oct 28, 2000)
Penalties	13	at Boston College (Sep 30, 2000)
Penalty Yards	90	at Boston College (Sep 30, 2000)
Turnovers	4	vs Akron (Sep 02, 2000)
Interceptions By	4	vs Rutgers (Sep 16, 2000)
		at Syracuse (Oct 21, 2000)
		at Central Florida (Nov 11, 2000)

Opponent Individual Game Highs

Rushes	28	JACKSON, James, at Miami (Nov 04, 2000)
Yards Rushing	145	JACKSON, James, at Miami (Nov 04, 2000)
TD Rushes	2	GREEN, William, at Boston College (Sep 30, 2000)
		FOREMAN, Tyree, vs Virginia (Nov 25, 2000)
Long Rush	53	WOMACK, Antwoine, vs Virginia (Nov 25, 2000)
Pass attempts	41	SCHNEIDER, Ryan, at Central Florida (Nov 11, 2000)
Pass completions	25	SCHNEIDER, Ryan, at Central Florida (Nov 11, 2000)
Yards Passing	346	SCHNEIDER, Ryan, at Central Florida (Nov 11, 2000)
TD Passes	4	TURMAN, John, vs Pittsburgh (Oct 28, 2000)
Long Pass	80	DORSEY, Ken, at Miami (Nov 04, 2000)
Receptions	10	HINSHAW, Tyson, at Central Florida (Nov 11, 2000)
Yards Receiving	155	JACKSON, Malik, at Syracuse (Oct 21, 2000)
TD Receptions	3	BRYANT, Antonio, vs Pittsburgh (Oct 28, 2000)
Long Reception	80	MOSS, Santana, at Miami (Nov 04, 2000)
Field Goals	1	DERR, Zac, vs Akron (Sep 02, 2000)
Long Field Goal	22	DERR, Zac, vs Akron (Sep 02, 2000)
Punts	9	RADU, George, vs Temple (Oct 07, 2000)
		ABRAMS, Mike, vs Virginia (Nov 25, 2000)
Punting Avg	49.5	SHAFER, Mike, at Syracuse (Oct 21, 2000)
Long Punt	61	CAPSHAW, Freddie, at Miami (Nov 04, 2000)
Long Punt Return	23	BROWN, Antonio, vs West Virginia (Oct 12, 2000)
Long Kickoff Return	30	DANIELS, DuJuan, at Boston College (Sep 30, 2000)
Tackles	17	ISABELLE, Yubrenal, vs Virginia (Nov 25, 2000)
Sacks	5	FREENEY, Dwight, at Syracuse (Oct 21, 2000)
Interceptions	2	REED, Edward, at Miami (Nov 04, 2000)

Opponent Team Game Highs

Rushes	44	vs Akron (Sep 02, 2000)
Yards Rushing	213	at Boston College (Sep 30, 2000)
Yards Per Rush	5.3	at Boston College (Sep 30, 2000)
TD Rushes	3	at Boston College (Sep 30, 2000)
		vs Virginia (Nov 25, 2000)
Pass attempts	49	vs Rutgers (Sep 16, 2000)
Pass completions	28	at Central Florida (Nov 11, 2000)
Yards Passing	362	at Central Florida (Nov 11, 2000)
Yards Per Pass	12.3	at Miami (Nov 04, 2000)
TD Passes	4	vs Pittsburgh (Oct 28, 2000)
Total Plays	86	at East Carolina (Sep 07, 2000)
Total Offense	466	at Miami (Nov 04, 2000)
Yards Per Play	7.5	at Miami (Nov 04, 2000)
Points	41	at Miami (Nov 04, 2000)
Sacks By	8	at Syracuse (Oct 21, 2000)
First Downs	24	at Central Florida (Nov 11, 2000)
Penalties	12	at Syracuse (Oct 21, 2000)
Penalty Yards	85	at Central Florida (Nov 11, 2000)
Turnovers	6	at Central Florida (Nov 11, 2000)
Interceptions By	2	vs Temple (Oct 07, 2000)
		at Miami (Nov 04, 2000)