

SPRING FOOTBALL 2001


Virginia Tech



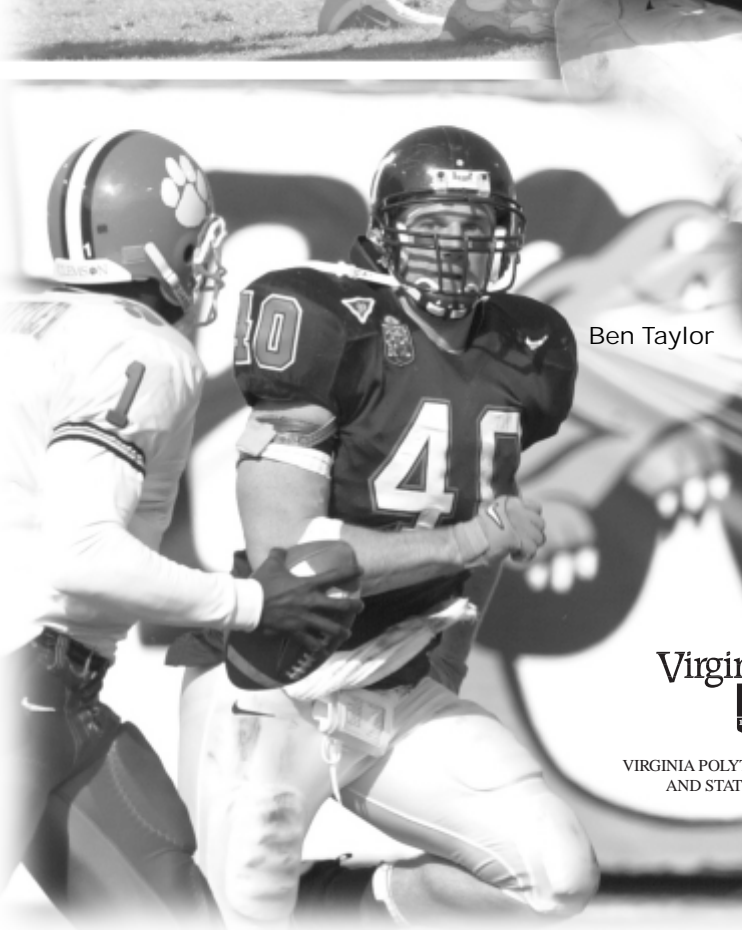
Head Coach
Frank Beamer



David Pugh



André Davis



Ben Taylor



Jarrett
Ferguson



VIRGINIA POLYTECHNIC INSTITUTE
AND STATE UNIVERSITY

Other Hokies To Watch ...



24 Larry Austin
CB, r-Sr.



47 Wayne Briggs
FB, r-Sr.



46 Chris Buie
LB, r-So.



20 Keith Burnell
TB, r-Jr.



28 Lamar Cobb
DE, r-Jr.




99 Cols Colas
DE, r-So.



21 Michael Crawford
ROV, r-So.



57 Anthony Davis
OT, Jr.




95 Jim Davis
DE, So.



61 Steve DeMasi
C, r-Sr.



60 Jacob Gibson
OG, r-So.



1 Eric Green
CB, So.



64 Jake Grove
C, r-So.



25 Billy Hardee
CB, r-Jr.




41 Jake Houseright
LB, Sr.



23 T.J. Jackson
LB, r-Jr.



70 Kevin Lewis
DT, So.



5 Kevin McCadam
LB, Sr.




82 Ronald Moody
SE, r-So.



67 Anthony Nelson
OG, r-So.




11 Grant Noel
QB, r-Jr.



74 Luke Owens
OG, r-Jr.



9 Terrell Parham
FL, r-Jr.



89 Robert Peaslee
P, r-So.



35 Willie Pile
FS, r-Jr.



3 Deon Provitt
LB, r-So.




53 Channing Reed
DT, Sr.



6 Vegas Robinson
LB, r-So.



87 Bob Slowikowski
TE, r-Sr.



49 Carter Warley
PK, r-So.



34 Brian Welch
LB, r-Sr.




19 Ernest Wilford
SE, r-So.



54 Dan Wilkinson
DT, r-Sr.



86 Keith Willis
TE, r-So.



58 Matt Wincek
OT, Sr.



26 Shawn Witten
FL, Jr.

Virginia Tech Football

Media Information

ITINERARY: Spring practice is scheduled to run from March 24 through April 21. The annual Spring Game is scheduled for Saturday, April 21, at Lane Stadium/Worsham Field, beginning at approximately 2 p.m.

PRACTICE COVERAGE: Media representatives are welcome to cover Tech football practice, but they must notify the Virginia Tech Sports Information Office in advance for proper clearance. All practices, except for the Spring Game, are closed to the general public. The Hokies will practice at the Frank O. Moseley Practice Fields, or in the event of inclement weather, Rector Field House. Scrimmages are scheduled to be held at Lane Stadium/Worsham Field. **Dates and times, listed on this page, are subject to change.** Please note that the schedule does not include meeting and conditioning assignments.

INTERVIEWS: Interviews with coaches, players and staff are arranged through the Virginia Tech Sports Information Office (540) 231-6726. Player interviews are not allowed during practice or while players are going to the practice field.

PHOTOGRAPHERS: Cameramen and photographers may shoot only from the sidelines at practice. Please refrain from edging onto the playing field to avoid any injury to players and/or photographers.

2001 Schedule

| Date | Opponent | Location |
|----------|---------------------------------|----------------------|
| Sept. 1 | CONNECTICUT | Blacksburg, Va. |
| Sept. 8 | WESTERN MICHIGAN | Blacksburg, Va. |
| Sept. 15 | Open | |
| Sept. 22 | at Rutgers * | Brunswick, N.J. |
| Sept. 29 | UCF | Blacksburg, Va. |
| Oct. 6 | at West Virginia * | Morgantown, W.Va. |
| Oct. 13 | BOSTON COLLEGE* (HC) | Blacksburg, Va. |
| Oct. 20 | Open | |
| Oct. 27 | SYRACUSE* (Hall of Fame) | Blacksburg, Va. |
| Nov. 3 | at Pittsburgh* | Pittsburgh, Pa. |
| Nov. 10 | at Temple* | Philadelphia, Pa. |
| Nov. 17 | at Virginia | Charlottesville, Va. |
| Nov. 24 | Open | |
| Dec. 1 | MIAMI* (ABC-TV) | Blacksburg, Va. |

*BIG EAST Conference game
Times & TV to be announced.



2001 SPRING FOOTBALL PRACTICE SCHEDULE

| SUNDAY March 18 | MONDAY March 19 | TUESDAY March 20 | WEDNESDAY March 21 | THURSDAY March 22 | FRIDAY March 23 | SATURDAY March 24 PRACTICE 1 |
|----------------------------------|--|---------------------|--|----------------------|---|---|
| | | | | | | 1 p.m. |
| March 25 | March 26 PRACTICE 2 4:15-6:15 p.m. | March 27 | March 28 PRACTICE 3 4:15-6:15 p.m. | March 29 | March 30 PRACTICE 4 4:15-6:15 p.m. | March 31 PRACTICE 5 1 p.m. |
| April 1 | April 2 PRACTICE 6 4:15-6:15 p.m. | April 3 | April 4 PRACTICE 7 4:15-6:15 p.m. SCRIMMAGE | April 5 | April 6 PRACTICE 8 4:15-6:15 p.m. | April 7 PRACTICE 9 1 p.m. SCRIMMAGE |
| April 8 | April 9 PRACTICE 10 4:15-6:15 p.m. | April 10 | April 11 PRACTICE 11 4:15-6:15 p.m. SCRIMMAGE | April 12 | April 13 PRACTICE 12 4:15-6:15 p.m. | April 14 PRACTICE 13 10 a.m. SCRIMMAGE |
| April 15 EASTER SUNDAY | April 16 | April 17 | April 18 PRACTICE 14 4:15-6:15 p.m. | April 19 | April 20 | April 21 PRACTICE 15 2 p.m. SPRING GAME |

2001 Spring Outlook

Hokies Look for Answers at Quarterback, O Line

The Virginia Tech football team may have lost its leading man, but there is certainly a good enough cast remaining to help the Hokies maintain a spot in the national spotlight.

After helping Tech to back-to-back 11-1 seasons and a pair of Top 10 finishes, sensational sophomore quarterback Michael Vick declared himself eligible for the National Football League Draft. Vick is now one of five offensive starters from last year's Gator Bowl championship team that Tech will have to replace. The other four are all offensive linemen.

"When you talk about this spring, there are two major areas right now where we need some answers," head coach Frank Beamer said. "First, we need to see how our offensive line is going to stack up. I think we've got some quality players there, but we need to see exactly how many are ready to play.

"The other key thing is the quarterback situation," Beamer added. "Any time you've got a question mark at your quarterback position that is a critical issue."

During the spring all the attention at quarterback will go to the Hokies' two returnees, redshirt junior Grant Noel and redshirt freshman Jason Davis. Noel served as Tech's No. 3 signal-caller last fall and saw some limited playing time. Davis entered school in January 2000, went through spring practice and was redshirted this past season.

"Grant and Jason are going to get a lot of snaps and a lot of opportunities to lead this football team," Beamer said. "This will be a new situation for both of these players and we want to give them every opportunity to succeed.

"After spring practice, we will make a decision on how we're going to go. Are we going

to go with Grant or Jason, or are we going to plan on an incoming freshman being our quarterback next fall?"

Beamer believes the Hokies have a good situation for whomever steps in at quarterback.

"I think the good

thing for us is we are going to have a good team around them," he said. "Even though there are a lot of new names on the offensive line, I think it is going to be a good offensive line. We have good wide receivers and tight ends. And when you put (tailback) Lee Suggs and (fullback) Jarrett Ferguson in the same backfield, that's strong."

Another plus will be the Tech defensive unit which returns nine starters from a year ago and figures to be one of the Hokies' fastest groups to date. The Hokies have four All-BIG EAST defensive picks back, along with a pair of freshman All-Americans.

The main emphasis on defense during the spring will be filling the rover and whip linebacker spots. One of the few significant position changes of the spring will find senior Kevin McCadam moving from free safety, where he was the No. 2 man last season, to the rover position vacated by All-BIG EAST selection Cory Bird.

Some of the biggest names on defense, including starting linebackers Ben Taylor and Jake Houseright, will miss all or portions of the spring due to injuries. That will leave the door open for many of the younger players to get added attention.

"Even if they weren't hurt, the veteran guys who have proven themselves are only

going to get so many reps anyway," Beamer said. "I think a large part of spring is seeing where a lot of your younger players are in relation to your program and finding out which ones are going to step up and play for you."

Beamer feels strongly that the 2001 team will continue the string of success that has carried the Hokies to eight straight bowl games. That feeling isn't based solely on the team's talent level, it goes more to the heart of Tech's lunch pail tradition.

"I think the best thing about this football team so far has been its work habits," Beamer said. "In early-morning workouts and during winter lifting, our kids worked really hard. When you finish up your bowl game and go right back to work, and you're working even harder than before, I think that's a pretty good sign."

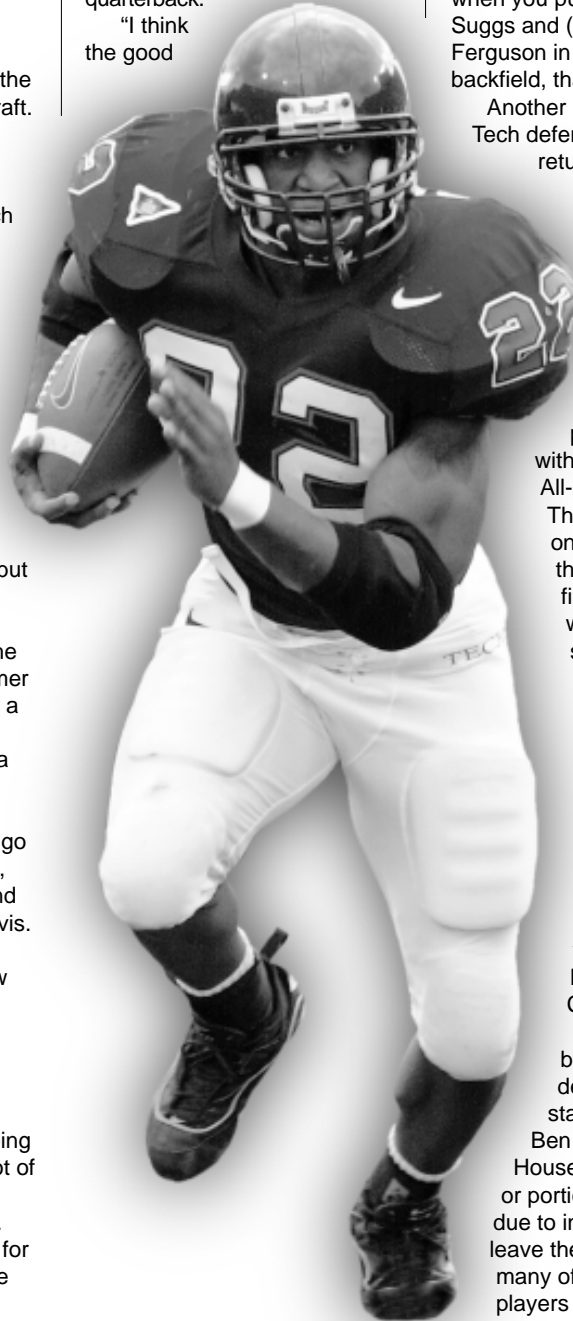
THE OFFENSE

The loss of quarterback Michael Vick and four veteran offensive linemen hasn't taken all of the bite out of the Virginia Tech offense. Among the six returning starters are record-setting running back Lee Suggs and big-play receivers André Davis and Emmett Johnson.

Tech's offense also returns Jarrett Ferguson, one of the top fullbacks in the BIG EAST, and Browning Wynn and Bob Slowikowski, perhaps the best tight end duo in the league.

The job of rebuilding the offensive line will be facilitated by the return of centers Steve DeMasi and Jake Grove and the presence of talented tackles Anthony Davis and Matt Wincek.

The Hokies will be handcuffed injury-wise to some extent at the interior positions with Grove and top guard prospects Luke Owens and Jacob Gibson slowed or sidelined by injuries. That will



Lee Suggs led Division I-A in scoring last season.



Center Steve DeMasi returns to anchor the offensive line.

mean more snaps and opportunities for several promising newcomers, which should benefit the Hokies in the long run.

Behind center, the Hokies know there is only one Michael Vick and won't be expecting the same from their next quarterback. During the spring, offensive coordinator and quarterbacks coach Rickey Bustle will be looking for consistency and play-making ability from returnees Grant Noel and Jason Davis.

Overall, Bustle believes one of the most important goals of the spring will be determining the chemistry of the new players and meshing it with the chemistry of the team.

"We need to develop our new players," Bustle said. "Then — as an offense — we need to determine our strengths and weaknesses, find the chemistry that works best for us and build from there as a group."

Offensive Line

The departure of four veteran starters and a top reserve gives offensive line coach Bryan Stinespring good reason to be concerned. But don't expect the young Tech assistant head coach to panic. Stinespring and his players have always met challenges head on.

Gone are starting offensive tackles Dave Kadela and Anthony Lambo who had 35 and 24 consecutive starts, respectively. Graduation also claimed starting guards Matt Lehr and Josh Redding, along with backup Joe Marchant. Lehr had 27 straight starts to his credit and Redding 24. Marchant started six games during the 1998 season and saw action in 11 games last year.

"Any time you lose five seniors, four of whom were starters, you have to be concerned," Stinespring

admitted. "We lost good players, as well as experience, but the cupboard isn't bare.

"We have a good nucleus coming back that mixes some proven players with some talented young players who haven't had the opportunity to prove themselves yet. It's going to be an important spring for all of them."

Stinespring has three goals for spring practice.

"Our primary goal is really simple," Stinespring said. "We want to get our younger players some quality work against our defensive unit and see how they react. They won't see many defenses better than ours, so that will give us an idea where we stand and help give the new players some seasoning."

The second goal will be working to get the younger players in the right positions to help the team. Stinespring expects to do some shuffling and moving before things are set.

"We want to get them out there and get them playing, then halfway through the spring sit down and see where they can best help us," he said.

Lastly, he would like to define a solid two-deep by the end of the spring, a task that will be hampered by the total or partial absence of three players who are recovering from injuries.

The Hokies' lone returning starter is rising senior Steve DeMasi, who will once again anchor the center position. DeMasi is a real competitor with plenty of experience. Jake Grove, a 6-3, 272-pound redshirt sophomore, also returns at center after lettering last season. Grove, who could be a candidate at guard, too, brings outstanding strength and aggressiveness to the line but has been slowed by nagging back problems. Redshirt freshman Travis Conway and walk-on Jeff Werner are other candidates at the position.

Despite the loss of Kadela and Lambo, the tackle spots will be in good hands. Stinespring feels strongly about returnees Anthony Davis and Matt Wincek.

"Anthony and Matt are more than ready to step in and

take over the tackle spots," he said. "Having them has been like having additional starters."

Davis, a 6-4, 314-pound junior, possesses excellent strength and size, and moves extremely well. Wincek, a 6-5, 284-pound senior, has both experience and the versatility to play either tackle spot. He also could get a look at guard.

One player who will get plenty of attention during the spring is redshirt freshman Jon Dunn. At 6-7, 320, Dunn has a chance to make an impact in the fall if he makes progress during the spring. He is slated to work at right tackle.

"Jon was impressive during our Gator Bowl practices in Jacksonville," Stinespring said. "He will be pushed this spring to get him ready."

Working behind Davis on the left side will be a pair of redshirt juniors, 6-5, 287-pound Tim Selmon and 6-3, 285-pound Thenus Franklin.

The picture at guard isn't quite as clear with potential starters Luke Owens and Jacob Gibson expected to miss all or part of spring workouts. Owens, a 6-3, 310-pound redshirt junior, will miss the entire spring after undergoing surgery to repair a torn anterior cruciate ligament. Gibson, a highly-promising 6-4, 293-pound redshirt sophomore, may be able to return before the end of spring drills following off-season surgery to repair a lesion on the end of his femur.

The absence of Owens and Gibson will create more opportunities for some of the Hokies' other young guard prospects like redshirt sophomores Anthony Nelson and Matt Findley and redshirt freshmen Robert Ramsey and Charles Hattan. Nelson, in particular, could give Tech a lift with his strength and his 6-3, 313-pound frame.

"This will be an opportunity for some of the younger players to get more work," Stinespring said. "It will be a great chance for them to show how far they have come. I'm hoping they can take advantage of it."

Another promising player that Stinespring will attempt to find a spot for is freshman James Miller, who entered

school in January. Miller was initially projected as a defensive lineman, but after weighing the team's needs, the coaches now feel the 6-5, 291-pounder might help the Hokies quicker along the offensive front.

"I plan to try James at several spots and find where he can get the most snaps," said Stinespring. "I like his size and athletic ability. Now it's just a matter of determining his best position."

"I'm hoping for a highly-competitive spring. There is a lot of playing time for people to achieve, more than any other time I've been around."

Tight Ends

The Hokies have a good mix at tight end where two experienced veterans are joined by three promising underclassmen. The veterans — seniors Browning Wynn and Bob Slowikowski — are considered co-starters at the position, and give the Hokies one of the best tight end combos in the BIG EAST.

Wynn, who originally joined the Tech squad as an invited walk-on, earned second-team All-BIG EAST honors last season. He started 10 games and caught eight passes for 167 yards and one touchdown. Wynn was the first Tech player to reach the Elite Athlete level in the strength and conditioning program. His work ethic and toughness have helped him develop into an outstanding blocker and clutch receiver.

Slowikowski also has made steady improvement throughout his Tech career. He played in every game last fall, including starts against West Virginia and Syracuse. During the WVU game, the 6-5, 247-pounder hauled in a 72-yard touchdown pass, the longest on record for a Tech tight end.

"I have a tremendous amount of confidence in both Browning and Bob," said tight ends coach Danny Pearman. "They have done everything we have asked them to do to improve as players. Now, we need them to take on leadership roles."

Pearman couldn't ask for better examples for his younger

players, redshirt sophomore Keith Willis and redshirt freshmen Jared Mazzetta and Mike Jackson.

Pearman is expecting big things from the 6-5, 240-pound Willis, who lettered last season while seeing reserve action in 10 of the Hokies' 11 regular-season games. Willis gained Pearman's attention during Tech's practice sessions at the Gator Bowl and kept it during winter workouts.

"I was impressed by Keith's attitude and performance during the off-season," Pearman said. "He has a great opportunity to shine this spring and make some in-roads at the position."


Mazzetta and Jackson also will get a good opportunity to show what they can do this spring. Pearman has been pleased with the progress both players have made during their redshirt year.

Quarterbacks


The process of picking the successor to Michael Vick will begin with spring practice and may carry over until the fall. All the snaps during the spring will go to redshirt junior Grant Noel and redshirt freshman Jason Davis. When practice resumes in August, Noel and Davis will be joined at the position by incoming recruits Bryan Randall, Will Hunt and Chris Clifton.

"Grant and Jason will get all the work this spring," said Rickey Bustle, the Hokies' quarterbacks coach and offensive coordinator. "We're not going into spring with a No. 1 quarterback, and we don't have to come out of spring practice with a No. 1 quarterback. We're not going to put pressure on them or ourselves. We want to take the spring to evaluate both players and hope that one, or both, of them can step up."

Noel will be the only player at the position with any actual game experience, but his



Tight end Bob Slowikowski heads for the end zone on a 72-yard pass reception.



Grant Noel is Tech's most experienced quarterback candidate.

after completing his final high school season. He went through spring practice a year ago and worked with the scout squad while redshirting in the fall.

"This will be a new experience for Jason," Bustle said. "With Michael leaving early, Jason's timetable has accelerated and he must be up to the task. It will help that he came in last spring. He has a strong arm, now we need to see what kind of play-making ability he has."

What will Bustle be looking for during spring practice?

"Who can make plays and be the most consistent," he said. "We're going to miss Mike's ability to ad-lib plays. We have to find out the strengths and weakness of the guys we have and adjust. We want to get both Grant and Jason a good foundation this spring."

Running Backs

With starters Lee Suggs and Jarrett Ferguson returning at tailback and fullback, respectively, the Hokies can concentrate much of their focus on developing depth at both positions during the spring.

"I feel very good about both positions with Lee and Jarrett back," running backs coach Billy Hite said. "Basically, spring practice is going to come down to getting a lot of young players some repetitions and finding backups. The key for all these guys is to stay healthy, practice every day and show some improvement."

Suggs is coming off a record-setting sophomore season. The 6-0, 204-pounder was the leading scorer in the Division I-A ranks with an average of 15.27 points per game. He was named the Co-BIG EAST Offensive Player of the Year and shattered Tech season records for rushing touchdowns (27), total touchdowns (28) and points (168). Suggs led the BIG EAST in rushing with 109.7 yards per game and turned in the third-best single-season rushing mark in school history with 1,207 yards on 222 carries.

Ferguson is a complete player who entered the Tech

program as a walk-on and figures to leave as a four-year starter. He has averaged 5.4 yards per carry and 12.5 yards per reception during his career. Ferguson also ranks as a formidable blocker who has helped the Hokies establish new BIG EAST season rushing totals each of the past two seasons.

Hite knows what Suggs and Ferguson can do, but he expects both of them to continue striving to get better this spring. Suggs still has room to improve his blocking skills and pass routes, while Ferguson has a chance to assume more of a leadership role.

With the starting spots set, and Hite on the lookout for players to fill the No. 2 spots at both positions, there should be plenty of competition during spring practice.

It will be a particularly important spring for redshirt junior Keith Burnell who impressed the coaches during the Hokies' off-season program and will get a chance to prove himself at the tailback position. Burnell has seen only limited action the past two seasons, rushing for 125 yards and one touchdown on 24 carries. During 2001 winter workouts, he tied Suggs for the fastest 40 time on the squad at 4.28 seconds.

Hite has high expectations for Josh Spence, a redshirt freshman with a great work ethic. Spence proved to be a powerful runner last fall as a member of the scout team and will concentrate on improving in the passing game during the spring. At 6-1, 221, he has already added 16 pounds to his frame since August.

One of the top candidates for playing time in the backfield, senior Wayne Ward, will sit out the spring. Ward has worked at both tailback and fullback during his Tech career. His absence should create more opportunities for both Burnell and Spence.

The leaders for the No. 2

spot at fullback heading into the spring are senior Wayne Briggs and redshirt sophomore Doug Easlick.

Briggs has shown steady improvement during his time at Tech and appears ready to step up. He tied for the team lead in the bench press during the off-season at 425 pounds and has earned Super Iron Hokie honors seven times. Briggs lettered this past season as the No. 3 fullback and a starter on special teams.

Easlick, a converted tailback, has shown the potential to be an outstanding player. He brings competitiveness and an aggressive style to the position.

Hite also will take a close look at three players who will be redshirt sophomores in the fall — Marvin Urquhart, Joe

Wilson and
Ryan Angelo.
All three
have good

athletic ability and will get a chance to show what they can do.

As a group, the running backs should be one of Tech's strongest positions, literally as well as figuratively. Seven of Hite's players — Briggs, Burnell, Ferguson, Spence, Suggs, Urquhart and Wilson — earned Super Iron Hokie honors during the off-season.

Much to Hite's delight things figure to get even better in the fall when a stellar recruiting class that includes prep All-America backs Kevin Jones, Justin Hamilton and Cedric Humes joins the team. Jones, from Chester, Pa., was rated the No. 1 high school prospect in the nation by numerous recruiting services.

Wide Receivers

With everyone returning from last year's three-deep roster, receivers coach Tony Ball will have plenty of experience and talent to work with during the spring. Tech's returning wide receivers accounted for all but one catch and eight yards of the split end and flanker positions' combined totals in 2000.

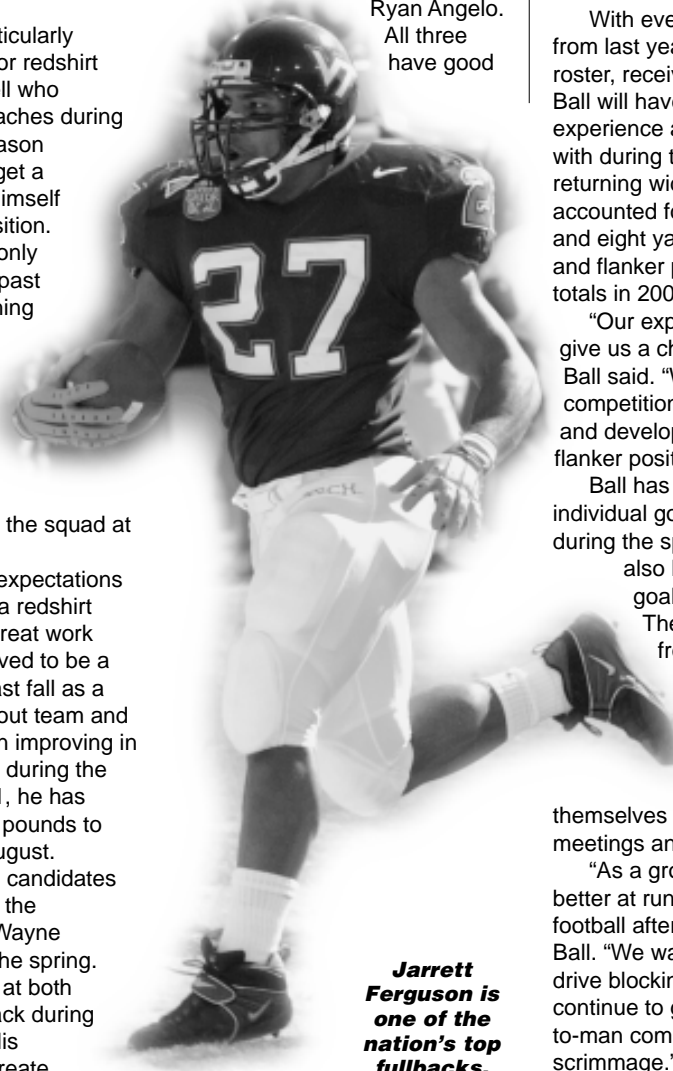
"Our experience should give us a chance to expand," Ball said. "We want to create competition at both positions and develop our depth at the flanker position."

Ball has given each player individual goals to focus on during the spring. The players also have set individual goals of their own.

These goals range from improving fundamentals and running routes to learning how to participate and handle themselves off the field in meetings and film study.

"As a group, we want to get better at running with the football after the catch," said Ball. "We want to improve our drive blocking techniques and continue to get better in man-to-man combat at the line of scrimmage."

Last year's leading receiver, Emmett Johnson, returns at the split end position. The 6-3, 206-



Jarrett Ferguson is one of the nation's top fullbacks.



Sophomore Ron Moody is one of several young receivers who will be watched closely during the spring.

pound rising senior, grabbed 34 passes last fall for 574 yards and three touchdowns. He has the speed, size and athletic ability to impact a game.

The Hokies have a definite impact player at the starting flanker spot in senior André Davis, who has averaged 21.3 yards a catch during his Tech career. Davis was slowed by ankle problems late last season, but still managed 24 catches. He showed his versatility when he finished second nationally in punt returns with an average of 22 yards per return. He also doubles as a record-setting sprinter for the Tech track team.

Another talented receiver, redshirt sophomore Ernest Wilford will sit out spring workouts following surgery for tendonitis in his right knee. Wilford, whose 6-5, 211-pound frame make him a formidable target, started four games at flanker last season and caught 12 passes for 141 yards. He was slated to work at split end during the spring. His absence will allow more repetitions for some of the other young candidates.

Ball will take a close look at four players to see where they fit in the rotation. The group

consists of redshirt sophomore Ron Moody, junior Shawn Witten, redshirt freshman Richard Johnson and redshirt junior Terrell Parham. Walk-on Chris Shreve, a redshirt sophomore, also has shown promise.

"I am going to look at their maturity," Ball said. "I'm going to check out their willingness to work in meetings as well as on the field. I plan to make a complete evaluation of how they conduct themselves."

Moody saw limited action in seven games last season, catching three passes for 21 yards. He put himself in position to challenge for playing time by making tremendous strides during the off-season. Witten combines experience with good instincts and sure hands. He has been one of the Hokies' most dependable receivers the past two seasons and will be expected to perform at an ever higher level this spring. Parham also has some game experience and the potential to contribute.

The newcomer of the group, Richard Johnson, has created excitement in the Tech camp with his talent and quickness. Johnson, a former high school quarterback, has gotten stronger, both physically

and mentally, but is still learning how to be a receiver. He is expected to get a lot of attention during the spring.

"We will keep a close eye on how these players perform during the spring," said Ball. "We want to see if they can develop into players who can give us quality minutes week-in and week-out."

THE DEFENSE

Considered one of the best year-in and year-out, Virginia Tech's defense should again be among the nation's best in 2001. Just don't expect the defensive unit on the field in spring practice to be what you'll see when the Hokies line up to face Connecticut on Sept. 1.

The big story in spring practice will be the absence of some of the defense's top players, including All-American linebacker Ben Taylor. He will miss spring ball to recover from off-season ankle surgery. Other notables who will miss spring practice are linebacker Jake Houseright (knee) and safety Willie Pile (shoulder). Cornerback Larry Austin (knee), lineman Chad Beasley (foot), tackle David Pugh (ankles) and cornerback Garnell Wilds (knee) all had surgeries in the past year and are expected to see limited action this spring.

"It's a little bit of a blessing and a little bit of a curse," defensive coordinator Bud Foster said. "It's a curse because all of the guys out can always work to get better and reps on the field are always good. But it's a blessing because it's a great opportunity to get some of our younger players some playing time."

Despite what seems to be bleak news on the injury front, Foster could have one of his best defenses ever if everyone returns for fall practice. Scheduled to return are nine starters, including All-BIG EAST picks Taylor, Pugh, Beasley and cornerback Ronyell Whitaker. In addition, defensive end Nathaniel Adibi and cornerback Eric Green were both named to *The Sporting News* Freshman All-America team.

If Foster can find replacements for Cory Bird at rover and the duo of Nick Sorensen and Phillip Summers at whip linebacker, the Hokies have the depth and experience to once again be a defensive force on the national level.

"We really lose four guys at those two positions, so we're going to be young at those spots. But if we can fill those positions, I think it's a group that's capable of being dominating, then we should be a pretty good defensive team.



Starting linebackers Jake Houseright (41) and Ben Taylor (40) will miss spring practice while recovering from off-season surgery.

At times last year, we played young like we were. But at times, I was proud that we got the stop when we needed to. We have a tradition and high expectations here and I think these guys want to uphold those. So I'm looking forward to working with these guys and seeing what they can do."

The Defensive Line

Two seasons ago, defensive line coach Charley Wiles joked he could sit on the porch in a rocking chair and let the quintet of Corey Moore, John Engelberger, Nathaniel Williams and Carl Bradley make him look good.

He should be in a similar position this year as all four starters along the defensive front return, along with some solid depth at each position.

"We return just about everybody and that's exciting," Wiles said. "We have some experience, but we still have a long way to go. We've gotten stronger and bigger this winter and hopefully that will pay off this spring and summer. But we're still a long way from being where we want to be. The effort is there and we play hard and that's half the battle."

Last year, no one expected Tech's defensive line to be very good. This year, people are expecting big things.

"The expectations don't change year to year for us," he said. "We want to play at a certain level. We were young last year and you have to take that into account, but there's a certain level all coaches expect their kids to play at whether you're a senior or freshman. Hopefully with a year under our belt and the experience coming back, we'll be able to have a great year."

Leading the way up front will be first-team All-BIG EAST selection David Pugh. The rising senior ranked sixth in the conference among linemen in tackles with 57 and led the team in quarterback sacks with five. He had surgery on both of his ankles in the off-season and will see limited action this spring. Joining him up front on the line will be second-team all-conference pick Chad Beasley. The rising senior led all

defensive linemen in tackles and was fifth in the conference among linemen in tackles with 58. He had surgery on his foot in the off-season and will also see limited work this spring. Both will be ready to go by fall.

"David and Chad are two of the best tackles not only in the conference, but in the country," Wiles said. "They are the core for us up front and they're playmakers. They're two big kids who are athletic and make plays and that's huge on this level."

Channing Reed, Kevin Lewis and Dan Wilkinson will all battle it out in spring practice for a spot on the depth chart. Reed saw action in 10 regular season games, posting 21 total tackles and a sack. Lewis, who was a true freshman last year, played in eight games, recording 15 tackles. Wilkinson played in all 11 games, recording 23 tackles, one tackle for loss and 2.5 sacks.

"Those three are all coming along and pushing each other," Wiles said. "We have a real battle with them. Dan will start out as the third guy with Kevin at the four spot and Channing fifth. That's the way they ended the year. All three of them competed real well in the winter and I see it as a real competitive situation this spring."

Both starters at the end spots return, as do both backups. Nathaniel Adibi and Lamar Cobb combined for 92 tackles, seven tackles for loss and six sacks. Adibi was named a first-team freshman All-American by *The Sporting News* after posting 45 tackles and five sacks. He will team with Cobb to once again form a great tandem on the ends. Cobb, a rising junior, tied for the team lead with 10 quarterback hurries and had 47 tackles last year.

"We expect them to make more big plays this year," Wiles said. "I think we held up and got a lot of ties, but we need to win more one-on-one situations and have more of a presence in the passing game. The spring will be a great opportunity for these two to get better at those things."

Joining them on the end will be Jim Davis and Cols Colas.


Davis was one of three true freshmen to play last season and responded with 28 tackles and 3.5 sacks. He also had sacks on consecutive plays in the Toyota Gator Bowl. Colas possesses blazing speed for the position and had 20 tackles last year.

"Jim probably made the most big plays for us at end last year and he has great potential. Hopefully he'll develop better practice habits, mature and come on for us this year," Wiles said. "Cols has a lot of ability, but is still learning the position. On paper, Cols has it all, but he has to come on and play the game."

The Linebackers

Between injuries and graduation, the Tech linebacker corps will be completely different for spring practice. Ben Taylor and Jake Houseright will definitely miss the spring session with hopes of returning in the fall. Taylor, who was a semifinalist for the Butkus Award a year ago, had surgery on his ankle and is rehabbing it this spring. Houseright tore his ACL in the Gator Bowl and is questionable for the 2001 season. Both have their redshirt years available if either one needs it.

"Both will be out all spring and we'll miss them, but hopefully they'll be back," Foster said. "Ben's a guy who I thought improved as the season went along. He's an exceptional football player and we have high expectations for him. It's disappointing that he's hurt, but it's allowed him to spend more time in the weightroom. This last year for Jake was the first year he's been healthy. He showed



End Lamar Cobb is one of four starters returning on the defensive line.

steady improvement and played his best game in the Gator Bowl. I look for both him and Ben to be leaders for us and we're expecting big things from them."

Vegas Robinson, Chad Cooper and Mikal Baaqee will see the most action this spring in Taylor's absence at the backer position. Robinson played mostly on special teams in 2000, but had two tackles from his linebacker spot against Akron last year. Cooper, a prep All-American, redshirted last year and will get a look at this spring.

"Vegas is a guy who I have a lot of hopes for. He has good speed, is very physical and has had a great winter. Now is the time for him to step it up and I think he's ready to rise to that challenge. Chad was a high school safety like Ben Taylor. He's made great strides from the first day and is an athletic guy at our backer spot. Mikal is another guy who has a lot of ability. He has good speed and quickness. We just need to get him to where he understands the defense."



Senior Brian Welch (34) will see duty at the mike linebacker position.

Filling in for Houseright at the mike linebacker spot will be Brian Welch. He is a very capable replacement who saw plenty of action last year at linebacker. He rated as one of the most productive reserves last year, registering 42 tackles. Chris Buie and Alex Markogiannakis will use the spring to jockey for position on the depth chart. Buie, a rising sophomore, saw all of his playing time last season on special teams. He is a strong athlete who brings good speed to the position. Markogiannakis also spent his time on the special teams last season.

"Brian came off of knee surgery last season but played really well for us," Foster said. "He has great awareness and instincts inside the tackle box. Chris has probably more physical abilities as far as size and speed, but Alex is just an outstanding football player. He's undersized, but has great instincts and reads what's going on. I consider Brian and Jake both starters and it's going to be a battle between Chris and Alex for the third and fourth spots."

Phillip Summers and Nick Sorensen teamed up to split

time at the whip position last season, leaving the position wide open this spring. T.J. Jackson will get the first look as the replacement, but Deon Provitt, Dirk Taylor and Brandon Manning will also get repetitions at the position in the spring.

Jackson was a starter on the kickoff team and saw action in nine games. He had eight tackles on the year. Provitt, who was a starter on the special teams last season, brings good size and speed to the spot. He saw action on over 130 plays a year ago, registering eight tackles.

Also challenging for a spot on the depth chart will be Manning and Taylor, a pair of walk-ons. Manning was redshirted a year ago, but could provide quality depth at the position. Taylor's only varsity action came against Rutgers, but he contributed an interception in both jayvee games.

"Going into spring practice, it'll be Jackson, Provitt, Manning and Taylor," said position coach Jim Cavanaugh, "but I expect that to change every day. They are positioned based on their experience and

we'll give them each a look. By the end of spring ball, those four could be in any order, though."

The Defensive Secondary

If secondary coach Lorenzo Ward can get his two cornerbacks back from injury, he will have four corners who could play at any time and a secondary which should be among the tops in the conference.

"The depth, if the two guys can come back to 100 percent, will be big for us because now we have some kids playing for us with game experience," Ward said. "We're looking at a lot more game experience and we're hoping to translate that over to spring practice."

Leading the way at cornerback is Ronyell Whitaker, who was a second-team All-BIG EAST pick last year. The rising junior had 61 tackles and five interceptions on the year as he saw action in over 750 plays on the year. Eric Green was forced into action last year as a true freshman and responded with four interceptions and a team-high 12 passes broken up. He was named a second-team freshman All-American by *The Sporting News*.

"Ronyell knows he can play with anybody," Ward said. "He had a tough assignment in the bowl game [Clemson's Rod Gardner] and he did a great job against him. There was a great size disadvantage and Ronyell held his own. The thing he needs to do now is evolve to the point where he understands the entire game of football."

Larry Austin and Garnell Wilds both blew out their knees during the season but should be back at nearly 100 percent for spring practice. Austin will start the spring as the No. 1 CB at the field corner with Green backing him up. Whitaker will move back to the boundary corner with Wilds backing him up.

At safety, Billy Hardee will see most of the action this spring while Willie Pile recovers from shoulder surgery. Pile led the team in interceptions with

five and will miss spring practice. Hardee, who is still learning the game, will move to the safety position after playing at cornerback a year ago. He finished the season with 34 tackles, two tackles for loss and two passes broken up. He had an interception in each of the last two games, but they were both nullified by penalties.

"The good thing about this is Willie will get all the footwork, but none of the contact," Ward said. "As far as tackling, he got better as the season went along and he should be fine once fall practice comes around. But this situation gives us a chance to work Billy into the free safety spot and teach him the position."

Vincent Fuller and Mike Daniels, who both redshirted last year, will also get time at the safety position this spring.

The rover spot is the biggest question mark of the secondary for Cavanaugh. Kevin McCadam, who played at safety last year, will move to the rover spot this spring and will be the front-runner for the vacant position. The rising senior made a run at the starting job last year before suffering a high ankle sprain in a preseason scrimmage. He ended up making 28 tackles on the season.



Larry Austin is back following knee surgery.

Also challenging for the starting job will be Michael Crawford, Sam Fatherly and Chris Krebs. Crawford saw action at the rover spot in the season-opener against Akron and contributed a tackle. He also saw action on special teams. Fatherly was redshirted last year and is still learning the rover position. Krebs has been a mainstay on Tech's special team the past three years and posted eight tackles on the year.

"We have the philosophy here of putting the best 11 guys on the field," Cavanaugh said. "We don't want a guy backing up at a position when he could be starting somewhere else. That's why we're moving Kevin from free safety to the rover spot. Krebs, Crawford and Fatherly will also get looks and we'll see where they end up at the end of spring practice."

SPECIAL TEAMS

Spring practice should produce plenty of competition on special teams this year despite the fact everyone is back but kickoff return man André Kendrick.

The competition should be especially tight for the punting duties with returning starter Robert Peaslee and redshirt freshman Vinnie Burns leading the way. Peaslee started every game last season and ended up with a 35.3-yard average. He also doubled as the Hokies' holder for field goals and extra points.

"We're going to get a lot of punting in during the spring," says head coach Frank Beamer, whose involvement with special teams has made the Hokies' special team units among the nation's best. "We need to punt the ball better this season and our players are aware of that. There is going to be plenty of competition."

The competition won't stop there. Beamer also expects competition for the snapping duties and even for the place-kicking job.

Last season, Ken Keister handled the snaps for both placements and punts. This year, he will be challenged for one or both of those duties by redshirt freshman Travis



Carter Warley was the fifth-leading scorer in the BIG EAST last season as a freshman.

Conway. Conway will get most of the snaps in the spring with Keister sidelined following knee surgery.

Place-kicker Carter Warley returns, but will likely sit out the spring due to back problems. Warley was second-team All-BIG EAST last season as a freshman when he was the fifth-leading scorer in the league with 77 points. Warley's absence during the spring should provide a golden opportunity for Jon Mollerup who was the No. 2 kicker last season. Several other players also are expected to get a look.

The Hokies return two Top 20 punt return men from last year's team, which finished first nationally in punt returns. André Davis ranked second in the nation with an average of 22 yards per return, while Ronyell Whitaker was 16th with an average of 14.4 yards.

Davis may be a candidate for the kickoff return duties, too, along with fellow receiver Richard Johnson. Tailback Lee Suggs and rover Michael Crawford also are among the pool of candidates.

After blocking more kicks than any other Division I-A team during the 1990s, Tech carried the tradition over to the new millennium with eight blocks during the 2000 season. Six of the seven players who blocked kicks for the Hokies last season are slated to return.

RETURNING STARTERS & LETTERMEN

Total Lettermen: 62; Lost 19/Returning 43
Starters (L/R): Offense 5/6; Defense 2/9; Spec. 0/3
(Starters in CAPS)

Offense

| Lost (13) | | Returning (16) |
|--------------------|----|-------------------|
| Derek Carter | SE | EMMETT JOHNSON, |
| | TE | BROWNING WYNN, |
| | | *Bob Slowikowski, |
| | | Keith Willis |
| DAVE KADELA, | OT | Anthony Davis, |
| ANTHONY LAMBO | | Matt Wincek |
| Jeff Hartzog | OG | Luke Owens |
| JOSH REDDING, | | |
| MATT LEHR, | C | STEVE DeMASI |
| Joe Marchant | | Jake Grove |
| | QB | |
| MICHAEL VICK, | | |
| *Dave Meyer | FB | JARRETT FERGUSON, |
| Cullen Hawkins | | Wayne Briggs |
| | TB | LEE SUGGS |
| André Kendrick | | #Wayne Ward |
| | FL | ANDRÉ DAVIS, |
| Anthony Thibodeau, | | *Ernest Wilford, |
| Mike Donahue | | Shawn Witten |

Defense

| Lost (6) | | Returning (24) |
|----------------------------|-----|-----------------------|
| Franklin Bowser | E | LAMAR COBB, |
| | | NATHANIEL ADIBI, |
| | | Jim Davis, Cols Colas |
| | T | CHAD BEASLEY, |
| | | DAVID PUGH, |
| | | *Dan Wilkinson, |
| | | Channing Reed, |
| | | Kevin Lewis |
| PHILLIP SUMMERS, | OLB | #T.J. Jackson |
| *Nick Sorensen, Tee Butler | | #Deon Provitt |
| Benny Wolfe | ILB | BEN TAYLOR, |
| | | JAKE HOUSERIGHT, |
| | | Brian Welch, |
| | | #Chris Buie |
| | CB | RONYELL WHITAKER |
| | | LARRY AUSTIN, |
| | | *Eric Green, |
| | | *Billy Hardee, |
| | | Garneil Wilds |
| CORY BIRD | ROV | #Chris Krebs, |
| | | #Michael Crawford |
| | S | WILLIE PILE. |
| | | +Kevin McCadam |

Specialists

| Lost(0) | | Returning (3) |
|---------|----|----------------|
| | PK | CARTER WARLEY |
| | P | ROBERT PEASLEE |
| | H | ROBERT PEASLEE |
| | DS | KEN KEISTER |

*Also saw starting time in 2000

#Lettered mainly for play on special teams

+Has moved to another position for 2001 spring practice

★ All-Star Hokies ★

Tech Players Honored in 2000

Punt Returner

ANDRÉ DAVIS

- American Football Coaches Association (AFCA) First-Team All-American
- Second-Team All-BIG EAST Conference
- Collegefootballnews.com Second-Team All-American
- Rivals.com Second Team All-American
- CNNSI.com First-Team All-American


Offensive Tackle

MATT LEHR

- Walter Camp Foundation Second-Team All-American
- *ESPN the Magazine* All-American
- Second-Team All-BIG EAST Conference



Matt Lehr



André Davis scores on a punt return in Tech's win over WVU.

Tailback

LEE SUGGS



Lee Suggs scores one of his five touchdowns against UCF.

Lee Suggs' 2000 Accomplishments:

- Rushed for 1,207 yards in 11 games, which is the most under coach Frank Beamer and the third-most ever in a single season at Tech
- Scored 28 touchdowns (27 rushing, 1 receiving), best in the nation
- Led the nation in scoring with 15.27 points per game
- Broke the school and BIG EAST records for rushing touchdowns, total touchdowns and points scored in a season
- Set a new conference record for touchdowns and points in a game when he scored five against the University of Central Florida
- Tied the school record for 100-yard rushing games in a season with six
- Unanimous first-team All-BIG EAST selection at running back
- Voted Co-BIG EAST Offensive Player of the Year
- A unanimous winner of the Dudley Award, given to the top collegiate football player in the Commonwealth of Virginia
- Named a third-team All-American by *Football News* and The Associated Press

Linebacker

BEN TAYLOR

- Third-Team Associated Press All-American
- First-Team All-BIG EAST Conference

Offensive Tackle

DAVE KADELA

- First-Team All-BIG EAST Conference

Defensive Tackle

DAVID PUGH

- First-Team All-BIG EAST Conference

Quarterback

MICHAEL VICK

- Sixth in voting for the 2000 Heisman Trophy
- Second-Team All-BIG EAST Conference
- Gator Bowl MVP

Rover

CORY BIRD

- *ESPN the Magazine* All-American
- Second-Team All-BIG EAST Conference

Defensive Tackle

CHAD BEASLEY

- Second-Team All-BIG EAST Conference

Place-Kicker

CARTER WARLEY

- Second-Team All-BIG EAST Conference.

Cornerback

RONYELL WHITAKER

- Second-Team All-BIG EAST Conference

Tight End

BROWNING WYNN

- Second-Team All-BIG EAST Conference

Offensive Guard

JOSH REDDING

- Collegefootballnews.com Third-Team All-American
- CNNSI.com Honorable Mention All-American

Defensive End

NATHANIEL ADIBI

- *The Sporting News* First-Team Freshman All-American

Cornerback

ERIC GREEN

- *The Sporting News* Second-Team Freshman All-American



Defensive tackle David Pugh had five sacks and 10 quarterback hurries for the Hokies last season.



Rover Cory Bird provided terrific senior leadership to the Tech defense in 2000.



Michael Vick



Chad Beasley gets a sack in Tech's win over Pittsburgh.



Cornerback Ronyell Whitaker, who doubles as a punt returner for the Hokies, celebrates an interception in the UCF game.

2001 Spring Roster

| No. | Name | vl | Pos | B'date | Ht. | Wt. | Cl. | Hometown | High School | H.S. Coach |
|-----|------------------|----|-------|----------|------|-----|-------|-----------------------|-------------------------|------------------|
| 83 | Nathaniel Adibi | 1 | DE | 1/25/81 | 6-3 | 253 | r-So. | Hampton, Va. | Phoebus | Bill Dee |
| | Ryan Angelo | - | FB | 10/23/80 | 6-1 | 230 | r-So. | Spring Hill, Fla. | Springstead | Pat McCoy |
| 24 | Larry Austin | 3 | CB | 5/17/79 | 5-9 | 187 | r-Sr. | Norfolk, Va. | Norview | David Heath |
| 45 | Mikal Baaqee | - | LB | 12/20/81 | 5-10 | 218 | r-Fr. | Columbia, Md. | DeMatha | Bill McGregor |
| | Eric Beale | - | LB | 1/15/81 | 5-11 | 195 | r-So. | Herndon, Va. | Langley | Bill Renner |
| 94 | Chad Beasley | 3 | DT | 11/13/78 | 6-5 | 292 | r-Sr. | Gate City, Va. | Gate City | Nick Colobro |
| | Tuwond Bernard | - | FS | 2/23/82 | 5-10 | 165 | r-Fr. | Greenville, N.C. | North Pitt | Ken Whitehurst |
| 47 | Wayne Briggs\$ | 1 | FB | 1/24/78 | 5-10 | 247 | r-Sr. | Windsor, Va. | Windsor | Joe Jones |
| 46 | Chris Buie | 1 | LB | 11/16/79 | 6-1 | 223 | r-So. | Tampa, Fla. | Armwood | Sean Callahan |
| 20 | Keith Burnell | - | TB | 1/8/79 | 6-0 | 202 | r-Jr. | Chesapeake, Va. | Western Branch | Lew Johnston |
| 38 | Vinnie Burns | - | P | 2/2/82 | 5-11 | 177 | r-Fr. | New Orleans, La. | St. Augustine | Anthony Biagas |
| 28 | Lamar Cobb | 1 | DE | 1/11/80 | 6-2 | 226 | r-Jr. | Hurt, Va. | Gretna | Robert Prunty |
| 99 | Cols Colas | 1 | DE | 5/16/80 | 6-0 | 239 | r-So. | Plantation, Fla. | South Plantation | Dan Margurit |
| | Joe Coley | - | FB | 3/13/82 | 5-11 | 221 | r-So. | Wirtz, Va. | Staunton River | Bob Gray |
| 62 | Travis Conway | - | C/DS | 6/3/82 | 6-4 | 269 | r-Fr. | Richmond, Va. | J.R. Tucker | Rusty Curle |
| 33 | Chad Cooper | - | LB | 6/10/81 | 6-2 | 205 | r-Fr. | Herndon, Va. | Oakton | Pete Bendorf |
| 92 | Mark Costen | - | DT | 3/13/81 | 6-3 | 250 | r-So. | Virginia Beach, Va. | Kempsville | John Bowles |
| 21 | Michael Crawford | 1 | ROV | 2/20/81 | 5-11 | 205 | r-So. | Baltimore, Md. | Patterson | Roger Wrenn |
| 31 | Mike Daniels | - | FS | 9/18/81 | 6-0 | 187 | r-Fr. | Fairfax, Va. | Fairfax | Tom Verbanic |
| 88 | André Davis | 3 | FL | 6/12/79 | 6-1 | 194 | r-Sr. | Niskayuna, N.Y. | Niskayuna | John Furey |
| 57 | Anthony Davis\$ | 2 | OT | 3/27/80 | 6-4 | 314 | Jr. | Victoria, Va. | Central-Lunenburg | Chippie Chappell |
| 15 | Jason Davis | - | QB | 2/4/82 | 6-1 | 196 | r-Fr. | Sevierville, Tenn. | Seymour | Gary Householder |
| 95 | Jim Davis@ | 1 | DE | 10/4/81 | 6-4 | 251 | So. | Highland Springs, Va. | Highland Springs | Randy Stokes |
| 61 | Steve DeMasi | 2 | C | 11/24/79 | 6-3 | 278 | r-Sr. | Virginia Beach, Va. | Cox | Reggie Garrett |
| 52 | Jon Dunn | - | OT | 12/12/81 | 6-7 | 320 | r-Fr. | Virginia Beach, Va. | Tallwood | Thad Harold |
| 43 | Doug Easlick | - | FB | 12/4/80 | 5-11 | 226 | r-So. | Marlton, N.J. | Cherokee | John Scott |
| 29 | Sam Fatherly | - | ROV | 6/13/81 | 5-10 | 203 | r-Fr. | Williamsport, Pa. | Williamsport | Tim Montgomery |
| | Matt Felber | - | PK | 10/25/79 | 5-8 | 182 | r-Sr. | McLean, Va. | Randolph-Macon | Dick Allansen |
| 27 | Jarrett Ferguson | 3 | FB | 1/23/79 | 5-9 | 222 | r-Sr. | Goodview, Va. | Staunton River | Bob Gray |
| | Matt Findley | - | OG | 11/11/80 | 6-1 | 284 | r-So. | Woodbridge, Va. | C.D. Hylton | Bill Brown |
| 77 | Thenus Franklin | - | OT | 2/2/79 | 6-3 | 285 | r-Jr. | Clewiston, Fla. | Clewiston | Al Morrell |
| 8 | Vincent Fuller | - | FS | 8/3/82 | 6-1 | 178 | r-Fr. | Baltimore, Md. | Woodlawn | Reggie White |
| 60 | Jacob Gibson | - | OG | 1/29/81 | 6-4 | 293 | r-So. | Rocky Mount, Va. | Franklin County | Jerry Little |
| | Lance Goff | - | P | 3/29/82 | 5-11 | 195 | r-Fr. | Wytheville, Va. | George Wythe | Larry Russell |
| 1 | Eric Green | 1 | CB | 3/16/82 | 5-11 | 177 | So. | Clewiston, Fla. | Clewiston | Al Morrell |
| 64 | Jake Grove | 1 | C | 1/22/80 | 6-3 | 272 | r-So. | Forest, Va. | Jefferson Forest | Ed Landis |
| | Steve Hale | - | DT | 8/20/81 | 6-3 | 247 | So. | McLean, Va. | Langley | Bill Renner |
| 25 | Billy Hardeet† | 1 | FS | 6/30/80 | 5-11 | 196 | r-Jr. | Winter Haven, Fla. | Winter Haven | Maxie Hunter |
| 69 | Charles Hattan | - | OG | 10/31/80 | 6-1 | 298 | r-Fr. | Burke, Va. | Robinson | Mark Bendorf |
| 41 | Jake Houseright | 3 | LB | 1/4/79 | 6-3 | 237 | Sr. | Gate City, Va. | Gate City | Nick Colobro |
| | Scott Hughes | - | FL | 5/28/82 | 5-11 | 159 | So. | Radford, Va. | Pulaski County | Joel Hicks |
| | Chisom Iwu | - | DE | 3/12/82 | 6-3 | 220 | So. | Silver Spring, Md. | J.F. Kennedy | Tim McNeil |
| 23 | T.J. Jackson | 1 | LB | 10/10/79 | 6-1 | 214 | r-Jr. | Delray Beach, Fla. | Olympic Heights | Willie Dadaro |
| 80 | Mike Jackson | - | TE | 4/27/82 | 6-3 | 241 | r-Fr. | Mason, Ohio | Archbishop Moeller | Steve Klonne |
| | Jevon Jenkins | - | SE | 5/6/82 | 5-10 | 181 | Fr. | Portsmouth, Va. | Nansemond Suffolk Acad. | Terry Crigger |
| 18 | Emmett Johnson | 3 | SE | 3/17/80 | 6-3 | 206 | Sr. | Chesapeake, Va. | Western Branch | Lew Johnston |
| 12 | Richard Johnson | - | FL | 6/17/82 | 5-10 | 189 | r-Fr. | Baltimore, Md. | Milford Mill Academy | Reggie Brooks |
| 55 | Ken Keister | 1 | DE/DS | 8/13/80 | 6-1 | 229 | r-Jr. | Radford, Va. | Radford | Norm Lineburg |
| 37 | Chris Krebs | 3 | ROV | 1/5/79 | 6-1 | 195 | r-Sr. | Burke, Va. | Robinson | Nick Hilgert |
| 91 | Jason Lallis | - | DE | 2/4/82 | 6-0 | 244 | r-Fr. | Mitchellville, Md. | DeMatha | Bill McGregor |

| No. | Name | vl | Pos | B'date | Ht. | Wt. | Cl. | Hometown | High School | H.S. Coach |
|-----|---------------------|----|-----|----------|------|-----|-------|----------------------|--------------------|------------------|
| 70 | Kevin Lewis | 1 | DT | 4/26/80 | 6-1 | 280 | So. | Richmond, Va. | Varina | Ed Bulheller |
| 30 | Brandon Manning | - | LB | 5/12/81 | 6-0 | 211 | r-Fr. | Harrisburg, Pa. | Central Dauphin | George Chaump |
| 39 | Alex Markogiannakis | - | LB | 1/22/80 | 5-9 | 208 | r-Jr. | Chantilly, Va. | Robinson | Mark Bendorf |
| 85 | Jared Mazzetta | - | TE | 6/4/81 | 6-4 | 245 | r-Fr. | Flemington, N.J. | Hunterdon Central | Jim Meert |
| 5 | Kevin McCadam^ | 1 | ROV | 3/6/79 | 6-1 | 219 | Sr. | Lakeside, Calif. | El Capitan | Dave Waastad |
| 76 | James Miller | - | OG | 8/13/81 | 6-5 | 291 | Fr. | Pompano Beach, Fla. | Ft. Lauderdale | John Timmons |
| 97 | Jon Mollerup | - | PK | 11/15/79 | 5-11 | 202 | r-Jr. | Lyndhurst, Va. | Stuarts Draft | Tom Goforth |
| 98 | Derrius Monroe | 2 | DE | 7/21/78 | 6-4 | 266 | Sr. | Tallahassee, Fla. | Godby | Mark Feely |
| 82 | Ronald Moody | - | SE | 10/26/81 | 6-1 | 190 | r-So. | Chesapeake, Va. | Great Bridge | Noble Palmer |
| 67 | Anthony Nelson\$ | - | OG | 2/18/79 | 6-3 | 313 | r-So. | Kingsport, Tenn. | Sullivan South | Lonnie Messick |
| 11 | Grant Noel | - | QB | 6/11/80 | 6-1 | 224 | r-Jr. | Ridgeley, W.Va. | Frankfort | Greg Phillips |
| | Jeff Nosenzo | - | K/P | 1/19/82 | 6-2 | 207 | r-Fr. | Forest, Va. | Jefferson Forest | Ed Landis |
| 74 | Luke Owens | 2 | OG | 5/12/79 | 6-3 | 310 | r-Jr. | Grundy, Va. | Grundy | Greg Rowe |
| 9 | Terrell Parham | 1 | FL | 10/1/79 | 6-0 | 196 | r-Jr. | Bartow, Fla. | Bartow | Kenny Wells |
| 89 | Robert Peaslee | 1 | P | 6/28/81 | 6-0 | 201 | r-So. | Pulaski, Va. | Pulaski County | Joel Hicks |
| 35 | Willie Pile | 1 | FS | 5/25/80 | 6-3 | 197 | r-Jr. | Alexandria, Va. | West Potomac | Dale Eaton |
| 3 | Deon Provitt | 1 | LB | 10/22/80 | 6-1 | 209 | r-So. | Warren, Ohio | John F. Kennedy | Tony Napolet |
| 71 | David Pugh | 3 | DT | 7/24/79 | 6-3 | 271 | r-Sr. | Madison Heights, Va. | Amherst County | Mickey Crouch |
| 68 | Robert Ramsey | - | OG | 4/13/82 | 6-2 | 305 | r-Fr. | Corapolis, Pa. | Montour | Don Morgan |
| 53 | Channing Reed^^ | 1 | DT | 9/19/78 | 6-2 | 311 | Sr. | Trenton, N.J. | Trenton Central | Lawrence Parker |
| | Tim Robinson | - | LB | 8/21/81 | 6-1 | 214 | r-Fr. | Willis, Va. | Floyd County | Winford Beal |
| 6 | Vegas Robinson | - | LB | 5/19/81 | 6-0 | 233 | r-So. | Chesapeake, Va. | Deep Creek | David Cox |
| 65 | Tim Selmon+ | - | OT | 8/7/78 | 6-5 | 287 | r-Jr. | Trenton, N.J. | Hamilton West | Keith Hartbauer |
| | Chris Shreve | - | SE | 7/15/81 | 5-11 | 192 | | Mouth of Wilson, Va. | Grayson Cooounty | Bill Strong |
| 87 | Bob Slowikowski | 3 | TE | 10/30/79 | 6-5 | 247 | r-Sr. | Pittsburgh, Pa. | Central Catholic | John Fiscetti |
| 42 | Josh Spence | - | TB | 12/8/81 | 6-1 | 221 | r-Fr. | Riner, Va. | Floyd County | Winfred Beale |
| | Kyle Stewart | - | PK | 6/15/81 | 5-9 | 163 | Fr. | Delray Beach, Fla. | Spanish River | Bill Bretherick |
| 22 | Lee Suggs | 2 | TB | 8/11/80 | 6-0 | 204 | r-Jr. | Roanoke, Va. | William Fleming | George Miller |
| | Brendan Sullivan | - | OT | 1/24/82 | 6-1 | 246 | r-Fr. | St. Cloud, Minn. | Apollo | Jim Wagner |
| 40 | Ben Taylor | 3 | LB | 8/31/78 | 6-2 | 235 | Sr. | Bellaire, Ohio | Bellaire | John Magistro |
| | Dirk Taylor | - | LB | 12/25/79 | 6-0 | 197 | Jr. | Penn Laird, Va. | Spotswood | Eric Baylor |
| | Jeff Thompson | - | DE | 5/26/80 | 6-4 | 245 | r-So. | Midlothian, Va. | Clover Hill | Ted Salmon |
| 36 | Marvin Urquhart | - | FB | 8/16/80 | 5-11 | 265 | r-So. | Chesapeake, Va. | Western Branch | Lew Johnston |
| 32 | Wayne Ward | 3 | TB | 5/29/79 | 5-11 | 209 | r-Sr. | Plant City, Fla. | Plant City | Todd Long |
| 49 | Carter Warley | 1 | PK | 2/14/80 | 5-11 | 184 | r-So. | Richmond, Va. | Fork Union | Mickey Sullivan |
| 34 | Brian Welch | 2 | LB | 7/17/78 | 6-0 | 232 | r-Sr. | Fairfax, Va. | Oakton | Pete Bendorf |
| | Jeff Werner | - | OG | 5/10/82 | 6-0 | 278 | So. | Yardley, Pa. | Pennsbury | Mike Elko |
| 2 | Ronyell Whitaker | 2 | CB | 3/19/79 | 5-9 | 192 | r-Jr. | Norfolk, Va. | Lake Taylor | Dan Newell |
| 17 | Garnell Wilds | 1 | CB | 6/8/81 | 5-11 | 193 | r-So. | Tampa, Fla. | Hillsborough | Earl Garcia, Jr. |
| | Andy Wilfong | - | PK | 1/14/81 | 5-10 | 182 | r-Fr. | Manassas, Va. | C.D. Hylton | Bill Brown |
| 19 | Ernest Wilford@ | 1 | SE | 1/14/79 | 6-5 | 211 | r-So. | Richmond, Va. | Armstrong/Franklin | Otis Brayboy |
| 54 | Dan Wilkinson | 1 | DT | 11/14/78 | 6-1 | 258 | r-Sr. | W. Palm Beach, Fla. | Palm Beach Lakes | Bill Bolinder |
| 86 | Keith Willis | 1 | TE | 12/14/80 | 6-5 | 240 | r-So. | Norfolk, Va. | Norview | Carleton Thomas |
| | Adam Wilson | - | DS | 10/30/80 | 5-11 | 218 | r-So. | Beckley, W. Va. | Woodrow Wilson | John Lilly |
| 44 | Joe Wilson | - | FB | 7/22/81 | 6-1 | 261 | r-So. | Newport News, Va. | Warwick | Tommy Reamon |
| 58 | Matt Wincek | 3 | OT | 9/12/79 | 6-5 | 284 | Sr. | Wilkes-Barre, Pa. | Coughlin | John Joseph |
| 26 | Shawn Witten | 2 | FL | 5/18/80 | 6-0 | 194 | Jr. | Elizabethton, Tenn. | Elizabethton | Dave Rider |
| 93 | Browning Wynn | 3 | TE | 12/3/78 | 6-3 | 232 | r-Sr. | Jonesville, Va. | Lee | Allen Kinser |

\$ also attended Hargrave Military Academy (Va.);
 @ also attended Fork Union Military Academy (Va.);
 † also attended Florida Southern College;
 ^ also attended Grossmont [Calif.] CC;
 ^^ Montgomery [Md.] College ;
 + also attended Peddie School (N.J)

Roster updated as of March 24, 2001

Coach Frank Beamer

One of the Nation's Most Respected Coaches Continues To Lead Virginia Tech to New Heights



Virginia Tech football coach Frank Beamer won eight national coach of the year awards in 1999 after directing the Hokies to an 11-0 regular season record and a spot in the Nokia Sugar Bowl to play for the national championship. In 2000, without all the fanfare, Beamer and his coaching staff may have done an even better coaching job.

The 2000 Hokie squad started the season with eight new starters on defense and two returning defensive starters who were working at new positions. The team's entire kicking game — punter, place-kicker, holders, snappers and return men — was new. And as the season progressed there were key injuries on both offense and defense.

The result? An 11-1 record and a win in the Toyota Gator Bowl — Tech's eighth straight postseason appearance.

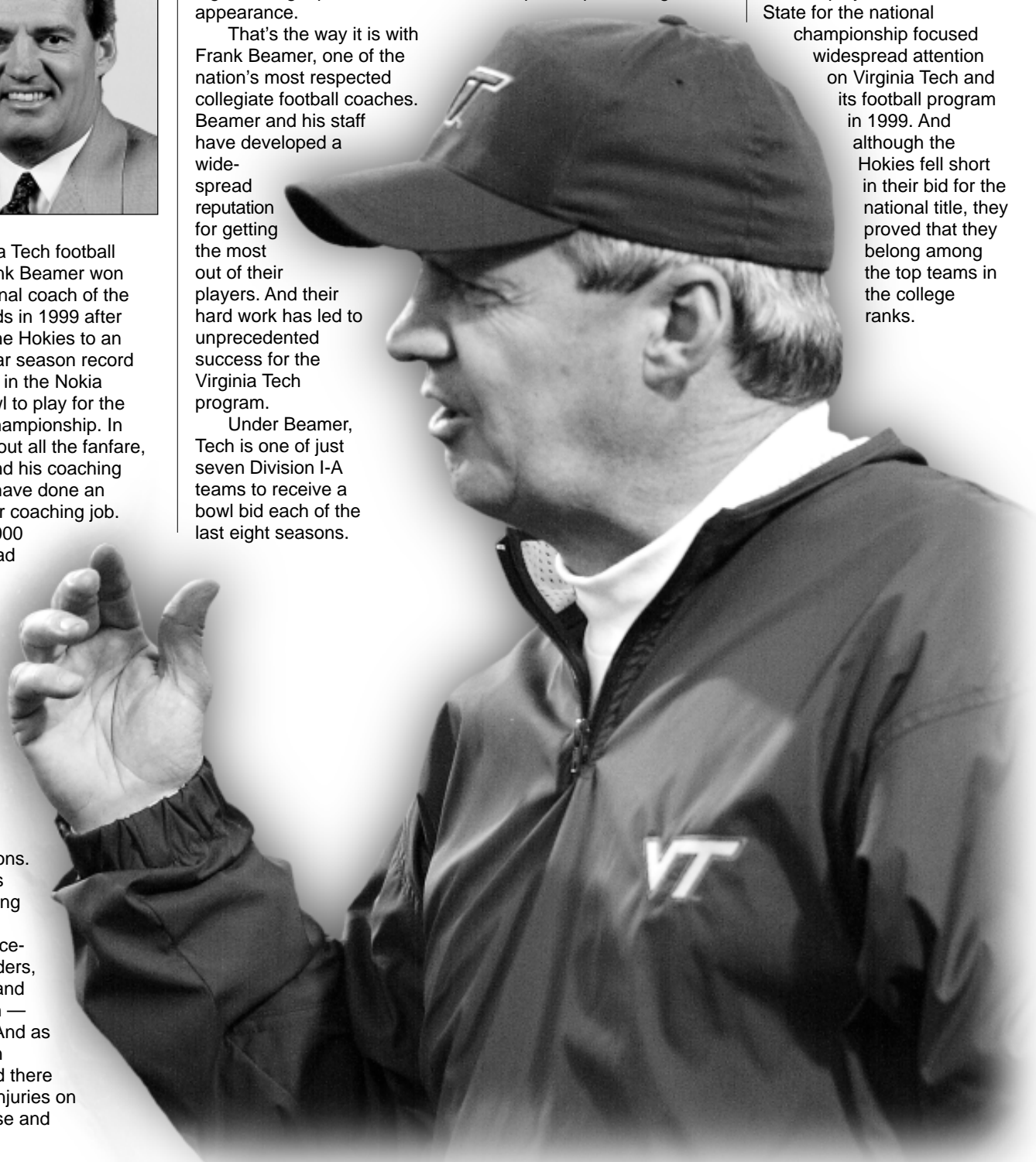
That's the way it is with Frank Beamer, one of the nation's most respected collegiate football coaches. Beamer and his staff have developed a wide-spread reputation for getting the most out of their players. And their hard work has led to unprecedented success for the Virginia Tech program.

Under Beamer, Tech is one of just seven Division I-A teams to receive a bowl bid each of the last eight seasons.

Since the beginning of the 1993 season, Tech has won three BIG EAST Conference championships, averaged

nine wins a year and become a regular in the national polls.

A spot in the Nokia Sugar Bowl to play No. 1 Florida State for the national championship focused widespread attention on Virginia Tech and its football program in 1999. And although the Hokies fell short in their bid for the national title, they proved that they belong among the top teams in the college ranks.



For his part in the Hokies' magical 1999 season, Beamer was named the Bobby Dodd Coach of the Year, the GTE Coach of the Year, the Eddie Robinson Coach of the Year, the Paul "Bear" Bryant Coach of the

Year, the Associated Press Coach of the Year, the Walter Camp Football Foundation/Street & Smith's Coach of the Year, the Maxwell Football Club Coach of the Year and the Woody Hayes Coach of the Year. He also was named

the BIG EAST Conference Coach of the Year for the third time.

There have been plenty of other accolades for the Hokies' coach. Following consecutive 10-2 seasons in 1995 and 1996, Beamer also was voted BIG EAST Conference Coach of the Year by the league coaches. He was one of five finalists in the voting for the 1995 National Coach of the Year.

In 1996, The Sporting News queried writers from around the country and asked them to rate the coaches in various conferences. In the BIG EAST, those writers rated Frank Beamer the best coach on game day, the best in game preparation, the best as a motivator, the best as a teacher, the best in big games and the best overall. Last summer, The Sporting News ranked the nation's top coaches in terms of their ability to get the most out of their players. Beamer was picked No. 9 in Division I-A. The past three years, TSN also rated the Tech coach first among BIG EAST head coaches and ranked the Hokies' football coaching staff as the best in the conference.

The Beamer success story has made him a much sought-after coach. He has been pursued by other schools as well as professional football teams in recent years, but in the end, his loyalty has remained with the Hokies.

Beamer always has put Virginia Tech first — ever

since he starred as a defensive back for the Hokies in his undergraduate days in the late 1960s, and surely throughout his 14 years as head coach of the Hokies.

Three times in the past 11 years, he has given back part of his earnings to the university. In the summer of 1996, he and his wife Cheryl, for the second time in six years, presented a \$50,000 gift to Tech. Both gifts were earmarked for improvements to facilities.

In 1990, Beamer received a new contract and a substantial pay raise. He refused the raise, however, until such time that all classified and faculty employees of the university could have the same opportunity for pay raises. Most state salaries had been frozen at the time.

Another indication of Beamer's love for the university came on the night he was inducted into The Virginia Tech Sports Hall of Fame in 1997. He called it the biggest honor of his entire career. With the induction, he became the first active coach at the university to be honored in that fashion.

Beamer's overall record at Tech now stands at 99-61-2. He became Tech's winningest football coach ever during the 1997 campaign. Counting six years as head coach at Murray State prior to joining the Hokies, Beamer's overall 20-year record is 141-84-4.

Continued on next page

BEAMER'S PROFILE

PERSONAL:

Born: 10/18/46, Mt. Airy, N.C.
Hometown: Hillsville, Va.
Wife: former Cheryl Oakley
Children: Shane, Casey

EDUCATION:

High School: Hillsville (1965)
College: Virginia Tech (1969)
Postgraduate: Radford University (1972)

PLAYING EXPERIENCE:

Virginia Tech (1966-68)

COACHING EXPERIENCE:

1972 Graduate Assistant, Maryland
1973-76 Assistant Coach, The Citadel
1977-78 Defensive Coordinator, The Citadel
1979-80 Defensive Coordinator, Murray State
1981-86 Head Coach, Murray State
1981 (8-3)
1982 (4-7)
1983 (7-4)
1984 (9-2)
1985 (7-3-1)
1986 (7-4-1) Ohio Valley co-champion

Record at Murray State: 42-23-2

1987- Head Coach, Virginia Tech
1987 (2-9)
1988 (3-8)
1989 (6-4-1)
1990 (6-5)
1991 (5-6)
1992 (2-8-1)
1993 (9-3) Independence Bowl champion
1994 (8-4) Gator Bowl
1995 (10-2) BIG EAST, Sugar Bowl champion
1996 (10-2) BIG EAST co-champion, Orange Bowl
1997 (7-5) Gator Bowl
1998 (9-3) Music City Bowl champion
1999 (11-1) BIG EAST champion, Sugar Bowl
2000 (11-1) Gator Bowl champion

Record at Virginia Tech: 99-61-2

Overall head coaching record: 141-84-4

BOWL EXPERIENCE:

Player

1966 Liberty (Virginia Tech vs. Miami)
1968 Liberty (Virginia Tech vs. Mississippi)

Coach

1993 Independence (Virginia Tech vs. Indiana)
1994 Gator (Virginia Tech vs. Tennessee)
1995 Sugar (Virginia Tech vs. Texas)
1996 Orange (Virginia Tech vs. Nebraska)
1997 Gator (Virginia Tech vs. North Carolina)
1998 Music City (Virginia Tech vs. Alabama)
1999 Sugar (Virginia Tech vs. Florida State)
2000 Gator (Virginia Tech vs. Clemson)



Coach Frank Beamer with (l to r) his son, Shane, wife, Cheryl and daughter, Casey.

The 54-year-old Beamer, the first alumnus to guide the Hokies since the 1940s, took over the Tech reins from Bill Dooley in January 1987. He began work a few days after the Hokies had beaten North Carolina State in the Peach Bowl. It took a while for him to get the Hokies moving in the right direction because the football program was hit with NCAA sanctions at the time.

But everything came together in the 1990s. The Techmen finished 9-3 in 1993 after beating Indiana, 45-20, in a wild Independence Bowl game. Tech followed up with an 8-4 season in 1994, losing to Tennessee, 45-23, in the Gator Bowl.

Many think the Tech teams in 1995 and 1996 were among the greatest in school history. The 1995 team swept the BIG EAST Conference championship outright and the 1996 club tied for the title with Syracuse and Miami.

The 1995 team was 9-2 during the regular season and then came up with a stirring 28-10 victory over Texas in the Sugar Bowl. The 1996 team went 10-1 during the regular season and lost to powerful Nebraska, 41-21, in the Orange Bowl after giving the Cornhuskers a fierce battle for three quarters.

The Hokies had a 7-5 year in 1997 and were beaten badly by North Carolina in the Gator Bowl, 42-3. But they came right back with an impressive 9-3 mark in 1998 that included a 38-7 victory over Alabama in the inaugural Music City Bowl in Nashville, Tenn. Then came Tech's incredible 1999 run to the national championship game.

Beamer's early Tech teams also registered many exciting victories. One of the most impressive came in 1990 when the Hokies capped the year with a 38-13 victory over arch-rival Virginia before a crowd of 54,157, which at the time was the largest ever to see a college football game in the Commonwealth of Virginia. During the 1989 season,

Tech knocked off ninth-ranked West Virginia and star quarterback Major Harris, 12-10, in Morgantown, W. Va.

During his undergraduate days at Tech, Beamer started three years as a cornerback and played on the Hokies' 1966 and 1968 Liberty Bowl teams. He received a Bachelor of Science in distributive education from Tech in 1969 and a master's in guidance from Radford in 1972. Then came the start of the Beamer coaching career.

He began as an assistant


at Radford High School from 1969 through 1971. Then after one season as a graduate assistant at the University of Maryland, he went to The Citadel where he worked five seasons under Bobby Ross and one year under Art Baker. His last two years at The Citadel, Beamer was defensive coordinator.

In 1979, Beamer went to Murray State as defensive coordinator under Mike Gottfried. He was named head coach at Murray State in 1981 and went on to compile a six-year record of 42 wins,

23 losses and two ties.

The Tech coach was born in Mt. Airy, N.C., and grew up in Hillsville, Va. At Hillsville High, he earned 11 varsity letters as a three-sport athlete in football, basketball and baseball.

Beamer is married to the former Cheryl Oakley of Richmond, Va. They have two children, Shane, a former member of his dad's football team at Tech and now a graduate assistant at Georgia Tech; and daughter Casey, who is currently a sophomore at Virginia Tech.



1999 National Coach of the Year

Coach Frank Beamer was tabbed the consensus national football coach of the year after leading the Hokies to an 11-0 regular season and a berth in the national championship game.

2000 Season Review

Hokies Surpass Expectations En Route To 11-1 Record and Gator Bowl Victory



Heading into the 2000 football season, most people thought the Hokies would have a pretty good year. With quarterback Michael Vick back to lead the way, most predicted an 8-3 season, or at best, 9-2. What most didn't count on was the emergence of new heroes, both on offense and defense. These new stars helped the Hokies turn a rebuilding season into an 11-1 season completed by a 41-20 victory over Clemson in the Toyota Gator Bowl.

Playing in yet another bowl and a final No. 6 ranking brought heightened attention to the Tech program, but the Hokies aren't new to the national spotlight. After a run at the national title in 1999 and eight consecutive bowls, Tech is becoming a regular near the top of the college football world.

As the Hokies look ahead

to the 2001 season, they also look back to one of the greatest seasons in their 107-year history. It was a season where relative unknowns like Lee Suggs, Emmett Johnson, Ben Taylor, Cory Bird and Ronyell Whitaker all became household names.

After an 11-1 season in 1999, which saw the Hokies play for the national championship, few believed the team could get back to the level it reached in 1999. With the departure of several key figures — including eight starters on defense and its top rusher — most figured Tech would struggle at times. Despite these question marks, the Hokies received their highest preseason rankings ever, being picked No. 11 by The Associated Press and No. 10 in the ESPN/USA Today Coaches' Poll.

Tech exceeded even those lofty expectations and capped the 2000 season off with a dominating performance in the Toyota Gator Bowl. In that New Year's Day game, the Hokies jumped out to a quick start and never looked back. Suggs rushed for three touchdowns and fullback Jarrett Ferguson scored two of his own. Vick, who was voted the game's MVP, put up impressive numbers in his final collegiate game. He passed for 205 yards and a TD and ran for another one.

The Tech defense, however, was the big story of the day. The Hokies posted five quarterback sacks, two interceptions and held the Tigers twice to field goals inside the red zone to assure Tech its first Gator Bowl victory in three tries.

While the Gator Bowl was

the highlight of the year, there were many other highlights in the Hokies' run at a second consecutive 11-1 season.

The 2000 season started in memorable fashion. Unfortunately, the memories were created by Mother Nature instead of football players. The Hokies were scheduled to open the season on Aug. 27 against Georgia Tech in the BCA Bowl. Just before kickoff, the skies opened up and lightning danced around Lane Stadium/Worsham Field. Instead of playing on the flooded field, officials decided to cancel the game.

The Hokies finally took to the field — and got to play — one week later, hosting Akron. Vick sparked the Hokies as he ran for two scores and passed for two more as the Hokies downed

Continued on next page

2000 Season Review, *continued*

the Zips, 52-23. Five days later, Tech's notorious special teams came up big at East Carolina. Tech got 21 points from its special teams and timely plays from its defense on the way to a 45-28 win over the Pirates in front of a sell-out crowd and a national Thursday night ESPN audience.

In the Hokies' BIG EAST opener, Suggs rushed for four touchdowns as Tech posted a 49-0 shutout of Rutgers. The Hokies piled up 527 yards of offense, including 348 yards on the ground, en route to their third victory of the season.

After a week off, Vick and Suggs once again stole the show as the Hokies downed Boston College, 48-34, on the road. Vick rushed for 210 yards and three scores — including an 82-yard TD run — and Suggs added 145 yards and two scores as the Hokies improved to 4-0.

Win No. 5 saw the Hokies' defense hold Temple to just 116 total yards as the Hokies beat the Owls, 35-13, before a sell-out Homecoming crowd at Lane Stadium. Freshman Eric Green picked off two passes in his first start and the Hokies' defense posted six quarterback sacks to lead the way.

In its second Thursday night ESPN game of the year, Tech scored four touchdowns in the third quarter to erase a 14-7 halftime deficit and handed West Virginia a 48-20 loss. Vick hit tight end Bob Slowikowski for a season-best 72-yard scoring play and André Davis scored three straight touchdowns to blow the game open.

The Hokies had to rally from their biggest regular-season deficit since 1997 to get win No. 7. Trailing 14-0 in the first quarter, the Hokies scored 22 unanswered points to beat Syracuse, 22-14, and get a win at the always-tough Carrier Dome. Willie Pile had three of the Hokies' five interceptions and Vick had a 55-yard scoring run with just

1:34 remaining to seal the game.

The Hokies relied on some unlikely heroes to down Pittsburgh. Kicker Carter Warley nailed a 27-yard field goal with 16 seconds left to lift Tech to a 37-34 win over the Panthers. Dave Meyer had to take over the offense when Vick sprained his ankle in the second quarter. Meyer responded by leading the Hokies to 17 second-half points and the game-winning drive.

Ranked No. 2 in the nation, the Hokies traveled to Florida for a showdown with Miami with the BIG EAST title on the line. Unfortunately for the Hokies, they had to go without their two biggest stars in Vick and Davis. The No. 3 Hurricanes used big plays to down the Hokies 41-21 in the Orange Bowl. Meyer threw for 225 yards and a score, while Suggs rushed for 121 yards and two scores in defeat.

Despite the loss, the Hokies still had a chance to finish out the season strong. With big wins at the

University of Central Florida and at home against Virginia, the Hokies did just that.

At UCF, Suggs broke five conference records as he ran wild for 143 yards and five touchdowns. Tech's defense forced six turnovers as the Hokies cruised to a 44-21 win at the Citrus Bowl.

In the season finale, Vick returned from a nagging ankle injury to lead the Hokies to a 42-21 win over in-state rival Virginia. He passed for 202 yards and a score to spark the offense. Suggs scored four more touchdowns and the defense shut down the Cavs in the second half as Tech improved to 10-1.

Tech took time off from practice after the regular season concluded and awaited the word on its bowl destination. The word that the Hokies were headed to Jacksonville came on Dec. 3. While the players weren't active on the field, some were definitely raking in the awards.

Suggs was the biggest surprise for the Hokies this year. The sophomore running

back scored 28 touchdowns — 27 of which came on the ground — to lead the way. He broke the school and BIG EAST records for total touchdowns and points in a season. He led the nation in scoring with 15.3 points per game and now is tied for the school record for career touchdowns with 30.

For his efforts Suggs was awarded the Dudley Award, which goes to the top collegiate player in the Commonwealth of Virginia. He was also voted a unanimous first-team All-BIG EAST running back and was one of three players to earn the conference's Offensive Player of the Year award. He was also named a third-team All-America by The Associated Press and *Football News*.

The Hokies had four players voted to the BIG EAST first-team, including Suggs, Taylor, Dave Kadela and David Pugh. Eight other players made the second team and several Hokies made All-America teams.

GATOR BOWL: Virginia Tech 41, Clemson 20

Jan. 1, 2001 • Jacksonville, Fla.
Alltel Stadium • Att. 68,741

| | | | | | | |
|---------------|----|----|----|---|---|----|
| Clemson | 0 | 10 | 3 | 7 | — | 20 |
| Virginia Tech | 14 | 7 | 13 | 7 | — | 41 |

VT (13:23 re 1st) — Ferguson 23 pass from Vick (Warley kick)

VT (1:08 re 1st) — Vick 6 run (Warley kick)

CU (2:34 re 2nd) — Zachery 23 pass from Dantzler (Hunt kick)

CU (5:45 re 2nd) — Hunt 28 FG

VT (2:26 re 2nd) — Suggs 3 run (Warley kick)

VT (12:19 re 3rd) — Suggs 1 run (kick failed)

CU (7:19 re 3rd) — Hunt 26 FG

VT (5:14 re 3rd) — Ferguson 5 run (Warley kick)

CU (7:19 re 4th) — Gardner 23 pass from Simmons (Hunt kick)

VT (3:41 re 4th) — Suggs 5 run (Warley kick)

Individual Leaders

Rushing — VT, Suggs 20-73, Kendrick 4-52, Ferguson 6-26, Ward 4-24, Vick 9-19, Burnell 1-6, Hawkins 2-6, Johnson 1-5; CU, Dantzler 18-81, Zachery 5-15, Rambert 4-7, Kelly 2-3, team 1-(-8), Simmons 5-(-10).

Passing — VT, Vick 10-18-1-205; CU, Dantzler 15-32-1-180, Simmons 6-12-1-63.

Receiving — VT, A. Davis 2-70, Kendrick 2-55, Wynn 2-27, Ferguson 1-23, Hawkins 1-14, Wilford 1-9, Johnson 1-7; CU, R. Gardner 7-94, Watts 4-59, Zachery 2-25, Robinson 2-25, Kelly 3-22, Rambert 2-14, Youngblood 1-4.



| Team Stats | VT | CU |
|--------------------|---------|---------|
| First downs | 19 | 21 |
| Rushes-yds. | 47-211 | 35-88 |
| Passing yds. | 205 | 243 |
| Return yds. | 31 | 0 |
| Passes | 10-18-1 | 21-44-2 |
| Punts-avg. | 2-32.0 | 5-38.4 |
| Fumbles-lost | 2-2 | 2-0 |
| Penalties-yds. | 2-20 | 7-50 |
| KO ret.-yds. | 4-96 | 5-94 |
| Interceptions-yds. | 2-27 | 1-0 |
| Time of poss. | 31:36 | 28:24 |
| 3rd downs | 5 of 11 | 5 of 16 |
| 4th downs | 0 of 1 | 1 of 3 |
| Sacks by | 6-28 | 2-22 |



2000 Statistics

| Record | Overall | Home | Away | Neutral |
|----------------|---------|-------|-------|---------|
| All Games | 11-1-0 | 6-0-0 | 4-1-0 | 1-0-0 |
| Conference | 6-1-0 | 4-0-0 | 2-1-0 | 0-0-0 |
| Non-Conference | 5-0-0 | 2-0-0 | 2-0-0 | 1-0-0 |

| Date | Opponent | W/L | Score | Attend. |
|----------------|--------------------|-----|-------|---------|
| Sept. 2, 2000 | AKRON | hW | 52-23 | 56,272 |
| Sept. 7, 2000 | at East Carolina | aW | 45-28 | 45,123 |
| Sept. 16, 2000 | RUTGERS* | hW | 49-0 | 56,272 |
| Sept. 30, 2000 | at Boston College* | aW | 48-34 | 44,500 |
| Oct. 7, 2000 | TEMPLE* | hW | 35-13 | 56,272 |
| Oct. 12, 2000 | WEST VIRGINIA* | hW | 48-20 | 56,272 |
| Oct. 21, 2000 | at Syracuse* | aW | 22-14 | 49,033 |
| Oct. 28, 2000 | PITTSBURGH* | hW | 37-34 | 56,272 |
| Nov. 4, 2000 | at Miami* | aL | 21-41 | 77,410 |
| Nov. 11, 2000 | at Central Florida | aW | 44-21 | 50,220 |
| Nov. 25, 2000 | VIRGINIA | hW | 42-21 | 56,272 |
| Jan. 1, 2001 | Clemson† | nW | 41-20 | 68,741 |

* Indicates BIG EAST Conference game
 † Toyota Gator Bowl (does not affect statistics)

| RUSHING | GP | Att | Gain | Loss | Net | Avg | TD | Long | Avg/G |
|-----------------|----|-----|------|------|------|------|----|------|-------|
| SUGGS, Lee | 11 | 222 | 1224 | 17 | 1207 | 5.4 | 27 | 56 | 109.7 |
| VICK, Michael | 10 | 104 | 800 | 183 | 617 | 5.9 | 8 | 82 | 61.7 |
| KENDRICK, André | 11 | 107 | 570 | 23 | 547 | 5.1 | 3 | 34 | 49.7 |
| FERGUSON, J. | 11 | 40 | 215 | 5 | 210 | 5.2 | 6 | 26 | 19.1 |
| BURNELL, Keith | 9 | 17 | 111 | 0 | 111 | 6.5 | 1 | 59 | 12.3 |
| WARD, Wayne | 11 | 25 | 85 | 3 | 82 | 3.3 | 0 | 11 | 7.5 |
| MEYER, Dave | 8 | 15 | 72 | 9 | 63 | 4.2 | 0 | 18 | 7.9 |
| DAVIS, André | 9 | 3 | 51 | 0 | 51 | 17.0 | 1 | 30 | 5.7 |
| EASLICK, Doug | 6 | 8 | 34 | 2 | 32 | 4.0 | 0 | 18 | 5.3 |
| HAWKINS, Cullen | 11 | 12 | 29 | 0 | 29 | 2.4 | 0 | 10 | 2.6 |
| JOHNSON, Emmett | 11 | 4 | 35 | 6 | 29 | 7.2 | 0 | 19 | 2.6 |
| BRIGGS, Wayne | 10 | 4 | 11 | 0 | 11 | 2.8 | 0 | 5 | 1.1 |
| NOEL, Grant | 3 | 1 | 5 | 0 | 5 | 5.0 | 0 | 5 | 1.7 |
| Team | 10 | 8 | 0 | 19 | -19 | -2.4 | 0 | 0 | -1.9 |
| Total | 11 | 570 | 3242 | 267 | 2975 | 5.2 | 46 | 82 | 270.5 |
| Opponents | 11 | 374 | 1462 | 370 | 1092 | 2.9 | 13 | 53 | 99.3 |

| PASSING | G | Effic | Att-Cmp-Int | Pct | Yds | TD | Lng | Avg/G |
|-----------------|----|--------|-------------|------|------|----|-----|-------|
| VICK, Michael | 10 | 127.36 | 161-87-6 | 54.0 | 1234 | 8 | 72 | 123.4 |
| MEYER, Dave | 8 | 118.09 | 53-25-1 | 47.2 | 432 | 1 | 69 | 54.0 |
| NOEL, Grant | 3 | 81.16 | 10-4-0 | 40.0 | 49 | 0 | 21 | 16.3 |
| KENDRICK, André | 11 | 0.00 | 2-0-0 | 0.0 | 0 | 0 | 0 | 0.0 |
| Total | 11 | 122.02 | 226-116-7 | 51.3 | 1715 | 9 | 72 | 155.9 |
| Opponents | 11 | 110.65 | 354-171-23 | 48.3 | 2468 | 18 | 80 | 224.4 |

| TEAM STATISTICS | VT | OPP | | | |
|----------------------|-----------|------------|-----|-----|-------|
| SCORING | 443 | 249 | | | |
| Points Per Game | 40.3 | 22.6 | | | |
| FIRST DOWNS | 247 | 185 | | | |
| Rushing | 162 | 70 | | | |
| Passing | 72 | 97 | | | |
| Penalty | 13 | 18 | | | |
| RUSHING YARDAGE | 2975 | 1092 | | | |
| Yards gained rushing | 3242 | 1462 | | | |
| Yards lost rushing | 267 | 370 | | | |
| Rushing Attempts | 570 | 374 | | | |
| Average Per Rush | 5.2 | 2.9 | | | |
| Average Per Game | 270.5 | 99.3 | | | |
| TDs Rushing | 46 | 13 | | | |
| PASSING YARDAGE | 1715 | 2468 | | | |
| Att-Cmp-Int | 226-116-7 | 354-171-23 | | | |
| Average Per Pass | 7.6 | 7.0 | | | |
| Average Per Catch | 14.8 | 14.4 | | | |
| Average Per Game | 155.9 | 224.4 | | | |
| TDs Passing | 9 | 18 | | | |
| TOTAL OFFENSE | 4690 | 3560 | | | |
| Total Plays | 796 | 728 | | | |
| Average Per Play | 5.9 | 4.9 | | | |
| Average Per Game | 426.4 | 323.6 | | | |
| KICK RET: #-YARDS | 30-568 | 49-812 | | | |
| PUNT RET: #-YARDS | 39-711 | 17-93 | | | |
| INT RET: #-YARDS | 23-227 | 7-124 | | | |
| KICK RETURN AVG | 18.9 | 16.6 | | | |
| PUNT RETURN AVG | 18.2 | 5.5 | | | |
| INT RETURN AVG | 9.9 | 17.7 | | | |
| FUMBLES-LOST | 29-16 | 14-6 | | | |
| PENALTIES-YARDS | 70-613 | 80-612 | | | |
| Average Per Game | 55.7 | 55.6 | | | |
| PUNTS-YARDS | 48-1656 | 72-2702 | | | |
| Average Per Punt | 34.5 | 37.5 | | | |
| Net punt average | 32.6 | 27.7 | | | |
| TIME OF POSS./GAME | 31:23 | 28:37 | | | |
| 3RD-DOWN CONV. | 75/148 | 51/162 | | | |
| 3rd-Down Pct | 51% | 31% | | | |
| 4TH-DOWN CONV. | 5/12 | 3/16 | | | |
| 4th-Down Pct | 42% | 19% | | | |
| SACKS BY-YARDS | 28-180 | 22-135 | | | |
| MISC YARDS | 67 | 103 | | | |
| TOUCHDOWNS SCORED | 61 | 36 | | | |
| FIELD GOALS-ATTEMPTS | 7-9 | 1-7 | | | |
| PAT-ATTEMPTS | 56-59 | 30-36 | | | |
| ATTENDANCE | 337,632 | 266,286 | | | |
| Games/Avg Per Game | 6/56,272 | 5/53,257 | | | |
| SCORE BY QTRS | 1st | 2nd | 3rd | 4th | Total |
| Virginia Tech | 115 | 130 | 109 | 89 | 443 |
| Opponents | 65 | 69 | 62 | 53 | 249 |

DEFENSIVE STATISTICS

| DEFENSIVE LEADERS | GP | UT | Tackles | | | Sacks | | Pass Def | | Fumbles | | Blkd | |
|----------------------|----|-----|---------|-------|---------|----------|---------|----------|---------|---------|------|------|--|
| | | | AT | Total | ForLoss | No-Yards | Int-Yds | BrUp QBH | Rcv-Yds | FF | Kick | Saf | |
| TAYLOR, Ben | 11 | 59 | 44 | 103 | 7-25 | 1.5-13 | 2-42 | 5 | 9 | | 1 | | |
| HOUSERIGHT, Jake | 11 | 35 | 40 | 75 | 5-13 | 0.5-2 | | 5 | 6 | 1-11 | | | |
| BIRD, Cory | 11 | 44 | 26 | 70 | 12-48 | 3.0-18 | 2-11 | 7 | 6 | 2-0 | | 1 | |
| SUMMERS, Phillip | 11 | 42 | 24 | 66 | 4-28 | 2.0-17 | 1-3 | 3 | | | | | |
| WHITAKER, Ronyell | 11 | 37 | 24 | 61 | 2-3 | | 5-76 | 9 | | | | | |
| BEASLEY, Chad | 11 | 23 | 35 | 58 | 8-23 | 1.0-6 | 1-15 | 5 | 5 | 1-0 | | | |
| PUGH, David | 11 | 30 | 27 | 57 | 12-63 | 5.0-35 | 1-2 | 4 | 10 | | | 1 | |
| PILE, Willie | 11 | 35 | 21 | 56 | 2-4 | | 6-22 | 10 | | 1-0 | 1 | | |
| COBB, Lamar | 11 | 17 | 30 | 47 | 5-15 | 1.0-6 | | 2 | 10 | 1-20 | 1 | 1 | |
| ADIBI, Nathaniel | 11 | 28 | 17 | 45 | 8-44 | 5.0-33 | | 1 | 5 | 1-36 | | | |
| WELCH, Brian | 11 | 26 | 16 | 42 | 3-6 | 1.0-4 | | 1 | 3 | | | | |
| SORENSEN, Nick | 11 | 25 | 17 | 42 | 5-13 | 1.0-5 | | 5 | | | | | |
| HARDEE, Billy | 9 | 17 | 17 | 34 | 2-5 | | | 2 | | | 1 | | |
| GREEN, Eric | 11 | 19 | 12 | 31 | 1-22 | | 4-51 | 12 | | | 2 | 1 | |
| DAVIS, Jim | 11 | 17 | 11 | 28 | 6-32 | 3.5-23 | | 1 | 5 | | 1 | | |
| McCADAM, Kevin | 9 | 11 | 17 | 28 | 1-4 | | | 1 | 1 | | | | |
| WARD, Wayne | 11 | 12 | 14 | 26 | | | | | | | | 2 | |
| WILKINSON, Dan | 11 | 11 | 12 | 23 | 4-12 | 2.5-8 | | 1 | 2 | | | | |
| AUSTIN, Larry | 4 | 13 | 9 | 22 | | | | 4 | | | | 1 | |
| REED, Channing | 10 | 11 | 10 | 21 | 1-10 | 1.0-10 | | | 2 | | 1 | | |
| COLAS, Cols | 10 | 6 | 14 | 20 | | | | | 4 | | | | |
| LEWIS, Kevin | 8 | 7 | 8 | 15 | 3-8 | | | | 2 | | 1 | | |
| WOLFE, Benny | 11 | 7 | 8 | 15 | | | | | 2 | | | | |
| BUTLER, Tee | 11 | 7 | 6 | 13 | 2-2 | | | | | | | | |
| DONAHUE, Mike | 11 | 7 | 4 | 11 | | | | | | | | | |
| KREBS, Chris | 11 | 3 | 5 | 8 | | | | | | | | | |
| JACKSON, TJ | 9 | 5 | 3 | 8 | | | | | | | | | |
| PROVITT, Deon | 11 | 3 | 5 | 8 | | | | | | | | | |
| WITTEN, Shawn | 11 | 6 | 1 | 7 | | | | | | | | | |
| BUJE, Chris | 9 | 2 | 4 | 6 | | | | | | | | | |
| CRAWFORD, Michael | 9 | 3 | 3 | 6 | | | | | | | | | |
| WILDS, Garnell | 5 | 3 | 1 | 4 | | | 1-5 | 1 | | | | | |
| ROBINSON, Vegas | 5 | 2 | 2 | 4 | | | | | | | | | |
| COOK, Ron | 2 | 1 | 1 | 2 | | | | | | 1 | | | |
| MARKOGIANNAKIS, Alex | 4 | | 1 | 1 | | | | | | | | | |
| WARLEY, Carter | 11 | | 1 | 1 | | | | | | | | | |
| KEISTER, Ken | 11 | | 1 | 1 | | | | | | | | | |
| SLOWIKOWSKI, Bob | 11 | 1 | | 1 | | | | | | | | | |
| WYNN, Browning | 11 | 1 | | 1 | | | | | | | | | |
| BRYANT, Derald | 3 | 1 | | 1 | | | | | | | | | |
| SUGGS, Lee | 11 | 1 | | 1 | 1-6 | | | | | | | 1 | |
| Total | 11 | 578 | 491 | 1069 | 94-386 | 28-180 | 23-227 | 79 | 73 | 7-67 | 9 | 8 | |
| Opponents | 11 | 439 | 422 | 861 | 69-280 | 22-135 | 7-124 | 24 | | 16-103 | 11 | 1 | |

| RECEIVING | G | No. | Yds | Avg | TD | Long | Avg/G |
|-----------------|----|-----|------|------|----|------|-------|
| JOHNSON, Emmett | 11 | 34 | 574 | 16.9 | 3 | 69 | 52.2 |
| DAVIS, André | 9 | 24 | 318 | 13.2 | 2 | 64 | 35.3 |
| WILFORD, E. | 11 | 12 | 141 | 11.8 | 0 | 17 | 12.8 |
| WITTEN, Shawn | 11 | 9 | 88 | 9.8 | 0 | 15 | 8.0 |
| WYNN, Browning | 11 | 8 | 167 | 20.9 | 1 | 33 | 15.2 |
| HAWKINS, Cullen | 11 | 7 | 97 | 13.9 | 1 | 41 | 8.8 |
| WARD, Wayne | 11 | 4 | 54 | 13.5 | 0 | 17 | 4.9 |
| SLOWIKOWSKI, B. | 11 | 3 | 101 | 33.7 | 1 | 72 | 9.2 |
| SUGGS, Lee | 11 | 3 | 44 | 14.7 | 1 | 23 | 4.0 |
| FERGUSON, J. | 11 | 3 | 40 | 13.3 | 0 | 25 | 3.6 |
| KENDRICK, André | 11 | 3 | 24 | 8.0 | 0 | 11 | 2.2 |
| MOODY, Ron | 7 | 3 | 21 | 7.0 | 0 | 12 | 3.0 |
| WILLIS, Keith | 10 | 1 | 21 | 21.0 | 0 | 21 | 2.1 |
| BRIGGS, Wayne | 10 | 1 | 17 | 17.0 | 0 | 17 | 1.7 |
| DONAHUE, Mike | 11 | 1 | 8 | 8.0 | 0 | 8 | 0.7 |
| Total | 11 | 116 | 1715 | 14.8 | 9 | 72 | 155.9 |
| Opponents | 11 | 171 | 2468 | 14.4 | 18 | 80 | 224.4 |

| PUNT RETURNS | No. | Yds | Avg | TD | Long |
|--------------|-----|-----|------|----|------|
| DAVIS, André | 18 | 396 | 22.0 | 3 | 87 |
| WHITAKER, R. | 17 | 245 | 14.4 | 0 | 61 |
| WARD, Wayne | 2 | 30 | 15.0 | 0 | 6 |
| GREEN, Eric | 1 | 13 | 13.0 | 0 | 0 |
| SUGGS, Lee | 1 | 18 | 18.0 | 0 | 4 |
| BIRD, Cory | 0 | 9 | 0.0 | 1 | 9 |
| Total | 39 | 711 | 18.2 | 4 | 87 |
| Opponents | 17 | 93 | 5.5 | 0 | 23 |

| INTERCEPTIONS | No. | Yds | Avg | TD | Long |
|----------------|-----|-----|------|----|------|
| PILE, Willie | 6 | 22 | 3.7 | 1 | 11 |
| WHITAKER, R. | 5 | 76 | 15.2 | 0 | 32 |
| GREEN, Eric | 4 | 51 | 12.8 | 0 | 41 |
| BIRD, Cory | 2 | 11 | 5.5 | 0 | 8 |
| TAYLOR, Ben | 2 | 42 | 21.0 | 0 | 42 |
| WILDS, Garnell | 1 | 5 | 5.0 | 0 | 5 |
| BEASLEY, Chad | 1 | 15 | 15.0 | 0 | 15 |
| PUGH, David | 1 | 2 | 2.0 | 0 | 2 |
| SUMMERS, P. | 1 | 3 | 3.0 | 0 | 3 |
| Total | 23 | 227 | 9.9 | 1 | 42 |
| Opponents | 7 | 124 | 17.7 | 2 | 65 |

| KICK RETURNS | No. | Yds | Avg | TD | Long |
|-----------------|-----|-----|------|----|------|
| KENDRICK, André | 22 | 447 | 20.3 | 0 | 40 |
| SUGGS, Lee | 3 | 45 | 15.0 | 0 | 26 |
| HAWKINS, Cullen | 2 | 31 | 15.5 | 0 | 19 |
| WARD, Wayne | 2 | 37 | 18.5 | 0 | 29 |
| WILLIS, Keith | 1 | 8 | 8.0 | 0 | 8 |
| Total | 30 | 568 | 18.9 | 0 | 40 |
| Opponents | 49 | 812 | 16.6 | 0 | 30 |

| FUMBLE RETURNS | No. | Yds | Avg | TD | Long |
|----------------|-----|-----|------|----|------|
| COBB, Lamar | 1 | 20 | 20.0 | 0 | 20 |
| HOUSERIGHT, J. | 1 | 11 | 11.0 | 0 | 11 |
| ADIBI, N. | 1 | 36 | 36.0 | 1 | 36 |
| BIRD, Cory | 1 | 0 | 0.0 | 0 | 0 |
| Total | 4 | 67 | 16.8 | 1 | 36 |
| Opponents | 3 | 103 | 34.3 | 3 | 51 |

| SCORING | TD | FGs | Kick | PATs | | | | DXP | Saf | Points |
|-----------------|----|-----|-------|------|-----|------|---|-----|-----|--------|
| | | | | Rush | Rcv | Pass | | | | |
| SUGGS, Lee | 28 | 0-0 | 0-0 | 0-0 | 0 | 0-0 | 0 | 0 | 168 | |
| WARLEY, Carter | 0 | 7-9 | 56-57 | 0-0 | 0 | 0-0 | 0 | 0 | 77 | |
| VICK, Michael | 8 | 0-0 | 0-0 | 0-0 | 0 | 0-2 | 0 | 0 | 48 | |
| DAVIS, André | 6 | 0-0 | 0-0 | 0-0 | 0 | 0-0 | 0 | 0 | 36 | |
| FERGUSON, J. | 6 | 0-0 | 0-0 | 0-0 | 0 | 0-0 | 0 | 0 | 36 | |
| KENDRICK, André | 3 | 0-0 | 0-0 | 0-0 | 0 | 0-0 | 0 | 0 | 18 | |
| JOHNSON, Emmett | 3 | 0-0 | 0-0 | 0-0 | 0 | 0-0 | 0 | 0 | 18 | |
| BURNELL, Keith | 1 | 0-0 | 0-0 | 0-0 | 0 | 0-0 | 0 | 0 | 6 | |
| ADIBI, N. | 1 | 0-0 | 0-0 | 0-0 | 0 | 0-0 | 0 | 0 | 6 | |
| SLOWIKOWSKI, B. | 1 | 0-0 | 0-0 | 0-0 | 0 | 0-0 | 0 | 0 | 6 | |
| WYNN, Browning | 1 | 0-0 | 0-0 | 0-0 | 0 | 0-0 | 0 | 0 | 6 | |
| PILE, Willie | 1 | 0-0 | 0-0 | 0-0 | 0 | 0-0 | 0 | 0 | 6 | |
| HAWKINS, Cullen | 1 | 0-0 | 0-0 | 0-0 | 0 | 0-0 | 0 | 0 | 6 | |
| BIRD, Cory | 1 | 0-0 | 0-0 | 0-0 | 0 | 0-0 | 0 | 0 | 6 | |
| Team | 0 | 0-0 | 0-2 | 0-0 | 0 | 0-0 | 0 | 0 | 0 | |
| HOUSERIGHT, J. | 0 | 0-0 | 0-0 | 0-0 | 0 | 0-0 | 0 | 0 | 0 | |
| Total | 61 | 7-9 | 56-59 | 0-0 | 0 | 0-2 | 0 | 0 | 443 | |
| Opponents | 36 | 1-7 | 30-36 | 0-0 | 0 | 0-0 | 0 | 0 | 249 | |

| FIELD GOALS | FGM-A | Pct | 01-19 | 20-29 | 30-39 | 40-49 | 50-99 | Lg | Blk |
|----------------|-------|------|-------|-------|-------|-------|-------|----|-----|
| WARLEY, Carter | 7-9 | 77.8 | 0-0 | 1-1 | 4-5 | 2-3 | 0-0 | 47 | 0 |

| PUNTING | No. | Yds | Avg | Long | TB | FC | I-20 | Blkd |
|-----------------|-----|------|------|------|----|----|------|------|
| PEASLEE, Robert | 44 | 1555 | 35.3 | 51 | 3 | 6 | 14 | 1 |
| TAYLOR, Ben | 3 | 101 | 33.7 | 42 | 0 | 0 | 1 | 0 |
| Team | 1 | 0 | 0.0 | 0 | 0 | 0 | 0 | 0 |
| Total | 48 | 1656 | 34.5 | 51 | 3 | 6 | 15 | 1 |
| Opponents | 72 | 2702 | 37.5 | 61 | 3 | 3 | 7 | 4 |

| FG SEQUENCE | Virginia Tech | Opponents |
|-----------------|-------------------|-----------|
| Akron | (32) | 48,(22) |
| East Carolina | (46) | 27 |
| Rutgers | - | 47 |
| Boston College | - | - |
| Temple | - | - |
| West Virginia | - | - |
| Syracuse | (47) | 51,48 |
| Pittsburgh | (35),(38),46,(27) | - |
| Miami | - | - |
| Central Florida | (33),35 | - |
| Virginia | - | 47 |

Numbers in (parentheses) indicate field goal was made.


| TOTAL OFFENSE | G | Plays | Rush | Pass | Total | Avg/G |
|-----------------|----|-------|------|------|-------|-------|
| VICK, Michael | 10 | 265 | 617 | 1234 | 1851 | 185.1 |
| SUGGS, Lee | 11 | 222 | 1207 | 0 | 1207 | 109.7 |
| KENDRICK, André | 11 | 109 | 547 | 0 | 547 | 49.7 |
| MEYER, Dave | 8 | 68 | 63 | 432 | 495 | 61.9 |
| FERGUSON, J. | 11 | 40 | 210 | 0 | 210 | 19.1 |
| BURNELL, Keith | 9 | 17 | 111 | 0 | 111 | 12.3 |
| WARD, Wayne | 11 | 25 | 82 | 0 | 82 | 7.5 |
| NOEL, Grant | 3 | 11 | 5 | 49 | 54 | 18.0 |
| DAVIS, André | 9 | 3 | 51 | 0 | 51 | 5.7 |
| EASLICK, Doug | 6 | 8 | 32 | 0 | 32 | 5.3 |
| HAWKINS, Cullen | 11 | 12 | 29 | 0 | 29 | 2.6 |
| JOHNSON, Emmett | 11 | 4 | 29 | 0 | 29 | 2.6 |
| BRIGGS, Wayne | 10 | 4 | 11 | 0 | 11 | 1.1 |
| Team | 10 | 8 | -19 | 0 | -19 | -1.9 |
| Total | 11 | 796 | 2975 | 1715 | 4690 | 426.4 |
| Opponents | 11 | 728 | 1092 | 2468 | 3560 | 323.6 |

| ALL PURPOSE | G | Rush | Rec | PR | KOR | IR | FR | Tot | Avg/G |
|-----------------|----|------|------|-----|-----|-----|-----|------|-------|
| SUGGS, Lee | 11 | 1207 | 44 | 18 | 45 | 0 | 0 | 1314 | 119.5 |
| KENDRICK, André | 11 | 547 | 24 | 0 | 447 | 0 | 0 | 1018 | 92.5 |
| DAVIS, André | 9 | 51 | 318 | 396 | 0 | 0 | 0 | 765 | 85.0 |
| VICK, Michael | 10 | 617 | 0 | 0 | 0 | 0 | 0 | 617 | 61.7 |
| JOHNSON, Emmett | 11 | 29 | 574 | 0 | 0 | 0 | 0 | 603 | 54.8 |
| WHITAKER, R. | 11 | 0 | 0 | 245 | 0 | 76 | 0 | 321 | 29.2 |
| FERGUSON, J. | 11 | 210 | 40 | 0 | 0 | 0 | 0 | 250 | 22.7 |
| WARD, Wayne | 11 | 82 | 54 | 30 | 37 | 0 | 0 | 203 | 18.5 |
| WYNN, Browning | 11 | 0 | 167 | 0 | 0 | 0 | 0 | 167 | 15.2 |
| HAWKINS, Cullen | 11 | 29 | 97 | 0 | 31 | 0 | 0 | 157 | 14.3 |
| WILFORD, E. | 11 | 0 | 141 | 0 | 0 | 0 | 0 | 141 | 12.8 |
| BURNELL, Keith | 9 | 111 | 0 | 0 | 0 | 0 | 0 | 111 | 12.3 |
| SLOWIKOWSKI, B. | 11 | 0 | 101 | 0 | 0 | 0 | 0 | 101 | 9.2 |
| WITTEN, Shawn | 11 | 0 | 88 | 0 | 0 | 0 | 0 | 88 | 8.0 |
| GREEN, Eric | 11 | 0 | 0 | 13 | 0 | 51 | 0 | 64 | 5.8 |
| MEYER, Dave | 8 | 63 | 0 | 0 | 0 | 0 | 0 | 63 | 7.9 |
| TAYLOR, Ben | 11 | 0 | 0 | 0 | 0 | 42 | 0 | 42 | 3.8 |
| ADIBI, N. | 11 | 0 | 0 | 0 | 0 | 0 | 36 | 36 | 3.3 |
| EASLICK, Doug | 6 | 32 | 0 | 0 | 0 | 0 | 0 | 32 | 5.3 |
| WILLIS, Keith | 10 | 0 | 21 | 0 | 8 | 0 | 0 | 29 | 2.9 |
| BRIGGS, Wayne | 10 | 11 | 17 | 0 | 0 | 0 | 0 | 28 | 2.8 |
| PILE, Willie | 11 | 0 | 0 | 0 | 0 | 22 | 0 | 22 | 2.0 |
| MOODY, Ron | 7 | 0 | 21 | 0 | 0 | 0 | 0 | 21 | 3.0 |
| COBB, Lamar | 11 | 0 | 0 | 0 | 0 | 0 | 20 | 20 | 1.8 |
| BIRD, Cory | 11 | 0 | 0 | 9 | 0 | 11 | 0 | 20 | 1.8 |
| BEASLEY, Chad | 11 | 0 | 0 | 0 | 0 | 15 | 0 | 15 | 1.4 |
| HOUSERIGHT, J. | 11 | 0 | 0 | 0 | 0 | 0 | 11 | 11 | 1.0 |
| DONAHUE, Mike | 11 | 0 | 8 | 0 | 0 | 0 | 0 | 8 | 0.7 |
| WILDS, Garnell | 5 | 0 | 0 | 0 | 0 | 5 | 0 | 5 | 0.8 |
| NOEL, Grant | 3 | 5 | 0 | 0 | 0 | 0 | 0 | 5 | 1.7 |
| SUMMERS, P. | 11 | 0 | 0 | 0 | 0 | 3 | 0 | 3 | 0.3 |
| PUGH, David | 11 | 0 | 0 | 0 | 0 | 2 | 0 | 2 | 0.2 |
| Team | 10 | -19 | 0 | 0 | 0 | 0 | 0 | -19 | -1.9 |
| Total | 11 | 2975 | 1715 | 711 | 568 | 227 | 67 | 6263 | 569.4 |
| Opponents | 11 | 1092 | 2468 | 93 | 812 | 124 | 103 | 4692 | 426.5 |



DE Lamar Cobb tied for the team lead in QB hurries with 10.

2000 Season Superlatives



Tech Individual Game Highs

| | | |
|---------------------|------|---|
| Rushes | 30 | SUGGS, Lee at Central Florida (Nov 11, 2000) |
| Yards Rushing | 210 | VICK, Michael at Boston College (Sep 30, 2000) |
| TD Rushes | 5 | SUGGS, Lee at Central Florida (Nov 11, 2000) |
| Long Rush | 82 | VICK, Michael at Boston College (Sep 30, 2000) |
| Pass attempts | 28 | VICK, Michael vs Temple (Oct 07, 2000) |
| Pass completions | 16 | VICK, Michael vs Virginia (Nov 25, 2000) |
| Yards Passing | 233 | VICK, Michael vs West Virginia (Oct 12, 2000) |
| TD Passes | 2 | VICK, Michael vs Akron (Sep 02, 2000) |
| | | VICK, Michael vs West Virginia (Oct 12, 2000) |
| Long Pass | 72 | VICK, Michael vs West Virginia (Oct 12, 2000) |
| Receptions | 7 | JOHNSON, Emmett vs Pittsburgh (Oct 28, 2000) |
| Yards Receiving | 127 | DAVIS, André vs West Virginia (Oct 12, 2000) |
| TD Receptions | 1 | JOHNSON, Emmett vs Akron (Sep 02, 2000) |
| | | DAVIS, André vs Akron (Sep 02, 2000) |
| | | WYNN, Browning at East Carolina (Sep 07, 2000) |
| | | JOHNSON, Emmett vs Rutgers (Sep 16, 2000) |
| | | HAWKINS, Cullen vs Temple (Oct 07, 2000) |
| | | DAVIS, André vs West Virginia (Oct 12, 2000) |
| | | SLOWIKOWSKI, B. vs West Virginia (Oct 12, 2000) |
| | | JOHNSON, Emmett at Miami (Nov 04, 2000) |
| | | SUGGS, Lee vs Virginia (Nov 25, 2000) |
| Long Reception | 72 | SLOWIKOWSKI, B. vs West Virginia (Oct 12, 2000) |
| Field Goals | 3 | WARLEY, Carter vs Pittsburgh (Oct 28, 2000) |
| Long Field Goal | 47 | WARLEY, Carter at Syracuse (Oct 21, 2000) |
| Punts | 8 | PEASLEE, Robert at Miami (Nov 04, 2000) |
| Punting Avg | 45.7 | PEASLEE, Robert vs Rutgers (Sep 16, 2000) |
| Long Punt | 51 | PEASLEE, Robert at Syracuse (Oct 21, 2000) |
| | | PEASLEE, Robert vs Virginia (Nov 25, 2000) |
| Long Punt Return | 87 | DAVIS, André at East Carolina (Sep 07, 2000) |
| Long Kickoff Return | 40 | KENDRICK, André at Central Florida (Nov 11, 2000) |
| Tackles | 18 | TAYLOR, Ben at East Carolina (Sep 07, 2000) |
| Sacks | 2 | PUGH, David vs Temple (Oct 07, 2000) |
| | | DAVIS, Jim vs Temple (Oct 07, 2000) |
| | | PUGH, David vs Pittsburgh (Oct 28, 2000) |
| | | BIRD, Cory at Central Florida (Nov 11, 2000) |
| | | ADIBI, N. at Central Florida (Nov 11, 2000) |
| Interceptions | 3 | PILE, Willie at Syracuse (Oct 21, 2000) |

Tech Team Game Highs

| | | |
|------------------|------|-----------------------------------|
| Rushes | 61 | vs Pittsburgh (Oct 28, 2000) |
| | | at Central Florida (Nov 11, 2000) |
| Yards Rushing | 420 | at Boston College (Sep 30, 2000) |
| Yards Per Rush | 7.4 | at Boston College (Sep 30, 2000) |
| TD Rushes | 6 | vs Rutgers (Sep 16, 2000) |
| | | at Boston College (Sep 30, 2000) |
| Pass attempts | 30 | at Miami (Nov 04, 2000) |
| Pass completions | 16 | vs Virginia (Nov 25, 2000) |
| Yards Passing | 234 | at Miami (Nov 04, 2000) |
| Yards Per Pass | 13.4 | vs Akron (Sep 02, 2000) |
| TD Passes | 2 | vs Akron (Sep 02, 2000) |
| | | vs West Virginia (Oct 12, 2000) |
| Total Plays | 89 | vs Pittsburgh (Oct 28, 2000) |
| Total Offense | 549 | vs Akron (Sep 02, 2000) |
| Yards Per Play | 8.6 | vs Akron (Sep 02, 2000) |
| Points | 52 | vs Akron (Sep 02, 2000) |
| Sacks By | 6 | vs Temple (Oct 07, 2000) |
| | | at Central Florida (Nov 11, 2000) |
| First Downs | 30 | vs Pittsburgh (Oct 28, 2000) |
| Penalties | 13 | at Boston College (Sep 30, 2000) |
| Penalty Yards | 90 | at Boston College (Sep 30, 2000) |
| Turnovers | 4 | vs Akron (Sep 02, 2000) |
| Interceptions By | 4 | vs Rutgers (Sep 16, 2000) |
| | | at Syracuse (Oct 21, 2000) |
| | | at Central Florida (Nov 11, 2000) |

Opponent Individual Game Highs

| | | |
|---------------------|------|--|
| Rushes | 28 | JACKSON, James, at Miami (Nov 04, 2000) |
| Yards Rushing | 145 | JACKSON, James, at Miami (Nov 04, 2000) |
| TD Rushes | 2 | GREEN, William, at Boston College (Sep 30, 2000) |
| | | FOREMAN, Tyree, vs Virginia (Nov 25, 2000) |
| Long Rush | 53 | WOMACK, A., vs Virginia (Nov 25, 2000) |
| Pass attempts | 41 | SCHNEIDER, Ryan, at Central Florida (Nov 11, 2000) |
| Pass completions | 25 | SCHNEIDER, Ryan, at Central Florida (Nov 11, 2000) |
| Yards Passing | 346 | SCHNEIDER, Ryan, at Central Florida (Nov 11, 2000) |
| TD Passes | 4 | TURMAN, John, vs Pittsburgh (Oct 28, 2000) |
| Long Pass | 80 | DORSEY, Ken, at Miami (Nov 04, 2000) |
| Receptions | 10 | HINSHAW, Tyson, at Central Florida (Nov 11, 2000) |
| Yards Receiving | 155 | JACKSON, M., at Syracuse (Oct 21, 2000) |
| TD Receptions | 3 | BRYANT, Antonio, vs Pittsburgh (Oct 28, 2000) |
| Long Reception | 80 | MOSS, Santana, at Miami (Nov 04, 2000) |
| Field Goals | 1 | DERR, Zac, vs Akron (Sep 02, 2000) |
| Long Field Goal | 22 | DERR, Zac, vs Akron (Sep 02, 2000) |
| Punts | 9 | RADU, George, vs Temple (Oct 07, 2000) |
| | | ABRAMS, Mike, vs Virginia (Nov 25, 2000) |
| Punting Avg | 49.5 | SHAFER, Mike, at Syracuse (Oct 21, 2000) |
| Long Punt | 61 | CAPSHAW, Freddie, at Miami (Nov 04, 2000) |
| Long Punt Return | 23 | BROWN, Antonio, vs West Virginia (Oct 12, 2000) |
| Long Kickoff Return | 30 | DANIELS, DuJuan, at Boston College (Sep 30, 2000) |
| Tackles | 17 | ISABELLE, Y., vs Virginia (Nov 25, 2000) |
| Sacks | 5 | FREENEY, Dwight, at Syracuse (Oct 21, 2000) |
| Interceptions | 2 | REED, Edward, at Miami (Nov 04, 2000) |

Opponent Team Game Highs

| | | |
|------------------|------|-----------------------------------|
| Rushes | 44 | vs Akron (Sep 02, 2000) |
| Yards Rushing | 213 | at Boston College (Sep 30, 2000) |
| Yards Per Rush | 5.3 | at Boston College (Sep 30, 2000) |
| TD Rushes | 3 | at Boston College (Sep 30, 2000) |
| | | vs Virginia (Nov 25, 2000) |
| Pass attempts | 49 | vs Rutgers (Sep 16, 2000) |
| Pass completions | 28 | at Central Florida (Nov 11, 2000) |
| Yards Passing | 362 | at Central Florida (Nov 11, 2000) |
| Yards Per Pass | 12.3 | at Miami (Nov 04, 2000) |
| TD Passes | 4 | vs Pittsburgh (Oct 28, 2000) |
| Total Plays | 86 | at East Carolina (Sep 07, 2000) |
| Total Offense | 466 | at Miami (Nov 04, 2000) |
| Yards Per Play | 7.5 | at Miami (Nov 04, 2000) |
| Points | 41 | at Miami (Nov 04, 2000) |
| Sacks By | 8 | at Syracuse (Oct 21, 2000) |
| First Downs | 24 | at Central Florida (Nov 11, 2000) |
| Penalties | 12 | at Syracuse (Oct 21, 2000) |
| Penalty Yards | 85 | at Central Florida (Nov 11, 2000) |
| Turnovers | 6 | at Central Florida (Nov 11, 2000) |
| Interceptions By | 2 | vs Temple (Oct 07, 2000) |
| | | at Miami (Nov 04, 2000) |

2000 Game-By-Game

GAME 1: Virginia Tech 52, Akron 23

Vick Sparks Tech to Win Over Akron

BLACKSBURG, Va. — Quarterback Michael Vick ran for two touchdowns and passed for two more as Virginia Tech finally got its 2000 season underway with a 52-23 win over the University of Akron at Lane Stadium/Worsham Field. Just six days earlier, the Hokies' scheduled season opener against Georgia Tech had been canceled due to lightning and heavy rain.

Akron kept the contest close during much of the first half until a 59-yard touchdown pass from Vick to split end Emmett Johnson put Tech up 35-17 with 56 seconds left in the first half. Vick hit flanker André Davis with a 34-yard scoring pass less than five minutes into the third quarter to break the game open. The Hokies piled up 549 yards of offense, including 335 yards on the ground.

Sept. 2, 2000 • Blacksburg, Va.
Lane Stadium/Worsham Field • Att. 56,272

| | | | | | | |
|---------------|---|----|----|---|---|----|
| Akron | 3 | 14 | 0 | 6 | — | 23 |
| Virginia Tech | 7 | 28 | 14 | 3 | — | 52 |

VT (6:22 re 1st) — Vick 16 run (Warley kick)
 UA (1:15 re 1st) — FG Derr 22
 VT (14:48 re 2nd) — Vick 63 run (Warley kick)
 VT (11:21 re 2nd) — Suggs 1 run (Warley kick)
 UA (6:58 re 2nd) — Payne 1 run (Derr kick)
 VT (4:44 re 2nd) — Pile 11 interception return (Warley kick)
 UA (1:40 re 2nd) — Bailey 37 pass from Washington (Derr kick)
 VT (0:56 re 2nd) — Johnson 59 pass from Vick (Warley kick)
 VT (10:32 re 3rd) — Davis 34 pass from Vick (Warley kick)
 VT (3:19 re 3rd) — Suggs 13 run (Warley kick)
 UA (6:14 re 4th) — Amos 16 fumble return (kick failed)
 VT (1:52 re 4th) — FG Warley 32

| Team Stats | UA | VT |
|----------------|---------|--------|
| First downs | 20 | 25 |
| Rushes-yds. | 44-162 | 48-335 |
| Passing yds. | 248 | 214 |
| Return yds. | 16 | 72 |
| Passes | 14-30-1 | 9-16-1 |
| Punts-avg. | 6-43 | 2-35 |
| Fumbles-lost | 1-1 | 3-3 |
| Penalties-yds. | 4-20 | 5-44 |
| Time of poss. | 32:56 | 27:04 |
| Sacks by | 1-7 | 2-13 |

Individual Leaders

Rushing — UA, Gray 12-80, T. McCray 4-42, Payne 17-38, Ruhlman 2-5, R. McCray 1-5, Basch 1-3, Zuercher 4-0, Washington 3-(-11); VT, Vick 8-102, Suggs 14-90, Kendrick 9-51, Ward 5-25, Johnson 1-19, Easlick 3-19, Burnell 3-13, Ferguson 2-12, Hawkins 1-4, Briggs 1-3, Team 1-(-3).
Passing — UA, Washington 14-30-1-248; VT, Vick 7-11-1-186, Noel 2-5-0-28.
Receiving — UA, Bailey 5-97, Payne 3-36, Ritley 2-54, Schifino 2-38, T. McCray 1-14, Wilson 1-9; VT, Johnson 2-77, Wynn 2-58, Davis 2-41, Witten 2-17, Willis 1-21.

A Closer Look


← Virginia Tech and Akron combined for 959 yards of total offense in the Hokies' 52-23 victory at Lane Stadium. The combined yardage total was the most in a Tech season-opening football game since Tech and James Madison combined for 963 total yards during the opening game of the 1992 season.

← Tech piled up 549 yards of offense against Akron, including 335 yards on the ground. It was Tech's highest offensive total in a season opener since compiling 581 yards versus JMU in '92. The last time the Hokies had more than 335 yards rushing in a season opener also came against JMU in '92 when they ran for 337 yards. Tech's rushing total against Akron was the most in any game for the Hokies since gaining 337 yards on the ground against Temple in 1998.

← Akron's 410 yards of total offense were the most in a game against Tech since Pittsburgh posted 415 yards last season. The Zips' total was the highest against Tech in a season opener during Coach Frank Beamer's 14-year tenure. The last Tech foe to gain more yards in an opener was Cincinnati, which had 508 yards versus the Hokies in the opening game of the 1986 season.

← Redshirt sophomore free safety **Willie Pile** (Alexandria, Va.) posted his first collegiate interception in the Akron game, returning it 11 yards for a touchdown. The last Tech player to return an interception for a TD in a season opener was Rick Tolley who had a 52-yard scoring return against N.C. State in 1959.

← When **Cory Bird** (Mays Landing, N.J.) blocked a field goal against Akron it marked the eighth time in Frank Beamer's 14 seasons that Tech had blocked a kick in its opener.



Emmett Johnson started the season with this 59-yard touchdown reception and finished as Tech's leading receiver with 34 catches.

GAME 2: Virginia Tech 45, East Carolina 28

Hokies 'Special' in Big Victory at ECU

GREENVILLE, N.C. — Virginia Tech got 21 points from its special teams and timely plays from its defense on the way to a surprising, 45-28, road win over East Carolina in front of a sellout crowd and a national Thursday night ESPN audience.

Tech stunned the Pirates with 31 unanswered points in the first half, scoring two of its touchdowns on a blocked punt and a punt return. The Tech defense set up a first-half touchdown with one of its three interceptions and held ECU to just 132 yards in the opening half. The Pirates ended up with 418 yards of offense, but trailed 45-14 before scoring two touchdowns in the final 3:39 of the game.

Tech ran just 52 offensive plays in the game to 86 for ECU. The Hokies' offensive time of possession was only 23:11. All four of Tech's touchdown drives took 90 seconds or less.

A Closer Look

☛ Virginia Tech's special teams contributed 21 points to the Hokies' 45-28 victory at East Carolina, posting two touchdowns, a field goal and six extra points. The touchdowns came when **Cory Bird** (Mays Landing, N.J.) returned a blocked punt nine yards for a score and **André Davis** (Niskayuna, N.Y.) returned a punt 87 yards for a TD. Tech's 21 special team points were the most in a game by the special teams during Coach Frank Beamer's 152 games at the helm. The previous high by the special teams under Beamer was 20 points against Syracuse last season.

☛ **André Davis'** 87-yard punt return for a touchdown against ECU was the second-longest punt return on record for a Tech player. The school record is held by Frank Loria who posted a 95-yard return for a touchdown against Miami in 1967.

☛ Tech blocked two kicks against East Carolina giving it three on the season. The Hokies blocked just two kicks during the entire 1999 season. Tech has blocked two kicks in a game 14 times during Coach Frank Beamer's tenure as head coach.

☛ Tailback **Lee Suggs** (Roanoke, Va.) posted the first 100-yard rushing game of his collegiate career against the Pirates. Suggs ran for 122 yards on 11 carries during the victory. He scored on a 56-yard run and set up another TD with a 37-yard gain.

☛ Tech got touchdowns from six different players in the ECU game, including tight end **Browning Wynn** (Jonesville, Va.), who registered his first collegiate TD on a 23-yard pass. It was the first touchdown for a Tech tight end since the 1997 season when Sean Sullivan grabbed a TD pass against West Virginia.

Defensive end Jim Davis puts the pressure on ECU quarterback David Garrard.

Sept. 7, 2000 • Greenville, N.C.
Dowdy-Ficklen Stadium • Att. 45,123

| | | | | | | |
|---------------|----|----|----|----|---|----|
| Virginia Tech | 17 | 14 | 7 | 7 | — | 45 |
| East Carolina | 0 | 0 | 14 | 14 | — | 28 |

VT (7:41 re 1st) — FG Warley 46
 VT (6:36 re 1st) — Bird 9 blocked punt return (Warley kick)
 VT (2:18 re 1st) — Kendrick 14 run (Warley kick)
 VT (12:09 re 2nd) — Ferguson 7 run (Warley kick)
 VT (9:15 re 2nd) — Davis 87 punt return (Warley kick)
 ECU (8:20 re 3rd) — Floyd 4 pass from Garrard (Miller kick)
 ECU (4:08 re 3rd) — Stokes 37 pass from Garrard (Miller kick)
 VT (3:11 re 3rd) — Suggs 56 run (Warley kick)
 VT (14:55 re 4th) — Wynn 23 pass from Vick (Warley kick)
 ECU (3:39 re 4th) — Henry 1 run (Miller kick)
 ECU (0:54 re 4th) — Hatcher 51 fumble return (Miller kick)

| Team Stats | VT | ECU |
|----------------|--------|---------|
| First downs | 14 | 20 |
| Rushes-yds. | 36-205 | 39-87 |
| Passing yds. | 106 | 331 |
| Return yds. | 144 | 55 |
| Passes | 9-16-0 | 23-47-3 |
| Punts-avg. | 7-30 | 6-31 |
| Fumbles-lost | 2-1 | 4-0 |
| Penalties-yds. | 7-53 | 6-60 |
| Time of poss. | 23:11 | 36:49 |
| Sacks by | 4-27 | 2-12 |

Individual Leaders
Rushing — VT, Suggs 11-122, Kendrick 6-34, Ferguson 3-18, Vick 6-13, Burnell 2-12, Ward 4-5, Briggs 1-5, Easlick 1-(-1), Team 2-(-3); ECU, Alston 3-9, Gilliam 1-6, Team 2-(-7).
Passing — VT, Vick 9-15-0-106, Meyer 0-1-0-0; ECU, Garrard 22-38-2-296, Alston 1-9-1-35.
Receiving — VT, Davis 4-41, Johnson 2-20, Wynn 1-23, Wilford 1-11, Witten 1-11; ECU, Stokes 5-124, Morris 5-48, Burns 3-47, Yates 2-27, White 2-26, Harris 2-13, Henry 1-35, Powell 1-6, Floyd 1-4, Wilson 1-1.



GAME 3: Virginia Tech 49, Rutgers 0

Tech Blanks Rutgers in BIG EAST Opener

BLACKSBURG, Va. — Tailback Lee Suggs rushed for four touchdowns as Virginia Tech posted a 49-0 shutout against Rutgers before a sell-out crowd at Lane Stadium/Worsham Field.

Tech scored touchdowns on five of its first six possessions to grab a 35-0 halftime lead. Suggs provided three of those first-half TDs, while quarterback Michael Vick accounted for the other two. The Hokies piled up a total of 527 yards of offense for the game, including 348 yards on the ground.

Suggs finished the day with 76 yards rushing on 16 carries. Vick paced the rushing attack with 104 yards on 11 carries. He scored on an 8-yard run and also passed for a 17-yard TD to Emmett Johnson.

Tech got good play from its defense and special teams. The Hokies intercepted four passes and held the Scarlet Knight's to 241 total yards. Tech also set up a touchdown with a blocked punt.

A Closer Look

← Virginia Tech's 49-0 win over Rutgers marked the first shutout for Tech in a BIG EAST Conference opener and ran the Hokies' record in league openers to 9-1. The game was just the second BIG EAST opener for Tech at home and marked the team's first win in a BIG EAST opener at Lane Stadium/Worsham Field.

← The Hokies piled up 348 yards rushing against the Scarlet Knights, the most rushing yardage for a Tech team since posting 349 yards on the ground against Temple in 1996.

← Tech's 29 first downs during the game equalled the fifth-highest total in school history. It was the most first downs for the Hokies since posting 29 against Temple in 1998. Tech converted on 12 of 15 third-down situations against Rutgers.

← Tailback **Lee Suggs** (Roanoke, Va.) scored four touchdowns in the game, the most for a Tech player in a game since Tommy Edwards scored four at Pittsburgh during the 1993 season.

← The Hokies' four interceptions against Rutgers were the most in a game for Tech since picking off six passes against Rutgers in 1998.

← True freshman cornerback **Eric Green** (Clewiston, Fla.) contributed the Hokies' fourth blocked



The Hokies' gang-tackling defense piles up on a Rutgers running back. Tech also had four interceptions in the game.

kick of the season when he blocked a Scarlet Knight punt in the second quarter. The block set up a Tech touchdown. Green set up another touchdown when he tackled Rutgers' punter Mike Barr for a 22-yard loss following a bad snap.

← Tailback **Keith Burnell** (Chesapeake, Va.) scored his first collegiate touchdown during the win. Burnell rushed for a career-best 70 yards on six carries.

Sept. 16, 2000 • Blacksburg, Va.
Lane Stadium/Worsham Field • Att. 56,272

| | | | | | | |
|---------------|----|----|---|---|---|----|
| Rutgers | 0 | 0 | 0 | 0 | — | 0 |
| Virginia Tech | 21 | 14 | 7 | 7 | — | 49 |

VT (9:30 re 1st) — Suggs 7 run (Warley kick)
 VT (7:39 re 1st) — Johnson 17 pass from Vick (Warley kick)
 VT (2:00 re 1st) — Suggs 3 run (Warley kick)
 VT (10:29 re 2nd) — Vick 8 run (Warley kick)
 VT (8:56 re 2nd) — Suggs 1 run (Warley kick)
 VT (10:14 re 3rd) — Suggs 3 run (Warley kick)
 VT (10:42 re 4th) — Burnell 1 run (Warley kick)

| Team Stats | RU | VT |
|----------------|---------|---------|
| First downs | 15 | 29 |
| Rushes-yds. | 24-57 | 58-348 |
| Passing yds. | 184 | 179 |
| Return yds. | 8 | 70 |
| Passes | 17-49-4 | 15-28-0 |
| Punts-avg. | 7-31 | 3-46 |
| Fumbles-lost | 0-0 | 5-3 |
| Penalties-yds. | 5-50 | 7-62 |
| Time of poss. | 26:38 | 33:22 |
| Sacks by | 3-11 | 1-4 |

Individual Leaders

Rushing — RU, Thomas 11-53, Ohene 4-15, Schwenk 3-8, Anderson 5-3, Team 1-(-22); VT, Vick 11-104, Suggs 16-76, Burnell 6-70, Kendrick 9-31, Ward 8-26, Davis 1-15, Hawkins 2-11, Eastlick 2-9, Noel 1-5, Ferguson 2-1.

Passing — RU, McMahon 12-36-3-149, Schwenk 4-12-1-21, Barr 1-1-0-14; VT, Vick 10-18-0-120, Meyer 3-5-0-38, Noel 2-5-0-21.

Receiving — RU, King 5-67, Martin 2-39, Smith 2-25, Johnson 2-7, Stringer 1-18, White 1-14, Ohene 1-5, Lovelace 1-5, Carty 1-3, Anderson 1-1; VT, Johnson 3-46, Wilford 3-35, Davis 3-34, Ward 2-28, Briggs 1-17, Donahue 1-8, Witten 1-6, Ferguson 1-5.

GAME 4: Virginia Tech 48, Boston College 34

Hokies Rush to BIG EAST Victory at BC

CHESTNUT HILL, Mass. — Virginia Tech used its ground game to secure a 48-34 BIG EAST road win before a sellout crowd at Boston College.

Tech piled up 420 yards rushing and scored six touchdowns on the ground during the victory. Quarterback Michael Vick and tailback Lee Suggs combined for 355 yards rushing and five touchdowns to pace the attack. An 11-yard TD run by Vick late in the second quarter put the Hokies up 35-20 at halftime, and a 10-yard scoring run by Suggs in the third quarter helped put the game out of reach.

Boston College put up the most points against Tech in a regular season game since 1998 but still couldn't catch the Hokies. The Eagles finished with 287 total yards, well below their average of 472.7.



QB Michael Vick puts a move on a BC defender. Vick rushed for three touchdowns in the game.

Sept. 28, 2000 • Chestnut Hill, Mass. Alumni Stadium • Att. 44,500

| | | | | | | |
|----------------|----|----|---|----|---|----|
| Virginia Tech | 14 | 21 | 7 | 6 | — | 48 |
| Boston College | 7 | 13 | 0 | 14 | — | 34 |

VT (9:32 re 1st) — Ferguson 1 run (Warley kick)
 VT (7:41 re 1st) — Davis 71 punt return (Warley kick)
 BC (5:11 re 1st) — Washington 15 run (Sutphin kick)
 BC (13:32 re 2nd) — Burke 6 pass from Hasselbeck (Sutphin kick)
 VT (9:28 re 2nd) — Suggs 24 run (Warley kick)
 VT (6:09 re 2nd) — Vick 26 run (Warley kick)
 BC (4:24 re 2nd) — Green 1 run (kick failed)
 VT (1:17 re 2nd) — Vick 11 run (Warley kick)
 VT (7:06 re 3rd) — Suggs 10 run (Warley kick)
 BC (12:56 re 4th) — Burke 17 pass from Hasselbeck (Sutphin kick)
 VT (11:04 re 4th) — Vick 82 run (kick failed)
 BC (7:21 re 4th) — Green 12 run (Sutphin kick)

| Team Stats | VT | BC |
|----------------|--------|---------|
| First downs | 23 | 20 |
| Rushes-yds. | 57-420 | 40-213 |
| Passing yds. | 61 | 74 |
| Return yds. | 94 | 6 |
| Passes | 5-17-1 | 11-24-1 |
| Punts-avg. | 3-35 | 7-36 |
| Fumbles-lost | 3-2 | 0-0 |
| Penalties-yds. | 13-90 | 8-50 |
| Time of poss. | 34:30 | 25:30 |
| Sacks by | 0-0 | 0-0 |

Individual Leaders

Rushing — VT, Vick 16-210, Suggs 22-145, Kendrick 10-49, Ferguson 6-18, Davis 1-6, Hawkins 1-0, Team 1-(-8); BC, Green 25-117, Washington 10-63, Hasselbeck 5-33.
Passing — VT, Vick 5-17-1-61; BC, Hasselbeck 10-23-1-78; St. Pierre 1-1-0-(-4).
Receiving — VT, Johnson 4-42, Slowikowski 1-19; BC, Burke 3-33, Dewalt 3-15, Guazzo 2-19, Comella 1-9, Daniels 1-2, Utzler 1-(-4).

A Closer Look

← Virginia Tech rushed for 420 yards during its 48-34 win at Boston College. The 420 yards marked the most rushing yardage for Tech since running for 453 yards against Akron in 1995. It was the most rushing yards in a BIG EAST game for the Hokies since 1993 when they piled up a school-record 500 yards on the ground against Pittsburgh.

← **Michael Vick** (Newport News, Va.) rushed

for 210 yards against BC, the most rushing yards ever in a single game by a Virginia Tech quarterback and the third-best rushing total for any Tech player. The previous school mark of 204 yards was set by Bob Schweickert against Richmond in 1963. Vick also set a new record for a BIG EAST quarterback, breaking the old mark of 147 yards set by Syracuse's Kevin Mason against Pittsburgh in 1994.

← **Michael Vick** and tailback **Lee Suggs** (Roanoke, Va.) combined for 355 yards rushing against the Eagles, the most ever by two Tech players in a game. The previous high was 336 yards by Bob Schweickert (204) and fullback Sonny Utz (132) versus Richmond in 1963. Tech had three players — Phil Rogers (120), Roscoe Coles (111) and George Heath (104) — combine for 335 yards in a game at South Carolina in 1974.

← The Hokies allowed 213 yards rushing in the game. It was the most yards rushing by a Tech foe since Nebraska ran for 279 yards against the Hokies in the 1996 Orange Bowl. The 213 yards were the most given up in a win since allowing 231 yards during a 26-9 win versus Virginia in the final regular season game of '96.

← Tech's 13 penalties in the game were the most for the Hokies since posting 13 versus Arkansas State in 1997.

GAME 5: Virginia Tech 35, Temple 13

Defense Shines in Homecoming Win over Owls

BLACKSBURG, Va. — Virginia Tech's defense held Temple to just 116 total yards as the Hokies ran their overall record to 5-0 with a 35-13 BIG EAST victory before a sellout Homecoming crowd.

Tech jumped to a 21-0 lead during the first 16 minutes of the game, then had to fight off the Owls in the second half. Temple scored touchdowns in the final two minutes of the first half and the first two minutes of the second half to narrow the gap to 21-13. But during the final 28 minutes of the game, the Tech defense limited Temple to just 36 yards of offense.

Freshman cornerback Eric Green, who was making his first collegiate start, stopped two Temple drives with interceptions. The Hokies also posted six quarterback sacks and set up their first TD with a blocked punt by Wayne Ward.

Offensively, Tech piled up 376 total yards, including 214 on the ground. Tailback Lee Suggs ran for two TDs, while quarterback Michael Vick ran for one touchdown and passed for another.



David Pugh (71) and Jake Houseright (41) helped the Tech defense hold Temple to 116 yards of total offense when the teams met in Blacksburg.

A Closer Look

← Virginia Tech held Temple to minus-15 yards rushing and just 116 yards of total offense during its 35-13 win. Both figures were records for Tech in BIG EAST games. The Hokies previous mark for fewest rushing yards allowed in a BIG EAST game was minus-12 against Pittsburgh last year. The previous record for fewest total offensive yards given up in a league game was 120 in last year's 62-0 win over Syracuse. The last time Tech held any team to fewer than 116 yards also came during the 1999 season when the Hokies limited UAB to a school-record low of 63 total yards. The last time Tech held an opponent to fewer rushing yards was in 1997 when the Hokies' defense held Arkansas State to minus-28 yards.

← The Temple game marked the first game of the 2000 season in which Tech altered its starting lineup on either offense or defense. The Hokies' first lineup changes of the season came

on defense where true freshman **Eric Green** (Clewiston, Fla.) started in place of cornerback **Larry Austin** (Norfolk, Va.), who was injured against Boston College, and senior **Nick Sorensen** (Vienna, Va.) got his first start at the whip linebacker position. Austin, who underwent surgery for a torn ACL, was lost for the season. **Phillip Summers** (Clewiston, Fla.), who started Tech's first four games at whip, saw playing time at both the whip and rover positions during the Temple game.

← Tech, which posted just seven quarterback sacks in its first four games, came up with six sacks against the Owls. The Hokies got two sacks each from **David Pugh** (Madison Heights, Va.) and **Jim Davis** (Highland Springs, Va.), and one apiece from **Phillip Summers** (Clewiston, Fla.) and **Dan Wilkinson** (W. Palm Beach, Fla.).

Oct. 7, 2000 • Blacksburg, Va.
Lane Stadium/Worsham Field • Att. 56,272

| | | | | | | |
|---------------|----|---|---|---|---|----|
| Temple | 0 | 7 | 6 | 0 | — | 13 |
| Virginia Tech | 14 | 7 | 7 | 7 | — | 35 |

VT (12:24 re 1st) — Suggs 7 run (Warley kick)
 VT (5:14 re 1st) — Suggs 2 run (Warley kick)
 VT (14:53 re 2nd) — Hawkins 41 pass from Vick (Warley kick)
 TU (1:18 re 2nd) — Lacey 65 interception return (Poklemba kick)
 TU (13:17 re 3rd) — Cobb 26 pass from Frost (kick failed)
 VT (7:25 re 3rd) — Vick 5 run (Warley kick)
 VT (14:46 re 4th) — Kendrick 14 run (Warley kick)

| Team Stats | TU | VT |
|----------------|----------|---------|
| First downs | 7 | 25 |
| Rushes-yds. | 28-(-15) | 56-214 |
| Passing yds. | 131 | 162 |
| Return yds. | 90 | 109 |
| Passes | 13-28-3 | 14-29-2 |
| Punts-avg. | 10-35 | 5-29 |
| Fumbles-lost | 0-0 | 5-1 |
| Penalties-yds. | 7-34 | 6-64 |
| Time of poss. | 27:02 | 32:58 |
| Sacks by | 4-27 | 6-43 |

Individual Leaders
Rushing — TU, Sharps 16-19, Trammer 2-5, McKie 2-2, Stubbs 1-1, Scott 3-(-15), Frost 4-(-27); VT, Suggs 17-56, Vick 18-55, Kendrick 12-50, Ferguson 2-24, Johnson 1-16, Burnell 2-6, Easlick 1-3, Ward 2-3, Hawkins 1-1.
Passing — TU, Frost 8-18-3-114, Scott 5-10-0-17; VT, Vick 14-28-2-162, Kendrick 0-1-0-0.
Receiving — TU, Muckerson 5-48, Sharps 3-9, Cobb 2-42, McKie 2-8, Chuku 1-24; VT, Davis 6-54, Hawkins 2-55, Johnson 2-16, Kendrick 2-13, Witten 1-15, Wilford 1-9.

GAME 6: Virginia Tech 48, West Virginia 20

Tech Uses Big Second Half To Down WVU

BLACKSBURG, Va. — Virginia Tech scored four touchdowns in the third quarter to erase a 14-7 halftime deficit and hand West Virginia a 48-20 loss before a Thursday night ESPN television audience and another packed house at Lane Stadium/Worsham Field.

The Hokies found themselves trailing for the first time this season when the Mountaineers scored with 58 seconds left in the first half to break a 7-7 tie. Tech wasted little time regaining control in the second half, tying the game on a season-best 72-yard pass from Michael Vick to tight end Bob Slowikowski and pulling away on three straight touchdowns by flanker André Davis.

Tech held the Mountaineers' offense to just 95 yards and no points in the second half. WVU got its last score on a fumble return with less than three minutes remaining.

Oct. 12, 2000 • Blacksburg, Va.
Lane Stadium/Worsham Field • Att. 56,272

| | | | | | | |
|---------------|---|----|----|----|---|----|
| West Virginia | 0 | 14 | 0 | 6 | — | 20 |
| Virginia Tech | 7 | 0 | 27 | 14 | — | 48 |


VT (9:59 re 1st) — Suggs 2 run (Warley kick)
 WVU (11:01 re 2nd) — Cobourne 7 run (Ohliger kick)
 WVU (0:58 re 2nd) — Berton 4 pass from Lewis (Ohliger kick)
 VT (13:50 re 3rd) — Slowikowski 72 pass from Vick (Warley kick)
 VT (8:30 re 3rd) — Davis 30 run (kick failed)
 VT (4:20 re 3rd) — Davis 64 pass from Vick (Warley kick)
 VT (2:24 re 3rd) — Davis 76 punt return (Warley kick)
 VT (10:17 re 4th) — Ferguson 16 run (Warley kick)
 VT (3:44 re 4th) — Kendrick 2 run (Warley kick)
 WVU (2:20 re 4th) — Meighan 36 fumble return (kick blocked)

| Team Stats | WVU | VT |
|----------------|---------|---------|
| First downs | 16 | 22 |
| Rushes-yds. | 33-78 | 48-271 |
| Passing yds. | 170 | 233 |
| Return yds. | 59 | 197 |
| Passes | 15-33-2 | 10-18-0 |
| Punts-avg. | 8-38 | 2-38 |
| Fumbles-lost | 0-0 | 4-3 |
| Penalties-yds. | 10-71 | 6-59 |
| Time of poss. | 32:30 | 27:30 |
| Sacks by | 1-6 | 2-17 |

Individual Leaders

Rushing — WVU, Cobourne 19-68, Ours 3-13, McMillen 1-2, Lewis 4-1, McBrien 1-(-3), Rego 5-(-3); VT, Suggs 18-83, Vick 11-57, Kendrick 10-56, Ferguson 3-34, Davis 1-30, Burnell 3-7, Briggs 1-2, Easlick 1-2.
Passing — WVU, Lewis 14-29-2-161, McBrien 1-4-0-9; VT, Vick 10-18-0-233.
Receiving — WVU, Brown 4-50, Ivy 3-55, Ours 2-24, Berton 2-21, Nastasi 1-9, Terry 1-8, Cobourne 1-6, Rego 1-(-3); VT, Davis 6-127, Slowikowski 2-82, Johnson 2-24.

André Davis scored TDs three different ways in a little over six minutes against West Virginia.



A Closer Look

☛ In an amazing span of 6:06 during the third quarter against West Virginia, Tech flanker **André Davis** (Niskayuna, N.Y.) scored three touchdowns in three different ways on three consecutive Tech possessions. Davis started by taking a reverse 30 yards for a touchdown that put the Hokies ahead 20-14 with 8:30 showing in the third quarter. On Tech's next offensive play after forcing a West Virginia punt, Davis hauled in a 64-yard pass from quarterback **Michael Vick** (Newport News, Va.) for another TD with 4:20 left in the quarter. When WVU was forced to

punt again on its next possession, Davis received the punt, took advantage of a crushing block by **Wayne Ward** (Plant City, Fla.) and raced 76 yards for his third straight touchdown. His final score came with 2:24 remaining in the quarter.

Davis became the first Tech player to score touchdowns three different ways in a game since the Hokies' modern-day records started in 1950. He also became the first Tech player to score three touchdowns in a single quarter since 1978 when tailback Kenny Lewis scored three first-quarter TDs in a season-opening loss to

Tulsa. The last Tech player to score three consecutive touchdowns in a game without any other scores in between was tailback Maurice Williams against Louisville in 1985.

☛ Tech scored 41 second-half points during its win over WVU. That stands as the most points scored by the Hokies in the second half

of a game since Tech's modern-day records began in 1950. The Hokies scored an overall record 61 points during the second half of a 99-0 win against Emory & Henry in 1919.

☛ **Bob Slowikowski** (Pittsburgh, Pa.) hauled in a 72-yard touchdown pass against the Mountaineers, the longest ever for a Tech tight end.

GAME 7: Virginia Tech 22, Syracuse 14

Hokies Finally Win at the Carrier Dome

SYRACUSE, N.Y. — Virginia Tech rallied from its biggest regular-season deficit since 1997 to post a 22-14 win over Syracuse. It was the Hokies' first victory at the Carrier Dome since 1986.

Syracuse jumped to a 14-0 lead in the first quarter, running up 177 yards of offense on just 13 plays. Meanwhile, SU's blitzing defense kept the Hokies' in check by sacking quarterback Michael Vick six times in the first half and eight times in the game.

Tech made the most of its opportunities in the game, coming up with five turnovers, including four in the second half. The defense set up the Hokies' first 15 points, then Vick capped the scoring with a big 55-yard scoring run with just 1:34 remaining.

The Hokies finished with just 240 yards of total offense. It was the lowest

| Oct. 21, 2000 • Syracuse, N.Y. Syracuse Carrier Dome • Att. 49,033 | | | | | | |
|---|-----------|-----------|---|---|---|----|
| Virginia Tech | 0 | 3 | 12 | 7 | — | 22 |
| Syracuse | 14 | 0 | 0 | 0 | — | 14 |
| SU (7:11 re 1st) — Brown 9 run (Shafer kick) | | | | | | |
| SU (2:21 re 1st) — Jackson 78 pass from Nunes (Shafer kick) | | | | | | |
| VT (7:17 re 2nd) — FG Warley 47 | | | | | | |
| VT (6:24 re 3rd) — Suggs 5 run (pass failed) | | | | | | |
| VT (2:49 re 3rd) — Suggs 1 run (pass failed) | | | | | | |
| VT (1:34 re 4th) — Vick 55 run (Warley kick) | | | | | | |
| Team Stats | VT | SU | Individual Leaders | | | |
| First downs | 14 | 15 | Rushing — VT, Suggs 21-91, Kendrick 8-73, Vick 16-9, Team 1-(-1), Ferguson 1-(-2), Johnson 1-(-5); SU, Brown 19-71, Nunes 13-33, Davis 2-8, Woodcock 1-7, Mungro 5-(-3), Scott 1-(-5). | | | |
| Rushes-yds. | 48-165 | 41-111 | Passing — VT, Vick 6-11-0-75; SU, Nunes 13-25-4-217. | | | |
| Passing yds. | 75 | 217 | Receiving — VT, Johnson 3-47, Davis 2-21, Wilford 1-7; SU, Jackson 4-155, Manley 3-25, Campbell 2-17, Woodcock 2-17, Mungro 1-5, Brown 1-(-2). | | | |
| Return yds. | 29 | 14 | | | | |
| Passes | 6-11-0 | 13-25-4 | | | | |
| Punts-avg. | 7-33 | 2-50 | | | | |
| Fumbles-lost | 1-0 | 2-1 | | | | |
| Penalties-yds. | 6-40 | 12-77 | | | | |
| Time of poss. | 31:18 | 28:42 | | | | |
| Sacks by | 0-0 | 8-60 | | | | |

offensive output for Tech since its last visit to the Carrier Dome in 1998. The Hokies managed just 152 total yards in that game, a 28-26 loss.

Syracuse finished with 328 yards of offense in the game, but its 14 points were the fewest ever by the Orangeman in a home game against Tech.

A Closer Look


☛ Tech's 22-14 win at Syracuse marked the Hokies' first win at the Carrier Dome since 1986, the year before Frank Beamer became Tech's head coach. The Hokies had lost on five straight visits to the Dome under Beamer.

☛ Syracuse piled up 177 yards of offense on 13 plays during the first quarter, an average of 13.6 yards per play. Over the last three quarters, however, the Orangemen compiled a combined total of just 151 yards on 53 plays. That averages out to 2.8 yards a play.

☛ **Willie Pile** (Alexandria, Va.) tied a Tech and BIG EAST record with three pass interceptions in the game. Pile set up a field goal and a touchdown with his first two interceptions. The redshirt sophomore free safety shares the Tech school mark with nine other players.

☛ When Tech kicker **Carter Warley** (Richmond, Va.) booted a 47-yard field goal against the Orangemen, it marked the first field goal attempt for the Hokies since the first quarter of the East Carolina game.

☛ When Syracuse took a 14-0 lead against Tech, it marked the largest regular-season deficit for the Hokies since falling behind Virginia, 27-3, during a 34-20 loss at Charlottesville in the final regular-season game of the 1997 season. Syracuse's 14 points in the first quarter exceeded the total scored against Tech during the first quarter of its first six games combined (10). SU was the first opponent to score first on the Hokies in 2000.



Willie Pile snagged three interceptions at the Carrier Dome, two of which set up Tech scoring plays.

GAME 8: Virginia Tech 37, Pittsburgh 34

Field Goal Lifts Tech Past Pittsburgh

BLACKSBURG, Va. — Carter Warley's 27-yard field goal with 16 seconds remaining in the game gave Virginia Tech a 37-34 come-from-behind victory over Pittsburgh at Lane Stadium.

Warley, tailback Lee Suggs and backup quarterback Dave Meyer were among the heroes in the Tech win. Meyer, who took over when starter Michael Vick was sidelined by an ankle injury, guided the Hokies on three second-half scoring drives. Suggs helped sustain those drives by rushing for 103 yards in the second half on the way to game total of 164 yards. Warley added field goals from 35 and 38 yards to go with his game-winner.

Pittsburgh piled up 311 yards and four touchdowns through the air during the game, but managed just nine offensive plays and 27 yards of offense during the fourth quarter.

Oct. 28, 2000 • Blacksburg, Va.
Lane Stadium/Worsham Field • Att. 56,272

| | | | | | | |
|---------------|---|----|----|----|---|----|
| Pittsburgh | 6 | 14 | 14 | 0 | — | 34 |
| Virginia Tech | 7 | 13 | 7 | 10 | — | 37 |

VT (2:59 re 1st) — Suggs 2 run (Warley kick)
P (0:19 re 1st) — Grim 47 pass from Turman (kick blocked)
P (14:05 re 2nd) — Bryant 17 pass from Turman (Lotz kick)
VT (10:16 re 2nd) — FG Warley 35
VT (6:26 re 2nd) — Suggs 2 run (Warley kick)
P (5:55 re 2nd) — Bryant 26 pass from Turman (Lotz kick)
VT (0:17 re 2nd) — FG Warley 38
VT (6:40 re 3rd) — Ferguson 6 run (Warley kick)
P (0:29 re 3rd) — Barlow 2 run (Lotz kick)
P (0:04 re 3rd) — Bryant 29 pass from Turman (Lotz kick)
VT (12:16 re 4th) — Suggs 3 run (Warley kick)
VT (0:16 re 4th) — FG Warley 27

| Team Stats | P | VT |
|----------------|---------|---------|
| First downs | 17 | 30 |
| Rushes-yds. | 29-24 | 61-283 |
| Passing yds. | 311 | 194 |
| Return yds. | 0 | 26 |
| Passes | 17-26-1 | 15-28-1 |
| Punts-avg. | 6-33 | 3-40 |
| Fumbles-lost | 0-0 | 3-1 |
| Penalties-yds. | 4-27 | 3-33 |
| Time of poss. | 23:08 | 36:52 |
| Sacks by | 2-11 | 5-29 |


Individual Leaders

Rushing — P, Barlow 15-34, Polite 2-5, Goings 1-4, Team 1-0, Turman 10-(-19); VT, Suggs 28-164, Kendrick 12-39, Vick 10-34, Ferguson 6-32, Meyer 4-14, Hawkins 1-0.

Passing — P, Turman 17-26-1-311; VT, Vick 8-15-1-80; Meyer 7-13-0-114.

Receiving — P, Bryan 9-127, Grim 3-106, English 3-69, Polite 2-9; VT, Johnson 7-79, Wilford 2-25, Suggs 2-21, Wynn 1-28, Hawkins 1-18, Moody 1-12, Kendrick 1-11.

Place-kicker Carter Warley (49) and teammates celebrate Warley's game-winning field goal against the Panthers.



A Closer Look

← Virginia Tech's first scoring drive during its 37-34 win against Pittsburgh took 5:03. The Panthers' five scoring drives combined took a total of 5:58. Pittsburgh had three scoring drives that took 31 seconds or less. Tech controlled the football for 36:52 of the game — the most time of possession ever for Tech in a BIG EAST game. The Hokies' previous high for time of possession in a BIG EAST game was 36:44 against Pittsburgh in 1993.

The last time Tech had more time of possession in any game was against East Carolina in 1996 when the Hokies controlled the ball for 37:23.

← Tech compiled 30 first downs against the Panthers. That equals the third-highest single-game total in school history. The Hokies also had 30 first downs in games against Virginia in 1992 and Houston in 1972. Tech finished with 31 first downs at

Pittsburgh in 1993 and had a school record 34 first downs against Akron in 1991.

← **Ernest Wilford** (Richmond, Va.) made his first collegiate start in the Pittsburgh game. Wilford moved into the starting flanker position for **André Davis** (Niskayuna, N.Y.) who was sidelined by an ankle injury and bursitis in his left foot.

← Tech tailbacks **Lee Suggs** (Roanoke, Va.) and **André Kendrick** (Lynchburg,

Va.) posted their first pass receptions of the season during the Pittsburgh game. Suggs had two catches for 21 yards and Kendrick had one catch for 11 yards.

← Defensive tackle **David Pugh** (Madison Heights, Va.) blocked Pittsburgh's first extra point attempt of the game. It marked Tech's eighth blocked kick of the season and the Hokies' eighth blocked kick overall in their series with the Panthers.

GAME 9: Miami 41, Virginia Tech 21

Hurricanes End Tech Streak of Regular-Season Victories

MIAMI, Fla. — The University of Miami handed Virginia Tech its first regular-season loss since 1998 with a 41-21 victory at the Orange Bowl. The game was played before a crowd of 77,410, the largest-ever to see a BIG EAST Conference football game.

The No. 3 Hurricanes used big plays to defeat the second-ranked Hokies. Five of the 'Canes six touchdown plays covered more than 40 yards. The Miami attack, directed by quarterback Ken Dorsey, piled up 466 yards of offense, the most against the Hokies during the 2000 season. Dorsey passed for 283 yards and three TDs as UM built a 28-0 lead during the first three quarters.

Tech quarterback Michael Vick, who did not practice during the week due to an ankle injury, did not start and played only 19 offensive plays. Senior Dave Meyer started and passed for 225 yards, while redshirt sophomore tailback Lee Suggs rushed 23 times for 121 yards.



QB Dave Meyer posted several career highs in his start against the Hurricanes.

Nov. 4, 2000 • Miami, Fla.
Orange Bowl • Att. 77,410

| | | | | | | |
|---------------|----|---|---|----|---|----|
| Virginia Tech | 0 | 0 | 0 | 21 | — | 21 |
| Miami | 14 | 7 | 7 | 13 | — | 41 |

UM (10:29 re 1st) — Moss 42 pass from Dorsey (Sievers kick)
 UM (2:53 re 1st) — Jackson 17 run (Sievers kick)
 UM (3:30 re 2nd) — Shockey 44 pass from Dorsey (Sievers kick)
 UM (8:52 re 3rd) — Davenport 50 run (Sievers kick)
 VT (12:23 re 4th) — Suggs 1 run (Warley kick)
 UM (12:01 re 4th) — Moss 80 pass from Dorsey (Sievers kick)
 VT (10:27 re 4th) — Johnson 69 pass from Meyer (Warley kick)
 UM (7:35 re 4th) — Reed 44 interception return (kick failed)
 VT (1:36 re 4th) — Suggs 3 run (Warley kick)

| Team Stats | VT | UM | Individual Leaders |
|----------------|---------|---------|--|
| First downs | 18 | 16 | Rushing — VT, Suggs 23-121, Ferguson 5-20, Ward 2-9, Vick 3-5, Hawkins 2-4, Meyer 5-4, Kendrick 2-2, Johnson 1-(-1), Team 1-(-2); UM, Jackson 28-145, Davenport 3-57, Portis 6-7, Moss 1-(-4), Capshaw 1-(-22). |
| Rushes-yds. | 44-162 | 39-183 | Passing — VT, Meyer 13-25-1-225, Vick 2-5-1-9; UM, Dorsey 11-23-0-283. |
| Passing yds. | 234 | 283 | Receiving — VT, Wynn 4-58, Johnson 2-97, Ward 2-26, Wilford 2-21, Hawkins 2-14, Ferguson 1-10, Moody 1-9, Davis 1-0; UM, Moss 4-154, Shockey 3-61, Wayne 1-41, King 1-12, Davenport 1-11, Jackson 1-4. |
| Return yds. | 43 | 52 | |
| Passes | 15-30-2 | 11-23-0 | |
| Punts-avg. | 8-32 | 8-43 | |
| Fumbles-lost | 1-1 | 3-1 | |
| Penalties-yds. | 3-26 | 7-68 | |
| Time of poss. | 32:27 | 27:33 | |
| Sacks by | 0-0 | 1-1 | |

A Closer Look

←Miami's 41-21 victory over the Hokies ended a streak of 19-straight regular-season victories for Tech. The streak dated back to a 36-32 loss to Virginia in the final regular-season game of the 1998 season. The UM win also ended Tech's BIG EAST record 14-game winning streak against league teams and snapped a five-game Tech winning streak against the 'Canes. The loss was the Hokies' first in a regular-season road game since the 1998 season when they lost at Syracuse, 28-26. Tech had won eight straight regular-season road games prior to the loss to UM.

←Miami's 41 points were the Hurricanes' most points against Tech at the Orange Bowl. Their previous high was 27. UM's point total also was the highest against the Hokies in a regular-season game since Syracuse scored 52 against Tech in 1996. Tech

gave up 46 points to Florida State in last year's Sugar Bowl and 42 points against North Carolina in the Gator Bowl following the 1997 season.

←Senior **Dave Meyer** (Ramsey, N.J.) made his third career start at quarterback for Tech and posted career highs for passing attempts (25), completions (13) and passing yards (225). Meyer connected with **Emmett Johnson** (Chesapeake, Va.) on a 69-yard touchdown pass. It was the longest play of both players' Tech careers.

←Miami was the only team to out-rush the Hokies during the 2000 season. The 'Canes finished with 183 yards on the ground compared to 162 for Tech.

←Tech failed to register a pass interception in its loss to Miami. The Hokies had collected at least one interception in each of its previous nine games.


GAME 10: Virginia Tech 44, UCF 21

Hokies Stick to the Basics in Win at UCF

ORLANDO, Fla. — Tailback Lee Suggs rushed for five touchdowns as Virginia Tech ground out a convincing 44-21 victory in its first-ever football meeting with the University of Central Florida. A record crowd looked on as the Hokies used their nationally-ranked rushing attack to build a 37-7 lead.

Suggs, who set five BIG EAST Conference records during the game, carried the football 30 times for 143 yards. André Kendrick, his running mate at tailback, added 81 yards on 15 rushes. Tech's ground game proved so effective, the Hokies only attempted eight passes during the game, completing two. Tech's last 33 offensive plays of the game were all rushing attempts.

Tech's defense forced six turnovers during the game, including four interceptions. Four of the UCF turnovers led to Tech touchdowns.



Lee Suggs' five touchdowns against UCF set a BIG EAST single-game record.

Nov. 11, 2000 • Orlando, Fla.
Florida Citrus Bowl • Att. 50,220

| | | | | | | |
|---------------|----|---|----|---|---|----|
| Virginia Tech | 21 | 9 | 14 | 0 | — | 44 |
| UCF | 7 | 0 | 14 | 0 | — | 21 |

VT (11:03 re 1st) — Suggs 1 run (Warley kick)
UCF (7:27 re 1st) — Hinshaw 7 pass from Schneider (Beorlegui kick)
VT (4:31 re 1st) — Suggs 1 run (Warley kick)
VT (0:05 re 1st) — Suggs 1 run (Warley kick)
VT (2:58 re 2nd) — FG Warley 33
VT (0:58 re 2nd) — Adibi 36 fumble return (team kick failed)
VT (11:08 re 3rd) — Suggs 13 run (Warley kick)
UCF (9:33 re 3rd) — Hinshaw 24 pass from Schneider (Beorlegui kick)
VT (6:20 re 3rd) — Suggs 4 run (Warley kick)
UCF (3:47 re 3rd) — Clark 10 pass from Schneider (Beorlegui kick)

| Team Stats | VT | UCF |
|----------------|--------|---------|
| First downs | 21 | 24 |
| Rushes-yds. | 61-313 | 23-21 |
| Passing yds. | 55 | 362 |
| Return yds. | 150 | 19 |
| Passes | 2-8-0 | 28-45-4 |
| Punts-avg. | 3-36 | 3-38 |
| Fumbles-lost | 0-0 | 3-2 |
| Penalties-yds. | 8-81 | 9-85 |
| Time of poss. | 33:02 | 26:58 |
| Sacks by | 6-37 | 0-0 |

Individual Leaders

Rushing — VT, Suggs 30-143, Kendrick 15-81, Meyer 6-45, Ferguson 6-35, Hawkins 3-9, Team 1-0; UCF, Mack 7-32, Baker 5-16, Howard 1-3, Penn 2-(15), Schneider 8-(-15).

Passing — VT, Meyer 2-7-0-55, Kendrick 0-1-0-0; UCF, Schneider 25-41-4-346, Penn 3-4-0-16.

Receiving — VT, Johnson 1-55, Hawkins 1-0; UCF, Hinshaw 10-116, Clark 4-93, Mack 4-26, Davis 3-22, Fryzel 2-28, Ward 2-19, Jackson 1-30, Baker 1-22, Johnson 1-6.

A Closer Look

☛ Virginia Tech attempted just eight passes in its game against UCF. It was the fewest passing attempts in a game for the Hokies since 1987 when they tried just seven during a 21-20 win against Cincinnati. Tech's two pass completions in the UCF game were the fewest by a Tech team since 1977 when the Hokies completed just one pass on the way to a 27-7 win over VMI.

☛ Tailback **Lee Suggs** (Roanoke, Va.) ran for five touchdowns against the Golden Knights. It was the most touchdowns ever by an individual in a game against UCF. Suggs' five touchdowns also set a BIG EAST single-game record, but fell short of the Tech mark of six TDs in a game set by Tommy Francisco against VMI in 1966.

☛ Tech forced a season-high six turnovers in its win against UCF and did not

commit a turnover of its own. The Hokies entered the game having committed 22 turnovers and forced 22 turnovers during the season.

☛ Redshirt freshman defensive end **Nathaniel Adibi** (Hampton, Va.) registered his first collegiate touchdown when he picked up a fumble and ran 36 yards for a TD against UCF. Adibi's return was the longest scoring play of the game.

☛ **Billy Hardee** (Winter Haven, Fla.) made his first career start in the UCF game. Hardee, whose hometown is just a short distance from Orlando, opened the game at the boundary cornerback position.

☛ Defensive tackle **David Pugh** (Madison Heights, Va.) posted his first collegiate pass interception during the UCF game. He became the ninth different Tech player to register an interception this season.


GAME 11: Virginia Tech 42, Virginia 21

Tech Beats UVa To Cap Another 10-Win Season

BLACKSBURG, Va. — Virginia Tech used a balanced offensive attack and some stingy defense over the final three quarters to post a 42-21 victory over state-rival Virginia. The win gave Tech its fourth season of 10 or more wins in six years.

Tech tailback Lee Suggs rushed for 116 yards and scored four touchdowns in the game, and quarterback Michael Vick returned to the starting lineup for the first time since Oct. 28. Vick passed for 202 yards and ran for 28 yards, despite re-injuring his ankle. The Hokies finished the game with 461 total yards, including 259 on the ground.

After giving up 14 points and 171 yards of offense in the first quarter, the Tech defense settled down and allowed just seven points and 157 total yards during the final three quarters of play. The Cavaliers managed just 29 yards on the ground over the last three quarters after piling up 142 in the first quarter.



Fullback Jarrett Ferguson ran for six touchdowns last season, including two against UVa.

Nov. 25, 2000 • Blacksburg, Va.
Lane Stadium/Worsham Field • Att. 56,272

| | | | | | | |
|---------------|----|----|---|---|---|----|
| Virginia | 14 | 0 | 7 | 0 | — | 21 |
| Virginia Tech | 7 | 21 | 7 | 7 | — | 42 |

UVa (10:02 re 1st) — Foreman 7 run (Greene kick)
 VT (7:23 re 1st) — Ferguson 13 run (Warley kick)
 UVa (5:41 re 1st) — Womack 24 run (Greene kick)
 VT (12:02 re 2nd) — Suggs 30 run (Warley kick)
 VT (6:31 re 2nd) — Ferguson 1 run (Warley kick)
 VT (0:19 re 2nd) — Suggs 23 pass from Vick (Warley kick)
 VT (9:51 re 3rd) — Suggs 3 run (Warley kick)
 UVa (1:08 re 3rd) — Foreman 11 run (Greene kick)
 VT (13:00 re 4th) — Suggs 6 run (Warley kick)

| Team Stats | UVa | VT |
|----------------|--------|---------|
| First downs | 15 | 26 |
| Rushes-yds. | 34-171 | 53-262 |
| Passing yds. | 157 | 202 |
| Return yds. | 1 | 71 |
| Passes | 9-24-0 | 16-25-0 |
| Punts-avg. | 9-42 | 5-40 |
| Fumbles-lost | 1-1 | 2-1 |
| Penalties-yds. | 8-70 | 6-61 |
| Time of poss. | 27:03 | 32:57 |
| Sacks by | 0-0 | 2-10 |

Individual Leaders
Rushing — UVa, Womack 20-134, Foreman 6-29, Spinner 6-8, Duckett 1-2, Team 1-(-2); VT, Suggs 22-116, Kendrick 14-81, Vick 5-28, Ferguson 4-18, Ward 4-14, Burnell 1-3, Briggs 1-1, Hawkins 1-0, Team 1-(-2).
Passing — UVa, Spinner 9-20-0-157, Ellis 0-4-0-0; VT, Vick 16-23-0-202, Meyer 0-2-0-0.
Receiving — UVa, Coffey 3-50, Baber 2-29, Luzar 1-62, Johnson 1-15, Dotson 1-8, Womack 1-(-7); Johnson 6-71, Witten 4-39, Wilford 2-33, Ferguson 1-25, Suggs 1-23, Hawkins 1-10, Moody 1-1.

A Closer Look

☛ Virginia Tech's six touchdowns against Virginia boosted the Hokies to a school record. Tech finished the season with 61 total touchdowns, surpassing the previous single-season mark of 57 set last year. The Hokies' 42 points against the Cavs brought their season total to 443 points, the second most in school history behind last year's 455.

☛ Tailback **Lee Suggs** (Roanoke, Va.) posted his

sixth 100-yard rushing game of the season during the win over Virginia, tying a school single-season mark for 100-yard games shared by Roscoe Coles and Cyrus Lawrence. Suggs ran for 116 yards on 22 carries versus the Cavs.

☛ **Suggs** caught a 23-yard touchdown pass during the Virginia game, the first TD reception of his Tech career. It was the first touchdown catch by a Tech tailback since Lamont

Pegues caught a 47-yard TD pass against Virginia in 1997.

☛ Redshirt sophomore **Ronyell Whitaker** (Norfolk, Va.) turned in a career-best 61-yard punt return in the Virginia game. Whitaker, who took over the Hokies' punt return duties when national leader André Davis was injured, ended up third in the BIG EAST and 16th in the nation in punt returns with an average of 14.4 yards per return.

☛ **Dan Wilkinson** (r-Jr., West Palm Beach, Fla.) made his first career start in the Virginia game. Wilkinson started at defensive tackle in place of Chad Beasley, who saw only limited action due to an injury.

☛ Fullback **Jarrett Ferguson** (Goodview, Va.) ran for two touchdowns against UVa, giving him six rushing TDs for the season — the most rushing TDs by a Tech fullback since Phil Bryant had six in 1991.

BIG EAST Conference

2000 BIG EAST Football Awards

BIG EAST
Offensive Players of the Year
LEE SUGGS, VIRGINIA TECH
 ANTONIO BRYANT,
 PITTSBURGH
 SANTANA MOSS, MIAMI

BIG EAST
Defensive Player of the Year
 DAN MORGAN, MIAMI

BIG EAST Special Teams
Player of the Year
 SANTANA MOSS, MIAMI
BIG EAST Rookie of the Year
 GRANT WILEY, WEST VIRGINIA

BIG EAST Coach of the Year
 BUTCH DAVIS, MIAMI



FINAL 2000 STANDINGS

| School | Conference | | Overall | |
|----------------|------------|-------|---------|------|
| | Rec. | Pct. | Rec. | Pct. |
| Miami | 7-0 | 1.000 | 10-1 | .909 |
| Virginia Tech | 6-1 | .857 | 10-1 | .909 |
| Pittsburgh | 4-3 | .571 | 7-4 | .636 |
| Syracuse | 4-3 | .571 | 6-5 | .545 |
| Boston College | 3-4 | .429 | 6-5 | .545 |
| West Virginia | 3-4 | .429 | 6-5 | .545 |
| Temple | 1-6 | .143 | 4-7 | .364 |
| Rutgers | 0-7 | .000 | 3-8 | .273 |

2000 ALL-BIG EAST TEAMS

First Team Offense

| Pos. | Player | School | Ht. | Wt. | Cl. |
|-------|--------------------|----------------------|------------|------------|------------|
| WR | Santana Moss | Miami | 5-10 | 180 | Sr. |
| WR | Antonio Bryant | Pittsburgh | 6-2 | 185 | So. |
| OT | Dave Kadela | Virginia Tech | 6-6 | 287 | Sr. |
| OG | Joaquin Gonzalez | Miami | 6-5 | 290 | Jr. |
| C | Jeff McCurley | Pittsburgh | 6-5 | 290 | Sr. |
| OG | Paul Zukauskas | Boston College | 6-6 | 306 | Sr. |
| OT | Bryant McKinnie | Miami | 6-9 | 330 | Jr. |
| TE | Jeremy Shockey | Miami | 6-5 | 240 | So. |
| QB | Ken Dorsey | Miami | 6-5 | 195 | So. |
| RB | Lee Suggs** | Virginia Tech | 6-0 | 207 | So. |
| RB | William Green | Boston College | 6-1 | 215 | So. |
| PK | Mike Sutphin | Boston College | 6-2 | 197 | Sr. |
| KR/PR | Santana Moss | Miami | 5-10 | 180 | Sr. |

Second Team Offense

| Pos. | Player | School | Ht. | Wt. | Cl. |
|-------|----------------------|----------------------|-------------|------------|------------|
| WR | Reggie Wayne | Miami | 6-1 | 195 | Sr. |
| WR | Khori Ivy | West Virginia | 6-3 | 195 | Sr. |
| OT | Matt Lehr | Virginia Tech | 6-2 | 285 | Sr. |
| OG | Paul LaQuerre | Boston College | 6-3 | 292 | Sr. |
| C | Dan Koppen | Boston College | 6-3 | 288 | So. |
| OG | Rich Mazza | Rutgers | 6-3 | 280 | Sr. |
| OT | Michael Cook | Boston College | 6-5 | 325 | Sr. |
| TE | Browning Wynn | Virginia Tech | 6-3 | 230 | Jr. |
| TE | Robert Ellis | Boston College | 6-5 | 253 | Sr. |
| QB | Michael Vick | Virginia Tech | 6-1 | 214 | So. |
| RB | James Jackson | Miami | 5-11 | 215 | Sr. |
| RB | Avon Cobourne | West Virginia | 5-9 | 195 | So. |
| PK | Carter Warley | Virginia Tech | 5-11 | 184 | Fr. |
| KR/PR | André Davis | Virginia Tech | 6-1 | 199 | Jr. |



Michael Tranghese
 BIG EAST
 Commissioner



John Paquette
 Associate
 Commissioner for
 Communications



Rob Carolla
 Assistant Director
 of Communications

First Team Defense

| Pos. | Player | School | Ht. | Wt. | Cl. |
|------|-------------------|----------------------|------------|------------|------------|
| DL | Damione Lewis** | Miami | 6-3 | 295 | Sr. |
| DL | Dwight Freene** | Syracuse | 6-1 | 245 | Jr. |
| DL | David Pugh | Virginia Tech | 6-3 | 271 | Jr. |
| DL | Bryan Knight | Pittsburgh | 6-2 | 230 | Jr. |
| LB | Dan Morgan** | Miami | 6-3 | 245 | Sr. |
| LB | Morlon Greenwood | Syracuse | 6-1 | 234 | Sr. |
| LB | Clifton Smith | Syracuse | 6-2 | 254 | So. |
| LB | Ben Taylor | Virginia Tech | 6-2 | 226 | Jr. |
| CB | Will Allen | Syracuse | 5-10 | 190 | Sr. |
| CB | Mike Rumph | Miami | 6-2 | 200 | Jr. |
| S | Edward Reed | Miami | 6-0 | 190 | Jr. |
| S | Al Blades | Miami | 6-2 | 205 | Sr. |
| P | Freddie Capshaw | Miami | 5-11 | 180 | So. |

** - unanimous selection

Second Team Defense

| Pos. | Player | School | Ht. | Wt. | Cl. |
|------|-------------------------|----------------------|-------------|------------|------------|
| DL | Duke Pettijohn | Syracuse | 6-2 | 251 | Sr. |
| DL | Russell Newman | Temple | 6-2 | 253 | Jr. |
| DL | Chad Beasley | Virginia Tech | 6-5 | 277 | Jr. |
| DL | Eric Downing | Syracuse | 6-4 | 306 | Sr. |
| DL | Rickie Simpkins | Syracuse | 6-3 | 302 | Sr. |
| LB | Gerald Hayes | Pittsburgh | 6-3 | 235 | So. |
| LB | LeVar Talley | Temple | 5-11 | 223 | Sr. |
| LB | Wesley Robertson | Rutgers | 6-2 | 225 | Sr. |
| CB | Leonard Myers | Miami | 6-0 | 200 | Sr. |
| CB | Ronyell Whitaker | Virginia Tech | 5-9 | 193 | So. |
| S | Ramon Walker | Pittsburgh | 6-0 | 195 | So. |
| S | Cory Bird | Virginia Tech | 5-10 | 219 | Sr. |
| P | Mark Fazzolari | West Virginia | 6-0 | 190 | So. |

Ties in the voting created additional positions for Offensive Player of the Year, linebacker (first team), defensive line (second team) and tight end (second team).

BIG EAST DIRECTORY

The BIG EAST Conference (401) 453-0660 – Communications
 222 Richmond Street (401) 272-9108 – Switchboard
 Providence, RI 02903 (401) 751-8540 – Fax
www.bigeast.org

2000 BIG EAST Statistics



Ronyell Whitaker (right) and André Davis helped the Hokies lead Division I-A teams in punt returns.

| RUSHING | Team | CI | G | Att | Yds | Avg | TD | Yds/G |
|----------------------|------|----|----|-----|------|-----|----|-------|
| SUGGS, Lee | VT | SO | 11 | 222 | 1207 | 5.4 | 27 | 109.7 |
| GREEN, William | BC | SO | 11 | 187 | 1164 | 6.2 | 14 | 105.8 |
| COBOURNE, Avon | WVU | SO | 9 | 197 | 893 | 4.5 | 6 | 99.2 |
| BARLOW, Kevan | UP | SR | 11 | 197 | 1053 | 5.3 | 8 | 95.7 |
| SHARPS, Tanardo | TU | SO | 11 | 201 | 1038 | 5.2 | 10 | 94.4 |
| BROWN, Dee | SU | SR | 11 | 172 | 1031 | 6.0 | 9 | 93.7 |
| JACKSON, James | UM | SR | 11 | 201 | 1006 | 5.0 | 11 | 91.5 |
| MUNGRO, James | SU | JR | 10 | 115 | 797 | 6.9 | 7 | 79.7 |
| WASHINGTON, Cedric | BC | SR | 10 | 152 | 676 | 4.4 | 5 | 67.6 |
| VICK, Michael | VT | SO | 10 | 104 | 617 | 5.9 | 8 | 61.7 |

| PASSING AVG/GAME | Team | CI | G | Att | Cmp | Int | Pct. | Yds | TD | Avg/G |
|----------------------|------|----|----|-----|-----|-----|------|------|----|-------|
| DORSEY, Ken | UM | SO | 11 | 322 | 188 | 5 | 58.4 | 2737 | 25 | 248.8 |
| McMAHON, Mike | RU | SR | 10 | 340 | 169 | 17 | 49.7 | 2157 | 18 | 215.7 |
| TURMAN, John | UP | SR | 11 | 233 | 128 | 7 | 54.9 | 2135 | 18 | 194.1 |
| HASSELBECK, Tim | BC | SR | 10 | 229 | 124 | 9 | 54.1 | 1810 | 16 | 181.0 |
| LEWIS, Brad | WVU | JR | 10 | 223 | 108 | 7 | 48.4 | 1501 | 8 | 150.1 |
| SCOTT, Devin | TU | JR | 11 | 216 | 136 | 7 | 63.0 | 1456 | 5 | 132.4 |
| NUNES, Troy | SU | SO | 11 | 154 | 94 | 14 | 61.0 | 1366 | 8 | 124.2 |
| VICK, Michael | VT | SO | 10 | 161 | 87 | 6 | 54.0 | 1234 | 8 | 123.4 |

| TOTAL OFFENSE | Team | CI | G | Rush | Pass | Plays | Total | Yds/G |
|----------------------|------|----|----|------|------|-------|-------|-------|
| DORSEY, Ken | UM | SO | 11 | -23 | 2737 | 338 | 2714 | 246.7 |
| McMAHON, Mike | RU | SR | 10 | 243 | 2157 | 408 | 2400 | 240.0 |
| HASSELBECK, Tim | BC | SR | 10 | 141 | 1810 | 268 | 1951 | 195.1 |
| TURMAN, John | UP | SR | 11 | -18 | 2135 | 298 | 2117 | 192.5 |
| VICK, Michael | VT | SO | 10 | 617 | 1234 | 265 | 1851 | 185.1 |
| LEWIS, Brad | WVU | JR | 10 | -26 | 1501 | 258 | 1475 | 147.5 |
| NUNES, Troy | SU | SO | 11 | 106 | 1366 | 232 | 1472 | 133.8 |
| SCOTT, Devin | TU | JR | 11 | -6 | 1456 | 285 | 1450 | 131.8 |
| SUGGS, Lee | VT | SO | 11 | 1207 | 0 | 222 | 1207 | 109.7 |
| GREEN, William | BC | SO | 11 | 1164 | 0 | 187 | 1164 | 105.8 |

| RECEIVING YDS/GAME | Team | CI | G | Rec | Yds | TD | Avg/C | Yds/G |
|------------------------|------|----|----|-----|------|----|-------|-------|
| BRYANT, Antonio | UP | SO | 10 | 68 | 1302 | 11 | 19.1 | 130.2 |
| WAYNE, Reggie | UM | SR | 11 | 43 | 755 | 10 | 17.6 | 68.6 |
| MOSS, Santana | UM | SR | 11 | 45 | 748 | 5 | 16.6 | 68.0 |
| BROWN, Antonio | WVU | JR | 11 | 45 | 721 | 1 | 16.0 | 65.5 |
| IVY, Khori | WVU | SR | 11 | 41 | 707 | 5 | 17.2 | 64.3 |
| DEWALT, Dedrick | BC | JR | 11 | 38 | 676 | 8 | 17.8 | 61.5 |
| GRIM, Latef | UP | SR | 11 | 39 | 595 | 2 | 15.3 | 54.1 |
| JOHNSON, Emmett | VT | JR | 11 | 34 | 574 | 3 | 16.9 | 52.2 |
| JOHNSON, Errol | RU | SR | 11 | 46 | 555 | 5 | 12.1 | 50.5 |
| MUCKERSON, Greg | TU | JR | 10 | 41 | 487 | 2 | 11.9 | 48.7 |

| ALL-PURPOSE | Team | CI | G | Rush | Rcv | PR | KR | Yds | Avg/G |
|-------------------|------|----|----|------|------|-----|-----|------|-------|
| BRYANT, Antonio | UP | SO | 10 | 0 | 1302 | 181 | 0 | 1483 | 148.3 |
| MOSS, Santana | UM | SR | 11 | 201 | 748 | 655 | 0 | 1604 | 145.8 |
| SHARPS, Tanardo | TU | SO | 11 | 1038 | 107 | 0 | 397 | 1542 | 140.2 |
| GREEN, William | BC | SO | 11 | 1164 | 78 | 0 | 199 | 1441 | 131.0 |
| SUGGS, Lee | VT | SO | 11 | 1207 | 44 | 18 | 45 | 1314 | 119.5 |
| THOMAS, Dennis | RU | JR | 11 | 587 | 223 | 0 | 447 | 1257 | 114.3 |
| BARLOW, Kevan | UP | SR | 11 | 1053 | 134 | 0 | 0 | 1187 | 107.9 |
| COBOURNE, Avon | WVU | SO | 9 | 893 | 63 | 0 | 0 | 956 | 106.2 |
| BROWN, Dee | SU | SR | 11 | 1031 | 90 | 0 | 0 | 1121 | 101.9 |
| JACKSON, James | UM | SR | 11 | 1006 | 56 | 0 | 0 | 1062 | 96.5 |

| INTERCEPTIONS | Team | CI | G | Int | Yds | TD |
|--------------------------|------|----|----|-----|-----|----|
| REED, Edward | UM | JR | 11 | 8 | 92 | 2 |
| WALLS, Lenny | BC | JR | 11 | 6 | 29 | 1 |
| PILE, Willie | VT | SO | 11 | 6 | 22 | 1 |
| ROBINSON, Shawn | UP | SO | 11 | 6 | -6 | 0 |
| BRYANT, Richard | WVU | JR | 10 | 5 | 145 | 1 |
| WHITAKER, Ronyell | VT | SO | 11 | 5 | 76 | 0 |
| WHITE, Shahib | RU | SR | 9 | 4 | 80 | 0 |
| GREEN, Eric | VT | FR | 11 | 4 | 51 | 0 |

| PASS EFFICIENCY | Team | CI | G | Att | Cmp | Int | Pct. | Yds | TD | Eff. |
|----------------------|------|----|----|-----|-----|-----|------|------|----|-------|
| DORSEY, Ken | UM | SO | 11 | 322 | 188 | 5 | 58.4 | 2737 | 25 | 152.3 |
| TURMAN, John | UP | SR | 11 | 233 | 128 | 7 | 54.9 | 2135 | 18 | 151.4 |
| HASSELBECK, Tim | BC | SR | 10 | 229 | 124 | 9 | 54.1 | 1810 | 16 | 135.7 |
| NUNES, Troy | SU | SO | 11 | 154 | 94 | 14 | 61.0 | 1366 | 8 | 134.5 |
| VICK, Michael | VT | SO | 10 | 161 | 87 | 6 | 54.0 | 1234 | 8 | 127.4 |
| SCOTT, Devin | TU | JR | 11 | 216 | 136 | 7 | 63.0 | 1456 | 5 | 120.7 |

| PUNT RETURNS | Team | CI | G | Ret | Yds | TD | Avg |
|--------------------------|------|----|----|-----|-----|----|------|
| DAVIS, André | VT | JR | 9 | 18 | 396 | 3 | 22.0 |
| MOSS, Santana | UM | SR | 11 | 36 | 655 | 4 | 18.2 |
| WHITAKER, Ronyell | VT | SO | 11 | 17 | 245 | 0 | 14.4 |
| BRYANT, Antonio | UP | SO | 10 | 16 | 181 | 0 | 11.3 |
| CAMPBELL, Malik | SU | JR | 11 | 32 | 338 | 0 | 10.6 |
| CARTY, Sean | RU | SO | 11 | 15 | 141 | 0 | 9.4 |
| DEWALT, Dedrick | BC | JR | 11 | 23 | 206 | 1 | 9.0 |

| SCORING | Team | CI | G | TD | XPT | FG | Pts | Pts/G |
|-----------------------|------|----|----|----|-----|----|-----|-------|
| SUGGS, Lee | VT | SO | 11 | 28 | 0 | 0 | 168 | 15.3 |
| GREEN, William | BC | SO | 11 | 15 | 0 | 0 | 90 | 8.2 |
| SIEVERS, Todd | UM | SO | 11 | 0 | 52 | 11 | 85 | 7.7 |
| JACKSON, James | UM | SR | 11 | 13 | 0 | 0 | 78 | 7.1 |
| WARLEY, Carter | VT | FR | 11 | 0 | 56 | 7 | 77 | 7.0 |
| SUTPHIN, Mike | BC | SR | 11 | 0 | 38 | 12 | 74 | 6.7 |
| BRYANT, Antonio | UP | SO | 10 | 11 | 0 | 0 | 66 | 6.6 |
| BROWN, Dee | SU | SR | 11 | 11 | 2 | 0 | 68 | 6.2 |
| MOSS, Santana | UM | SR | 11 | 11 | 0 | 0 | 66 | 6.0 |
| WAYNE, Reggie | UM | SR | 11 | 10 | 0 | 0 | 60 | 5.5 |

| SCORING (TDs) | Team | CI | G | TD | Rush | Pass | Ret | PAT | Pts | Pts/G |
|-------------------|------|----|----|----|------|------|-----|-----|-----|-------|
| SUGGS, Lee | VT | SO | 11 | 28 | 27 | 1 | 0 | 0 | 168 | 15.3 |
| GREEN, William | BC | SO | 11 | 15 | 14 | 1 | 0 | 0 | 90 | 8.2 |
| JACKSON, James | UM | SR | 11 | 13 | 11 | 2 | 0 | 0 | 78 | 7.1 |
| BRYANT, Antonio | UP | SO | 10 | 11 | 0 | 11 | 0 | 0 | 66 | 6.6 |
| BROWN, Dee | SU | SR | 11 | 11 | 9 | 2 | 0 | 1 | 68 | 6.2 |
| MOSS, Santana | UM | SR | 11 | 11 | 2 | 5 | 4 | 0 | 66 | 6.0 |
| SHARPS, Tanardo | TU | SO | 11 | 10 | 10 | 0 | 0 | 0 | 60 | 5.5 |
| WAYNE, Reggie | UM | SR | 11 | 10 | 0 | 10 | 0 | 0 | 60 | 5.5 |
| REGO, Cooper | WVU | JR | 10 | 9 | 9 | 0 | 0 | 0 | 54 | 5.4 |
| DEWALT, Dedrick | BC | JR | 11 | 9 | 0 | 8 | 1 | 0 | 54 | 4.9 |

| SCORING (KICK) | Team | CI | G | PATs | FGs | Pts | Pts/G |
|-----------------------|------|----|----|-------|-------|-----|-------|
| SIEVERS, Todd | UM | SO | 11 | 52-58 | 11-17 | 85 | 7.7 |
| WARLEY, Carter | VT | FR | 11 | 56-57 | 7-9 | 77 | 7.0 |
| SUTPHIN, Mike | BC | SR | 11 | 38-40 | 12-14 | 74 | 6.7 |
| LOTZ, Nick | UP | JR | 11 | 29-31 | 10-15 | 59 | 5.4 |
| SHAFER, Mike | SU | SO | 11 | 35-37 | 7-20 | 56 | 5.1 |
| POKLEMB, Cap | TU | SO | 11 | 26-27 | 9-13 | 53 | 4.8 |
| OHLIGER, Jon | WVU | SR | 11 | 27-31 | 8-14 | 51 | 4.6 |
| BARONE, Steve | RU | JR | 11 | 29-31 | 6-13 | 47 | 4.3 |
| SCIORTINO, Sandro | BC | FR | 9 | 3-3 | 0-0 | 3 | 0.3 |

| FIELD GOALS | Team | CI | G | FG | FGA | Pct. | FG/G |
|-----------------------|------|----|----|----|-----|------|------|
| SUTPHIN, Mike | BC | SR | 11 | 12 | 14 | 85.7 | 1.09 |
| SIEVERS, Todd | UM | SO | 11 | 11 | 17 | 64.7 | 1.00 |
| LOTZ, Nick | UP | JR | 11 | 10 | 15 | 66.7 | 0.91 |
| POKLEMB, Cap | TU | SO | 11 | 9 | 13 | 69.2 | 0.82 |
| OHLIGER, Jon | WVU | SR | 11 | 8 | 14 | 57.1 | 0.73 |
| WARLEY, Carter | VT | FR | 11 | 7 | 9 | 77.8 | 0.64 |
| SHAFER, Mike | SU | SO | 11 | 7 | 20 | 35.0 | 0.64 |
| BARONE, Steve | RU | JR | 11 | 6 | 13 | 46.2 | 0.55 |

| FIELD GOAL PCT | Team | CI | G | FG | FGA | Long | Pct. |
|-----------------------|------|----|----|----|-----|------|------|
| SUTPHIN, Mike | BC | SR | 11 | 12 | 14 | 43 | 85.7 |
| WARLEY, Carter | VT | FR | 11 | 7 | 9 | 47 | 77.8 |
| POKLEMB, Cap | TU | SO | 11 | 9 | 13 | 42 | 69.2 |
| LOTZ, Nick | UP | JR | 11 | 10 | 15 | 48 | 66.7 |
| SIEVERS, Todd | UM | SO | 11 | 11 | 17 | 40 | 64.7 |
| OHLIGER, Jon | WVU | SR | 11 | 8 | 14 | 50 | 57.1 |
| BARONE, Steve | RU | JR | 11 | 6 | 13 | 35 | 46.2 |
| SHAFER, Mike | SU | SO | 11 | 7 | 20 | 37 | 35.0 |

TACKLES (All positions)

| Player | Team | Cl | G | Pos | UA | A | Total | Avg/G | Sack |
|--------------------|-----------|-----------|-----------|-----------|-----------|-----------|------------|------------|------------|
| MORGAN, Dan | UM | SR | 11 | LB | 92 | 46 | 138 | 12.5 | 4.0 |
| TALLEY, LeVar | TU | SR | 11 | LB | 74 | 61 | 135 | 12.3 | 4.0 |
| HAYES, Gerald | UP | SO | 10 | LB | 59 | 45 | 104 | 10.4 | 3.0 |
| SUMAN, Taylor | TU | JR | 11 | LB | 58 | 52 | 110 | 10.0 | 1.0 |
| SMITH, Clifton | SU | SO | 11 | LB | 61 | 47 | 108 | 9.8 | 0.0 |
| TAYLOR, Ben | VT | JR | 11 | LB | 59 | 44 | 103 | 9.4 | 1.5 |
| HACKETT, Shawn | WVU | JR | 11 | DB | 63 | 38 | 101 | 9.2 | 0.0 |
| GREENWOOD, Morlon | SU | SR | 11 | LB | 54 | 44 | 98 | 8.9 | 0.0 |
| SHERROD, Rick | WVU | JR | 11 | DB | 56 | 40 | 96 | 8.7 | 0.0 |
| KAYDEN, Kyle | WVU | JR | 11 | LB | 64 | 30 | 94 | 8.5 | 3.0 |
| WALLACE, Jamal | TU | JR | 11 | SAF | 65 | 26 | 91 | 8.3 | 1.0 |
| WILEY, Grant | WVU | FR | 11 | LB | 55 | 35 | 90 | 8.2 | 3.0 |
| ROBERTSON, Wesley | RU | SR | 10 | LB | 54 | 26 | 80 | 8.0 | 8.0 |
| BLADES, Al | UM | SR | 11 | SS | 46 | 41 | 87 | 7.9 | 1.0 |
| JOHNSON, Ramon | BC | SR | 11 | DB | 59 | 26 | 85 | 7.7 | 0.0 |
| WALKER, Keeon | SU | SO | 11 | SS | 58 | 27 | 85 | 7.7 | 0.0 |
| SIMPKINS, Rick | SU | SR | 9 | DT | 23 | 46 | 69 | 7.7 | 1.5 |
| PURIFOY, Amir | UP | JR | 11 | LB | 48 | 33 | 81 | 7.4 | 2.0 |
| REED, Edward | UM | JR | 11 | SS | 56 | 24 | 80 | 7.3 | 0.0 |

| TACKLE FOR LOSS | Team | Cl | Num | Yards |
|--------------------|-----------|-----------|-----------|-----------|
| KNIGHT, Bryan | UP | JR | 26 | 141 |
| ROBERTSON, Wesley | RU | SR | 18 | 74 |
| FREENEY, Dwight | SU | JR | 18 | 115 |
| NEWMAN, Russell | TU | JR | 15 | 65 |
| MORGAN, Dan | UM | SR | 15 | 42 |
| PETTIJOHN, Duke | SU | SR | 14 | 59 |
| WILEY, Grant | WVU | FR | 13 | 48 |
| PUGH, David | VT | JR | 12 | 63 |
| BIRD, Cory | VT | SR | 12 | 48 |

| SACKS | Team | Cl | G | Pos | UA | A | Yds | Total |
|--------------------|-----------|-----------|-----------|-----------|----------|----------|-----------|------------|
| FREENEY, Dwight | SU | JR | 7 | DE | 12 | 2 | 95 | 13.0 |
| KNIGHT, Bryan | UP | JR | 11 | DL | 11 | 1 | 106 | 11.5 |
| ROBERTSON, Wesley | RU | SR | 10 | LB | 8 | 0 | 36 | 8.0 |
| PETTIJOHN, Duke | SU | SR | 10 | DE | 7 | 1 | 49 | 7.5 |
| GUTHRIE, Sean | BC | JR | 11 | DE | 6 | 0 | 35 | 6.0 |
| DAVIS, James | WVU | SO | 11 | LB | 6 | 0 | 47 | 6.0 |
| NEWMAN, Russell | TU | JR | 10 | DT | 5 | 1 | 39 | 5.5 |
| HEGGIE, Torrance | RU | JR | 9 | DE | 4 | 2 | 49 | 5.0 |
| PUGH, David | VT | JR | 11 | DT | 5 | 0 | 35 | 5.0 |
| ADIBI, Nathaniel | VT | FR | 11 | DE | 5 | 0 | 33 | 5.0 |

FINAL 2000 BIG EAST REGULAR-SEASON TEAM RANKINGS

| SCORING OFFENSE | G | TD | XP | 2XP | DXP | FG | Saf | Pts | Avg |
|----------------------|-----------|-----------|-----------|----------|----------|----------|----------|------------|-------------|
| Miami | 11 | 63 | 54 | 1 | 0 | 11 | 1 | 469 | 42.6 |
| Virginia Tech | 11 | 61 | 56 | 0 | 0 | 7 | 0 | 443 | 40.3 |
| Boston College | 11 | 45 | 41 | 0 | 0 | 12 | 0 | 347 | 31.5 |
| West Virginia | 11 | 40 | 32 | 0 | 0 | 11 | 1 | 307 | 27.9 |
| Syracuse | 11 | 39 | 35 | 2 | 0 | 7 | 0 | 294 | 26.7 |
| Pittsburgh | 11 | 34 | 29 | 1 | 0 | 10 | 1 | 267 | 24.3 |
| Rutgers | 11 | 31 | 29 | 0 | 0 | 6 | 0 | 233 | 21.2 |
| Temple | 11 | 28 | 27 | 0 | 0 | 9 | 1 | 224 | 20.4 |

| SCORING DEFENSE | G | TD | XP | 2XP | DXP | FG | Saf | Pts | Avg |
|----------------------|-----------|-----------|-----------|----------|----------|----------|----------|------------|-------------|
| Miami | 11 | 23 | 20 | 0 | 0 | 4 | 0 | 170 | 15.5 |
| Pittsburgh | 11 | 26 | 19 | 1 | 0 | 11 | 0 | 210 | 19.1 |
| Syracuse | 11 | 24 | 19 | 1 | 0 | 15 | 1 | 212 | 19.3 |
| Virginia Tech | 11 | 36 | 30 | 0 | 0 | 1 | 0 | 249 | 22.6 |
| Boston College | 11 | 33 | 32 | 0 | 0 | 10 | 0 | 260 | 23.6 |
| Temple | 11 | 36 | 33 | 0 | 0 | 6 | 1 | 269 | 24.5 |
| West Virginia | 11 | 43 | 41 | 0 | 0 | 8 | 1 | 325 | 29.5 |
| Rutgers | 11 | 55 | 51 | 1 | 0 | 4 | 2 | 399 | 36.3 |

| PASS OFFENSE | G | Att | Cmp | Int | Pct. | Yds | Avg | TD | Yds/G |
|----------------------|-----------|------------|------------|----------|-------------|-------------|------------|----------|--------------|
| Pittsburgh | 11 | 339 | 185 | 11 | 54.6 | 2964 | 8.7 | 23 | 269.5 |
| Miami | 11 | 340 | 198 | 5 | 58.2 | 2926 | 8.6 | 26 | 266.0 |
| Rutgers | 11 | 421 | 206 | 21 | 48.9 | 2518 | 6.0 | 19 | 228.9 |
| Boston College | 11 | 307 | 171 | 12 | 55.7 | 2353 | 7.7 | 20 | 213.9 |
| West Virginia | 11 | 324 | 151 | 10 | 46.6 | 2282 | 7.0 | 11 | 207.5 |
| Temple | 11 | 323 | 179 | 16 | 55.4 | 1976 | 6.1 | 8 | 179.6 |
| Syracuse | 11 | 247 | 137 | 19 | 55.5 | 1881 | 7.6 | 10 | 171.0 |
| Virginia Tech | 11 | 226 | 116 | 7 | 51.3 | 1715 | 7.6 | 9 | 155.9 |

| PASS DEFENSE | G | Att | Cmp | Int | Pct. | Yds | Avg | TD | Yds/G |
|----------------------|-----------|------------|------------|-----------|-------------|-------------|------------|-----------|--------------|
| Boston College | 11 | 289 | 138 | 16 | 47.8 | 1850 | 6.4 | 13 | 168.2 |
| Syracuse | 11 | 326 | 148 | 7 | 45.4 | 1937 | 5.9 | 9 | 176.1 |
| Temple | 11 | 308 | 169 | 10 | 54.9 | 2162 | 7.0 | 14 | 196.5 |
| Rutgers | 11 | 306 | 181 | 8 | 59.2 | 2213 | 7.2 | 14 | 201.2 |
| Miami | 11 | 428 | 216 | 23 | 50.5 | 2427 | 5.7 | 11 | 220.6 |
| Virginia Tech | 11 | 354 | 171 | 23 | 48.3 | 2468 | 7.0 | 18 | 224.4 |
| Pittsburgh | 11 | 387 | 203 | 13 | 52.5 | 2486 | 6.4 | 11 | 226.0 |
| West Virginia | 11 | 367 | 209 | 19 | 56.9 | 2563 | 7.0 | 18 | 233.0 |

| RUSHING OFFENSE | G | Att | Yds | Avg | TD | Yds/G |
|----------------------|-----------|------------|-------------|------------|-----------|--------------|
| Virginia Tech | 11 | 570 | 2975 | 5.2 | 46 | 270.5 |
| Syracuse | 11 | 509 | 2280 | 4.5 | 27 | 207.3 |
| Boston College | 11 | 461 | 2211 | 4.8 | 22 | 201.0 |
| Miami | 11 | 434 | 2143 | 4.9 | 24 | 194.8 |
| West Virginia | 11 | 451 | 1549 | 3.4 | 20 | 140.8 |
| Temple | 11 | 416 | 1436 | 3.5 | 18 | 130.5 |
| Pittsburgh | 11 | 425 | 1426 | 3.4 | 10 | 129.6 |
| Rutgers | 11 | 346 | 1161 | 3.4 | 10 | 105.5 |

| RUSHING DEFENSE | G | Rush | Yards | Avg. | TD | Yds/G |
|----------------------|-----------|------------|-------------|------------|-----------|-------------|
| Virginia Tech | 11 | 374 | 1092 | 2.9 | 13 | 99.3 |
| Pittsburgh | 11 | 417 | 1097 | 2.6 | 11 | 99.7 |
| Miami | 11 | 392 | 1241 | 3.2 | 11 | 112.8 |
| Syracuse | 11 | 396 | 1494 | 3.8 | 12 | 135.8 |
| Temple | 11 | 437 | 1505 | 3.4 | 20 | 136.8 |
| West Virginia | 11 | 418 | 1611 | 3.9 | 19 | 146.5 |
| Boston College | 11 | 481 | 2338 | 4.9 | 15 | 212.5 |
| Rutgers | 11 | 574 | 2444 | 4.3 | 37 | 222.2 |



Newcomers Eric Green (1) and Billy Hardee (25) both saw starting time in the Tech secondary in 2000.

| TOTAL OFFENSE | G | Rush | Pass | Plays | Yards | Avg/P | TD | Yds/G |
|----------------------|-----------|-------------|-------------|------------|-------------|------------|-----------|--------------|
| Miami | 11 | 2143 | 2926 | 774 | 5069 | 6.5 | 50 | 460.8 |
| Virginia Tech | 11 | 2975 | 1715 | 796 | 4690 | 5.9 | 55 | 426.4 |
| Boston College | 11 | 2211 | 2353 | 768 | 4564 | 5.9 | 42 | 414.9 |
| Pittsburgh | 11 | 1426 | 2964 | 764 | 4390 | 5.7 | 33 | 399.1 |
| Syracuse | 11 | 2280 | 1881 | 756 | 4161 | 5.5 | 37 | 378.3 |
| West Virginia | 11 | 1549 | 2282 | 775 | 3831 | 4.9 | 31 | 348.3 |
| Rutgers | 11 | 1161 | 2518 | 767 | 3679 | 4.8 | 29 | 334.5 |
| Temple | 11 | 1436 | 1976 | 739 | 3412 | 4.6 | 26 | 310.2 |

| TOTAL DEFENSE | G | Rush | Pass | Plys | Yards | Avg | TD | Yds/G |
|----------------------|-----------|-------------|-------------|------------|-------------|------------|-----------|--------------|
| Syracuse | 11 | 1494 | 1937 | 722 | 3431 | 4.8 | 21 | 311.9 |
| Virginia Tech | 11 | 1092 | 2468 | 728 | 3560 | 4.9 | 31 | 323.6 |
| Pittsburgh | 11 | 1097 | 2486 | 804 | 3583 | 4.5 | 22 | 325.7 |
| Temple | 11 | 1505 | 2162 | 745 | 3667 | 4.9 | 34 | 333.4 |
| Miami | 11 | 1241 | 2427 | 820 | 3668 | 4.5 | 22 | 333.5 |
| West Virginia | 11 | 1611 | 2563 | 785 | 4174 | 5.3 | 37 | 379.5 |
| Boston College | 11 | 2338 | 1850 | 770 | 4188 | 5.4 | 28 | 380.7 |
| Rutgers | 11 | 2444 | 2213 | 880 | 4657 | 5.3 | 51 | 423.4 |

| PUNT RETURNS | G | Ret | Yds | TD | Avg | SACKS BY | G | Sacks | Yds |
|----------------------|-----------|-----------|------------|----------|-------------|----------------------|-----------|-----------|------------|
| Miami | 11 | 45 | 832 | 5 | 18.5 | Pittsburgh | 11 | 35 | 272 |
| Virginia Tech | 11 | 39 | 711 | 4 | 18.2 | Virginia Tech | 11 | 28 | 180 |
| Syracuse | 11 | 41 | 443 | 1 | 10.8 | West Virginia | 11 | 27 | 168 |
| Rutgers | 11 | 28 | 273 | 1 | 9.8 | Syracuse | 11 | 27 | 214 |
| Boston College | 11 | 24 | 217 | 1 | 9.0 | Miami | 11 | 24 | 134 |
| Pittsburgh | 11 | 32 | 268 | 0 | 8.4 | Rutgers | 11 | 23 | 147 |
| Temple | 11 | 23 | 184 | 0 | 8.0 | Temple | 11 | 22 | 145 |
| West Virginia | 11 | 32 | 233 | 0 | 7.3 | Boston College | 11 | 20 | 113 |

2001 Recruiting Class

Nation's Top Player One of 13 Signees Who Have Earned All-America Honors

Parade All-Americans Kevin Jones and Bryan Randall headline a Virginia Tech football recruiting class that includes 13 players who have earned prep All-America honors from at least one major recruiting publication. The Hokies' latest class is composed of 22 student-athletes who signed grants-in-aid with Tech.

"Our recruiting continues to get better and better," said Tech head coach Frank Beamer, whose Hokies have posted back-to-back 11-1 seasons and played for the national championship in 1999. "I think this class bears that out. When we look back at this group in five years, I believe it will have proven to be a highly-successful class."

Jones, a 6-1, 205-pound running back from Cardinal O'Hara High School in Philadelphia, Pa., is ranked

the No. 1 prep player in the nation by *SuperPrep* and a number of other recruiting services. Jones finished his career as the No. 2 career rusher in Philadelphia history with 5,878 yards. The consensus prep All-America pick played in the inaugural National High School All-Star game in December and won the first-ever High School Heisman Award for the Northeast region.

Randall, a standout quarterback from Bruton High School in Williamsburg, Va., is listed as the No. 2 athlete and No. 15 player overall in the nation by *SuperPrep*. During his junior year, the 6-2, 205-pound signal-caller became the first football player in state history to both rush for 1,000 yards and pass for 1,000 yards in the same season. Randall repeated the feat as a senior on the way to

being named the Virginia Gatorade Player of the Year and earning state Group AA Player of the Year honors. An accomplished point guard in basketball, Randall was the state Group AA Basketball Player of the Year as a junior and plans to play both sports at Tech.

Joining Jones and Randall on the *SuperPrep* All-America squad are defensive back DeAngelo Hall of Chesapeake, Va., running back Justin Hamilton of Clintwood, Va., running back Cedric Humes of Virginia Beach, Va., wide receiver Fred Lee of Harrisburg, Pa., and defensive back D.J. Walton of Woodbridge, Va. Hall and Walton are ranked the No. 9 and 19 defensive backs in the nation, respectively, while Hamilton and Humes are listed as the No. 24 and 28 running backs.

SuperPrep rates Lee as the No. 28 wide receiver.

Jones, Randall and Lee were named to the *PrepStar* Dream Team, along with fellow signee Curtis Bradley, a 6-3, 285-pound offensive lineman from Summerville, S.C., who was rated the No. 7 lineman in the nation. Tech's other *PrepStar* All-Americans are Hall, Hamilton, Humes, Walton, linebacker James Anderson of Chesapeake, Va., defensive lineman Kevin Hilton of Silver Spring, Md., tight end/defensive lineman Jeff King of Pulaski, Va., offensive lineman Danny McGrath of Herndon, Va., and defensive lineman Chris Pannell of Staunton, Va.

The Hokies signed a total of 13 Virginians, 12 of whom were ranked among the state's top 26 players by *The Roanoke Times*. The in-

VIRGINIA TECH'S 2001 FOOTBALL RECRUITING CLASS

| Name | Pos. | Ht. | Wt. | Hometown | High School |
|-----------------|------|-----|-------|----------------------|--------------------|
| James Anderson | 6-2 | 210 | LB | Chesapeake, Va. | Deep Creek |
| Curtis Bradley | 6-3 | 285 | OL | Summerville, S.C. | Summerville |
| Reggie Butler | 6-6 | 310 | OL | Keswick, Va. | Monticello |
| Chris Clifton | 6-4 | 200 | QB | Chesapeake, Va. | Deep Creek |
| Andrew Fleck | 6-4 | 240 | DL/TE | Edmond, Okla. | Santa Fe |
| Brandon Frye | 6-4 | 225 | DL | Myrtle Beach, S.C. | Myrtle Beach |
| DeAngelo Hall | 6-0 | 190 | DB | Chesapeake, Va. | Deep Creek |
| Justin Hamilton | 6-3 | 210 | RB | Clintwood, Va. | Clintwood |
| Kevin Hilton | 6-2 | 255 | DL | Silver Spring, Md. | Good Counsel |
| Cedric Humes | 6-2 | 200 | RB | Virginia Beach, Va. | Princess Anne |
| Will Hunt | 6-1 | 205 | QB | Springdale, Ark. | Springdale |
| Kevin Jones | 6-1 | 205 | RB | Chester, Pa. | Cardinal O'Hara |
| Jeff King | 6-5 | 245 | TE/DL | Pulaski, Va. | Pulaski County |
| Fred Lee | 5-10 | 175 | WR | Harrisburg, Pa. | Bishop McDevitt |
| Danny McGrath | 6-2 | 270 | OL | Herndon, Va. | Herndon |
| Jason Murphy | 6-3 | 255 | DL | Baltimore, Md. | Edmondson Westside |
| Chris Pannell | 6-5 | 240 | DL | Staunton, Va. | Robert E. Lee |
| Bryan Randall | 6-2 | 205 | QB | Williamsburg, Va. | Bruton |
| Tim Sandidge | 6-2 | 275 | DL | Madison Heights, Va. | Amherst County |
| Jordan Trott | 6-4 | 230 | LB | Torrance, Calif. | Loyola |
| D.J. Walton | 5-10 | 195 | DB | Woodbridge, Va. | C.D. Hylton |
| Blake Warren | 6-2 | 205 | LB | Clifton, Va. | Centreville |

state signees include three of the top four and five of the top 10 players off the Times' list of senior prospects — Randall (1), Hall (2), Hamilton (4), Humes (9) and Walton (10). Another in-state signee, highly-regarded linebacker Blake Warren, was named the Group AAA Defensive Player of the Year by the state high school coaches after helping Centreville High to the state AAA Division 6 championship. Warren's father, Don, spent 14 years in the National Football League with the Washington Redskins.

"If we can continue to recruit Virginia like this, we will remain a strong contender for the BIG EAST title," Beamer said. "And if we win the BIG EAST, that means we will compete for the national championship."

For the first time since 1988, the Hokies' incoming class does not include at least one player from Florida. Tech's out-of-state recruiting produced nine signees, two each from South Carolina, Maryland and Pennsylvania and one each from Arkansas, Oklahoma and California.

Included in the group are four all-state defensive linemen led by *Baltimore Sun* Defensive Player of the Year Jason Murphy, a 6-3, 255-pound end who is rated the No. 46 defensive player in the country by *G&W Recruiting* after posting 47 quarterback sacks during his final two seasons. The others are Hilton, 6-4, 240-pound Andrew Fleck from Edmond, Okla., and 6-4, 225-pound Brandon Frye of Myrtle Beach, S.C. The Hokies also nabbed 6-4, 230-pound linebacker Jordan Trott from nationally-ranked Loyola High School in Los Angeles.

"We are very pleased with the quality of the out-of-state players we have in this class," Beamer said. "The success we have enjoyed has opened some new doors."

With the early departure of sensational quarterback Michael Vick for the NFL, Tech signed three quarterbacks. Randall, who was ranked the No. 4 quarterback in the nation by *PrepStar* and the No. 46 offensive player in the country by *G&W*, is joined at the position by Will Hunt of Springdale, Ark., and Chris Clifton of Chesapeake, Va. Hunt led Springdale High to the Arkansas Class 5A finals as a junior and to the state semifinals as a senior. He is listed as the top quarterback in Arkansas by *SuperPrep*. Clifton, at 6-4, 200, is listed among the top athletes in the Atlantic Region by *PrepStar* and *Tom Lemming's Prep Football Report*. He was 23-2 as Deep Creek's starting quarterback and led the Hornets to the state AAA Division 5 championship game in 2000.

"It's no secret that we felt we had to bring in some quality quarterbacks this year," Beamer said. "We wanted athletic quarterbacks who can throw the football, and each of our three signees fit that mold."

Eighteen of the Hokies' 22 signees are 6-2 or taller and nine weigh 240 pounds or more. The biggest catch, size-wise, is Reggie Butler of Keswick, Va. Butler, an All-Central Virginia offensive lineman, is 6-foot-6 and weighs 310 pounds.

One member of the class — defensive lineman Tim Sandidge of Madison Heights, Va. — is a virtual newcomer to the sport. Sandidge posted over 70 tackles and earned second-team All-State honors last fall in just his second season of football.

"This class has everything — size, speed, quickness, good academics and versatility," Beamer said. "There are a lot of players in this group who have the ability to contribute at more than one position."

TECH IN THE NCAA RANKINGS

(Top 30 only)

Team Statistics

| | |
|--------------------------|-------------|
| Rushing | YPG |
| 5. Virginia Tech | 270.45 |
| Total Offense | YPG |
| 20. Virginia Tech | 426.36 |
| Scoring Offense | PPG |
| 5. Virginia Tech | 40.27 |
| Rushing Defense | YPG |
| 16. Virginia Tech | 99.30 |
| Total Defense | YPG |
| 27. Virginia Tech | 323.64 |
| Punt Return Yards | Avg. |
| 1. Virginia Tech | 18.23 |
| Interceptions | INT |
| T-3. Virginia Tech | 23 |
| Turnovers Gained | TOs |
| 14. Virginia Tech | 29 |

Individual Statistics

| | |
|-------------------------------|-------------|
| Rushing | YPG |
| 18. Lee Suggs | 109.73 |
| Interceptions | IPG |
| T-8. Willie Pile | .55 |
| T-19. Ronyell Whitaker | .45 |
| Punt Returns | Avg. |
| 2. André Davis | 22.00 |
| 16. Ronyell Whitaker | 14.41 |
| Scoring | PPG |
| 1. Lee Suggs | 15.27 |
| Points Responsible For | PPG |
| 10. Lee Suggs | 15.27 |

2000 START CHART

| | | | |
|-------------|-------------------------|-------------|-------------------------|
| Pos. | Offense (starts) | Pos. | Defense (starts) |
| SE | Emmett Johnson (12) | E | Lamar Cobb (12) |
| LT | Anthony Lambo (12) | T | Chad Beasley (11) |
| LG | Matt Lehr (12) | | Dan Wilkinson (1) |
| C | Steve DeMasi (12) | T | David Pugh (12) |
| RG | Josh Redding (12) | E | Nathaniel Adibi (12) |
| RT | Dave Kadela (12) | OLB | Phillip Summers (8) |
| TE | Browning Wynn (10) | | Nick Sorensen (4) |
| | Bob Slowikowski (2) | ILB | Jake Houseright (12) |
| QB | Michael Vick (10) | ILB | Ben Taylor (12) |
| | Dave Meyer (2) | FC | Ronyell Whitaker (7) |
| FB | Jarrett Ferguson (12) | | Eric Green (5) |
| TB | Lee Suggs (12) | FS | Willie Pile (12) |
| FL | André Davis (8) | ROV | Cory Bird (12) |
| | Ernest Wilford (4) | BC | Larry Austin (4) |
| | | | Ronyell Whitaker (5) |
| | | | Billy Hardee (3) |

Series vs. '01 Opponents

Connecticut

First Meeting

Western Michigan

First Meeting

Rutgers

Tech leads 8-3-0

| | | | |
|------|----|-----|----|
| 1920 | aL | 6- | 19 |
| 1953 | aL | 13- | 20 |
| 1992 | aL | 49- | 50 |
| 1993 | hW | 49- | 42 |
| 1994 | hW | 41- | 34 |
| 1995 | aW | 45- | 17 |
| 1996 | hW | 30- | 14 |
| 1997 | aW | 59- | 19 |
| 1998 | hW | 47- | 7 |
| 1999 | aW | 58- | 20 |
| 2000 | hW | 49- | 0 |

Central Florida

Tech leads 1-0-0

| | | | |
|------|----|-----|----|
| 2000 | aW | 44- | 21 |
|------|----|-----|----|

West Virginia

WVU leads 26-19-1

| | | | |
|------|----|-----|----|
| 1912 | hW | 41- | 0 |
| 1915 | aL | 0- | 19 |
| 1916 | nL | 0- | 20 |
| 1917 | nL | 3- | 27 |
| 1952 | aL | 7- | 27 |
| 1953 | nL | 7- | 12 |
| 1957 | aL | 0- | 14 |
| 1958 | nL | 20- | 21 |
| 1959 | aW | 12- | 0 |
| 1960 | nW | 15- | 0 |
| 1961 | aL | 0- | 28 |
| 1962 | nL | 0- | 14 |
| 1963 | aW | 28- | 3 |
| 1964 | hL | 10- | 23 |

| | | | |
|------|----|-----|----|
| 1965 | aL | 22- | 31 |
| 1966 | hT | 13- | 13 |
| 1967 | aW | 20- | 7 |
| 1968 | hW | 27- | 12 |
| 1973 | aL | 10- | 24 |
| 1974 | hL | 21- | 22 |
| 1975 | aL | 7- | 10 |
| 1976 | hW | 24- | 7 |
| 1977 | aL | 14- | 20 |
| 1978 | hW | 16- | 3 |
| 1979 | aL | 23- | 34 |
| 1980 | hW | 34- | 11 |
| 1981 | aL | 6- | 27 |
| 1982 | hL | 6- | 16 |
| 1983 | aL | 0- | 13 |
| 1984 | hL | 7- | 14 |
| 1985 | aL | 9- | 24 |
| 1986 | hW | 13- | 7 |
| 1987 | aL | 16- | 28 |
| 1988 | hL | 10- | 22 |
| 1989 | aW | 12- | 10 |
| 1990 | hW | 26- | 21 |
| 1991 | aW | 20- | 14 |
| 1992 | hL | 7- | 16 |
| 1993 | aL | 13- | 14 |
| 1994 | hW | 34- | 6 |
| 1995 | aW | 27- | 0 |
| 1996 | hW | 31- | 14 |
| 1997 | aL | 17- | 30 |
| 1998 | hW | 27- | 13 |
| 1999 | aW | 22- | 20 |
| 2000 | hW | 48- | 20 |

Boston College

Tech leads 6-2-0

| | | | |
|------|----|-----|----|
| 1993 | aL | 34- | 48 |
| 1994 | aW | 12- | 7 |
| 1995 | hL | 14- | 20 |
| 1996 | aW | 45- | 7 |
| 1997 | hW | 17- | 7 |
| 1998 | aW | 17- | 0 |
| 1999 | hW | 38- | 14 |
| 2000 | aW | 48- | 34 |

Syracuse

Series is tied 7-7-0

| | | | |
|------|----|-----|----|
| 1964 | aL | 15- | 20 |
| 1985 | hW | 24- | 14 |
| 1986 | aW | 26- | 17 |
| 1987 | hL | 21- | 35 |
| 1988 | aL | 0- | 35 |
| 1992 | aL | 9- | 28 |
| 1993 | hW | 45- | 24 |
| 1994 | aL | 20- | 28 |
| 1995 | hW | 31- | 7 |
| 1996 | aL | 21- | 52 |
| 1997 | hW | 31- | 3 |
| 1998 | aL | 26- | 28 |
| 1999 | hW | 62- | 0 |
| 2000 | aW | 22- | 14 |

Pittsburgh

Tech leads 7-1-0

| | | | |
|------|----|-----|----|
| 1993 | aW | 63- | 21 |
| 1994 | hW | 45- | 7 |
| 1995 | aW | 26- | 16 |
| 1996 | hW | 34- | 17 |
| 1997 | aL | 23- | 30 |
| 1998 | hW | 27- | 7 |
| 1999 | aW | 30- | 17 |
| 2000 | hW | 37- | 34 |

Temple

Tech leads *11-3-0

| | | | |
|------|-----|-----|----|
| 1934 | aL | 0- | 34 |
| 1984 | aW | 9- | 7 |
| 1986 | *nF | 13- | 29 |
| 1989 | hW | 23- | 0 |
| 1990 | aL | 28- | 31 |
| 1992 | aW | 26- | 7 |
| 1993 | hW | 55- | 7 |
| 1994 | hW | 41- | 13 |
| 1995 | nW | 38- | 16 |
| 1996 | hW | 38- | 0 |
| 1997 | aW | 23- | 13 |
| 1998 | hL | 24- | 28 |
| 1999 | aW | 62- | 7 |
| 2000 | hW | 35- | 13 |

*Temple forfeited a game due to an ineligible player.

Virginia

Tech leads 41-36-5

| | | | |
|------|----|-----|----|
| 1895 | aL | 0- | 38 |
| 1896 | aL | 0- | 44 |
| 1899 | aL | 0- | 28 |
| 1900 | aL | 5- | 17 |
| 1901 | hL | 0- | 16 |
| 1902 | aL | 0- | 6 |
| 1903 | nL | 0- | 21 |
| 1904 | nL | 0- | 5 |
| 1905 | aW | 11- | 0 |
| 1923 | aW | 6- | 3 |
| 1924 | hL | 0- | 6 |
| 1925 | aL | 0- | 10 |
| 1926 | hW | 6- | 0 |
| 1927 | aL | 0- | 7 |



Kevin McCadam (5) closes in on a Virginia runner.

| | | | |
|------|----|-----|----|
| 1928 | hW | 20- | 0 |
| 1929 | aW | 32- | 12 |
| 1930 | hW | 34- | 13 |
| 1931 | aT | 0- | 0 |
| 1932 | hW | 13- | 0 |
| 1933 | aT | 6- | 6 |
| 1934 | hW | 19- | 6 |
| 1935 | aT | 0- | 0 |
| 1936 | hW | 7- | 6 |
| 1937 | aW | 14- | 7 |
| 1938 | hL | 6- | 14 |
| 1939 | aW | 13- | 0 |
| 1940 | nW | 6- | 0 |
| 1941 | nL | 0- | 34 |
| 1942 | nW | 20- | 14 |
| 1945 | nL | 13- | 31 |
| 1946 | nT | 21- | 21 |
| 1947 | nL | 7- | 41 |
| 1948 | nL | 0- | 28 |
| 1949 | nL | 0- | 26 |
| 1950 | nL | 6- | 45 |
| 1951 | nL | 0- | 33 |
| 1952 | nL | 0- | 42 |
| 1953 | aW | 20- | 6 |
| 1954 | nW | 6- | 0 |
| 1955 | nW | 17- | 13 |
| 1956 | nW | 14- | 7 |
| 1957 | nL | 7- | 38 |
| 1958 | nW | 22- | 13 |
| 1959 | nW | 40- | 14 |
| 1960 | nW | 40- | 6 |
| 1961 | nW | 20- | 0 |
| 1962 | nW | 20- | 15 |
| 1963 | nW | 10- | 0 |
| 1964 | aL | 17- | 20 |
| 1965 | hW | 22- | 14 |
| 1966 | aW | 24- | 7 |
| 1970 | hL | 0- | 7 |
| 1971 | aW | 6- | 0 |
| 1972 | aL | 20- | 24 |
| 1973 | hW | 27- | 15 |
| 1974 | aL | 27- | 28 |
| 1975 | hW | 24- | 17 |
| 1976 | aW | 14- | 10 |
| 1977 | hT | 14- | 14 |
| 1978 | aL | 7- | 17 |
| 1979 | aL | 18- | 20 |
| 1980 | hW | 30- | 0 |
| 1981 | aW | 20- | 3 |
| 1982 | hW | 21- | 14 |
| 1983 | aW | 48- | 0 |
| 1984 | hL | 23- | 26 |
| 1985 | aW | 28- | 10 |
| 1986 | hW | 42- | 10 |
| 1987 | aL | 13- | 14 |
| 1988 | hL | 10- | 16 |
| 1989 | aL | 25- | 32 |
| 1990 | hW | 38- | 13 |
| 1991 | aL | 0- | 38 |
| 1992 | hL | 38- | 41 |
| 1993 | aW | 20- | 17 |
| 1994 | hL | 23- | 42 |
| 1995 | aW | 36- | 29 |
| 1996 | hW | 26- | 9 |
| 1997 | aL | 20- | 34 |
| 1998 | hL | 32- | 36 |
| 1999 | aW | 31- | 7 |
| 2000 | hW | 42- | 21 |

Miami

Miami leads 13-5-0

| | | | |
|------|---------|-----|----|
| 1953 | aL | 0- | 26 |
| 1966 | nL | 7- | 14 |
| 1967 | hL | 7- | 14 |
| 1968 | aL | 8- | 13 |
| 1974 | aL | 7- | 14 |
| 1980 | nL | 10- | 20 |
| 1981 | aL | 14- | 21 |
| 1982 | hL | 8- | 14 |
| 1987 | aL | 13- | 27 |
| 1992 | hL | 23- | 43 |
| 1993 | aL | 2- | 21 |
| 1994 | aL | 3- | 24 |
| 1995 | hW | 13- | 7 |
| 1996 | aW | 21- | 7 |
| 1997 | hW | 27- | 25 |
| 1998 | aW (ot) | 27- | 20 |
| 1999 | hW | 43- | 10 |
| 2000 | aL | 21- | 41 |



Matt Wincek is expected to play a prominent role on the offensive line in 2001.

Virginia Tech Coaches




Frank Beamer
Head Coach



Billy Hite
Associate Head Coach
and Running Backs
Coach



Rickey Bustle
Offensive Coordinator
and Quarterbacks Coach



Bud Foster
Defensive Coordinator
and Inside Linebackers
Coach



Bryan Stinespring
Assistant Head Coach
and Offensive Line
Coach



Tony Ball
Wide Receivers Coach



Jim Cavanaugh
Strong Safety and
Outside Linebackers
Coach



Danny Pearman
Tight Ends and
Offensive Tackles Coach



Lorenzo Ward
Defensive Backfield
Coach



Charley Wiles
Defensive Line Coach

Football Support Staff



John Ballein
Associate A.D.
for Football
Operations



Diana Clark
Executive Secretary
To Coach Beamer



Bruce Garnes
Administrative
Assistant



Mike Gentry
Assistant A.D.
for Athletic
Performance



Mike Goforth
Athletic Trainer



Bill Houseright
Graduate Assistant



Lester Karlin
Equipment Manager



Dr. Duane Lagan
Team Physician



Chris Malone
Graduate Assistant




Lisa Marie
Football Program
Support Technician



Sonny Sano
Strength &
Conditioning
Assistant

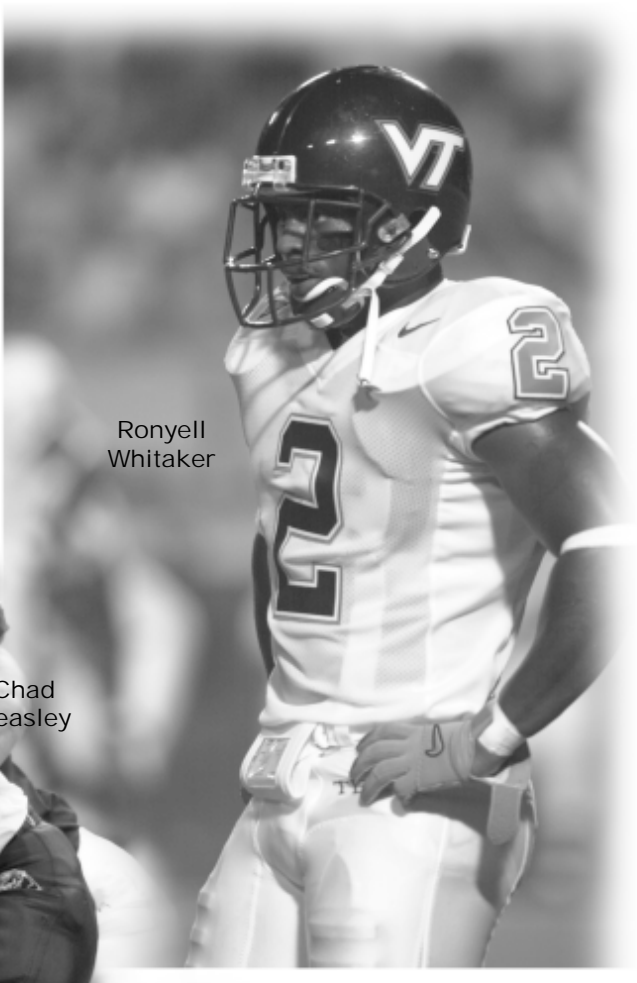


Kristie Verniel
Football Program
Support Technician




Nathaniel Adibi


Chad Beasley



Ronyell Whitaker



Browning Wynn



Emmett Johnson