



BOSTON COLLEGE



Game Information

Date	Saturday, October 7
Kickoff Time	7:15 p.m.
Location	Chestnut Hill, Mass.
Venue	Alumni Stadium
Capacity	44,500
Surface	AstroTurf
Broadcast	ESPN2
Internet	WatchESPN.com
Radio	BC IMG Sports Network (850 AM WEEI)
Live Stats	BCEagles.com

The Teams



Record	Record
2-3, 0-2 ACC	4-1, 0-1 ACC
Ranking: NR	Ranking: 16/19
Points/Game: 17.6	Points/Game: 35.4
Rush Yds/Game: 159.2	Rush Yds/Game: 192.6
Rushing TDs: 4	Rushing TDs: 9
Pass Yds/Game: 159.0	Pass Yds/Game: 281.6
Passing TDs: 6	Passing TDs: 12
Total Off./Game: 318.2	Total Off./Game: 474.2
Total Def./Game: 413.0	Total Def./Game: 315.4

Team Leaders

RUSHING	RUSHING
#32 Jon Hilliman (87-325, 2 TD, 65.0 ypg)	#34 Travon McMillian (38-191, 1 TD, 38.2 ypg)
PASSING	PASSING
#13 Anthony Brown (89-162, 54.9%, 6 TD, 7 INT, 148.6 ypg)	#117 Josh Jackson (104-159, 65.4 %, 12 TD, 3 INT, 275.6 ypg)
RECEIVING	RECEIVING
#9 Kobay White (19-187, 0 TD, 37.4 ypg)	#5 Cam Phillips (41-597, 5 TD, 119.4 ypg)
DEFENSE	DEFENSE
#8 Will Harris (43 tackles, 3.0 TFL)	#49 Tremaine Edmunds (42 tackles, 4.5 TFL, 1.5 sacks, 2 FF)

Inside the Series

Overall: 8-17-0	BC vs. current ACC: 96-152-4
Chestnut Hill: 4-8	9-16-2 vs. CU, 4-3 vs. DU, 4-11 vs. FSU, 2-7 vs. GT, 3-6 vs. UL, 5-24 vs. UM, 2-5 vs. UNC, 9-5 vs. NCST, 13-17 vs. Pitt, 19-31 vs. SU, 5-0 vs. UVA, 8-17 vs. VT, 13-10-2 vs. WF
Blacksburg: 4-7	
Neutral: 0-2	
BC All-Time Record: 654-484-37	

BC Athletic Communications

Jason Baum, Associate AD | Communications
j.baum@bc.edu | 201-966-6338 | @JasonBaumPR

Emily Iannaconi, Communications Assistant
iannacoe@bc.edu | 908-596-0063

No. 16 Virginia Tech (4-1, 0-1) at Boston College (2-3, 0-2)

#VTvsBC

Saturday, Oct. 7 • 7:15 p.m. • ESPN2 • ESPN App
Alumni Stadium (44,500) • Chestnut Hill, Mass.

The Game

- For the first time since 2014, Boston College plays under the lights in a Saturday primetime home game as the Eagles host No. 16 Virginia Tech.
- ESPN2 has broadcast coverage of the game with Mike Corey (play-by-play), Ahmad Brooks (color analyst) and Roddy Jones (field analyst) on the call. Kickoff is set for 7:15 p.m.
- Coverage on the Boston College IMG Sports Network begins at 6:45 p.m. with Jon Meterparel, Pete Cronan and Scott Mutrym. Fans can listen to the game locally on WEEI 850 AM, nationally on TuneIn and on Sirius channel 134 and XM channel 193.
- Boston College looks for its second straight win after last week's 28-8 victory at home against Central Michigan while Virginia Tech looks to rebound after dropping its first game of the year at home to No. 2 Clemson (31-17) a week ago.
- The Eagles ran for a season-high 224 yards in the victory over Central Michigan last week at Alumni Stadium.

The Series

- Boston College and Virginia Tech meet for the 26th time in series history Saturday night at Alumni Stadium. The two teams have met every year since 1993 except for 2004.
- The Hokies lead the series 17-8 and are 8-4 all-time against BC in Chestnut Hill.
- The old BIG EAST rivals first met as conference foes in 1993 as BC captured a 48-34 victory over the No. 25 Hokies.
- In the BIG EAST, BC was 3-8 against Virginia Tech. The two schools first met as ACC rivals in 2005 as the third-ranked Hokies captured a 30-10 victory in Blacksburg.
- In ACC play, Virginia Tech is 9-5 against BC as the two teams have split the last four meetings.
- The last win for BC in the series was a 33-31 win at Virginia Tech in 2014 while the last home win against the Hokies was a 34-27 victory in Steve Addazio's first season as head coach of the Eagles in 2013.

- The longest winning streak for BC in the series is two games (two times) while Virginia Tech won seven consecutive meetings from 1996-2002.
- The most points scored by BC in series play occurred in the first meeting between the two schools (48) in 1993. Virginia Tech scored 49 last year against BC, the most of any Hokie team in the series.
- The two teams met twice in the ACC Championship Game in 2007 and 2008. The Hokies won both title game matchups, including a 30-16 win in Jacksonville in 2007 followed by a 30-12 victory in Tampa in the 2008 ACC Championship.
- One of the most memorable wins in BC history came on Oct. 25, 2007 as Matt Ryan led a fourth quarter comeback with 14 unanswered points as the third-ranked Eagles defeated the 11th-ranked Hokies 14-0 in Blacksburg.
- BC is 5-12 in the series against nationally-ranked Hokie teams. The last win for BC when VT was ranked was a 28-23 victory over the 17th-ranked Hokies in 2008.

Boston College Schedule & Results

Overall	2-3
ACC	0-2
Non-conference	2-1
Home	1-2
Away	1-1
Neutral	0-0

Date	Opponent (TV)	Time/Result
Sept. 1	at Northern Illinois (CBS SN)	W, 23-20
Sept. 9	Wake Forest* (ACC Network Extra)	L, 34-10
Sept. 16	Notre Dame (ESPN)	L, 49-20
Sept. 23	at No. 2 Clemson* (ESPN2)	L, 34-7
Sept. 30	Central Michigan (ACC Network Extra)	W, 28-8
Oct. 7	No. 16 Virginia Tech* (ESPN2)	7:15 p.m.
Oct. 14	at Louisville*	TBA
Oct. 21	at Virginia*	TBA
Oct. 27	Florida State* (ESPN)	8 p.m.
Nov. 11	NC State*	TBA
Nov. 18	at Connecticut % (CBS SN)	7 p.m.
Nov. 25	at Syracuse*	TBA

*Denotes ACC game
% at Fenway Park (Boston, Mass.)

On The Air

Television

- ESPN2
Mike Corey (play-by-play)
Ahmad Brooks (color analyst)
Roddy Jones (field analyst)



Radio

- BC IMG Sports Network
Jon Meterparel (play-by-play)
Pete Cronan (color analyst)
Scott Mutrym (sideline reporter)



Satellite Radio


- Sirius channel 134
- XM channel 193
- Sirius XM Internet 955



Online

- ESPN App, WatchESPN.com



<u>Monday</u>	<u>Tuesday</u>	<u>Wednesday</u>	<u>Thursday</u>	<u>Friday</u>	<u>Saturday</u>	<u>Sunday</u>
<p>Steve Addazio Press Luncheon Noon Conte Forum Media Suite</p>	<p>Practice 8:30-10:30 a.m. First 20 minutes open to media; Interviews after practice with Addazio on the field and requested players at 11:45 a.m. inside the Conte Forum Media Suite</p>	<p>Practice 9:30-11:30 a.m. First 20 minutes open to media; Interviews after practice with requested players</p> <p>ACC Teleconference - 12:20 p.m. Steve Addazio on ACC weekly teleconference; call-in: 913-312-0696</p>	<p>No Media Availability</p>	<p>No Media Availability</p>	<p>Boston College vs. Virginia Tech 7:15 p.m. </p>	<p>No Media Availability</p>

Boston College Athletic Communications Services

BOSTON COLLEGE ATHLETIC COMMUNICATIONS

The Boston College Athletic Communications Office is available to assist you with coverage of the BC football program. The primary media contact for the Boston College football program is Jason Baum.

The Athletic Communications Office is located on the second level of Conte Forum. For information regarding credentials, interviews, statistics, press conferences, etc., please call the BC Athletic Communications Office at 617-552-3004, visit CollegePress-Box.com or e-mail Baum at j.baum@bc.edu.

To assist in your coverage throughout the year, please read the media information on this page. Briefly, all interviews must be arranged through the Communications Office at least one day in advance and all players, coaches and support staff will not take part in an interview unless scheduled by the BC Communications Office.

STEVE ADDAZIO WEEKLY NEWS CONFERENCE

Steve Addazio's weekly news conference is held at noon Monday of each game week at the Conte Forum Media Suite. Lunch is served immediately following the news conference. The transcript will be sent out and available on bceagles.com later in the day along with live video of the news conference on BCEagles.com.

STEVE ADDAZIO MEDIA OPPORTUNITIES

For those who cannot attend the Monday press conference, the head coach will be available for short interviews after practice on Tuesday. He is also available on the ACC teleconference each Wednesday during the season at 12:20 p.m. Transcripts are made available through the ACC. ACC Teleconference Call-In: 913-312-0696

STUDENT-ATHLETE INTERVIEWS

The final 15 minutes of practice on Tuesdays and Wednesdays is open to the media. Players are made available for interviews following practice. The starting quarterback will speak after practice on Tuesdays.

An attempt is made for telephone interviews for media outside the Boston area if arranged in advance with the BC Communications office. No player interviews are allowed on Friday of game week.

FOOTBALL MEDIA CONTACT

Jason Baum | j.baum@bc.edu | (0) 617-552-0504 | (C)201-966-6338

MEDIA CREDENTIALS

All media credential requests must be submitted via www.sportssystem.com/bostoncollege.

Admittance to the Alumni Stadium Press Box is limited to working media members only. Credential requests must be made through BC's credentialing website.

Please request credentials at least two weeks in advance of the game to permit sufficient time for mailing. Media credentials which cannot be mailed will be left at Media Will Call (Media Entrance) at Gate C of Conte Forum.

Working space in the Alumni Stadium Press Box is allotted on the following basis: (1) daily newspaper writers covering for next-day publication; (2) sports editors of newspapers in New England; (3) radio personnel for broadcast originations; (4) official school student daily newspaper; (5) approved special coverage; (6) press and TV working photographers; (7) weekly press representatives; non-originating radio representatives of AM news stations; and Internet writers for sites affiliated with established, national-

ly-recognized media outlets will be considered on a game-by-game basis as space permits. Visiting freelance and amateur photographers are not eligible for media credentials.

PHOTOGRAPHERS

Sideline photographers and media members must follow NCAA guidelines, which prohibit entry to the bench areas.

PARKING

Media parking is located in the Commonwealth Avenue parking garage. Use the intersection of St. Thomas More Road and Commonwealth Avenue, Chestnut Hill, MA 02467. From St. Thomas More Road, take Campanella Way to the Commonwealth Avenue Garage. You should request your parking at the same time you request your game credential. If time permits, both will be mailed to you. There is no day-of-game media parking list and therefore members of the media must have a media parking credential in advance of the game.

PRESS BOX SERVICES

Complete NCAA statistics, play-by-play, and quote sheets from both teams are all regular services on gameday. Upon your arrival, you will receive a press folder with a game program, flip card, updated stats and game day notes. The press box has wireless Internet access. Login information will be provided on gamedays.

POST-GAME INTERVIEWS

Steve Addazio and players, following the designated cooling off period, will be made available after each game to members of the media. Addazio's press conference will take place in the Barber Room of the Yawkey Center, which is located opposite the playing field from the press box.

With approximately five minutes remaining in the game, members of the media will be escorted across the field towards the Yawkey Center.

Boston College's locker room is closed to the media. Select players will be made available in the Barber Room following Addazio's press conference. The visiting team's press conference will be held in the Conte Forum Media Center. A member of the Boston College Athletic Communications office will escort the visiting media to the Conte Forum Media Center.

COLLEGEPRESSBOX.COM

Collegepressbox.com is the official media website for ACC football. Access and download weekly game notes, quotes, statistics, media guides and more for the conference and each of the member schools throughout the season. Login information will be distributed to accredited media, or you can apply for a password by sending an e-mail to password@collegepressbox.com.

-  **@BCFootball**
-  **@BCFootball**
-  **BostonCollegeFootball**
-  **@BCAthletics**



The Steve Addazio File

Birthdate: June 1, 1959
Hometown: Farmington, Conn.
College: Central Conn. St. (B.A., Physical Education, 1981)
Central Conn.St. (M.A., Physical Education, 1985)
Wife: Kathleen Donoghue
Children: Nicole, Jessica, Louie

Coaching Career

1985-87
 Western Connecticut State, Offensive Line/Recruiting Coordinator
 1988-94
 Cheshire (Conn.) HS, Head Coach
 1995-96
 Syracuse, Tight Ends/Assistant Offensive Line
 1997-98
 Syracuse, Offensive Line
 1999-2001
 Notre Dame, Offensive Line (Tackles & Tight Ends)/Special Teams
 2002-03
 Indiana, Offensive Line
 2004
 Indiana, Offensive Coordinator/Offensive Line
 2005-06
 Florida, Offensive Line (Tackles & Tight Ends)
 2007-08
 Florida, Offensive Line
 2008
 Florida, Assistant Head Coach/Offensive Line
 2009
 Florida, Assistant Head Coach/Offensive Coordinator/Offensive Line
 2010
 Florida, Associate Head Coach/Offensive Coordinator/Offensive Line
 2011-12
 Temple, Head Coach
 2013-present
 Boston College, Head Coach

Steve Addazio was named Boston College's 35th head football coach in December of 2012 and wasted no time making his mark on the program. Addazio took over an Eagles program that had suffered back-to-back losing seasons for the first time in 14 years (including a 2-10 mark in 2012) and engineered a remarkable turnaround. In what were supposed to be rebuilding years, Addazio led the Eagles to back-to-back seven-win seasons and two consecutive bowl games.

Addazio is the second coach in Boston College history to lead the Eagles to three bowls in the first four seasons as head coach, joining Jack Bicknell. The Eagles closed out the 2016 season with three consecutive wins, including a 36-30 win over Maryland in the Quick Lane Bowl. It was the first bowl win for Boston College since 2007.

In 2016, Boston College ranked as one of the nation's top defenses the entire season. The Eagles ranked on eight top-10 lists nationally, including ninth in total defense (314.2 yards/game), second in sacks (3.62 sacks/game) and 10th in turnovers gained (27).

Three players earned All-ACC honors including second team selection Harold Landry, who led the nation in sacks (16.5) and forced fumbles. Landry was a finalist for the Ted Hendricks National Defensive End of the Year award and earned Second Team All-America honors from the Walter Camp Football Foundation and the Associated Press.

John Johnson and Matt Milano were selected in the 2017 NFL Draft, marking the fourth consecutive year under Addazio that at least two Eagles were selected in the NFL Draft. In all, 11 players who have played for Addazio at Boston College have heard their names called at the NFL Draft.

When Addazio took over the BC football program in 2013, the team had won a total of six games the previous two seasons; BC fans knew the rebuilding process would take time, but few would have predicted the Eagles would receive back-to-back bowl invitations in Addazio's first two years as head coach. Although Addazio's youthful 2015 team was plagued by injuries and

finished with a 3-9 record, it was led by the nation's top defense and came within a touchdown of winning five additional games.

During the 2013 season, running back Andre Williams led the nation in rushing, earned the Doak Walker Award as the nation's premier running back and took a trip to New York as one of six finalists for the Heisman Trophy. Williams, a consensus All-America selection, finished the season ranked fifth among all FBS running backs in the history of college football in single-season rushing yards with 2,177.

In 2014, the Eagles were picked by media to finish fifth in the ACC's Atlantic Division but surprised many by posting a second consecutive seven-win season and, in fact, falling a few yards and several plays short of finishing with a 10-2 mark.

Addazio's coaching pedigree includes 15 postseason bowl games (including six BCS bowl games) and two national titles while on the coaching staff at the University of Florida (a 41-14 win over Ohio State on Jan. 8, 2007 in Glendale, Ariz., and a 24-14 win over Oklahoma on Jan. 8, 2009 in Miami, Fla.).

Prior to his arrival in Chestnut Hill, Addazio led the Temple University Owls in a two-year period of success, transition and growth. Addazio coached the Owls to a nine-win campaign and a bowl victory for the first time in 32 seasons in his first year as head coach.

Prior to leading the Owls, Addazio spent six seasons (2005-10) at Florida under head coach Urban Meyer, serving as offensive coordinator in 2009-10 and interim head coach from Dec. 2009 to July 2010. During his tenure in Gainesville, the Gators participated in six postseason bowls and won two BCS national championships.

Born June 1, 1959, Addazio is married to the former Kathleen Donoghue. They have three children - Nicole, Jessica and Louie.

Steve Addazio Year-by-Year Record

Year	School	Overall Record	Notes
2011	Temple	9-4	First bowl victory for Temple in 32 years
2012	Temple	4-7	
2013	Boston College	7-6	Advocare V100 Independence Bowl
2014	Boston College	7-6	New Era Pinstripe Bowl
2015	Boston College	3-9	
2016	Boston College	7-6	First BC bowl victory since 2007
2017	Boston College	2-3	
CAREER TOTALS (7th year)		39-41	
BC Record (5th year)		26-30	
Temple Record (two years)		13-11	

ACC Standings & Upcoming Games

Atlantic

	ACC	Pct.	Overall	Pct.
Clemson	3-0	1.000	5-0	1.000
NC State	2-0	1.000	4-1	.800
FSU	1-1	.500	1-2	.333
Louisville	1-1	.500	4-1	.800
Wake Forest	1-1	.500	4-1	.800
Syracuse	0-1	.000	2-3	.400
Boston College	0-2	.000	2-3	.400

Coastal

	ACC	Pct.	Overall	Pct.
Georgia Tech	2-0	1.000	3-1	.750
Miami	1-0	1.000	3-0	1.000
Duke	1-1	.500	4-1	.800
Virginia	0-1	.000	3-1	.750
Virginia Tech	0-1	.000	4-1	.800
Pittsburgh	0-1	.000	2-3	.400
North Carolina	0-3	.000	1-4	.200

Thursday, October 5

Louisville at NC State, ESPN 8:00 p.m.

Saturday, October 7

Wake Forest at Clemson, ESPN2 Noon
 Duke at Virginia, ACC Network 12:20 p.m.
 Pittsburgh at Syracuse, CHSS 12:30 p.m.
 Miami at Florida State, ESPN 3:30 p.m.
 Notre Dame at North Carolina, ABC 3:30 p.m.
 Virginia Tech at Boston College, ESPN2 7:15 p.m.

National Rankings

Associated Press		Coaches Poll	
1. Alabama(44)	5-0	1. Alabama (58)	5-0
2. Clemson (17)	5-0	2. Clemson (6)	5-0
3. Oklahoma	4-0	3. Oklahoma	4-0
4. Penn State	5-0	4. Penn State	5-0
5. Georgia	5-0	5. Washington	5-0
6. Washington	5-0	6. Georgia	5-0
7. Michigan	4-0	7. Michigan	4-0
8. TCU	4-0	8. Wisconsin	4-0
9. Wisconsin	4-0	9. Ohio State	4-1
10. Ohio State	4-1	10. TCU	4-0
11. Washington State	5-0	11. Washington State	5-0
12. Auburn	4-1	12. Miami	3-0
13. Miami	3-0	13. Auburn	4-1
14. USC	4-1	14. Oklahoma State	4-1
15. Oklahoma State	4-1	15. USC	4-1
16. Virginia Tech	4-1	16. South Florida	5-0
17. Louisville	3-1	17. Louisville	4-1
18. South Florida	5-0	18. Utah	4-0
19. San Diego State	5-0	19. Virginia Tech	4-1
20. Utah	4-0	20. Florida	3-1
21. Notre Dame	4-1	21. San Diego State	5-0
22. Florida	3-1	22. Notre Dame	4-1
23. West Virginia	3-1	23. West Virginia	3-1
24. NC State	4-1	24. NC State	4-1
25. UCF	3-0	25. UCF	3-0

Inside the Series

- Boston College has five wins over Virginia Tech when the Hokies entered the game in the national rankings.
- At home, BC is 3-7 all-time against the Hokies at Alumni Stadium when Virginia Tech has been ranked.
- BC is 30-103-1 all-time against ranked opponents.

Results Against Ranked VT Teams

Date	Rank	Location	Result
10/22/11	11	VT	L, 30-14
10/10/09	5	VT	L, 48-14
10/18/08	17	BC	W, 28-23
12/1/07	6	Jacksonville	L, 30-16
10/25/07	8	VT	W, 14-10
10/12/06	22	BC	W, 22-3
10/27/05	3	VT	L, 30-10
10/10/02	4	BC	L, 28-23
10/20/01	6	VT	L, 34-20
9/30/00	4	BC	L, 48-34
11/26/99	2	VT	L, 48-14
10/8/98	17	BC	L, 17-0
10/11/97	23	BC	L, 17-7
9/14/96	19	BC	L, 45-7
9/7/95	20	VT	W, 20-14
9/17/94	18	BC	L, 12-7
11/6/93	25	BC	W, 48-34

119th Season of Boston College Football

- The 119th season of Boston College football began with a 23-20 victory at Northern Illinois on Sept. 1. All-time, BC is 654-484-37 in 1,175 games.
- BC is 36th in NCAA history with 654 victories. The Eagles are one of eight ACC schools ranked in the top 40 all-time in victories.

Defending the Pass

- Boston College is allowing just 154.0 passing yards per game, its fewest yards allowed through the air per game since 1992 (152.9 yards per game).
- BC is 12th nationally in passing yards allowed and first in the ACC.
- Boston College's starting secondary of free safety Lukas Denis, strong safety Will Harris and cornerbacks Kamrin Moore and Isaac Yiadom is off to a tremendous start in 2017.

NCAA Fewest Passing Yards Allowed

Team	Yards Per Game
1. UTSA	121.0
2. Tennessee	129.2
3. Air Force	133.8
4. Michigan	134.0
5. Auburn	142.4
6. Vanderbilt	143.2
7. Washington State	146.6
8. Idaho	151.5
9. Michigan State	152.3
10. Georgia	153.6
11. Washington	153.8
12. Boston College	154.0

Ball Hawks in the Back End

- Boston College has seven interceptions in five games, which is tied for 10th in the country. The Eagles have at least one interception in every game this season except against Wake Forest.
- BC is second in the ACC in interceptions behind only Duke (8).

NCAA Team Interceptions Leaders

Team	Interceptions
1. USF	14
2. Utah	9
Central Michigan	9
4. San Diego State	8
Duke	8
Washington	8
Alabama	8
New Mexico State	8
Southern California	8
10. Boston College	7
Wisconsin	7
Utah State	7
Texas	7
Penn State	7
Stanford	7
Colorado State	7
California	7
Oregon	7

Stingy Pass Defense

- Opponents have had a tough time completing passes against the BC pass defense in 2017. The Eagles rank fourth nationally in passing efficiency defense as opponents have only a 90.64 pass efficiency rate.

NCAA Pass Efficiency Defense Leaders

Team	Passing Efficiency Defense
1. UTSA	73.87
2. Michigan	87.55
3. USF	89.2
4. Boston College	90.64
5. Michigan State	94.05

Look Out for Lukas

- Junior Lukas Denis has made a flawless transition from cornerback to free safety in 2017. The Everett native is tied for the national lead with five interceptions this season.
- Denis finished with a game-high and new career-high with 13 tackles in the Clemson game. He also forced a fumble against the second-ranked Tigers and had one interception.
- In the Sept. 30 victory over Central Michigan, Denis recorded the first two-interception game of his career.
- Denis is eighth nationally and first in the ACC with 1.8 pass breakups per game as well.

NCAA Interception Leaders

Player, Team	Interceptions
1. Lukas Denis, Boston College	5
Jalen Davis, Utah State	5
3. Deshon Elliott, Texas	4
Demetrius Monday, Kent State	4
Justin Reid, Stanford	4

NCAA Passes Defended Leaders

Player, Team	Passes Defended Per Game
1. Mike Hughes, UCF	2.3
2. Jalen Davis, Utah State	2.0
Mazzi Wilkins, USF	2.0
Joshua Jackson, Iowa	2.0
Bradd Ellis, Ohio	2.0
Denzel Ward, Ohio State	2.0
8. Lukas Denis, Boston College	1.8
Levi Wallace, Alabama	1.8
Uchenne Nwosa, USC	1.8
Arrion Springs, Oregon	1.8

Watch Out for Walker

- Junior wide receiver Michael Walker has been all over the field for the Eagles through five games this season. The Naples, Fla., native leads BC with 130.2 all-purpose yards per game and is third on the team with 13 receptions. Walker is also among the national leaders in kickoff returns and punt returns.
- In punt returns, Walker is ninth nationally and first in the ACC with an average of 18.1 yards per return.
- Walker is eighth in the ACC with 130.2 all-purpose yards per game.
- Walker is 45th nationally and fifth in the conference in kickoff returns (23.4 yards per return).
- Against Central Michigan, Walker registered 128 punt return yards - including 124 in the first half - the fourth-best single-game total in BC history. It was the most punt return yards in a game since Ed Rideout finished with 131 punt return yards against Holy Cross in 1970. He finished the game with 135 all-purpose yards.

Yards	Name (Year)	Opponent
166	Kelvin Martin (1985)	Holy Cross
136	Kelvin Martin (1986)	SMU
131	Ed Rideout (1970)	Holy Cross
128	Michael Walker (2017)	Central Michigan
109	Spiffy Evans (2012)	Maryland

- Walker setup BC's first touchdown of the game with a career-long 61-yard punt return. Last week at No. 2 Clemson, Walker's previous career-long of 27 yards also set up a BC touchdown.
- Walker had the second-longest punt return of his career on his second return of the day with a 33-yard return. BC scored on the drive as true freshman running back AJ Dillon scored his second career touchdown (first at Alumni Stadium) to give BC a 14-2 lead.
- Walker's 29-yard punt return put BC in position for BC's third touchdown as BC started the drive on the CMU 17-yard line. Hilliman scored his second touchdown of the game to extend the BC lead to 21-8.
- Over the last two games at No. 2 Clemson and against Central Michigan, BC had four scoring drives ending in touchdowns came after Walker got things started with a punt return of 27 yards or longer.

Strong at Safety

- Boston College junior strong safety Will Harris leads the Eagles with 43 tackles in 2017.
- Harris is fourth in the ACC with 8.6 tackles per game, which ranks 48th nationally.

Keeping the Flags off The Field

- Boston College ranks among the national leaders in fewest penalties, fewest penalties per game and fewest penalty yards per game.
- BC ranks 13th in the nation and fifth in the ACC with just 35.4 penalty yards per game this season.
- The Eagles are committing just 4.40 penalties per game, the 18th-best mark in the nation and fourth in the ACC.

Schwab Stepping Up

- Boston College senior linebacker Ty Schwab is third on the team with 40 tackles through five games. Even more impressive, the Florida native has been the one steady force at the position with injuries to Connor Strachan and Max Richardson.
- Against defending National Champion Clemson, Schwab set career-highs in tackles (11) and sacks (1.5).
- Schwab has played in 22 consecutive games, including 18 starts, at weakside linebacker.

Zach Attack

- Boston College junior defensive end Zach Allen has quietly become one of the top defensive ends in the ACC. The Connecticut native is second on the team with 41 total tackles and is tied for the team lead with five tackles for loss and leads BC with three sacks.
- Allen recorded two TFLs, one sack and his first career interception in the 28-8 win over Central Michigan on Sept. 30.

20 Completions, 100-Yard Rusher

- For only the second time in the Steve Addazio era, Boston College had a quarterback with 20-plus completions along with a 100-yard rusher in the same game Sept. 16 against Notre Dame.
- Redshirt freshman quarterback Anthony Brown finished 24-of-40 passing for 215 yards with two touchdowns and two interceptions against the Fighting Irish while junior running back Jon Hilliman rushed for 122 yards on 22 carries.
- In Addazio's first game at BC, Chase Rettig was 23-of-30 passing for 285 yards and two touchdowns while Andre Williams rushed for 114 yards on 23 carries and a touchdown in a 24-14 win against Villanova (8/31/13).

Three-Headed Monster

- Boston College has been one of the best teams in the nation in all three phases of the kicking game so far in 2017.
- Junior place-kicker Colton Lichtenberg is 6-for-9 on field goals this season and ranks 46th nationally with 1.2 field goals per game.
- Senior place-kicker Max Schulze-Geisthovel has 14 touchbacks on 22 kickoffs this season. The 63.5% rate for touchbacks is 32nd nationally. BC ranks fourth in the ACC allowing just 18.7 yards per kick return.
- Senior punter Mike Knoll has averaged 40.8 yards per punt, but 20 of the punts have pinned opponents inside the 20-yard line. Against Clemson, Knoll had six punts inside the 10-yard line, including three pinned inside the Tigers' six.

#EAGLESINTHENFL

Anthony Castonzo	Indianapolis	OT
Emmett Cleary	Detroit	OT
Kasim Edebali	Denver	LB
Mark Herzlich	NY Giants	LB**
John Johnson	LA Rams	DB
Josh Keyes	Atlanta	LB**
Luke Kuechly	Carolina	LB
Brian Mihalik	Detroit	OT
Matt Milano	Buffalo	LB
Ifeanyi Momah	Arizona	TE
Kevin Pierre-Louis	Kansas City	LB
Ryan Quigley	Minnesota	P
Kaleb Ramsey	San Francisco	DT
Matt Ryan	Atlanta	QB
Justin Simmons	Denver	SS
John Wetzel	Arizona	OT
Andre Williams	LA Chargers	RB*

*Practice Squad

**Injured Reserve

BC IN THE ACC/NCAA STATISTICAL RANKINGS

Team Rankings		
Category	NCAA/ACC	Actual
Rushing Offense	70/9	159.2
Passing Offense	115/13	159.0
Total Offense	116/13	318.2
Scoring Offense	117/14	17.6
Passing Efficiency	122/14	94.68
Rushing Defense	122/14	259.0
Pass Defense	12/1	154.0
Pass Efficiency Defense	4/1	90.64
Total Defense	88/12	413.0
Scoring Defense	86/12	29.0
Net Punting	80/6	36.95
Punt Returns	11/2	18.07
Kickoff Returns	58/9	21.20
Kickoff Return Defense	47/4	18.71
Turnover Margin	102/13	-0.80
Sacks Per Game	77/11	1.80
Sacks Allowed	12/1	1.00
Third-Down Conversion Pct. Defense	71/10	0.386
First Down Defense	79/11	97
Fumbles Recovered	105/11	1
Time of Possession	86/12	28:52

Player Rankings		
Pass Efficiency		
Anthony Brown	115/13	97.0
Passing Yards		
Anthony Brown	87/12	743
Passing Yards Per Completion		
Anthony Brown	119/13	8.35
Total Offense		
Anthony Brown	108/12	154.0
Points Responsible For		
Anthony Brown	148/18	36
Rushing Yards Per Game		
Jon Hilliman	97/12	65.00
AJ Dillon	122/13	59.6
Kickoff Returns		
Michael Walker	45/5	23.4
Field Goal Percentage		
Colton Lichtenberg	66/7	0.667
Field Goals Per Game		
Colton Lichtenberg	46/8	1.20
Interceptions Per Game		
Lukas Denis	1/1	1.0
All-Purpose Yards		
Michael Walker	33/8	130.20
Receptions Per Game		
Kobay White	158/18	3.8

Freshmen Combo At QB and Center

- Boston College is the only school in the country with freshmen starting at center and quarterback. True freshman Ben Petrula made his first career start at center vs. Wake Forest after senior captain Jon Baker was lost for the year with a knee injury.
- Anthony Brown has just five career starts at quarterback as the redshirt freshman made his first career start in the season opener at Northern Illinois.

Career Day for the Captain

- Boston College wide receiver and tri-captain Charlie Callinan had the best game of his career Sept. 16 vs. Notre Dame. Playing in his 41st career game including his 31st start, Callinan set career-highs in receptions (7), receiving yards (82) and receiving touchdowns (2) against the Fighting Irish.
- Callinan will be out for an extended period of time after suffering an injury to his foot at practice on Sept. 21.

Protecting the QBs

- Boston College's offensive line has allowed just five sacks through five games. The Eagles have attempted 177 passes so far in 2017 and rank 12th nationally and first in the ACC with just the five sacks allowed.

Freshman at Quarterback

- Redshirt freshman Anthony Brown was the second freshman in BC history to start a season opener under center in the Sept. 1 win at Northern Illinois. He is the only freshman quarterback in school history who started to win a season opener on the road.
- Brown was 26-for-42 with 191 passing yards and two touchdowns in the NIU win. He threw one interception. Both his attempts and completion totals are the most a BC quarterback has logged under head coach Steve Addazio.
- Redshirt freshman Justin Tuggle started the first game of 2009 against Northeastern and finished 3-of-5 passing for 56 yards with a touchdown in BC's 54-0 victory.
- Glenn Foley entered in the second quarter of his first game his redshirt freshman season and started the rest of the way. He owns BC's freshman record for most passing attempts (349) and completions (182) in 1990.
- Dave Shinskie played in all 13 games in 2009 and started the final 10 contests to set BC freshman records for passing yards (2,049) and passing touchdowns (15).
- Doug Flutie started the final seven games of his true freshman season in 1981 and ended the year with 1,652 yards passing, 10 touchdowns, eight interceptions and he completed 54.7 percent of his passes.

Comparing First Starts

- Anthony Brown did something in his first start that the top four career passing leaders in Boston College history could not do - win the game. Below is a comparison of the first career starts from Doug Flutie, Glenn Foley, Matt Ryan, Chase Rettig and Brown.

Doug Flutie (10/17/81 vs. Navy)

14-of-25, 118 yards, INT, 56.0 comp. % L, 25-10

Glenn Foley (9/15/90 vs. No. 17 Ohio State)

20-of-41, 179 yards, 48.7 comp. % L, 31-10

Matt Ryan (11/27/04 vs. No. 17 Syracuse)

24-of-51, 200 yards, TD, 3 INT, 47.1 comp. % L, 43-17

Chase Rettig (10/16/10 at No. 16 Florida State)

9-of-24, 95 yards, 37.5 comp. % L, 24-19

Anthony Brown (9/1/17 at Northern Illinois)

26-of-42, 191 yards, 2 TD, INT, 61.9 comp. % W, 23-20

Spreading the Wealth

- Redshirt freshman quarterback Anthony Brown completed passes to eight different players in the season opening win at Northern Illinois.
- Six players finished with multiple receptions, led by junior wide receiver Michael Walker's eight receptions.
- Walker led all BC players with 12 targets, followed by Kobay White and Jeff Smith (eight targets).
- Brown was at his best throwing on first down, completing 64 percent of his attempts (9-of-14). The New Jersey native was pretty consistent no matter the down, completing 61 percent on second down (8-of-13), 57 percent on third down (8-of-14) and was a perfect 1-for-1 on fourth down.

Noting the Win Over Northern Illinois

- Boston College opened its 119th season of college football with a 23-20 win at Northern Illinois Sept. 1 at Huskie Stadium. BC is 4-1 in season openers under Steve Addazio.
- All-time, BC is 69-48-2 in season openers and 13-5 since 2000.
- BC held NIU to 2-of-15 on third down conversions.
- Brown threw the first touchdown of his career on a five-yard pass to Michael Walker to give BC its first lead of the game at 13-10 with 30 seconds remaining in the second quarter. It was Walker's fifth career touchdown reception.
- Redshirt freshman wide receiver Kobay White caught his first career reception on a 20-yard catch to move the sticks on third down. White finished the game with six receptions for 76 yards. He finished the game with 104 all-purpose yards, which also included 28 yards on kickoff returns.
- The Eagles ran 92 plays in the game, more than any game in 2016. Last season's game high was 84 against Buffalo (Oct. 1, 2016).
- Sophomore tight end Ray Marten's first career reception was a touchdown as he hauled in a four-yard touchdown pass from Brown to give BC a 20-10 lead.
- Junior defensive back Will Harris collected a career-high 10 tackles, besting his previous high of eight, which he recorded at Virginia Tech on Sept. 17, 2016. His total tonight included seven solo stops and one tackle for a loss.
- Junior defensive end Zach Allen recorded a career-high nine tackles, which included four solo tackles.
- Sophomore middle linebacker Max Richardson earned his first career start.
- Junior free safety Lukas Denis made his first career start for the Eagles. He recorded his second career interception, along with two pass breakups and assisted on a tackle for a loss.
- Senior PK Max Schulze-Geisthovel appeared in his first game as an Eagle after playing on the men's soccer team last season at BC. Schulze-Geisthovel finished with three touchbacks.

Noting the Win Over Central Michigan

- BC is 4-0 all-time versus Central Michigan, including a 3-0 mark at Alumni Stadium, following the 28-8 victory over the Chippewas.
- BC is 21-3 all-time against current schools from the Mid-American Conference. BC has not lost to a MAC team since 1969 to Buffalo.

- Central Michigan scored first with a safety in the first quarter as Jon Hilliman was tackled on a first-down running play as the BC drive started on the one-yard line. The safety was the first against Boston College since Georgia Tech recorded a safety on Sept. 6, 2008.
- Boston College scored 14 points in the first quarter, the most points scored against a FBS team since also scoring 14 against NC State on Oct. 11, 2014.
- Central Michigan entered the game 22nd nationally with 306.3 passing yards per game. The BC defense held the Chippewas to 56 yards in the first half and 180 total for the game. The Eagles entered the day 14th nationally and second in the ACC allowing just 147.5 passing yards per game.
- Boston College finished with season-highs in points (28) and rushing yards (224).
- Redshirt junior running back Jon Hilliman scored two rushing touchdowns to move into a tie for 10th place in Boston College history with 23 career rushing touchdowns. Mike Holovak (1940-42) also scored 23 career rushing touchdowns.
- Hilliman's two rushing touchdowns tied a career high as he scored two touchdowns for the seventh time in his career.
- Hilliman finished with three touchdowns total (two rushing, one receiving) for the first time in his 34-game career.
- True freshman running back AJ Dillon finished with a career-high 120 rushing yards on a career-best 25 attempts. Dillon's previous single-game best was 58 yards on the ground against Notre Dame (Sept. 16, 2017).
- The 100-yard game by Dillon was the first 100-yard game by a true freshman running back for the Eagles since Hilliman rushed for 148 yards against Penn State in the 2014 New Era Pinstripe Bowl (Dec. 27, 2014).
- Redshirt freshman linebacker John Lamot made his first career start at middle linebacker. Lamot finished with 10 tackles, tied for the team lead. He also added a quarterback hurry in the game. Lamot's 10 tackles were a career-best for the North Carolina native.
- Senior defensive end Harold Landry finished with two tackles for loss and one sack. Landry is now tied for second in Boston College history in career TFLs with Luke Kuechly (44).
- Landry totaled his 23rd career sack in the fourth quarter. He is now just one sack behind Mike Mamula for second place in school history in career sacks.
- Junior free safety Lukas Denis recorded two more interceptions, a new career-high for the Everett native. Denis entered the game tied for second in the nation in interceptions. He now has five interceptions on the year.
- Junior defensive end Zach Allen recorded his first career interception in the third quarter. The Connecticut native finished with seven tackles, two tackles for loss and a sack in addition to the interception.
- Junior defensive back Will Harris recorded 10 tackles on the day, matching his career best which he set in the season opener at Northern Illinois (Sept. 1, 2017).

RECORD BREAKDOWN

	2017	ADDAZIO
Home	1-2	15-14
Away	1-1	10-12
Neutral	0-0	1-3
Natural Grass	0-0	4-11
Artificial Turf	2-3	22-19
vs. Ranked Opponent	0-1	1-11
August/September	2-3	12-10
October	0-0	5-10
November	0-0	8-8
December/January	0-0	1-2
Leading at Halftime	2-0	23-2
Trailing at Halftime	0-3	1-26
Tied at Halftime	0-0	2-2
Leading After Third Quarter	2-0	22-5
Trailing After Third Quarter	0-2	3-23
Tied After Third Quarter	0-1	1-2
Scoring First	0-1	15-9
Opponent Scoring First	2-2	11-21
Score < 20 Points	0-2	2-23
Score 20+ Points	2-0	10-3
Score 30+ Points	0-0	9-3
Score 40+ Points	0-0	5-0
Opponent Scores < 20 Points	1-0	17-7
Opponent Scores 20+ Points	1-0	5-7
Opponent Scores 30+ Points	0-2	4-9
Opponent Scores 40+ Points	0-0	0-7
Gain < 20 First Downs	1-2	14-26
Gain 20+ First Downs	1-1	11-4
Opponent Gains < 20 First Downs	2-2	24-10
Opponent Gains 20+ First Downs	0-1	1-20
More Rushing Yards Than Opponent	1-0	22-14
Fewer Rushing Yards Than Opponent	1-2	4-15
Same Rushing Yards as Opponent	0-0	0-1
Rush For < 100 Yards	0-1	1-7
Rush For 100+ Yards	2-1	25-23
Opponent Rushes For < 100 Yards	0-0	18-6
Opponent Rushes For 100+ Yards	2-2	8-24
More Passing Yards Than Opponent	0-2	12-5
Fewer Passing Yards Than Opponent	2-1	13-25
Pass For < 200 Yards	2-2	20-27
Pass For 200+ Yards	0-1	5-3
Opponent Passes For < 200 Yards	1-3	17-10
Opponent Passes For 200+ Yards	1-0	8-20
More Total Yards Than Opponent	1-0	21-3
Fewer Total Yards Than Opponent	1-3	5-27
Gain < 300 Total Yards	0-1	2-17
Gain 300+ Total Yards	2-2	24-13
Opponent Gains < 300 Total Yards	1-0	16-6
Opponent Gains 300+ Total Yards	1-3	10-24
Commit No Turnovers	0-0	7-6
Commit < 3 Turnovers	2-2	18-17
Commit 3+ Turnovers	0-1	1-7
Force < 3 Turnovers	1-3	17-25
Force 3+ Turnovers	1-0	9-5
Commit < 6 Penalties	0-2	16-17
Commit 6+ Penalties	2-1	10-13
Lead Time of Possession	1-1	20-11
Trail Time of Possession	1-2	6-19
Games Decided by 7 Points or Less	1-0	10-11
Games Decided by 14 Points or More	1-3	15-16
Temperature 90+ Degrees	0-0	0-0
Temperature 60-89 Degrees	0-3	17-20
Temperature 40-59+ Degrees	2-0	8-7
Temperature < 40 Degrees	0-0	1-1

Scouting This Week's Opponent: Virginia Tech

- Virginia Tech is ranked No. 16 in this week's AP Top 25 and No. 19 in the latest coaches' poll. The Hokies lost for the first time in 2017 last week 31-17 to No. 2 Clemson at home. The Hokies own wins this year over No. 22 West Virginia (31-24), Delaware (27-0), at East Carolina (64-17) and against Old Dominion (38-0).
- Virginia Tech has been explosive on offense through five games this season. The Hokies are 27th nationally in total offense (474.2 yards per game), 45th in rushing offense (192.6 yards per game), 31st in passing offense (281.6 yards per game) and 37th in scoring offense (35.4 yards per game).
- Virginia Tech is 24th nationally in total defense (315.4 yards per game), 12th in scoring defense (14.4 points per game), 29th in rushing defense (115.6 yards per game) and 40th in passing yards allowed (199.8 yards per game).
- Redshirt freshman quarterback Josh Jackson is 10th nationally with 12 passing touchdowns and 16th in the country with 1,378 passing yards.
- Jackson's favorite target has been wide receiver Cam Phillips. Phillips ranks third nationally with 597 receiving yards and eighth in the country with five touchdowns. He is fifth in the nation averaging 8.2 receptions per game.

Counting on Kobay

- Redshirt freshman wide receiver Kobay White had quite the debut as an Eagle at Northern Illinois. The Harrisburg, Pa., native led BC with 76 yards receiving on six receptions, including a critical 12-yard reception on 4th down to keep BC's game-winning drive alive.
- White led all BC players with 104 all-purpose yards in the NIU victory.
- White led all BC players with four 15-yard plus plays in the NIU victory, including three receptions covering 15-plus yards. Four of White's six receptions against NIU resulted in first downs.
- On the season, White leads BC with 187 yards receiving and 19 receptions. White also leads BC with seven receptions of 15-plus yards and 10 receptions for first downs.

Setting the Tempo

- Boston College ran 92 plays out of a no-huddle, up-tempo offense in the win at Northern Illinois. It was the most plays run under head coach Steve Addazio, beating the previous game-high of 86 vs. UMass in 2014.
- The 92 plays were the most by a BC team since the Eagles joined the ACC in 2005. Only three other times since 2005 has BC ran 90 plays in a game - 2007 vs. Army (90), 2005 vs. Florida State (90) and 2005 vs. Clemson (90).
- Heading into the 2016 Quick Lane Bowl, BC shifted its focus to an up-tempo, no-huddle offense. The results were immediate as the Eagles scored 29 points in the first half and 36 for the game in a 36-30 victory over Maryland.

Total Plays in a Game (since 2005)

1. Northern Illinois (9/1/17)	92
2. Army (9/22/07)	90
Florida State (9/17/05)	90
Clemson (9/24/05)	90
5. UMass (8/30/14)	86
6. Notre Dame (9/16/17)	85
Maine (9/20/14)	85
Miami (9/1/12)	85
9. Buffalo (10/1/16)	84
10. Maryland (11/10/07)	83
11. Wake Forest (9/9/17)	82
Wake Forest (10/1/11)	82
Wake Forest (11/4/06)	82
Duke (11/11/06)	82

Preseason Award Watch List

- The following list of Eagles were named to various preseason award watch lists and All-America teams:

Harold Landry, Senior Defensive End

- AP Preseason All-America First Team
- ESPN.com Preseason All-America First Team
- USA Today Preseason All-America First Team
- Sports Illustrated Preseason All-America First Team
- Phil Steele Preseason All-America First Team
- Athlon Preseason All-America First Team
- Lindy's Preseason All-America First Team
- Street & Smith's Preseason All-America First Team
- Preseason All-ACC First Team
- Walter Camp Football Player of the Year Watch List
- Bronko Nagurski Trophy Watch List
- Maxwell Award Watch List
- Chuck Bednarik Award Watch List

Jon Baker, Senior Center

- Rimington Trophy Watch List

Tommy Sweeney, Junior Tight End

- John Mackey Award Watch List

Jeff Smith, Junior Wide Receiver

- Paul Hornung Award Watch List

Darius Wade, Junior Quarterback

- Golden Arm Award Watch List

Jon Hilliman, Junior Running Back

- Doak Walker Award Watch List

The Nation's Leader Returns

- Boston College defensive end Harold Landry decided to return to Boston College for his senior season in January. The All-American led the nation in sacks in 2016 with 16.5.
- Landry led the country with seven forced fumbles en route to Walter Camp and Associated Press All-American honors.
- Landry finished with one of the best seasons of any defensive player in the country in 2016. An AP All-ACC first-team selection, Landry was also selected as the Division I Gold Helmet of the Year Award recipient, given annually to the top player in New England by the New England Football Writers' Association and the

recipient of the 78th annual George "Bulger" Lowe Award, "New England's Heisman Trophy" and one of America's oldest college football accolades.

- Landry, who collected All-ACC second-team honors by the media and coaches, was one of six finalists for the Ted Hendricks Award, given annually to the nation's top defensive end.
- The North Carolina native led the nation with 16.5 sacks and seven fumbles forced. Landry rewrote the Boston College single-season record for sacks in 2016, breaking the old mark of 13 held by Eric Storz (1997) and Mike Mamula (1994). Landry was fifth in the country with 22.0 tackles-for-loss, the second-best total in Boston College single-season history behind only Mathias Kiwanuka's 25.5 TFLs in 2004.
- Since 2005, only two players have led the nation in sacks and decided to return to school instead of opting for the NFL Draft: Harold Landry and Von Miller (Texas A&M).
- Landry recorded at least one sack in 10 of BC's 13 games in 2016. He set the BC single-season sack record, breaking the mark of 13 held by Erik Storz in 1997 and Mike Mamula in 1994.
- For his career, Landry has 22 sacks, third in BC history.
- Landry finished 2016 with 22 tackles-for-loss, the second-best single-season total in BC history.

BC Career Sacks Leaders

1. Mathias Kiwanuka (2002-05)	37.5
2. Mike Mamula (1992-94)	24
3. Harold Landry (2014-present)	23
4. Chris Hovan (1996-99)	20.5
5. Erik Storz (1994-97)	19

BC Career TFL Leaders

1. Mathias Kiwanuka (2002-05)	65.5
2. Harold Landry (2014-present)	44
Luke Kuechly (2009-11)	44
4. Chris Hovan (1996-99)	43
5. Tim Bulman (2001-04)	38

In the ACC ...

- Landry's 16.5 sacks in 2016 ranked third in ACC single-season history. Only Peter Boulware (FSU) and Charles Bowser (Duke) recorded more sacks in one season.

All-Time ACC Single-Season Sacks Leaders

1. Peter Boulware, Florida State (1996)	19.0
2. Charles Bowser, Duke (1981)	17.5
3. Harold Landry, Boston College (2016)	16.5
4. Lawrence Taylor, North Carolina (1980)	16.0
Keith Adams, Clemson (1999)	16.0
Andre Wadsworth, Florida State (1997)	16.0

All-ACC Linebacker Out

- Senior linebacker Connor Strachan collected All-ACC honorable mention honors in 2016 and returned as one of the top defensive players in the nation in 2017. The Wellesley native injured his knee prior to the NIU game and played in the team's first two games before the injury forced him to be out for the season.
- Strachan earned All-ACC honors for the first time af-

ter the junior led the Eagles with 80 tackles in 2016. Appearing in 12 games including 12 starts, Strachan is third on the team with 11.0 tackles-for-loss and led the Eagles with four fumble recoveries. The four fumbles recovered ranked second nationally.

- Strachan played every snap in the win at NIU and finished with a key stop on fourth down to stall a NIU drive. The senior also made his first start at strong-side linebacker after playing middle linebacker during his first three years at The Heights.

Sack, Sack, Sack the Quarterback

- Under the direction of defensive coordinator Jim Reid, Boston College tied a school record and finished second in the nation with 47 sacks in 2016.

- Reid, who was also the defensive coordinator at BC in 1994, equaled the school record for single-season sacks as his 1994 BC defense also totaled 47 sacks.

- BC returned 69 percent of their sack production in 2017 led by Harold Landry (16.5 sacks in 2016). In all, the Eagles have 32.5 combined sacks returning to the field this season.

- BC snapped a streak of 14 consecutive games with at least one sack after not getting a sack in the win at NIU on Sept. 1. The last time previous to NIU when BC went without a sack was Nov. 21, 2014 vs. Notre Dame.

NCAA Team Sacks Leaders (2016)

1. Florida State (ACC)	51 (3.92 per game)
2. Boston College (ACC)	47 (3.62 per game)
3. Alabama (SEC)	54 (3.60 per game)
4. Michigan (Big Ten)	46 (3.54 per game)
5. Texas (Big 12)	41 (3.42 per game)

It All Starts on Defense

- One of head coach Steve Addazio's staples to building the Boston College football program has been to have a top-notch defense. BC finished ninth nationally in total defense in 2016, allowing just 314.2 yards per game.

- The 2016 BC defense ranked on eight top-10 lists nationally, including ninth in total defense (314.2 yards/game), second in sacks (3.62 sacks/game) and 10th in turnovers gained (27).

- In 2015, the Eagles ended the year first in total defense (254.3 yards per game).

- Addazio's 2014 squad finished the season ranked 11th nationally in total defense as the Eagles yielded just 324.2 yards per contest.

First Bowl Win Since 2007

- Boston College earned its first bowl victory since 2007 with a 36-30 victory over Maryland in the 2016 Quick Lane Bowl at Ford Field in Detroit on Dec. 26.

- Boston College is 14-11 all-time in 25 bowl appearances. The last bowl victory prior to the win over Maryland was a 24-21 win over Michigan State on Dec. 28, 2007 in the Champs Sports Bowl.

- Boston College's 29 first-half points marked the third-best first half scoring in BC's bowl history.

- The defensive line was named Most Outstanding Player in the 2016 Quick Lane Bowl. Boston College finished with eight sacks and 14 tackles-for-loss.

Baker, Moore, Callinan Named 2017 Captains

- Senior center Jon Baker, senior defensive back Kamrin Moore and senior wide receiver Charlie Callinan were voted team captains by their teammates, Boston College head coach Steve Addazio announced. Baker and Moore were named captains in August while Callinan was named a captain prior to the Wake Forest game for the rest of the season.

- Baker entered 2017 with 26 consecutive starts at center, the longest current streak on the team. The Millis, Mass., native was named to the watch list for the Rimington Trophy, an award given annually to the nation's top center. A two-time ACC All-Academic team selection and three-time Athletic Director's award winner for academic achievement, Baker entered the season as one of the top centers in the ACC. Baker played in 36 consecutive games prior to having his season cut short with a knee injury in the season opener.

- Moore entered 2017 after starting all 13 games last season for the Eagles. The District Heights, Md., product recorded 43 tackles a year ago and totaled two interceptions, including the game-winning INT in the road victory at NC State. For his career, Moore has played in 36 games and has made 23 starts over the last 23 games he has played in.

- Joining Baker and Kamrin Moore as a team captain in 2017 will also be senior wide receiver Charlie Callinan. The team voted prior to the season on captains and Callinan recorded the third-highest total of votes and will represent the Eagles as a captain for the rest of the year.

Three Bowls in Four Years

- Head coach Steve Addazio joined Jack Bicknell as the only coaches in Boston College history to lead the Eagles to three bowl games in their first four seasons at The Heights. Under Addazio's leadership, BC has won seven games in three of his four seasons in Chestnut Hill and led the Eagles to their first bowl win since 2007 with the 2016 Quick Lane Bowl victory over Maryland.

- During Addazio's tenure, 11 players have been selected in the NFL Draft, including two members of last season's team (John Johnson, Third round pick of the Los Angeles Rams in the 2017 NFL Draft and Matt Milano, Fifth round pick of the Buffalo Bills).

Up/Down

- The following coaches are in the press box during the game for Boston College:

- Offensive coordinator Scot Loeffler
- Defensive coordinator Jim Reid

- The following coaches are on the sideline during the game:

- Special teams coordinator/SLB coach Ricky Brown
- Offensive line coach Justin Frye
- Defensive backs coach Anthony Campanile
- Tight ends coach Frank Leonard
- Wide receivers coach Rich Gunnell
- Defensive line coach Paul Pasqualoni
- Running backs coach Brian White

Heading Into 2017

- Boston College entered 2017 with off-season momentum after the Eagles earned their first bowl win since 2007 with a 36-30 victory over Maryland in the 2016 Quick Lane Bowl.

- The Eagles won their final three games of the 2016 season and return 46 letterwinners and 17 starters in 2017.

Welcome to The Heights

- Martin Jarmond was named the William V. Campbell Director of Athletics on April 24, 2017, becoming the eighth athletic director in Boston College history. At 37, Jarmond became the youngest athletic director of a Power Five conference institution in Division 1 athletics.

- Jarmond, who has more than 15 years of experience in the Big Ten, came from The Ohio State University where he served as the Deputy Director of Athletics and Chief of Staff to Buckeyes' athletic director Gene Smith. Jarmond spent eight years in Columbus after spending seven at Michigan State.

- A native of Fayetteville, N.C., Jarmond graduated from the University of North Carolina at Wilmington in 2001 with a bachelor's degree in communication studies. He was a two-time captain of the basketball team, earned All-CAA Academic honors and helped the Seahawks gain their first NCAA tournament appearance in 2000. He earned both an MBA (2002) and a master's in sports administration (2003) from Ohio University.

- Jarmond and Harold Landry are both graduates of Pine Forest High School in North Carolina.

GAME 6: VIRGINIA TECH AT BOSTON COLLEGE

ROSTER BREAKDOWN & PARTICIPATION

2017 Roster Breakdown

Class	Total
Graduates	3
Seniors	14
Juniors	26
Redshirt Sophomores	1
Sophomores	16
Redshirt Freshmen	17
Freshmen	26

Most Games Played

Player	Total
Harold Landry	43
Charlie Callinan	41
Gabriel McClary	40
Ty Schwab	40

Consecutive Games Played

Player	Streak
Harold Landry	43

Most Games Started

Player	Total
Charlie Callinan	31
Harold Landry	28
Jon Baker	27

Consecutive Games Started

Player	Streak
Chris Lindstrom	27
Will Harris	21

Played in All Career Games

Player	Games
Harold Landry	43

	Career G-GS	2017 G-GS	2016 G-GS	2015 G-GS	2014 G-GS	2013 G-GS	Cons. Games	Cons. Starts
Zach Allen	30-6	5-5	13-1	12-0	-	-	30	5
Medhi El Attrach	18-0	5-0	13-0	RS	-	-	18	-
Jon Baker	36-27	1-1	13-13	12-12	10-1	-	-	-
Kevin Bletzer	30-3	5-3	13-0	12-0	RS	-	29	3
Nolan Borgensen	13-0	5-0	8-0	RS	-	-	5	-
Anthony Brown	5-5	5-5	RS	-	-	-	5	5
Jake Burt	13-1	5-0	0-0	8-1	-	-	5	-
Charlie Callinan	41-31	3-3	13-9	12-10	13-9	RS	41	3
Colton Cardinal	18-0	5-0	13-0	0-0	-	-	18	-
Hamp Cheevers	11-0	4-0	7-0	-	-	-	1	-
Kevin Cohee	14-0	5-0	7-0	2-0	RS	-	5	-
Ryan Conte	6-0	5-0	1-0	-	RS	-	5	-
Lukas Denis	22-5	5-5	13-0	4-0	-	-	21	5
AJ Dillon	5-0	5-0	-	-	-	-	5	-
John Padule	3-2	-	0-0	3-2	-	-	-	-
Troy Flutie	19-4	-	11-0	8-4	RS	-	-	-
Chris Garrison	10-7	5-5	5-2	RS	-	-	5	5
Ben Glines	18-0	5-0	13-0	RS	-	-	18	-
Will Harris	30-21	5-5	13-13	12-3	-	-	30	21
Jon Hilliman	34-25	5-5	12-11	4-2	13-7	-	11	11
Korab Idrizi	11-4	5-0	6-3	-	-	-	10	-
Elijah Johnson	12-10	-	12-10	-	-	-	-	-
Davon Jones	18-1	4-0	13-1	RS	-	-	4	-
Tanner Karafa	10-0	5-0	5-0	RS	-	-	5	-
Jack Kenny	5-0	-	5-0	1-0	0-0	-	-	-
Mike Knoll	27-0	5-0	13-0	4-0	5-0	-	17	-
Wyatt Knopfke	2-0	-	2-0	RS	-	-	-	-
Harold Landry	43-28	5-5	13-12	12-11	13-0	-	43	17
John Lamot	5-1	5-1	RS	-	-	-	5	1
Marcell Lazard	31-14	5-2	12-6*	13-6*	2-0*	RS	5	-
Travis Levy	5-0	5-0	-	-	-	-	5	-
CJ Lewis	2-0	2-0	-	-	-	-	1	-
Colton Lichtenberg	15-0	5-0	1-0	9-0	-	-	5	-
Alec Lindstrom	1-0	1-0	-	-	-	-	-	-
Chris Lindstrom	30-27	5-5	13-13	12-9	-	-	30	27
Ray Marten	13-1	5-0	8-1	-	-	-	13	-
Jimmy Martin	13-0	5-0	8-0	RS	-	-	12	-
Gabriel McClary	40-10	5-0	13-4	12-6	10-0	-	30	-
Isaiah McDuffie	5-0	5-0	-	-	-	-	5	-
Noa Merritt	25-8	5-5	11-3	1-0	8-0	-	11	8
Aaron Monteiro	23-21	5-5	12-11	6-5	-	-	12	12
Kamrin Moore	39-26	5-5	13-13	8-8	13-0	-	18	18
Anthony Palazzolo	8-0	5-0	3-0	RS	-	-	5	-
Ben Petrula	4-4	4-4	-	-	-	-	4	4
John Phillips	16-4	5-4	11-0	RS	-	-	5	4
Wyatt Ray	29-0	5-0	14-0	12-0	-	-	29	-
Max Richardson	15-4	4-4	11-0	-	-	-	15	4
Elijah Robinson	27-0	4-0	11-0	12-0	-	-	1	-
Sam Schmal	22-5	5-4	10-1	7-0	RS	-	5	4
Ty Schwab	40-24	5-5	13-13	10-6	12-0	-	22	18
Max Schulze-Geisthovel	5-0	5-0	-	-	-	-	5	-
Jeff Smith	26-10	5-2	12-5	9-3	-	-	10	2
Ray Smith	19-14	5-5	9-9	5-0	-	-	5	5
Thadd Smith	39-7	5-5	13-0	12-2	9-0	-	30	5
Connor Strachan	39-20	2-2	12-12	12-6	13-0	-	-	-
Tommy Sweeney	30-27	5-5	13-13	12-9	RS	-	30	20
Timi Tjami	5-0	5-0	-	-	-	-	5	-
Taj-Amir Torres	30-1	5-0	13-1	12-0	-	-	30	-
Joesph Vitiello	3-0	1-0	2-0	0-0	RS	-	-	-
Darius Wade	18-3	3-0	9-0	3-3	3-0	-	-	-
Michael Walker	30-7	5-0	13-7	12-0	-	-	30	-
Richard Wilson	19-0	-	8-0	11-0	RS	-	-	-
Kobay White	5-0	5-0	RS	-	-	-	5	-
Isaac Yiadom	40-20	5-5	13-8	9-7	13-0	-	19	10


* at West Virginia

GAME 6: VIRGINIA TECH AT BOSTON COLLEGE**GAME-BY-GAME STARTERS**

Opponent	LT	LG	C	RG	RT	TE/FB	QB	RB	WR	WR/TE	WR
Northern Illinois	Monteiro	Schmal	Baker	C. Lindstrom	Lazard	Sweeney	A. Brown	Hilliman	T. Smith	Garrison	Callinan
Wake Forest	Monteiro	Phillips	Petrula	C. Lindstrom	Lazard	Sweeney	A. Brown	Hilliman	T. Smith	Garrison	Callinan
Notre Dame	Monteiro	Schmal	Petrula	Phillips	C. Lindstrom	Sweeney	A. Brown	Hilliman	T. Smith	Garrison	Callinan
No. 2 Clemson	Monteiro	Schmal	Petrula	Phillips	C. Lindstrom	Sweeney	A. Brown	Hilliman	T. Smith	Garrison	J. Smith
Central Michigan	Monteiro	Schmal	Petrula	Phillips	C. Lindstrom	Sweeney	A. Brown	Hilliman	T. Smith	Garrison	J. Smith

Opponent	DE	DT	N	DE	SLB	MLB	WLB	LC	SS	FS	RC
Northern Illinois	Landry	Merritt	R. Smith	Allen	Strachan	Richardson	Schwab	Yiadam	Harris	Denis	Moore
Wake Forest	Landry	Merritt	R. Smith	Allen	Strachan	Richardson	Schwab	Yiadam	Harris	Denis	Moore
Notre Dame	Landry	Merritt	R. Smith	Allen	K. Bletzer	Richardson	Schwab	Yiadam	Harris	Denis	Moore
No. 2 Clemson	Landry	Merritt	R. Smith	Allen	K. Bletzer	Richardson	Schwab	Yiadam	Harris	Denis	Moore
Central Michigan	Landry	Merritt	R. Smith	Allen	K. Bletzer	Lamot	Schwab	Yiadam	Harris	Denis	Moore

Opponent	KO	FG	P	KR	PR	H
Northern Illinois	Schulze-Geisthovel	Lichtenberg	Knoll	Walker/Glines	Walker	J. Smith
Wake Forest	Schulze-Geisthovel	Lichtenberg	Knoll	Walker/Glines	Walker	J. Smith
Notre Dame	Schulze-Geisthovel	Lichtenberg	Knoll	Walker/Glines	Walker	J. Smith
No. 2 Clemson	Schulze-Geisthovel	Lichtenberg	Knoll	Walker/Glines	Walker	J. Smith
Central Michigan	Schulze-Geisthovel	Lichtenberg	Knoll	Walker/Glines	Walker	J. Smith



GAME 6: VIRGINIA TECH AT BOSTON COLLEGE

DEPTH CHART & PRONUNCIATION GUIDE

OFFENSE

LT	67	Aaron Monteiro	6-7	315	Jr.	
	69	Austin Stevens	6-3	295	Jr.	
LG	70	John Phillips	6-6	310	So.	OR
	73	Sam Schmal	6-7	310	Sr.	
	65	Ryan Conte	6-4	295	Jr.	
C	64	Ben Petrula	6-5	300	Fr.	
	59	Shane Leonard	6-1	295	R-Fr.	OR
	72	Alec Lindstrom	6-4	260	Fr.	
RG	75	Chris Lindstrom	6-4	305	Jr.	OR
	70	John Phillips	6-6	310	So.	
	66	Anthony Palazzolo	6-5	315	So.	
RT	74	Marcell Lazard	6-6	310	Gr.	OR
	75	Chris Lindstrom	6-4	305	Jr.	
	64	Ben Petrula	6-5	300	Fr.	
X	9	Kobay White	6-1	200	R-Fr.	
	1	Elijah Robinson	6-2	200	Jr.	
A	19	Ben Glines	6-2	210	So.	OR
	3	Michael Walker	6-0	195	Jr.	
	82	Nolan Borgersen	6-2	205	So.	
FB	86	Ray Marten	6-3	260	So.	
	47	Colton Cardinal	6-3	235	Jr.	
RB	32	Jon Hilliman	6-0	220	Jr.	
	2	AJ Dillon	6-0	240	Fr.	OR
	38	Richard Wilson	5-10	225	Jr.	OR
	35	Travis Levy	5-11	195	Fr.	
QB	13	Anthony Brown	6-1	210	R-Fr.	
	4	Darius Wade	6-0	215	Gr.	
TE	89	Tommy Sweeney	6-5	255	Jr.	
	81	Chris Garrison	6-3	240	So.	
Z	6	Jeff Smith	6-1	190	Jr.	
	18	Thadd Smith	5-9	180	Sr.	
SPECIALISTS						
KO	91	Max Schulze-Geisthovel	6-2	190	Sr.	
FG	99	Colton Lichtenberg	5-10	190	Jr.	
	98	Mike Knoll	6-0	200	Sr.	OR
	91	Max Schulze-Geisthovel	6-2	190	Sr.	
P	98	Mike Knoll	6-0	200	Sr.	
	95	Grant Carlson	6-0	190	R-Fr.	
KR	3	Michael Walker	6-0	195	Jr.	
	19	Ben Glines	6-2	210	So.	
PR	3	Michael Walker	6-0	195	Jr.	
	4	Hamp Cheevers	5-10	165	So.	
LS	46	Jimmy Martin	5-11	220	So.	
	49	Kevin Bletzer	6-2	220	Jr.	
H	6	Jeff Smith	6-1	190	Jr.	

DEFENSE

DE	2	Zach Allen	6-5	285	Jr.	
	48	Tanner Karafa	6-3	265	So.	OR
	90	Bryce Morais	6-4	275	R-Fr.	
DT	94	Noa Merritt	6-0	290	Sr.	
	98	Jack Kenny	6-3	275	Sr.	
NT	96	Ray Smith	6-1	305	Jr.	
	92	Kevin Cohee	6-2	275	Jr.	
DE	7	Harold Landry	6-3	250	Sr.	
	11	Wyatt Ray	6-3	250	Jr.	
SLB	49	Kevin Bletzer	6-2	220	Jr.	
	55	Isaiah McDuffie	6-2	200	Fr.	
MLB	28	John Lamot	6-0	235	R-Fr.	
	10	Ty Schwab	6-0	240	Sr.	
WLB	10	Ty Schwab	6-0	240	Sr.	
	16	Davon Jones	5-10	220	So.	OR
	51	Isaiah Miranda	6-0	235	R-Fr.	
LC	20	Isaac Yiadom	6-1	190	Sr.	
	24	Taj-Amir Torres	5-9	180	Jr.	
SS	8	Will Harris	6-2	210	Jr.	
	25	Medhi El Attrach	6-0	200	So.	
FS	21	Lukas Denis	5-11	185	Jr.	
	37	Gabriel McClary	6-3	210	Sr.	
RC	5	Kamrin Moore	5-11	200	Sr.	
	4	Hamp Cheevers	5-10	165	So.	

PRONUNCIATION GUIDE

Emer, Nate	EMMM-err
El Attrach, Mehdi	EL ah-TRACK, Meh-DEE
Fadule, John	Fah-DUEL
Grosel, Dennis	GROW-sell
Idrizi, Korab	Eh-DREE-zee, CO-rob
Jones, Davon	DAY-von
Karafa, Tanner	CAR-ah-FA
Knopfke, Wyatt	KEN-off-KEY
Korutz, Adam	Kerr-OOTZ
Lazard, Marcell	luh-ZARD
Levy, Travis	LEE-vee
Lichtenberg, Colton	LICK-tin-burg
Monteiro, Aaron	Mon-TEAR-oh (tear rhymes with fair)
Morais, Bryce	More-ay-is
Muse, Jahmin	JAH-minn MOO-ss
Palazzolo, Anthony	PAL-oh-ZOLO
Rayam, TJ	Ram
Schulze-Geisthovel, Max	SHULL-za GEIST-ha-vull
Strachan, Connor	Struh-HAN
Tijani, Timi	Ti-ZHA-nee, Timmy
Vitiello, Joseph	Vit-EE-el-oh
Yiadom, Isaac	Yuh-EYE-dum

GAME 6: VIRGINIA TECH AT BOSTON COLLEGE

SERIES MATCHUP

The Last Meeting

Sept. 17, 2016

Blacksburg, Va. (Lane Stadium)

Score by Quarters	1	2	3	4	Final
Boston College (1-2)	0	0	0	0	0
Virginia Tech (2-1)	14	7	21	7	49

Scoring Summary:

1st	09:17	VT - T. McMillian 15 yard pass from J. Evans (Joey Slye kick) 8-58, 2:37, BC 0 VT 7
	01:15	VT - I. Ford 8 yard pass from J. Evans (Joey Slye kick) 7-55, 3:21, BC 0 VT 14
2nd	01:42	VT - I. Ford 30 yard pass from J. Evans (Joey Slye kick) 1-30, 0:07, BC 0 VT 21
3rd	11:42	VT - C. Cunningham 7 yard pass from J. Evans (Joey Slye kick) 6-77, 2:16, BC 0 VT 28
	07:15	VT - S. Rogers 4 yard pass from J. Evans (Joey Slye kick) 7-42, 2:57, BC 0 VT 35
3rd	02:25	VT - T. McMillian 7 yard run (Joey Slye kick) 6-80, 2:34, BC 0 VT 42
4th	10:33	VT - B. Motley 26 yard run (Joey Slye kick) 10-82, 4:17, BC 0 VT 49

	VT	BC
FIRST DOWNS	25	6
RUSHES-YARDS (NET)	12-223	2-44
PASSING YDS (NET)	253	80
Passes Att-Comp-Int	27-16-1	29-9-1
TOTAL OFFENSE PLAYS-YARDS	77-476	57-124
Fumble Returns-Yards	1-9	0-0
Punt Returns-Yards	6-220	13-537
Kickoff Returns-Yards	1-21	2-46
Interception Returns-Yards	1-0	1-19
Punts (Number-Avg)	9-84	0-0
Fumbles-Lost	0-0	1-1
Penalties-Yards	7-55	12-93
Possession Time	35:15	24:45
Third-Downs	7 of 14	4 of 17
Fourth-Downs	1 of 1	0 of 0
Red-Zone Scores-Chances	5-5	0-0

Series History

Virginia Tech leads 17-8

Year	Score	Winner	Venue
1993	48-34	Boston College	Chestnut Hill
1994	7-12	Virginia Tech	Chestnut Hill
1995	20-14	Boston College	Blacksburg
1996	7-45	Virginia Tech	Chestnut Hill
1997	7-17	Virginia Tech	Blacksburg
1998	0-17	Virginia Tech	Chestnut Hill
1999	14-38	Virginia Tech	Blacksburg
2000	34-48	Virginia Tech	Chestnut Hill
2001	20-34	Virginia Tech	Blacksburg
2002	23-28	Virginia Tech	Chestnut Hill
2003	34-27	Boston College	Blacksburg
2005	10-30	Virginia Tech	Blacksburg
2006	22-3	Boston College	Chestnut Hill
2007	14-10	Boston College	Blacksburg
2007	16-30	Virginia Tech	Jacksonville
2008	28-23	Boston College	Chestnut Hill
2008	12-30	Virginia Tech	Tampa
2009	14-48	Virginia Tech	Blacksburg
2010	0-19	Virginia Tech	Chestnut Hill
2011	14-30	Virginia Tech	Blacksburg
2012	23-30, OT	Virginia Tech	Chestnut Hill
2013	34-27	Boston College	Chestnut Hill
2014	33-31	Boston College	Blacksburg
2015	10-26	Virginia Tech	Chestnut Hill
2016	0-49	Virginia Tech	Blacksburg

Statistical Comparison

Category	BC	VT	NCAA Ranking	
			BC	VT
Record	2-3	4-1		16/19
Conference	0-2	0-1		
3rd Down Pct	0.337	0.405	104	61
3rd Down Pct Defense	0.386	0.268	71	13
4th Down Pct	0.500	0.714	68	20
4th Down Pct Defense	0.333	0.667	22	94
First Downs Defense	97	74	79	32
First Downs Offense	91	119	69	16
Fumbles Lost	4	2	75	24
Fumbles Recovered	1	3	105	51
Kickoff Return Defense	18.71	14.00	47	4
Kickoff Returns	21.20	24.30	58	27
Net Punting	36.95	41.25	80	24
Passes Intercepted	7	4	10	55
Passing Offense	159.0	281.6	115	31
Passing Yards Allowed	154.0	199.8	12	40
Punt Return Defense	6.54	0.33	67	11
Punt Returns	18.07	10.87	11	35
Red Zone Defense	0.950	0.727	123	24
Red Zone Offense	0.875	0.833	50	72
Rushing Defense	259.0	115.6	122	29
Rushing Offense	159.2	192.6	70	45
Scoring Defense	29.0	14.4	86	12
Scoring Offense	17.6	35.4	117	37
Passing	94.68	281.6	122	31
Passing Defense	154.0	199.8	12	40
Sacks	1.00	1.20	12	25
Tackles for Loss	5.2	5.60	95	59
Time of Possession	28:52	32:11	86	35

Virginia Tech Hokies (4-1)

September

3	vs. West Virginia	W, 31-24
9	Delaware	W, 27-0
16	at East Carolina	W, 64-17
23	Old Dominion	W, 38-0
30	No. 2 Clemson	L, 17-31

October

7	at Boston College	7:15 p.m.
21	North Carolina	TBA
28	Duke	TBA

November

4	at Miami	TBA
11	at Georgia Tech	TBA
18	Pittsburgh	TBA
24	at Virginia	TBA

2017 Statistical Leaders

Rushing	GP	Att.	Yards	Avg.	TD
Travon McMillian	5	38	191	5.03	1

Receiving	GP	Rec.	Yards	Avg.	TD
Cam Phillips	5	41	597	14.56	5

Passing	GP	C-A-I	Pct.	Yards	TD
Josh Jackson	5	104-159-3	65.4	1378	9

Defensive	GP	Tackles	Sacks	TFL	INT
Tremaine Edmunds	5	18	1.5	4.5	-

GAME 6: VIRGINIA TECH AT BOSTON COLLEGE

OFFENSIVE SCORING DRIVES

Quarter	Time	Scoring Play ()	Plays	Yards	TOP	Score (BC-OPP)
Northern Illinois						
1st	00:09	Colton Lichtenberg 42 yd field goal	8	34	2:17	3-3
2nd	02:05	Colton Lichtenberg 35 yd field goal	13	63	4:27	6-10
2nd	00:30	Michael Walker 5 yd pass from Anthony Brown (Colton Lichtenberg kick)	6	50	1:04	13-10
3rd	07:48	Ray Marten 4 yd pass from Anthony Brown (Colton Lichtenberg kick)	8	59	2:57	20-10
4th	02:13	Colton Lichtenberg 37 yd field goal	13	46	5:04	23-20
Wake Forest						
2nd	03:13	Jon Hilliman 6 yd pass from Anthony Brown (Colton Lichtenberg kick)	8	57	3:27	7-14
3rd	10:03	Colton Lichtenberg 30 yd field goal	7	51	2:29	10-21
Notre Dame						
1st	07:52	Colton Lichtenberg 38 yd field goal	10	32	4:16	3-0
2nd	11:59	Charlie Callinan 22 yd pass from Anthony Brown (Colton Lichtenberg kick)	9	85	3:01	10 - 7
3rd	11:25	Colton Lichtenberg 41 yd field goal	5	9	2:19	13 - 14
4th	09:02	Charlie Callinan 14 yd pass from Anthony Brown (Colton Lichtenberg kick)	14	75	4:39	20 - 35
Clemson						
3rd	03:30	AJ Dillon 1 yd run (Colton Lichtenberg kick)	8	37	3:05	7-7
Central Michigan						
1st	10:33	Jon Hilliman 6 yd run (Colton Lichtenberg kick)	1	6	0:05	7-2
1st	04:25	AJ Dillon 15 yd run (Colton Lichtenberg kick)	8	53	3:33	14-2
2nd	04:03	Jon Hilliman 2 yd run (Colton Lichtenberg kick)	3	17	0:47	21-8
3rd	07:40	Jon Hilliman 3 yd pass from Anthony Brown (Colton Lichtenberg kick)	12	89	4:33	28-8

Offensive Touchdown Breakdown

Yards	TD Drives	Poss. Time	TD Drives	Plays	TD Drives
1-9	1	0:01-0:30	1	1	0
10-19	1	0:31-1:00	1	2	0
20-29	0	1:01-1:30	1	3	1
30-39	1	1:31-2:00	0	4	0
40-49	0	2:01-3:00	2	5	0
50-59	3	3:01-4:00	3	6	2
60-69	0	4:01-5:00	2	7	1
70-79	1	5:01-6:00	0	8	3
80-89	2	6:01-7:00	0	9	1
90-99	0	7:01 +	0	10	0
		OT	0	11+	2

Most plays on a TD drive: 14, Notre Dame (Charlie Callinan 14-yard pass from Anthony Brown)
 Fewest plays on a TD drive: 1, Central Michigan (Jon Hilliman 6-yard run)
 Longest TD drive (yards): 89, Central Michigan (Jon Hilliman 3-yard pass from Anthony Brown)
 Shortest TD drive (yards): 6, Central Michigan (Jon Hilliman 6-yard run)
 Longest TD drive (time): 4:39, Notre Dame (Charlie Callinan 14-yard pass from Anthony Brown)
 Shortest TD drive (time): 0:05, Central Michigan (Jon Hilliman 6-yard run)

BOSTON COLLEGE

RUSHING

Had 500+ yards	549 at Massachusetts, 11/24/73
Had 400+ yards	413 vs. Maine, 9/20/14
Had 300+ yards	300 vs. Wagner, 9/24/16
Had 70+ rushing attempts.....	71 vs. Northwestern, 9/12/92
Had 60+ rushing attempts	63 vs. Northern Illinois, 9/26/15
Had 50+ rushing attempts	53 vs. Central Michigan, 9/30/17
Had six or more rush touchdowns.....	8 vs. Howard, 9/12/15
Had five rush touchdowns	vs. Southern Carolina, 9/13/14
Had four rush touchdowns.....	vs. Wagner, 9/24/16

PASSING

Had 300+ yards	369 vs. Wake Forest, 11/3/12
Had 50+ pass attempts.....	51 vs. Wake Forest, 11/3/12
Had 25+ completions	30 vs. Wake Forest, 11/3/12
Had four or more passes intercepted	4 vs. Louisville, 11/8/14
Had three or more passes intercepted.....	3 vs. NC State, 11/7/15

COMBINATION OFFENSE

Teammates with 100+ yards rushing
.....	Jon Hilliman (148) & Tyler Murphy (105) vs. Penn State, 12/27/14
Teammates with 100+ yards receiving
.....	Clarence Gannon (115) & Pete Mitchell (110) vs. Pittsburgh, 11/13/93
Three or more players ran for touchdowns
.....	Tyler Rouse (3), Jon Hilliman, Jeff Smith (3), Marcus Outlow vs. Howard, 9/12/15

TOTAL OFFENSE

Had 600+ yards	648 vs. Temple, 10/11/03
Had 500+ yards	549 vs. Maine, 9/20/14
Had more than 550 yards	578 at NC State, 10/4/08
Had 400+ yards	400 vs. Notre Dame, 9/16/17

SCORING

Returned a kickoff for a touchdown	Myles Willis vs. Syracuse (89 yards), 10/23/16
Returned a punt for a touchdown	Spiffy Evans vs. Maine (82 yards), 9/5/12
Returned a blocked punt for a touchdown	Elijah Robinson vs. Louisville (12 yards), 10/24/15
Returned an INT for a touchdown	Matt Milano (19 yards) vs. UConn, 11/19/16
Returned a fumble for a touchdown
.....	Kevin Kavalec (0 yards) vs. Maryland, 12/26/16
Returned two fumbles for touchdowns
.....	Nick Clancy(16 yards), Kevin Pierre-Louis (96 yards) vs. UMass, 9/24/11
Scored 60+ points	76-0 vs. Howard, 9/12/15
Won by 50+ points	76-0 vs. Howard, 9/12/15
Scored a safety	vs. Miami, 9/1/12
Held opponent scoreless	30-0 vs. Connecticut, 11/19/16
Was held scoreless	49-0 at Virginia Tech, 9/17/16

HALF-BY-HALF SCORING

Both teams were scoreless after first half	vs. Wake Forest (L, 3-0), 10/10/15
Led after three quarters and lost	vs. Penn State (L, 31-30 OT - led 21-14), 12/27/14
Trailed after three quarters and won ..	at Wake Forest (W, 17-14 - trailed 14-10), 11/26/16

HALF-BY-HALF OFFENSE

Totaled 300+ yards in a half	344 in first half vs. Howard, 9/12/15
Rushed for three or more touchdowns in a half
.....	3 in first half vs. Wagner, 9/24/16
Rushed for three or more touchdowns in a quarter
.....	5 in first quarter vs. Howard, 9/12/15
Passed for three or more touchdowns in a half
.....	3 in first half vs. Maryland, 12/26/16
Scored five or more touchdowns in half	5 in first half vs. Northeastern, 9/5/09

TURNOVERS

Did not commit a turnover	vs. Connecticut, 11/19/16
Committed six or more turnovers	5 INTs, 1 fumble vs. North Carolina, 11/21/09

DEFENSE

Allowed 600+ yards of total offense	611 vs. Notre Dame, 9/16/17
Allowed 500+ yards of total offense	515 vs. Louisville, 11/5/16
Held opponent to 100 or fewer yards	67 vs. Buffalo, 10/1/16

SPECIAL TEAMS

Did not punt	at Syracuse, 10/2/93
Blocked a punt	Matt Milano vs. Buffalo, 10/1/16
Blocked a field goal.....	Connor Wujciak at Virginia Tech (Joey Slye), 11/1/14
Blocked a PAT	Jo-Lonn Dunbar Clemson (Jad Dean), 9/9/06 (20T)
Missed a PAT	Mike Knoll vs. Maryland, 12/26/16
Had PAT Blocked.....	Mike Knoll vs. Maryland, 12/26/16
Returned multiple punts for a touchdown
.....	DeJuan Tribble (41) and Will Blackmon (71) at West Virginia, 11/13/04

BOSTON COLLEGE INDIVIDUAL PLAYER

RUSHING

Had a touchdown run of 60+ yards	Myles Willis (68) at Virginia Tech, 11/1/14
Had a touchdown run of 70+ yards	Patrick Towles (75) vs. Syracuse, 10/22/16
Had a touchdown run of 80+ yards	Jeff Smith (80) vs. Notre Dame, 11/21/15
Rushed for 100+ yards.....	AJ Dillon (120) vs. Central Michigan, 9/30/17
Rushed for 200+ yards	Andre Williams (295) vs. New Mexico St., 11/9/13
Rushed for 300+ yards.....	Andre Williams (339) vs. NC State, 11/16/13

PASSING

Had a touchdown pass of 70+ yards
.....	Alex Amidon from Chase Rettig (74) at Maryland, 11/23/13
Had a touchdown pass of 60+ yards.....
.....	Thadd Smith from Troy Flutie (66) at Duke, 10/3/15
Had a touchdown pass of 50+ yards.....
.....	Jeff Smith from Patrick Towles (58) vs. Wagner, 9/24/16
Passed for 400+ yards	Chase Rettig (441) vs. Miami, 9/1/12
Attempted 50+ passes	Chase Rettig (51) vs. Miami, 9/1/12
Threw five or more touchdown passes	Matt Ryan (5) vs. Wake Forest, 9/1/07
Threw three or more interceptions	John Fadule (3) vs. NC State, 11/7/15

RECEIVING

Caught 10+ passes	Alex Amidon (10) vs. Arizona, 12/31/13
Had 200+ yards receiving.....	Gerard Phelan (226) at Miami, 11/23/84
Caught three or more touchdown passes	Kelvin Martin (3) at Holy Cross, 11/22/86

TOTAL OFFENSE

Had 400+ yards of total offense.....	Chris Crane (470) at NC State, 10/4/08
Scored three or more touchdowns ...	Jeff Smith (3), Tyler Rouse (3) vs. Howard, 9/12/15

DEFENSE

Intercepted three or more passes	Jamie Silva (3) vs. Bowling Green, 10/6/07
Recorded three or more turnovers Justin Simmons (2 INT, 1 FF) vs. Notre Dame, 11/21/15	
Recorded 15+ tackles.....	Steele Divitto (18) vs. New Mexico State, 11/9/13
Recorded 20+ tackles.....	Nick Clancy (25) at Northwestern, 9/15/12
Recorded three or more sacks.....	Harold Landry (3.0) at Wake Forest, 11/26/16

SPECIAL TEAMS

Scored 15+ points kicking	Sandro Sciortino (15) vs. Toledo, 12/26/02
Made four or more field goals	Nate Freese (36, 45, 52, 32) vs. Wake Forest, 10/1/11
Missed three or more field goals	Ryan Ohliger (42, 36, 30) vs. Virginia, 10/8/05
Attempted five or more field goals
.....	Steve Aponavicius (4-for-5) at Maryland, 11/12/09

OPPONENTS

RUSHING

Had 300+ yards Clemson (342), 9/23/17
 Had 70+ rushing attempts Georgia Tech (76), 10/20/12
 Had 60+ rushing attempts Army (65), 10/5/13
 Had 50+ rushing attempts Clemson (58), 9/23/17
 Had five or more rushing touchdowns Notre Dame (7), 9/16/17
 Had four rushing touchdowns Georgia Tech (4), 10/20/12

PASSING

Had 400+ yards Syracuse (434), 10/23/16
 Had 300+ yards Louisville (305), 11/5/16
 Had 50+ pass attempts Penn State (50), 12/27/14
 Had 40+ pass attempts Clemson (41), 10/17/15
 Had 40+ completions New Mexico State (43), 11/9/13
 Had 25+ completions Syracuse (32), 10/17/15
 Had three or more passing touchdowns Florida State (5), 11/11/16
 Had three or more passes intercepted Central Michigan (3), 9/30/17

COMBINATION OFFENSE

Teammates with 200+ yards rushing
 Josh Adams (229) & Brandon Wimbush (207) of Notre Dame, 9/16/17
 Teammates with 100+ yards rushing
 Travis Etienne (113) & Kelly Bryant (106) of Clemson, 9/23/17
 Teammates with 100+ yards receiving
 Amba Etta-Tawo (144) & Steve Ishmael (108) of Syracuse, 10/22/16
 Had 100-yard receiver and rusher
 Auden Tate (101) and Dalvin Cook (108) of Florida State, 11/11/16

TOTAL OFFENSE

Had 600+ yards Notre Dame (611), 9/16/17
 Had 500+ yards Louisville (515), 11/5/16
 Had 400+ yards Clemson (482), 9/23/17
 Had fewer than 100 yards Buffalo (10 pass, 19 rush), 9/12/15

SCORING

Returned a kickoff for a touchdown ..Aregero Turner (86) of Northern Illinois, 9/26/15
 Returned a punt for a touchdown C.J. Spiller (77) of Clemson, 9/19/09
 Returned a blocked punt for a touchdown D.J. Green (9) of NC State, 10/9/10
 Returned an interception for a touchdown William Parks (69) of Arizona, 12/31/13
 Returned a fumble for a touchdownAndrew Motuapuaka (34) of Virginia Tech, 10/31/15

TURNOVERS

Did not commit a turnoverat Florida State, 11/11/16
 Committed five or more turnovers Notre Dame (5), 11/21/15
 Lost three or more fumbles Georgia Tech (3), 9/6/08

DEFENSE

Allowed 500+ yards of total offense..... Southern California (506), 9/13/14
 Allowed 400+ yards of total offenseNotre Dame (400), 9/16/17
 Held BC to 100 or fewer yards 83 at Louisville (-10 rush, 93 pass), 10/24/15
 Scored a safety Central Michigan, 9/30/17

SPECIAL TEAMS

Did not punt Miami, 11/26/96
 Blocked a punt Wake Forest blocked Nate Freese, 9/6/13
 Blocked punt returned for a touchdown D.J. Green (9) of NC State, 10/9/10
 Blocked a field goal Julius Jones (NC State) blocked Mike Knoll, 10/29/16
 Blocked a PAT and scored
Marcus Whitfield (Maryland) blocked Nate Freese & Anthony Nixon scored, 11/23/13
 Missed a PATNorth Carolina, 10/26/13

OPPONENT INDIVIDUAL PLAYER

RUSHING

Had a touchdown run of 80+ yardsDaniel Grochowski (80) of Army, 10/5/13
 Had a touchdown run of 70+ yards
 Brandon Pendergrass (76) of Wake Forest, 9/29/09
 Rushed for 200+ yards
 Josh Adams (229) & Brandon Wimbush (207) of Notre Dame, 9/16/17

PASSING

Had a touchdown pass of 70+ yards
 Bra'Lon Cherry from Ryan Finley (79) of NC State, 10/29/16
 Passed for 300+ yards Ryan Finley (307) of NC State, 10/29/16
 Completed 30+ passes Eric Dungey (32) of Syracuse 10/22/16
 Threw three or more interceptions Shane Morris (3) of Central Michigan, 9/30/17

RECEIVING

Caught 10+ passesJonathan Ward (10) of Central Michigan, 9/30/17
 Had 100+ yards receiving Jaylen Smith(123) of Louisville, 11/5/16
 Caught two or more touchdown passes James Quick (2) of Louisville, 11/5/16

TOTAL OFFENSE


Had 400+ yards of total offenseLamar Jackson (410) of Louisville, 11/5/16
 Scored three or more touchdownsBrandon Wimbush (4) of Notre Dame, 9/16/17

DEFENSE

Intercepted two or more passes Gerod Holliman (3) of Louisville, 11/8/14
 Recorded 15+ tackles Robert Caldwell (17) of NC State, 11/16/13

SPECIAL TEAMS

Scored 10+ points kicking Joey Slye (14) of Virginia Tech, 10/31/15
 Made three or more field goals Ross Martin (36, 38, 53) of Duke, 10/3/1
 Missed three or more field goals Jared McLaughlin (47, 44, 51) of BYU, 9/16/06
 Attempted five or more field goals Jeff Budzien (5-for-5) of Northwestern, 9/15/12



GAME 6: VIRGINIA TECH AT BOSTON COLLEGE

NUMERICAL ROSTER

No.	Name	Year	Pos.	Ht.	Wt.	Hometown/High School (Previous School)
1	Elijah Robinson	Jr.	WR	6-2	200	Montclair, N.J. /Montclair
2	Zach Allen	Jr.	DE	6-5	285	New Canaan, Conn. / New Canaan
2	AJ Dillon	Fr.	RB	6-0	240	New London, Conn./Lawrence Academy
3	Michael Walker	Jr.	WR	6-0	195	Naples, Fla. /Naples
4	Hamp Cheevers	So.	DB	5-10	165	Trenton, Fla. / Trenton
4	Darius Wade	Gr.	QB	6-0	215	Middletown, Del. /Middletown
5	Kamrin Moore	Sr.	DB	5-11	200	District Heights, Md. /Bishop Denis J. O'Connell
6	Jeff Smith	Jr.	WR	6-1	190	St. Petersburg, Fla. /Clearwater Central Catholic
7	Tate Haynes	Fr.	QB/DB	6-1	180	San Diego, Calif./Cathedral Catholic
7	Harold Landry	Sr.	DE	6-3	250	Spring Lake, N.C. / Pine Forest
8	EJ Perry	Fr.	QB	6-2	200	Andover, Mass./Andover
8	Will Harris	Jr.	DB	6-2	210	Suwanee, Ga. / Choate Rosemary Hall
9	Kobay White	R-Fr.	WR	6-1	200	Harrisburg, Pa. / Bishop McDevitt
10	Matt McDonald	Fr.	QB	6-3	205	Newport Beach, Calif./Mission Viejo
10	Ty Schwab	Sr.	LB	6-0	230	Merritt Island, Fla. /Merritt Island
11	CJ Lewis	Fr.	WR	6-4	200	Hamden, Conn./Cheshire Academy
11	Wyatt Ray	Jr.	DE	6-3	250	Boca Raton, Fla. / St. Thomas Aquinas
13	Anthony Brown	R-Fr.	QB	6-1	210	Cliffwood, N.J. / St. John Vianney
13	Connor Strachan	Sr.	LB	6-0	230	Wellesley, Mass. / St. Sebastian's
14	John Fadule	Jr.	QB	6-0	215	Wellesley, Mass. / Choate Rosemary
14	Max Richardson	So.	LB	6-0	230	Duluth, Ga. / Woodward Academy
15	Troy Flutie	Jr.	WR	6-0	190	Natick, Mass. / Natick
16	Davon Jones	So.	LB	5-10	220	Worcester, Mass. / St. John's (Shrewsbury)
17	Aidan Hegarty	R-Fr.	WR	6-1	185	Bluffton, S.C./Hilton Head
17	Mike Palmer	R-Fr.	DB	6-1	190	Endwell, N.Y. / Maine Endwell
18	Thadd Smith	Sr.	WR	5-9	180	Yeadon, Pa. / Cardinal O'Hara
19	Ben Glines	So.	WR	6-2	210	Cincinnati, Ohio / St. Xavier
20	Dennis Grosel	Fr.	QB	6-1	210	Wiloughby, Ohio/St. Ignatius
20	Isaac Yiadom	Sr.	DB	6-1	190	Worcester, Mass. / Doherty Memorial
21	Lukas Denis	Jr.	DB	5-11	185	Everett, Mass. / Everett
24	Taj-Amir Torres	Jr.	DB	5-9	180	Amherst, Mass. / Amherst-Pelham
25	Mehdi El Attrach	So.	DB	6-0	200	Orlando, Fla. / Lake Nona
27	Christian McStravick	R-Fr.	WR	6-3	215	Katy, Texas / Strake Jesuit College Prep
28	John Lamot	R-Fr.	LB	6-0	235	Graham, N.C. / Eastern Alamance
29	Brandon Sebastian	Fr.	DB	6-1	185	West Haven, Conn./Cheshire Academy
30	Jahmin Muse	Fr.	DB	6-2	195	Elizabeth, N.J./Elizabeth
32	Jon Hilliman	Jr.	RB	6-0	220	Plainfield, N.J. / Saint Peter's Prep
33	Adam Korutz	R-Fr.	DL	6-2	300	Johnson City, N.Y./Johnson City
34	Timi Tijani	Jr.	DB	6-1	190	Greencastle, Pa. / Mercersburg Academy
35	Travis Levy	Fr.	RB	5-11	195	Olney, Md./Sherwood
36	Paul Theobald Jr.	Fr.	LB	6-2	200	Caldwell, N.J./Seton Hall Prep
37	Gabriel McClary	Sr.	DB	6-3	210	Orlando, Fla. / Winter Park
38	Richard Wilson	Jr.	RB	5-10	225	Southfield, Mich. / Detroit Country Day
39	Jack Galvin	Sr.	DB	6-0	210	Lowell, Mass. / Bentley
39	Andrew Strader	So.	WR	5-7	165	Newport Beach, Calif. / Mater Dei
41	Thomas Hovsepian	Fr.	LB	5-10	180	Holliston, Mass./St. Sebastian's
41	Hunter Long	Fr.	TE	6-5	230	Exeter, N.H./Deerfield Academy
42	Drew McQuarrie	Fr.	TE	6-6	225	Weare, N.H./John Stark
43	Curt Bletzer	R-Fr.	LB	6-0	200	Medfield, Mass. / Catholic Memorial
44	Brandon Barlow	R-Fr.	DL	6-3	245	Cohoes, N.Y. / Shaker
45	Ben Stewart	Fr.	DB	5-11	205	Indianapolis, Ind./Cathedral
46	Jimmy Martin	So.	LB	5-11	220	Winter Park, Fla. / Orangewood Christian
47	Colton Cardinal	Jr.	FB	6-3	235	Franklin, Mass. / Franklin
48	Tanner Karafa	So.	DE	6-3	265	Ashburn, Va. / Stone Bridge
49	Kevin Bletzer	Jr.	LB	6-2	220	Medfield, Mass. / Catholic Memorial
49	Joseph Vitiello	Jr.	TE	6-3	260	Bridgewater, N.J. / Immaculata
50	Doug Rodier	R-Fr.	LB	6-1	230	Manchester-by-the-Sea, Mass. / Lawrence Academy
51	Isaiah Miranda	R-Fr.	LB	6-0	235	Boston, Mass. / Boston College High School
55	Wyatt Knopfke	So.	OL	6-4	300	Bradenton, Fla. / St. Stephen's Episcopal
55	Isaiah McDuffie	Fr.	LB	6-2	200	Buffalo, N.Y./Bennett
56	Mark Zavrl	Jr.	LB	6-0	225	Andover, Mass. / Andover (Cornell University)
57	Eddy Fish	R-Fr.	OL	6-6	300	South Boston, Mass./Lawrence Academy (Illinois)

GAME 6: VIRGINIA TECH AT BOSTON COLLEGE
NUMERICAL ROSTER

No.	Name	Year	Pos.	Ht.	Wt.	Hometown/High School (Previous School)
57	Ryan Whittelsey	Fr.	LB	6-0	200	Cary, N.C./Cheshire Academy
58	Reggie Terry Jr.	Fr.	LB	6-2	205	Florence, Ariz./Florence (Bridgton Academy)
59	Shane Leonard	R-Fr.	OL	6-1	295	Marshfield, Mass. / Marshfield
64	Ben Petruła	Fr.	OL	6-5	300	Freehold, N.J./St. Peter's Prep
65	Ryan Conte	Jr.	OL	6-4	295	Somerville, Mass. / Phillips Exeter
66	Anthony Palazzolo	So.	OL	6-5	315	Fairfield, Conn. / Fairfield College Prep
67	Aaron Monteiro	Jr.	OL	6-7	315	Brockton, Mass. / Brockton
69	Austin Stevens	Jr.	OL	6-3	295	Montclair, N.J. / Montclair
70	John Phillips	So.	OL	6-6	310	Phoenix, N.Y. / Christian Brothers Academy
72	Alec Lindstrom	Fr.	OL	6-4	260	Dudley, Mass./Shepherd Hill
73	Sam Schmal	Sr.	OL	6-7	310	Atlanta, Ga. / Westminster School
74	Marcell Lazard	Gr.	OL	6-6	310	Bloomfield, N.J./Bloomfield (West Virginia)
75	Chris Lindstrom	Jr.	OL	6-4	305	Dudley, Mass. / Shepherd Hill
76	Elijah Johnson	So.	OL	6-5	300	Severn, Md. / DeMatha Catholic
77	Jon Baker	Sr.	OL	6-3	300	Millis, Mass. / Millis
79	Sean Ragan	R-Fr.	OL	6-4	295	Westborough, Mass. / St. John's Shrewsbury
80	Caleb Stoneburner	Fr.	WR	6-4	200	Dublin, Ohio/Dublin Coffman
81	Chris Garrison	So.	TE	6-3	240	Goffstown, N.H. / Lawrence Academy
82	Nolan Borgersen	So.	WR	6-2	205	Westwood, N.J. / Westwood Regional
83	Charlie Callinan	Gr.	WR	6-4	235	Westfield, N.J. / Saint Peter's Prep
84	Jake Burt	R-So.	TE	6-3	250	Lynnfield, Mass. / St. John's Prep (Danvers)
85	Korab Idrizi	So.	TE	6-3	250	Fort Lee, N.J. / Bergen Catholic
86	Ray Marten	So	TE	6-3	260	Belle Harbor, N.Y. / Poly Prep
87	Noah Jordan-Williams	Fr.	WR	6-1	200	Cicero, N.Y./Christian Brothers Academy
88	Patrick Brown	Fr.	TE	6-5	230	Rancho Santa Fe, Calif./Cathedral Catholic
89	Tommy Sweeney	Jr.	TE	6-5	255	Ramsey, N.J. / Don Bosco Prep
90	Bryce Morais	R-Fr.	DL	6-4	275	Grayson, Ga./Grayson
91	Jaleel Berry	Fr.	DT	6-2	300	Syracuse, N.Y./Nottingham
91	Max Schulze-Geisthovel	Sr.	K	6-2	190	Drensteinfurt, Germany/St. Leo's
92	Kevin Cohee	Jr.	DT	6-2	275	Chestnut Hill, Mass. / Roxbury Latin
93	Nate Emer	Fr.	DL	6-5	250	Marilla, N.Y./Iroquois
94	Noa Merritt	Sr.	DT	6-0	290	Sparta, N.J. / Pope John XXIII
95	Grant Carlson	R-Fr.	P	6-0	190	Missouri City, Texas/Ridge Point
95	Taylor Hill	R-Fr.	DL	6-0	250	Pickerington, Ohio / St. Charles Prep
96	Ray Smith	Jr.	DT	6-1	305	Carlsbad, Calif. / Cathedral Catholic
97	James Levere	Jr.	K/P	6-1	220	West Hartford, Conn./Avon Old Farms
97	Marcus Valdez	Fr.	DE	6-1	245	Perth Amboy, N.J./Don Bosco Prep
98	Jack Kenny	Sr.	DT	6-3	275	Baltimore, Md. / Loyola Blakefield
98	Mike Knoll	Sr.	K/P	6-0	200	Copley, Ohio / Walsh Jesuit
99	Colton Lichtenberg	Jr.	K	5-10	190	Savannah, Ga. / Savannah Country Day
99	TJ Rayam	Fr.	DT	6-1	300	Alabaster, Ala./Thompson (Peggie School)

COACHES

Steve Addazio	Head Coach
Frank Leonard	Assistant Head Coach/Tight Ends
Scot Loeffler	Offensive Coordinator/Quarterbacks
Jim Reid	Defensive Coordinator/Linebackers
Ricky Brown	Special Teams Coordinator/Outside Linebackers
Justin Frye	Run Game Coordinator/Offensive Line
Anthony Campanile	Defensive Backs
Rich Gunnell	Wide Receivers
Paul Pasqualoni	Defensive Line
Brian White	Running Backs
Alex Kurtz	Graduate Assistant, Offense
Julian Campenni	Graduate Assistant, Offense
Brendan McGovern	Graduate Assistant, Defense
Adam Mueller	Graduate Assistant, Defense
Frank Piraino	Head Strength & Conditioning Coach

PLAYER NOTES (in numerical order by position group)

QUARTERBACKS

4 Darius Wade

(6-0, 215, Grad. student, Middletown, Del.)

- Saw action in nine games in 2016 and two in 2017.
- Played in 18 career games with three career starts.
- Starter for the first three games in 2015 before an injury in game three against Florida State ended his season.

WADE'S CAREER HIGHS

Attempts: 25 vs. Maine, 9/5/15

Completions: 14 vs. Maine, 9/5/15

Yards: 155 vs. Maine, 9/5/15

Long Pass: 24 vs. Buffalo, 10/1/16

Rushes: 11 vs. Maine, 9/5/15

Rush yards: 18 vs. Maine, 9/5/15

Long rush: 17 (2x) last vs. Howard, 9/12/15

13 Anthony Brown

(6-1, 210, R-Fr., Cliffwood, N.J.)

- Second BC freshman quarterback to start a season opener in school history.
- 26-of-42 passing for 191 yards and two touchdowns in the NIU win (9/1/17).
- Both his attempts and completion totals are the most a BC quarterback has logged under head coach Steve Addazio.
- Career-high in yards (215) and tied a career-best with two touchdown passes against Notre Dame (9/16/17).
- First two completions of 30 yards or more against No. 2 Clemson (9/23/17), including a career-long completion of 37 yards to Tommy Sweeney.
- Missed two days of practice leading up to the Central Michigan game due to a shoulder injury, but made the start vs. the Chippewas (9/30/17).
- 14-of-21 passing for 85 yards and a score as BC rushed for a season-high 224 yards on the ground against CMU.

BROWN'S CAREER HIGHS

Attempts: 42 at Northern Illinois, 9/1/17

Completions: 26 at Northern Illinois, 9/1/17

Yards: 215 vs. Notre Dame, 9/16/17

TD Passes: 2 (2x), last vs. Notre Dame, 9/16/17

Long Pass: 37 at No. 2 Clemson, 9/23/17

Interceptions: 3 vs. Wake Forest, 9/9/17

Rushes: 7 at Northern Illinois, 9/1/17

Rush yards: 20 vs. Central Michigan, 9/30/17

Long rush: 11 vs. Central Michigan, 9/30/17

RUNNING BACKS

2 AJ Dillon

(6-0, 240, Fr., New London, Conn.)

- Rated the No. 1 player in Massachusetts and the No. 20 running back nationally by Rivals.com.
- Standout performer for former BC standout Paul Zukauskas at Lawrence Academy in Massachusetts.
- Chose to attend Boston College over Michigan.
- First career game at Northern Illinois (9/1/17).
- Career-highs in attempts (16) and rushing yards (58) against Notre Dame (9/16/17).
- First career touchdown at No. 2 Clemson (9/23/17) and led BC with 57 rushing yards against the Tigers.
- First BC true freshman running back since Jon Hilli-

man in 2014 (vs. Penn State) to rush for 100 yards in a game with his career-high 120 yards against Central Michigan (9/30/17).

- Finished with a career-best 25 carries and scored his second career touchdown in the win against the Chippewas.

DILLON'S CAREER HIGHS

Rush attempts: 25 vs. Central Michigan, 9/30/17

Rush yards: 120 vs. Central Michigan, 9/30/17

Long rush: 18 vs. Central Michigan, 9/30/17

Rushing TDs: 1 (2x), last vs. Central Michigan, 9/30/17

32 Jon Hilliman

(6-0, 220, Jr., Plainfield, N.J.)

- Tied for 10th in Boston College history with 23 career rushing touchdowns.
- Holds school record for rushing attempts for a freshman (210) in 2014.
- Appeared in 33 career games with 24 career starts at running back.
- Career-long 73-yard run for a touchdown in the 2016 season-opener in Ireland vs. Georgia Tech (9/3/16).
- Six career 100-yard rushing games.
- First career receiving touchdown in the Wake Forest game (9/9/17).
- Season-highs in attempts (22), rushing yards (122) and long run (29) against Notre Dame (9/16/17).
- Key fourth down reception for 11 yards on BC's touchdown drive at No. 2 Clemson in the third quarter to tie the game at seven (9/23/17).
- First three touchdown game of his career (two rushing, one receiving) in the win over Central Michigan (9/30/17).

HILLIMAN'S CAREER HIGHS

Points scored: 18 vs. Central Michigan, 9/30/17

Touchdowns: 3 vs. Central Michigan, 9/30/17

Rush attempts: 29 vs. Maryland, 12/26/16

Rush yards: 148 vs. Penn State, 12/27/14

Rush TDs: 2 (7x) last vs. Central Michigan, 9/30/17

Long rush: 73 vs. Georgia Tech, 9/3/16

Receptions: 3 (2x), last vs. Notre Dame, 9/16/17

Receiving yards: 33 vs. Maine, 9/5/15

Receiving TDs: 1 (3x), last vs. Central Michigan, 9/30/17

Long reception: 17 vs. Maine, 9/5/15

Total offense attempts: 29 vs. Maryland, 12/26/16

Total offense yards: 148 vs. Penn State, 12/27/14

All-purpose yards: 148 vs. Penn State, 12/27/14

35 Travis Levy

(5-11, 190, Fr., Olney, Md.)

- Maryland Gatorade Player of the Year as a senior at Sherwood High School in 2016.
- Led Sherwood to a 10-1 record after rushing for 1,809 yards and 29 touchdowns as a senior.
- Rated the No. 2 running back in Maryland and the fifth-best running back in the East by Scout.com.
- Enrolled at Boston College in January of 2017.
- First career game at Northern Illinois (9/1/17).
- First rushing attempts against Wake Forest (9/9/17), totaling three carries for 18 yards.

LEVY'S CAREER HIGHS

Rush attempts: 3 (2x), last at No. 2 Clemson, 9/23/17

Rush yards: 18 vs. Wake Forest, 9/9/17

Long rush: 19 vs. Wake Forest, 9/9/17

Receptions: 2 vs. Notre Dame, 9/16/17

Receiving yards: 13 vs. Notre Dame, 9/16/17

Long reception: 8 vs. Notre Dame, 9/16/17

WIDE RECEIVERS

3 Michael Walker

(6-0, 195, Jr., Naples, Fla.)

- Led BC in receptions (33), receiving yards (420) and receiving touchdowns (4) in 2016.
- Long reception of 49 yards for a touchdown in the Quick Lane Bowl victory against Maryland (12/26/16).
- Led BC in receptions (8) and targets (12) in the Northern Illinois win (9/1/17).
- 50 yards receiving and his fifth career TD vs. NIU.
- Season-long 55-yard kickoff return and 19-yard punt return against Wake Forest (9/9/17).
- Career-best 200 all-purpose yards against Wake Forest (9/9/17).
- Game-high 151 all-purpose yards at No. 2 Clemson (9/23/17), including career-long punt return of 27 yards to setup a BC touchdown.
- Registered 128 punt return yards - including 124 in the first half - against Central Michigan (9/30/17).
- It was the fourth-best single-game total in BC history. It was the most punt return yards in a game since Ed Rideout finished with 131 punt return yards against Holy Cross in 1970. He finished the game with 135 all-purpose yards.
- Walker setup BC's first touchdown of the game with a career-long 61-yard punt return. Last week at No. 2 Clemson, Walker's previous career-long of 27 yards also set up a BC touchdown.
- Over the last two games at No. 2 Clemson and against Central Michigan, BC had four scoring drives ending in touchdowns came after Walker got things started with a punt return of 27 yards or longer.

WALKER'S CAREER HIGHS

Rush attempts: 1 vs. Howard, 9/12/15

Rush yards: 14 vs. Howard, 9/12/15

Long rush: 14 vs. Howard, 9/12/15

Receptions: 7 at NC State, 10/29/16

Receiving yards: 78 at NC State, 10/29/16

Receiving TDs: 1 (5x) last at Northern Illinois, 9/1/17

Long reception: 49 vs. Maryland, 12/26/16

All-purpose yards: 200 vs. Wake Forest, 9/9/17

Kick returns: 5 vs. Virginia Tech, 10/31/15

Kick return yards: 152 vs. Virginia Tech, 10/31/15

Long kick return: 67 vs. Notre Dame, 11/21/15

Long punt return: 61 vs. Central Michigan, 9/30/17

Punt return yards: 128 vs. Central Michigan, 9/30/17

6 Jeff Smith

(6-1, 190, Jr., St. Petersburg, Fla.)

- Played in all 13 games as a sophomore with six starts in 2016.
- Transitioned to wide receiver from quarterback in the spring of 2016.
- Second on the team in receptions (27) and receiving yards (395) in 2016.
- Three receptions for 18 yards (eight targets) in the win at Northern Illinois (9/1/17).
- Three rushing attempts for 26 yards (8.7 yards per carry) in the NIU victory.
- Led BC with five receptions for 56 yards against

Wake Forest (9/9/17).

- Led BC with four receptions for 58 yards at No. 2 Clemson, including a 33-yard reception.

SMITH'S CAREER HIGHS

Receptions: 5 (3x) last vs. Wake Forest, 9/9/17
Receiving yards: 98 vs. Massachusetts, 9/10/16
Long reception: 58 vs. Wagner, 9/24/16
Points scored: 18 vs. Howard, 9/5/15
Touchdowns: 3 vs. Howard, 9/5/15
Rushes: 13 at Syracuse, 11/28/15
Rush yards: 117 at Syracuse, 11/28/15
Rush TDs: 3 vs. Howard, 9/5/15
Long rush: 80 vs. Notre Dame, 11/21/15
Attempts: 22 at Clemson, 10/17/15
All-purpose yards: 121 vs. Connecticut, 11/19/16
Completions: 7 at Clemson, 10/17/15
Pass TDs: 1 (2x) last vs. Notre Dame, 11/21/15
Long pass: 39 at Clemson, 10/17/15
Passing yards: 87 at Clemson, 10/17/15

83 Charlie Callinan

(6-4, 235, Grad. student, Westfield, N.J.)

- Leads the team among active players with 41 career games played and 31 career starts.
- Named a captain for the 2017 season.
- Played in 13 games in 2016 with nine starts at wide receiver.
- Fourth among the receivers with 286 yards last season.
- Set career-highs and led BC in receptions (7), receiving yards (82) and receiving touchdowns (2) against Notre Dame (9/16/17).
- Out for an extended period of time with a foot injury suffered at practice prior to the Clemson game.

CALLINAN'S CAREER HIGHS

Receptions: 7 vs. Notre Dame, 9/16/17
Receiving yards: 82 vs. Notre Dame, 9/16/17
Receiving TDs: 2 vs. Notre Dame, 9/16/17
Long reception: 35 vs. Clemson, 10/18/14
All-purpose yards: 82 vs. Notre Dame, 9/16/17

TIGHT ENDS

81 Chris Garrison

(6-3, 240, So., Goffstown, N.H.)

- Played in the first five games in 2016 before suffering a season-ending leg injury.
- Two starts at wide receiver with five receptions for 90 yards last season.
- Versatile player who can lineup at wide receiver, in the slot or at tight end.
- Started in two tight end formation in the win at Northern Illinois (9/1/17), finishing with one reception for 17 yards to setup a BC touchdown.
- Tied career-high with two receptions against Notre Dame (9/16/17).

GARRISON'S CAREER HIGHS

Receptions: 2 (2x), last vs. Notre Dame, 9/16/17
Receiving yards: 44 vs. Buffalo, 10/1/16
Long reception: 44 vs. Buffalo, 10/1/16

89 Tommy Sweeney

(6-5, 255, Jr., Ramsey, N.J.)

- Started all 13 games he appeared in at tight end in 2016.

- Third on the team with 353 receiving yards and 26 receptions in 2016.
- Two game-winning touchdown receptions in 2016 - at NC State (10/29/16) and at Wake Forest (11/26/16).
- Starter in all five games at tight end in 2017.
- Tied for team-lead with four receptions at No. 2 Clemson (9/23/17), including a career-long catch of 37 yards.
- Tied for team-lead with three catches against Central Michigan (9/30/17).

SWEENEY'S CAREER HIGHS

Receptions: 5 at NC State, 10/29/16
Receiving yards: 78 at NC State, 10/29/16
Long reception: 37 at No. 2 Clemson, 9/23/17
Receiving TDs: 1 (3x) last vs. Maryland, 12/26/16

OFFENSIVE LINE

64 Ben Petruła

(6-5, 300, Fr., Freehold, N.J.)

- True freshman who made an immediate impression with his play during preseason camp.
- Able to play every position on the offensive line.
- Made first career start and played in his first collegiate game against Wake Forest (9/9/17).
- It was his first game at any level playing center against Wake.
- Played the entire game at center against Wake (83 snaps).
- Started and played all 85 snaps at center against Notre Dame (9/16/17).
- Starter at center against Clemson (9/23/17) and played the entire game.
- Started at center vs. Central Michigan (9/30/17), playing all 77 snaps in the win.
- Helped pave the way for BC's best rushing day of the year with 224 yards rushing vs. the Chips.

67 Aaron Monteiro

(6-7, 315, Jr., Brockton, Mass.)

- Started all 12 games he played in at left tackle as a sophomore in 2016.
- Earned playing time in six games, including five starts, as a true freshman in 2015.
- Eighth consecutive start at left tackle in the season opening win at Northern Illinois (9/1/17).
- Played 91 snaps as the starter at left tackle against NIU (9/1/17) and all 83 snaps in the Wake Forest game (9/9/17).
- Starter at left tackle and played the entire game (85 snaps) against Notre Dame (9/16/17).
- Suffered an ankle injury in the second half at Clemson and did not return (9/23/17).
- Started at left tackle in the Central Michigan win (9/30/17) and played all 77 snaps.
- BC rushed for a season-high 224 yards in the win against the Chips.

70 John Phillips

(6-6, 310, R-So., Phoenix, N.Y.)

- Sophomore who can play at guard or tackle.
- Played in 11 games as a redshirt freshman in 2016.
- Started at left guard against Wake Forest and played 76 snaps.
- Earned the start at right guard in the Notre Dame game and played 75 snaps against the Fighting Irish.
- Starter at right guard at Clemson (9/23/17).
- Started at right guard against Central Michigan and

played 72 snaps.

- Part of a starting offensive line against the Chips that rushed for 224 yards, a season-high on the ground.

73 Sam Schmal

(6-7, 300, Sr., Atlanta, Ga.)

- Played in his 18th career game and second career start at left guard in the win at Northern Illinois (9/1/17).
- Logged 88 snaps at left guard in the NIU win.
- Came off the bench to play 49 snaps against Wake Forest at guard.
- Starter at left guard and played 67 snaps in the Notre Dame game (9/16/17).
- Starter at left guard against Central Michigan and played 68 snaps as BC rushed for a season-best 224 yards on the ground.

74 Marcell Lazard

(6-6, 310, Grad. Student, Bloomfield, N.J.)

- Played in his 27th career game (first at Boston College) in the season opener at Northern Illinois (9/1/17).
- 13th career start against NIU overall at right tackle.
- Played 38 snaps in the NIU victory.
- Starter at right tackle against Wake Forest and played 46 snaps.

75 Chris Lindstrom

(6-4, 355, Jr., Dudley, Mass.)

- Second on the team in career starts (27) and career games played (30) on the offensive line.
- Started at right guard in the season opener and also played at right tackle at NIU (9/1/17).
- Played all 94 snaps against NIU and graded out as the team's top lineman (80 %) against the Huskies (9/1/17).
- Played 77 snaps in the Wake Forest game (9/9/17).
- Starter and played 84 snaps against Notre Dame (9/16/17) at right guard.
- Graded out at 85 percent as the team's best lineman in the win against Central Michigan (9/30/17).
- Started all 13 games at right guard in 2016.
- Saw playing time in 12 games as a true freshman in 2015, including the final nine starts of the year at right guard.
- Played at just 260 pounds as a true freshman in 2015.

77 Jon Baker

(6-3, 300, Sr., Millis, Mass.)

- Voted by his teammates as a captain in 2017.
- Will miss the rest of the 2017 season with a knee injury.
- Played all but one snap in the win at Northern Illinois (9/1/17) in his 26th consecutive start at center.
- Named to the Rimington Trophy Watch List.
- Started all 13 games at center in 2016 and has started 26 straight games at center.
- Has played in 36 consecutive games.
- Two-time All-ACC Academic Team member and three-time Athletic Director's Award for Academic Achievement at BC.

DEFENSIVE LINE

2 Zach Allen

(6-5, 285, Jr., New Canaan, Conn.)

- Started season opener at Northern Illinois (9/1/17) and totaled a career-high nine tackles.
- Eight tackles, including two behind the line of scrimmage against Wake Forest (9/9/17).

- Equaled career-high with nine tackles, including one sack against Notre Dame (9/16/17).
- Productive game at No. 2 Clemson with eight tackles (9/23/17).
- Seven tackles, first career interception, two tackles for loss and a sack in the win against Central Michigan (9/30/17).
- Played in all 13 games with one start in 2016 at defensive end.
- 36 tackles and third on the team with 6.5 sacks in 2016.
- Fifth on the team with 10 tackles-for-loss last year.
- Set career-high with two sacks in the Quick Lane Bowl victory over Maryland (12/26/16).

ALLEN'S CAREER HIGHS

Tackles: 9 (2x), last vs. Notre Dame, 9/16/17
 Tackles for loss: 2.5 at Massachusetts, 9/10/16
 Sacks: 2.0 vs. Maryland, 12/26/16
 Fumbles Recovered: 1 (2x) last at NC State, 10/29/16
 Interceptions: 1 vs. Central Michigan, 9/30/17

**7 Harold Landry
 (6-3, 250, Sr., Spring Lake, N.C.)**

- Led the nation in sacks (16.5) and forced fumbles (7) in 2016.
- Second Team All-American as a junior (Associated Press, Walter Camp Football Foundation).
- Finalist for the Ted Hendricks Award as a junior.
- 2017 Preseason All-America selection.
- Set BC single-season record with 16.5 sacks in 2016.
- Five tackles, two TFLs, one sack and one pass breakup against Wake Forest (9/9/17).
- Season-high eight tackles and one TFL at No. 2 Clemson (9/23/17).
- Five tackles, two tackles for loss and a sack in the Central Michigan victory (9/30/17).

LANDRY'S CAREER HIGHS

Tackles: 11 vs. Florida State, 9/18/15
 Tackles for loss: 5 vs. Wagner, 9/24/16
 Sacks: 3 (2x) last at Wake Forest, 11/26/16
 Forced Fumbles: 2 vs. Maine, 9/5/15
 Fumbles Recovered: 1 at Louisville, 10/24/15
 Interceptions: 1 vs. Maryland, 12/26/16
 Long INT Return: 20 yards vs. Maryland, 12/26/16

**11 Wyatt Ray
 (6-3, 250, Jr., Boca Raton, Fla.)**

- Has played in every game over the last three seasons (28).
- Career-high six tackles against Wake Forest (9/9/17).
- Two tackles and a half sack in the Central Michigan victory (9/30/17).
- 27 tackles, 7.0 tackles-for-loss and 4.5 sacks in 2016.
- Tallied a sack in the Quick Lane Bowl as the BC defensive line earned bowl game MVP honors.

RAY'S CAREER HIGHS

Tackles: 6 vs. Wake Forest, 9/9/17
 Sacks: 1.5 at Massachusetts, 9/10/16
 Tackles for loss: 1.5 at Massachusetts, 9/10/16
 Pass breakups: 1 at Clemson, 10/17/15

**94 Noa Merritt
 (6-0, 290, Sr., Sparta, N.J.)**

- Starter all five games at defensive tackle this season.

- Five tackles against Wake Forest (9/9/17).
- Career-high seven stops against Notre Dame (9/16/17), including one TFL.
- Appeared in 25 career games at Boston College, including a forced fumble in the end zone recovered for a touchdown in the Quick Lane Bowl victory against Maryland in 2016.

MERRITT'S CAREER HIGHS

Tackles: 7 vs. Notre Dame, 9/16/17
 Tackles for loss: 2.0 vs. Maryland, 12/26/16

**96 Ray Smith
 (6-1, 305, Jr., Carlsbad, Calif.)**

- Three tackles as the starter at nose tackle in the win at Northern Illinois (9/1/17).
- Career-high nine tackles and half a sack against Wake Forest (9/9/17).
- Six tackles at No. 2 Clemson (9/23/17).
- Seven tackles and a pass deflection in the Central Michigan victory (9/30/17).
- Played in 10 games with nine starts at nose tackle in 2016.
- Strong run-stopper who is the anchor of the BC interior defensive line.
- 24 tackles, 3.0 TFLs and one sack in 2016.

SMITH'S CAREER HIGHS

Tackles: 9 vs. Wake Forest, 9/9/17
 Sacks: 1.0 vs. Maryland, 12/26/16

LINEBACKERS

**10 Ty Schwab
 (6-0, 240, Sr., Merritt Island, Fla.)**

- Six tackles in his 14th consecutive start at weakside linebacker in the victory at Northern Illinois (9/1/17).
- Eight tackles in a starting role against Wake Forest (9/9/17).
- Tied a then-career-high with 10 tackles against Notre Dame (9/16/17).
- Established a new career-best with 11 tackles and 1.5 sacks at No. 2 Clemson (9/23/17).
- Five tackles including half a sack in the Central Michigan victory (9/30/17).
- Started all 13 games at weakside linebacker in 2016.
- Third on the team with 61 tackles as a junior.
- Recorded 5.5 TFLs, one sack, one interception and two pass breakups in 2016.
- Career-high 10 tackles vs. Clemson (10/7/16).

SCHWAB'S CAREER HIGHS

Tackles: 11 at No. 2 Clemson, 9/23/17
 Tackles for a loss: 1.5 at No. 2 Clemson, 9/23/17
 Interceptions: 1 at NC State, 10/29/16
 Sacks: 1.5 at No. 2 Clemson, 9/23/17

**13 Connor Strachan
 (6-0, 230, Sr., Wellesley, Mass.)**

- Moved from middle linebacker to strongside linebacker in 2017.
- Season-high seven tackles including one for loss in the Wake Forest game (9/9/17).
- Out for the season with a knee injury.
- All-ACC honorable mention in 2016.
- Played in 12 games with 11 starts at middle linebacker as a junior.
- Tied for second in the nation and first in the ACC with four recovered fumbles in 2016.

- Led BC with 80 tackles as a junior.
- Third on the team with 11 TFLs and added 3.5 sacks in 2016.

STRACHAN'S CAREER HIGHS

Tackles: 12 vs. Clemson, 10/17/15
 Sacks: 2.5 at Massachusetts, 9/10/16
 Tackles for loss: 4 vs. Georgia Tech, 9/3/16
 Interceptions: 1 (2x) last vs. Wake Forest, 10/10/15
 Long interception return: 16 vs. Howard, 9/12/15
 Fumbles forced: 1 at Massachusetts, 9/10/16
 Fumbles recovered: 1 (5x) last vs. Buffalo, 10/1/16
 Pass breakups: 1 (3x) last at Clemson, 10/17/15

**14 Max Richardson
 (6-0, 230, So., Duluth, Ga.)**

- First-year starter at middle linebacker who is out indefinitely with a knee injury.
- Seven tackles, including his first career half sack and a pass breakup against Wake Forest (9/9/17).
- Equaled career-high with seven stops against Notre Dame (9/16/17).
- Seven stops against No. 2 Clemson (9/23/17) before leaving the game with a knee injury.
- Saw action in 11 games as a true freshman, mostly on special teams.
- Suffered a foot injury in spring practice and missed the first two weeks of preseason camp.

RICHARDSON'S CAREER HIGHS

Tackles: 7 (3x) last at No. 2 Clemson, 9/23/17
 Tackles for a loss: 0.5 (2x) last vs. Wake Forest, 9/9/17
 Sacks: 0.5 vs. Wake Forest, 9/9/17
 Fumbles forced: 1 at Florida State, 11/11/16
 Pass breakups: 1 vs. Wake Forest, 9/9/17

**16 Davon Jones
 (5-10, 220, So., Worcester, Mass.)**

- Played in all 13 games as a redshirt freshman in 2016, including one start at running back.
- Second on the team with 361 rushing yards in 2016, averaging 4.0 yards per carry.
- Scored two rushing touchdowns and also threw a touchdown pass in the win at NC State (10/29/16).
- Three carries for 21 yards against Wake Forest (9/9/17).
- Moved to linebacker prior to the Clemson game to help with depth at the position.
- First career appearance at linebacker in the Central Michigan victory (9/30/17).

JONES' CAREER HIGHS

Rush attempts: 12 vs. Wagner, 9/24/16
 Rush yards: 90 vs. Wagner, 9/24/16
 Long rush: 26 vs. Wagner, 9/24/16
 Receptions: 2 vs. Clemson, 10/7/16
 Long reception: 38 vs. Buffalo, 10/1/16
 All-purpose yards: 91 vs. Buffalo, 10/1/16
 Tackles: 1 vs. Central Michigan, 9/30/17

**49 Kevin Bletzer
 (6-2, 220, Jr., Medfield, Mass.)**

- Junior who has played special teams his first two seasons before replacing Connor Strachan in the starting lineup against Notre Dame (9/16/17).
- Four tackles and recovered his first career fumble against Notre Dame.

- Six tackles and forced his first career fumble at No. 2 Clemson (9/23/17).
- Two pass breakups and a half sack against the Tigers as well.
- Career-high seven tackles and career-best two tackles for loss in the win over Central Michigan (9/30/17).
- Has played in 30 career games.

BLETZER'S CAREER HIGHS

Tackles: 7 vs. Central Michigan, 9/30/17
 Fumble Recoveries: 1 vs. Notre Dame, 9/16/17
 Forced Fumbles: 1 at No. 2 Clemson, 9/23/17
 Pass Breakups: 2 at No. 2 Clemson, 9/23/17
 Sacks: 0.5 at No. 2 Clemson, 9/23/17
 Tackles for loss: 2 vs. Central Michigan, 9/30/17

DEFENSIVE BACKS

5 Kamrin Moore

(5-11, 200, Sr., District Heights, Md.)

- Voted by his teammates as a captain in 2017.
- 14th consecutive start at cornerback in the victory at Northern Illinois (9/1/17), staying on the field for all 78 plays.
- Five tackles, one pass breakup and one tackle for a loss against Wake Forest (9/9/17).
- Six tackles and two pass breakups vs. Notre Dame (9/16/17).
- Four tackles and locked up his receivers all day at No. 2 Clemson (9/23/17).
- All over the field in the win over Central Michigan (9/30/17) with six tackles, one TFL and a pass breakup.
- Key pass breakup on the two-point conversion for Central Michigan in the first half.
- Started all 13 games at right corner in 2016 and finished the year with 43 tackles.
- Two interceptions in 2016, including the game-winning interception in the end zone at NC State (10/29/16).
- Started the first eight games in 2015 at corner before suffering a season-ending leg injury at Louisville (10/24/15).

MOORE'S CAREER HIGHS

Tackles: 10 vs. No. 3 Clemson, 10/17/15
 Tackles for loss: 1.0 (3x) last vs. C. Michigan, 9/30/17
 Pass breakups: 2 vs. Notre Dame, 9/16/17
 Fumble recovery: 1 vs. Connecticut, 11/19/16
 Interceptions: 1 (2x) last vs. Connecticut, 11/19/16

8 Will Harris

(6-2, 210, Jr., Suwanee, Ga.)

- Career-high 10 tackles in his 17th consecutive start at strong safety in the victory at Northern Illinois (9/1/17).
- Led BC with nine tackles and two TFLs against Wake Forest (9/9/17).
- Eight tackles and a QB hurry against Notre Dame (9/16/17).
- Six tackles at No. 2 Clemson (9/23/17).
- Tied his career-high and led BC with 10 tackles in the win over Central Michigan (9/30/17).
- Started all 13 games at strong safety in 2016.
- Recorded 47 tackles, two interceptions and four pass breakups as a sophomore.
- Played in 12 games with three starts at strong safety as a true freshman in 2015.

HARRIS' CAREER HIGHS

Tackles: 10 (2x), last vs. Central Michigan, 9/30/17
 Tackles for a loss: 2.0 vs. Wake Forest, 9/9/17
 Interceptions: 1 (three) last vs. Syracuse, 10/22/16
 Forced Fumbles: 1, vs. Virginia Tech, 10/31/15

20 Isaac Yiadom

(6-1, 190, Sr., Worcester, Mass.)

- Presented with the Jay McGillis Memorial Scholarship Award at the conclusion of 2017 spring practice.
- 16th career start at cornerback in the victory at Northern Illinois (9/1/17).
- Tied a career-high with six tackles at NIU.
- Four tackles and saved two long touchdown runs against Notre Dame (9/16/17) by running down the ND running backs.
- Big-time performance at No. 2 Clemson (9/23/17), finishing with a career-high eight tackles and his second career interception.
- Two pass breakups and one TFL against Clemson.
- Five tackles and a pass breakup in the win over Central Michigan (9/30/17).
- Played in all 13 games with eight starts at left corner in 2016.
- Led BC with 10 pass breakups as a junior and ended the season with 26 tackles.

YIADOM'S CAREER HIGHS

Tackles: 8 at No. 2 Clemson, 9/23/17
 Tackles for a loss: 1 (2x), last at No. 2 Clemson, 9/23/17
 Pass breakups: 3 vs. Buffalo, 10/1/16
 Interceptions: 1 (2x), last at No. 2 Clemson, 9/23/17
 Fumbles forced: 1 at Massachusetts, 9/10/16

21 Lukas Denis

(5-11, 185, Jr., Everett, Mass.)

- Made the move from cornerback to free safety and enters 2017 as the starter at free safety.
- First career start in the win at Northern Illinois (9/1/17), finishing with four tackles and second career interception.
- Six tackles and a forced fumble against Wake Forest (9/9/17).
- Totaled a then-career-high seven tackles and an interception against Notre Dame (9/16/17).
- Best performance of his career at No. 2 Clemson (9/23/17), totaling a career-high 13 tackles (also a game-high) along with his third interception of the season and a forced fumble.
- Career-high two interceptions in the victory over Central Michigan (9/30/17).
- Also contributed six tackles and a pass breakup in the win over the Chips.
- Recorded first career interception at Wake Forest (11/26/16) to seal the victory and help BC become bowl-eligible.

DENIS' CAREER HIGHS

Tackles: 13 at No. 2 Clemson, 9/23/17
 Forced fumbles: 1 (2x), last at No. 2 Clemson, 9/23/17
 Pass breakups: 2 (2x) last at Northern Illinois, 9/1/17
 Interceptions: 2 vs. Central Michigan, 9/30/17

SPECIALISTS

91 Max Schulze-Geisthovel

(6-2, 210, Sr., Drensteinfurt, Germany)

- First year on the football team after playing soccer at Boston College.

- Three touchbacks in his college football debut at Northern Illinois (9/1/17).
- Two touchbacks on three kickoffs against Wake Forest (9/9/17).
- Five touchbacks on all five kickoffs against Notre Dame (9/16/17).
- Three touchbacks on six kickoffs in the victory over Central Michigan (9/30/17).
- Scored seven goals last season on the pitch for BC men's soccer.

98 Mike Knoll

(6-0, 200, Sr., Copley, Ohio)

- Handled both the place-kicking and punting duties in 2016.
- Starter at punter in 2017 and finished with four punts inside the 20 in the Northern Illinois win (9/1/17).
- Averaged 43.1 yards per punt (seven punts), including a season-long of 53 yards against Wake Forest (9/9/17).
- Seven of his eight punts against Notre Dame (9/16/17) were pinned inside the Irish 20-yard line.
- One of the best games a punter can have at No. 2 Clemson (9/23/17) as he pinned six punts inside Clemson's 10-yard line.
- Three of the six punts were inside the six-yard line and Knoll averaged 42.3 yards per punt on nine punts.
- He also had a long punt of 53 yards against the Tigers.
- Averaged 42.2 yards per punt against Central Michigan, including a long of 52 yards (9/30/17).

KNOLL'S CAREER HIGHS

Punt attempts: 13 at Virginia Tech, 9/17/16
 Punt yards: 537 at Virginia Tech, 9/17/16
 Longest punt: 63 at Massachusetts, 9/10/16
 Points scored: 12 vs. Connecticut, 11/19/16
 PATs: 6 vs. Wagner, 9/24/16
 Field goals made: 3 vs. Connecticut, 11/19/16
 Field goal attempts: 3 vs. Connecticut, 11/19/16
 Longest FG: 40 (2x) last at Massachusetts, 9/10/16

99 Colten Lichtenberg

(5-10, 190, Jr., Savannah, Ga.)

- Career-best performance in the win at Northern Illinois (9/1/17), finishing a perfect 3-for-3 on field goals including the game-winner from 37 yards out with 2:13 remaining in the fourth quarter.
- ACC Specialist of the Week for his efforts in the NIU win.
- Named one of three stars of the week nationally by the Lou Groza Award following the NIU game.
- Career-high three field goals and 11 points in the NIU victory.
- Drilled a 42-yard field goal against the Huskies, the second-longest field goal of his career.
- 1-for-1 with a 30-yard field goal against Wake Forest (9/9/17).
- Two-for-two on field goals of 38 and 41 yards against Notre Dame (9/16/17).

LICHTENBERG'S CAREER HIGHS

Points scored: 11 at Northern Illinois, 9/1/17
 Kick PATs: 2 (4x) last at Northern Illinois, 9/1/17
 Field goals made: 3 at Northern Illinois, 9/1/17
 Field goal attempts: 3 at Northern Illinois, 9/1/17
 Longest field goal: 43 (2x) last at Syracuse, 11/28/15

Zach Allen

INTERCEPTIONS	G	No.	Yds	TD	Lg	Avg/R	Avg/G
2015	12	0	0	0	0	0.0	0.0
2016	13	0	0	0	0	0.0	0.0
2017	5	1	0	0	0	0.0	0.0
TOTAL	30	1	0	0	0	0.0	0.0

TACKLES	G	UA	A	Total	TFL	Yds	PD	FF	FR	Blkd	QBH
2015	12	1	1	2	0.0	0	0	0	0	0	0
2016	13	19	17	36	10.0	52	4	0	2	0	3
2017	5	18	23	41	5.0	15	1	0	0	0	2
TOTAL	30	38	41	79	15.0	67	5	0	2	0	5

SACKS	G	UA	A	Total	Yds
2015	12	0	0	0.0	0
2016	13	5	2	6.0	42
2017	5	3	0	3.0	13
TOTAL	30	8	2	9.0	55

Mehdi El Attrach

TACKLES	G	UA	A	Total	TFL	Yds	PD	FF	FR	Blkd	QBH
2015	0	0	0	0	0.0	0	0	0	0	0	0
2016	13	2	2	4	1.0	6	0	0	0	0	0
2017	5	1	3	4	0.0	0	0	0	0	0	0
TOTAL	18	3	5	8	1.0	6	0	0	0	0	0

Kevin Bletzer

TACKLES	G	UA	A	Total	TFL	Yds	PD	FF	FR	Blkd	QBH
2014	0	0	0	0	0.0	0	0	0	0	0	0
2015	12	3	0	3	0.0	0	0	1	0	0	0
2016	13	3	4	7	0.5	1	0	0	0	0	0
2017	5	7	10	17	2.5	6	3	1	1	0	0
TOTAL	30	13	14	27	3.0	7	3	2	1	0	0

SACKS	G	UA	A	Total	Yds
2014	0	0	0	0.0	0
2015	12	0	0	0.0	0
2016	13	0	0	0.0	0
2017	5	0	1	0.5	3
TOTAL	30	0	1	0.5	3

Anthony Brown

RUSHING	G	Att	Yds	TD	Lg	Avg/C	Avg/G
2017	5	18	27	0	11	1.5	5.4
TOTAL	5	18	27	0	11	1.5	5.4

PASSING	G	Att	Cmp	Int	Yds	TD	Lg	Pct	Avg/P	Avg/G	Effic
2017	5	162	89	7	743	6	37	54.9	4.6	148.6	97.0
TOTAL	5	162	89	7	743	6	37	54.9	4.6	148.6	97.0

TOTAL OFFENSE	G	Rush	Pass	Total	Avg/G
2017	5	27	743	770	154.0
TOTAL	5	27	743	770	154.0

ALL PURPOSE	G	Rush	Rec	PR	KR	IR	Total	Avg/G
2017	5	27	0	0	0	0	27	5.4
TOTAL	5	27	0	0	0	0	27	5.4

Jake Burt

RECEIVING	G	Rec	Yds	TD	Lg	Rec/G	Avg/C	Avg/G
2015	8	1	7	0	7	0.1	7.0	0.9
2017	4	1	5	0	5	0.2	5.0	1.2
TOTAL	12	2	12	0	7	0.2	6.0	1.0

ALL PURPOSE	G	Rush	Rec	PR	KR	IR	Total	Avg/G
2015	8	0	7	0	0	7	0.9	
2017	4	0	5	0	0	5	1.2	
TOTAL	12	0	12	0	0	12	1.0	

Charlie Callinan

RECEIVING	G	Rec	Yds	TD	Lg	Rec/G	Avg/C	Avg/G
2014	13	13	149	1	35	1.0	11.5	11.5
2015	12	14	192	2	28	1.2	13.7	16.0
2016	13	24	286	1	22	1.8	11.9	22.0
2017	3	9	97	2	22	3.0	10.8	32.3
TOTAL	41	60	724	6	35	1.5	12.1	17.7

SCORING	G	TD	Rush	Pass	Retn	PAT	2PAT	FG	Total	Avg/G
2014	13	1	0	1	0	0	0	0	6	0.5
2015	12	2	0	2	0	0	0	0	12	1.0
2016	13	1	0	1	0	0	0	0	6	0.5
2017	3	2	0	2	0	0	0	0	12	4.0
TOTAL	41	6	0	6	0	0	0	0	36	0.9

ALL PURPOSE	G	Rush	Rec	PR	KR	IR	Total	Avg/G
2014	13	0	149	0	0	0	149	11.5
2015	12	0	192	0	0	0	192	16.0
2016	13	0	286	0	0	0	286	22.0
2017	3	0	97	0	0	0	97	32.3
TOTAL	41	0	724	0	0	0	724	17.7


Colton Cardinal

RECEIVING	G	Rec	Yds	TD	Lg	Rec/G	Avg/C	Avg/G
2015	2	0	0	0	0	0.0	0.0	0.0
2016	13	3	52	0	24	0.2	17.3	4.0
2017	4	0	0	0	0	0.0	0.0	0.0
TOTAL	19	3	52	0	24	0.2	17.3	2.7

ALL PURPOSE	G	Rush	Rec	PR	KR	IR	Total	Avg/G
2015	2	0	0	0	0	0	0	0.0
2016	13	0	52	0	0	0	52	4.0
2017	4	0	0	0	8	0	8	2.0
TOTAL	19	0	52	0	8	0	60	3.2

Kevin Cohee

TACKLES	G	UA	A	Total	TFL	Yds	PD	FF	FR	Blkd	QBH
2014	1	0	0	0	0.0	0	0	0	0	0	0
2015	2	0	0	0	0.0	0	0	0	0	0	0
2016	7	2	3	5	0.5	1	0	0	0	0	1
2017	5	1	3	4	0.0	0	0	0	0	0	0
TOTAL	15	3	6	9	0.5	1	0	0	0	0	1



Lukas Denis

INTERCEPTIONS	G	No.	Yds	TD	Lg	Avg/R	Avg/G
2015	4	0	0	0	0	0.0	0.0
2016	11	1	0	0	0	0.0	0.0
2017	5	5	83	0	58	16.6	16.6
TOTAL	20	6	83	0	58	13.8	4.2

TACKLES	G	UA	A	Total	TFL	Yds	PD	FF	FR	Blkd	QBH
2015	4	0	0	0	0.0	0	0	0	0	0	0
2016	11	5	2	7	0.0	0	5	0	0	0	0
2017	5	21	15	36	0.5	0	9	2	0	0	0
TOTAL	20	26	17	43	0.5	0	14	2	0	0	0

AJ Dillon

RUSHING	G	Att	Yds	TD	Lg	Avg/C	Avg/G
2017	5	79	298	2	18	3.8	59.6
TOTAL	5	79	298	2	18	3.8	59.6

TOTAL OFFENSE	G	Rush	Pass	Total	Avg/G
2017	5	298	0	298	59.6
TOTAL	5	298	0	298	59.6

SCORING	G	TD	Rush	Pass	Retn	PAT	2PAT	FG	Total	Avg/G
2017	5	2	2	0	0	0	0	0	12	2.4
TOTAL	5	2	2	0	0	0	0	0	12	2.4

ALL PURPOSE	G	Rush	Rec	PR	KR	IR	Total	Avg/G
2017	5	298	0	0	0	0	298	59.6
TOTAL	5	298	0	0	0	0	298	59.6

John Fadule

RUSHING	G	Att	Yds	TD	Lg	Avg/C	Avg/G
2015	3	39	98	0	25	2.5	32.7
TOTAL	3	39	98	0	25	2.5	32.7

PASSING	G	Att	Cmp	Int	Yds	TD	Lg	Pct	Avg/P	Avg/G	Effic
2015	3	73	38	4	464	1	37	52.1	6.4	154.7	99.0
TOTAL	3	73	38	4	464	1	37	52.1	6.4	154.7	99.0

Troy Flutie

RUSHING	G	Att	Yds	TD	Lg	Avg/C	Avg/G
2015	8	23	33	0	20	1.4	4.1
2016	11	0	0	0	0	0.0	0.0
TOTAL	19	23	33	0	20	1.4	1.7

PASSING	G	Att	Cmp	Int	Yds	TD	Lg	Pct	Avg/P	Avg/G	Effic
2015	8	49	24	1	382	3	66	49.0	7.8	47.8	130.6
2016	11	0	0	0	0	0	0	0.0	0.0	0.0	0.0
TOTAL	19	49	24	1	382	3	66	49.0	7.8	20.1	130.6

Chris Garrison

RECEIVING	G	Rec	Yds	TD	Lg	Rec/G	Avg/C	Avg/G
2016	5	5	90	0	44	1.0	18.0	18.0
2017	5	5	44	0	20	1.0	8.8	8.8
TOTAL	10	10	134	0	44	1.0	13.4	13.4

ALL PURPOSE	G	Rush	Rec	PR	KR	IR	Total	Avg/G
2016	5	0	90	0	0	0	90	18.0
2017	5	0	44	0	0	0	44	8.8
TOTAL	10	0	134	0	0	0	134	13.4

Ben Glines

RUSHING	G	Att	Yds	TD	Lg	Avg/C	Avg/G
2016	13	0	0	0	0	0.0	0.0
2017	5	1	3	0	3	3.0	0.6
TOTAL	18	1	3	0	3	3.0	0.2

TOTAL OFFENSE	G	Rush	Pass	Total	Avg/G
2016	13	0	0	0	0.0
2017	5	3	0	3	0.6
TOTAL	18	3	0	3	0.2

RECEIVING	G	Rec	Yds	TD	Lg	Rec/G	Avg/C	Avg/G
2016	13	2	3	0	3	0.2	1.5	0.2
2017	5	2	14	0	10	0.4	7.0	2.8
TOTAL	18	4	17	0	10	0.2	4.2	0.9

KICK RETURNS	G	No.	Yds	TD	Lg	Avg/R	Avg/G
2016	13	0	0	0	0	0.0	0.0
2017	5	4	61	0	24	15.2	12.2
TOTAL	18	4	61	0	24	15.2	3.4

ALL PURPOSE	G	Rush	Rec	PR	KR	IR	Total	Avg/G
2016	13	0	3	0	0	0	3	0.2
2017	5	3	14	0	61	0	78	15.6
TOTAL	18	3	17	0	61	0	81	4.5

Will Harris

INTERCEPTIONS	G	No.	Yds	TD	Lg	Avg/R	Avg/G
2015	12	1	1	0	1	1.0	0.1
2016	13	2	64	0	64	32.0	4.9
2017	5	0	0	0	0	0.0	0.0
TOTAL	30	3	65	0	64	21.7	2.2


TACKLES	G	UA	A	Total	TFL	Yds	PD	FF	FR	Blkd	QBH
2015	12	17	3	20	0.0	0	2	1	0	0	0
2016	13	34	13	47	1.0	5	6	0	0	0	0
2017	5	24	19	43	3.0	8	0	0	0	0	1
TOTAL	30	75	35	110	4.0	13	8	1	0	0	1

Jon Hilliman

RUSHING	G	Att	Yds	TD	Lg	Avg/C	Avg/G
2014	13	210	860	13	52	4.1	66.2
2015	4	51	198	2	21	3.9	49.5
2016	12	184	542	6	73	2.9	45.2
2017	5	87	325	2	29	3.7	65.0
TOTAL	34	532	1925	23	73	3.6	56.6

TOTAL OFFENSE	G	Rush	Pass	Total	Avg/G
2014	13	860	0	860	66.2
2015	4	198	0	198	49.5
2016	12	542	0	542	45.2
2017	5	325	0	325	65.0
TOTAL	34	1925	0	1925	56.6

RECEIVING	G	Rec	Yds	TD	Lg	Rec/G	Avg/C	Avg/G
2014	13	1	5	0	5	0.1	5.0	0.4
2015	4	3	33	0	17	0.8	11.0	8.2
2016	12	1	2	0	2	0.1	2.0	0.2
2017	5	12	40	2	11	2.4	3.3	8.0
TOTAL	34	17	80	2	17	0.5	4.7	2.4



GAME 6: VIRGINIA TECH AT BOSTON COLLEGE

CAREER STATS

SCORING	G	TD	Rush	Pass	Retn	PAT	2PAT	FG	Total	Avg/G
2014	13	13	13	0	0	0	0	0	78	6.0
2015	4	2	2	0	0	0	0	0	12	3.0
2016	12	6	6	0	0	0	0	0	36	3.0
2017	5	4	2	2	0	0	0	0	24	4.8
TOTAL	34	25	23	2	0	0	0	0	150	4.4

ALL PURPOSE	G	Rush	Rec	PR	KR	IR	Total	Avg/G
2014	13	860	5	0	0	0	865	66.5
2015	4	198	33	0	0	0	231	57.8
2016	12	542	2	0	0	0	544	45.3
2017	5	325	40	0	0	0	365	73.0
TOTAL	34	1925	80	0	0	0	2005	59.0

Korab Idrizi

RECEIVING	G	Rec	Yds	TD	Lg	Rec/G	Avg/C	Avg/G
2016	6	2	25	0	13	0.3	12.5	4.2
2017	5	3	24	0	17	0.6	8.0	4.8
TOTAL	11	5	49	0	17	0.5	9.8	4.5

Davon Jones

RUSHING	G	Att	Yds	TD	Lg	Avg/C	Avg/G
2016	13	91	361	2	28	4.0	27.8
2017	4	4	25	0	20	6.2	6.2
TOTAL	17	95	386	2	28	4.1	22.7

PASSING	G	Att	Cmp	Int	Yds	TD	Lg	Pct	Avg/P	Avg/G	Effic
2016	13	2	1	0	14	1	14	50.0	7.0	1.1	273.8
2017	4	0	0	0	0	0	0	0.0	0.0	0.0	0.0
TOTAL	17	2	1	0	14	1	14	50.0	7.0	0.8	273.8

TOTAL OFFENSE	G	Rush	Pass	Total	Avg/G
2016	13	361	14	375	28.8
2017	4	25	0	25	6.2
TOTAL	17	386	14	400	23.5

RECEIVING	G	Rec	Yds	TD	Lg	Rec/G	Avg/C	Avg/G
2016	13	10	99	0	38	0.8	9.9	7.6
2017	4	2	9	0	5	0.5	4.5	2.2
TOTAL	17	12	108	0	38	0.7	9.0	6.4

SCORING	G	TD	Rush	Pass	Retn	PAT	2PAT	FG	Total	Avg/G
2016	13	2	2	0	0	0	0	0	12	0.9
2017	4	0	0	0	0	0	0	0	0	0.0
TOTAL	17	2	2	0	0	0	0	0	12	0.7

ALL PURPOSE	G	Rush	Rec	PR	KR	IR	Total	Avg/G
2016	13	361	99	0	0	0	460	35.4
2017	4	25	9	0	0	0	34	8.5
TOTAL	17	386	108	0	0	0	494	29.1

TACKLES	G	UA	A	Total	TFL	Yds	PD	FF	FR	Blkd	QBH
2016	13	0	0	0	0.0	0	0	0	0	0	0
2017	4	0	1	1	0.0	0	0	0	0	0	0
TOTAL	17	0	1	1	0.0	0	0	0	0	0	0

Tanner Karafa

TACKLES	G	UA	A	Total	TFL	Yds	PD	FF	FR	Blkd	QBH
2015	0	0	0	0	0.0	0	0	0	0	0	0
2016	6	1	0	1	0.0	0	0	0	0	0	0
2017	5	6	5	11	1.0	4	1	0	0	0	0
TOTAL	11	7	5	12	1.0	4	1	0	0	0	0

GAME 6: VIRGINIA TECH AT BOSTON COLLEGE

CAREER STATS

Jack Kenny

TACKLES	G	UA	A	Total	TFL	Yds	PD	FF	FR	Blkd	QBH
2015	1	0	0	0	0.0	0	0	0	0	0	0
2016	5	1	1	2	0.0	0	0	0	0	0	0
2017	1	0	1	1	0.0	0	0	0	0	0	0
TOTAL	7	1	2	3	0.0	0	0	0	0	0	0

Mike Knoll

SCORING	G	TD	Rush	Pass	Retn	PAT	2PAT	FG	Total	Avg/G
2014	5	0	0	0	0	13	0	3	22	4.4
2015	4	0	0	0	0	9	0	2	15	3.8
2016	13	0	0	0	0	27	0	12	63	4.8
2017	5	0	0	0	0	0	0	0	0	0.0
TOTAL	27	0	0	0	0	49	0	17	100	3.7

FIELD GOALS

	G	Att	Made	Lg	Pct
2014	5	4	3	40	75.0
2015	4	3	2	29	66.7
2016	13	14	12	40	85.7
2017	5	0	0	0	0.0
TOTAL	27	21	17	40	81.0

PUNTING

	G	No.	Yards	Lg	Avg
2014	5	0	0	0	0.0
2015	4	0	0	0	0.0
2016	13	94	3601	63	38.3
2017	5	38	1549	53	40.8
TOTAL	27	132	5150	63	39.0

Harold Landry


INTERCEPTIONS	G	No.	Yds	TD	Lg	Avg/R	Avg/G
2014	13	0	0	0	0	0.0	0.0
2015	12	0	0	0	0	0.0	0.0
2016	13	1	20	0	20	20.0	1.5
2017	5	0	0	0	0	0.0	0.0
TOTAL	43	1	20	0	20	20.0	0.5

TACKLES

	G	UA	A	Total	TFL	Yds	PD	FF	FR	Blkd	QBH
2014	13	6	5	11	1.5	4	0	0	0	0	1
2015	12	37	23	60	15.5	69	0	3	1	0	2
2016	13	34	17	51	22.0	152	5	7	0	0	7
2017	5	14	11	25	5.0	19	2	0	0	0	1
TOTAL	43	91	56	147	44.0	244	7	10	1	0	11

SACKS

	G	UA	A	Total	Yds
2014	13	0	0	0.0	0
2015	12	3	3	4.5	38
2016	13	15	3	16.5	143
2017	5	2	0	2.0	14
TOTAL	43	20	6	23.0	195



Travis Levy

RUSHING	G	Att	Yds	TD	Lg	Avg/C	Avg/G
2017	5	6	26	0	19	4.3	5.2
TOTAL	5	6	26	0	19	4.3	5.2

TOTAL OFFENSE	G	Rush	Pass	Total	Avg/G
2017	5	26	0	26	5.2
TOTAL	5	26	0	26	5.2

RECEIVING	G	Rec	Yds	TD	Lg	Rec/G	Avg/C	Avg/G
2017	5	3	17	0	8	0.6	5.7	3.4
TOTAL	5	3	17	0	8	0.6	5.7	3.4

ALL PURPOSE	G	Rush	Rec	PR	KR	IR	Total	Avg/G
2017	5	26	17	0	0	0	43	8.6
TOTAL	5	26	17	0	0	0	43	8.6

Colton Lichtenberg

SCORING	G	TD	Rush	Pass	Retn	PAT	2PAT	FG	Total	Avg/G
2015	9	0	0	0	0	6	0	3	15	1.7
2016	1	0	0	0	0	2	0	0	2	2.0
2017	5	0	0	0	0	10	0	6	28	5.6
TOTAL	15	0	0	0	0	18	0	9	45	3.0


FIELD GOALS	G	Att	Made	Lg	Pct
2015	9	6	3	43	50.0
2016	1	2	0	0	0.0
2017	5	9	6	42	66.7
TOTAL	15	17	9	43	52.9

Ray Marten

RECEIVING	G	Rec	Yds	TD	Lg	Rec/G	Avg/C	Avg/G
2016	8	0	0	0	0	0.0	0.0	0.0
2017	5	3	11	1	4	0.6	3.7	2.2
TOTAL	13	3	11	1	4	0.2	3.7	0.8

Jimmy Martin

TACKLES	G	UA	A	Total	TFL	Yds	PD	FF	FR	Blkd	QBH
2015	0	0	0	0	0.0	0	0	0	0	0	0
2016	8	2	2	4	0.0	0	0	0	0	0	0
2017	5	0	1	1	0.0	0	0	0	0	0	0
TOTAL	13	2	3	5	0.0	0	0	0	0	0	0



Gabriel McClary

RECEIVING	G	Rec	Yds	TD	Lg	Rec/G	Avg/C	Avg/G
2014	11	2	12	0	7	0.2	6.0	1.1
2015	12	0	0	0	0	0.0	0.0	0.0
2016	13	0	0	0	0	0.0	0.0	0.0
2017	5	0	0	0	0	0.0	0.0	0.0
TOTAL	41	2	12	0	7	0.0	6.0	0.3

PUNT RETURNS	G	No.	Yds	TD	Lg	Avg/R	Avg/G
2014	11	0	0	0	0	0.0	0.0
2015	12	0	0	0	0	0.0	0.0
2016	13	1	0	0	0	0.0	0.0
2017	5	0	0	0	0	0.0	0.0
TOTAL	41	1	0	0	0	0.0	0.0

ALL PURPOSE	G	Rush	Rec	PR	KR	IR	Total	Avg/G
2014	11	0	12	0	0	0	12	1.1
2015	12	0	0	0	0	0	0	0.0
2016	13	0	0	0	0	0	0	0.0
2017	5	0	0	0	0	0	0	0.0
TOTAL	41	0	12	0	0	0	12	0.3

TACKLES	G	UA	A	Total	TFL	Yds	PD	FF	FR	Blkd	QBH
2014	11	0	0	0	0.0	0	0	0	0	0	0
2015	12	25	1	26	1.0	17	2	2	0	0	0
2016	13	16	5	21	1.0	4	1	0	0	0	0
2017	5	0	0	0	0.0	0	0	0	0	0	0
TOTAL	41	41	6	47	2.0	21	3	2	0	0	0

SACKS	G	UA	A	Total	Yds
2014	11	0	0	0.0	0
2015	12	1	0	1.0	17
2016	13	0	0	0.0	0
2017	5	0	0	0.0	0
TOTAL	41	1	0	1.0	17

Noa Merritt

TACKLES	G	UA	A	Total	TFL	Yds	PD	FF	FR	Blkd	QBH
2014	8	0	0	0	0.0	0	0	0	0	0	0
2015	1	1	0	1	0.0	0	0	0	0	0	0
2016	11	4	5	9	3.5	19	0	1	0	0	1
2017	5	8	16	24	1.0	5	0	0	0	0	0
TOTAL	25	13	21	34	4.5	24	0	1	0	0	1

Kamrin Moore

INTERCEPTIONS	G	No.	Yds	TD	Lg	Avg/R	Avg/G
2014	13	0	0	0	0	0.0	0.0
2015	8	0	0	0	0	0.0	0.0
2016	13	2	-1	0	0	-0.5	-0.1
2017	5	0	0	0	0	0.0	0.0
TOTAL	39	2	-1	0	0	-0.5	0.0

TACKLES	G	UA	A	Total	TFL	Yds	PD	FF	FR	Blkd	QBH
2014	13	15	7	22	0.5	1	4	0	0	0	0
2015	8	21	4	25	2.0	6	4	0	0	0	0
2016	13	33	10	43	1.5	4	7	0	1	0	0
2017	5	17	10	27	2.0	3	5	0	0	0	0
TOTAL	39	86	31	117	6.0	14	20	0	1	0	0



Wyatt Ray

TACKLES	G	UA	A	Total	TFL	Yds	PD	FF	FR	Blkd	QBH
2015	12	3	1	4	1.5	5	1	0	0	0	0
2016	13	7	20	27	7.0	29	0	1	0	0	0
2017	5	2	11	13	0.5	3	0	0	0	0	1
TOTAL	30	12	32	44	9.0	37	1	1	0	0	1

SACKS	G	UA	A	Total	Yds
2015	12	0	1	0.5	4
2016	13	2	5	4.5	22
2017	5	0	1	0.5	3
TOTAL	30	2	7	5.5	29

Max Richardson

TACKLES	G	UA	A	Total	TFL	Yds	PD	FF	FR	Blkd	QBH
2016	11	7	3	10	0.5	0	0	1	0	0	0
2017	4	10	13	23	0.5	4	1	0	0	0	0
TOTAL	15	17	16	33	1.0	4	1	1	0	0	0

SACKS	G	UA	A	Total	Yds
2016	11	0	0	0.0	0
2017	4	0	1	0.5	4
TOTAL	15	0	1	0.5	4

Elijah Robinson


RECEIVING	G	Rec	Yds	TD	Lg	Rec/G	Avg/C	Avg/G
2015	12	11	111	0	25	0.9	10.1	9.2
2016	12	0	0	0	0	0.0	0.0	0.0
2017	3	0	0	0	0	0.0	0.0	0.0
TOTAL	27	11	111	0	25	0.4	10.1	4.1

Ty Schwab

INTERCEPTIONS	G	No.	Yds	TD	Lg	Avg/R	Avg/G
2014	12	0	0	0	0	0.0	0.0
2015	10	0	0	0	0	0.0	0.0
2016	13	1	0	0	0	0.0	0.0
2017	5	0	0	0	0	0.0	0.0
TOTAL	40	1	0	0	0	0.0	0.0

TACKLES	G	UA	A	Total	TFL	Yds	PD	FF	FR	Blkd	QBH
2014	12	1	1	2	0.0	0	0	0	0	0	0
2015	10	10	5	15	2.0	5	1	0	0	0	0
2016	13	32	29	61	5.5	12	3	0	0	0	0
2017	5	17	23	40	2.0	10	0	0	0	0	1
TOTAL	40	60	58	118	9.5	27	4	0	0	0	1

SACKS	G	UA	A	Total	Yds
2014	12	0	0	0.0	0
2015	10	0	0	0.0	0
2016	13	1	0	1.0	3
2017	5	1	2	2.0	10
TOTAL	40	2	2	3.0	13



Jeff Smith

RUSHING	G	Att	Yds	TD	Lg	Avg/C	Avg/G
2015	9	71	450	6	80	6.3	50.0
2016	13	35	199	1	60	5.7	15.3
2017	5	3	26	0	13	8.7	5.2
TOTAL	27	109	675	7	80	6.2	25.0

PASSING	G	Att	Cmp	Int	Yds	TD	Lg	Pct	Avg/P	Avg/G	Effic
2015	9	82	27	3	253	2	39	32.9	3.1	28.1	59.6
2016	13	2	2	0	25	1	20	100.0	12.5	1.9	370.0
2017	5	0	0	0	0	0	0	0.0	0.0	0.0	0.0
TOTAL	27	84	29	3	278	3	39	34.5	3.3	10.3	67.0

TOTAL OFFENSE	G	Rush	Pass	Total	Avg/G
2015	9	450	253	703	78.1
2016	13	199	25	224	17.2
2017	5	26	0	26	5.2
TOTAL	27	675	278	953	35.3

RECEIVING	G	Rec	Yds	TD	Lg	Rec/G	Avg/C	Avg/G
2015	9	0	0	0	0	0.0	0.0	0.0
2016	13	27	395	3	58	2.1	14.6	30.4
2017	5	15	177	0	33	3.0	11.8	35.4
TOTAL	27	42	572	3	58	1.6	13.6	21.2

SCORING	G	TD	Rush	Pass	Retn	PAT	2PAT	FG	Total	Avg/G
2015	9	6	6	0	0	0	0	0	36	4.0
2016	13	4	1	3	0	0	0	0	24	1.8
2017	5	0	0	0	0	0	0	0	0	0.0
TOTAL	27	10	7	3	0	0	0	0	60	2.2


KICK RETURNS	G	No.	Yds	TD	Lg	Avg/R	Avg/G
2015	9	0	0	0	0	0.0	0.0
2016	13	1	9	0	9	9.0	0.7
2017	5	0	0	0	0	0.0	0.0
TOTAL	27	1	9	0	9	9.0	0.3

ALL PURPOSE	G	Rush	Rec	PR	KR	IR	Total	Avg/G
2015	9	450	0	0	0	0	450	50.0
2016	13	199	395	0	9	0	603	46.4
2017	5	26	177	0	0	0	203	40.6
TOTAL	27	675	572	0	9	0	1256	46.5

Ray Smith

TACKLES	G	UA	A	Total	TFL	Yds	PD	FF	FR	Blkd	QBH
2015	5	4	1	5	1.0	2	0	0	0	0	0
2016	10	11	13	24	3.0	15	2	0	0	0	1
2017	5	10	15	25	0.5	3	1	0	0	0	0
TOTAL	20	25	29	54	4.5	20	3	0	0	0	1

SACKS	G	UA	A	Total	Yds
2015	5	0	0	0.0	0
2016	10	1	0	1.0	10
2017	5	0	1	0.5	3
TOTAL	20	1	1	1.5	13



Thadd Smith

RUSHING	G	Att	Yds	TD	Lg	Avg/C	Avg/G
2014	9	0	0	0	0	0.0	0.0
2015	12	9	56	0	18	6.2	4.7
2016	13	2	4	0	4	2.0	0.3
2017	5	16	99	0	32	6.2	19.8
TOTAL	39	27	159	0	32	5.9	4.1

TOTAL OFFENSE	G	Rush	Pass	Total	Avg/G
2014	9	0	0	0	0.0
2015	12	56	0	56	4.7
2016	13	4	0	4	0.3
2017	5	99	0	99	19.8
TOTAL	39	159	0	159	4.1

RECEIVING	G	Rec	Yds	TD	Lg	Rec/G	Avg/C	Avg/G
2014	9	0	0	0	0	0.0	0.0	0.0
2015	12	17	233	2	66	1.4	13.7	19.4
2016	13	4	24	0	12	0.3	6.0	1.8
2017	5	0	0	0	0	0.0	0.0	0.0
TOTAL	39	21	257	2	66	0.5	12.2	6.6

SCORING	G	TD	Rush	Pass	Retn	PAT	2PAT	FG	Total	Avg/G
2014	9	0	0	0	0	0	0	0	0	0.0
2015	12	2	0	2	0	0	0	0	12	1.0
2016	13	0	0	0	0	0	0	0	0	0.0
2017	5	0	0	0	0	0	0	0	0	0.0
TOTAL	39	2	0	2	0	0	0	0	12	0.3

PUNT RETURNS	G	No.	Yds	TD	Lg	Avg/R	Avg/G
2014	9	0	0	0	0	0.0	0.0
2015	12	1	-1	0	0	-1.0	-0.1
2016	13	0	0	0	0	0.0	0.0
2017	5	0	0	0	0	0.0	0.0
TOTAL	39	1	-1	0	0	-1.0	0.0

ALL PURPOSE	G	Rush	Rec	PR	KR	IR	Total	Avg/G
2014	9	0	0	0	0	0	0	0.0
2015	12	56	233	-1	0	0	288	24.0
2016	13	4	24	0	0	0	28	2.2
2017	5	99	0	0	0	0	99	19.8
TOTAL	39	159	257	-1	0	0	415	10.6

Connor Strachan

INTERCEPTIONS	G	No.	Yds	TD	Lg	Avg/R	Avg/G
2014	13	0	0	0	0	0.0	0.0
2015	12	2	16	1	16	8.0	1.3
2016	12	0	0	0	0	0.0	0.0
2017	2	0	0	0	0	0.0	0.0
TOTAL	39	2	16	1	16	8.0	0.4

TACKLES	G	UA	A	Total	TFL	Yds	PD	FF	FR	Blkd	QBH
2014	13	5	7	12	1.0	4	0	0	0	0	0
2015	12	48	27	75	12.5	44	3	0	3	0	1
2016	12	48	32	80	11.0	48	0	1	4	0	1
2017	2	5	4	9	1.5	5	0	0	0	0	0
TOTAL	39	106	70	176	26.0	101	3	1	7	0	2

SACKS	G	UA	A	Total	Yds
2014	13	0	1	0.5	3
2015	12	2	0	2.0	19
2016	12	3	1	3.5	29
2017	2	0	0	0.0	0
TOTAL	39	5	2	6.0	51

Tommy Sweeney

RECEIVING	G	Rec	Yds	TD	Lg	Rec/G	Avg/C	Avg/G
2015	12	5	68	0	22	0.4	13.6	5.7
2016	13	26	353	3	24	2.0	13.6	27.2
2017	5	10	99	0	37	2.0	9.9	19.8
TOTAL	30	41	520	3	37	1.4	12.7	17.3

SCORING	G	TD	Rush	Pass	Retn	PAT	2PAT	FG	Total	Avg/G
2015	12	0	0	0	0	0	1	0	2	0.2
2016	13	3	0	3	0	0	1	0	20	1.5
2017	5	0	0	0	0	0	0	0	0	0.0
TOTAL	30	3	0	3	0	0	2	0	22	0.7

ALL PURPOSE	G	Rush	Rec	PR	KR	IR	Total	Avg/G
2015	12	0	68	0	0	0	68	5.7
2016	13	0	353	0	0	0	353	27.2
2017	5	0	99	0	0	0	99	19.8
TOTAL	30	0	520	0	0	0	520	17.3

Timi Tijani

TACKLES	G	UA	A	Total	TFL	Yds	PD	FF	FR	Blkd	QBH
2016	0	0	0	0	0.0	0	0	0	0	0	0
2017	5	1	0	1	0.0	0	0	0	0	0	0
TOTAL	5	1	0	1	0.0	0	0	0	0	0	0

Taj-Amir Torres

INTERCEPTIONS	G	No.	Yds	TD	Lg	Avg/R	Avg/G
2015	11	0	0	0	0	0.0	0.0
2016	13	1	0	0	0	0.0	0.0
2017	5	0	0	0	0	0.0	0.0
TOTAL	29	1	0	0	0	0.0	0.0

TACKLES	G	UA	A	Total	TFL	Yds	PD	FF	FR	Blkd	QBH
2015	11	8	3	11	0.0	0	2	0	0	0	0
2016	13	9	4	13	0.0	0	1	0	0	0	0
2017	5	4	2	6	0.0	0	0	0	0	0	0
TOTAL	29	21	9	30	0.0	0	3	0	0	0	0

Darius Wade

RUSHING	G	Att	Yds	TD	Lg	Avg/C	Avg/G
2014	3	2	12	0	7	6.0	4.0
2015	3	22	73	0	17	3.3	24.3
2016	9	7	6	0	9	0.9	0.7
2017	3	4	15	0	8	3.8	5.0
TOTAL	18	35	106	0	17	3.0	5.9

PASSING	G	Att	Cmp	Int	Yds	TD	Lg	Pct	Avg/P	Avg/G	Effic
2014	3	8	3	0	23	0	12	37.5	2.9	7.7	61.7
2015	3	42	21	1	232	2	22	50.0	5.5	77.3	107.4
2016	9	19	9	1	100	0	24	47.4	5.3	11.1	81.1
2017	3	15	8	1	52	0	15	53.3	3.5	17.3	69.1
TOTAL	18	84	41	3	407	2	24	48.8	4.8	22.6	90.2

TOTAL OFFENSE	G	Rush	Pass	Total	Avg/G
2014	3	12	23	35	11.7
2015	3	73	232	305	101.7
2016	9	6	100	106	11.8
2017	3	15	52	67	22.3
TOTAL	18	106	407	513	28.5

ALL PURPOSE	G	Rush	Rec	PR	KR	IR	Total	Avg/G
2014	3	12	0	0	0	0	12	4.0
2015	3	73	0	0	0	0	73	24.3
2016	9	6	0	0	0	0	6	0.7
2017	3	15	0	0	0	0	15	5.0
TOTAL	18	106	0	0	0	0	106	5.9

Michael Walker

RUSHING	G	Att	Yds	TD	Lg	Avg/C	Avg/G
2015	12	1	14	0	14	14.0	1.2
2016	13	8	41	0	19	5.1	3.2
2017	5	0	0	0	0	0.0	0.0
TOTAL	30	9	55	0	19	6.1	1.8

TOTAL OFFENSE	G	Rush	Pass	Total	Avg/G
2015	12	14	0	14	1.2
2016	13	41	0	41	3.2
2017	5	0	0	0	0.0
TOTAL	30	55	0	55	1.8


RECEIVING	G	Rec	Yds	TD	Lg	Rec/G	Avg/C	Avg/G
2015	12	2	41	0	32	0.2	20.5	3.4
2016	13	33	420	4	49	2.5	12.7	32.3
2017	5	13	71	1	21	2.6	5.5	14.2
TOTAL	30	48	532	5	49	1.6	11.1	17.7

SCORING	G	TD	Rush	Pass	Retn	PAT	2PAT	FG	Total	Avg/G
2015	12	0	0	0	0	0	0	0	0	0.0
2016	13	4	0	4	0	0	0	0	24	1.8
2017	5	1	0	1	0	0	0	0	6	1.2
TOTAL	30	5	0	5	0	0	0	0	30	1.0

PUNT RETURNS	G	No.	Yds	TD	Lg	Avg/R	Avg/G
2015	12	0	0	0	0	0.0	0.0
2016	13	1	8	0	8	8.0	0.6
2017	5	14	253	0	61	18.1	50.6
TOTAL	30	15	261	0	61	17.4	8.7

KICK RETURNS	G	No.	Yds	TD	Lg	Avg/R	Avg/G
2015	12	24	686	0	67	28.6	57.2
2016	13	6	101	0	20	16.8	7.8
2017	5	14	327	0	55	23.4	65.4
TOTAL	30	44	1114	0	67	25.3	37.1

ALL PURPOSE	G	Rush	Rec	PR	KR	IR	Total	Avg/G
2015	12	14	41	0	686	0	741	61.8
2016	13	41	420	8	101	0	570	43.8
2017	5	0	71	253	327	0	651	130.2
TOTAL	30	55	532	261	1114	0	1962	65.4



Kobay White

RECEIVING	G	Rec	Yds	TD	Lg	Rec/G	Avg/C	Avg/G
2017	5	19	187	0	20	3.8	9.8	37.4
TOTAL	5	19	187	0	20	3.8	9.8	37.4

KICK RETURNS	G	No.	Yds	TD	Lg	Avg/R	Avg/G
2017	5	1	28	0	28	28.0	5.6
TOTAL	5	1	28	0	28	28.0	5.6

ALL PURPOSE	G	Rush	Rec	PR	KR	IR	Total	Avg/G
2017	5	0	187	0	28	0	215	43.0
TOTAL	5	0	187	0	28	0	215	43.0


Richard Wilson

RUSHING	G	Att	Yds	TD	Lg	Avg/C	Avg/G
2015	11	25	73	1	16	2.9	6.6
2016	8	40	136	2	19	3.4	17.0
TOTAL	19	65	209	3	19	3.2	11.0

Isaac Yiadom

INTERCEPTIONS	G	No.	Yds	TD	Lg	Avg/R	Avg/G
2014	13	0	0	0	0	0.0	0.0
2015	9	1	0	0	0	0.0	0.0
2016	13	0	0	0	0	0.0	0.0
2017	5	1	21	0	21	21.0	4.2
TOTAL	40	2	21	0	21	10.5	0.5

TACKLES	G	UA	A	Total	TFL	Yds	PD	FF	FR	Blkd	QBH
2014	13	7	6	13	0.0	0	1	0	0	0	0
2015	9	15	3	18	0.0	0	6	0	0	0	0
2016	13	17	9	26	2.0	5	10	1	0	0	0
2017	5	19	8	27	1.0	3	4	0	0	0	0
TOTAL	40	58	26	84	3.0	8	21	1	0	0	0



2017 Boston College Football
Boston College Game Results (as of Oct 02, 2017)
All games

Date	Opponent		Score	Overall	Conference	Time	Attend
Sep 01, 2017	at Northern Illinois	W	23-20	1-0	0-0	3:28	16421
* Sep 09, 2017	WAKE FOREST	L	10-34	1-1	0-1	3:14	38082
Sep 16, 2017	NOTRE DAME	L	20-49	1-2	0-1	3:26	44500
* Sep 23, 2017	at #2 Clemson	L	7-34	1-3	0-2	3:08	80525
Sep 30, 2017	CENTRAL MICHIGAN	W	28-8	2-3	0-2	3:07	27036

2017 Boston College Football
Boston College Individual Season/Career Statistics (as of Oct 02, 2017)
All games

SEASON

CAREER

Punt Returns	no.	yds	avg	td	lg	no.	yds	avg	td	lg
Michael Walker	14	253	18.1	0	61	15	261	17.4	0	61
Total	14	253	18.1	0	61					
Opponents	13	85	6.5	0	56					

Kick Returns	no.	yds	avg	td	lg	no.	yds	avg	td	lg
Michael Walker	14	327	23.4	0	55	44	1114	25.3	0	67
Ben Glines	4	61	15.2	0	24	4	61	15.2	0	24
Colton Cardinal	1	8	8.0	0	8	1	8	8.0	0	8
Kobay White	1	28	28.0	0	28	1	28	28.0	0	28
Total	20	424	21.2	0	55					
Opponents	7	131	18.7	0	26					

Interceptions	no.	yds	avg	td	lg	no.	yds	avg	td	lg
Lukas Denis	5	83	16.6	0	58	6	83	13.8	0	58
Isaac Yiadom	1	21	21.0	0	21	2	21	10.5	0	21
Zach Allen	1	0	0.0	0	0	1	0	0.0	0	0
Total	7	104	14.9	0	58					
Opponents	8	67	8.4	1	37					

Fumble Returns	no.	yds	avg	td	lg	no.	yds	avg	td	lg
Total	0	0	0.0	0	0					
Opponents	2	0	0.0	0	1					

All Purpose	g	rush	rcv	pr	kr	ir	total	avg/g	g	rush	rcv	pr	kr	ir	total	avg/g
Michael Walker	5	0	71	253	327	0	651	130.2	30	55	532	261	1114	0	1962	65.4
Jon Hilliman	5	325	40	0	0	0	365	73.0	34	1925	80	0	0	0	2005	59.0
AJ Dillon	5	298	0	0	0	0	298	59.6	5	298	0	0	0	0	298	59.6
Kobay White	5	0	187	0	28	0	215	43.0	5	0	187	0	28	0	215	43.0
Jeff Smith	5	26	177	0	0	0	203	40.6	27	675	572	0	9	0	1256	46.5
Thadd Smith	5	99	0	0	0	0	99	19.8	39	159	257	-1	0	0	415	10.6
Tom Sweeney	5	0	99	0	0	0	99	19.8	30	0	520	0	0	0	520	17.3
Charlie Callinan	3	0	97	0	0	0	97	32.3	41	0	724	0	0	0	724	17.7
Lukas Denis	5	0	0	0	0	83	83	16.6	20	0	0	0	0	83	83	4.2
Ben Glines	5	3	14	0	61	0	78	15.6	18	3	17	0	61	0	81	4.5
Chris Garrison	5	0	44	0	0	0	44	8.8	10	0	134	0	0	0	134	13.4
Travis Levy	5	26	17	0	0	0	43	8.6	5	26	17	0	0	0	43	8.6
Davon Jones	4	25	9	0	0	0	34	8.5	17	386	108	0	0	0	494	29.1
Anthony Brown	5	27	0	0	0	0	27	5.4	5	27	0	0	0	0	27	5.4
Korab Idrizi	5	0	24	0	0	0	24	4.8	11	0	49	0	0	0	49	4.5
Isaac Yiadom	5	0	0	0	0	21	21	4.2	40	0	0	0	0	21	21	0.5
Darius Wade	3	15	0	0	0	0	15	5.0	18	106	0	0	0	0	106	5.9
Ray Marten	5	0	11	0	0	0	11	2.2	13	0	11	0	0	0	11	0.8
Colton Cardinal	4	0	0	0	8	0	8	2.0	19	0	52	0	8	0	60	3.2
Jake Burt	4	0	5	0	0	0	5	1.2	12	0	12	0	0	0	12	1.0
Team	2	-48	0	0	0	0	-48	-24.0								
Total	5	796	795	253	424	104	2372	474.4								
Opponents	5	1295	770	85	131	67	2368	473.6								

Field Goals	att	good	long	blkd	att	good	long	blkd
Colton Lichtenberg	9	6	42	0	17	9	43	1
Total	9	6	42	0				
Opponents	6	4	32	0				

Punting	no.	yds	avg	lg	blk	no.	yds	avg	lg	blk
Mike Knoll	38	1549	40.8	53	0	132	5150	39.0	63	1
Total	38	1549	40.8	53	0					
Opponents	38	1641	43.2	57	0					

2017 Boston College Football
Boston College Overall Team Statistics (as of Oct 02, 2017)
All games

Team Statistics	BC	OPP
SCORING	88	145
Points Per Game	17.6	29.0
Points Off Turnovers	3	52
FIRST DOWNS	91	97
Rushing	46	53
Passing	38	40
Penalty	7	4
RUSHING YARDAGE	796	1295
Yards gained rushing	924	1385
Yards lost rushing	128	90
Rushing Attempts	222	229
Average Per Rush	3.6	5.7
Average Per Game	159.2	259.0
TDs Rushing	4	15
PASSING YARDAGE	795	770
Comp-Att-Int	97-177-8	79-154-7
Average Per Pass	4.5	5.0
Average Per Catch	8.2	9.7
Average Per Game	159.0	154.0
TDs Passing	6	3
TOTAL OFFENSE	1591	2065
Total Plays	399	383
Average Per Play	4.0	5.4
Average Per Game	318.2	413.0
KICK RETURNS: #-Yards	20-424	7-131
PUNT RETURNS: #-Yards	14-253	13-85
INT RETURNS: #-Yards	7-104	8-67
KICK RETURN AVERAGE	21.2	18.7
PUNT RETURN AVERAGE	18.1	6.5
INT RETURN AVERAGE	14.9	8.4
FUMBLES-LOST	7-4	5-1
PENALTIES-Yards	22-177	26-218
Average Per Game	35.4	43.6
PUNTS-Yards	38-1549	38-1641
Average Per Punt	40.8	43.2
Net punt average	36.9	35.5
KICKOFFS-Yards	22-1397	28-1637
Average Per Kick	63.5	58.5
Net kick average	41.6	39.8
TIME OF POSSESSION/Game	28:52	31:08
3RD-DOWN Conversions	31/92	32/83
3rd-Down Pct	34%	39%
4TH-DOWN Conversions	4/8	2/6
4th-Down Pct	50%	33%
SACKS BY-Yards	9-50	5-29
MISC YARDS	0	20
TOUCHDOWNS SCORED	10	19
FIELD GOALS-ATTEMPTS	6-9	4-6
ON-SIDE KICKS	0-0	0-0
RED-ZONE SCORES	(14-16) 88%	(19-20) 95%
RED-ZONE TOUCHDOWNS	(9-16) 56%	(15-20) 75%
PAT-ATTEMPTS	(10-10) 100%	(17-18) 94%
ATTENDANCE	109618	96946
Games/Avg Per Game	3/36539	2/48473
Neutral Site Games		0/0

Score by Quarters	1st	2nd	3rd	4th	OT	Total
Boston College	20	31	27	10	0	88
Opponents	19	41	31	54	0	145

2017 Boston College Football
Boston College Overall Individual Statistics (as of Oct 02, 2017)
All games

Rushing	gp	att	gain	loss	net	avg	td	lg	avg/g
Jon Hilliman	5	87	355	30	325	3.7	2	29	65.0
AJ Dillon	5	79	301	3	298	3.8	2	18	59.6
Thadd Smith	5	16	109	10	99	6.2	0	32	19.8
Anthony Brown	5	18	60	33	27	1.5	0	11	5.4
Travis Levy	5	6	29	3	26	4.3	0	19	5.2
Jeff Smith	5	3	26	0	26	8.7	0	13	5.2
Davon Jones	4	4	25	0	25	6.2	0	20	6.2
Darius Wade	3	4	16	1	15	3.8	0	8	5.0
Ben Glines	5	1	3	0	3	3.0	0	3	0.6
Team	2	4	0	48	-48	-12.0	0	0	-24.0
Total	5	222	924	128	796	3.6	4	32	159.2
Opponents	5	229	1385	90	1295	5.7	15	65	259.0

Passing	gp	effic	comp-att-int	pct	yds	td	lg	avg/g
Anthony Brown	5	97.04	89-162-7	54.9	743	6	37	148.6
Darius Wade	3	69.12	8-15-1	53.3	52	0	15	17.3
Total	5	94.68	97-177-8	54.8	795	6	37	159.0
Opponents	5	90.64	79-154-7	51.3	770	3	46	154.0

Receiving	gp	no.	yds	avg	td	lg	avg/g
Kobay White	5	19	187	9.8	0	20	37.4
Jeff Smith	5	15	177	11.8	0	33	35.4
Michael Walker	5	13	71	5.5	1	21	14.2
Jon Hilliman	5	12	40	3.3	2	11	8.0
Tom Sweeney	5	10	99	9.9	0	37	19.8
Charlie Callinan	3	9	97	10.8	2	22	32.3
Chris Garrison	5	5	44	8.8	0	20	8.8
Korab Idrizi	5	3	24	8.0	0	17	4.8
Travis Levy	5	3	17	5.7	0	8	3.4
Ray Marten	5	3	11	3.7	1	4	2.2
Ben Glines	5	2	14	7.0	0	10	2.8
Davon Jones	4	2	9	4.5	0	5	2.2
Jake Burt	4	1	5	5.0	0	5	1.2
Total	5	97	795	8.2	6	37	159.0
Opponents	5	79	770	9.7	3	46	154.0

Punt Returns	no.	yds	avg	td	lg
Michael Walker	14	253	18.1	0	61
Total	14	253	18.1	0	61
Opponents	13	85	6.5	0	56

Interceptions	no.	yds	avg	td	lg
Lukas Denis	5	83	16.6	0	58
Zach Allen	1	0	0.0	0	0
Isaac Yiadom	1	21	21.0	0	21
Total	7	104	14.9	0	58
Opponents	8	67	8.4	1	37

Kick Returns	no.	yds	avg	td	lg
Michael Walker	14	327	23.4	0	55
Ben Glines	4	61	15.2	0	24
Colton Cardinal	1	8	8.0	0	8
Kobay White	1	28	28.0	0	28
Total	20	424	21.2	0	55
Opponents	7	131	18.7	0	26

Fumble Returns	no.	yds	avg	td	lg
Total	0	0	0.0	0	0
Opponents	2	0	0.0	0	1

2017 Boston College Football
Boston College Overall Individual Statistics (as of Oct 02, 2017)
All games

Scoring	td	fg	PAT				dpx	saf	pts
			kick	rush	rcv	pass			
Colton Lichtenberg	-	6-9	10-10	-	-	-	-	-	28
Jon Hilliman	4	-	-	-	-	-	-	-	24
Charlie Callinan	2	-	-	-	-	-	-	-	12
AJ Dillon	2	-	-	-	-	-	-	-	12
Michael Walker	1	-	-	-	-	-	-	-	6
Ray Marten	1	-	-	-	-	-	-	-	6
Total	10	6-9	10-10	-	-	-	-	-	88
Opponents	19	4-6	17-18	-	-	0-1	-	1	145

Total Offense	g	plays	rush	pass	total	avg/g
Anthony Brown	5	180	27	743	770	154.0
Jon Hilliman	5	87	325	0	325	65.0
AJ Dillon	5	79	298	0	298	59.6
Thadd Smith	5	16	99	0	99	19.8
Darius Wade	3	19	15	52	67	22.3
Jeff Smith	5	3	26	0	26	5.2
Travis Levy	5	6	26	0	26	5.2
Davon Jones	4	4	25	0	25	6.2
Ben Glines	5	1	3	0	3	0.6
Team	2	4	-48	0	-48	-24.0
Total	5	399	796	795	1591	318.2
Opponents	5	383	1295	770	2065	413.0

Field Goals	fg	pct.	01-19	20-29	30-39	40-49	50-99	lg	blk
Colton Lichtenberg	6-9	66.7	0-0	0-1	4-4	2-3	0-1	42	0

FG Sequence	Boston College	Opponents
Northern Illinois	(42),(35),(37)	(32),(21),39
Wake Forest	(30)	(28),(27)
Notre Dame	(38),(41)	-
Clemson	43	-
Central Michigan	50,29	35

Punting	no.	yds	avg	lg	tb	fc	i20	50+	blk
Mike Knoll	38	1549	40.8	53	3	12	20	8	0
Total	38	1549	40.8	53	3	12	20	8	0
Opponents	38	1641	43.2	57	2	9	11	12	0

Kickoffs	no.	yds	avg	tb	ob	retn	net	ydln
M.Schulze-Geisthovel	22	1397	63.5	14	1			
Total	22	1397	63.5	14	1	18.7	41.6	23
Opponents	28	1637	58.5	4	3	21.2	39.8	25

Numbers in (parentheses) indicate field goal was made.

2017 Boston College Football
Boston College Overall Individual Statistics (as of Oct 02, 2017)
All games

<u>All Purpose</u>	<u>g</u>	<u>rush</u>	<u>rcv</u>	<u>pr</u>	<u>kr</u>	<u>ir</u>	<u>total</u>	<u>avg/g</u>
Michael Walker	5	0	71	253	327	0	651	130.2
Jon Hilliman	5	325	40	0	0	0	365	73.0
AJ Dillon	5	298	0	0	0	0	298	59.6
Kobay White	5	0	187	0	28	0	215	43.0
Jeff Smith	5	26	177	0	0	0	203	40.6
Tom Sweeney	5	0	99	0	0	0	99	19.8
Thadd Smith	5	99	0	0	0	0	99	19.8
Charlie Callinan	3	0	97	0	0	0	97	32.3
Lukas Denis	5	0	0	0	0	83	83	16.6
Ben Glines	5	3	14	0	61	0	78	15.6
Chris Garrison	5	0	44	0	0	0	44	8.8
Travis Levy	5	26	17	0	0	0	43	8.6
Davon Jones	4	25	9	0	0	0	34	8.5
Anthony Brown	5	27	0	0	0	0	27	5.4
Korab Idrizi	5	0	24	0	0	0	24	4.8
Isaac Yiadom	5	0	0	0	0	21	21	4.2
Darius Wade	3	15	0	0	0	0	15	5.0
Ray Marten	5	0	11	0	0	0	11	2.2
Colton Cardinal	4	0	0	0	8	0	8	2.0
Jake Burt	4	0	5	0	0	0	5	1.2
Team	2	-48	0	0	0	0	-48	-24.0
Total	5	796	795	253	424	104	2372	474.4
Opponents	5	1295	770	85	131	67	2368	473.6

2017 Boston College Football
Boston College Team Game-by-Game (as of Oct 02, 2017)
All games

TEAM STATISTICS

Date	Opponent	Rushing				Receiving				Passing				Kick Returns				Punt Returns				tot off
		no.	yds	td	lg	no.	yds	td	lg	cmp-att-int	yds	td	lg	no.	yds	td	lg	no.	yds	td	lg	
Sep 01	at Northern Illinois	50	148	0	23	26	191	2	21	26-42-1	191	2	21	4	81	0	28	1	11	0	11	339
Sep 09	WAKE FOREST	41	142	0	32	18	163	1	23	18-41-3	163	1	23	5	146	0	55	4	42	0	19	305
Sep 16	NOTRE DAME	44	185	0	29	24	215	2	22	24-41-2	215	2	22	4	80	0	30	2	19	0	13	400
Sep 23	at Clemson	34	97	1	14	15	141	0	37	15-32-2	141	0	37	5	102	0	33	3	53	0	27	238
Sep 30	CENTRAL MICHIGAN	53	224	3	18	14	85	1	23	14-21-0	85	1	23	2	15	0	8	4	128	0	61	309
Opponents		222	796	4	32	97	795	6	37	97-177-8	795	6	37	20	424	0	55	14	253	0	61	1591
Opponents		229	1295	15	65	79	770	3	46	79-154-7	770	3	46	7	131	0	26	13	85	0	56	2065

Games: 5 • Avg/rush: 3.6 • Avg/catch: 8.2 • Pass effic: 94.68 • KR avg: 21.2 • PR avg: 18.1 • All purpose avg/game: 474.4 • Total offense avg/gm: 318.2

Date	Opponent	Tackles				Sacks no-yds	Fumble		Pass Defense			blkd kick	PAT Attempts			off					
		ua	a	total	tfl-yds		ff	fr-yds	int-yds	qbh	brup		kick	rush	rcv	saf	t/o	pts			
Sep 01	at Northern Illinois	33	30	63	2.0-4	0.0-0	0	0-0	1-0	0	5	0	2-2	0	0	0	0	0	0	0	23
Sep 09	WAKE FOREST	38	46	84	10.0-37	3.0-21	1	0-0	0-0	0	4	0	1-1	0	0	0	0	0	0	0	10
Sep 16	NOTRE DAME	38	40	78	2.0-7	1.0-2	0	1-0	1-18	3	3	0	2-2	0	0	0	0	3	0	20	
Sep 23	at Clemson	49	46	95	4.0-14	2.0-9	2	0-0	2-27	1	4	0	1-1	0	0	0	0	0	0	7	
Sep 30	CENTRAL MICHIGAN	36	46	82	8.0-26	3.0-18	0	0-0	3-59	3	4	0	4-4	0	0	0	0	0	0	28	
Opponents		194	208	402	26.0-88	9.0-50	3	1-0	7-104	7	20	0	10-10	0	0	0	0	3	88		
Opponents		213	244	457	33.0-87	5.0-29	5	4-0	8-67	18	18	0	17-18	0	0	1	52	145			

Date	Opponent	Punting								Field Goals			Kickoffs					
		no.	yds	avg	long	blkd	tb	fc	50+	i20	md-att	long	blkd	no.	yds	avg	tb	ob
Sep 01	at Northern Illinois	9	348	38.7	53	0	0	4	1	4	3-3	42	0	6	376	62.7	3	0
Sep 09	WAKE FOREST	7	302	43.1	53	0	2	3	1	2	1-1	30	0	3	186	62.0	2	1
Sep 16	NOTRE DAME	8	307	38.4	51	0	0	3	1	7	2-2	41	0	5	325	65.0	5	0
Sep 23	at Clemson	9	381	42.3	53	0	1	2	3	6	0-1	0	0	2	128	64.0	1	0
Sep 30	CENTRAL MICHIGAN	5	211	42.2	52	0	0	0	2	1	0-2	0	0	6	382	63.7	3	0
Opponents		38	1549	40.8	53	0	3	12	8	20	6-9	42	0	22	1397	63.5	14	1
Opponents		38	1641	43.2	57	0	2	9	12	11	4-6	32	0	28	1637	58.5	4	3

2017 Boston College Football
Boston College Opponent Game-by-Game (as of Oct 02, 2017)
All games

OPPONENT STATISTICS

Date	Opponent	Rushing				Receiving				Passing				Kick Returns				Punt Returns				tot off
		no.	yds	td	lg	no.	yds	td	lg	cmp-att-int	yds	td	lg	no.	yds	td	lg	no.	yds	td	lg	
Sep 01	at Northern Illinois	35	164	0	60	16	203	2	46	16-39-1	203	2	46	3	48	0	23	3	17	0	10	367
Sep 09	WAKE FOREST	52	158	2	29	13	151	1	23	13-19-0	151	1	23	0	0	0	0	2	6	0	9	309
Sep 16	NOTRE DAME	51	515	7	65	11	96	0	33	11-27-1	96	0	33	0	0	0	0	4	5	0	4	611
Sep 23	at Clemson	58	342	5	50	17	140	0	25	17-26-2	140	0	25	1	26	0	26	2	54	0	56	482
Sep 30	CENTRAL MICHIGAN	33	116	1	33	22	180	0	23	22-43-3	180	0	23	3	57	0	24	2	3	0	2	296
Boston College		229	1295	15	65	79	770	3	46	79-154-7	770	3	46	7	131	0	26	13	85	0	56	2065
Boston College		222	796	4	32	97	795	6	37	97-177-8	795	6	37	20	424	0	55	14	253	0	61	1591

Games: 5 • Avg/rush: 5.7 • Avg/catch: 9.7 • Pass effic: 90.64 • KR avg: 18.7 • PR avg: 6.5 • All purpose avg/game: 473.6 • Total offense avg/gm: 413.0

Date	Opponent	Tackles				Sacks no-yds	Fumble		Pass Defense			blkd kick	PAT Attempts			off			
		ua	a	total	tfl-yds		ff	fr-yds	int-yds	qbh	brup		kick	rush	rcv	saf	t/o	pts	
Sep 01	at Northern Illinois	54	38	92	12.0-39	2.0-15	0	0-0	1-0	0	4	0	2-2	0	0	0	0	3	20
Sep 09	WAKE FOREST	48	30	78	6.0-9	1.0-2	1	1-0	3-67	5	5	0	4-4	0	0	0	0	21	34
Sep 16	NOTRE DAME	44	48	92	5.0-12	1.0-6	2	1-0	2-0	3	3	0	7-7	0	0	0	0	21	49
Sep 23	at Clemson	33	60	93	6.0-15	1.0-6	0	0-0	2-0	10	4	0	4-5	0	0	0	0	7	34
Sep 30	CENTRAL MICHIGAN	34	68	102	4.0-12	0.0-0	2	2-0	0-0	0	2	0	0-0	0	0	0	1	0	8
Boston College		213	244	457	33.0-87	5.0-29	5	4-0	8-67	18	18	0	17-18	0	0	0	1	52	145
Boston College		194	208	402	26.0-88	9.0-50	3	1-0	7-104	7	20	0	10-10	0	0	0	0	3	88

Date	Opponent	Punting								Field Goals			Kickoffs					
		no.	yds	avg	long	blkd	tb	fc	50+	i20	md-att	long	blkd	no.	yds	avg	tb	ob
Sep 01	at Northern Illinois	8	327	40.9	51	0	1	2	1	1	2-3	32	0	5	301	60.2	0	1
Sep 09	WAKE FOREST	9	374	41.6	54	0	0	2	3	4	2-2	28	0	7	405	57.9	0	1
Sep 16	NOTRE DAME	7	323	46.1	57	0	0	3	4	3	0-0	0	0	8	486	60.8	3	1
Sep 23	at Clemson	6	289	48.2	56	0	1	2	3	0	0-0	0	0	6	358	59.7	1	0
Sep 30	CENTRAL MICHIGAN	8	328	41.0	54	0	0	0	1	3	0-1	0	0	2	87	43.5	0	0
Boston College		38	1641	43.2	57	0	2	9	12	11	4-6	32	0	28	1637	58.5	4	3
Boston College		38	1549	40.8	53	0	3	12	8	20	6-9	42	0	22	1397	63.5	14	1

**2017 Boston College Football
Boston College Game Superlatives (as of Oct 02, 2017)
All games**

INDIVIDUAL GAME HIGHS

Rushes	25	Jon Hilliman at Northern Illinois (Sep 01, 2017)
	25	AJ Dillon vs Central Michigan (Sep 30, 2017)
Yards Rushing	122	Jon Hilliman vs Notre Dame (Sep 16, 2017)
TD Rushes	2	Jon Hilliman vs Central Michigan (Sep 30, 2017)
Long Rush	32	Thadd Smith vs Wake Forest (Sep 09, 2017)
Pass attempts	42	Anthony Brown at Northern Illinois (Sep 01, 2017)
Pass completions	26	Anthony Brown at Northern Illinois (Sep 01, 2017)
Yards Passing	215	Anthony Brown vs Notre Dame (Sep 16, 2017)
TD Passes	2	Anthony Brown at Northern Illinois (Sep 01, 2017)
	2	Anthony Brown vs Notre Dame (Sep 16, 2017)
Long Pass	37	Anthony Brown at Clemson (Sep 23, 2017)
Receptions	8	Michael Walker at Northern Illinois (Sep 01, 2017)
Yards Receiving	82	Charlie Callinan vs Notre Dame (Sep 16, 2017)
TD Receptions	2	Charlie Callinan vs Notre Dame (Sep 16, 2017)
Long Reception	37	Tom Sweeney at Clemson (Sep 23, 2017)
Field Goals	3	Colton Lichtenberg at Northern Illinois (Sep 01, 2017)
Long Field Goal	42	Colton Lichtenberg at Northern Illinois (Sep 01, 2017)
Punts	9	Mike Knoll at Northern Illinois (Sep 01, 2017)
	9	Mike Knoll at Clemson (Sep 23, 2017)
Punting Avg	43.1	Mike Knoll vs Wake Forest (Sep 09, 2017)
Long Punt	53	Mike Knoll at Northern Illinois (Sep 01, 2017)
	53	Mike Knoll vs Wake Forest (Sep 09, 2017)
	53	Mike Knoll at Clemson (Sep 23, 2017)
Punts inside 20	7	Mike Knoll vs Notre Dame (Sep 16, 2017)
Long Punt Return	61	Michael Walker vs Central Michigan (Sep 30, 2017)
Long Kickoff Return	55	Michael Walker vs Wake Forest (Sep 09, 2017)
Tackles	13	Lukas Denis at Clemson (Sep 23, 2017)
Sacks	1.5	Ty Schwab at Clemson (Sep 23, 2017)
Tackles For Loss	2.0	Harold Landry vs Wake Forest (Sep 09, 2017)
	2.0	Will Harris vs Wake Forest (Sep 09, 2017)
	2.0	Zach Allen vs Wake Forest (Sep 09, 2017)
	2.0	Zach Allen vs Central Michigan (Sep 30, 2017)
	2.0	Harold Landry vs Central Michigan (Sep 30, 2017)
	2.0	Kevin Bletzer vs Central Michigan (Sep 30, 2017)
Interceptions	2	Lukas Denis vs Central Michigan (Sep 30, 2017)

**2017 Boston College Football
Boston College Game Superlatives (as of Oct 02, 2017)
All games**

TEAM GAME HIGHS

Rushes	53	vs Central Michigan (Sep 30, 2017)
Yards Rushing	224	vs Central Michigan (Sep 30, 2017)
Yards Per Rush	4.2	vs Central Michigan (Sep 30, 2017)
TD Rushes	3	vs Central Michigan (Sep 30, 2017)
Pass attempts	42	at Northern Illinois (Sep 01, 2017)
Pass completions	26	at Northern Illinois (Sep 01, 2017)
Yards Passing	215	vs Notre Dame (Sep 16, 2017)
Yards Per Pass	5.2	vs Notre Dame (Sep 16, 2017)
TD Passes	2	at Northern Illinois (Sep 01, 2017)
	2	vs Notre Dame (Sep 16, 2017)
Total Plays	92	at Northern Illinois (Sep 01, 2017)
Total Offense	400	vs Notre Dame (Sep 16, 2017)
Yards Per Play	4.7	vs Notre Dame (Sep 16, 2017)
Points	28	vs Central Michigan (Sep 30, 2017)
Sacks By	3	vs Wake Forest (Sep 09, 2017)
	3	vs Central Michigan (Sep 30, 2017)
First Downs	22	vs Notre Dame (Sep 16, 2017)
Penalties	8	at Northern Illinois (Sep 01, 2017)
Penalty Yards	79	at Northern Illinois (Sep 01, 2017)
Turnovers	4	vs Wake Forest (Sep 09, 2017)
Interceptions By	3	vs Central Michigan (Sep 30, 2017)
Punts	9	at Northern Illinois (Sep 01, 2017)
	9	at Clemson (Sep 23, 2017)
Punting Avg	43.1	vs Wake Forest (Sep 09, 2017)
Long Punt	53	at Northern Illinois (Sep 01, 2017)
	53	vs Wake Forest (Sep 09, 2017)
	53	at Clemson (Sep 23, 2017)
Punts inside 20	7	vs Notre Dame (Sep 16, 2017)
Long Punt Return	61	vs Central Michigan (Sep 30, 2017)

**2017 Boston College Football
Boston College Game Superlatives (as of Oct 02, 2017)
All games**

OPPONENT INDIVIDUAL GAME HIGHS

Rushes	22	K. BRYANT, at Clemson (Sep 23, 2017)
Yards Rushing	229	ADAMS, Josh, vs Notre Dame (Sep 16, 2017)
TD Rushes	4	WIMBUSH, vs Notre Dame (Sep 16, 2017)
Long Rush	65	ADAMS, Josh, vs Notre Dame (Sep 16, 2017)
	65	WIMBUSH, vs Notre Dame (Sep 16, 2017)
Pass attempts	42	MORRIS, Shane, vs Central Michigan (Sep 30, 2017)
Pass completions	21	MORRIS, Shane, vs Central Michigan (Sep 30, 2017)
Yards Passing	190	GRAHAM, Ryan, at Northern Illinois (Sep 01, 2017)
TD Passes	2	GRAHAM, Ryan, at Northern Illinois (Sep 01, 2017)
Long Pass	46	GRAHAM, Ryan, at Northern Illinois (Sep 01, 2017)
Receptions	10	WARD, Jonathan, vs Central Michigan (Sep 30, 2017)
Yards Receiving	93	BEEBE, Chad, at Northern Illinois (Sep 01, 2017)
TD Receptions	1	WIMANN, Shane, at Northern Illinois (Sep 01, 2017)
	1	BROWN, D.J., at Northern Illinois (Sep 01, 2017)
	1	Dortch, G, vs Wake Forest (Sep 09, 2017)
Long Reception	46	BEEBE, Chad, at Northern Illinois (Sep 01, 2017)
Field Goals	2	HAGAN, Christia, at Northern Illinois (Sep 01, 2017)
	2	Weaver, M, vs Wake Forest (Sep 09, 2017)
Long Field Goal	32	HAGAN, Christia, at Northern Illinois (Sep 01, 2017)
Punts	9	Maggio, D, vs Wake Forest (Sep 09, 2017)
Punting Avg	48.2	SPIERS, at Clemson (Sep 23, 2017)
Long Punt	57	NEWSOME, vs Notre Dame (Sep 16, 2017)
Punts inside 20	4	Maggio, D, vs Wake Forest (Sep 09, 2017)
Long Punt Return	56	McCLOUD, at Clemson (Sep 23, 2017)
Long Kickoff Return	26	ETIENNE, at Clemson (Sep 23, 2017)
Tackles	17	PUGH, Kyle, at Northern Illinois (Sep 01, 2017)
Sacks	1.0	SMITH, Sutton, at Northern Illinois (Sep 01, 2017)
	1.0	BROWN, Drequan, at Northern Illinois (Sep 01, 2017)
	1.0	Williams, Jab, vs Wake Forest (Sep 09, 2017)
	1.0	TILLERY, vs Notre Dame (Sep 16, 2017)
	1.0	A. BRYANT, at Clemson (Sep 23, 2017)
Tackles For Loss	5.0	SMITH, Sutton, at Northern Illinois (Sep 01, 2017)
Interceptions	2	CRAWFORD, vs Notre Dame (Sep 16, 2017)

2017 Boston College Football
Boston College Game Superlatives (as of Oct 02, 2017)
All games

OPPONENT TEAM GAME HIGHS

Rushes	58	at Clemson (Sep 23, 2017)
Yards Rushing	515	vs Notre Dame (Sep 16, 2017)
Yards Per Rush	10.1	vs Notre Dame (Sep 16, 2017)
TD Rushes	7	vs Notre Dame (Sep 16, 2017)
Pass attempts	43	vs Central Michigan (Sep 30, 2017)
Pass completions	22	vs Central Michigan (Sep 30, 2017)
Yards Passing	203	at Northern Illinois (Sep 01, 2017)
Yards Per Pass	7.9	vs Wake Forest (Sep 09, 2017)
TD Passes	2	at Northern Illinois (Sep 01, 2017)
Total Plays	84	at Clemson (Sep 23, 2017)
Total Offense	611	vs Notre Dame (Sep 16, 2017)
Yards Per Play	7.8	vs Notre Dame (Sep 16, 2017)
Points	49	vs Notre Dame (Sep 16, 2017)
Sacks By	2	at Northern Illinois (Sep 01, 2017)
First Downs	27	at Clemson (Sep 23, 2017)
Penalties	8	at Northern Illinois (Sep 01, 2017)
Penalty Yards	70	at Northern Illinois (Sep 01, 2017)
Turnovers	3	vs Central Michigan (Sep 30, 2017)
Interceptions By	3	vs Wake Forest (Sep 09, 2017)
Punts	9	vs Wake Forest (Sep 09, 2017)
Punting Avg	48.2	at Clemson (Sep 23, 2017)
Long Punt	57	vs Notre Dame (Sep 16, 2017)
Punts inside 20	4	vs Wake Forest (Sep 09, 2017)
Long Punt Return	56	at Clemson (Sep 23, 2017)

2017 Boston College Football
Boston College By-Quarter Statistics (as of Oct 02, 2017)
All games

3rd-Down Conversions

Date	Opponent	Score	Overall	1st Qtr	2nd Qtr	3rd Qtr	4th Qtr	Overtime
Sep 01, 2017	at Northern Illinois	W 23-20	9-24 37.5	2-6 33.3	4-7 57.1	3-5 60.0	0-6 0.0	
Sep 09, 2017	WAKE FOREST	L 10-34	6-17 35.3	0-4 0.0	4-7 57.1	0-2 0.0	2-4 50.0	
Sep 16, 2017	NOTRE DAME	L 20-49	4-17 23.5	1-5 20.0	1-4 25.0	0-4 0.0	2-4 50.0	
Sep 23, 2017	at Clemson	L 7-34	4-16 25.0	0-4 0.0	1-4 25.0	2-5 40.0	1-3 33.3	
Sep 30, 2017	CENTRAL MICHIGAN	W 28-8	8-18 44.4	2-5 40.0	1-5 20.0	3-4 75.0	2-4 50.0	
	Boston College		31-92 33.7	5-24 20.8	11-27 40.7	8-20 40.0	7-21 33.3	0-0 0.0
	Opponents		32-83 38.6	2-18 11.1	9-23 39.1	9-19 47.4	12-23 52.2	0-0 0.0

4th-Down Conversions

Date	Opponent	Score	Overall	1st Qtr	2nd Qtr	3rd Qtr	4th Qtr	Overtime
Sep 01, 2017	at Northern Illinois	W 23-20	2-2 100.0	0-0 0.0	0-0 0.0	0-0 0.0	2-2 100.0	
Sep 09, 2017	WAKE FOREST	L 10-34	0-2 0.0	0-0 0.0	0-0 0.0	0-1 0.0	0-1 0.0	
Sep 16, 2017	NOTRE DAME	L 20-49	1-2 50.0	0-0 0.0	0-0 0.0	0-1 0.0	1-1 100.0	
Sep 23, 2017	at Clemson	L 7-34	1-1 100.0	0-0 0.0	0-0 0.0	1-1 100.0	0-0 0.0	
Sep 30, 2017	CENTRAL MICHIGAN	W 28-8	0-1 0.0	0-1 0.0	0-0 0.0	0-0 0.0	0-0 0.0	
	Boston College		4-8 50.0	0-1 0.0	0-0 0.0	1-3 33.3	3-4 75.0	0-0 0.0
	Opponents		2-6 33.3	0-0 0.0	0-2 0.0	1-1 100.0	1-3 33.3	0-0 0.0

Time of Possession

Date	Opponent	Score	Overall	1st Qtr	2nd Qtr	3rd Qtr	4th Qtr	Overtime
Sep 01, 2017	at Northern Illinois	W 23-20	33:39	8:16	10:05	6:40	8:38	
Sep 09, 2017	WAKE FOREST	L 10-34	26:47	6:54	8:43	6:24	4:46	
Sep 16, 2017	NOTRE DAME	L 20-49	30:25	8:30	7:43	7:04	7:08	
Sep 23, 2017	at Clemson	L 7-34	25:04	8:17	4:32	7:37	4:38	
Sep 30, 2017	CENTRAL MICHIGAN	W 28-8	28:26	7:28	6:34	7:17	7:07	
	Boston College	Total	144:21	39:25	37:37	35:02	32:17	0:00
		Avg.	28:52	7:53	7:31	7:00	6:27	0:00
	Opponents	Total	155:39	35:35	37:23	39:58	42:43	0:00
		Avg.	31:07	7:07	7:28	7:59	8:32	0:00

2017 Boston College Football
Boston College Red-Zone Results (as of Oct 02, 2017)
All games

Boston College Inside Opponent Red-Zone

Date	Opponent	Score	Times In RZ	Times Scored	Total Pts	Rush TDs	Pass TDs	FGs Made	Failed to score inside RZ						
									FGA	Down	Int	Fumb	Half	Game	
Sep 01, 2017	at Northern Illinois	W 23-20	4	4	20	2	0	2	2	0	0	0	0	0	0
Sep 09, 2017	WAKE FOREST	L 10-34	2	2	10	1	0	1	1	0	0	0	0	0	0
Sep 16, 2017	NOTRE DAME	L 20-49	3	3	13	1	0	1	2	0	0	0	0	0	0
Sep 23, 2017	at Clemson	L 7-34	1	1	7	1	1	0	0	0	0	0	0	0	0
Sep 30, 2017	CENTRAL MICHIGAN	W 28-8	6	4	28	4	3	1	0	1	0	0	1	0	0
Totals			16	14	78	9	4	5	5	1	0	0	1	0	0
14 of 16 (87.5%)															

Opponents Inside Boston College Red-Zone

Date	Opponent	Score	Times In RZ	Times Scored	Total Pts	Rush TDs	Pass TDs	FGs Made	Failed to score inside RZ						
									FGA	Down	Int	Fumb	Half	Game	
Sep 01, 2017	at Northern Illinois	W 23-20	4	4	20	2	0	2	2	0	0	0	0	0	0
Sep 09, 2017	WAKE FOREST	L 10-34	4	4	20	2	1	1	2	0	0	0	0	0	0
Sep 16, 2017	NOTRE DAME	L 20-49	6	6	42	6	6	0	0	0	0	0	0	0	0
Sep 23, 2017	at Clemson	L 7-34	4	4	27	4	4	0	0	0	0	0	0	0	0
Sep 30, 2017	CENTRAL MICHIGAN	W 28-8	2	1	6	1	1	0	0	1	0	0	0	0	0
Totals			20	19	115	15	12	3	4	1	0	0	0	0	0
19 of 20 (95.0%)															

2017 Boston College Football
Boston College Passing Game-by-Game (as of Oct 02, 2017)
All games

#1B Brown,A	Comp	Att	Int	Pct	Yards	TD	Long	Sacked	Effic
Northern Illinois	26	42	1	61.9	191	2	21	2-15	111.06
Wake Forest	11	29	3	37.9	119	1	23	1-2	63.09
Notre Dame	24	40	2	60.0	215	2	22	1-6	111.65
Clemson	14	30	1	46.7	133	0	37	1-6	77.24
Central Michigan	14	21	0	66.7	85	1	23	0-0	116.38
TOTALS	89	162	7	54.9	743	6	37	5-29	97.04

#4 Wade,D	Comp	Att	Int	Pct	Yards	TD	Long	Sacked	Effic
Wake Forest	7	12	0	58.3	44	0	15	0-0	89.13
Notre Dame	0	1	0	0.0	0	0	0	0-0	0.00
Clemson	1	2	1	50.0	8	0	8	0-0	-16.40
TOTALS	8	15	1	53.3	52	0	15	0-0	69.12

2017 Boston College Football
Boston College Rushing/Receiving Game-by-Game (as of Oct 02, 2017)
All games

RUSHING	No-Yds/TD	NIU	WF	ND	CU	CMU
Hilliman, J RB	87-325/2	25-58/0	8-23/0	22-122/0	9-33/0	23-89/2
Dillon, A RB	79-298/2	5-20/0	15-43/0	16-58/0	18-57/1	25-120/1
Smith, T WR	16-99/0	6-55/0	5-46/0	2--3/0	2-6/0	1--5/0
Brown, A QB	18-27/0	7-10/0	3-8/0	2--4/0	2--7/0	4-20/0
Smith, J WR	3-26/0	3-26/0	-	-	-	-
Levy, T RB	6-26/0	-	3-18/0	-	3-8/0	-
Jones, D RB	4-25/0	DNP	3-21/0	1-4/0	-	-
Wade, D QB	4-15/0	DNP	3-7/0	1-8/0	-	DNP
Glines, B WR	1-3/0	1-3/0	-	-	-	-
Team	4--48/0	3--24/0	1--24/0	DNP	DNP	DNP

RECEIVING	No-Yds/TD	NIU	WF	ND	CU	CMU
White, K WR	19-187/0	6-76/0	4-42/0	4-47/0	2-11/0	3-11/0
Smith, J WR	15-177/0	3-18/0	5-56/0	1-10/0	4-58/0	2-35/0
Sweeney, T TE	10-99/0	-	1-14/0	2-16/0	4-52/0	3-17/0
Callinan, C WR	9-97/2	1-5/0	1-10/0	7-82/2	DNP	DNP
Walker, M WR	13-71/1	8-50/1	2-12/0	2-13/0	1--4/0	-
Garrison, C WR	5-44/0	1-17/0	-	2-23/0	-	2-4/0
Hilliman, J RB	12-40/2	3-1/0	1-6/1	3-6/0	4-24/0	1-3/1
Idrizi, K TE	3-24/0	2-17/0	-	-	-	1-7/0
Levy, T RB	3-17/0	-	1-4/0	2-13/0	-	-
Glines, B WR	2-14/0	-	1-10/0	-	-	1-4/0
Marten, R TE	3-11/1	2-7/1	-	-	-	1-4/0
Jones, D RB	2-9/0	DNP	2-9/0	-	-	-
Burt, J TE	1-5/0	-	-	1-5/0	-	DNP

2017 Boston College Football
Boston College Total Tackles Game-by-Game (as of Oct 02, 2017)
All games

Total Tackles	UA-A	Total	NIU	WF	ND	CU	CMU
Harris,W DB	24-19	43	7-3	5-4	4-4	3-3	5-5
Allen,Z DL	18-23	41	4-5	5-3	3-6	3-5	3-4
Schwab,T LB	17-23	40	1-5	1-7	5-5	7-4	3-2
Denis,L DB	21-15	36	2-2	3-3	5-2	9-4	2-4
Yiadom,I DB	19-8	27	4-2	4-0	2-2	6-2	3-2
Moore,K DB	17-10	27	3-3	3-2	5-1	2-2	4-2
Landry,H DL	14-11	25	3-3	3-2	1-0	4-4	3-2
Smith,R DL	10-15	25	1-2	2-7	-	5-1	2-5
Merritt,N DL	8-16	24	1-3	1-4	5-2	0-4	1-3
Richardson,M LB	10-13	23	1-1	2-5	3-4	4-3	DNP
Lamot,J LB	3-14	17	-	-	-	0-7	3-7
Bletzer,K LB	7-10	17	-	-	0-4	3-3	4-3
Ray,W DL	2-11	13	-	1-5	0-3	0-2	1-1
Karafa,T DL	6-5	11	1-0	2-1	3-2	-	0-2
Strachan,C LB	5-4	9	1-1	4-3	DNP	DNP	DNP
Torres,T DB	4-2	6	3-0	-	0-1	1-0	0-1
Cohee,K DL	1-3	4	-	1-0	0-1	0-1	0-1
Attrach,M EI DB	1-3	4	-	-	0-1	0-1	1-1
Walker,M	1-1	2	-	-	1-1	-	-
Sweeney,T	1-0	1	-	-	-	-	1-0
Palmer,M DB	1-0	1	DNP	DNP	DNP	1-0	DNP
Knoll,M	1-0	1	-	-	-	1-0	-
White,K	1-0	1	-	-	1-0	-	-
Lindstrom,C	1-0	1	-	1-0	-	-	-
Martin,J LB	0-1	1	-	-	0-1	-	-
Tijani,T DB	1-0	1	-	-	-	-	-
Jones,D	0-1	1	DNP	-	-	-	0-1

2017 Boston College Football
Boston College Sacks Game-by-Game (as of Oct 02, 2017)
All games

SACKS	UA-A	Total	NIU	WF	ND	CU	CMU
Allen,Z DL	3-0	3.0	-	1.0-5	1.0-2	-	1.0-6
Landry,H DL	2-0	2.0	-	1.0-9	-	-	1.0-5
Schwab,T LB	1-2	2.0	-	-	-	1.5-6	0.5-4
Richardson,M LB	0-1	0.5	-	0.5-4	-	-	DNP
Bletzer,K LB	0-1	0.5	-	-	-	0.5-3	-
Ray,W DL	0-1	0.5	-	-	-	-	0.5-3
Smith,R DL	0-1	0.5	-	0.5-3	-	-	-

2017 Boston College Football
Boston College Tackle For Loss Game-by-Game (as of Oct 02, 2017)
All games

TACKLES FOR LOSS	UA-A	Total	NIU	WF	ND	CU	CMU
Allen,Z DL	5-0	5.0	-	2.0-6	1.0-2	-	2.0-7
Landry,H DL	5-0	5.0	-	2.0-10	-	1.0-2	2.0-7
Harris,W DB	3-0	3.0	1.0-3	2.0-5	-	-	-
Bletzer,K LB	2-1	2.5	-	-	-	0.5-3	2.0-3
Schwab,T LB	1-2	2.0	-	-	-	1.5-6	0.5-4
Moore,K DB	2-0	2.0	-	1.0-1	-	-	1.0-2
Strachan,C LB	1-1	1.5	0.5-1	1.0-4	DNP	DNP	DNP
Karafa,T DL	1-0	1.0	-	1.0-4	-	-	-
Yiadam,I DB	1-0	1.0	-	-	-	1.0-3	-
Merritt,N DL	1-0	1.0	-	-	1.0-5	-	-
Ray,W DL	0-1	0.5	-	-	-	-	0.5-3
Smith,R DL	0-1	0.5	-	0.5-3	-	-	-
Richardson,M LB	0-1	0.5	-	0.5-4	-	-	DNP
Denis,L DB	0-1	0.5	0.5-0	-	-	-	-

2017 Boston College Football
Boston College Return Stats Game-by-Game (as of Oct 02, 2017)
All games

PUNT RETURNS	No-Yds	NIU	WF	ND	CU	CMU
Walker,M	14-253	1-11	4-42	2-19	3-53	4-128

KICK RETURNS	No-Yds	NIU	WF	ND	CU	CMU
Walker,M	14-327	-	5-146	3-72	5-102	1-7
Glines,B	4-61	3-53	-	1-8	-	-
White,K	1-28	1-28	-	-	-	-
Cardinal,C	1-8	-	-	-	DNP	1-8

INT. RETURNS	No-Yds	NIU	WF	ND	CU	CMU
Denis,L	5-83	1-0	-	1-18	1-6	2-59
Allen,Z	1-0	-	-	-	-	1-0
Yiadom,I	1-21	-	-	-	1-21	-

FUMBLE RETURNS	No-Yds	NIU	WF	ND	CU	CMU
-----------------------	---------------	------------	-----------	-----------	-----------	------------

2017 Boston College Football
Boston College Fumbles Game-by-Game (as of Oct 02, 2017)
All games

FUMBLES	No-Lost	NIU	WF	ND	CU	CMU
Hilliman,J RB	3-3	-	1-1	1-1	-	1-1
Dillon,A RB	2-1	-	-	1-0	-	1-1
Team	1-0	-	1-0	DNP	DNP	DNP
Brown,A QB	1-0	-	-	-	1-0	-

FUMBLES FORCED	Number	NIU	WF	ND	CU	CMU
Denis,L	2	-	1	-	1	-
Bletzer,K	1	-	-	-	1	-

FUMBLES RECOVERED	Number	NIU	WF	ND	CU	CMU
Bletzer,K	1	-	-	1	-	-

Box Score (Final)
2017 Boston College Football
Boston College vs Northern Illinois (Sep 01, 2017 at DeKalb, Ill.)

Score by Quarters	1	2	3	4	Total
Boston College	3	10	7	3	23
Northern Illinois	3	7	7	3	20

Qtr Time Scoring play

1st	07:00	NIU - HAGAN, Christia 32 yd field goal, 7-45 3:09
	00:09	BC - Colton Lichtenberg 42 yd field goal, 8-34 2:17
2nd	14:56	NIU - BROWN, D.J. 15 yd pass from GRAHAM, Ryan (HAGAN, Christia kick), 2-75 0:13
	02:05	BC - Colton Lichtenberg 35 yd field goal, 13-63 4:27
	00:30	BC - Michael Walker 5 yd pass from Anthony Brown (Colton Lichtenberg kick), 6-50 1:04
3rd	07:48	BC - Ray Marten 4 yd pass from Anthony Brown (Colton Lichtenberg kick), 8-59 2:57
	02:15	NIU - WIMANN, Shane 7 yd pass from GRAHAM, Ryan (HAGAN, Christia kick), 13-75 5:28
4th	14:18	NIU - HAGAN, Christia 21 yd field goal, 5-53 1:47
	02:13	BC - Colton Lichtenberg 37 yd field goal, 13-46 5:04

	BC	NIU
FIRST DOWNS	21	18
RUSHES-YARDS (NET)	50-148	35-164
PASSING YDS (NET)	191	203
Passes Att-Comp-Int	42-26-1	39-16-1
TOTAL OFFENSE PLAYS-YARDS	92-339	74-367
Fumble Returns-Yards	0-0	0-0
Punt Returns-Yards	1-11	3-17
Kickoff Returns-Yards	4-81	3-48
Interception Returns-Yards	1-0	1-0
Punts (Number-Avg)	9-38.7	8-40.9
Fumbles-Lost	0-0	0-0
Penalties-Yards	8-79	8-70
Possession Time	33:39	26:21
Third-Down Conversions	9 of 24	2 of 15
Fourth-Down Conversions	2 of 2	1 of 2
Red-Zone Scores-Chances	4-4	4-4
Sacks By: Number-Yards	0-0	2-15

RUSHING: Boston College-Jon Hilliman 25-58; Thadd Smith 6-55; Jeff Smith 3-26; AJ Dillon 5-20; Anthony Brown 7-10; Ben Glines 1-3; Team 3-minus 24. Northern Illinois-GRAHAM, Ryan 12-99; JONES, Marcus 11-48; HUFF, Jordan 5-9; BROWN, D.J. 2-7; BLAKE, Christia 2-6; TEAM 1-minus 1; BEEBE, Chad 1-minus 1; MISTER, Tommy 1-minus 3.

PASSING: Boston College-Anthony Brown 26-42-1-191. Northern Illinois-GRAHAM, Ryan 15-38-1-190; BLAKE, Christia 1-1-0-13.

RECEIVING: Boston College-Michael Walker 8-50; Kobay White 6-76; Jeff Smith 3-18; Jon Hilliman 3-1; Korab Idrizi 2-17; Ray Marten 2-7; Chris Garrison 1-17; Charlie Callinan 1-5. Northern Illinois-BEEBE, Chad 6-93; WIMANN, Shane 4-37; TEARS, Spencer 3-29; BROWN, D.J. 2-31; GRAHAM, Ryan 1-13.

INTERCEPTIONS: Boston College-Lukas Denis 1-0. Northern Illinois-PUGH, Kyle 1-0.

FUMBLES: Boston College-None. Northern Illinois-None.

Boston College (1-0) vs. Northern Illinois (0-1)

Date: Sep 01, 2017 • Site: DeKalb, Ill. • Stadium: Huskie Stadium
 Attendance: 16421

Kickoff time: 8:32 • End of Game: 12:00 • Total elapsed time: 3:28

Officials: Referee: Jeff Maconaghy; Umpire: Danny Worrell; Linesman: Matt Fitzgerald;
 Line judge: Hugh Campbell; Back judge: Keith Parham; Field judge: Kip Johnson;
 Side judge: Jamal Shears; Center judge: Marcus Woods;
 Temperature: 56 • Wind: 6 NE • Weather: Clear

SACKS (UA-A): Boston College-None. Northern Illinois-SMITH, Sutton 1-0; BROWN, Drequan 1-0.

TACKLES (UA-A): Boston College-Will Harris 7-3; Zach Allen 4-5; Isaac Yiadom 4-2; Harold Landry 3-3; Kamrin Moore 3-3; Ty Schwab 1-5; Lukas Denis 2-2; Noa Merritt 1-3; Taj-Amir Torres 3-0; Ray Smith 1-2; Max Richardson 1-1; Connor Strachan 1-1; Tanner Karafa 1-0; Timi Tijani 1-0. Northern Illinois-PUGH, Kyle 6-11; JONES, Bobby 10-6; JOHNSON, Jawuan 7-3; SMITH, Sutton 5-1; SMALLS, Albert 3-3; WILLIAMS, Mykel 5-0; ALLEN, Mycial 2-3; ABRESCH, Jackso 3-1; EMBRY, Jalen 3-1; SCHWAB, Alex 1-2; SANDERS, Joe 2-0; JONES-DAVIS A 2-0; LURRY, Shawun 1-1; CORCORAN, Josh 1-1; FOSTER, Traysho 1-1; BROWN, Drequan 1-0; HUFF, Jordan 1-0; LEE, William 0-1; WEBSTER, Devin 0-1; HEFLIN, Jack 0-1; LEROY, Ben 0-1.

Game Starters:

Boston College

Pos	##	OFFENSE
LT	67	Aaron Monteiro
LG	73	Sam Schmal
C	77	Jon Baker
RG	75	Chris Lindstrom
RT	74	Marcell Lazard
WR	83	Charlie Callinan
TE	81	Chris Garrison
RB	32	Jon Hilliman
QB	1B	Anthony Brown
TE	89	Tom Sweeney
WR	18	Thadd Smith

Pos	##	DEFENSE
DE	2	Zach Allen
DT	94	Noa Merritt
NT	96	Ray Smith
DE	7	Harold Landry
LB	13	Connor Strachan
LB	14	Max Richardson
LB	10	Ty Schwab
CB	20	Isaac Yiadom
SS	8	Will Harris
FS	21	Lukas Denis
CB	5	Kamrin Moore

Northern Illinois

Pos	##	OFFENSE
WR	14	TEARS, Spencer
RT	56	ROBERTS, Ryan
WR	82	BEEBE, Chad
TE	35	WIMANN, Shane
TE	89	BRINKMAN, Mitch
RB	21	JONES, Marcus
QB	17	GRAHAM, Ryan
LT	73	SCHARPING, Max
LG	72	STECKLER, Jorda
C	64	SHIVELY, Luke
RG	65	VELOZ, Nathan

Pos	##	DEFENSE
DE	15	SMITH, Sutton
DT	99	LEROY, Ben
DT	98	HEFLIN, Jack
DE	12	CORCORAN, Josh
LB	6	JONES, Bobby
LB	57	PUGH, Kyle
LB	7	JOHNSON, Jawuan
CB	19	LURRY, Shawun
S	8A	WILLIAMS, Mykel
S	20	ALLEN, Mycial
CB	1	SMALLS, Albert

Boston College: 2D-AJ Dillon, 3-Michael Walker, 3T-Timi Tijani, 4C-Hamp Cheevers, 4V-Joseph Vitiello, 5M-Isaiah McDuffie, 6-Jeff Smith, 9-Kobay White, 11-Wyatt Ray, 19-Ben Glines, 24-Taj-Amir Torres, 25-Mehdi El Attrach, 28-John Lamot, 34-Timi Tijani, 35-Travis Levy, 37-Gabriel McClary, 46-Jimmy Martin, 47-Colton Cardinal, 48-Tanner Karafa, 49-Kevin Bletzer, 65-Ryan Conte, 66-Anthony Palazzolo, 70-John Phillips, 72-Alec Lindstrom, 82-Nolan Borgensen, 84-Jake Burt, 85-Korab Idrizi, 86-Ray Marten, 91-M.Schulze-Geisthovel, 92-Kevin Cohee, 98-Mike Knoll, 99-Colton Lichtenberg.

Northern Illinois: 1E-CHILDERS, Marcu, 1A-TUCKER, Cole, 1B-THOMPSON, Antho, 2A-THOMAS, Dillon, 2-PARKER, Jonatha, 3A-EMBRY, Jalen, 3D-DEVEAUX, Lance, 4-BLAKE, Christia, 9A-SANDERS, Joe, 9-WESLEY, Jauan, 10-BROWN, D.J., 11-FOSTER, Traysho, 13-ABRESCH, Jackso, 18-SCHWAB, Alex, 23-HUFF, Jordan, 26-MISTER, Tommy, 34-HAGAN, Christia, 36-FERENGE, Matt, 40-BROWN, Drequan, 48-JONES-DAVIS A, 90-LEE, William, 94-WEBSTER, Devin.

Box Score (Final)
2017 Boston College Football
Wake Forest vs Boston College (Sep 09, 2017 at Chestnut Hill, Mass.)

Score by Quarters	1	2	3	4	Total
Wake Forest	7	14	10	3	34
Boston College	0	7	3	0	10

Qtr Time Scoring play

1st	01:28	WF - Dortch, G 9 yd pass from Wolford, J (Weaver, M kick), 4-26 1:17
2nd	10:20	WF - Wolford, J 29 yd run (Weaver, M kick), 8-64 2:56
	03:13	BC - Jon Hilliman 6 yd pass from Anthony Brown (Colton Lichtenberg kick), 8-57 3:27
	01:36	WF - Bassey, E 30 yd interception return (Weaver, M kick)
3rd	10:03	BC - Colton Lichtenberg 30 yd field goal, 7-51 2:29
	06:15	WF - Weaver, M 28 yd field goal, 12-65 3:48
	04:23	WF - Carney, C 3 yd run (Weaver, M kick), 2-2 0:46
4th	07:00	WF - Weaver, M 27 yd field goal, 13-68 7:46

	WF	BC
FIRST DOWNS	15	19
RUSHES-YARDS (NET)	52-158	41-142
PASSING YDS (NET)	151	163
Passes Att-Comp-Int	19-13-0	41-18-3
TOTAL OFFENSE PLAYS-YARDS	71-309	82-305
Fumble Returns-Yards	0-0	0-0
Punt Returns-Yards	2-6	4-42
Kickoff Returns-Yards	0-0	5-146
Interception Returns-Yards	3-67	0-0
Punts (Number-Avg)	9-41.6	7-43.1
Fumbles-Lost	1-0	2-1
Penalties-Yards	5-40	0-0
Possession Time	33:13	26:47
Third-Down Conversions	7 of 18	6 of 17
Fourth-Down Conversions	0 of 0	0 of 2
Red-Zone Scores-Chances	4-4	2-2
Sacks By: Number-Yards	1-2	3-21

RUSHING: Wake Forest-Wolford, J 20-92; Carney, C 13-40; Colburn, M 14-27; Byrd, A 3-4; TEAM 1-minus 1; Hines, T 1-minus 4. Boston College-Thadd Smith 5-46; AJ Dillon 15-43; Jon Hilliman 8-23; Davon Jones 3-21; Travis Levy 3-18; Anthony Brown 3-8; Darius Wade 3-7; Team 1-minus 24.

PASSING: Wake Forest-Wolford, J 13-19-0-151. Boston College-Anthony Brown 11-29-3-119; Darius Wade 7-12-0-44.

RECEIVING: Wake Forest-Dortch, G 6-56; Lewis, C 2-29; Carney, C 1-23; Wade, C 1-14; Colburn, M 1-14; Hines, T 1-8; Bachman, A 1-7. Boston College-Jeff Smith 5-56; Kobay White 4-42; Michael Walker 2-12; Davon Jones 2-9; Tom Sweeney 1-14; Charlie Callinan 1-10; Ben Glines 1-10; Jon Hilliman 1-6; Travis Levy 1-4.

INTERCEPTIONS: Wake Forest-Bates, J 1-37; Bassey, E 1-30; Glenn, C 1-0. Boston College-None.

FUMBLES: Wake Forest-Dortch, G 1-0. Boston College-Team 1-0; Jon Hilliman 1-1.

Wake Forest (2-0,1-0) vs. Boston College (1-1,0-1)

Date: Sep 09, 2017 • Site: Chestnut Hill, Mass. • Stadium: Alumni Stadium

Attendance: 38082

Kickoff time: 1:00 • End of Game: 4:14 • Total elapsed time: 3:14

Officials: Referee: Gary Patterson; Umpire: Terrance Ramsey; Linesman: Michael Kelley;

Line judge: Brian Sakowski; Back judge: Bryan Platt; Field judge: Harry Tyson;

Side judge: Jim Corpota; Center judge: Donald Yates;

Temperature: 68 deg • Wind: SE 2mph • Weather: Partly Sunny

SACKS (UA-A): Wake Forest-Williams, Jab 1-0. Boston College-Harold Landry 1-0; Ray Smith 0-1; Max Richardson 0-1; Zach Allen 1-0.

TACKLES (UA-A): Wake Forest-Bates, J 5-4; Williams, Jab 6-1; Glenn, C 4-3; Bassey, E 4-1; Kemp, D 2-3; Yarbary, W 2-3; Henderson, A 4-0; Dawson, G 3-1; Calhoun, C 2-1; Freudenthal, J 1-2; Rodney, Z 0-3; Taylor, J 2-0; Wade, C 2-0; Kamara, S 1-1; Ejiofor, D 1-1; Masterson, L 1-1; Dunn, W 1-1; Bateman, E 0-2; Simpson, J 1-0; Maggio, D 1-0; Taylor, DJ 1-0; Basham, C 1-0; Carney, C 1-0; Strnad, J 1-0; Williams, Jac 1-0; McNeil, K 0-1; Bachman, A 0-1. Boston College-Will Harris 5-4; Ray Smith 2-7; Zach Allen 5-3; Ty Schwab 1-7; Connor Strachan 4-3; Max Richardson 2-5; Lukas Denis 3-3; Wyatt Ray 1-5; Kamrin Moore 3-2; Harold Landry 3-2; Noa Merritt 1-4; Isaac Yiadom 4-0; Tanner Karafa 2-1; Chris Lindstrom 1-0; Kevin Cohee 1-0.

Game Starters:

Wake Forest

Pos	##	OFFENSE
LT	75	Herron, J
LG	74	Haynes, P
C	70	Anderson, R
RG	68	Osterhage, P
RT	73	Benzinger, J
WR	7	Washington, S
WR	1	Hines, T
RB	36	Carney, C
QB	10	Wolford, J
TE	85	Serigne, C
WR	9	Wade, C

Pos	##	DEFENSE
DE	53	Ejiofor, D
DT	93	Rodney, Z
DT	48	Yarbary, W
DE	14	Dunn, W
BUCK	6	Williams, Jab
MIKE	50	Dawson, G
ROV	34	Kemp, D
CB	4	Henderson, A
SS	3	Bates, J
FS	2	Glenn, C
CB	21	Bassey, E

Boston College

Pos	##	OFFENSE
LT	67	Aaron Monteiro
LG	70	John Phillips
C	64	Ben Petrula
RG	75	Chris Lindstrom
RT	74	Marcell Lazard
X	83	Charlie Callinan
Z	18	Thadd Smith
TE	81	Chris Garrison
RB	32	Jon Hilliman
QB	1B	Anthony Brown
TE	89	Tom Sweeney

Pos	##	DEFENSE
DE	2	Zach Allen
DT	94	Noa Merritt
NT	96	Ray Smith
DE	7	Harold Landry
SLB	13	Connor Strachan
MLB	14	Max Richardson
WLB	10	Ty Schwab
LC	20	Isaac Yiadom
SS	8	Will Harris
FS	21	Lukas Denis
RC	5	Kamrin Moore

Wake Forest: 2C-Chapman, B, 4M-Maggio, D, 5-Jiles, C, 5B-Byrd, A, 7W-Weaver, M, 12-Masterson, L, 15-Lewis, C, 17-Bachman, A, 18-Basham, C, 20-Davis, C, 22-Colburn, M, 23-Strnad, J, 24-Taylor, J, 30-Williams, Jac, 35-Mays, N, 37-Dillon, T, 41-Pike, D, 42-Simpson, J, 44-McNeil, K, 46-Taylor, DJ, 51-Calhoun, C, 52-Diemel, D, 54-Bateman, E, 56-Young, D, 58-Monroe, C, 60-Suhren, T, 86-Freudenthal, J, 87-Cole, T, 88-Claude, S, 89-Dortch, G, 90-Kamara, S.

Boston College: 1-Elijah Robinson, 1L-CJ Lewis, 2D-AJ Dillon, 3-Michael Walker, 4-Darius Wade, 4C-Hamp Cheevers, 5M-Isaiah McDuffie, 6-Jeff Smith, 9-Kobay White, 11-Wyatt Ray, 16-Davon Jones, 19-Ben Glines, 24-Taj-Amir Torres, 25-Mehdi El Attrach, 28-John Lamot, 34-Timi Tijani, 35-Travis Levy, 37-Gabriel McClary, 46-Jimmy Martin, 47-Colton Cardinal, 48-Tanner Karafa, 49-Kevin Bletzer, 65-Ryan Conte, 66-Anthony Palazzolo, 73-Sam Schmal, 82-Nolan Borgensen, 84-Jake Burt, 85-Korab Idrizi, 86-Ray Marten, 91-M.Schulze-Geisthovel, 92-Kevin Cohee, 98-Mike Knoll, 99-Colton Lichtenberg.

Box Score (Final)
2017 Boston College Football
Notre Dame vs Boston College (Sep 16, 2017 at Chestnut Hill, Mass.)

Score by Quarters	1	2	3	4	Total
Notre Dame	7	7	14	21	49
Boston College	3	7	3	7	20

Qtr Time Scoring play

1st	07:52	BC - Colton Lichtenberg 38 yd field goal, 10-32 4:16
	06:28	ND - WIMBUSH 2 yd run (YOON kick), 4-75 1:24
2nd	11:59	BC - Charlie Callinan 22 yd pass from Anthony Brown (Colton Lichtenberg kick), 9-85 3:01
	01:57	ND - WIMBUSH 1 yd run (YOON kick), 7-92 1:55
3rd	11:25	BC - Colton Lichtenberg 41 yd field goal, 5-9 2:19
	05:04	ND - JONES, T. 1 yd run (YOON kick), 9-70 2:36
	02:38	ND - WIMBUSH 3 yd run (YOON kick), 4-75 1:34
4th	13:41	ND - WIMBUSH 65 yd run (YOON kick), 5-83 1:59
	09:02	BC - Charlie Callinan 14 yd pass from Anthony Brown (Colton Lichtenberg kick), 14-75 4:39
	06:23	ND - WILLIAMS 3 yd run (YOON kick), 2-35 0:28
	04:57	ND - WILLIAMS 15 yd run (YOON kick), 5-33 1:16

	ND	BC
FIRST DOWNS	19	22
RUSHES-YARDS (NET)	51-515	44-185
PASSING YDS (NET)	96	215
Passes Att-Comp-Int	27-11-1	41-24-2
TOTAL OFFENSE PLAYS-YARDS	78-611	85-400
Fumble Returns-Yards	0-0	0-0
Punt Returns-Yards	4-5	2-19
Kickoff Returns-Yards	0-0	4-80
Interception Returns-Yards	2-0	1-18
Punts (Number-Avg)	7-46.1	8-38.4
Fumbles-Lost	1-1	2-1
Penalties-Yards	5-45	6-35
Possession Time	29:35	30:25
Third-Down Conversions	9 of 18	4 of 17
Fourth-Down Conversions	0 of 1	1 of 2
Red-Zone Scores-Chances	6-6	3-3
Sacks By: Number-Yards	1-6	1-2

RUSHING: Notre Dame-ADAMS, Josh 18-229; WIMBUSH 21-207; WILLIAMS 6-50; McINTOSH 4-24; JONES, T. 2-5. Boston College-Jon Hilliman 22-122; AJ Dillon 16-58; Darius Wade 1-8; Davon Jones 1-4; Thadd Smith 2-minus 3; Anthony Brown 2-minus 4.

PASSING: Notre Dame-WIMBUSH 11-24-1-96; BOOK 0-3-0-0. Boston College-Anthony Brown 24-40-2-215; Darius Wade 0-1-0-0.

RECEIVING: Notre Dame-MACK, Alize 5-43; ADAMS, Josh 2-9; CLAYPOOL 2-8; SMYTHE 1-33; ST. BROWN 1-3. Boston College-Charlie Callinan 7-82; Kobay White 4-47; Jon Hilliman 3-6; Chris Garrison 2-23; Tom Sweeney 2-16; Michael Walker 2-13; Travis Levy 2-13; Jeff Smith 1-10; Jake Burt 1-5.

INTERCEPTIONS: Notre Dame-CRAWFORD 2-0. Boston College-Lukas Denis 1-18.

FUMBLES: Notre Dame-WIMBUSH 1-1. Boston College-Jon Hilliman 1-1; AJ Dillon 1-0.

Notre Dame (2-1) vs. Boston College (1-2)

Date: Sep 16, 2017 • Site: Chestnut Hill, Mass. • Stadium: Alumni Stadium
Attendance: 44500

Kickoff time: 3:41 pm • End of Game: 7:07 pm • Total elapsed time: 3:26
Officials: Referee: Stuart Mullins; Umpire: Johnnie Forte; Linesman: John Hoffman;
Line judge: Robert Zivkovic; Back judge: Robert Luklan; Field judge: Bill Dolbow;
Side judge: George Liotus; Center judge: Jeff Tomlin;
Temperature: 79 deg • Wind: E 1 mph • Weather: Partly Sunny

SACKS (UA-A): Notre Dame-TILLERY 1-0. Boston College-Zach Allen 1-0.

TACKLES (UA-A): Notre Dame-CONEY 5-8; MARTINI 4-6; MORGAN, Nyles 2-8; TILLERY 4-3; TRANQUILL 4-1; COLEMAN 3-2; HAYES, Daelin 1-4; WATKINS 4-0; BILAL 2-2; STUDSTILL 2-2; ELLIOTT 2-1; TRUMBETTI 2-1; OKWARA, J. 2-1; BONNER 1-1; GENMARK-HEATH 1-1; KAREEM 1-1; CRAWFORD 0-2; FERTITTA 1-0; LOVE 1-0; McGLINCHEY 1-0; SMYTHE 1-0; WIMBUSH 0-1; JONES, Jonathan 0-1; ROBERTSON, I. 0-1; YOON 0-1. Boston College-Ty Schwab 5-5; Zach Allen 3-6; Will Harris 4-4; Lukas Denis 5-2; Noa Merritt 5-2; Max Richardson 3-4; Kamrin Moore 5-1; Tanner Karafa 3-2; Isaac Yiadom 2-2; Kevin Bletzer 0-4; Wyatt Ray 0-3; Michael Walker 1-1; Harold Landry 1-0; Kobay White 1-0; Mehdi El Attrach 0-1; Kevin Cohee 0-1; Jimmy Martin 0-1; Taj-Amir Torres 0-1.

Game Starters:

Notre Dame

Pos	##	OFFENSE
LT	68	McGLINCHEY
LG	56	NELSON
C	53	MUSTIPHER
RG	71	BARS
RT	78	KRAEMER
WR	6	ST. BROWN
WR	83	CLAYPOOL
RB	33	ADAMS, Josh
QB	7	WIMBUSH
TE	80	SMYTHE
TE	86	MACK, Alize

Pos	##	DEFENSE
DE	9	HAYES, Daelin
DT	55	BONNER
NG	99	TILLERY
DE	93	HAYES, Jay
BUCK	48	MARTINI
MIKE	5	MORGAN, Nyles
ROV	23	TRANQUILL
CB	27	LOVE
FS	24	COLEMAN
SS	21	ELLIOTT
CB	7A	WATKINS

Boston College

Pos	##	OFFENSE
LT	67	Aaron Monteiro
LG	73	Sam Schmal
C	64	Ben Petrula
RG	75	Chris Lindstrom
RT	70	John Phillips
X	83	Charlie Callinan
RB	32	Jon Hilliman
QB	1B	Anthony Brown
TE	89	Tom Sweeney
TE	81	Chris Garrison
Z	18	Thadd Smith

Pos	##	DEFENSE
DE	2	Zach Allen
DT	94	Noa Merritt
NT	96	Ray Smith
DE	7	Harold Landry
SLB	49	Kevin Bletzer
MLB	14	Max Richardson
WLB	10	Ty Schwab
LC	20	Isaac Yiadom
SS	8	Will Harris
FS	21	Lukas Denis
RC	5	Kamrin Moore

Notre Dame: 2-WILLIAMS, 3-SANDERS, 4A-VANGORDER, 4-CONEY, 5A-KAREEM, 8-VAUGHN, 10-FINKE, 11-CANTEEN, 12-BOOK, 13-GENMARK-HEATH, 14-STUDSTILL, 16-HOLMES, C.J., 17-ROBERTSON, I., 18-PRIDE, 19-YOON, 20-CRAWFORD, 22-BILAL, 26-WEBSTER, 28-FERTITTA, 32-MORGAN, D.J., 34-JONES, T., 38-McINTOSH, 39-DOERER, 41-HINISH, 42-OKWARA, J., 44-JONES, Jamir, 45-JONES, Jonathan, 54-SHANNON, 57-RUHLAND, 70-BIVIN, 72-HAINSEY, 74-EICHENBERG, 81-BOYKIN, 82-WEISHAR, 84-KMET, 85-NEWSOME, 87-YOUNG, Michael, 89-WRIGHT, 91-OGUNDEJI, 95-TAGOVAILOA-AMOS, 97-DEW-TREADWAY, 98-TRUMBETTI.

Boston College: 1-Elijah Robinson, 2D-AJ Dillon, 3-Michael Walker, 4C-Hamp Cheevers, 4-Darius Wade, 4V-Joseph Vitiello, 6-Jeff Smith, 9-Kobay White, 11-Wyatt Ray, 16-Davon Jones, 19-Ben Glines, 24-Taj-Amir Torres, 25-Mehdi El Attrach, 28-John Lamot, 34-Timi Tijani, 35-Travis Levy, 37-Gabriel McClary, 46-Jimmy Martin, 47-Colton Cardinal, 48-Tanner Karafa, 65-Ryan Conte, 66-Anthony Palazzolo, 74-Marcell Lazard, 82-Nolan Borgensen, 84-Jake Burt, 85-Korab Idrizi, 86-Ray Marten, 91-M.Schulze-Geisthovel, 92-Kevin Cohee, 98-Mike Knoll, 99-Colton Lichtenberg.

Box Score (Final)
2017 Boston College Football
Boston College vs #2 Clemson (Sep 23, 2017 at Clemson, SC)

Score by Quarters	1	2	3	4	Total
Boston College	0	0	7	0	7
Clemson	0	7	0	27	34

Qtr Time Scoring play

2nd	07:16	CU - K. BRYANT 11 yd run (AL. SPENCE kick), 13-94 5:56
3rd	03:30	BC - AJ Dillon 1 yd run (Colton Lichtenberg kick), 8-37 3:05
4th	11:59	CU - CHOICE 6 yd run (AL. SPENCE kick), 10-67 3:11
	05:41	CU - ETIENNE 50 yd run (AL. SPENCE kick), 9-90 4:15
	02:50	CU - K. BRYANT 4 yd run (AL. SPENCE kick failed), 5-24 1:36
	00:52	CU - ETIENNE 10 yd run (AL. SPENCE kick), 4-41 1:30

	BC	CU
FIRST DOWNS	12	27
RUSHES-YARDS (NET)	34-97	58-342
PASSING YDS (NET)	141	140
Passes Att-Comp-Int	32-15-2	26-17-2
TOTAL OFFENSE PLAYS-YARDS	66-238	84-482
Fumble Returns-Yards	0-0	0-0
Punt Returns-Yards	3-53	2-54
Kickoff Returns-Yards	5-102	1-26
Interception Returns-Yards	2-27	2-0
Punts (Number-Avg)	9-42.3	6-48.2
Fumbles-Lost	1-0	2-0
Penalties-Yards	2-20	2-10
Possession Time	25:04	34:56
Third-Down Conversions	4 of 16	8 of 16
Fourth-Down Conversions	1 of 1	1 of 2
Red-Zone Scores-Chances	1-1	4-4
Sacks By: Number-Yards	2-9	1-6

RUSHING: Boston College-AJ Dillon 18-57; Jon Hilliman 9-33; Travis Levy 3-8; Thadd Smith 2-6; Anthony Brown 2-minus 7. Clemson-ETIENNE 9-113; K. BRYANT 22-106; FEASTER 20-73; CHOICE 6-26; FULLER 1-12; HEARN 0-12.

PASSING: Boston College-Anthony Brown 14-30-1-133; Darius Wade 1-2-1-8. Clemson-K. BRYANT 17-26-2-140.

RECEIVING: Boston College-Jeff Smith 4-58; Tom Sweeney 4-52; Jon Hilliman 4-24; Kobay White 2-11; Michael Walker 1-minus 4. Clemson-H. RENFROW 6-53; CAIN 3-25; RICHARD 3-19; McCLOUD 2-minus 2; OVERTON 1-23; POWELL 1-13; THOMPSON 1-9.

INTERCEPTIONS: Boston College-Isaac Yiadom 1-21; Lukas Denis 1-6. Clemson-MULLEN 1-0; TERRELL 1-0.

FUMBLES: Boston College-Anthony Brown 1-0. Clemson-K. BRYANT 1-0; FULLER 1-0.

Boston College (1-3,0-2) vs. Clemson (4-0,2-0)

Date: Sep 23, 2017 • Site: Clemson, SC • Stadium: Memorial Stadium

Attendance: 80525

Kickoff time: 3:40 PM • End of Game: 6:48 PM • Total elapsed time: 3:08

Officials: Referee: Riley Johnson; Umpire: Michael Wooten; Linesman: Kavin McGrath;

Line judge: Tim Graham; Back judge: Paul Vargo; Field judge: Kip Johnson;

Side judge: Mike Safrit; Center judge: Thomas McCreesh;

Temperature: 88 • Wind: SE 8mph • Weather: Mostly sunny

SACKS (UA-A): Boston College-Ty Schwab 1-1; Kevin Bletzer 0-1. Clemson-A. BRYANT 1-0.

TACKLES (UA-A): Boston College-Lukas Denis 9-4; Ty Schwab 7-4; Isaac Yiadom 6-2; Harold Landry 4-4; Zach Allen 3-5; Max Richardson 4-3; John Lamot 0-7; Ray Smith 5-1; Kevin Bletzer 3-3; Will Harris 3-3; Kamrin Moore 2-2; Noa Merritt 0-4; Wyatt Ray 0-2; Mike Knoll 1-0; Mike Palmer 1-0; Taj-Amir Torres 1-0; Kevin Cohee 0-1; Mehdi El Attrach 0-1. Clemson-JOSEPH 4-8; MUSE 1-8; LAMAR 1-7; MULLEN 6-1; WILKINS 1-5; JA. WILLIAMS 3-2; J.D. DAVIS 1-4; O'DANIEL 2-2; A. BRYANT 2-2; FERRELL 0-4; SIMMONS 2-1; CARTER 2-1; LAWRENCE 0-3; ROBINSON 0-3; PINCKNEY 1-1; SKALSKI 1-1; TERRELL 1-1; V. SMITH 1-1; HUGGINS 0-2; S. SMITH 0-2; KELLY 1-0; FULLER 1-0; AU. SPENCE 1-0; H. RENFROW 1-0; POWELL 0-1.

Game Starters:

Boston College

Pos	##	OFFENSE
LT	67	Aaron Monteiro
LG	73	Sam Schmal
C	64	Ben Petrula
RG	70	John Phillips
RT	75	Chris Lindstrom
TE	89	Tom Sweeney
TE	81	Chris Garrison
QB	13	Anthony Brown
RB	32	Jon Hilliman
WR	18	Thadd Smith
WR	6	Jeff Smith

Pos	##	DEFENSE
DE	2	Zach Allen
DT	94	Noa Merritt
NT	96	Ray Smith
DE	7	Harold Landry
SLB	49	Kevin Bletzer
MLB	14	Max Richardson
WLB	10	Ty Schwab
LCB	20	Isaac Yiadom
SS	8	Will Harris
FS	21	Lukas Denis
RCB	5	Kamrin Moore

Clemson

Pos	##	OFFENSE
LT	75	HYATT
LG	51	HEARN
C	5F	FALCINELLI
RG	55	CROWDER
RT	73	ANCHRUM
TE	80	RICHARD
TE	84	CA. SMITH
QB	2	K. BRYANT
RB	28	FEASTER
WR	1	MULLEN
WR	3M	McCLOUD

Pos	##	DEFENSE
DE	99	FERRELL
DT	90	LAWRENCE
DT	42	WILKINS
DE	7	A. BRYANT
SLB	6	O'DANIEL
MLB	57	LAMAR
WLB	34	JOSEPH
CB	31	CARTER
SS	19	MUSE
FS	23	V. SMITH
CB	1	MULLEN

Boston College: 2D-AJ Dillon, 3-Michael Walker, 4-Darius Wade, 9R-TJ Rayam, 9-Kobay White, 11-Wyatt Ray, 16-Davon Jones, 17-Mike Palmer, 19-Ben Glines, 24-Taj-Amir Torres, 25-Mehdi El Attrach, 28-John Lamot, 34-Timi Tijani, 35-Travis Levy, 37-Gabriel McClary, 46-Jimmy Martin, 48-Tanner Karafa, 55-Wyatt Knopfke, 65-Ryan Conte, 66-Anthony Palazzolo, 74-Marcell Lazard, 82-Nolan Borgensen, 84-Jake Burt, 85-Korab Idrizi, 86-Ray Marten, 91-M.Schulze-Geisthovel, 92-Kevin Cohee, 98-Mike Knoll, 99-Colton Lichtenberg.

Clemson: 1T-THOMPSON, 1B-BELL, 1J-D. JOHNSON, 2F-FIELDS, 3-RODGERS, 3G-CH. GROOMES, 4S-AL. SPENCE, 5H-HIGGINS, 5-S. SMITH, 6C-COOPER, 8-CAIN, 8T-TERRELL, 9-ETIENNE, 11-SIMMONS, 12-WALLACE, 13-H. RENFROW, 14-OVERTON, 16-W. SWINNEY, 17-POWELL, 18-CHASE, 22-KELLY, 24-TURNER, 25-CHALK, 26-CHOICE, 27-FULLER, 30-JA. WILLIAMS, 32-COTE, 33-J.D. DAVIS, 36-JU. DAVIS, 38-TRAPP, 40-MORTON, 43-CH. SMITH, 44-PINCKNEY, 45-REGISTER, 47-SKALSKI, 48-SPIERS, 50-ROBINSON, 52-AU. SPENCE, 58-PHIBBS, 59-CERVENKA, 62-STEWART, 64-GODFREY, 67-HUGGINS, 69-MORRIS, 70-PENNER, 74-SIMPSON, 76-POLLARD, 78-REEVES, 93-S. JOHNSON.

Box Score (Final)
2017 Boston College Football
Central Michigan vs Boston College (Sep 30, 2017 at Chestnut Hill, Mass.)

Score by Quarters	1	2	3	4	Total
Central Michigan	2	6	0	0	8
Boston College	14	7	7	0	28

Qtr Time Scoring play

1st	11:46	CMU - BRISSON-FAST, N safety
	10:33	BC - Jon Hilliman 6 yd run (Colton Lichtenberg kick), 1-6 0:05
	04:25	BC - AJ Dillon 15 yd run (Colton Lichtenberg kick), 8-53 3:33
2nd	10:24	CMU - GWILLY, K. 1 yd run (POLJAN, Tony pass failed), 7-62 3:01
	04:03	BC - Jon Hilliman 2 yd run (Colton Lichtenberg kick), 3-17 0:47
3rd	07:40	BC - Jon Hilliman 3 yd pass from Anthony Brown (Colton Lichtenberg kick), 12-89 4:33

	CMU	BC
FIRST DOWNS	18	17
RUSHES-YARDS (NET)	33-116	53-224
PASSING YDS (NET)	180	85
Passes Att-Comp-Int	43-22-3	21-14-0
TOTAL OFFENSE PLAYS-YARDS	76-296	74-309
Fumble Returns-Yards	2-0	0-0
Punt Returns-Yards	2-3	4-128
Kickoff Returns-Yards	3-57	2-15
Interception Returns-Yards	0-0	3-59
Punts (Number-Avg)	8-41.0	5-42.2
Fumbles-Lost	1-0	2-2
Penalties-Yards	6-53	6-43
Possession Time	31:34	28:26
Third-Down Conversions	6 of 16	8 of 18
Fourth-Down Conversions	0 of 1	0 of 1
Red-Zone Scores-Chances	1-2	4-6
Sacks By: Number-Yards	0-0	3-18

RUSHING: Central Michigan-GWILLY, K. 12-61; WARD, Jonathan 4-31; ROSS, Romello 5-23; POLJAN, Tony 4-20; MORRIS, Shane 8-minus 19. Boston College-AJ Dillon 25-120; Jon Hilliman 23-89; Anthony Brown 4-20; Thadd Smith 1-minus 5.

PASSING: Central Michigan-MORRIS, Shane 21-42-3-171; POLJAN, Tony 1-1-0-9. Boston College-Anthony Brown 14-21-0-85.

RECEIVING: Central Michigan-WARD, Jonathan 10-49; CHAPMAN, Mark 4-42; POLJAN, Tony 3-61; COOPER, Eric 2-14; TERRY, Damon 2-11; GWILLY, K. 1-3. Boston College-Tom Sweeney 3-17; Kobay White 3-11; Jeff Smith 2-35; Chris Garrison 2-4; Korab Idrizi 1-7; Ben Glines 1-4; Ray Marten 1-4; Jon Hilliman 1-3.

INTERCEPTIONS: Central Michigan-None. Boston College-Lukas Denis 2-59; Zach Allen 1-0.

FUMBLES: Central Michigan-MORRIS, Shane 1-0. Boston College-Jon Hilliman 1-1; AJ Dillon 1-1.

Central Michigan (2-3) vs. Boston College (2-3)

Date: Sep 30, 2017 • Site: Chestnut Hill, Mass. • Stadium: Alumni Stadium

Attendance: 27036

Kickoff time: 1:00 pm • End of Game: 4:07 pm • Total elapsed time: 3:07

Officials: Referee: Duane Heydt; Umpire: James Hyson; Linesman: George Geiss;

Line judge: Peter Beratta; Back judge: H. Whittelsberg; Field judge: Jim Biddle;

Side judge: James Shears;

Temperature: 55 deg • Wind: NE 4mph • Weather: Cloudy, 30% Rain Ch.

SACKS (UA-A): Central Michigan-None. Boston College-Harold Landry 1-0; Zach Allen 1-0; Wyatt Ray 0-1; Ty Schwab 0-1.

TACKLES (UA-A): Central Michigan-KELLY, Darwyn 4-9; CLARK, Carlos 4-7; BRIONES, Alex 4-6; FOUNTAIN, Malik 1-8; OLIVER, Michael 2-5; DANNA, Mike 2-4; OSTMAN, Joe 1-5; BUNTING, Sean 1-5; COLEMAN, Amari 1-4; BRISSON-FAST, N 2-2; COX, Josh 1-3; PERRY, Jeff 1-3; DILL, D'Andre 2-1; STANITZEK, M. 1-2; KYRE, Donny 0-3; APSEY, Trevor 1-1; McCOY, Alonzo 1-0; GWILLY, K. 1-0; JONES, Gary 1-0; GOLDEN, Ray 1-0; CONKLIN, Trevor 1-0; SHELDON, Jack 1-0. Boston College-Will Harris 5-5; John Lamot 3-7; Kevin Bletzer 4-3; Zach Allen 3-4; Ray Smith 2-5; Kamrin Moore 4-2; Lukas Denis 2-4; Harold Landry 3-2; Isaac Yiadom 3-2; Ty Schwab 3-2; Noa Merritt 1-3; Mehdi El Attrach 1-1; Wyatt Ray 1-1; Tanner Karafa 0-2; Tom Sweeney 1-0; Davon Jones 0-1; Taj-Amir Torres 0-1; Kevin Cohee 0-1.

Game Starters:

Central Michigan

Pos	##	OFFENSE
LT	59	AUSTIN, Joe
LG	67	QUINN, J.P.
C	79	DOAN, Austin
RG	70	CARR, Shakir
RT	74	EDWARDS, Derek
QB	11	MORRIS, Shane
RB	5	WARD, Jonathan
TE	21	CROUCH, Zach
WR	12	COOPER, Eric
WR	3	CHAPMAN, Mark
WR	9A	TERRY, Damon

Pos	##	DEFENSE
DE	46	BRISSON-FAST, N
NT	95	DILL, D'Andre
DT	57	DANNA, Mike
DE	45	OSTMAN, Joe
LB	43	CLARK, Carlos
LB	8	FOUNTAIN, Malik
LB	17	BRIONES, Alex
S	4	KELLY, Darwyn
S	14	COX, Josh
CB	3A	BUNTING, Sean
CB	7	COLEMAN, Amari

Boston College

Pos	##	OFFENSE
LT	67	Aaron Monteiro
LG	73	Sam Schmal
C	64	Ben Petrula
RG	75	Chris Lindstrom
RT	70	John Phillips
Z	6	Jeff Smith
Z	18	Thadd Smith
TE	81	Chris Garrison
RB	32	Jon Hilliman
QB	13	Anthony Brown
TE	89	Tom Sweeney

Pos	##	DEFENSE
DE	2	Zach Allen
DT	94	Noa Merritt
NT	96	Ray Smith
DE	7	Harold Landry
SLB	49	Kevin Bletzer
MLB	28	John Lamot
WLB	10	Ty Schwab
LC	20	Isaac Yiadom
SS	8	Will Harris
FS	21	Lukas Denis
RC	5	Kamrin Moore

Central Michigan: 1-POLJAN, Tony, 1D-KEON, Kaden, 1A-McCOY, Alonzo, 1B-APSEY, Trevor, 3B-PERRY, Jeff, 4A-SABBAGH, Jamil, 6-JAMISON, D., 9-MOJSIEJENKO, C., 10-OAKLEY, Zach, 13-SPALDING, Devon, 19-BANKS, Bobby, 22-JONES, Gary, 23-ROBERSON, Jay, 32-EDWARDS, B., 33-GWILLY, K., 34-ROSS, Romello, 36-SWAIN, Tyjuan, 37-ARMSTRONG, M., 38-GOLDEN, Ray, 39-OLIVER, Michael, 41-CONKLIN, Trevor, 44-STANITZEK, M., 47-CORBETT, Justin, 48-LAVALLII, O, 49-IDONI, Luke, 50-HAIRSTON, Troy, 60-EIPPER, Steve, 71-STUART, Robi, 82-COLE, Cameron, 85-CARSON, J., 86-CROUCH, Zach, 93-KYRE, Donny, 99-SHELDON, Jack.

Boston College: 1L-CJ Lewis, 1-Elijah Robinson, 2D-AJ Dillon, 3-Michael Walker, 4C-Hamp Cheevers, 5M-Isaiah McDuffie, 9-Kobay White, 9R-TJ Rayam, 11-Wyatt Ray, 16-Davon Jones, 19-Ben Glines, 24-Taj-Amir Torres, 25-Mehdi El Attrach, 34-Timi Tijani, 35-Travis Levy, 37-Gabriel McClary, 46-Jimmy Martin, 47-Colton Cardinal, 48-Tanner Karafa, 65-Ryan Conte, 66-Anthony Palazzolo, 82-Nolan Borgensen, 85-Korab Idrizi, 86-Ray Marten, 91-M.Schulze-Geisthovel, 92-Kevin Cohee, 98-Mike Knoll, 99-Colton Lichtenberg.