



# FOOTBALL

WVU ATHLETIC COMMUNICATIONS  
PO Box 877 | Morgantown, WV 26507-0877  
304.293.2821

WVUSPORTS.com

## 2017

	<b>VIRGINIA TECH</b> September 3 Landover, Md. 7:30 p.m.	abc
	<b>EAST CAROLINA</b> September 9 Morgantown Noon	FS2
	<b>DELAWARE STATE</b> September 16 Morgantown Noon	SPORTSMET
	<b>KANSAS*</b> September 23 Manhattan, Kan. TBA	
	<b>TCU*</b> October 7 Fort Worth, Texas TBA	
	<b>TEXAS TECH**</b> October 14 Morgantown TBA	
	<b>BAYLOR*</b> October 21 Waco, Texas TBA	
	<b>OKLAHOMA STATE**</b> October 28 Morgantown TBA	
	<b>IOWA STATE*</b> November 4 Morgantown TBA	
	<b>KANSAS STATE*</b> November 12 Manhattan, Kan. TBA	
	<b>TEXAS*</b> November 19 Morgantown TBA	
	<b>OKLAHOMA*</b> November 26 Norman, Okla. TBA	

## GAME 1 // No. 22/20 WEST VIRGINIA VS. No. 21/22 VIRGINIA TECH

SUNDAY, SEPT. 3, 2017 | 7:30 P.M. (ET) | FEDEXFIELD (79,000) | LANDOVER, MD.



### THE SERIES WITH VIRGINIA TECH

All-Time Series	..... WVU leads 28-22-1
In Morgantown	..... WVU leads 16-9
In Blacksburg	..... VT leads 12-7-1
At Neutral Sites	..... WVU leads 5-1
Holgorsen vs. VT	..... First Meeting
Holgorsen vs. Fuente	..... First Meeting
Fuente vs. West Virginia	..... First Meeting
Fuente vs. Holgorsen	..... First Meeting



### WEST VIRGINIA

2016 Record	..... 10-3, 7-2 Big 12
Head Coach	..... Dana Holgorsen
Alma Mater/Year	..... Iowa Wesleyan ('93)
Record at WVU	..... 46-31 (7th)
Overall Record	..... 46-31 (7th)

### VIRGINIA TECH

2016 Record	..... 10-4, 6-2 ACC Coastal
Head Coach	..... Justin Fuente
Alma Mater/Year	..... Murray State ('99)
Record at Virginia Tech	..... 10-4 (2nd)
Overall Record	..... 36-27 (6th)



Justin CRAWFORD

Al-Rasheed BENTON

\* BIG 12 CONFERENCE GAME  
\* HOME COMING  
\* MOUNTAINEER WEEK

### NOTES TO REMEMBER

- ✓ The 2017 season marks West Virginia's 126th year of football/WVU is No. 14 all-time in college football number of wins
- ✓ WVU is 64-57-2 all-time in road openers/18-14-1 in all-time road season openers/3-3 under Holgorsen in road openers
- ✓ WVU has an eight-game non-conference regular season winning streak/4-1 non-conference road record in September under Holgorsen/6-5 all-time non-conference road record under Holgorsen
- ✓ WVU is 17-4 in September under Holgorsen/4-2 on the road in September under Holgorsen/183-76-5 all-time in the month of September/59-49 all-time on the road in September
- ✓ Since 1980, West Virginia is 50-59 in games played on natural grass/9-6 this decade/8-4 under Holgorsen
- ✓ WVU is 29-21 in stadiums that also house a professional football team/5-2 under Holgorsen/2-0 at FedExField, defeating JMU, 42-12, in 2012, and BYU, 35-32, in 2016
- ✓ WVU is 81-11 since 2002 when winning the turnover battle

- ✓ WVU is 150-173-6 all-time vs. current members of the Atlantic Coast Conference/2-4 under Holgorsen vs schools currently in the ACC
- ✓ Since 2000, WVU is 107-13 when scoring 30 or more points in a contest/55-4 when scoring 40 or more points in a game
- ✓ In the Dana Holgorsen era, WVU has produced 73 games with 300 or more yards of total offense, 55 games with 400 or more yards of total offense, 28 games with more than 500 yards and 15 with more than 600 yards
- ✓ In the Holgorsen era, WVU has scored 30 or more points in 50 games, 40 or more points in 26 games, 50 or more points in seven games and 60 or more points three times
- ✓ WVU is the only team in the Big 12 to finish better than its preseason prediction for the past three straight years
- ✓ Running back Justin Crawford returns as the Big 12's leading rusher from a year ago with 1,184 yards (7.3 yards per carry)
- ✓ Quarterback Will Grier was named the Big 12 Preseason Newcomer of the Year





Shelton GIBSON

Maurice FLEMING

### LAST TIME AT FEDEXFIELD: WEST VIRGINIA 35, BYU 32

LANDOVER, Md. (Sept. 24, 2016) - West Virginia and Brigham Young squared off in a neutral site game at the home of the Washington Redskins, and the Mountaineers came out a 35-32 winner at FedExField in Landover, Maryland.

The game did not disappoint in terms of excitement and big plays and came down to the final minute, as West Virginia turned in two big defensive plays in the fourth quarter to earn the victory.

With WVU leading, 35-32, Jeremy Tyler's interception with 4:15 left ended one Cougar threat. Iowa transfer Maurice Fleming's interception at the two-yard line in the final minute ended the last BYU chance and sealed the victory for the Mountaineers.

To get the game started, West Virginia used a 5:38 drive to march 88 yards on 13 plays for a 7-0 lead, when tailback Rushel Shell III rushed in from six-yards away. The big play in the drive was a 35-yard pass play from quarterback Skyler Howard to junior receiver Shelton Gibson.

BYU answered on its first possession with a 6:33 drive that lasted 12 plays and covered 78 yards. The Cougars tied the game on a 25-yard pass from Taysom Hill to Mitch Juergens.

Only 2:44 remained in the opening quarter and each team only had the ball once, as long sustained drives consumed much of the quarter.

The Cougars grabbed their only lead of the game with 14:17 left in the half with a Rhett Almond 22-yard field goal. A 56-yard run by tailback Jamaal Williams set up the score.

West Virginia regained the lead for good as Shell's second touchdown in the game came at the 9:50 mark of the first half, when he powered in from the two-yard line to end an 86-yard drive.

Leading 14-10, WVU cornerback Rasul Douglas made Hill pay for an errant pass, returning the interception 54 yards for West Virginia's third score of the game with 2:23 left before halftime.

Brigham Young quickly moved the ball 43 yards and ended the half on Almond's 25-yard field goal to put its deficit at 21-13 heading into the locker room.

Much like West Virginia started the game with a long scoring drive, Brigham Young did the same to start the second half. A 4:08 drive ended with a seven-yard touchdown run by Williams to tighten the game at, 21-19, early in the third.

However, there was no panic on the West

Virginia sideline, and after the defense forced a BYU fumble, the Mountaineers stretched their lead to 28-19 on Howard's five-yard scoring run with 2:28 left in the third quarter.

West Virginia's offense went back to work in the fourth quarter and turned in an impressive 99-yard drive highlighted by a 32-yard connection from Howard to Gibson. A nine-yard scoring reception by receiver Daikiel Shorts Jr. gave the Mountaineers what seemed to be a comfortable 35-19 lead with 11:20 left in the game.

But Brigham Young would not go away, which set up late game excitement on the neutral field.

Hill brought the Cougars back to within 10, 35-

25, at the 9:09 mark, as he engineered a 67-yard drive that ended with a three-yard touchdown run by Williams.

After a West Virginia punt, Hill again had the Cougars on the move with a nine-play, 72 yard drive that ended with an 18-yard touchdown pass to Moroni Laulu-Pututau.

Only 4:15 was left, but WVU could not run out the clock, giving the ball back to BYU. Tyler's interception ended one Cougar drive, but when the Mountaineers fumbled on the BYU four-yard line with 2:36 left, the Cougars had one last chance. Needing only a field goal to tie, BYU moved the ball to the West Virginia 28-yard line, but Fleming's interception of Hill ended BYU's final threat.

West Virginia got big numbers from Gibson with 144 yards receiving, while Howard finished with 332 yards passing. The defensive effort came up with three total interceptions of Hill and was paced by Kyzir White with nine tackles.

Williams was an outstanding rusher for the Cougars as he finished with 169 yards (128 in the first half) and two scores. Not only did Hill pass for 241 yards, but he turned in another 101 yards rushing to join Williams in leading the BYU offense. Fred Warner collected 14 tackles for the Cougar defense.

Final numbers showed West Virginia with 149 yards on the ground and 332 through the air to total 481 yards of total offense. Brigham Young finished with 280 yards rushing and 241 passing for 521 total yards.

The Mountaineers won the turnover battle by a 4-2 count. The big play extended scoring drives of 99, 88, 86 and 59 yards, along with a 54-yard interception return. All those factors added up to improve West Virginia's record to 3-0 on the season and 1-0 all-time vs. BYU.

## SCORING AND STATISTICAL SUMMARY

	1	2	3	4	Total
BYU	7	6	6	13	32
West Virginia	7	14	7	7	35

- 1st WVU - Rushel Shell 6 rush (Mike Molina kick)  
BYU - Mitch Juergens 25 pass from Taysom Hill (Rhett Almond kick)
- 2nd BYU - Almond 22 FG  
WVU - Shell 2 rush (Molina kick)  
WVU - Rasul Douglas 54 interception return (Molina kick)  
BYU - Almond 25 FG
- 3rd BYU - Jamaal Williams 7 rush (Hill pass failed)  
WVU - Skyler Howard 5 rush (Molina kick)
- 4th WVU - Daikiel Shorts Jr. 9 pass from Howard (Molina kick)  
BYU - Williams 3 rush (Juergens pass failed)  
BYU - Moroni Laulu-Pututau 18 pass from Hill (Almond kick)

	BYU	WVU
First Downs	27	26
Rushes/Yards	40/280	35/149
Passing Yardage	241	332
Passes	23/36/3	31/40/1
Punts	2/70/35.0	3/123/41.0
Fumbles/Lost	2/1	1/1
Return Yardage	141	175
Penalties/Yards	8/51	4/38
Time of Possession	30:44	29:16

WVU RUSHING: Crawford 9-86, Shell 11-35, Howard 11-27; WVU PASSING: Howard 31-40-1-332; WVU RECEIVING: Gibson 4-144, Durante 6-32, White 4-39; WVU TACKLES (TFL/QS): White 9 (1/0), Harper 8, Shuler 8; WVU INTERCEPTIONS: Douglas, Fleming, Tyler.

BYU RUSHING: Williams 24-169, Hill 13-101; BYU PASSING: Hill 23-35-3-241; BYU RECEIVING: Kurtz 6-78, Juergens 5-50, Pearson 4-55; BYU TACKLES (TFL/QS): Warner 15 (1/0), Nacua 6; BYU INTERCEPTIONS: Pau'u.

Attendance - 38,207



Steve SLATON

Eric WICKS

## THE LAST TIME AGAINST VT: VIRGINIA TECH 34, WEST VIRGINIA 17

**MORGANTOWN, W.Va. (Oct. 1, 2005)** - Third-ranked Virginia Tech took advantage of two costly WVU turnovers to defeat the Mountaineers 34-17 before a sellout crowd at Milan Puskar Stadium.

The Hokies also rode the strong performance of quarterback Marcus Vick who completed 15-of-17 passes for 177 yards and two touchdowns to go along with 74 yards rushing..

It was Vick who opened the scoring in the first quarter after the Hokies recovered a Mountaineer fumble at the WVU 24 yard line. It took Vick only five plays to light up the scoreboard with a 10-yard run and a 7-0 Virginia Tech lead.

Later in the quarter, Hokie kicker Brandon Pace connected on a 35-yard field goal to finish off a 50-yard drive and give Tech a 10-0 advantage.

West Virginia got on the board at the 11:20 mark of the second quarter when quarterback Pat White found tight end Michael Villagrana for a two-yard touchdown to cut the deficit to 10-7. Villagrana's catch was the first touchdown reception by a West Virginia tight end since the 2003 season.

But Vick and the VT offense responded with a 68-yard drive capped off by a nine-yard pass to tight end Jeff King to put the Hokies up again by 10 at 17-7.

Just two minutes later, West Virginia answered the call when White hit receiver Dorrell Jalloh for a streaking 46-yard TD with 5:42 left in the half.

After the WVU defense held the Hokies on downs, it seemed as if the Mountaineers had the momentum, but fumbled the ensuing Tech punt to set Vick and his offense up at the WVU 30 yard line. Just four plays later, Vick hit Eddie Royal for a 15-yard touchdown and VT led 24-14 at halftime.

The Hokies added a 41-yard field goal in the third quarter before West Virginia turned in an impressive 11-play, 76-yard drive that stalled at the Hokie four yard line. Pat McAfee converted on a 21-yard field goal to cut the deficit to 27-17, but the Hokies closed out the scoring at the 13:02 mark of the fourth quarter when Cedric Humes powered in from the four yard line for the 34-17 margin.

With Adam Bednarik on the sidelines after being injured earlier in the game, White was solid completing 9 of 11 passes and two scores. He also rushed for 44 yards but West Virginia's highlight in the ground game came from freshman Steve Slaton, who rushed for 90 yards on 11 carries for an 8.2 yards per carry average. Boo McLee, Eric

Wicks and Marc Magro led the defense with a combined 25 tackles.

To go along with Vick's strong day, Humes rushed for 79 yards, while Royal caught a game-high six passes for 71 yards. Linebacker Vince Hall led the Virginia Tech defense with 11 tackles followed by Xavier Adibi with 10.

West Virginia rushed for 150 yards and passed for 103 to total 253 yards of total offense. Virginia Tech's totals stood at 214 yards rushing and 177 passing for 391 yards of total offense. Tech dominated the time of possession battle by more than 14 minutes: WVU had only three offensive possessions in the second half.

## THE BLACK DIAMOND TROPHY

After a fierce border rivalry was played 42 times from 1912-1996, West Virginia and Virginia Tech began competing for another prize when they inaugurated the Black Diamond Trophy to commemorate the series.



The name "Black Diamond" refers to the region's history with the coal industry. The trophy is sponsored by Rish Equipment Company, which provides funding for athletic scholarships at Tech and WVU.

West Virginia will attempt to regain the trophy when the two teams meet again in 2017. West Virginia defeated Virginia Tech the first time the two schools competed for the trophy in 1997 and again in 2002 and 2003.

VT gained the trophy back in 2004 with a 19-13 win at home and held on to it after winning 34-17 in Morgantown in 2005, the last time the two teams met.

West Virginia leads the overall series, 28-22-1, while the Hokies have won six of nine games since the Black Diamond Trophy was initiated.

## SCORING AND STATISTICAL SUMMARY

	1	2	3	4	Total
Virginia Tech	10	14	3	7	34
West Virginia	0	14	3	0	17

1st	VT - Marcus Vick 10 rush (Brandon Pace kick)	
	VT - Pace 35 FG	
2nd	WVU - Michael Villagrana 2 pass from Pat White (Pat McAfee kick)	
	VT - Jeff King 9 pass from Vick (Pace kick)	
	WVU - Dorrell Jalloh 46 pass from White (McAfee kick)	
	VT - Eddie Royal 15 pass from Vick (Pace kick)	
3rd	VT - Pace 41 FG	
4th	WVU - McAfee 21 FG	
	VT - Cedric Humes 4 rush (Pace kick)	

	VT	WVU
First Downs	23	11
Rushes/Yards	53/214	34/150
Passing Yardage	177	103
Passes	15/17/0	11/14/0
Punts	3/107/35.7	5/213/42.6
Fumbles/Lost	2/0	3/2
Return Yardage	5	2
Penalties/Yards	2/10	7/55
Time of Possession	37:21	22:39

WVU RUSHING: Slaton 11-90, White 11-44; WVU PASSING: Bednarik 2-3-0-18, White 9-11-0-85; WVU RECEIVING: Reynaud 3-21, Jalloh 1-46; WVU TACKLES (TFL/QS): McLee 9 (2/1), Wicks 8 (1/1), Magro 8 (1/0); WVU Interceptions: Lorello

VT RUSHING: Humes 22-79, Vick 12-74; VT PASSING: Vick 15-17-0-177; VT RECEIVING: Royal 6-71, Clowney 3-47; VT TACKLES (TFL/QS): Hall 11 (1/0), Adibi 10 (1/1); VT INTERCEPTIONS: None

Attendance - 60,193



## GAME COVERAGE

TV.....ABC  
 Steve Levy (PBP), Brian Griese (analyst),  
 Todd McShay (sideline)  
 National Radio.....Sports USA  
 John Ahlers (PBP), Doug Plank (analyst),  
 Radio.....Tony Caridi (PBP), Dwight Wallace (analyst),  
 Jed Drenning (sideline),  
 Dan Zangrilli, Dale Wolfley (pre and postgame)  
 Satellite Radio Broadcast.....Sirius Ch 138, XM Ch 199  
 Live Statistics.....WVU.Statbroadcast.com  
 Twitter Updates.....@WVUFootball, @WVUsports

## NATIONAL RANKINGS

### ASSOCIATED PRESS // PRESEASON

School	Record	Points	Prev. Rank
1. Alabama (52)	0-0	1513	—
2. Ohio State (3)	0-0	1414	—
3. Florida State (4)	0-0	1396	—
4. USC (2)	0-0	1325	—
5. Clemson	0-0	1201	—
6. Penn State	0-0	1196	—
7. Oklahoma	0-0	1170	—
8. Washington	0-0	1150	—
9. Wisconsin	0-0	926	—
10. Oklahoma State	0-0	889	—
11. Michigan	0-0	881	—
12. Auburn	0-0	880	—
13. LSU	0-0	784	—
14. Stanford	0-0	695	—
15. Georgia	0-0	690	—
16. Louisville	0-0	629	—
17. Florida	0-0	624	—
18. Miami	0-0	492	—
19. South Florida	0-0	327	—
20. Kansas State	0-0	317	—
21. Virginia Tech	0-0	240	—
22. West Virginia	0-0	207	—
23. Texas	0-0	173	—
24. Washington State	0-0	133	—
25. Tennessee	0-0	114	—

ARV: TCU 98, Utah 85, Notre Dame 65, Boise State 37, NC State 26, Northwestern 25, Pitt 23, Oregon 21, Houston 19, Colorado 18, San Diego State 9, UCLA 9, BYU 5, Appalachian State 4, Nebraska 4, Tulsa 4, Kentucky 3, Texas A&M 3, Michigan State.

### USA TODAY COACHES POLL // PRESEASON

School	Record	Points	Prev. Rank
1. Alabama (49)	0-0	1603	—
2. Ohio State (5)	0-0	1512	—
3. Florida State (4)	0-0	1434	—
4. USC	0-0	1415	—
5. Clemson (7)	0-0	1367	—
6. Penn State	0-0	1257	—
7. Washington	0-0	1245	—
8. Oklahoma	0-0	1237	—
9. Michigan	0-0	959	—
10. Wisconsin	0-0	936	—
11. Oklahoma State	0-0	912	—
12. LSU	0-0	834	—
13. Auburn	0-0	819	—
14. Stanford	0-0	732	—
15. Georgia	0-0	701	—
16. Florida	0-0	681	—
17. Louisville	0-0	676	—
18. Miami	0-0	472	—
19. Kansas State	0-0	339	—
20. West Virginia	0-0	319	—
21. South Florida	0-0	247	—
22. Virginia Tech	0-0	235	—
23. Texas	0-0	193	—
24. Tennessee	0-0	155	—
25. Utah	0-0	109	—

ARV: Washington State 99, Colorado 72, TCU 58, Boise State 49, Notre Dame 49, Texas A&M 46, Pitt 45, NC State 39, Oregon 37, Northwestern 25, Nebraska 23, Arkansas 22, Memphis 22, Mississippi State 19, San Diego State 18, Appalachian State 11, BYU 10, Georgia Tech 10, Tulsa 10, Wyoming 9, Western Michigan 8, Temple 8, North Carolina 8, Houston 7, Minnesota 6, Troy 6, Iowa 5, Louisiana Tech 4, Syracuse 3, Arizona 2, UCLA, Colorado State, Maryland, Michigan State, Toledo, Army



KyzirWHITE

Ka'RaunWHITE

## STATISTICAL COMPARISONS (2016 STATISTICS)

West Virginia	WVU Opponents	VT Opponents
31.2	24.0	35.0
405	312	490
228.4	168.2	183.1
257.2	257.7	261.4
485.5	425.9	444.5
21.2	23.0	21.4
1.9	6.0	8.0
14-9.6	11-16.8	16-4.0
13-10	20-11	32-18
85-823	95-891	71-650
38.2	38.3	37.4
16-24	18-23	20-28
29:07	30:53	31:15
80-107 (43%)	83-206 (40%)	90-212 (42%)
8-16 (50%)	7-20 (35%)	9-16 (56%)
23-154	25-195	32-200
46-57 (81%)	42-50 (84%)	60-68 (88%)
33-57 (58%)	25-50 (50%)	42-68 (62%)

## SEASON OPENERS

- ✓ West Virginia holds an all-time record of 89-31-4 in season openers
- ✓ The Mountaineers are 18-14-1 when starting the season on the road and 5-1 under Holgorsen in season openers.
- ✓ In 2016, the Mountaineers defeated Missouri, 26-11, in the season opener, marking the 13th win in the past 15 season openers.

## THE 2017 MOUNTAINEER ROSTER

- ✓ The 2017 roster currently consists of 121 players from 20 different states.
- ✓ Leading the way is West Virginia (35), followed by Pennsylvania (20), Ohio (13), Florida (11), Maryland (6), New Jersey (6), Georgia (5), Texas (4), North Carolina (3), Alabama (2), Delaware (2), Illinois (2), Louisiana (2), Mississippi (2), Missouri (2), Virginia (2), California (1), Michigan (1), Oklahoma (1) and South Carolina (1)

## AGAINST THE ACC

- ✓ WVU is 150-173-6 all-time against current members of the Atlantic Coast Conference. WVU is 21-11-1 against Boston College, 1-1 vs. Clemson, 1-3 against Duke, 0-3 against Florida State, 1-2 vs. Georgia Tech, 10-3 against Louisville, 3-17 vs. Miami, 1-1 against North Carolina, 5-5 vs. NC State, 40-61-3 against Pitt, 27-32 vs. Syracuse, 10-12-1 against Virginia, 28-22-1 vs. Virginia Tech and 2-0 against Wake Forest.

## NON-CONFERENCE PLAY

- ✓ West Virginia faces three non-conference opponents in the 2017 season. The Mountaineers open on Sept. 3 with Virginia Tech in the battle for the Black Diamond Trophy at FedExField in Landover, Maryland, then face familiar opponent East Carolina for the home opener on Sept. 9, before playing FCS opponent Delaware State on Sept. 16.
- ✓ Under Dana Holgorsen, West Virginia is 18-5 in non-conference games, 14-0 at home, 2-1 on the road and 2-4 in neutral site games.

## AT HOME

- ✓ The 2017 season marks the 38th season of competition for West Virginia at Milan Puskar Stadium.
- ✓ WVU holds a 169-63-4 (.725) all-time mark at the facility, which opened in 1980.
- ✓ An average of 54,826 fans were in attendance at Milan Puskar Stadium in 2016.
- ✓ A total of 12,824,073 fans all time have watched a game at Mountaineer Field.

## ON GRASS

- ✓ Since 1980, West Virginia is 50-59 in games played on natural grass. The Mountaineers are 9-6 this decade and 8-4 under Holgorsen



ReeseDONAHUE

KyleBOSCH

### SEASON OPENERS UNDER HOLGORSSEN

**2016 | WEST VIRGINIA 26, Missouri 11 (Morgantown)** - The Mountaineers wasted little time in setting the tone for the game and sending the home folks away happy. Racking up 10 first-quarter points and the game's first 13 points, West Virginia grabbed the lead and never relinquished it.

At the 5:41 mark of the first quarter, redshirt junior Mike Molina kicked the first field goal of his career, a 19-yarder that started the scoring for the season, giving WVU a 3-0 lead. Before the end of the quarter, senior tailback Rushel Shell III finished off a nine-play 88-yard drive with a 23-yard run, giving WVU its first touchdown of 2016 and a 10-0 advantage.

In the second quarter, Molina added his second field goal, this time from 26 yards, to give West Virginia a 13-0 cushion. Missouri did strike before the half ended as Tucker McCann's 24-yard field goal finished off a nine-play, 68-yard drive and provided the Tigers their first points of the season.

Leading 13-3 at the half, West Virginia started the third quarter strong and essentially put the game away by outscoring the Tigers 10-0 in the quarter.

The opening possession of the third quarter saw the Mountaineers turn in an eight-play, 70-yard scoring drive, which was finished off by tailback Justin Crawford's first career touchdown from one-yard away.

Later in the quarter, Molina was good on his third field goal, as his 21-yarder ended a 67-yard drive and upped West Virginia's advantage to 23-3 heading into the fourth. Missouri outscored the Mountaineers in the fourth quarter by scoring eight points in the game's final two minutes, but it was far too little and too late.

WVU's Skyler Howard finished with 253 yards passing, while Crawford made the most of his debut with 101 yards rushing and one score, averaging 4.8 yards per carry. Shell added 90 yards rushing and one touchdown, giving the Mountaineers a strong one-two combination in the running game.

Receiver Daikiel Shorts turned in the first 100-yard receiving game of his career, and was Howard's favorite target with eight receptions for 131 yards with a long catch of 29 yards.

The Mountaineer defense received eight tackles each from Antonio Crawford and Justin Arndt to pace the unit.

Final numbers showed West Virginia with 241 yards rushing and 253 passing to total 494 yards of offense. Missouri turned in 180 yards on the ground to go along with 282 passing for 462 yards of offense.

**2015 | WEST VIRGINIA 44, Georgia Southern 0 (Morgantown)** - Led by its veteran defense, West Virginia opened the 2015 season with an impressive, 44-0, shutout of Georgia Southern and its option offense.

The Eagles did not complete a pass until late in the third quarter and were held to just two completions and 29 yards through the air. Leading the Mountaineer defensive performance was senior Karl Joseph with three interceptions and a forced fumble to go along with a game high eight tackles.

Finishing off a nine-play, 87-yard drive was quarterback Skyler Howard's 41-yard bomb to Jovon Durante, marking the freshman's first career catch as a touchdown.

While West Virginia chalked up 319 yards of total offense in the first half, the Eagles were held to just 89 total yards but still only trailed by two scores. That soon changed in the second half, as the WVU offense erupted for 28 points and the first half field goals turned in to second half touchdowns.

Joseph's second interception set up running back Rushel Shell's six-yard touchdown run at the 9:06 mark of the third.

Howard then threw his second touchdown pass in the game at the 4:19 mark, when he found Shelton Gibson for a 26-yard scoring strike and a 30-0 Mountaineer advantage.

Joseph's third interception in the quarter led to West Virginia's next score early in the fourth. Howard found receiver Daikiel Shorts for a 26-yard pass, setting up Wendell Smallwood's 19-yard scoring run on the very next play. The rushing score sealed an impressive 85-yard drive in just six plays, giving WVU a 37-0 lead.

The Mountaineers finished the game's scoring with 2:26 left, when backup quarterback William Crest Jr. marched the Mountaineers on a 10-play, 41-yard drive that ended with Crest's two-yard run.

### COACHING STAFF ASSIGNMENTS

✓ Here's a breakdown of the WVU coaching staff assignments for the 2017 season:

Tony Gibson: AHC/DC/LB (Field)  
 Jake Spavital: OC/QB (Field)  
 Doug Belk: CB (Press Box)  
 Tyron Carrier: WR (Field)  
 Matt Caponi: S (Field)  
 Tony Dews: RB (Field)  
 Mark Scott: LB/Special Teams (Press Box)  
 Bruce Tall: DL (Press Box)  
 Joe Wickline: OL (Field)

### THE SERIES VS. VIRGINIA TECH

*West Virginia Leads 28-22-1*

2005, home, Virginia Tech, 34-17  
 2004, away, Virginia Tech, 19-13  
**2003, home, West Virginia, 28-7**  
**2002, away, West Virginia, 21-18**  
 2001, home, Virginia Tech, 35-0  
 2000, away, Virginia Tech, 48-20  
 1999, home, Virginia Tech, 22-20  
 1998, away, Virginia Tech, 27-13  
**1997, home, West Virginia, 30-17**  
 1996, away, Virginia Tech, 31-14  
 1995, home, Virginia Tech, 27-0  
 1994, away, Virginia Tech, 34-6  
**1993, home, West Virginia, 14-13**  
**1992, away, West Virginia, 16-7**  
 1991, home, Virginia Tech, 20-14  
 1990, away, Virginia Tech, 26-21  
 1989, home, Virginia Tech, 12-10  
**1988, away, West Virginia, 22-10**  
**1987, home, West Virginia, 28-16**  
 1986, away, Virginia Tech, 13-7  
**1985, home, West Virginia, 24-9**  
**1984, away, West Virginia, 14-7**  
**1983, home, West Virginia, 13-0**  
**1982, away, West Virginia, 16-6**  
**1981, home, West Virginia, 27-6**  
 1980, away, Virginia Tech, 34-11  
**1979, home, West Virginia, 34-23**  
 1978, away, Virginia Tech, 16-3  
**1977, home, West Virginia, 20-14**  
 1976, away, Virginia Tech, 24-7  
**1975, home, West Virginia, 10-7**  
**1974, away, West Virginia, 22-21**  
**1973, home, West Virginia, 24-10**  
 1968, away, Virginia Tech, 27-12  
 1967, home, Virginia Tech, 20-7  
 1966, away, tie, 13-13  
**1965, home, West Virginia, 31-22**  
**1964, away, West Virginia, 23-10**  
 1963, home, Virginia Tech, 28-3  
**1962, at Richmond, Va. West Virginia, 14-0**  
**1961, home, West Virginia, 28-0**  
 1960, at Richmond, Va., Virginia Tech, 15-0  
 1959, home, Virginia Tech, 12-0  
**1958, at Richmond, Va., West Virginia, 21-20**  
**1957, home, West Virginia, 14-0**  
**1953, at Bluefield, W.Va., West Virginia, 12-7**  
**1952, home, West Virginia, 27-7**  
**1917, at Huntington, W.Va., West Virginia, 27-3**  
**1916, at Charleston, W.Va., West Virginia, 20-0**  
**1915, home, West Virginia, 19-0**  
 1912, away, Virginia Tech, 41-0

### AGAINST THE BIG 12 CONFERENCE

✓ WVU is 31-27 all-time against current members of the Big 12 Conference. WVU is 3-2 vs. Baylor; 4-1 against Iowa State; 5-1 against Kansas; 2-5 vs. Kansas State; 2-7 vs. Oklahoma; 4-4 vs. Oklahoma State; 4-2 vs. Texas; 3-3 vs. TCU and 4-2 vs. Texas Tech.



## WVU IN THE RANKINGS (2016 RANKINGS) ...

	NCAA	Big 12
Scoring Offense	50 (31.2)	4 (32.4)
Rushing Offense	25 (228.4)	2 (249.9)
Scoring Defense	35 (24.0)	1 (24.1)
Rushing Defense	60 (168.2)	2 (162.3)
Passing Offense	42 (257.2)	7 (248.3)
Total Offense	17 (485.5)	5 (498.2)
Passes Had Intercepted	64 (11)	7 (5)
Pass Defense	104 (257.7)	5 (258.3)
Total Defense	74 (425.9)	1 (420.7)
Kickoff Returns	57 (21.2)	5 (21.5)
Punt Returns	124 (1.9)	9 (1.0)
Net Punting	48 (38.2)	9 (37.5)
Passing Efficiency	31 (145.1)	4 (145.7)
Turnover Margin	38 (+0.3)	3 +0.6
Interceptions	35 (14)	T3 (10)
Pass Eff. Defense	46 (124.2)	2 (124.8)
First Downs	20 (31.4)	3 (223)
First Down Defense	93 (284)	1 (190)
Third Down Conv.	45 (42.8)	7 (40.9)
Opponent Third Down	72 (40.3)	3 (39.0)
Fourth Down Conv.	61 (50.0)	3 (58.3)
Opponent Fourth Down	17 (35.0)	1 (33.3)
Sacks By	89 (23)	T7 (20)
Sacks Against	52 (25)	3 (20)
Tackles for Loss	110 (61)	9 (61)
Tackles for Loss Allowed	63 (75)	6 (75)
Penalties	86 (85)	9 (60)
Possession Time	77 (29:07)	T6 (28:44)
Punt Return Defense	41 (6.0)	7 (5.3)
Kickoff Return Defense	103 (23.0)	10 (35.8)
Turnovers Gained	24 (25)	T1 (19)
Fumbles Gained	24 (11)	T2 (9)
Red Zone Offense	92 (80.7%)	8 (78.6%)
Red Zone Defense	59 (84.0%)	7 (88.6%)

### OVERTIME GAMES

- ✓ The 33-26 overtime loss to Oklahoma State in 2015 marked the 14th overtime game in West Virginia history. The Mountaineers own a 6-8 record in overtime games.
- ✓ West Virginia played its first overtime game against Pitt in 1997, dropping a three-overtime thriller, 41-38.

#### Overtime Games

Oct. 10, 2015	Oklahoma State 33, WVU 26, OT
Nov. 30, 2013	Iowa State 52, WVU 44, 3OT
Nov. 9, 2013	Texas 47, WVU 40, OT
Nov. 2, 2013	WVU 30, TCU 27, OT
Nov. 3, 2012	TCU 39, WVU 38 2OT
Oct. 29, 2010	UConn 16, WVU 13 OT
Sept. 10, 2010	WVU 24, Marshall 21 OT
Nov. 8, 2008	Cincinnati 26, WVU 23 OT
Sept. 18, 2008	Colorado 17, WVU 14 OT
Dec. 2, 2006	WVU 41, Rutgers 39, 3OT
Oct. 15, 2005	WVU 46, Louisville 44, 3OT
Sept. 18, 2004	WVU 19, Maryland 16 OT
Nov. 11, 2000	WVU 31, Rutgers 24, 2OT
Nov. 28, 1997	Pitt 41, WVU 38, 3OT

### WVU'S RECORD WHEN WEARING ... (SINCE 2001)

Blue Jersey - Gold Pants: 28-9
Blue Jersey - White Pants: 7-5
Blue Jersey - Blue Pants: 24-9
White Jersey - Gold Pants: 12-10
White Jersey - White Pants: 20-16
White Jersey - Blue Pants: 16-8
Gold Jersey - Blue Pants: 9-1
Gold Jersey - Gold Pants: 5-3
Gold Jersey - White Pants: 4-1
Gold Jersey - Gray Pants: 0-1
Gray Jersey - Gray Pants: 1-0



Adam SHULER II

Kennedy MCKOY

### SEASON OPENERS UNDER HOLGORSSEN (CONTINUED)

**2014 | No. 2 ALABAMA 33, West Virginia 23 (Atlanta, Ga.)** - West Virginia went into the Chick-fil-A Kickoff game against No. 2 Alabama as more than a 25-point underdog, but the Mountaineers held their own in a 33-23 win by the Crimson Tide.

WVU senior receiver Kevin White was spectacular on the national stage with nine catches for 143 yards and one touchdown. The totals were a career high for White and the second 100-yard receiving effort of his career.

West Virginia took an early 3-0 lead before Alabama answered with the next 10 points behind a 47-yard field goal from Adam Griffith and a 15-yard touchdown run by T.J. Yeldon for a 10-3 Tide advantage.

Trickett was sharp for most of the day and brought the Mountaineers back to tie the game at 10-10, when he hit White for a 19-yard scoring toss. The final 2:00 of the half was a flurry of action as Alabama regained the lead with 1:57 left, when Yeldon scored his second touchdown.

However, West Virginia answered right back with a 100-yard kickoff return from Mario Alford to knot the game again at 17-17. The only problem with Alford's score was that he left too much time on the clock (1:31), and Alabama capitalized, taking a 20-17 lead at the half behind a 41-yard field goal from Griffith.

Third quarter action saw the Tide add a Derrick Henry 19-yard touchdown run to open up a 10-point lead at 27-17. WVU answered with a 42-yard Lambert field goal to cut the deficit to seven, 27-20, with 4:59 left in the third. Alabama answered with the final score of the quarter coming at the 1:27 mark as Griffith converted from 27-yards away. Both teams traded field goals to finish the game.

Along with White's impressive numbers for West Virginia, Trickett was strong with 365 yards passing on 29 completions. Wendell Smallwood added 73 yards receiving and Jordan Thompson had five catches for 62 yards.

A trio of defenders led the Mountaineer defense behind Karl Joseph's 18 tackles, followed by 11 stops each from Worley and Nick Kwiatkoski.

**2013 | WEST VIRGINIA 24, William & Mary 17 (Morgantown)** - New faces made their mark on WVU football for the first time as the Mountaineers won their season and home opener by a 24-17 count over William & Mary.

Charles Sims led all rushers with 120 yards on 23 carries, including an 11-yard touchdown rush for the season's first score. Dreamius Smith added 40 yards rushing, while Wendell Smallwood scored the go-ahead touchdown on a two-yard rush in the fourth quarter.

Ronald Carswell showed his explosiveness with a 69-yard third quarter touchdown reception, and Daikiel Shorts and Devonte Mathis combined for 11 catches for 107 yards. Another pleasant surprise was the punting of Nick O'Toole, a redshirt sophomore, who flipped the field in WVU's favor on four of his five punts. He averaged 50.6 yards per punt with a long of 60 yards.

The Mountaineers took their opening drive 67 yards on eight plays for a 7-0 lead behind Sims' 11-yard touchdown rush. The rest of the first half belonged to William & Mary, tying the game at the 3:28 mark of the first quarter on a Darnell Laws one-yard touchdown reception.

William & Mary took the lead at the 8:56 mark of the second quarter, when quarterback Michael Graham rushed in from five-yards out for a 14-7 Tribe advantage. W&M upped its advantage to 17-7 at the half, when kicker John Carpenter added a 29-yard field goal with just 0:23 left.

The Mountaineers came up with two key scores in the third quarter to tie the game, before heading into the fourth. While the WVU offense fought back to erase a 10-point deficit, the defense came up big in the second half by blanking the Tribe on the scoreboard and holding them to just 108 total yards in the final two quarters of action.

West Virginia's defensive effort was led by Nick Kwiatkoski, Cook and Rowell, combining for 19 tackles.



Colton MCKIVITZ

Elijah BATTLE

### SEASON OPENERS UNDER HOLGORSSEN (CONTINUED)

**2012 | No. 11 WEST VIRGINIA 69, Marshall 34 (Morgantown)** - Quarterback Geno Smith started his senior season in spectacular fashion, hitting 32-of-36 passes for 323 yards and four TDs, while adding a 28-yard rushing score.

The Mountaineers started fast and never looked back, jumping out to a 13-0 lead in the first quarter on Smith's 32-yard touchdown toss to Stedman Bailey and Shawne Alston's three-yard rush."

Marshall cut the deficit to 13-7 at the 11:16 mark of the second quarter, when running back Travon Van scored from four-yards out to cap a 14-play, 98-yard drive for the Thundering Herd. However, the rest of the half belonged to West Virginia. The Mountaineers outscored the Herd 21-3 in the final 11 minutes of the first half to take a 34-10 lead into the locker room.

Aside from Smith's sparkling numbers, several Mountaineers posted impressive performances. Alston finished with 123 yards rushing and two scores, Buie totaled 80 yards on the ground and one score, Austin caught 10 passes for 53 yards to go along with a 70-yard run, and Bailey finished with nine catches for 104 yards. In his Mountaineer debut, Isaiah Bruce finished with 16 tackles and the fumble return for a score, while fellow linebacker Doug Rigg had one interception for a 46-yard return. Linebacker Terence Garvin also was strong with 12 tackles, one sack, two TFL and forced the fumble that Bruce returned for a TD.

Final statistics showed West Virginia with 331 yards rushing and 324 passing for 655 yards of total offense. Marshall totaled 132 yards on the ground and 413 in the air for 545 yards of total offense."

**2011 | No. 24 WEST VIRGINIA 34, Marshall 13 (Morgantown)** - In a bizarre evening in the Mountain State, Dana Holgorsen's debut as West Virginia's 33rd head football coach got off to a winning start with a 34-13 victory over Marshall.

With West Virginia leading 27-13 at the 4:59 mark of the third quarter, both teams had to leave the field and seating area as Milan Puskar Stadium was evacuated due to severe rain and lightning. After a three hour and three minute delay, the game resumed until the 14:36 mark of the fourth quarter, when lightning forced the teams off the field again. Both delays totaled four hours and 22 minutes, before it ended with WVU earning the win.

West Virginia was led by quarterback Geno Smith, who passed for 249 yards on 26 completions and two touchdowns. Stedman Bailey hauled in five catches for 76 yards, while Najee Goode led all tacklers with seven."

Statistics for the shortened contest showed West Virginia with 42 yards rushing and 249 passing for 291 yards of total offense. Marshall had 72 yards on the ground and 115 in the air for 187 yards of offense."

### NATIONAL POLLS

- ✓ West Virginia enters the 2017 season ranked No. 22 in the *Associated Press Poll* and No. 20 in the *Amway Coaches' Poll*.
- ✓ This currently marks the 12th straight week that WVU has been ranked in both polls, dating back to the Oct. 3 poll in 2016, when the Mountaineers entered the polls at No. 22 in the *AP Poll* and No. 20 in the *Coaches' Poll*.
- ✓ This marks the first time since 2012 when WVU entered the season in the national rankings and the 16th time in the school history.
- ✓ Since 2011, Dana Holgorsen's squads have been ranked during six of his seven years and have been among the Top 25 during 37 different weeks and in the Top 10 nine weeks.

### WVU'S PRESEASON NATIONAL RANKINGS

Year	AP	Coaches
2017	22	20
2012	11	11
2011	24	RV
2010	25	T24
2008	8	8
2007	3	6
2006	5	7
2004	10	11
1998	11	12
1995	23	27
1994	24	23
1990	25	--
1989	17	RV
1988	16	RV
1970	T20	--
1955	19	--
1953	17	--

### FIFTH-YEAR SENIORS

- ✓ There are 15 fifth-year seniors on the 2017 roster: Al-Rasheed Benton (LB), Kyle Bosch (OL), D.J. Carozza (DL), Shane Commodore (S), Hodari Christian II (LB), Marvin Gross Jr. (S), Jon Lewis (DL), Grant Lingafelter (OL), Alejandro Marengo III (WR), Nick Meadows (LS), Mike Molina (K), Xavier Pegues (DL), Elijah Wellman (FB), Ka'Raun White (WR) and Corey Winfield (CB).

### ALREADY GRADUATED

- ✓ Ten Mountaineers on the 2017 team already have earned their bachelor's degree: Al-Rasheed Benton (LB), Kyle Bosch (OL), Hodari Christian II (LB), Jonathan Lewis (DL), Grant Lingafelter (OL), Nick Meadows (LS), Mike Molina (K), Ricky Rogers (WR), Ka'Raun White (WR) and Corey Winfield (CB).

### MOST GRADUATES ON ROSTER (POWER 5 SCHOOLS)

1. Northwestern	18
2. TCU	12
Alabama	12
Oregon	12
5. Kansas State	11
Maryland	11
Virginia	11
8. Texas Tech	10
<b>West Virginia</b>	<b>10</b>
10. Iowa State	9
Pitt	9
Purdue	9
Rutgers	9

### WVU VS. 2017 SLATE

- ✓ West Virginia owns a 77-52-1 record against its 2017 opponents. The Mountaineers have winning records over Baylor, East Carolina, Iowa State, Kansas, Texas, Texas Tech and Virginia Tech and are even in their series with Oklahoma State and TCU.

### 2016 Opponent

2016 Opponent	Series Record
Baylor.....	3-2
Delaware State.....	First Meeting
East Carolina.....	18-3
Iowa State.....	4-1
Kansas.....	5-1
Kansas State.....	2-5
Oklahoma.....	2-7
Oklahoma State.....	4-4
TCU.....	3-3
Texas.....	4-2
Texas Tech.....	4-2
Virginia Tech.....	28-22-1

### 30 IS ENOUGH

- ✓ Dating back to 1980, the Mountaineers hold a 188-17-1 record when scoring 30 or more points in a game. During the 1990s, the Mountaineers were 42-4 when scoring 30 or more points in a contest and were 40-2-1 in the '80s when reaching that mark. WVU is 107-13 since 2000 when scoring 30 points or more in a contest.

### SCORING 40 OR MORE POINTS

- ✓ Under Dana Holgorsen, West Virginia is 21-4 when scoring 40 or more points. Since 2000, the Mountaineers are 54-4 when hitting the 40-point plateau, and WVU is 184-4 all-time when scoring at least 40 points in a game.

### AGAINST RANKED TEAMS

- ✓ Beginning with a 27-0 loss to Fordham on Oct. 18, 1941, West Virginia has played 148 games against nationally ranked teams. Of those, 41 have been Mountaineer victories.
- ✓ Since 2001, WVU has posted 19 victories over ranked teams.



### ON NETWORK TELEVISION

- ✓ The ABC telecast of the WVU-Virginia Tech game marks the 238th network television game for West Virginia.
- ✓ All-time WVU is 123-113-1 in nationally televised games.

### MOST TOTAL WINS OVER THE LAST 15 YEARS (2003-17)

Rk.	School	Wins
1.	Boise State	156
2.	Oklahoma	147
3.	LSU	142
4.	Ohio State	140
5.	Wisconsin	135
6.	Georgia	133
	TCU	133
8.	Clemson	133
	Oregon	132
10.	Virginia Tech	131
11.	Florida	128
	USC	128
13.	Utah	125
	Texas	125
15.	Alabama	124
16.	Auburn	123
	Florida State	123
<b>18.</b>	<b>West Virginia</b>	<b>122</b>
19.	Navy	120
20.	Louisville	119
21.	Nebraska	118

### BEST WINNING PERCENTAGE AWAY FROM HOME (ROAD OR NEUTRAL) OVER THE LAST 15 YEARS (2003-17)

Rk.	School	W-L	Winning %
1.	Ohio State	54-18	.750
2.	Boise State	68-24	.740
3.	Oklahoma	60-22	.732
4.	Georgia	57-25	.695
5.	Alabama	57-26	.687
6.	TCU	57-27	.679
7.	USC	56-27	.675
8.	LSU	49-24	.671
9.	Texas	54-27	.666
10.	Florida State	51-27	.654
11.	Oregon	54-29	.651
12.	Utah	56-31	.644
13.	Virginia Tech	56-32	.636
14.	Florida	47-29	.618
15.	Clemson	48-32	.600
16.	Louisville	50-34	.595
17.	Navy	50-35	.588
<b>18.</b>	<b>West Virginia</b>	<b>48-34</b>	<b>.585</b>
19.	Wisconsin	50-36	.581

### BEST HOME WINNING PERCENTAGE OVER THE LAST 15 YEARS (2003-17)

Rk.	School	W-L	Winning %
1.	Boise State	88-4	.957
2.	Oklahoma	78-7	.918
3.	Ohio State	86-12	.878
4.	Wisconsin	85-14	.859
5.	LSU	93-16	.853
6.	USC	72-13	.847
7.	TCU	76-17	.817
8.	Florida	75-18	.806
9.	Oregon	78-19	.804
10.	Clemson	83-21	.798
11.	Alabama	72-19	.791
12.	Utah	68-21	.764
<b>13.</b>	<b>West Virginia</b>	<b>74-23</b>	<b>.763</b>
14.	Georgia	76-26	.745
15.	Iowa	71-25	.740



Dravon ASKEW-HENRY

Will GRIER

### 2017 MOUNTAINEER PRESEASON HONORS

#### Dravon Askew-Henry

Fourth Team All-American (Phil Steele)  
 First Team All-Big 12 (Phil Steele)  
 First Team All-Big 12 (Street & Smith's)  
 Second Team All-Big 12 (Athlon Sports)  
 Chuck Bednarik Award Watch List  
 Bronko Nagurski Award Watch List  
 Jim Thorpe Award Watch List

#### Will Grier

Big 12 Newcomer of the Year (Media)  
 No. 2 Top Quarterback Transfer (Athlon Sports)  
 Top Transfer (Street & Smith's)  
 Maxwell Award Watch List

#### Billy Kinney

No. 25 rated punter (Phil Steele)

#### David Long

No. 30 rated linebacker (Phil Steele)  
 Fourth Team All-Big 12 (Phil Steele)

#### Mike Molina

First Team All-Big 12 (Lindy's)  
 First Team All-Big 12 (Street & Smith's)  
 Third Team All-Big 12 (Phil Steele)

#### Ka'Raun White

Third Team All-Big 12 (Phil Steele)  
 Third Team All-Big 12 (Athlon Sports)

#### Kyzir White

No. 17 rated strong safety (Phil Steele)  
 First Team All-Big 12 (Lindy's)  
 Second Team All-Big 12 (Phil Steele)  
 Third Team All-Big 12 (Athlon Sports)  
 No. 8 Top NFL Talent in the Big 12 (Lindy's)  
 Chuck Bednarik Award Watch List

#### Al-Rasheed Benton

No. 57 rated linebacker (Phil Steele)  
 Third Team All-Big 12 (Phil Steele)

#### Kyle Bosch

No. 15 rated offensive guard (Phil Steele)  
 First Team All-Big 12 (Athlon Sports)  
 Second Team All-Big 12 (Phil Steele)  
 Outland Trophy Award Watch List

#### Yodny Cajuste

Third Team All-Big 12 (Athlon Sports)

#### Justin Crawford

No. 21 rated running back (Phil Steele)  
 Most Elusive RB in the Big 12 (Street & Smith's)  
 No. 18 top running back (Lindy's)  
 First Team All-Big 12 (Media)  
 First Team All-Big 12 (Athlon Sports)  
 First Team All-Big 12 (Street & Smith's)  
 Second Team All-Big 12 (Lindy's)  
 Second Team All-Big 12 (Phil Steele)  
 Maxwell Award Watch List  
 Doak Walker Award Watch List

### 2016 HOME AND AWAY

	Att-Yds-Avg	Avg/Gm
<b>Rushing</b>		
Home (6-1)	324-1,798-5.5	256.9
Away (4-2)	250-1,171-4.7	195.2
<b>Passing</b>	<b>Comp-Att-Yds-TD-Int</b>	<b>Avg/Gm</b>
Home (6-1)	122-215-1,737-17-5	248.1
Away (4-2)	127-194-1,606-9-6	267.7
<b>Total Offense</b>	<b>Rush-Pass-Total</b>	<b>Avg/Gm</b>
Home (6-1)	1,798-1,737-3,535	505.0
Away (4-2)	1,171-1,606-2,777	462.8
<b>Rush Defense</b>	<b>Att-Yds-Avg</b>	<b>Avg/Gm</b>
Home (6-1)	301-1,299-4.3	185.6
Away (4-2)	216-888-4.1	148.0
<b>Pass Defense</b>	<b>Comp-Att-Yds-TD-Int</b>	<b>Avg/Gm</b>
Home (6-1)	112-228-1,520-9-8	217.1
Away (4-2)	159-250-1,830-12-6	305.0
<b>Total Defense</b>	<b>Rush-Pass-Total</b>	<b>Avg/Gm</b>
Home (6-1)	1,299-1,520-2,819	402.7
Away (4-2)	888-1,830-2,718	453.0



### SCORING 20 OR MORE IN A QUARTER

- ✓ West Virginia scored 21 points in the second quarter against Kansas, marking the second time in 2016 in which WVU scored at least 20 points in a quarter.
- ✓ WVU has scored 20 or more points in a quarter 52 times since 2001 and has done it in two quarters of a game eight different times.

Game	Year	Points	Quarter
Kansas	2016	21	2nd
Texas Tech	2016	21	4th
Kansas	2015	28	1st
Maryland	2015	21	1st
Texas A&M	2014	20	1st
Iowa State	2014	20	2nd
Towson	2014	21	2nd
Baylor	2013	21	4th
Georgia State	2013	21	4th
Kansas	2012	21	2nd
TCU	2012	21	2nd
Baylor	2012	21	3rd
Baylor	2012	21	2nd
James Madison	2012	21	1st
Marshall	2012	21	3rd
Marshall	2012	21	2nd
vs. Clemson	2011	35	2nd
Connecticut	2011	23	3rd
Bowling Green	2011	21	2nd
Norfolk State	2011	28	3rd
UNLV	2010	21	1st
Auburn	2009	21	1st
North Carolina	2008	21	1st
Louisville	2008	21	3rd
UConn	2008	21	3rd
UConn	2007	21	4th
UConn	2007	21	3rd
Miss. State	2007	28	1st
at Marshall	2007	21	3rd
at Marshall	2007	21	4th
W. Michigan	2007	21	3rd
vs. Ga. Tech	2006	21	3rd
Cincinnati	2006	21	2nd
Cincinnati	2006	21	3rd
Syracuse	2006	21	3rd
at Miss. State	2006	21	4th
Maryland	2006	21	1st
vs. Georgia	2005	21	1st
Pitt	2005	21	4th
UConn	2005	21	2nd
at Maryland	2005	24	4th
James Madison	2004	21	2nd
East Carolina	2004	28	2nd
Temple	2003	21	1st
at East Carolina	2003	20	2nd
at East Carolina	2003	21	3rd
at Temple	2002	21	1st
UT-Chattanooga	2002	21	2nd
UT-Chattanooga	2002	21	4th
Rutgers	2001	28	1st
Rutgers	2001	31	2nd
Kent State	2001	21	3rd



David SILLS V

Elijah WELLMAN

### WEST VIRGINIA OFFENSE

- ✓ West Virginia returns nine players on offense who have started at least one game. Kyle Bosch (OL) leads all Mountaineers returning on offense with 26 starts
- ✓ Other players with starting experience from 2016 are wide receiver Ka'Raun White (13), offensive lineman Colton McKivitz (10), tight end/fullback Elijah Wellman (9), offensive lineman Yodny Cajuste (7), running back Justin Crawford (4), wide receiver Gary Jennings (1) and wide receiver David Sills V (1) have also started games for WVU
- ✓ A total of 71 career starts return on offense, including 43 from offensive linemen, 15 from wide receivers, nine from the tight end/fullback position and four from running backs.
- ✓ The Mountaineers return 14 letterwinners on offense, while losing 10
- ✓ WVU's offensive roster includes 13 true freshmen, 12 redshirt freshmen, five sophomores, six redshirt sophomores, four juniors, six redshirt juniors, one senior and five redshirt seniors
- ✓ WVU's offense is averaging 36.6 points per game in season openers under coach Dana Holgorsen (5-1)
- ✓ In 2016, the Mountaineer offense ran 983 plays, the third most in school history. The school record for most plays in a season stands at 998 (2012)
- ✓ West Virginia ranked No. 17 nationally in total offense in 2016, averaging 485.5 yards per game
- ✓ WVU's 6,312 yards of total offense in 2016 ranked second in school history
- ✓ WVU has had at least 20 offensive first downs in 23 of 26 games the last two seasons, including 30 or more in three games
- ✓ WVU recorded more than 20 first downs in all 12 regular season contests in 2016
- ✓ Before the Miami game, WVU pushed its consecutive streak of 20+ first downs in a game to 14, its longest streak in the past 20 years
- ✓ All three returning running backs who saw action in 2016: Justin Crawford, Kennedy McKoy and Martell Pettaway, rushed for 100 yards in a game. Crawford led the team with five 100-yard performances
- ✓ Crawford rushed a team-high 163 times in 2016 while McKoy had 73 carries and Pettaway had 49 attempts

- ✓ The three returning running backs that saw action ran for a combined 1,916 yards. Crawford led the team with 1,184 yards
- ✓ The Mountaineer offense recorded 2,969 yards on the ground last season, ranking No. 25 nationally and placing No. 10 in WVU history
- ✓ WVU has ran for at least 150 yards in 22 of the last 26 games and 200 or more yards in 12 of its last 18 games
- ✓ In the Holgorsen era, WVU has rushed for 200 or more yards 27 times, 300 or more nine times and 400 or more twice
- ✓ WVU threw 26 passing touchdowns in 2016, tied for fourth most in school history

### 300 or More Yards Passing (Last 10 years)

656	Baylor (2012)	70-63/W
532	Arizona State (2015)	43-42/W
511	Maryland (2014)	40-37/W
469	Connecticut (2011)	43-16/W
463	LSU (2011)	21-47/L
448	James Madison (2012)	42-12/W
431	Norfolk State (2011)	55-12/W
410	Louisville (2011)	35-28/L
407	Kansas (2012)	59-10/W
407	Clemson (2011)	70-33/W
401	Oklahoma State (2012)	55-34/L
389	Youngstown State (2016)	38-21/W
388	at Maryland (2011)	37-31/W
376	Oklahoma (2014)	45-33/L
372	at Cincinnati (2011)	24-21/W
365	vs. Alabama (2014)	33-23/L
359	Georgia Southern (2015)	44-0/W
	Georgia State (2013)	41-7/W
355	Towson (2014)	54-0/W
356	Iowa State (2013)	44-52/L
352	Rutgers (2010)	35-10/W
346	Texas A&M (2014)	45-37/L
338	Maryland (2012)	31-21/W
338	at Syracuse (2011)	49-23/L
334	East Carolina (2009)	35-20/W
332	vs. BYU (2016)	35-32/W
332	North Carolina (2008)	31-30/W
324	Marshall (2012)	69-34/W
322	Baylor (2014)	41-27/W
320	Oklahoma State (2013)	30-21/W
320	Oklahoma (2012)	50-49/L
318	Texas Tech (2016)	48-17/W
316	Marshall (2010)	24-21/W (OT)
314	Iowa State (2016)	49-19/W
313	Liberty (2015)	41-17/W
310	Kansas State (2012)	26-20/L
302	Kansas (2014)	33-14/W
302	Auburn (2009)	30-41/L
301	Texas Tech (2014)	37-34/W

Bold = Holgorsen Era



Gary JENNINGS Jr.

Grant LINGAFELTER

### WEST VIRGINIA OFFENSE

- ✓ West Virginia has had 400 or more yards in 20 of the last 25 games and has had 450 or more yards of total offense in nine of the past 15
- ✓ In the Holgorsen era, WVU has thrown for 300 or more yards 34 times, 400 or more 11 times and 500 or more three times
- ✓ Five receivers saw game action in 2016. Ka’Raun White tied a team-high in touchdowns last season and led all returners in receptions, yards and touchdowns
- ✓ WVU has had at least one receiver with more than 100 yards receiving in 10 of the past 16 games, dating back to Iowa State in 2015
- ✓ Six offensive linemen return with game experience from the 2016 season
- ✓ Kyle Bosch saw action on 952 offensive plays in 2016, while Colton McKivitz played 971 snaps

- ✓ Top games for total first downs in school history
  1. 37 - Maryland (2015)
  2. 36 - Washington & Lee (1923)
  3. 35 - Syracuse (1993)
  4. 34 - Colorado State (1980)
  5. 33 - Maryland (2014)
  - 33 - Towson (2014)
  - 33 - Baylor (2014)
  - 33 - Baylor (2012)
- ✓ Top games for amount of plays (Holgorsen Era)
  1. 108 - Maryland (2014)
  2. 98 - Oklahoma State (2015)
  3. 96 - Maryland (2015)
  - 96 - Towson (2014)
  5. 94 - Texas Tech (2014)
  6. 91 - Texas Tech (2012)
  - 91 - Oklahoma State (2012)

### WEST VIRGINIA DEFENSE

- ✓ WVU’s defensive roster includes 17 true freshmen, 12 redshirt freshmen, four sophomores, eight redshirt sophomores, four juniors, four redshirt juniors, four seniors and eight redshirt seniors
- ✓ West Virginia returns eight players on defense who started at least one game in their career – Dravon Askew-Henry, Toyous Avery, Elijah Battle, Al-Rasheed Benton, Marvin Gross Jr., David Long Jr., Adam Shuler II and Kyzir White
- ✓ WVU returns 68 career starts on defense in 2017, including one from defensive linemen, 24 from the linebackers and 43 in the secondary
- ✓ WVU returns 16 letterwinners on defense and lost 12
- ✓ WVU had a total of 28 players see game action on defense in 2016, including seven defensive linemen, eight linebackers, seven safeties and six cornerbacks
- ✓ WVU forced 25 turnovers in 2016, ranking 24th nationally
- ✓ WVU’s 14 interceptions in 2016 ranked 35th in the nation
- ✓ WVU’s 11 fumble recoveries were good for 24th best in the country
- ✓ In 2016, WVU allowed just 14 rushing TDs, tied for 18th-best in the country
- ✓ WVU ranked second in the Big 12 in scoring defense, pass defense efficiency and interceptions in 2016, as well as third in the conference in total defense, rushing defense and turnover margin

- ✓ West Virginia ranked 17th nationally and first in the Big 12 in fourth-down conversion percentage defense
- ✓ WVU’s ranked No. 1 in the Big 12 in scoring defense in conference games, total defense in conference games, opponent first downs in conference games and opponent fourth-down conversions in conference games
- ✓ WVU has not allowed an opponent to complete more than 50 percent of its third-down attempts over a four-quarter span in 34 of the past 36 games, including 11 of 13 games in 2016
- ✓ Over the last two seasons, WVU has held its opponents to less than 35 percent on third down 26 times and less than 30 percent 15 times
- ✓ WVU kept opponents out of the end zone in 26 of 52 quarters, including 18 of 36 in the Big 12 in 2016, good for 50 percent of the time
- ✓ WVU allowed fewer than 100 rushing yards to opponents three times in 2016, as well as under 150 rushing yards four times and under 200 rushing yards 10 times
- ✓ WVU ranked 35th in the nation in allowing rushing plays of 10 or more yards, 25th in the nation in allowed rushing plays of 20 or more yards and tied for seventh in the nation in allowed rushing plays of 30 or more yards
- ✓ Since 2014, WVU has held opponents to under 100 yards rushing 11 times, under 150 rushing yards 16 times and under 200 rushing yards 27 times

### PRONUNCIATION GUIDE

#### LAST NAMES

- Behrndt (Chase) .....like parent
- Bezjak (Matt)..... Beez-jack
- Bonamico (Dante)..... Bonn-uh-ME-coh
- Buccigossi (Jacob)..... Bootch-i-grose-E
- Bueltel (Jack) ..... Boo-tell
- Cajuste (Yodny) ..... ka-JUST
- Carozza (D.J.)..... kuh-rose-uh
- Chugunov (Chris)..... chug-uh-nov
- Gross (Marvin) ..... Grose
- Kamara (Osman) ..... Kuh-marr-uh
- Lingafelter (Grant)..... Ling-uh-felter
- Lusane (Rashon) ..... Lou-sane
- Mahone (Sean) ..... muh-hone
- Marenco (Alejandro) ..... Muh-rank-O
- McDougle (Lamonte) ..... Mc-dooog-ole
- Pegues (Xavier) ..... pah-Geese
- Roberson (Reggie) ..... Robe-er-son
- Sandwich (Zach) ..... sandwich
- Sunahara (Rex) ..... Sun-uh-harr-a
- Thimons (Logan)..... Timmons

#### FIRST NAMES

- Alejandro (Marenco) .....All-uh-handro
- Deamonte (Lindsay) ..... Dee-a-monty
- Derrek (Pitts)..... duh-reek
- Dravon (Askew-Henry) .....Dray-vaughn
- Exree (Loe) ..... X-REE
- Hodari (Christian)..... huh-Darr-E
- Jaleel (Fields) ..... jah-leel
- Jacquez (Adams)..... Jock-ez
- Jawaun (McMillan)..... juh-wahn
- Ka’Raun (White) ..... kuh-ron
- Kyzir (White) ..... KI-zeer
- Quondarius (Qualls)..... Qwon-dare-E-us
- Rashon (Lusane) ..... ruh-shawn
- Tevin (Bush)..... tevv-in
- Toyous (Avery)..... Toy-es
- Trevon (Wesco) ..... Trev-on
- Xavier (Pegues) ..... X-zay-vee-err
- Xavier (Preston)..... X-zay-vee-err

#### Online Pronunciation Guide

- ✓ A pronunciation guide provided by TheNameEngine.com also can be found at WVUsports.com on the football roster page. To hear a pronunciation of these names, click on the ear icon beside the name and a correct pronunciation will be provided.

### NCAA ALL-TIME LEADERS BY VICTORIES

Team	Years	Games	Record	Pct.
1. Michigan	138	1,305	935-334-36	.730
2. Notre Dame	129	1,259	896-321-42	.728
3. Texas	125	1,284	891-360-33	.707
4. Nebraska	128	1,301	889-372-40	.699
5. Ohio State	128	1,261	886-322-53	.724
6. Alabama	123	1,248	878-327-43	.721
7. Oklahoma	123	1,246	872-321-53	.721
8. Penn State	131	1,293	867-385-41	.686
9. Tennessee	121	1,257	829-375-53	.681
10. USC	124	1,213	823-336-54	.701
11. Georgia	124	1,267	795-418-54	.649
12. LSU	124	1,233	778-408-47	.650
13. Auburn	125	1,227	749-432-47	.629
14. West Virginia	125	1,267	735-487-45	.598
15. Virginia Tech	124	1,236	728-462-46	.608
16. Texas A&M	123	1,244	725-471-48	.602
17. Georgia Tech	125	1,256	723-490-43	.593
18. Clemson	122	1,219	717-457-45	.607
19. Washington	128	1,207	715-442-50	.613
20. Pitt	128	1,274	712-520-42	.575



David LONG Jr.

Mountaineer DEFENSE

## WEST VIRGINIA DEFENSE

- ✓ WVU tallied at least four tackles for loss in nine of 13 games in 2016, including three games of eight or more
- ✓ WVU recorded a sack in 10 of 13 games in 2016 and had at least three sacks in five games
- ✓ WVU forced a turnover in 11 of 13 games in 2016, including six games with multiple turnovers
- ✓ Since 2014, WVU's defense has forced a turnover in 30 of 39 games
- ✓ WVU held opponents to under 300 yards passing in 10 of 13 games in 2016; it held three opponents to under 200 yards passing
- ✓ WVU has held its opponents to less than 300 yards passing 27 times in the past 39 games, including 15 of the last 19
- ✓ WVU accumulated 65 passes defended in 2016, which tied for 24th-best in the country
- ✓ WVU has held Big 12 opponents to fewer than 25 points in 11 of the past 13 games
- ✓ Under defensive coordinator Tony Gibson, WVU is 15-0 when holding opponents to 20 points or less and 19-1 when opponents score less than 25 points
- ✓ In 2016, WVU's defense tied for 15th in the nation in opponents' touchdown percentage in the red zone
- ✓ WVU returns five of its 11 players that tallied a forced fumble in 2016, including team leaders Kyzir White and Marvin Gross Jr. (two each)
- ✓ Al-Rasheed Benton is WVU's leading returning tackler entering the season after registering 80 total tackles (43 solo), a tackle for loss, an interception, three quarterback hurries and a fumble recovery in 2016
- ✓ Kyzir White is the WVU's leader in returning tackles for loss after posting seven in 2016, including three sacks
- ✓ WVU returns two players who recorded an interception last season – Al-Rasheed Benton and Marvin Gross Jr.

## SPECIAL TEAMS/DEFENSIVE TOUCHDOWNS SINCE 2000

- 2016**  
Rasul Douglas 54 interception return vs. BYU
- 2015**  
Terrell Chestnut 32 interception return at Kansas  
Jared Barber 42 fumble return vs. Texas  
Shelton Gibson 100 kickoff return at Baylor
- 2014**  
KJ Dillon 35 interception return vs. Texas A&M  
Terrell Chestnut 35 fumble recovery vs. TCU  
Dravon Henry 52 interception return at Oklahoma State  
Mario Alford 94 kickoff return vs. Kansas  
Mario Alford 100 kickoff return vs. Alabama
- 2013**  
Karl Joseph 38 fumble return vs. Iowa State  
Karl Joseph 0 fumble return at Baylor  
Darwin Cook 32 interception return at Baylor  
Ishmael Banks 58 interception return vs. Oklahoma State
- 2012**  
Tavon Austin 76 punt return vs. TCU  
Tavon Austin 100 kickoff return vs. Kansas State
- Doug Rigg 51 fumble return vs. Maryland  
Isaiah Bruce 43 fumble return vs. Marshall
- 2011**  
Darwin Cook 99 fumble return vs. Clemson  
Pat Miller 52 interception return at USF  
Tavon Austin 90 kickoff return at USF  
Julian Miller 0 fumble recovery at Cincinnati  
Terence Garvin 37 interception return at Maryland  
Tavon Austin 100 kickoff return vs. Marshall
- 2009**  
Sidney Glover 24 interception return at Rutgers  
Tavon Austin 98 kickoff return vs. UConn
- 2008**  
Morty Ivy 29 interception return vs. Villanova
- 2007**  
Reed Williams 0 fumble recovery vs. UConn  
Eric Wicks 44 fumble return vs. Louisville  
Keilen Dykes 19 interception return vs. Syracuse
- 2006**  
Vaughn Rivers 50 punt return vs. Mississippi State  
Darius Reynaud 96 kickoff return vs. Maryland

### 2005

Jamille Addae 40 interception return vs. Pitt  
Thandi Smith 1 punt return vs. Rutgers  
Antonio Lewis 77 punt return vs. East Carolina  
Eric Wicks 31 interception return vs. Syracuse

### 2004

Mike Lorello 21 interception return vs. Connecticut  
Eric Wicks 34 interception return vs. Virginia Tech  
Adam Lehnortt 21 fumble return vs. James Madison  
Adam Jones 76 punt return vs. East Carolina

### 2003

Lance Frazier 64 punt return vs. Temple  
Adam Jones 47 fumble return vs. Temple  
Adam Jones 49 interception return vs. Boston College  
Adam Jones 87 kickoff return vs. Boston College  
Joe Hunter 0 punt return vs. UCF

### 2002

Arthur Harrison 0 fumble recovery vs. East Carolina  
Angel Estrada 43 interception return vs. Rutgers

### 2001

Shawn Terry 100 kickoff return vs. Maryland  
Shawn Hackett 10 fumble return vs. Rutgers  
Shawn Hackett 50 interception return vs. Rutgers

### 2000

Grant Wiley 22 interception return vs. Boston College  
Shawn Hackett 41 interception return vs. Boston College  
Grant Wiley 15 interception return vs. Idaho  
Ben Meighan 36 fumble return vs. Virginia Tech  
Shawn Terry 100 kickoff return vs. Syracuse  
Bryant 49 interception return vs. Rutgers  
Jason Davis 0 fumble return vs. East Carolina  
Shawn Terry 89 kickoff return vs. Pitt  
Lance Frazier 32 interception return vs. Pitt  
Shawn Terry 99 kickoff return vs. Ole Miss

## WEST VIRGINIA SPECIAL TEAMS

- ✓ Kicker Mike Molina, long snapper Nick Meadows and punter/holder Billy Kinney return to lead the Mountaineer special teams in 2017
- ✓ The trio are all from West Virginia as Meadows is a Williamstown native, Molina hails from Hurricane and Kinney is from Morgantown.
- ✓ Molina finished 15-of-22 in field goals in 2016 with a long of 50 yards
- ✓ Molina hit a career-high four field goals against Missouri in 2016
- ✓ Molina ranked No. 73 nationally and led the team in scoring with 96 points
- ✓ Kinney ranked No. 48 nationally and No. 4 in the Big 12, averaging 41.7 yards per punt
- ✓ Kinney also placed 17 punts inside the 20 and had seven punts of 50 yards or more in 2016
- ✓ WVU's leading punt returner in 2016, Gary Jennings, also returns in 2017
- ✓ Jennings ranked No. 4 in the Big 12 in punt returns, averaging 1.9 yards
- ✓ West Virginia's leading special team's defensive player in 2016, Marvin Gross Jr., also returns for WVU
- ✓ Gross recorded 10 tackles and forced a fumble on special teams to lead the Mountaineers.



### WEST VIRGINIA TOP OFFENSIVE PERFORMANCES

#### MOUNTAINEER TOP RUSHING MARKS

1. 569	Washington & Lee	November 10, 1923
2. 536	East Carolina	September 28, 2002
3. 517	Connecticut	November 24, 2007
4. 478	East Carolina	September 4, 2004
5. 457	Syracuse	October 14, 2006
6. 458	Oklahoma	November 17, 2012
7. 451	Pitt	November 24, 2005
8. 446	Syracuse	October 30, 1993
8. 446	Rutgers	November 3, 2001
10. 437	Pitt	November 16, 2006
11. 427	Cincinnati	October 17, 1987
12. 426	Kansas	November 21, 2015
13. 397	East Carolina	September 22, 2007
14. 394	Eastern Washington	September 9, 2006
15. 382	Georgia	January 2, 2006
16. 379	Washington & Lee	November 10, 1923
16. 379	East Carolina	November 7, 1992
18. 378	Pitt	September 29, 1990
19. 376	West Virginia Wesleyan	October 1, 1938
376	Louisville	November 22, 2008

#### MOUNTAINEER TOP PASSING MARKS

1. 656	Baylor	September 29, 2012
2. 532	Arizona State	January 2, 2016
3. 511	Maryland	September 13, 2014
4. 469	UConn	October 8, 2011
5. 463	LSU	September 24, 2011
6. 452	Missouri	December 26, 1998
7. 448	James Madison	September 15, 2012
8. 431	Norfolk State	September 10, 2011
9. 416	Pitt	September 28, 1968
10. 410	Louisville	November 5, 2011

12. 409	Pitt	November 27, 1998
13. 407	Kansas	December 1, 2012
407	Clemson	January 4, 2012
15. 401	Oklahoma State	November 10, 2012
16. 396	Pitt	October 15, 1994
17..390	Purdue	September 2, 1995
18. 389	Youngstown State	September 10, 2016
19. 388	Maryland	September 17, 2011
20. 380	Miami	October 24, 1998
21. 376	Oklahoma	September 20, 2014
22. 372	Cincinnati	November 12, 2011
23. 371	Rutgers	November 9, 1996
24. 365	Boston College	October 5, 1996
365	Alabama	August 31, 2014

#### MOUNTAINEER TOP TOTAL OFFENSE

1. 807	Baylor	September 29, 2012
2. 778	Oklahoma	November 17, 2012
3. 694	Maryland	September 13, 2014
4. 676	Arizona State	January 2, 2016
5. 674	Washington & Lee	November 10, 1923
6. 655	Marshall	September 1, 2012
7. 654	Syracuse	October 30, 1993
8. 650	Texas Tech	October 15, 2016
9. 647	Kansas	December 1, 2012
10. 643	Bowling Green	October 1, 2011
11. 641	Pitt	October 2, 1965
641	Pitt	November 16, 2006
13. 630	Kansas	November 21, 2015
14. 627	Rutgers	November 3, 2001
15. 624	Youngstown State	September 10, 2016
624	Connecticut	November 24, 2007
17. 623	Pitt	November 27, 1999
18. 621	East Carolina	September 4, 2004

#### WEST VIRGINIA BESTS

Rushing Yards	.....569 vs. Washington & Lee	1923
Passing Yards	.....656 vs. Baylor	2012
Total Yards	.....807 vs. Baylor	2012
Total First Downs	.....37 vs. Maryland	2015
Low Rushing Yards All.	.....-30 vs. Florida	1981
Low Passing Yards All.	.....0 vs. Pitt	1981
Low Total Yards Allowed	.....-14 vs. Maryland	1919
Fewest First Downs All.	.....0 vs. Maryland	1919
Longest TD run	.....96 vs. N. Illinois	1986
Longest Non-TD Run	.....79 vs. Louisville	2008
Longest TD Reception	.....96 vs. Penn State	1973
Longest Non-TD Reception	.....84 vs. Miami	2003
Points (Game)	.....92 vs. Marshall	1916
Victory Margin	.....89 vs. Geneva	1951

#### WEST VIRGINIA BESTS - 2010 DECADE

Rushing Yards	.....458 vs. Oklahoma	'12
Passing Yards	.....659 vs. Baylor	'12
Total Yards	.....807 vs. Baylor	'12
Total First Downs	.....37 vs. Maryland	'15
First Downs Rushing	.....19 vs. Cincinnati	'10
First Downs Passing	.....23 vs. LSU	'11
Low Rushing Yards All.	.....-10 vs. Maryland	'10
Low Passing Yards All.	.....29 vs. Ga. Southern	'14
Low Total Yards Allowed	.....122 vs. Towson	'14
Fewest First Downs All.	.....7 vs. Towson	'14
Fewest 1st Downs Rushing All.	.....0 vs. Kansas St.	'14
Fewest 1st Downs Passing All.	.....2 vs. KU'13,GSU	'15
Longest TD run	.....80 vs. Rutgers	'11
Longest Non-TD Run	.....70 vs. Marshall	'12
Longest TD Reception	.....87 vs. Baylor	'12
Longest Non-TD Reception	.....75 vs. Okla. St.	'12
Points (Game)	.....70 vs. Clemson '11, Baylor	'12
Points (Half)	.....49 vs. Clemson '11 (First Half)	
Points (Qtr)	.....35 vs. Clemson '11 (Second)	
Victory Margin	.....54 vs. Towson	'14

#### WEST VIRGINIA BESTS - HOLSORSER ERA

Rushing Yards	.....458 vs. Oklahoma	'12
Passing Yards	.....656 vs. Baylor	'12
Total Yards	.....807 vs. Baylor	'12
Total First Downs	.....37 vs. Maryland	'15
First Downs Rushing	.....18 vs. Kansas	'15
First Downs Passing	.....23 vs. LSU	'11
Low Rushing Allowed	.....1 vs. Kansas State	'14
Low Passing Yards Allowed	.....29 vs. Ga. Southern	'15
Low Total Yards Allowed	.....122 vs. Towson	'14
Fewest 1st Downs Allowed	.....7 vs. Towson	'14
Fewest 1st Downs Rushing All	.....0 vs. Kansas St.	'14
Fewest 1st Downs Passing All	.....2 vs. KU'13,GSU	'15
Longest TD run	.....80 vs. Rutgers	'11
Longest Non-TD Run	.....70 vs. Marshall	'12
Longest TD Reception	.....87 vs. Baylor	'12
Longest Non-TD Reception	.....75 vs. Okla. St.	'12
Points (Game)	.....70 vs. Clemson '11, Baylor	'12
Points (Half)	.....49 (First Half) vs. Clemson	'11
Points (Qtr)	.....35 (Second) vs. Clemson	'11
Victory Margin	.....54 vs. Towson	'14

## WEEKLY MEDIA PLANNER (MONDAY, AUG. 28 - SUNDAY, SEPT. 3)

### MON (28)

Big 12 football conference call - 11:40 a.m. - 11:50 a.m.

### TUE (29)

Dana Holsorsen Media Conference - 12 p.m. (Team Room)

FB Player/Assistant Coach Interviews Puskar Team Room 12:30 p.m.

### WED (30)

Dana Holsorsen Statewide Radio Show 7 p.m. (Kegler's)

### FRI (1)

MSOC vs. Wright State 7 p.m.

XC at Lehigh Invitational, 6:15 p.m.

VB at Diet Coke Classic, Minneapolis, Minn. vs. Minnesota, 8 p.m.

### SAT (2)

WSOC vs. Penn State, 7 p.m.

VB at Diet Coke Classic, Minneapolis, Minn. vs. Tennessee, 12 p.m. vs. UTSA, 4:30 p.m.

### SUN (3)

FB vs. Virginia Tech FedExField 7:30 p.m., ABC

## WEST VIRGINIA DEPTH CHART

### CAREER GAMES PLAYED/STARTS

	GP/GS	2017	2016	2015	2014
Al-Rasheed Benton, r-Sr., LB	39/14	0/0	13/13	13/1	13/0
Elijah Wellman, r-Sr., RB/FS	38/9	0/0	13/4	13/5	12/0
*Marvin Gross, r-Sr., LB/S	37/1	0/0	13/1	13/0	0/0
Xavier Preston, Sr., LB	32/0	0/0	10/0	13/0	9/0
Dravon Askew-Henry, r-Sr., S	26/26	0/0	--	13/13	13/13
Jon Lewis, r-Sr., DL	27/0	0/0	13/0	6/0	8/0
#Kyle Bosch, r-Sr., OL	32/29	0/0	13/13	13/13	--
Gary Jennings, Jr., WR	26/1	0/0	13/1	13/0	--
Grant Lingafelter, r-Sr., OL	22/0	0/0	8/0	9/0	5/0
William Crest, r-Jr., QB/WR	21/0	0/0	9/0	11/0	1/0
Ka'Rau White, r-Sr., WR	20/13	0/0	11/11	9/2	--
Shane Commodore, r-Sr., S	19/0	0/0	13/0	6/0	--
Hodari Christian, r-Sr., LB	18/0	0/0	9/0	7/0	2/0
Mike Molina, r-Sr., K	18/0	0/0	13/0	3/0	2/0
Nick Meadows, r-Sr., LS	16/0	0/0	13/0	2/0	1/0
Justin Crawford, Sr., RB	13/4	0/0	13/4	--	--
Billy Kinney, r-Jr., P	13/0	0/0	13/0	--	--
David Long, r-So., LB	13/10	0/0	13/10	--	--
Colton McKivitz, r-So., OL	13/10	0/0	13/10	--	--
Kennedy McKoy, So., RB	13/2	0/0	13/2	--	--
Adam Shuler, r-So., DL	13/1	0/0	13/1	--	--
Kyzir White, Sr., S	12/12	0/0	12/12	--	--
Reese Donahue, So., DL	12/0	0/0	12/0	--	--
Jovanni Stewart, So., S	12/0	0/0	12/0	--	--
Toyous Avery, r-Jr., S	11/1	0/0	11/1	--	--
Elijah Battle, Sr., CB	11/3	0/0	11/3	--	--
Marcus Simms, So., WR	10/0	0/0	10/0	--	--
Trevon Wesco, r-Jr., TE/FS	10/0	0/0	10/0	--	--
Yodny Cajuste, r-Jr., OL	8/7	0/0	1/1	7/6	--
David Sills, Jr., WR	8/1	0/0	--	8/1	--
Adam Hensley, So., LB	7/0	0/0	7/0	--	--
Deamonte Lindsay, r-So., S	7/0	0/0	7/0	--	--
Mike Daniels, CB	6/0	0/0	6/0	--	--
Alec Shriver, r-So., DL/OL	6/0	0/0	6/0	--	--
Jaleel Fields, r-Jr., DL	4/0	0/0	0/0	4/0	--
Jordan Adams, r-So., CB	4/0	0/0	4/0	--	--
Ricky Rogers, r-Jr., WR	4/0	0/0	3/0	1/0	--
Chris Chugunov, r-So., QB	3/0	0/0	3/0	--	--
Kevin Williams, r-So., CB	4/0	0/0	4/0	--	--
Martell Pettaway, So., RB	3/0	0/0	3/0	--	--
Matt Jones, r-So., OL	1/0	0/0	1/0	--	--
Zach Sandwisch, r-Fr., LB	1/0	0/0	1/0	--	--
Stone Wolfley, r-So., TE/FS	1/0	0/0	1/0	--	--

\* - Marvin Gross played 11 games in 2013

# - Kyle Bosch played six games at Michigan in 2013-14, including three starts

### OFFENSE

Position	No.	Name	Ht.	Wt.	Cl.	GP	GS	Hometown
<b>WR (X)</b>	13	David Sills V	6-4	203	Jr.	8	1	Wilmington, Del.
	10	Reggie Roberson Jr.	5-11	192	Fr.	0	0	DeSoto, Texas.
<b>LT</b>	55	Yodny Cajuste	6-5	308	r-Jr.	8	7	Miami, Fla.
	72	Kelby Wickline	6-5	295	r-So.	0	0	Stillwater, Okla.
<b>LG</b>	56	Grant Lingafelter	6-6	305	r-Sr.	14	0	Chagrin Falls, Ohio
	76	Chase Behrmdt	6-4	302	r-Fr.	0	0	Wildwood, Mo.
<b>C</b>	79	Matt Jones	6-3	318	r-So.	1	0	Hubbard, Ohio
	64	Ray Raulerson	6-4	295	r-Jr.	0	0	Tampa, Fla.
<b>RG</b>	*62	Kyle Bosch	6-5	298	r-Sr.	32	29	St. Charles, Ill.
	73	Josh Sills	6-6	315	r-Fr.	0	0	Byesville, Ohio
<b>RT</b>	53	Colton McKivitz	6-7	306	r-So.	13	10	Jacobsburg, Ohio
	72	Kelby Wickline	6-5	295	r-So.	0	0	Stillwater, Okla.
<b>WR (Y/H)</b>	12	Gary Jennings Jr.	6-1	210	Jr.	26	1	Stafford, Va.
	19	Druw Bowen	6-2	211	r-Fr.	0	0	Charleston, W.Va.
<b>WR (Z)</b>	2	Ka'Rau White	6-1	199	r-Sr.	20	13	Macungie, Pa.
	85	Ricky Rogers	6-1	205	r-Jr.	4	0	Monroeville, Pa.
<b>QB</b>	7	Will Grier <sup>^</sup>	6-2	214	r-Jr.	6	5	Davidson, N.C.
	11	Chris Chugunov	6-1	203	r-So.	3	0	Skillman, N.J.
<b>HB</b>	28	Elijah Wellman	6-1	241	r-Sr.	38	9	Huntington, W.Va.
	88	Trevon Wesco	6-4	268	r-Jr.	10	0	Martinsburg, W.Va.
<b>RB</b>	25	Justin Crawford	6-0	200	Sr.	13	4	Columbus, Ga.
	4	Kennedy McKoy	6-0	201	So.	13	2	Lexington, N.C.
	32	Martell Pettaway	5-10	208	So.	3	0	Detroit, Mich.
	14	Tevin Bush	5-6	174	Fr.	0	0	New Orleans, La.
	20	Alec Sinkfield	5-9	184	Fr.	0	0	Delray Beach, Fla.

### DEFENSE

Position	No.	Name	Ht.	Wt.	Cl.	GP	GS	Hometown
<b>DE</b>	88	Adam Shuler II	6-4	268	r-So.	13	1	Longwood, Fla.
	92	Jon Lewis	6-3	275	r-Sr.	27	0	Morgantown, W.Va.
<b>NT</b>	99	Xavier Pegues	6-2	292	r-Sr.	0	0	Oxford, Miss.
	96	Jaleel Fields	6-1	298	r-Jr.	4	0	Aliquippa, Pa.
<b>DE</b>	46	Reese Donahue	6-4	263	So.	12	0	Ona, W.Va.
	91	Ezekiel Rose	6-2	266	Jr.	0	0	Clarksdale, Miss.
<b>SAM</b>	5	Xavier Preston	6-2	240	Sr.	32	0	Stuart, Fla.
	44	Hodari Christian II	6-0	228	r-Sr.	18	0	McKeesport, Pa.
<b>MIKE</b>	3	Al-Rasheed Benton	6-1	238	r-Sr.	39	14	Newark, N.J.
	7	Brendan Ferns	6-2	230	r-Fr.	0	0	St. Clairsville, Ohio
<b>WILL</b>	10	Dylan Tonkery	6-2	222	r-Fr.	0	0	Bridgeport, W.Va.
	45	Adam Hensley	6-3	228	So.	7	0	Centerville, Ohio
<b>LCB</b>	24	Hakeem Bailey	6-0	193	r-So.	0	0	Atlanta, Ga.
	19	Elijah Battle	6-0	190	Sr.	11	3	Linden, N.J.
<b>FS</b>	6	Dravon Askew-Henry	6-0	200	r-Jr.	26	26	Aliquippa, Pa.
	9	JoVanni Stewart	5-9	197	So.	12	0	Katy, Texas
<b>SPUR</b>	8	Kyzir White	6-2	216	Sr.	12	12	Macungie, Pa.
	18	Marvin Gross Jr.	6-3	205	r-Sr.	37	1	Baltimore, Md.
<b>BS</b>	16	Toyous Avery	5-11	204	r-Jr.	11	1	Covington, Ga.
	1	Derrek Pitts Jr.	6-1	182	Fr.	0	0	Dunbar, W.Va.
<b>RCB</b>	4	Mike Daniels Jr.	5-11	203	Sr.	6	0	Miami, Fla.
	12	Corey Winfield	6-1	198	r-Sr.	0	0	St. Louis, Mo.

### SPECIAL TEAMS

Position	No.	Name	Ht.	Wt.	Cl.	GP	GS	Hometown
<b>K</b>	48	Mike Molina	5-8	182	r-Sr.	18	0	Hurricane, W.Va.
	30	Evan Staley	6-1	187	r-Fr.	0	0	Romney, W.Va.
<b>P</b>	15	Billy Kinney	6-4	216	r-Jr.	13	0	Morgantown, W.Va.
	43	Luke Hogan	6-1	210	r-Fr.	0	0	Keller, Texas
<b>LS</b>	46	Nick Meadows	5-11	225	r-Sr.	16	0	Princeton, W.Va.
	64	Rex Sunahara	6-6	230	r-So.	0	0	Bay Village, Ohio
<b>H</b>	15	Billy Kinney	6-4	216	r-Jr.	13	0	Morgantown, W.Va.
	43	Luke Hogan	6-1	210	r-Fr.	0	0	Keller, Texas
<b>KO</b>	30	Evan Staley	6-1	187	r-Fr.	0	0	Romney, W.Va.
	43	Luke Hogan	6-1	210	r-Fr.	0	0	Keller, Texas
<b>PR</b>	12	Gary Jennings Jr.	6-1	210	Jr.	26	0	Fredericksburg, Va.
	13	David Sills V	6-4	203	Jr.	8	0	Wilmington, Del.
<b>KR</b>	12	Gary Jennings Jr.	6-1	210	Jr.	26	0	Fredericksburg, Va.
	6	Dravon Askew-Henry	6-0	200	r-Jr.	26	0	Aliquippa, Pa.

\* - Bosch's Games Played/Started include Michigan numbers (6/3)

^ - Grier's Games Played/Started include Florida numbers (6/5)

### NFL MOUNTAINEERS

✓ There are 26 former Mountaineers on NFL rosters in 2017, playing for 17 different teams.



Daikiel Shorts Jr.	Buffalo Bills
Daryl Worley	Carolina Panthers
Nick Kwiatkoski	Chicago Bears
Kevin White	Chicago Bears
Will Clarke	Cincinnati Bengals
Adam Jones	Cincinnati Bengals
Mario Alford	Cleveland Browns
Don Barclay	Green Bay Packers
Adam Pankey	Green Bay Packers
KJ Dillon	Houston Texans
Jarrold Harper	Jacksonville Jaguars
Tavon Austin	Los Angeles Rams
Geno Smith	New York Giants
J.T. Thomas	New York Giants
Bruce Irvin	Oakland Raiders
Karl Joseph	Oakland Raiders
Rasul Douglas	Philadelphia Eagles
Shelton Gibson	Philadelphia Eagles
Najee Goode	Philadelphia Eagles
Tyler Orlosky	Philadelphia Eagles
Wendell Smallwood	Philadelphia Eagles
Christian Brown	Pittsburgh Steelers
Antonio Crawford	Pittsburgh Steelers
Noble Nwachukwu	San Francisco 49ers
Terence Garvin	Seattle Seahawks
Mark Glowinski	Seattle Seahawks
Marquis Lucas	Tampa Bay Buccaneers
Charles Sims	Tampa Bay Buccaneers
Keith Tandy	Tampa Bay Buccaneers
Quinton Spain	Tennessee Titans



## RECORD UNDER HOLGORSEN

overall	46-31
playing at home	27-13
playing on the road	15-13
playing at a neutral site	4-5
vs. ranked opponents	6-15
in bowl games	2-3
in overtime	1-4
more than 7 days to prepare	16-10
in August	1-1
in September	17-4
in October	11-11
in November	12-11
in December	3-4
in January	2-0
outrushing opponent	32-10
when rushing for 200 yards	21-6
when rushing for 300 yards	8-2
outrushed by opponent	14-21
outpassing opponent	31-15
when passing for 300 yards	24-10
when passing for 400 yards	8-3
when passing for 500 yards	3-0
when passing for 600 yards	1-0
outpassed by opponent	15-16
when allowing 200 yards passing	27-24
when allowing 250 yards passing	18-18
when allowing 300+ yards passing	10-10
more total offense than opponent	37-12
when having 400+ total offense	37-17
when having 500+ total offense	22-6
when having 600+ total offense	13-1
when having 700+ total offense	1-1
when having 800+ total offense	1-0
same total offense as opponent	1-0
less total offense than opponent	8-19
when allowing 400+ total offense	21-21
when allowing 500+ total offense	6-11
committing fewer turnovers	22-7
committing more turnovers	14-21
turnovers are even	10-3
0-30:00 of time of possession	27-22
30:01-plus of time of possession	19-9
scoring first	38-10
opponent scores first	14-21
leading after the 1st quarter	28-9
trailing after the 1st quarter	11-21
tied after the 1st quarter	7-1
leading at halftime	35-6
trailing at halftime	9-22
tied at halftime	2-3
leading after the 3rd quarter	37-5
trailing after the 3rd quarter	7-26
tied after the 3rd quarter	2-0
scoring 0-10 points	46-31
scoring 11-20 points	46-28
scoring 21-30 points	45-20
scoring 31-40 points	38-10
scoring 41-plus points	21-3
opponent scores 0-10 points	46-31
opponent scores 11-20 points	36-31
opponent scores 21-30 points	20-30
opponent scores 31-40 points	10-29
opponent scores 41-plus points	3-14
individual 100-yard rusher	24-8
opponent 100-yard rusher	16-13
opponent less than 100-yards rushing	11-4
individual 1 100-yard receiver	30-13
individual 2 100-yard receivers	11-2
individual 3 100-yard receivers	2-0
opponent 100-yard receiver	17-18
individual 300-yard passer	23-11
individual 400-yard passer	6-2

## WEST VIRGINIA HEAD COACH DANA HOLGORSEN - SEVENTH YEAR



### COACHING HIGHLIGHTS

#### West Virginia

- ✓ Has had 16 players earn All-America honors
- ✓ Has had 10 NFL draft picks in first three rounds in the past six years, most in Big 12
- ✓ Has had at least one Top-15 draft pick in four of the past six years
- ✓ Has had four NFL Top-15 draft picks during the past six years, most in the Big 12
- ✓ Has had 19 players drafted in six years at WVU, third-most in the Big 12
- ✓ Since becoming offensive coordinator at Texas Tech in 2005, his offenses have averaged 36.7 points per game over that 12-year period
- ✓ His passing offenses and total offensive output have ranked in the Top 10 nationally all but four years during the 12 year span since he became offensive coordinator at Texas Tech in 2005
- ✓ His former pupils have earned 10 national awards and also has had 11 earn finalist honors
- ✓ Had eight quarterbacks pass for 4,000 or more yards and throw for 30 or more touchdowns in a season
- ✓ Had 14 receivers finish with 1,000 or more yards in a season, including 10 finish with 90 or more receptions and 12 finish with double figure TD receptions in a season
- ✓ His 46 wins puts him in fourth place on the all-time WVU coaching wins list and needs 12 more to tie Art Lewis for third place
- ✓ Only coach in West Virginia history to have coached a team with at least 450 rushing yards in a game (Oklahoma, 2012) and at least 450 yards passing in a game (five times)
- ✓ Has six wins over Top 25 opponents in his six-year tenure at WVU

#### 2016

- ✓ Led the Mountaineers to a 10-3 record and a 7-2 record in the Big 12, tying for second place
- ✓ The 10 wins were WVU's most since becoming a Big 12 Conference member
- ✓ The seven Big 12 Conference wins marked the most as a league member
- ✓ Guided WVU to bowl eligibility for the third straight year and five of his six years
- ✓ WVU was ranked for 11 weeks; finishing No. 18 in the AP Poll and No. 17 in the Coaches Poll
- ✓ Named AFCA District 4 Regional Coach of the Year; also named a national finalist
- ✓ Named Paul "Bear" Bryant Coach of the Year Finalist
- ✓ Named Big 12 Coach of the Year by ESPN.com
- ✓ Had two players drafted in the NFL Draft; 10 players signed free agent contracts
- ✓ Had nine players named to one of the Big 12 All-Conference Teams, including four on the first team
- ✓ Rasul Douglas named Big 12 Defensive Player of the Year (ESPN.com) and Justin Crawford named Big 12 Newcomer of the Year
- ✓ Douglas and Tyler Orlosky named to All-American teams; Orlosky was named a finalist for the Rimington Trophy, signifying the top center in the nation
- ✓ Orlosky was named as one of 10 finalists for the Senior CLASS Award, first finalist for the WVU football program; named All-American First Team
- ✓ Had 10 players named to the Academic All-Big 12 team, including five on the first team
- ✓ WVU's offense ranked No. 17 in total offense, No. 20 in first down offense, No. 25 in rushing offense, No. 31 in passing efficiency, No. 37 in passing yards per completion, No. 38 in turnover margin and No. 42 in passing offense
- ✓ WVU's defense was ranked No. 24 nationally in fumbles recovered (11) and turnovers gained (25) and No. 35 in pass interceptions (14) and scoring defense (24.0)

#### 2015

- ✓ Finished the season with an 8-5 overall record and a 4-5 mark in the Big 12 Conference, tying for fifth
- ✓ Led the Mountaineers to a 43-42 victory in the Motel 6 Cactus Bowl, his fourth bowl appearance in five years
- ✓ Tied or broke 19 individual or team, school and Cactus Bowl records and produced 11 NCAA Top 10 Bowl Rankings
- ✓ Seventeen players had their degrees in hand when the Cactus bowl was played, ranking among the Top 10 nationally in number of graduates playing in a bowl game
- ✓ Seven All-Big 12 Academic Team selections
- ✓ Twenty-Nine players were named to the Big 12 Commissioner's Honor Roll for the fall semester
- ✓ Twenty-Six players were named to the Big 12 Commissioner's Honor Roll for the spring semester
- ✓ Two All-American selections, Nick Kwiatkoski and Karl Joseph, named to three teams
- ✓ WVU had nine players named to the coaches' All-Big 12 team selections, including three on the first team
- ✓ Led WVU to a Top 25 national ranking for the fourth year, reaching as high as No. 21 in the Coaches' Poll

## WEST VIRGINIA HEAD COACH DANA HOLGORSEN - SEVENTH YEAR

Year	School	Position	Record
2017	West Virginia	Head Coach	0-0
2016	West Virginia	Head Coach	10-3
2015	West Virginia	Head Coach Russell Athletic Bowl Cactus Bowl Champions	8-5
2014	West Virginia	Head Coach Liberty Bowl	7-6
2013	West Virginia	Head Coach	4-8
2012	West Virginia	Head Coach Pinstripe Bowl	7-6
2011	West Virginia	Head Coach Big East Champions Orange Bowl Champions	10-3
2010	Oklahoma State	Offensive Coordinator/Quarterbacks Alamo Bowl Champions	11-2
2009	Houston	Offensive Coordinator/Quarterbacks Armed Forces Bowl	10-4
2008	Houston	Offensive Coordinator/Quarterbacks Armed Forces Bowl Champions	8-5
2007	Texas Tech	Co-Offensive Coordinator/Inside Receivers Gator Bowl Champions	9-4
2006	Texas Tech	Co-Offensive Coordinator/Inside Receivers Insight.com Bowl Champions	8-5
2005	Texas Tech	Co-Offensive Coordinator/Inside Receivers Cotton Bowl	9-3
2004	Texas Tech	Inside Receivers Holiday Bowl Champions	8-4
2003	Texas Tech	Inside Receivers Houston Bowl Champions	8-5
2002	Texas Tech	Inside Receivers Tangerine Bowl Champions	9-5
2001	Texas Tech	Inside Receivers Alamo Bowl	7-5
2000	Texas Tech	Inside Receivers Galleryfurniture.com Bowl	7-6
1999	Wingate	Quarterbacks/Wide Receivers	3-8
1998	Mississippi College	Quarterbacks/Wide Receivers/Special Teams	4-6
1997	Mississippi College	Quarterbacks/Wide Receivers/Special Teams American Southwest Conference Champions	8-2
1996	Mississippi College	Quarterbacks/Wide Receivers/Special Teams	4-8
1995	Valdosta State	Quarterbacks/Wide Receivers/Special Teams	6-5
1994	Valdosta State	Quarterbacks/Wide Receivers/Special Teams NCAA II National Quarterfinalist	11-2
1993	Valdosta State	Quarterbacks/Wide Receivers/Special Teams	8-3
<b>Holgorsen Totals - at West Virginia - 46-31 (Six Years); Overall - 46-31 (Six Years)</b>			

- ✓ Wendell Smallwood became Holgorsen's second WVU running back and fourth overall to hit the 1,000-yard rushing plateau (1,519)
- ✓ WVU's offense was No. 17 nationally in rushing offense, No. 18 in first down offense and No. 23 in total offense
- ✓ WVU's defense was ranked No. 2 nationally in interceptions, No. 5 in turnovers gained, tied for No. 8 in number of defensive three-and-outs, No. 11 in opponents third-down defense and No. 15 in turnover margin
- ✓ WVU's special teams were ranked No. 11 in kickoff returns, No. 22 in net punting and punt return defense

- 2014**
- ✓ Finished with a 7-6 overall record and a 5-4 record in Big 12 play, tying for fourth place, WVU's highest league finish in the Big 12
  - ✓ Led the Mountaineers to a Liberty Bowl berth, his third bowl appearance in four seasons at WVU
  - ✓ Four Mountaineers earned 28 All-America honors
  - ✓ WVU had four players named to the coaches' All-Big 12 teams and five players selected to the AP team
  - ✓ Kevin White was a finalist for the Fred Biletnikoff Award and a semifinalist for the Maxwell Award
  - ✓ White was No. 6 nationally in receptions per game, receiving yards, No. 8 in receiving yards per game and No. 19 in receiving touchdowns
  - ✓ White was the third Mountaineer to finish with more than 100 receptions in a season and the eighth to have 1,000 or more receiving yards
  - ✓ White's 109 receptions were third most in the nation and his 1,447 yards were sixth most
  - ✓ Three receivers have had seven straight 100-yard receiving performances since 2000, Michael Crabtree, Justin Blackmon and Kevin White, all three coached by Holgorsen
  - ✓ Kickoff returner Mario Alford was No. 8 nationally in kickoff return yards per game
  - ✓ Josh Lambert was a finalist for the Lou Groza Award, college football's top kicker
  - ✓ Lambert finished No. 1 nationally in field goals per game and No. 8 in scoring
  - ✓ Lambert set the NCAA record for most field goals made of 40 yards or more in a season (16) and tied the mark for games with the most multiple field goals (10)
  - ✓ Lambert's 30 field goals made in the season tied the school record for most made in a season and was the most made in the nation
  - ✓ Clint Trickett was a semifinalist for the Davey O'Brien Award

## HOLGORSEN'S OFFENSIVE OUTPUT

✓ Since 2005, Dana Holgorsen has been the mastermind behind some of the nation's most prolific offenses. Starting as the offensive coordinator at Texas Tech, then Houston and Oklahoma State, and now as the head coach at West Virginia, his offensive units are known for their ability to pile up yardage and score points.

### 4,000-Yard Passers

Graham Harrell/Texas Tech	2007	5,706
Case Keenum/Houston	2009	5,671
Case Keenum/Houston	2008	5,020
Graham Harrell/Texas Tech	2006	4,555
Geno Smith/West Virginia	2011	4,385
Brandon Weeden/Oklahoma State	2010	4,277
Cody Hodges/Texas Tech	2005	4,238
Geno Smith/West Virginia	2012	4,205

### 30+ Passing Touchdowns

Graham Harrell/Texas Tech	2007	48
Case Keenum/Houston	2009	44
Case Keenum/Houston	2008	44
Geno Smith/West Virginia	2012	42
Graham Harrell/Texas Tech	2006	38
Brandon Weeden/Oklahoma State	2010	34
Geno Smith/West Virginia	2011	31
Cody Hodges/Texas Tech	2005	31

### 1,000-Yard Rushers

Kendall Hunter/Oklahoma State	2010	1,548
Wendell Smallwood/West Virginia	2015	1,519
Bryce Beall/Houston	2008	1,247
<b>Justin Crawford/West Virginia</b>	<b>2016</b>	<b>1,184</b>
Charles Sims/West Virginia	2013	1,095

### 1,000-Yard Receivers

Michael Crabtree/Texas Tech	2007	1,962
Justin Blackmon/Oklahoma State	2010	1,782
Stedman Bailey/West Virginia	2012	1,622
Kevin White, West Virginia	2014	1,447
Joe Filiani/Texas Tech	2006	1,300
Tavon Austin/West Virginia	2012	1,289
Stedman Bailey/West Virginia	2011	1,279
Danny Amendola/Texas Tech	2007	1,245
James Cleveland/Houston	2009	1,214
Tavon Austin/West Virginia	2011	1,186
Joe Filiani/Texas Tech	2005	1,048
Tyron Carrier/Houston	2009	1,029
Tyron Carrier/Houston	2008	1,026
Patrick Edwards/Houston	2009	1,021

### 90+ Receptions

Michael Crabtree/Texas Tech	2007	134
Tavon Austin, West Virginia	2012	114
Stedman Bailey/West Virginia	2012	114
Justin Blackmon/Oklahoma State	2010	111
Kevin White/West Virginia	2014	109
Danny Amendola/Texas Tech	2007	109
James Cleveland/Houston	2009	104
Tavon Austin/West Virginia	2011	101
Tyron Carrier/Houston	2009	91
Joe Filiani/Texas Tech	2006	91

### Double-Digit Receiving Touchdowns

Stedman Bailey/West Virginia	2012	25
Michael Crabtree/Texas Tech	2007	22
Justin Blackmon/Oklahoma State	2010	20
James Cleveland/Houston	2009	14
Joe Filiani/Texas Tech	2006	13
Tavon Austin/West Virginia	2012	12
Stedman Bailey/West Virginia	2011	12
Mario Alford/West Virginia	2014	11
Mark Hafner/Houston	2009	11
Robert Johnson/Texas Tech	2006	11
Kevin White/West Virginia	2014	10
Jarrett Hicks/Texas Tech	2005	10

### Double-Digit Rushing Touchdowns

Taurean Henderson/Texas Tech	2005	17
Kendall Hunter/Oklahoma State	2010	16
Bryce Beall/Houston	2008	13
Shawne Alston/West Virginia	2011	12
Charles Sims/West Virginia	2013	11
Shannon Woods/Texas Tech	2006	10

### 1,800-Yard All-Purpose Yards

Tavon Austin/West Virginia	2012	2,910
Tavon Austin/West Virginia	2011	2,574
Tyron Carrier/Houston	2009	2,213
Michael Crabtree/Texas Tech	2007	1,978
Justin Blackmon/Oklahoma State	2010	1,866
Tyron Carrier/Houston	2008	1,844
Shannon Woods/Texas Tech	2006	1,808



## WEST VIRGINIA HEAD COACH DANA HOLGORSSEN - SEVENTH YEAR



### Offensive Output Under Holgorsen (Continued)

#### Team Rankings

##### 2016 (West Virginia)

- Total Offense - No. 17
- First Down Offense - No. 20
- Rushing Offense - No. 25
- Passing Efficiency - No. 31
- Passing Yards Per Completion - No. 37
- Turnover Margin - No. 38
- Passing Offense - No. 42

##### 2015 (West Virginia)

- Turnover Margin - No. 15
- Rushing Offense - No. 17
- First Down Offense - No. 18
- Passing Yards Per Completion - No. 20
- Total Offense - No. 23
- Scoring Offense - No. 35

##### 2014 (West Virginia)

- Passing Offense - No. 9
- First Down Offense - No. 11
- Total Offense - No. 12
- Completion Percentage - No. 23

##### 2012 (West Virginia)

- Passing Efficiency - No. 5
- Scoring Offense - No. 9
- Passing Offense - No. 10
- Total Offense - No. 10
- First Down Offense - No. 14

##### 2011 (West Virginia)

- Passing Offense - No. 6
- Red Zone Offense - No. 11
- Scoring Offense - No. 13
- Total Offense - No. 15
- Passing Efficiency - No. 19
- First Down Offense - No. 27

##### 2010 (Oklahoma State)

- Red Zone Offense - No. 1
- Passing Offense - No. 2
- Total Offense - No. 3
- Scoring Offense - No. 3
- First Down Offense - No. 4
- Tackles for Loss Allowed - No. 6
- Sacks Allowed - No. 7
- Passing Efficiency - No. 12

##### 2009 (Houston)

- Passing Offense - No. 1
- Total Offense - No. 1
- Scoring Offense - No. 1
- First Down Offense - No. 1
- Tackles for Loss Allowed - No. 2
- Third Down Efficiency - No. 3
- Passing Efficiency - No. 7
- Sacks Allowed - No. 24
- Red Zone Offense - No. 28

##### 2008 (Houston)

- Passing Offense - No. 2
- Total Offense - No. 2
- First Down Offense - No. 4
- Passing Efficiency - No. 8
- Scoring Offense - No. 10
- Third Down Efficiency - No. 11

##### 2007 (Texas Tech)

- Passing Offense - No. 1
- Total Offense - No. 2
- Passing Efficiency - No. 5
- Scoring Offense - No. 7
- Tackles for Loss Allowed - No. 12
- Third Down Efficiency - No. 13
- Sacks Allowed - No. 22

##### 2006 (Texas Tech)

- Passing Offense - No. 3
- Tackles for Loss Allowed - No. 3
- Total Offense - No. 6
- Scoring Offense - No. 13
- Passing Efficiency - No. 23
- Sacks Allowed - No. 24

##### 2005 (Texas Tech)

- Passing Offense - No. 1
- Scoring Offense - No. 4
- Total Offense - No. 6
- Passing Efficiency - No. 14

- ✓ Trickett was No. 6 in the nation in completions per game, No. 10 in passing yards per game, No. 11 in completion percentage, No. 21 in total offense, No. 22 in passing yards, No. 33 in passing efficiency and No. 54 in passing touchdowns.
- ✓ Trickett was the third Mountaineer to finish with more than 3,000 yards passing in a season
- ✓ Austin was the recipient of the Jet Award, the nation's top returner
- ✓ Shaq Riddick was named the Big 12 Conference Defensive Newcomer of the Year
- ✓ Defeated No. 4 Baylor for his sixth win over a Top 25 and first over a Top 10 team
- ✓ WVU was ranked in the Top 25 for three weeks, including as high as No. 20

##### 2013

- ✓ Defeated No. 11 Oklahoma State for his fifth win over a Top 25 team at WVU
- ✓ Had six players earn All-Big 12 Conference honors; Sims was named Big 12 Conference Newcomer of the Year
- ✓ Sims, Will Clarke were drafted in the third round of the NFL Draft, had six players drafted in the Top 3 rounds

##### 2012

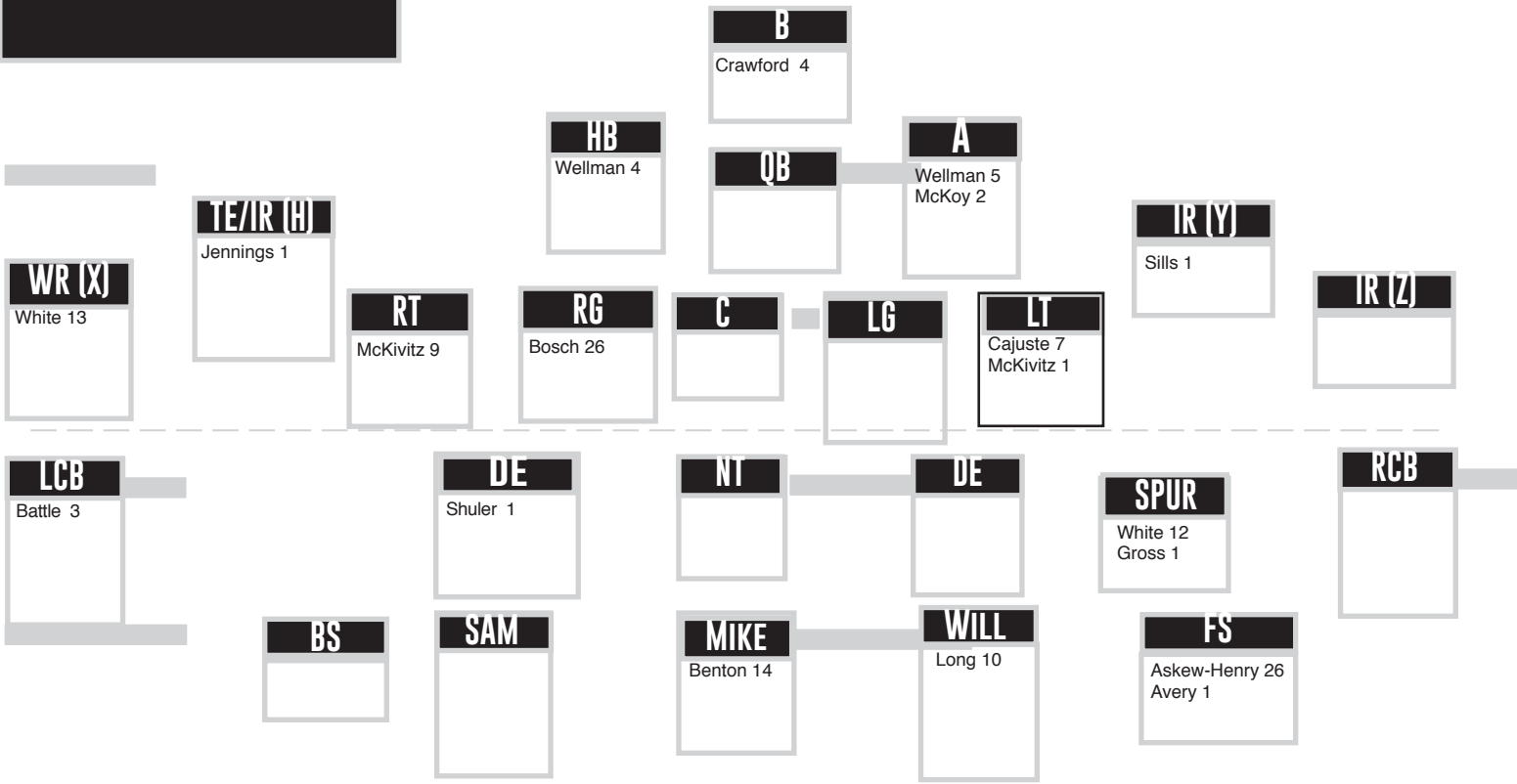
- ✓ Served as West Virginia's Campaign Chair for United Way, raising more than \$330,000, exceeding the goal
- ✓ Led football program into its first year of competition in the Big 12 Conference reaching as high as No. 4 in USA Today Coaches' Poll and No. 5 in the AP Poll
- ✓ Guided West Virginia to a 7-6 overall record in 2012 and an appearance in the New Era Pinstripe Bowl
- ✓ Earned national rankings in 10-of-16 weeks during the 2012 season in AP and USA Today Coaches' Polls
- ✓ Five Mountaineer players earned 25 All-America honors
- ✓ Three WVU players were drafted in the Top 3 rounds of the NFL Draft, including No. 8, Tavon Austin
- ✓ Holgorsen has had a first-round NFL draft choice for two straight years, the only WVU coach to accomplish that feat
- ✓ Tavon Austin and Stedman Bailey were one of four sets of 1,000-yard receivers nationally
- ✓ WVU was one of only two schools nationally to have a 4,000-yard passer and a pair of 1,000-yard receivers
- ✓ WVU was ranked No. 9 nationally in scoring offense and No. 10 in passing offense and total offense.
- ✓ Geno Smith led the nation in passing touchdowns (42)
- ✓ Smith was one of only two quarterbacks to throw for more than 4,000 yards for two straight years
- ✓ Smith was one of five quarterbacks nationally to throw for 30 or more touchdowns in two straight years
- ✓ Bailey led the nation in receiving touchdowns (25) and finished with the second highest amount in a season
- ✓ Austin was the only player nationally to finish with 100 or more receptions for two straight years
- ✓ Austin was the only player nationally to finish with more than 2,000 all-purpose yards for two straight years
- ✓ Austin was the only player in NCAA history to finish his career with more than 3,000 receiving yards and more than 1,000 yards rushing
- ✓ Austin was named the Big 12 Conference co-Special Teams Player of the Year; Bailey was a finalist for the Fred Biletnikoff Award; Smith was a finalist for the Johnny Unitas Golden Arm and Manning Awards

##### 2011

- ✓ Named FWAA First-Year Head Coach of the Year
- ✓ Posted a 10-3 mark in his first season as head coach, only WVU coach to win 10 games in his first year
- ✓ Led West Virginia to Big East Championship and BCS win, first WVU coach to accomplish that feat
- ✓ Earned national rankings in 13-of-16 weeks of 2011 season in both the AP and USA Today Coaches Polls, reaching as high as No. 11 in the AP Poll and tied for No. 14 in the USA Today Coaches Poll
- ✓ Tied for fourth in wins among first-year head coaches nationally
- ✓ One of seven coaches to take his program to a BCS Bowl in his first year as a head coach, and only one of three (Larry Coker, 2001; Chris Peterson, 2007) to win the bowl game.
- ✓ Fourth WVU coach to make a bowl appearance and win in his first season (Stewart, DeGroot, Glenn)
- ✓ Three Mountaineer players earned seven All-America honors
- ✓ Three Mountaineer players drafted in the NFL Draft, including the No. 15 pick, Bruce Irvin
- ✓ WVU led the BIG EAST with 10 all-conference honorees and the Special Teams Player of the Year, Austin
- ✓ WVU finished No. 6 nationally in passing offense, No. 13 in scoring offense and No. 15 in total offense.
- ✓ WVU's offense was No. 67 in total offense in 2010, the year before Holgorsen arrived, and he took it to No. 15
- ✓ In 2011, Austin and Bailey were the fourth pair of 1,000-yard receivers nationally (Houston, USC, SMU).
- ✓ WVU was one of two schools nationally to have a 4,000-yard passer and two 1,000-yard receivers (Houston).
- ✓ Quarterback Geno Smith finished No. 5 nationally in passing yards per game, No. 8 in completions per game and total offense and No. 17 in passing efficiency.
- ✓ Austin finished No. 1 nationally in all-purpose yardage (198.0), No. 6 in punt returns, No. 8 in receptions per game, No. 20 in kickoff returns and No. 23 in receiving yards per game.
- ✓ Bailey finished No. 13 nationally in receiving yards per game.



# CAREER STARTS BY POSITION



## 2017 OFFENSE GAME-BY-GAME STARTERS

Game	WR (X)	TE/IR (H)	IR (Y)	WR (Z)	LT	LG	C	RG	RT	HB	RB	QB
vs. Virginia Tech												
East Carolina												
Delaware State												
at Kansas												
at TCU												
Texas Tech												
at Baylor												
Oklahoma State												
Iowa State												
at Kansas State												
Texas												
at Oklahoma												

## 2017 DEFENSE GAME-BY-GAME STARTERS

Game	DE	NG	DE	SAM	MIKE	WILL	BCB	SPUR	FS	BS	BCB
vs. Virginia Tech											
East Carolina											
Delaware State											
at Kansas											
at TCU											
Texas Tech											
at Baylor											
Oklahoma State											
Iowa State											
at Kansas State											
Texas											
at Oklahoma											



## THE LAST TIME ...

### By The Mountaineers ...

**30 Rushing Attempts:** 30 by Martell Pettaway at Iowa State/Nov. 26, 2016  
**40 Rushing Attempts:** 40 by Quincy Wilson vs. Rutgers/Oct. 11, 2003  
**100 Rushing Yards:** 209 by Justin Crawford vs. Baylor/Dec. 3, 2016  
**200 Rushing Yards:** 209 by Justin Crawford vs. Baylor/Dec. 3, 2016  
**300 Rushing Yards:** 331 by Justin Crawford vs. Oklahoma/Nov. 19, 2016  
**75-Yard Run (no touchdown):** 79 by Noel Devine at Louisville/Nov. 22, 2008  
**75-Yard Touchdown Run:** 76 by Charles Sims vs. Iowa State/Nov. 30, 2013  
**50-Yard Run (no touchdown):** 63 by Justin Crawford vs. Baylor/Dec. 3, 2016  
**50-Yard Touchdown Run:** 50 by Skyler Howard vs. Oklahoma/Oct. 3, 2015  
**2 Rushing Touchdowns:** 2 by Skyler Howard vs. Oklahoma/Nov. 19, 2016  
**2 Rushing Touchdowns in Back-to-Back Games:** 2 by Andrew Buie at Texas/Oct. 6, 2012 and vs. Baylor/Sept. 29, 2012  
**3 Rushing Touchdowns:** 3 by Charles Sims vs. Texas/Nov. 9, 2013  
**Double 100-Yard Rushers:** 129 by Justin Crawford and 127 by Kennedy McCoy vs. Kansas/Nov. 5, 2016  
**Three 100-Yard Rushers:** 129 by Skyler Howard, 115 by Wendell Smallwood and 108 by Rushel Shell at Kansas/Nov. 21, 2015  
**Double 200-Yard Rushers:** by Pat White (220) and Steve Slaton (215) at Pitt/Nov. 16, 2006  
**Two 100-Yard Rushers and Two 100-Yard Receivers:** 129 by Justin Crawford and 127 by Kennedy McCoy rushing and 7 catches for 104 yards by Daikiel Shorts and 4 catches for 102 yards by Shelton Gibson vs. Kansas/Nov. 5, 2016  
**30 Pass Completions:** 31 by Skyler Howard vs. BYU/Sept. 24, 2016  
**20 Pass Completions:** 21 by Skyler Howard at Texas/Nov. 12, 2016  
**Consecutive Completions:** 21 by Geno Smith vs. Kansas/Dec. 1, 2012  
**60 Pass Attempts:** 65 by Geno Smith vs. LSU/Sept. 24, 2011  
**50 Pass Attempts:** 51 by Skyler Howard vs. Arizona State/Jan. 2, 2016  
**40 Pass Attempts:** 41 by Skyler Howard vs. Kansas State/Oct. 1, 2016  
**35 Pass Attempts:** 35 by Skyler Howard at Texas/Nov. 12, 2016  
**30 Pass Attempts:** 35 by Skyler Howard at Texas/Nov. 12, 2016  
**3 Touchdown Passes:** 5 by Skyler Howard at Iowa State/Nov. 26, 2016  
**4 Touchdown Passes:** 5 by Skyler Howard at Iowa State/Nov. 26, 2016  
**5 Touchdown Passes:** 5 by Skyler Howard at Iowa State/Nov. 26, 2016  
**6 Touchdown Passes:** 8 by Geno Smith vs. Baylor/Sept. 29, 2012  
**300 Yards Passing:** 330 by Skyler Howard at Iowa State/Nov. 26, 2016  
**400 Yards Passing:** 532 by Skyler Howard vs. Arizona State/Jan. 2, 2016  
**500 Yards Passing:** 532 by Skyler Howard vs. Arizona State/Jan. 2, 2016  
**600 Yards Passing:** 656 by Geno Smith vs. Baylor/Sept. 29, 2012  
**100 Yards Rushing and Passing:** by Skyler Howard (129/133) at Kansas/Nov. 21, 2015  
**200 Yards Rushing and Passing:** by Pat White (220/204) at Pitt/Nov. 16, 2006  
**100 Yards Rushing and Receiving:** by Steve Slaton (215/130) at Pitt/Nov. 16, 2006  
**300 Yards Total Offense:** 378 by Skyler Howard at Iowa State/Nov. 26, 2016  
**400 Yards Total Offense:** 407 by Skyler Howard at Texas Tech/Oct. 15, 2016  
**500 Yards Total Offense:** 555 by Skyler Howard vs. Arizona State/Jan. 2, 2016  
**600 Yards Total Offense:** 687 by Geno Smith vs. Baylor/Sept. 29, 2012  
**15 Receptions:** 16 by Kevin White at Texas/Nov. 8, 2014  
**10 Receptions:** 16 by Kevin White at Texas/Nov. 8, 2014  
**9 Receptions:** 16 by Kevin White at Texas/Nov. 8, 2014  
**4 Touchdown Receptions:** 4 by Stedman Bailey vs. Oklahoma/Nov. 17, 2012  
**3 Touchdown Receptions:** 4 by Stedman Bailey vs. Oklahoma/Nov. 17, 2012  
**2 Touchdown Receptions:** 2 by Shelton Gibson vs. Kansas/Nov. 5, 2016  
**Two Players with 2 Touchdown Receptions:** 5 by Stedman Bailey and 2 by Tavon Austin vs. Baylor/Sept. 29, 2012  
**Double 100-Yard Receivers:** 104 by Daikiel Shorts and 102 by Shelton Gibson vs. Kansas/Nov. 5, 2016  
**Three 100-Yard Receivers:** 303 by Stedman Bailey, 215 by Tavon Austin and 114 by J.D. Woods vs. Baylor/Sept. 29, 2012  
**100 Yards Receiving:** 161 by Shelton Gibson at Iowa State/Nov. 26, 2016  
**150 Yards Receiving:** 161 by Shelton Gibson at Iowa State/Nov. 26, 2016  
**200 Yards Receiving:** 216 by Kevin White at Maryland/Sept. 13, 2014  
**75-Yard Touchdown Reception:** 79 by Mario Alford from Clint Trickett at Oklahoma State/Oct. 25, 2014  
**50-Yard Touchdown Reception:** 58 by Gary Jennings from Skyler Howard vs. Baylor/Dec. 3, 2016  
**50-Yard Reception (no touchdown):** 50 by Shelton Gibson from Skyler Howard at Iowa State/Nov. 26, 2016  
**Rushing and Receiving Touchdown:** by Justin Crawford at Texas Tech/Oct. 15, 2016  
**2 Rushing and 2 Receiving Touchdowns:** by Steve Slaton at Pitt/Nov. 16, 2006  
**2 Rushing and 2 Passing Touchdowns:** by Skyler Howard vs. Oklahoma/Nov. 19, 2016  
**Kickoff Return For Touchdown:** 100 yards by Shelton Gibson at Baylor/Oct. 17, 2015  
**Recovered an On-Sides Kick:** Josh Lambert kicked the ball 11 yards, recovered by Jarrod Harper at Baylor/Oct. 17, 2015



JonLEWIS



HodariCHRISTIANII

## THE LAST TIME ...

**Returned Opening Kick for a Touchdown:** 98 yards by Tavon Austin vs. UConn/ Oct. 24, 2009

**Punt Return For Touchdown:** 76 yards by Tavon Austin vs. TCU/Nov. 3, 2012

**Punt Blocked and Returned For Touchdown:** 1 yard by Thandi Smith (blocked, picked up and returned) at Rutgers/Oct. 8, 2005

**Punt Blocked:** by Jarrod Harper at Maryland/Sept. 13, 2014

**Punt Blocked For Touchdown:** Blocked by Jerry White and recovered by Joe Hunter vs. UCF/Nov. 1, 2003

**Punt Blocked For Safety:** by Jarrod Harper at Maryland/Sept. 13, 2014

**Interception Return For Touchdown:** 54 yards by Rasul Douglas vs. BYU/Sept. 24, 2016

**Interception Return For Touchdown by a Defensive Lineman:** 19 yards by Keilen Dykes at Syracuse/Oct. 6, 2007

**Two Interceptions Returned for Touchdown:** by Shawn Hackett (41) and Grant Wiley (22) vs. Boston College/Sept. 2, 2000

**50-Yard Field Goal:** 50 by Mike Molina vs. Baylor/Dec. 3, 2015

**Field Goal Blocked:** by Christian Brown at Texas/Nov. 12, 2016

**Missed an Extra Point:** by Josh Lambert at Kansas State/Oct. 26, 2013

**Two Interceptions in a Game:** 2 by Rasul Douglas vs. Kansas/Nov. 5, 2016

**Three Interceptions in a Game:** 3 by Karl Joseph vs. Georgia Southern/Sept. 5, 2015

**Three Interceptions in a Quarter:** 3 by Karl Joseph vs. Georgia Southern/Sept. 5, 2015

**Four Interceptions in a Game:** 4 by Mike Slater vs. Kentucky/Nov. 1, 1969

**Intercepted Fumble Returned For Touchdown:** no instance yet found

**Fumble Returned For Touchdown:** 42 yards by Jared Barber vs. Texas/ Nov. 14, 2014

**Fumble Recovered For Touchdown:** 0 yards by Karl Joseph at Baylor/ Oct. 4, 2013

**Two-Point Conversion By Rush:** Tavon Austin at Iowa State/Nov. 23, 2012

**Two-Point Conversion By Pass:** Jock Sanders from Geno Smith at Marshall/ Sept. 10, 2010

**Defensive Extra Point:** Matt Taffoni interception return at Pitt/Oct. 15, 1994

**Extra Point Blocked:** by Rick Sherrod at Maryland/Sept. 29, 2001

**Team Gained 300 Yards Rushing:** 311 vs. Baylor/Dec. 3, 2016

**Team Gained 400 Yards Rushing:** 426 at Kansas/Nov. 21, 2015

**Team Gained 500 Yards Rushing:** 517 vs. Connecticut/Nov. 24, 2007

**Team Failed To Gain 100 Yards Rushing:** 95 vs. Miami/Dec. 28, 2016

**Team Failed To Gain 50 Yards Rushing:** 28 vs. Alabama/Aug. 30, 2014

**Team Gained 300 Yards Passing:** 341 at Iowa State/Nov. 26, 2016

**Team Gained 400 Yards Passing:** 532 vs. Arizona State/Jan. 2, 2016

**Team Gained 500 Yards Passing:** 532 vs. Arizona State/Jan. 2, 2016

**Team Failed To Gain 100 Yards Passing:** 62 vs. Maryland/Sept. 21, 2012

**Team Gained 500 Yards Total Offense:** 613 at Iowa State/Nov. 26, 2016

**Team Gained 600 Yards Total Offense:** 613 at Iowa State/Nov. 26, 2016

**Team Gained 700 Yards Total Offense:** 778 vs. Oklahoma/Nov. 17, 2012

**Team Gained 800 Yards Total Offense:** 807 vs. Baylor/Sept. 29, 2012

**Team Failed To Gain 200 Yards Total Offense:** 175 vs. Maryland/Sept. 21, 2013

**Drive of 99 Yards:** 99 yards on 12 plays in fourth quarter against BYU/Sept. 24, 2016

**Team Failed To Get A First Down:** no instance yet found

**Team Failed To Get A Rushing First Down:** vs. Texas Western/Nov. 25, 1950

**Team Failed To Get A Passing First Down:** vs. South Carolina/Dec. 30, 1969

**Team Failed To Get A Third Down Conversion:** vs. Syracuse (0/10)/Dec. 29, 2012

**Team Had Six Turnovers:** two interceptions, four fumbles vs. Maryland/Sept. 21, 2013

**Team Had Five Turnovers:** three interceptions, two fumbles at Oklahoma/Oct. 3, 2015

**Successful Fake Punt:** 13-yard run by Nick O'Toole vs. Maryland/Sept. 26, 2015

**Scored 70+ Points:** 70 vs. Baylor/Sept. 29, 2012

**Scored 60+ Points:** 70 vs. Baylor/Sept. 29, 2012

**Scored 50+ Points:** 54 vs. Towson/Sept. 6, 2014

**Scored 40+ Points:** 49 at Iowa State/Nov. 26, 2016

**Scored 30+ Points:** 49 at Iowa State/Nov. 26, 2016

**Scored 40+ points in a Half:** 42 at Kansas/Nov. 21, 2015

**Scored 30+ points in a Half:** 42 at Kansas/Nov. 21, 2015

**Scored 0 points in a Half:** 0 vs. Kansas State/Oct. 1, 2016

**Scored 0 points in a Half at Home:** 0 vs. Kansas State/Oct. 1, 2016

**Scored 30+ points in a Quarter:** 35 vs. Clemson (2nd)/Jan. 4, 2012

**Shutout Recorded:** 49-0 at Kansas/Nov. 21, 2015

**Forced Four Turnovers in a Game:** 4 vs. Baylor/Dec. 3, 2016

**Forced Five Turnovers in a Game:** 5 vs. Texas/Nov. 14, 2015

**Forced Six Turnovers in a Game:** 6 vs. Maryland/Sept. 26, 2015

**Forced Eight Turnovers in a Game:** 8 vs. Rutgers/Nov. 3, 2001

**Safety Scored:** Kyle Rose tackled Mason Rudolph of Oklahoma State in the end zone /Oct. 10, 2015


**Two Safeties Scored:** at Syracuse/Sept. 25, 2000

**Played An Overtime Game:** L/26-33 (OT) vs. Oklahoma State/Oct. 10, 2015

**Played back-to-back Overtime Games:** L 47-40 (1OT) vs. Texas/Nov. 9, 2013; W 30-27 (1OT) at TCU/Nov. 2, 2013

**Won Game Without An Offensive TD:** at Syracuse/Sept. 5, 2005

**Won Game Without a Rushing TD:** vs. Youngstown State/Sept. 10, 2016



Billy KINNEY



Mike MOLINA



## THE LAST TIME ...

### Versus West Virginia ...

**30 Rushing Attempts:** 31 by Samaje Perine of Oklahoma/Nov. 19, 2016  
**100 Rushing Yards:** 141 by David Montgomery of Iowa State/Nov. 26, 2016  
**200 Rushing Yards:** 242 by Samaje Perine of Oklahoma/Sept. 20, 2014  
**75-Yard Run:** 75 by C.J. Brown of Maryland/Sept. 13, 2014  
**50-Yard Touchdown Run:** 65 by D'Onta Foreman of Texas/Nov. 14, 2015  
**50-Yard Non-Touchdown Run:** 56 by Jamaal Williams of BYU/Sept. 24, 2016  
**4 Rushing Touchdowns:** 4 by Samaje Perine of Oklahoma/Sept. 20, 2014  
**3 Rushing Touchdowns:** 3 by Johnathan Gray of Texas/Nov. 8, 2014  
**2 Players Rushing for 100 Yards:** 160 by Samaje Perine and 147 by Joe Mixon of Oklahoma/Nov. 19, 2016  
**20 Pass Completions:** 24 by Brad Kaaya of Miami/Dec. 28, 2016  
**30 Pass Completions:** 31 by Shane Buechele at Texas/Nov. 12, 2016  
**50 Pass Attempts:** 51 by Drew Lock of Missouri/Sept. 3, 2016  
**40 Pass Attempts:** 44 by Jacob Park of Iowa State/Nov. 26, 2016  
**30 Pass Attempts:** 34 by Brad Kaaya of Miami/Dec. 28, 2016  
**3 Touchdown Passes:** 4 by Brad Kaaya of Miami/Dec. 28, 2016  
**4 Touchdown Passes:** 4 by Brad Kaaya of Miami/Dec. 28, 2016  
**5 Touchdown Passes:** 5 by Seth Russell of Baylor/Oct. 17, 2015  
**300 Yards Passing:** 371 by Jacob Park of Iowa State/Nov. 26, 2016  
**400 Yards Passing:** 418 by Mike Bercovici of Arizona State/Jan. 2, 2016  
**500 Yards Passing:** 554 by Landry Jones of Oklahoma/Nov. 17, 2012  
**100 Yards Rushing & 300 Yards Passing:** by Seth Russell of Baylor (160/380)/Oct. 17, 2015  
**100 Yards Rushing & 200 Yards Passing:** by Taysom Hill of BYU (101/241)/Sept. 24, 2016  
**100 Yards Rushing & 100 Yards Passing:** by Taysom Hill of BYU (101/241)/Sept. 24, 2016  
**300 Yards Total Offense:** 374 by Jacob Park of Iowa State/Nov. 26, 2016  
**400 Yards Total Offense:** 428 by Mike Bercovici of Arizona State/Jan. 2, 2016  
**500 Yards Total Offense:** 540 by Seth Russell of Baylor/Oct. 17, 2015  
**10 Receptions:** 11 by Jalen McClesky of Oklahoma State/Oct. 29, 2016  
**2 Touchdown Receptions:** 2 by Chris Lacy of Oklahoma State/Oct. 29, 2016  
**3 Touchdown Receptions:** 3 by Corey Coleman of Baylor/Oct. 17, 2015  
**4 Touchdown Receptions:** 4 by Kenny Stills of Oklahoma/Nov. 17, 2012  
**100 Yards Receiving:** 102 yards by Ishmael Zamora of Baylor/Dec. 3, 2016  
**150 Yards Receiving:** 199 by Corey Coleman of Baylor/Oct. 17, 2015  
**200 Yards Receiving:** 314 by Terrance Williams of Baylor/Sept. 29, 2012  
**Double 100-Yard Receivers:** 104 by J'Mon Moore and 102 by Chris Black of Missouri/Sept. 3, 2016  
**50-Yard Touchdown Reception:** 51 by Ahmmon Richards from Brad Kaaya of Miami/Dec. 28, 2016  
**75-Yard Touchdown Reception:** 75 by Dede Westbrook of Oklahoma/Nov. 19, 2016  
**50-Yard Reception (no touchdown):** 67 by Allen Lazard of Iowa State/Nov. 26, 2016  
**Rushing and Receiving Touchdown:** 1 rushing & 1 receiving by Aaron Wimberly of Iowa State/Nov. 29, 2014  
**Passing and Receiving Touchdown:** by Trevor Knight of Oklahoma/Sept. 20, 2014  
**Passing and Rushing Touchdown:** by Baker Mayfield of Oklahoma/Nov. 19, 2016  
**Kickoff Return For Touchdown:** 97 yards by Kene Nwangwu of Iowa State/Nov. 26, 2016  
**Opening Kickoff Return for Touchdown:** 100 yards by Mardy Gilyard of Cincinnati/Nov. 8, 2008  
**Punt Return For Touchdown:** 43 yards by Tyler Lockett of Kansas State/Nov. 20, 2014  
**2 Players Return Punts For Touchdown:** by DeJuan Tribble (41) and Will Blackmon (71) of Boston College/Nov. 13, 2004  
**Punt Blocked:** blocked by Morgan Burns of Kansas State/Dec. 5, 2015  
**Punt Blocked/Recovered in End Zone For Touchdown:** blocked by Alex Lewis and recovered in end zone by Kareem Timbers of Wisconsin/Aug. 30, 2003  
**Punt Blocked/Returned For Touchdown:** blocked by Marcus Gildersleeve and returned 17 yards by Ricky Hall of Virginia Tech/Oct. 31, 1998  
**Interception Return For Touchdown:** 80 yards by Jordan Evans of Oklahoma/Nov. 19, 2016  
**50-Yard Field Goal:** 57 by Jaden Oberkrom of TCU/Oct. 29, 2014  
**Field Goal Blocked:** by Brandon Stewart of Kansas/Nov. 21, 2015



Mike DANIELS Jr.



Xavier PRESTON

## THE LAST TIME ...

**Blocked Field Goal Returned For Touchdown:** 82 yards by Andrew Johnson of Louisville/Nov. 5, 2011

**Intercepted Fumble Returned For Touchdown:** 75 yards by Tim Quense of Pitt/Oct. 1, 1983

**Fumble Recovered/Returned For Touchdown:** 41 yards by Jordan Thomas of Oklahoma/Oct. 3, 2015

**Two-Point Conversion By Rush:** by Davin Meggett of Maryland/Sept. 17, 2011

**Two-Point Conversion By Pass:** by Mark Andrews from Baker Mayfield of Oklahoma/Nov. 19, 2016

**Defensive Extra Point:** Tim White of Arizona State returned a blocked extra point 98 yards for a two-point conversion/Jan. 2, 2016

**Extra Point Blocked:** by Ishmael Murphy-Richardson of Arizona State/Jan. 2, 2016

**Punt Blocked For Safety:** by Chris Nofoaiga of Idaho/Oct. 7, 2000

**Team Gained 400 Yards Rushing:** 468 by Baylor/Oct. 4, 2013

**Team Gained 300 Yards Rushing:** 316 by Oklahoma/Nov. 19, 2016

**Team Gained 200 Yards Rushing:** 316 by Oklahoma/Nov. 19, 2016

**Team Failed To Gain 100 Yards Rushing:** 81 by Miami/Dec. 28, 2016

**Team Finished With Negative Rushing Yards:** Minus-10 by Maryland/Sept. 18, 2010

**Team Gained 300 Yards Passing:** 331 by Iowa State/Nov. 26, 2016

**Team Gained 400 Yards Passing:** 418 by Arizona State/Jan. 2, 2016

**Team Failed To Gain 100 Yards Passing:** 29 by Georgia Southern/Sept. 5, 2015

**Team Failed To Gain 50 Yards Passing:** 29 by Georgia Southern/Sept. 5, 2015

**Team Gained 500 Yards Total Offense:** 561 by Iowa State/Nov. 26, 2016

**Team Gained 600 Yards Total Offense:** 616 by TCU/Oct. 29, 2015

**Team Gained 700 Yards Total Offense:** 872 by Baylor/Oct. 5, 2013

**Team Gained 800 Yards Total Offense:** 872 by Baylor/Oct. 5, 2013

**Team Failed To Gain 250 Yards Total Offense:** 221 at Kansas/Nov. 21, 2015

**Team Failed To Gain 200 Yards Total Offense:** 176 by Kansas/Oct. 4, 2014

**Team Failed To Gain 100 Yards Total Offense:** 90 by Rutgers/Oct. 12, 2002

**Team Finished with 35 or more First Downs:** 35 by TCU/Oct. 29, 2015

**Team Finished with 30 or more First Downs:** 32 at Texas/Nov. 12, 2016

**Team Failed To Get A First Down:** no instance yet found

**Team Failed To Get A Rushing First Down:** by Western Michigan/Sept. 7, 1996

**Team Failed To Get A Passing First Down:** by Pitt/Oct. 10, 1981

**Successful Fake Punt:** by Kirby Van Der Kamp of Iowa State/Nov. 30, 2012

**Team Scored 70+ Points:** 73 by Baylor/Oct. 5, 2013

**Team Scored 60+ Points:** 62 by Baylor/Oct. 17, 2015

**Team Scored 50+ Points:** 56 by Oklahoma/Nov. 19, 2016


**Team Scored 40+ Points:** 56 by Oklahoma/Nov. 19, 2016

**Team Scored 30+ Points:** 31 by Miami/Dec. 28, 2016

**Shutout Recorded:** 37-0 by Maryland/Sept. 21, 2013

**Safety Scored:** When WVU's Clint Trickett was sacked in the end zone by Texas' Cedric Reed/Nov. 8, 2014

**Two Safeties Scored:** When WVU's Geno Smith was tackled in the end zone by Syracuse's Cameron Lynch and Siriki Diabate, and when Smith was called for intentional grounding when he was being tackled by Brandon Sharpe/Dec. 29, 2012



MarvinGROSSJr.



YodnyCAJUSTE



## 2017 MOUNTAINEER ROSTER

No.	Name	Pos.	Ht.	Wt.	Cl.	Exp.	Hometown/High School/Previous College
1	Derrek Pitts Jr.	S	6-1	182	Fr.	HS	Dunbar, W.Va./South Charleston
1	T.J. Simmons	WR	6-2	196	So.	TR	Pinsonm Ala./Clay-Chalkville/Alabama
2	Kenny Robinson	S	6-0	202	Fr.	HS	Wilksburg, Pa./Imani Christian
2	Ka'Raun White	WR	6-1	199	r-Sr.	2vl	Macungie, Pa./Emmaus/Lackawanna College
3	Al-Rasheed Benton	LB	6-1	238	r-Sr.	3vl	Newark, N.J./Shabazz
3	David Isreal	QB	6-1	171	So.	JC	Blythewood, S.C./Blythewood/Butler CC
4	Mike Daniels Jr.	CB	5-11	203	Sr.	SQ	Miami, Fla./South Dade/Globe Tech CC
4	Kennedy McKoy	RB	6-0	201	So.	1vl	Lexington, N.C./North Davidson
5	Xavier Preston	LB	6-2	240	Sr.	3vl	Stuart, Fla./Jensen Beach
6	Jack Allison	QB	6-5	194	r-Fr.	TR	Parrish, Fla./Palmetto/Miami
6	Dravon Askew-Henry	S	6-0	200	r-Jr.	2vl	Aliquippa, Pa./Aliquippa
7	Brendan Ferns	LB	6-2	230	r-Fr.	RS	St. Clairsville, Ohio/St. Clairsville
7	Will Grier	QB	6-2	214	r-Jr.	SQ	Davidson, N.C./Davidson Day School/Florida
8	Marcus Simms	WR	6-0	196	So.	1vl	Bowie, Md./Sherwood
8	Kyzir White	S	6-2	216	Sr.	1vl	Macungie, Pa./Emmaus/Lackawanna College
9	JoVanni Stewart	S	5-9	197	So.	1vl	Katy, Texas/Katy
10	Reggie Roberson Jr.	WR	5-11	192	Fr.	HS	DeSoto, Texas/Mesquite Horn
10	Dylan Tonkery	LB	6-0	222	r-Fr.	RS	Bridgeport, W.Va./Bridgeport
11	Chris Chugunov	QB	6-1	203	r-So.	SQ	Skillman, N.J./Montgomery
11	David Long Jr.	LB	5-11	222	r-So.	1vl	Cincinnati, Ohio/Winton Woods
12	Gary Jennings Jr.	WR	6-1	210	Jr.	2vl	Stafford, Va./Colonial Forge
13	David Sills V	WR	6-4	203	Jr.	JC	Wilmington, Del./Eastern Christian/EI Camino
14	Tevin Bush	RB	5-6	174	Fr.	HS	New Orleans, La./Landry-Walker
15	Billy Kinney	P/K	6-4	216	r-Jr.	1vl	Morgantown, W.Va./University
16	Toyous Avery	S	5-11	204	r-Jr.	1vl	Covington, Ga./Newton/Coffeyville CC
17	Exree Loe	S	6-0	208	Fr.	HS	Johnstown, Pa./Greater Johnstown Area
18	Mitch Chugunov	WR	6-0	169	r-Fr.	RS	Skillman, N.J./Montgomery
18	Marvin Gross Jr.	S	6-3	205	r-Sr.	3vl	Baltimore, Md./Dunbar
19	Elijah Battle	CB	6-0	190	Sr.	1vl	Linden, N.J./Barringer/Dodge City CC
19	Druw Bowen	WR	6-2	211	r-Fr.	RS	Charleston, W.Va./George Washington
20	Alec Sinkfield	RB	5-9	184	Fr.	HS	Delray Beach, Fla./American Heritage
20	Corey Winfield	CB	6-1	198	r-Sr.	TR	St. Louis Mo./Riverview Gardens/Syracuse
22	Jake Long	CB	5-11	190	r-Fr.	RS	Columbus, Ohio/Hamilton Township
23	Jordan Adams	CB	5-11	178	r-So.	SQ	Reisterstown, Md./Franklin
24	Hakeem Bailey	CB	6-0	193	r-So.	JC	Atlanta, Ga./Pebblebrook/Iowa Western CC
25	Justin Crawford	RB	6-0	200	Sr.	1vl	Columbus, Ga./Hardaway/NW Mississippi CC
25	Osman Kamara	S	5-10	197	r-Fr.	RS	Harrisburg, Pa./Bishop McDevitt
26	Deamonte Lindsay	S	6-2	205	r-So.	1vl	Martinsburg, W.Va./Martinsburg
27	E.J. Brown	S	5-11	210	Fr.	HS	Stone Mountain, Ga./Tucker
28	Elijah Wellman	TE/FB	6-2	241	r-Sr.	3vl	Huntington, W.Va./Spring Valley
29	Sean Mahone	CB	6-0	199	r-Fr.	RS	Liberty Township, Ohio/Lakota West
30	Evan Staley	K	6-1	187	r-Fr.	RS	Romney, W.Va./Hampshire
31	Zach Sandwisch	LB	6-2	221	r-Fr.	RS	Woodville, Ohio/Central Catholic
32	Jacquez Adams	CB	5-11	170	r-Fr.	RS	Reisterstown, Md./Milford Academy
32	Martell Pettaway	RB	5-10	208	So.	1vl	Detroit, Mich./Martin Luther King
33	Quondarius Qualls	LB	6-1	222	Jr.	JC	Farmerville, La./Union Parish/NW Mississippi CC
34	Shea Campbell	LB	6-0	225	r-So.	SQ	Morgantown, W.Va./Morgantown
35	Collin Smith	S	6-0	200	Fr.	HS	Ligonier, Pa./Ligonier Valley
35	Brady Watson	RB	5-7	202	r-So.	SQ	Ridgeley, W.Va./Frankfort
36	Ricky Johns	S	6-3	192	Fr.	HS	North Wales, Pa./North Penn
37	Kevin Williams	CB	6-0	198	r-So.	SQ	Pompano Beach, Fla./Blanche Ely
38	Shane Commodore	S	6-0	210	r-Sr.	1vl	Morgantown, W.Va./Morgantown
39	Dante Bonamico	S	5-8	199	r-Fr.	RS	Bridgeport, W.Va./Bridgeport
40	Fontez Davis	CB	5-11	188	Jr.	JC	Chatham, Ill./Edwardsville/Butler CC
41	Jonah Campbell	LB	6-1	227	r-Fr.	RS	Morgantown, W.Va./Morgantown
41	Elijah Drummond	TE/FB	6-0	232	r-Fr.	RS	Bridgeport, W.Va./Bridgeport
42	Logan Thimons	LB	6-1	228	r-Fr.	RS	Sarver, Pa./Freeport Area
43	Luke Hogan	K	6-1	210	r-Fr.	TR	Keller, Texas/Keller/Houston
44	Hodari Christian II	LB	6-0	228	r-Sr.	1vl	McKeesport, Pa./McKeesport
45	Adam Hensley	LB	6-3	228	So.	1vl	Centerville, Ohio/Centerville
46	Reese Donahue	DL	6-4	263	So.	1vl	Ona, W.Va./Cabell Midland
48	Mike Molina	K	5-8	182	r-Sr.	1vl	Hurricane, W.Va./Hurricane

## 2017 MOUNTAINEER ROSTER

49	Lamonte McDougale	DL	5-10	295	Fr.	HS	Pompano Beach, Fla./Deerfield Beach
51	Kyle Poland	LS	6-1	228	r-Fr.	RS	Morgantown, W.Va./Morgantown
52	Nick Meadows	LS	5-11	225	r-Sr.	1vl	Williamstown, W.Va./Williamstown
53	Colton McKivitz	OL	6-7	306	r-So.	1vl	Jacobsburg, Ohio/Union Local
55	Yodny Cajuste	OL	6-5	308	r-Jr.	1vl	Miami, Fla./Miramar
56	Grant Lingafelter	OL	6-6	305	r-Sr.	2vl	Chagrin Falls, Ohio/Chagrin Falls
56	Darius Stills	DL	6-4	278	Fr.	HS	Fairmont, W.Va./Fairmont Senior
57	Nate Green	OL	6-4	252	r-Fr.	RS	Wellsburg, W.Va./Brooke
58	Ray Raulerson	OL	6-4	295	r-Jr.	SQ	Tampa, Fla./Plant/Tennessee
59	Luke Williams	LB	6-0	227	r-Fr.	RS	Parkersburg, W.Va./Parkersburg South
60	Adam Stille	OL	6-0	270	Fr.	HS	Martinsburg, W.Va./Martinsburg
61	Zach Davis	OL	6-2	302	r-Fr.	RS	St. Mary's, W.Va./St. Mary's
62	Kyle Bosch	OL	6-5	298	r-Sr.	2vl	St. Charles, Ill./St. Francis/Michigan
64	Rex Sunahara	LS	6-6	230	r-So.	SQ	Bay Village, Ohio/Rhode Island
65	Isaiah Hardy	OL	6-7	340	Jr.	JC	Laurel Springs, N.J./Timber Creek/Lackawanna Coll.
67	Alec Shriner	OL	6-4	305	r-So.	SQ	Oviedo, Fla./Oviedo
70	D.J. Carozza	DL	5-10	302	r-Sr.	SQ	Parkersburg, W.Va./Parkersburg
70	Tyler Thurmond	OL	6-5	282	Fr.	HS	Buford, Ga./Buford
72	Kelby Wickline	OL	6-5	295	r-So.	JC	Stillwater, Okla./Stillwater/UTSA/Jones JC
73	Josh Sills	OL	6-6	315	r-Fr.	RS	Byesville, Ohio/Meadowbrook
76	Chase Behrnt	OL	6-4	302	r-Fr.	RS	Wildwood, Mo./Lafayette
78	Jacob Buccigrossi	OL	6-3	298	r-Fr.	RS	Pittsburgh, Pa./North Hills
79	Matt Jones	OL	6-3	318	r-So.	SQ	Hubbard, Ohio/Hubbard
80	Jonn Young	K/P	6-0	193	r-Fr.	RS	Advance, N.C./Davie
82	Dominique Maiden	WR	6-5	204	Jr.	JC	Temecula, Calif./Temecula Valley/Riverside City
83	Alejandro Marenco III	WR	5-9	183	r-Sr.	SQ	Houston, Texas/Alief Taylor/Riverside City
84	Jovani Haskins	TE/FB	6-4	245	r-Fr.	TR	Bergenfield, N.J./Bergenfield/Miami
85	Ricky Rogers	WR	6-1	205	r-Jr.	SQ	Monroeville, Pa./Gateway
86	William Crest Jr.	WR	6-1	212	r-Jr.	1vl	Baltimore, Md./Dunbar
87	Stone Wolfley	DL	6-4	267	r-So.	SQ	Morgantown, W.Va./Morgantown
88	Adam Shuler II	DL	6-4	268	r-So.	1vl	Altamonte Springs, Fla./Lyman
88	Trevon Wesco	TE/FB	6-4	268	r-Jr.	1vl	Martinsburg, W.Va./Musselman/Lackawanna Coll.
89	Matt Bezjak	TE/FB	6-5	245	r-Fr.	RS	Loveland, Ohio/Loveland
90	Brenon Thrift	DL	6-2	292	Jr.	TR	Monroeville, Pa./Gateway/Temple/Lackawanna/Penn State
91	Ezekiel Rose	DL	6-3	265	Jr.	JC	Clarksdale, Miss./Clarksdale/East Mississippi CC
92	Mac Christy	TE/FB	6-4	245	Fr.	HS	Saxonburg, Pa./Knoch
92	Jon Lewis	DL	6-3	275	r-Sr.	1vl	Morgantown, W.Va./University
94	Jalen Harvey	DL	6-3	310	r-Jr.	JC	Birmingham, Ala./Clay-Chalkville/NW Miss. CC
95	Jeffery Pooler Jr.	DL	6-2	265	r-Fr.	RS	Dayton, Ohio/Dunbar
96	Jaleel Fields	DL	6-1	298	r-Jr.	SQ	Aliquippa, Pa./Aliquippa
99	Xavier Pegues	DL	6-2	292	r-Sr.	SQ	Oxford, Miss./Oxford/Itawamba CC



# MOUNTAINEER OFFENSE



## JUSTIN CRAWFORD

Height: 6-0 | Weight: 200 | Class: Senior  
Last School: Northwest Miss. CC | Hometown: Columbus, Ga.

### 2017 Notes

- ✓ Played in all 13 games in 2016 and started four
- ✓ Finished with 1,184 yards and four touchdowns, leading returning rusher in the Big 12
- ✓ Preseason All-Big 12 Conference (Athlon Sports, Lindy's, Phil Steele, Street & Smith's)

### 2017 Game-By-Game

Opponent	Att.	Yds	Avg.	TDs	Long	Rec	Yds	TDs
Virginia Tech								
East Carolina								
Delaware State								
Kansas								
TCU								
Texas Tech								
Baylor								
Oklahoma State								
Iowa State								
Kansas State								
Texas								
Oklahoma								
<b>Totals</b>								

### 2017 Single-Game Bests

Rushing Yards	.....
Rushing Attempts	.....
Rushing Touchdowns	.....
Long Rush	.....
Receptions	.....
Receiving Yards	.....
Receiving Touchdowns	.....
Long Reception	.....

### Career Bests

Rushing Yards	.....	331 vs. Oklahoma ('16)
Rushing Attempts	.....	28 vs. Baylor ('16)
Rushing Touchdowns	.....	1(4 times)
Long Rush	.....	63 vs. Baylor ('16)
Receptions	.....	5 vs. Missouri ('16)
Receiving Yards	.....	36 vs. BYU ('16)
Receiving Touchdowns	.....	1 at Texas Tech ('16)
Long Reception	.....	17 vs. BYU ('16)

### Crawford's Rushing Statistics

Year	Games	Att.	Yards	Avg.	TD	Long
2017						
2016	13	163	1,184	7.3	4	63

### Crawford's Receiving Statistics

Year	Games	No.	Yards	Avg.	TD	Long
2017						
2016	13	14	68	4.9	1	17



## WILL GRIER

Height: 6-2 | Weight: 214 | Class: Redshirt Junior  
Last School: Florida | Hometown: Davidson, N.C.

### 2017 Notes

- ✓ Big 12 Conference Newcomer of the Year
- ✓ Played in six games and started five at Florida
- ✓ Led the Gators to a 6-0 record and Top 10 ranking before his season ended
- ✓ Completed 106-of-161 passes for 1,204 yards and 10 touchdowns

### 2017 Game-By-Game

Opponent	Comp.	Att.	Int.	Pct.	Yards	TDs	Long
Virginia Tech							
East Carolina							
Delaware State							
Kansas							
TCU							
Texas Tech							
Baylor							
Oklahoma State							
Iowa State							
Kansas State							
Texas							
Oklahoma							
<b>Totals</b>							

### 2017 Single-Game Bests

Rushing Yards	.....
Rushing Attempts	.....
Rushing Touchdowns	.....
Long Rush	.....
Passing Attempts	.....
Passing Completions	.....
Passing Yards	.....
Passing Touchdowns	.....
Long Completion	.....

### Grier's Passing Statistics

Year	Games	C/A	Pct.	Yards	TD	Int.	Long
2017							



## GARY JENNINGS JR.

Height: 6-1 | Weight: 210 | Class: Junior  
Last School: Colonial Forge | Hometown: Stafford, Va.

### 2017 Notes

- ✓ Has played in 26 career games and started one
- ✓ Earned the first start of his career against Miami in the Russell Athletic Bowl

### 2017 Game-By-Game

Opponent	No.	Yards	Avg.	TDs	Long
Virginia Tech					
East Carolina					
Delaware State					
Kansas					
TCU					
Texas Tech					
Baylor					
Oklahoma State					
Iowa State					
Kansas State					
Texas					
Oklahoma					
<b>Totals</b>					

### 2017 Single-Game Bests

Receptions	.....
Receiving Yards	.....
Receiving Touchdowns	.....
Long Reception	.....

### Career Bests

Receptions	.....	4 vs. Liberty ('15)
Receiving Yards	.....	69 vs. Baylor ('16)
Receiving Touchdowns	.....	1 (3 times)
Long Reception	.....	64 vs. Arizona State ('15)

### Jennings' Receiving Statistics

Year	Games	No.	Yards	Avg.	TD	Long
2017						
2016	13	10	165	16.5	2	58
2015	13	7	116	16.6	1	64
<b>Totals</b>	<b>26</b>	<b>17</b>	<b>281</b>	<b>16.5</b>	<b>3</b>	<b>64</b>





## KENNEDY MCKOY

Height: 6-0 | Weight: 201 | Class: Sophomore  
Last School: North Davidson | Hometown: Lexington, N.C.

### 2017 Notes

- ✓ Played in 13 games as a true freshman in 2016, including two starts
- ✓ Ran for a career-best 127 yards with a long of 44 yards against Kansas

### 2017 Game-By-Game

Opponent	Att.	Yds	Avg.	TDs	Long	Rec	Yds	TDs
Virginia Tech								
East Carolina								
Delaware State								
Kansas								
TCU								
Texas Tech								
Baylor								
Oklahoma State								
Iowa State								
Kansas State								
Texas								
Oklahoma								
<b>Totals</b>								

### 2017 Single-Game Bests

Rushing Yards	127 vs. Kansas ('16)
Rushing Attempts	25 at Texas ('16)
Rushing Touchdowns	2 at Texas ('16)
Long Rush	44 vs. Kansas ('16)
Receptions	3 at Texas ('16)
Receiving Yards	21 vs. Youngstown State ('16)
Receiving Touchdowns	1 vs. Youngstown State ('16)
Long Reception	21 vs. Youngstown State ('16)

### Career Bests

Rushing Yards	127 vs. Kansas ('16)
Rushing Attempts	25 at Texas ('16)
Rushing Touchdowns	2 at Texas ('16)
Long Rush	44 vs. Kansas ('16)
Receptions	3 at Texas ('16)
Receiving Yards	21 vs. Youngstown State ('16)
Receiving Touchdowns	1 vs. Youngstown State ('16)
Long Reception	21 vs. Youngstown State ('16)

### McKoy's Rushing Statistics

Year	Games	Att.	Yards	Avg.	TD	Long
2017						
2016	13	73	472	6.5	4	44

### McKoy's Receiving Statistics

Year	Games	No.	Yards	Avg.	TD	Long
2017						
2016	12	8	59	7.4	1	21



## MARTELL PETTAWAY

Height: 5-10 | Weight: 208 | Class: Sophomore  
Last School: Martin Luther King | Hometown: Detroit, Mich.

### 2017 Notes

- ✓ Played in three games as a true freshman in 2016
- ✓ Ran for a career-best 181 yards with a long of 23 yards at Iowa State

### 2017 Game-By-Game

Opponent	Att.	Yds	Avg.	TDs	Long	Rec	Yds	TDs
Virginia Tech								
East Carolina								
Delaware State								
Kansas								
TCU								
Texas Tech								
Baylor								
Oklahoma State								
Iowa State								
Kansas State								
Texas								
Oklahoma								
<b>Totals</b>								

### 2017 Single-Game Bests

Rushing Yards	181 at Iowa State ('16)
Rushing Attempts	30 at Iowa State ('16)
Rushing Touchdowns	1 at Iowa State ('16)
Long Rush	23 at Iowa State ('16)
Receptions	1 at Iowa State ('16); vs. Miami ('16)
Receiving Yards	25 at Iowa State ('16)
Receiving Touchdowns	
Long Reception	25 at Iowa State ('16)

### Career Bests

Rushing Yards	181 at Iowa State ('16)
Rushing Attempts	30 at Iowa State ('16)
Rushing Touchdowns	1 at Iowa State ('16)
Long Rush	23 at Iowa State ('16)
Receptions	1 at Iowa State ('16); vs. Miami ('16)
Receiving Yards	25 at Iowa State ('16)
Receiving Touchdowns	
Long Reception	25 at Iowa State ('16)

### Pettaway's Rushing Statistics

Year	Games	Att.	Yards	Avg.	TD	Long
2017						
2016	3	49	260	5.3	1	23

### Pettaway's Receiving Statistics

Year	Games	No.	Yards	Avg.	TD	Long
2017						
2016	3	2	21	10.5	0	25



## REGGIE ROBERSON JR.

Height: 5-11 | Weight: 192 | Class: Freshman  
Last School: Mesquite Horn | Hometown: DeSoto, Texas

### 2017 Notes

### 2017 Game-By-Game

Opponent	No.	Yards	Avg.	TDs	Long
Virginia Tech					
East Carolina					
Delaware State					
Kansas					
TCU					
Texas Tech					
Baylor					
Oklahoma State					
Iowa State					
Kansas State					
Texas					
Oklahoma					
<b>Totals</b>					

### 2017 Single-Game Bests

Receptions	
Receiving Yards	
Receiving Touchdowns	
Long Reception	

### Roberson's Receiving Statistics

Year	Games	No.	Yards	Avg.	TD	Long
2017						



## DAVID SILLS

Height: 6-4 | Weight: 203 | Class: Redshirt Junior  
Last School: El Camino CC | Hometown: Wilmington, Del.

### 2017 Notes

- ✓ Has played in eight career games and started one
- ✓ Enrolled in January after playing quarterback at El Camino CC in 2016
- ✓ Played receiver as a true freshman at WVU in 2015 after being signed as a quarterback

### 2017 Game-By-Game

Opponent	No.	Yards	Avg.	TDs	Long
Virginia Tech					
East Carolina					
Delaware State					
Kansas					
TCU					
Texas Tech					
Baylor					
Oklahoma State					
Iowa State					
Kansas State					
Texas					
Oklahoma					
<b>Totals</b>					

### 2017 Single-Game Bests

Receptions.....	
Receiving Yards.....	
Receiving Touchdowns.....	
Long Reception.....	

### Career Bests

Receptions.....	3 at TCU ('15)
Receiving Yards.....	64 at Baylor ('15)
Receiving Touchdowns.....	1 at Baylor ('15)
Long Reception.....	1 vs. Arizona State ('15)
Long Reception.....	35 at Baylor ('15)

### Sills' Receiving Statistics

Year	Games	No.	Yards	Avg.	TD	Long
2017						
2015	8	7	131	18.7	2	35
<b>Totals</b>	<b>8</b>	<b>7</b>	<b>131</b>	<b>18.7</b>	<b>2</b>	<b>35</b>



## ELIJAH WELLMAN

Height: 6-2 | Weight: 241 | Class: Redshirt Senior  
Last School: Spring Valley | Hometown: Huntington, W.Va.

### 2017 Notes

- ✓ Has played in 38 career games and started nine

### 2017 Game-By-Game

Opponent	Att.	Yds	Avg.	TDs	Long	Rec	Yds	TDs
Virginia Tech								
East Carolina								
Delaware State								
Kansas								
TCU								
Texas Tech								
Baylor								
Oklahoma State								
Iowa State								
Kansas State								
Texas								
Oklahoma								
<b>Totals</b>								

### 2017 Single-Game Bests

Rushing Yards.....	
Rushing Attempts.....	
Rushing Touchdowns.....	
Long Rush.....	
Receptions.....	
Receiving Yards.....	
Receiving Touchdowns.....	
Long Reception.....	

### Career Bests

Rushing Yards.....	35 vs. Iowa State ('15)
Rushing Attempts.....	5 at Kansas, vs. Iowa State ('15)
Rushing Touchdowns.....	1 vs. Texas ('15)
Long Rush.....	14 vs. Iowa State ('15)
Receptions.....	1 (10 times)
Receiving Yards.....	10 vs. Alabama ('14)
Receiving Touchdowns.....	1 (3 times)
Long Reception.....	10 vs. Alabama ('14)

### Wellman's Rushing Statistics

Year	Games	Att.	Yards	Avg.	TD	Long
2017						
2016	13	14	44	3.1	0	11
2015	13	14	73	5.2	1	17
2014	12	2	4	2.0	0	2
<b>Totals</b>	<b>38</b>	<b>30</b>	<b>121</b>	<b>4.0</b>	<b>1</b>	<b>17</b>

### Wellman's Receiving Statistics

Year	Games	No.	Yards	Avg.	TD	Long
2017						
2016	13	2	8	4.0	0	4
2015	13	5	16	3.1	2	7
2014	12	4	11	2.8	1	10
<b>Totals</b>	<b>38</b>	<b>11</b>	<b>35</b>	<b>3.2</b>	<b>3</b>	<b>10</b>



## TREVON WESCO

Height: 6-4 | Weight: 268 | Class: Redshirt Junior  
Last School: Lackawanna College | Hometown: Martinsburg, W.Va.

### 2017 Notes

- ✓ Has played in 10 career games

### 2017 Game-By-Game

Opponent	No.	Yards	Avg.	TDs	Long
Virginia Tech					
East Carolina					
Delaware State					
Kansas					
TCU					
Texas Tech					
Baylor					
Oklahoma State					
Iowa State					
Kansas State					
Texas					
Oklahoma					
<b>Totals</b>					

### 2017 Single-Game Bests

Receptions.....	
Receiving Yards.....	
Receiving Touchdowns.....	
Long Reception.....	

### Career Bests

Receptions.....	1 at Iowa State ('16)
Receiving Yards.....	6 at Iowa State ('16)
Receiving Touchdowns.....	1 at Iowa State ('16)
Long Reception.....	6 at Iowa State ('16)

### Wesco's Receiving Statistics

Year	Games	No.	Yards	Avg.	TD	Long
2017						
2016	10	1	6	6.0	1	6
<b>Totals</b>	<b>10</b>	<b>1</b>	<b>6</b>	<b>6.0</b>	<b>1</b>	<b>6</b>



## KA'RAUN WHITE

Height: 6-2 | Weight: 216 | Class: Redshirt Senior  
 Last School: Lackawanna College | Hometown: Macungie, Pa.

### 2017 Notes

- ✓ Has played in 20 career games and started 13
- ✓ Preseason All-Big 12 Conference (Athlon Sports, Lindy's, Phil Steele)

### 2017 Game-By-Game

Opponent	No.	Yards	Avg.	TDs	Long
Virginia Tech					
East Carolina					
Delaware State					
Kansas					
TCU					
Texas Tech					
Baylor					
Oklahoma State					
Iowa State					
Kansas State					
Texas					
Oklahoma					
<b>Totals</b>					

### 2017 Single-Game Bests

Receptions.....	
Receiving Yards.....	
Receiving Touchdowns.....	
Long Reception .....	

### Career Bests

Receptions.....	7 at Texas Tech ('16)
Receiving Yards.....	116 vs. Arizona State ('15)
Receiving Touchdowns.....	1 (5 times)
Long Reception .....	64 vs. Arizona State ('15)

### White's Receiving Statistics

Year	Games	No.	Yards	Avg.	TD	Long
2017						
2016	11	48	583	12.1	5	53
2015	9	15	275	18.3	0	64
<b>Totals</b>	<b>20</b>	<b>63</b>	<b>858</b>	<b>13.6</b>	<b>5</b>	<b>53</b>



## DRAVON ASKEW-HENRY

Height: 6-0 | Weight: 195 | Class: Redshirt Junior  
Last School: Aliquippa | Hometown: Aliquippa, Pa.

### 2017 Notes

- ✓ Has started all 26 games in his career
- ✓ Preseason All-American (Phil Steele)
- ✓ Preseason All-Big 12 (Athlon Sports, Phil Steele, Street & Smith's)

### 2017 Game-By-Game

Opponent	UT/AT/TT	TFL	Sacks	FF	FR	Int	PBU
Virginia Tech							
East Carolina							
Delaware State							
Kansas							
TCU							
Texas Tech							
Baylor							
Oklahoma State							
Iowa State							
Kansas State							
Texas							
Oklahoma							
<b>Totals</b>							

### 2017 Season-Game Bests

Unassisted Tackles	.....
Assisted Tackles	.....
Total Tackles	.....
Tackles For Loss	.....
Sacks	.....
Forced Fumbles	.....
Fumble Recoveries	.....
Interceptions	.....
Pass Breakups	.....

### Career Bests

Unassisted Tackles	..... 8 vs. Texas A&M ('14)
Assisted Tackles	..... 3 vs. Alabama ('14), vs. OSU ('15)
Total Tackles	..... 8 vs. Texas A&M ('14)
Tackles For Loss	..... 1 vs. Kansas State ('14)
Sacks	.....
Forced Fumbles	.....
Fumble Recoveries	.....
Interceptions	..... 2 vs. Oklahoma State ('14)
Pass Breakups	..... 1 (6 times)

### Askew-Henry's Defensive Statistics

Year	GP	T/A/TT	TFL	Sacks	INT	PB	FF	FR
2017								
2015	13	47/12/59	1/2	0	1/0	4	0	0
2014	13	36/8/45	1/3	0	2/53	2	0	0
<b>Totals</b>	<b>26</b>	<b>83/21/104</b>	<b>2/5</b>	<b>0</b>	<b>3/53</b>	<b>6</b>	<b>0</b>	<b>0</b>



## TOYOUS AVERY

Height: 5-11 | Weight: 204 | Class: Redshirt Junior  
Last School: Coffeyville CC | Hometown: Covington, Ga.

### 2017 Notes

- ✓ Saw action in 11 games in 2016, including one start
- ✓ Earned first career start against Miami

### 2017 Game-By-Game

Opponent	UT/AT/TT	TFL	Sacks	FF	FR	Int	PBU
Virginia Tech							
East Carolina							
Delaware State							
Kansas							
TCU							
Texas Tech							
Baylor							
Oklahoma State							
Iowa State							
Kansas State							
Texas							
Oklahoma							
<b>Totals</b>							

### 2017 Season-Game Bests

Unassisted Tackles	.....
Assisted Tackles	.....
Total Tackles	.....
Tackles For Loss	.....
Sacks	.....
Forced Fumbles	.....
Fumble Recoveries	.....
Interceptions	.....
Pass Breakups	.....

### Career Bests

Unassisted Tackles	..... 4 (3 times)
Assisted Tackles	..... 2 vs. Miami ('16)
Total Tackles	..... 5 vs. Baylor ('16); vs. Miami ('16)
Tackles For Loss	..... 1 at Texas ('16)
Sacks	.....
Forced Fumbles	.....
Fumble Recoveries	.....
Interceptions	.....
Pass Breakups	..... 1 (3 times)

### Avery's Defensive Statistics

Year	GP	T/A/TT	TFL	Sacks	INT	PB	FF	FR
2017								
2016	11	21/3/24	1/1	0	0	3	0	0
<b>Totals</b>	<b>11</b>	<b>21/3/24</b>	<b>1/1</b>	<b>0</b>	<b>0</b>	<b>3</b>	<b>0</b>	<b>0</b>



## HAKEEM BAILEY

Height: 6-0 | Weight: 193 | Class: Redshirt Sophomore  
Last School: Iowa Western CC | Hometown: Atlanta, Ga.

### 2017 Notes

- ✓ Enrolled at WVU in January

### 2017 Game-By-Game

Opponent	UT/AT/TT	TFL	Sacks	FF	FR	Int	PBU
Virginia Tech							
East Carolina							
Delaware State							
Kansas							
TCU							
Texas Tech							
Baylor							
Oklahoma State							
Iowa State							
Kansas State							
Texas							
Oklahoma							
<b>Totals</b>							

### 2017 Season-Game Bests

Unassisted Tackles	.....
Assisted Tackles	.....
Total Tackles	.....
Tackles For Loss	.....
Sacks	.....
Forced Fumbles	.....
Fumble Recoveries	.....
Interceptions	.....
Pass Breakups	.....

### Bailey's Defensive Statistics

Year	GP	T/A/TT	TFL	Sacks	INT	PB	FF	FR
2017								



## ELIJAH BATTLE

Height: 6-0 | Weight: 190 | Class: Senior  
Last School: Dodge City CC | Hometown: Linden, N.J.

### 2017 Notes

- ✓ Saw action in 11 games in 2016, including three starts

### 2017 Game-By-Game

Opponent	UT/AT/TT	TFL	Sacks	FF	FR	Int	PBU
Virginia Tech							
East Carolina							
Delaware State							
Kansas							
TCU							
Texas Tech							
Baylor							
Oklahoma State							
Iowa State							
Kansas State							
Texas							
Oklahoma							
<b>Totals</b>							

### 2017 Season-Game Bests

Unassisted Tackles	.....
Assisted Tackles	.....
Total Tackles	.....
Tackles For Loss	.....
Sacks	.....
Forced Fumbles	.....
Fumble Recoveries	.....
Interceptions	.....
Pass Breakups	.....

### Career Bests

Unassisted Tackles	.....	6 vs. Baylor ('16)
Assisted Tackles	.....	1 vs. Texas Tech ('16), vs. Baylor ('16)
Total Tackles	.....	7 vs. Baylor ('16)
Tackles For Loss	.....	0.5 vs. Texas Tech ('16)
Sacks	.....	
Forced Fumbles	.....	
Fumble Recoveries	.....	
Interceptions	.....	
Pass Breakups	.....	1 vs. Kansas ('16)

### Battle's Defensive Statistics

Year	GP	T/A/TT	TFL	Sacks	INT	PB	FF	FR
2017								
2016	11	21/2/23	0.5/1	0	0	1	0	0
<b>Totals</b>	<b>11</b>	<b>21/2/23</b>	<b>0.5/1</b>	<b>0</b>	<b>0</b>	<b>1</b>	<b>0</b>	<b>0</b>



## AL-RASHEED BENTON

Height: 6-1 | Weight: 238 | Class: Redshirt Senior  
Last School: Shabazz | Hometown: Newark, N.J.

### 2017 Notes

- ✓ Has played in 39 career games and started 14
- ✓ Preseason All-Big 12 Conference (Phil Steele)

### 2017 Game-By-Game

Opponent	UT/AT/TT	TFL	Sacks	FF	FR	Int	PBU
Virginia Tech							
East Carolina							
Delaware State							
Kansas							
TCU							
Texas Tech							
Baylor							
Oklahoma State							
Iowa State							
Kansas State							
Texas							
Oklahoma							
<b>Totals</b>							

### 2017 Season-Game Bests

Unassisted Tackles	.....
Assisted Tackles	.....
Total Tackles	.....
Tackles For Loss	.....
Sacks	.....
Forced Fumbles	.....
Fumble Recoveries	.....
Interceptions	.....
Pass Breakups	.....

### Career Bests

Unassisted Tackles	.....	10 vs. Oklahoma ('16)
Assisted Tackles	.....	8 vs. Miami ('16)
Total Tackles	.....	14 vs. Oklahoma ('16)
Tackles For Loss	.....	2 vs. Liberty ('15)
Fumble Recoveries	.....	1 at Texas ('16)
Interceptions	.....	1 vs. Youngstown State ('16)
Pass Breakups	.....	

### Benton's Defensive Statistics

Year	GP	T/A/TT	TFL	Sacks	INT	PB	FF	FR
2017								
2016	13	43/37/80	1/1	0	1/13	0	0	1
2015	13	14/7/21	4/8	0	0	0	0	0
2014	13	3/3/6	0	0	0	0	0	0
<b>Totals</b>	<b>39</b>	<b>60/47/107</b>	<b>5/9</b>	<b>0</b>	<b>1/13</b>	<b>0</b>	<b>0</b>	<b>1</b>



## MIKE DANIELS JR.

Height: 5-11 | Weight: 203 | Class: Senior  
Last School: Globe Tech CC | Hometown: Miami, Fla.

### 2017 Notes

- ✓ Has played in six career games

### 2017 Game-By-Game

Opponent	UT/AT/TT	TFL	Sacks	FF	FR	Int	PBU
Virginia Tech							
East Carolina							
Delaware State							
Kansas							
TCU							
Texas Tech							
Baylor							
Oklahoma State							
Iowa State							
Kansas State							
Texas							
Oklahoma							
<b>Totals</b>							

### 2017 Season-Game Bests

Unassisted Tackles	.....
Assisted Tackles	.....
Total Tackles	.....
Tackles For Loss	.....
Sacks	.....
Forced Fumbles	.....
Fumble Recoveries	.....
Interceptions	.....
Pass Breakups	.....

### Career Bests

Unassisted Tackles	.....	1 vs. Iowa State ('16)
Assisted Tackles	.....	
Total Tackles	.....	1 vs. Iowa State ('16)
Tackles For Loss	.....	
Fumble Recoveries	.....	
Interceptions	.....	
Pass Breakups	.....	

### Daniels' Defensive Statistics

Year	GP	T/A/TT	TFL	Sacks	INT	PB	FF	FR
2017								
2016	6	1/0/1	0	0	0	0	0	0
<b>Totals</b>	<b>39</b>	<b>60/47/107</b>	<b>5/9</b>	<b>0</b>	<b>1/13</b>	<b>0</b>	<b>0</b>	<b>1</b>



## REESE DONAHUE

Height: 6-4 | Weight: 263 | Class: Sophomore  
Last School: Cabell Midland | Hometown: Ona, W.Va.

### 2017 Notes

- ✓ Saw action in 12 games in 2016

### 2017 Game-By-Game

Opponent	UT/AT/TT	TFL	Sacks	FF	FR	Int	PBU
Virginia Tech							
East Carolina							
Delaware State							
Kansas							
TCU							
Texas Tech							
Baylor							
Oklahoma State							
Iowa State							
Kansas State							
Texas							
Oklahoma							
<b>Totals</b>							

### 2017 Season-Game Bests

Unassisted Tackles	.....
Assisted Tackles	.....
Total Tackles	.....
Tackles For Loss	.....
Sacks	.....
Forced Fumbles	.....
Fumble Recoveries	.....
Interceptions	.....
Pass Breakups	.....

### Career Bests

Unassisted Tackles	..... 2 vs. Texas Tech ('16)
Assisted Tackles	..... 3 at Iowa State ('16)
Total Tackles	..... 4 at Iowa State ('16)
Tackles For Loss	.....
Sacks	.....
Forced Fumbles	.....
Fumble Recoveries	.....
Interceptions	.....
Pass Breakups	.....

### Donahue's Defensive Statistics

Year	GP	T/A/TT	TFL	Sacks	INT	PB	FF	FR
2017								
2016	12	6/6/12	0	0	0	0	0	0
<b>Totals</b>	<b>12</b>	<b>6/6/12</b>	<b>0</b>	<b>0</b>	<b>0</b>	<b>0</b>	<b>0</b>	<b>0</b>



## MARVIN GROSS JR.

Height: 6-3 | Weight: 205 | Class: Redshirt Senior  
Last School: Dunbar | Hometown: Baltimore, Md.

### 2017 Notes

- ✓ Saw action in 37 career games with one start
- ✓ WVU's 2016 Special Teams Player of the Year

### 2017 Game-By-Game

Opponent	UT/AT/TT	TFL	Sacks	FF	FR	Int	PBU
Virginia Tech							
East Carolina							
Delaware State							
Kansas							
TCU							
Texas Tech							
Baylor							
Oklahoma State							
Iowa State							
Kansas State							
Texas							
Oklahoma							
<b>Totals</b>							

### 2017 Season-Game Bests

Unassisted Tackles	.....
Assisted Tackles	.....
Total Tackles	.....
Tackles For Loss	.....
Sacks	.....
Forced Fumbles	.....
Fumble Recoveries	.....
Interceptions	.....
Pass Breakups	.....

### Career Bests

Unassisted Tackles	..... 3 vs. Baylor ('16)
Assisted Tackles	..... 3 vs. Georgia Southern ('15)
Total Tackles	..... 4 at Iowa State ('16)
Tackles For Loss	..... 6 vs. Baylor ('16)
Sacks	..... 6 at Iowa State ('16)
Forced Fumbles	..... 2 vs. Baylor ('16)
Fumble Recoveries	..... 2 vs. Baylor ('16)
Interceptions	..... 1 vs. TCU ('16), vs. Baylor ('16)
Pass Breakups	..... 1 vs. Baylor ('16)

### Gross' Defensive Statistics

Year	GP	T/A/TT	TFL	Sacks	INT	PB	FF	FR
2017								
2016	13	13/11/24	3/15	2/9	1/18	1	2	0
2015	13	10/5/15	0	0	0	0	0	0
2013	11	9/5/14	1.5/7	0	0	0	0	0
<b>Totals</b>	<b>37</b>	<b>32/21/53</b>	<b>4.5/22</b>	<b>2/9</b>	<b>1/18</b>	<b>1</b>	<b>2</b>	<b>0</b>



## XAVIER PEGUES

Height: 6-2 | Weight: 292 | Class: Redshirt Senior  
Last School: Itawamba CC | Hometown: Oxford, Miss.

### 2017 Notes

### 2017 Game-By-Game

Opponent	UT/AT/TT	TFL	Sacks	FF	FR	Int	PBU
Virginia Tech							
East Carolina							
Delaware State							
Kansas							
TCU							
Texas Tech							
Baylor							
Oklahoma State							
Iowa State							
Kansas State							
Texas							
Oklahoma							
<b>Totals</b>							

### 2017 Season-Game Bests

Unassisted Tackles	.....
Assisted Tackles	.....
Total Tackles	.....
Tackles For Loss	.....
Sacks	.....
Forced Fumbles	.....
Fumble Recoveries	.....
Interceptions	.....
Pass Breakups	.....

### Pegues' Defensive Statistics

Year	GP	T/A/TT	TFL	Sacks	INT	PB	FF	FR
2017								



## DERREK PITTS JR.

Height: 6-1 | Weight: 182 | Class: Freshman  
Last School: South Charleston | Hometown: Dunbar, W.Va.

**2017 Notes**  
✓ Enrolled at WVU in January

### 2017 Game-By-Game

Opponent	UT/AT/TT	TFL	Sacks	FF	FR	Int	PBU
Virginia Tech							
East Carolina							
Delaware State							
Kansas							
TCU							
Texas Tech							
Baylor							
Oklahoma State							
Iowa State							
Kansas State							
Texas							
Oklahoma							
<b>Totals</b>							

### 2017 Season-Game Bests

Unassisted Tackles	
Assisted Tackles	
Total Tackles	
Tackles For Loss	
Sacks	
Forced Fumbles	
Fumble Recoveries	
Interceptions	
Pass Breakups	

### Pitts' Defensive Statistics

Year	GP	T/A/TT	TFL	Sacks	INT	PB	FF	FR
2017								



## XAVIER PRESTON

Height: 6-2 | Weight: 240 | Class: Senior  
Last School: Jensen Beach | Hometown: Stuart, Fla.

**2017 Notes**  
✓ Has played in 32 career games

### 2017 Game-By-Game

Opponent	UT/AT/TT	TFL	Sacks	FF	FR	Int	PBU
Virginia Tech							
East Carolina							
Delaware State							
Kansas							
TCU							
Texas Tech							
Baylor							
Oklahoma State							
Iowa State							
Kansas State							
Texas							
Oklahoma							
<b>Totals</b>							

### 2017 Season-Game Bests

Unassisted Tackles	
Assisted Tackles	
Total Tackles	
Tackles For Loss	
Sacks	
Forced Fumbles	
Fumble Recoveries	
Interceptions	
Pass Breakups	

### Career Bests

Unassisted Tackles	3 at Baylor ('15)
Assisted Tackles	3 at Baylor ('15)
Total Tackles	6 at Baylor ('15)
Tackles For Loss	2 at Baylor ('15)
Sacks	1 at Oklahoma State ('16)
Forced Fumbles	
Fumble Recoveries	
Interceptions	
Pass Breakups	

### Preston's Defensive Statistics

Year	GP	T/A/TT	TFL	Sacks	INT	PB	FF	FR
2017								
2016	10	8/3/11	1/5	1/5	0	0	0	0
2015	13	10/8/18	3/7	0	0	0	0	0
2014	9	1/1/2	0	0	0	0	0	0
<b>Totals</b>	<b>32</b>	<b>19/12/31</b>	<b>4/12</b>	<b>1/5</b>	<b>0</b>	<b>0</b>	<b>0</b>	<b>0</b>



## EZEKIEL ROSE

Height: 6-3 | Weight: 265 | Class: Junior  
Last School: East Mississippi CC | Hometown: Clarksdale, Miss.

**2017 Notes**  
✓ Enrolled at WVU in January

### 2017 Game-By-Game

Opponent	UT/AT/TT	TFL	Sacks	FF	FR	Int	PBU
Virginia Tech							
East Carolina							
Delaware State							
Kansas							
TCU							
Texas Tech							
Baylor							
Oklahoma State							
Iowa State							
Kansas State							
Texas							
Oklahoma							
<b>Totals</b>							

### 2017 Season-Game Bests

Unassisted Tackles	
Assisted Tackles	
Total Tackles	
Tackles For Loss	
Sacks	
Forced Fumbles	
Fumble Recoveries	
Interceptions	
Pass Breakups	

### Rose's Defensive Statistics

Year	GP	T/A/TT	TFL	Sacks	INT	PB	FF	FR
2017								



## ADAM SHULER II

Height: 6-4 | Weight: 268 | Class: Redshirt Sophomore  
Last School: Lyman | Hometown: Altamonte Springs, Fla.

### 2017 Notes

- ✓ Has played in 13 career games, including one start

### 2017 Game-By-Game

Opponent	UT/AT/TT	TFL	Sacks	FF	FR	Int	PBU
Virginia Tech							
East Carolina							
Delaware State							
Kansas							
TCU							
Texas Tech							
Baylor							
Oklahoma State							
Iowa State							
Kansas State							
Texas							
Oklahoma							
<b>Totals</b>							

### 2017 Season-Game Bests

Unassisted Tackles.....	
Assisted Tackles.....	
Total Tackles.....	
Tackles For Loss.....	
Sacks.....	
Forced Fumbles.....	
Fumble Recoveries.....	
Interceptions.....	
Pass Breakups.....	

### Career Bests

Unassisted Tackles.....	5 vs. Missouri ('16)
Assisted Tackles.....	5 vs. BYU ('16)
Total Tackles.....	7 vs. BYU ('16)
Tackles For Loss.....	1 vs. Baylor ('16)
Sacks.....	1 vs. Miami ('16)
Forced Fumbles.....	1 vs. Baylor ('16)
Fumble Recoveries.....	1 vs. Missouri ('16)
Interceptions.....	
Pass Breakups.....	

### Shuler's Defensive Statistics

Year	GP	T/A/TT	TFL	Sacks	INT	PB	FF	FR
2017								
2016	13	18/15/33	2/2	1/1	0	0	1	0
<b>Totals</b>	<b>13</b>	<b>18/15/33</b>	<b>2/2</b>	<b>1/1</b>	<b>0</b>	<b>0</b>	<b>1</b>	<b>0</b>



## JOVANNI STEWART

Height: 5-9 | Weight: 197 | Class: Sophomore  
Last School: Katy | Hometown: Katy, Texas

### 2017 Notes

- ✓ Has played in 12 games in 2016

### 2017 Game-By-Game

Opponent	UT/AT/TT	TFL	Sacks	FF	FR	Int	PBU
Virginia Tech							
East Carolina							
Delaware State							
Kansas							
TCU							
Texas Tech							
Baylor							
Oklahoma State							
Iowa State							
Kansas State							
Texas							
Oklahoma							
<b>Totals</b>							

### 2017 Season-Game Bests

Unassisted Tackles.....	
Assisted Tackles.....	
Total Tackles.....	
Tackles For Loss.....	
Sacks.....	
Forced Fumbles.....	
Fumble Recoveries.....	
Interceptions.....	
Pass Breakups.....	

### Career Bests

Unassisted Tackles.....	2 vs. BYU ('16)
Assisted Tackles.....	
Total Tackles.....	2 vs. BYU ('16)
Tackles For Loss.....	
Sacks.....	
Forced Fumbles.....	
Fumble Recoveries.....	
Interceptions.....	
Pass Breakups.....	

### Stewart's Defensive Statistics

Year	GP	T/A/TT	TFL	Sacks	INT	PB	FF	FR
2017								
2016	12	2/0/2	0	0	0	0	0	0
<b>Totals</b>	<b>12</b>	<b>2/0/2</b>	<b>0</b>	<b>0</b>	<b>0</b>	<b>0</b>	<b>0</b>	<b>0</b>



## DYLAN TONKERY

Height: 6-0 | Weight: 222 | Class: Redshirt Freshman  
Last School: Bridgeport | Hometown: Bridgeport, W.Va.

### 2017 Notes

- ✓ Brother, Wes, played linebacker for WVU (2012-14)

### 2017 Game-By-Game

Opponent	UT/AT/TT	TFL	Sacks	FF	FR	Int	PBU
Virginia Tech							
East Carolina							
Delaware State							
Kansas							
TCU							
Texas Tech							
Baylor							
Oklahoma State							
Iowa State							
Kansas State							
Texas							
Oklahoma							
<b>Totals</b>							

### 2017 Season-Game Bests

Unassisted Tackles.....	
Assisted Tackles.....	
Total Tackles.....	
Tackles For Loss.....	
Sacks.....	
Forced Fumbles.....	
Fumble Recoveries.....	
Interceptions.....	
Pass Breakups.....	

### Tonkery's Defensive Statistics

Year	GP	T/A/TT	TFL	Sacks	INT	PB	FF	FR
2017								





## KYZIR WHITE

Height: 6-2 | Weight: 216 | Class: Senior

Last School: Lackawanna College | Hometown: Macungie, Pa.

### 2017 Notes

- ✓ Has played in 12 career games with 12 starts
- ✓ Preseason All-Big 12 Conference (Athlon Sports, Lindy's Phil Steele)

### 2017 Game-By-Game

Opponent	UT/AT/TT	TFL	Sacks	FF	FR	Int	PBU
Virginia Tech							
East Carolina							
Delaware State							
Kansas							
TCU							
Texas Tech							
Baylor							
Oklahoma State							
Iowa State							
Kansas State							
Texas							
Oklahoma							
<b>Totals</b>							

### 2017 Season-Game Bests

Unassisted Tackles.....	
Assisted Tackles.....	
Total Tackles.....	
Tackles For Loss.....	
Sacks.....	
Forced Fumbles.....	
Fumble Recoveries.....	
Interceptions.....	
Pass Breakups.....	

### Career Bests

Unassisted Tackles.....	7 vs. Missouri ('16)
Assisted Tackles.....	3 vs. BYU ('16)
Total Tackles.....	9 vs. BYU ('16)
Tackles For Loss.....	2 at Texas ('16)
Sacks.....	2 at Texas ('16)
Forced Fumbles.....	1 at Texas ('16)
.....	vs. Oklahoma ('16)
Fumble Recoveries.....	1 at Texas ('16)
Interceptions.....	
Pass Breakups.....	2 at Iowa State ('16)

### White's Defensive Statistics

Year	GP	T/A/TT	TFL	Sacks	INT	PB	FF	FR
2017								
2016	12	47/11/58	7/26	3/19	0	5	2	1
<b>Totals</b>	<b>12</b>	<b>47/11/58</b>	<b>7/26</b>	<b>3/19</b>	<b>0</b>	<b>5</b>	<b>2</b>	<b>1</b>



## COREY WINFIELD

Height: 6-1 | Weight: 198 | Class: Redshirt Senior

Last School: Syracuse | Hometown: St. Louis, Mo.

### 2017 Notes

### 2017 Game-By-Game

Opponent	UT/AT/TT	TFL	Sacks	FF	FR	Int	PBU
Virginia Tech							
East Carolina							
Delaware State							
Kansas							
TCU							
Texas Tech							
Baylor							
Oklahoma State							
Iowa State							
Kansas State							
Texas							
Oklahoma							
<b>Totals</b>							

### 2017 Season-Game Bests

Unassisted Tackles.....	
Assisted Tackles.....	
Total Tackles.....	
Tackles For Loss.....	
Sacks.....	
Forced Fumbles.....	
Fumble Recoveries.....	
Interceptions.....	
Pass Breakups.....	

### Winfield's Defensive Statistics

Year	GP	T/A/TT	TFL	Sacks	INT	PB	FF	FR
2017								



# MOUNTAINEER SPECIAL TEAMS



## BILLY KINNEY

Height: 6-4 | Weight: 216 | Class: Redshirt Junior  
Last School: University | Hometown: Morgantown, W.Va.

### 2017 Notes

- ✓ Has played in 13 career games

### 2017 Game-By-Game

Opponent	Punts	Yds.	Avg.	Lg.	TB	FC	50+	I-20
Virginia Tech								
East Carolina								
Delaware State								
Kansas								
TCU								
Texas Tech								
Baylor								
Oklahoma State								
Iowa State								
Kansas State								
Texas								
Oklahoma								
<b>Totals</b>								

### 2017 Season-Game Bests

Most Punts.....	
Longest Punt .....	
Best Punting Average .....	
Punts Inside the 20-Yard Line .....	
Punts of More Than 50 Yards .....	

### 2016 Season-Game Bests

Most Punts.....	8 vs. Miami ('16)
Longest Punt .....	63 vs. Miami ('16)
Best Punting Average .....	49.2 vs. Youngstown St. ('16)
Punts Inside the 20-Yard Line .....	3 vs. Miami ('16)
Punts of More Than 50 Yards .....	2 (3 times)

### Kinney's Punting Statistics

Year	Punts	Yards	Avg.	Long	TB	FC	50+	I-20
2017								
2016	59	2,462	41.7	63	5	22	7	17
<b>Totals</b>	<b>59</b>	<b>2,462</b>	<b>41.7</b>	<b>63</b>	<b>5</b>	<b>22</b>	<b>7</b>	<b>17</b>



## MIKE MOLINA

Height: 5-8 | Weight: 182 | Class: Redshirt Senior  
Last School: Hurricane | Hometown: Hurricane, W.Va.

### 2016 Notes

- ✓ Has played in 18 career games
- ✓ Preseason All-Big 12 Conference (Lindy's, Phil Steele, Street & Smith's)

### 2017 Game-By-Game

Opponent	FGM/FGA	Pct.	Long	XP/XPA	Pts.
Virginia Tech					
East Carolina					
Delaware State					
Kansas					
TCU					
Texas Tech					
Baylor					
Oklahoma State					
Iowa State					
Kansas State					
Texas					
Oklahoma					
<b>Totals</b>					

### 2017 FG SEQUENCE

Virginia Tech	
East Carolina	
Delaware State	
Kansas	
TCU	
Texas Tech	
Baylor	
Oklahoma State	
Iowa State	
Kansas State	
Texas	
Oklahoma	
<b>Totals</b>	

Numbers in (parentheses) indicate FG was made.

### 2017 Season-Game Bests

Field Goals Made .....	
Field Goals Attempted .....	
Field Goal Percentage .....	
Longest Field Goal .....	
Extra Points Made .....	
Extra Points Attempted .....	
Most Kickoff Yards .....	
Best Kickoff Average .....	
Most Touchbacks .....	

### Career Bests

Field Goals Made .....	4 vs. Missouri ('16)
Field Goals Attempted .....	4 vs. Missouri ('16)
Field Goal Percentage .....	1.000 vs. Missouri, Texas ('16)
Longest Field Goal .....	50 vs. Baylor ('16)
Extra Points Made .....	7 vs. Iowa State ('16)
Extra Points Attempted .....	7 vs. Iowa State ('16)
Most Kickoff Yards .....	537 vs. Kansas ('16)
Best Kickoff Average .....	65.0 vs. Texas, Miami ('16)
Most Touchbacks .....	5 vs. Texas Tech ('16)

### Molina's Field Goal Statistics

Year	FG/A	Pct.	1/29	30/39	40/49	50+	LG
2017							
2016	15/22	.681	6/7	7/10	1/4	1/1	50
2015	0	0	0	0	0	0	0
<b>Totals</b>	<b>15/22</b>	<b>.681</b>	<b>6/7</b>	<b>7/10</b>	<b>1/3</b>	<b>1/1</b>	<b>50</b>

### Molina's Kickoff Statistics

Year	Kickoffs	Yards	Avg.	TB
2017				
2016	79	4,608	58.3	25
2015	8	510	63.8	3
<b>Totals</b>	<b>87</b>	<b>5,118</b>	<b>58.8</b>	<b>28</b>



## GARY JENNINGS JR.

Height: 6-1 | Weight: 210 | Class: Junior  
 Last School: Colonial Forge | Hometown: Stafford, Va.

### 2017 Notes

- ✓ Has played in 26 career games
- ✓ Will handle punt and kickoff return duties

### 2017 Game-By-Game Punt Return Statistics

Opponent	No.	Yards	Avg.	TDs	Long
Virginia Tech					
East Carolina					
Delaware State					
Kansas					
TCU					
Texas Tech					
Baylor					
Oklahoma State					
Iowa State					
Kansas State					
Texas					
Oklahoma					
<b>Totals</b>					

### 2017 Game-By-Game Kickoff Return Statistics

Opponent	No.	Yards	Avg.	TDs	Long
Virginia Tech					
East Carolina					
Delaware State					
Kansas					
TCU					
Texas Tech					
Baylor					
Oklahoma State					
Iowa State					
Kansas State					
Texas					
Oklahoma					
<b>Totals</b>					

### 2017 Single-Game Bests

Punt Returns.....	.....
Punt Return Yards .....	.....
Touchdowns.....	.....
Long Punt Return .....	.....
Kickoff Returns .....	.....
Kickoff Return Yards.....	.....
Touchdowns.....	.....
Long Kickoff Return .....	.....

### Career Bests

Punt Returns.....	4 vs. Missouri ('16)
Punt Return Yards .....	21 vs. Arizona State ('15)
Touchdowns.....	.....
Long Return.....	21 vs. Arizona State ('15)
Kickoff Returns .....	3 at Baylor ('15)
Kickoff Return Yards.....	64 at Baylor ('15)
Touchdowns.....	.....
Long Kickoff Return .....	35 at Kansas State ('15)

### Jennings' Punt Return Statistics

Year	Games	No.	Yards	Avg.	TD	Long
2017						
2016	13	21	39	1.9	0	18
2015	13	13	69	5.3	0	21
<b>Totals</b>	<b>26</b>	<b>34</b>	<b>108</b>	<b>3.2</b>	<b>0</b>	<b>21</b>

### Jennings' Kickoff Return Statistics

Year	Games	No.	Yards	Avg.	TD	Long
2017						
2016	13	2	28	14.0	0	21
2015	13	5	117	23.4	0	35
<b>Totals</b>	<b>26</b>	<b>7</b>	<b>145</b>	<b>21.0</b>	<b>0</b>	<b>35</b>

West Virginia University  
West Virginia Game Results (as of Jan 13, 2017)  
All games

Date	Opponent	Score	Overall Record	Conference Record	Time	Attend
Sep 3, 2016	MISSOURI	W 26-11	1- 0- 0	0- 0- 0	3:27	60125
Sep 10, 2016	YOUNGSTOWN STATE	W 38-21	2- 0- 0	0- 0- 0	3:38	56261
! Sep 24, 2016	vs BYU	W 35-32	3- 0- 0	0- 0- 0	3:23	38207
* Oct. 1, 2016	KANSAS STATE	W 17-16	4- 0- 0	1- 0- 0	3:25	61701
* Oct 15, 2016	at Texas Tech	W 48-17	5- 0- 0	2- 0- 0	3:37	54111
* Oct 22, 2016	TCU	W 34-10	6- 0- 0	3- 0- 0	3:23	61780
* Oct 29, 2016	at Oklahoma State	20-37 L	6- 1- 0	3- 1- 0	3:22	59584
* Nov 5, 2016	KANSAS	W 48-21	7- 1- 0	4- 1- 0	3:37	56343
* Nov 12, 2016	at Texas	W 24-20	8- 1- 0	5- 1- 0	3:45	98673
* Nov 19, 2016	#8 OKLAHOMA	28-56 L	8- 2- 0	5- 2- 0	3:27	57645
* Nov 26, 2016	at Iowa State	W 49-19	9- 2- 0	6- 2- 0	3:47	51365
* Dec 3, 2016	BAYLOR	W 24-21	10- 2- 0	7- 2- 0	3:43	49229
^ Dec 28, 2016	vs Miami	14-31 L	10- 3- 0	7- 2- 0	3:19	48625

\* - Big 12 Conference  
! - FedExField, Landover, Md.  
^ - Russell Athletic Bowl, Orlando, Fla.

Opponent	Score	-----FIRST DOWNS-----				---RUSHING---		-----PASSING-----			--TOTAL OFFENSE--		Return Yards	Turn-Overs	
		Total	Rush	Pass	Pen	Number	Yards	Comp	Att	Int	Yards	Plays			Yards
MISSOURI.....	26-11	24/26	9/13	13/11	2/2	48-241	/ 47-180	23-37-	2 / 24-53-	0	253/282	85-494	/ 100-462	71/57	3/1
YOUNGSTOWN STATE....	38-21	30/21	11/10	16/10	3/1	46-235	/ 41-185	20-33-	1 / 15-32-	1	389/220	79-624	/ 73-405	68/130	1/1
BYU.....	35-32	26/27	7/12	17/14	2/1	35-149	/ 40-280	31-40-	1 / 23-36-	3	332/241	75-481	/ 76-521	175/157	2/4
KANSAS STATE.....	17-16	21/17	6/7	15/8	0/2	35-124	/ 42-120	24-41-	1 / 10-30-	1	298/166	76-422	/ 72-286	52/101	2/1
Texas Tech.....	48-17	28/21	15/6	12/12	1/3	46-332	/ 27-34	21-31-	0 / 32-50-	1	318/345	77-650	/ 77-379	29/92	0/1
TCU.....	34-10	25/18	11/11	12/6	2/1	48-158	/ 29-152	16-23-	0 / 18-31-	1	231/148	71-389	/ 60-300	99/113	0/3
Oklahoma State.....	20-37	27/17	12/2	14/13	1/2	41-209	/ 31-85	24-39-	2 / 26-36-	0	212/273	80-421	/ 67-358	28/148	3/0
KANSAS.....	48-21	28/18	13/6	11/10	4/2	47-341	/ 37-150	17-28-	0 / 21-36-	2	264/291	75-605	/ 73-441	83/102	1/2
Texas.....	24-20	22/32	7/16	15/15	0/1	38-114	/ 50-218	21-35-	3 / 31-50-	1	269/318	73-383	/ 100-536	25/66	4/3
OKLAHOMA.....	28-56	22/27	14/15	6/7	2/5	38-388	/ 64-316	12-27-	1 / 9-15-	1	191/169	65-579	/ 79-485	108/136	4/1
Iowa State.....	49-19	25/21	13/9	10/12	2/0	51-272	/ 34-190	13-23-	0 / 23-44-	1	341/371	74-613	/ 78-561	18/220	0/4
BAYLOR.....	24-21	25/19	14/7	5/12	6/0	62-311	/ 41-196	10-26-	0 / 15-31-	2	111/244	88-422	/ 72-440	67/70	0/4
Miami.....	14-31	11/20	3/4	6/14	2/2	39-95	/ 34-81	17-26-	0 / 24-34-	0	134/282	65-229	/ 68-363	27/31	1/0
Totals.....	405-312	314/284	135/118	152/144	27/22	574-2969	/ 517-2187	249-409-	11/271-478-	14	3343/3350	983-6312/	995-5537	850/1423	21/25

Note: Game totals are displayed in the format TEAM/OPPONENT for each category

**West Virginia University**  
**West Virginia Overall Team Statistics (as of Jan 13, 2017)**  
**All games**

<b>Team Statistics</b>	<b>WVU</b>	<b>OPP</b>
SCORING	405	312
Points Per Game	31.2	24.0
Points Off Turnovers	66	68
FIRST DOWNS	314	284
Rushing	135	118
Passing	152	144
Penalty	27	22
RUSHING YARDAGE	2969	2187
Yards gained rushing	3277	2429
Yards lost rushing	308	242
Rushing Attempts	574	517
Average Per Rush	5.2	4.2
Average Per Game	228.4	168.2
TDs Rushing	24	14
PASSING YARDAGE	3343	3350
Comp-Att-Int	249-409-11	271-478-14
Average Per Pass	8.2	7.0
Average Per Catch	13.4	12.4
Average Per Game	257.2	257.7
TDs Passing	26	21
TOTAL OFFENSE	6312	5537
Total Plays	983	995
Average Per Play	6.4	5.6
Average Per Game	485.5	425.9
KICK RETURNS: #-Yards	32-677	49-1125
PUNT RETURNS: #-Yards	21-39	18-108
INT RETURNS: #-Yards	14-134	11-185
KICK RETURN AVERAGE	21.2	23.0
PUNT RETURN AVERAGE	1.9	6.0
INT RETURN AVERAGE	9.6	16.8
FUMBLES-LOST	13-10	20-11
PENALTIES-Yards	85-823	95-891
Average Per Game	63.3	68.5
PUNTS-Yards	59-2462	68-2765
Average Per Punt	41.7	40.7
Net punt average	38.2	38.3
KICKOFFS-Yards	80-4650	64-3995
Average Per Kick	58.1	62.4
Net kick average	36.2	40.1
TIME OF POSSESSION/Game	29:07	30:53
3RD-DOWN Conversions	80/187	83/206
3rd-Down Pct	43%	40%
4TH-DOWN Conversions	8/16	7/20
4th-Down Pct	50%	35%
SACKS BY-Yards	23-154	25-195
MISC YARDS	1	0
TOUCHDOWNS SCORED	51	37
FIELD GOALS-ATTEMPTS	16-24	18-23
ON-SIDE KICKS	0-0	1-3
RED-ZONE SCORES	(46-57) 81%	(42-50) 84%
RED-ZONE TOUCHDOWNS	(33-57) 58%	(25-50) 50%
PAT-ATTEMPTS	(51-51) 100%	(32-33) 97%
ATTENDANCE	403084	263733
Games/Avg Per Game	7/57583	4/65933
Neutral Site Games		2/43416

<b>Score by Quarters</b>	<b>1st</b>	<b>2nd</b>	<b>3rd</b>	<b>4th</b>	<b>OT</b>	<b>Total</b>
West Virginia	95	101	106	103	0	405
Opponents	67	111	60	74	0	312

**West Virginia University**  
**West Virginia Overall Individual Statistics (as of Jan 13, 2017)**  
**All games**

<u>Rushing</u>	<u>gp</u>	<u>att</u>	<u>gain</u>	<u>loss</u>	<u>net</u>	<u>avg</u>	<u>td</u>	<u>lg</u>	<u>avg/g</u>
Crawford, Justin	13	163	1203	19	1184	7.3	4	63	91.1
Shell III, Rushel	10	113	531	17	514	4.5	5	23	51.4
McKoy, Kennedy	13	73	483	11	472	6.5	4	44	36.3
Howard, Skyler	13	142	675	212	463	3.3	10	38	35.6
Pettaway, Martell	3	49	268	8	260	5.3	1	23	86.7
Wellman, Elijah	13	14	47	3	44	3.1	0	11	3.4
Gibson, Shelton	13	2	29	0	29	14.5	0	25	2.2
Durante, Jovon	13	3	24	9	15	5.0	0	20	1.2
Crest Jr., William	9	4	17	7	10	2.5	0	9	1.1
Orlosky, Tyler	13	1	0	2	-2	-2.0	0	0	-0.2
TEAM	13	10	0	20	-20	-2.0	0	0	-1.5
Total	13	574	3277	308	2969	5.2	24	63	228.4
Opponents	13	517	2429	242	2187	4.2	14	56	168.2

<u>Passing</u>	<u>gp</u>	<u>effic</u>	<u>comp-att-int</u>	<u>pct</u>	<u>yds</u>	<u>td</u>	<u>lg</u>	<u>avg/g</u>
Howard, Skyler	13	146.62	247-404-10	61.1	3328	26	71	256.0
Chugunov, Chris	3	25.20	2-5-1	40.0	15	0	11	5.0
Total	13	145.14	249-409-11	60.9	3343	26	71	257.2
Opponents	13	124.21	271-478-14	56.7	3350	21	75	257.7

<u>Receiving</u>	<u>gp</u>	<u>no.</u>	<u>yds</u>	<u>avg</u>	<u>td</u>	<u>lg</u>	<u>avg/g</u>
Shorts Jr., Daikiel	13	63	894	14.2	5	53	68.8
White, Ka'Raun	11	48	583	12.1	5	53	53.0
Gibson, Shelton	13	43	951	22.1	8	71	73.2
Durante, Jovon	13	35	331	9.5	2	51	25.5
Crawford, Justin	13	14	68	4.9	1	17	5.2
Shell III, Rushel	10	12	100	8.3	0	28	10.0
Jennings, Gary	13	10	165	16.5	2	58	12.7
McKoy, Kennedy	13	9	64	7.1	1	21	4.9
Simms, Marcus	10	6	95	15.8	1	48	9.5
Mathis, Devonte	13	4	57	14.2	0	20	4.4
Pettaway, Martell	3	2	21	10.5	0	25	7.0
Wellman, Elijah	13	2	8	4.0	0	4	0.6
Wesco, Trevon	10	1	6	6.0	1	6	0.6
Total	13	249	3343	13.4	26	71	257.2
Opponents	13	271	3350	12.4	21	75	257.7

<u>Punt Returns</u>	<u>no.</u>	<u>yds</u>	<u>avg</u>	<u>td</u>	<u>lg</u>
Jennings, Gary	21	39	1.9	0	18
Total	21	39	1.9	0	18
Opponents	18	108	6.0	0	27

<u>Interceptions</u>	<u>no.</u>	<u>yds</u>	<u>avg</u>	<u>td</u>	<u>lg</u>
Douglas, Rasul	8	101	12.6	1	54
Tyler, Jeremy	2	0	0.0	0	0
Gross Jr., Marvin	1	18	18.0	0	18
Benton, Al-Rasheed	1	13	13.0	0	13
Fleming, Maurice	1	2	2.0	0	2
Walters, Sean	1	0	0.0	0	0
Total	14	134	9.6	1	54
Opponents	11	185	16.8	1	80

<u>Kick Returns</u>	<u>no.</u>	<u>yds</u>	<u>avg</u>	<u>td</u>	<u>lg</u>
Gibson, Shelton	29	633	21.8	0	51
Jennings, Gary	2	28	14.0	0	21
Durante, Jovon	1	16	16.0	0	16
Total	32	677	21.2	0	51
Opponents	49	1125	23.0	1	97

<u>Fumble Returns</u>	<u>no.</u>	<u>yds</u>	<u>avg</u>	<u>td</u>	<u>lg</u>
Total	0	0	0.0	0	0
Opponents	2	5	2.5	0	5

**West Virginia University**  
**West Virginia Overall Individual Statistics (as of Jan 13, 2017)**  
**All games**

Scoring	td	fg	PAT				dpx	saf	pts
			kick	rush	rcv	pass			
Molina, Mike	-	15-22	51-51	-	-	-	-	96	
Howard, Skyler	10	-	-	-	-	-	-	60	
Gibson, Shelton	8	-	-	-	-	-	-	48	
McKoy, Kennedy	5	-	-	-	-	-	-	30	
Shorts Jr., Daikiel	5	-	-	-	-	-	-	30	
Crawford, Justin	5	-	-	-	-	-	-	30	
White, Ka'Raun	5	-	-	-	-	-	-	30	
Shell III, Rushel	5	-	-	-	-	-	-	30	
Jennings, Gary	2	-	-	-	-	-	-	12	
Durante, Jovon	2	-	-	-	-	-	-	12	
Wesco, Trevon	1	-	-	-	-	-	-	6	
Pettaway, Martell	1	-	-	-	-	-	-	6	
Simms, Marcus	1	-	-	-	-	-	-	6	
Douglas, Rasul	1	-	-	-	-	-	-	6	
Lambert, Josh	-	1-2	-	-	-	-	-	3	
Total	51	16-24	51-51	-	-	-	-	405	
Opponents	37	18-23	32-33	-	2	2-4	-	312	

Total Offense	g	plays	rush	pass	total	avg/g
Howard, Skyler	13	546	463	3328	3791	291.6
Crawford, Justin	13	163	1184	0	1184	91.1
Shell III, Rushel	10	113	514	0	514	51.4
McKoy, Kennedy	13	73	472	0	472	36.3
Pettaway, Martell	3	49	260	0	260	86.7
Wellman, Elijah	13	14	44	0	44	3.4
Gibson, Shelton	13	2	29	0	29	2.2
Chugunov, Chris	3	5	0	15	15	5.0
Durante, Jovon	13	3	15	0	15	1.2
Crest Jr., William	9	4	10	0	10	1.1
Orlosky, Tyler	13	1	-2	0	-2	-0.2
TEAM	13	10	-20	0	-20	-1.5
Total	13	983	2969	3343	6312	485.5
Opponents	13	995	2187	3350	5537	425.9

Field Goals	fg	pct.	01-19	20-29	30-39	40-49	50-99	lg	blk
Molina, Mike	15-22	68.2	1-1	5-6	7-10	1-4	1-1	50	0
Lambert, Josh	1-2	50.0	0-0	0-0	1-2	0-0	0-0	37	0

Punting	no.	yds	avg	lg	tb	fc	i20	50+	blk
Kinney, Billy	59	2462	41.7	63	5	22	17	7	0
Total	59	2462	41.7	63	5	22	17	7	0
Opponents	68	2765	40.7	62	6	14	24	11	0

FG Sequence	West Virginia	Opponents
Missouri	(19),(26),(21),(33)	(24),24,42
Youngstown State	30,(32)	-
BYU	-	(22),(25)
Kansas State	30,(37)	(37),(31),(22),43
Texas Tech	43,(34),(22)	(42)
TCU	47,(38),(26)	(30)
Oklahoma State	(36),39,(21)	(32),(25),38,(22)
Kansas	(35),27,(39)	-
Texas	(44)	(27),(19),37
Oklahoma	-	-
Iowa State	-	(40),(28),(32),(31)
Baylor	46,(50),31	-
Miami	-	(30)

Kickoffs	no.	yds	avg	tb	ob	retn	net	ydln
Molina, Mike	79	4608	58.3	25	4			
Lambert, Josh	1	42	42.0	0	0			
Total	80	4650	58.1	25	4	23.0	36.2	28
Opponents	64	3995	62.4	30	2	21.2	40.1	24

Numbers in (parentheses) indicate field goal was made.

**West Virginia University**  
**West Virginia Overall Individual Statistics (as of Jan 13, 2017)**  
**All games**

<u>All Purpose</u>	<u>g</u>	<u>rush</u>	<u>rcv</u>	<u>pr</u>	<u>kr</u>	<u>ir</u>	<u>total</u>	<u>avg/g</u>
Gibson, Shelton	13	29	951	0	633	0	1613	124.1
Crawford, Justin	13	1184	68	0	0	0	1252	96.3
Shorts Jr., Daiki	13	0	894	0	0	0	894	68.8
Shell III, Rushel	10	514	100	0	0	0	614	61.4
White, Ka'Raun	11	0	583	0	0	0	583	53.0
McKoy, Kenned	13	472	64	0	0	0	536	41.2
Howard, Skyler	13	463	0	0	0	0	463	35.6
Durante, Jovon	13	15	331	0	16	0	362	27.8
Pettaway, Martel	3	260	21	0	0	0	281	93.7
Jennings, Gary	13	0	165	39	28	0	232	17.8
Douglas, Rasul	13	0	0	0	0	101	101	7.8
Simms, Marcus	10	0	95	0	0	0	95	9.5
Mathis, Devonte	13	0	57	0	0	0	57	4.4
Wellman, Elijah	13	44	8	0	0	0	52	4.0
Gross Jr., Marvi	13	0	0	0	0	18	18	1.4
Benton, Al-Rash	13	0	0	0	0	13	13	1.0
Crest Jr., Willia	9	10	0	0	0	0	10	1.1
Wesco, Trevon	10	0	6	0	0	0	6	0.6
Fleming, Mauric	12	0	0	0	0	2	2	0.2
Orlosky, Tyler	13	-2	0	0	0	0	-2	-0.2
TEAM	13	-20	0	0	0	0	-20	-1.5
Total	13	2969	3343	39	677	134	7162	550.9
Opponents	13	2187	3350	108	1125	185	6955	535.0



West Virginia University  
West Virginia Overall Defensive Statistics (as of Jan 13, 2017)  
All games

##	Defensive Leaders	gp	Tackles				Sacks no-yds	Pass defense			Fumbles		blkd	
			ua	a	tot	tfl/yds		int-yds	brup	qbh	rcv-yds	ff	kick	saf
30	Arndt, Justin	13	56	28	84	7.5-37	3.0-28	.	1	1	.	1	.	.
3D	Benton, Al-Rasheed	13	43	37	80	1.0-1	.	1-13	.	3	1-0	.	.	.
22	Harper, Jarrod	13	54	17	71	3.0-5	.	.	1	.	.	.	.	.
13	Douglas, Rasul	13	49	21	70	3.5-14	1.0-11	8-101	8	.	.	1	.	.
49	Howard, Darrien	13	39	27	66	6.0-31	3.0-28	.	.	1	2-0	1	.	.
1E	Long, David	13	37	28	65	4.5-21	2.0-9	.	.	2	.	1	.	.
8D	White, Kyzir	12	47	11	58	7.0-26	3.0-19	.	5	1	1-0	2	.	.
2D	Tyler, Jeremy	13	46	11	57	1.0-3	.	2-0	8	.	.	1	.	.
24	Fleming, Maurice	12	43	5	48	2.0-6	.	1-2	9	.	1-0	1	.	.
97	Nwachukwu, Noble	12	27	13	40	7.5-32	4.0-24	.	2	3	1-0	1	.	.
95	Brown, Christian	13	19	16	35	4.5-16	2.0-11	.	3	.	2-0	.	1	.
88	Shuler II, Adam	13	18	15	33	2.0-2	1.0-1	.	.	.	.	1	.	.
1D	Crawford, Antonio	9	22	3	25	2.0-6	.	.	6	.	.	.	.	.
1B	Avery, Toyous	11	21	3	24	1.0-1	.	.	4	.	.	.	.	.
18	Gross Jr., Marvin	13	13	11	24	3.0-15	2.0-9	1-18	1	.	.	2	.	.
27	Walters, Sean	13	16	7	23	2.0-12	1.0-9	1-0	1	2	.	.	.	.
19	Battle, Elijah	11	21	2	23	0.5-1	.	.	1	.	.	.	.	.
14	Kyeremeh, Nana	13	10	3	13	.	.	.	1	.	1-0	.	.	.
7D	Sharif, Khairi	12	10	2	12	.	.	.	.	.	1-0	.	.	.
46	Donahue, Reese	12	6	6	12	.	.	.	.	.	.	.	.	.
5D	Preston, Xavier	10	8	3	11	1.0-5	1.0-5	.	.	1	.	.	.	.
38	Commodore, Shane	13	4	5	9	.	.	.	.	.	1-0	1	.	.
92	Lewis, Jon	13	3	1	4	.	.	.	.	.	.	.	.	.
44	Christian II, Hodari	9	4	.	4	2.0-4	.	.	.	.	.	.	.	.
5	Durante, Jovon	13	2	.	2	.	.	.	.	.	.	.	.	.
9D	Stewart, Jovanni	12	2	.	2	.	.	.	.	.	.	.	.	.
12	Jennings, Gary	13	1	1	2	.	.	.	.	.	.	.	.	.
52	Meadows, Nick	13	2	.	2	.	.	.	.	.	.	.	.	.
53	McKivitz, Colton	13	2	.	2	.	.	.	.	.	.	.	.	.
67	Shriner, Alec	6	.	2	2	.	.	.	.	.	.	.	.	.
28	Wellman, Elijah	13	1	1	2	.	.	.	.	.	.	.	.	.
40	Daniels, Mike	6	1	.	1	.	.	.	.	.	.	.	.	.
62	Bosch, Kyle	13	1	.	1	.	.	.	.	.	.	.	.	.
56	Lingafelter, Grant	8	1	.	1	.	.	.	.	.	.	.	.	.
31	Sandwich, Zach	1	1	.	1	.	.	.	.	.	.	.	.	.
4	McKoy, Kennedy	13	.	1	1	.	.	.	.	.	.	.	.	.
2	White, Ka'Raun	11	1	.	1	.	.	.	.	.	.	.	.	.
45	Hensley, Adam	7	1	.	1	.	.	.	.	.	.	.	.	.
48	Molina, Mike	13	1	.	1	.	.	.	.	.	.	.	.	.
1	Gibson, Shelton	13	1	.	1	.	.	.	.	.	.	.	.	.
Total		13	634	280	914	61-238	23-154	14-134	51	14	11-0	13	1	.
Opponents		13	648	266	914	75-299	25-195	11-185	32	17	10-5	8	.	.

**West Virginia University**  
**West Virginia Individual Season/Career Statistics (as of Jan 13, 2017)**  
**All games**

	SEASON									CAREER								
<b>Rushing</b>	gp	att	gain	loss	net	avg	td	lg	avg/g	gp	att	gain	loss	net	avg	td	lg	avg/g
Crawford, Justin	13	163	1203	19	1184	7.3	4	63	91.1	13	163	1203	19	1184	7.3	4	63	91.1
Shell III, Rushel	10	113	531	17	514	4.5	5	23	51.4	35	450	2102	92	2010	4.5	20	54	57.4
McKoy, Kennedy	13	73	483	11	472	6.5	4	44	36.3	13	73	483	11	472	6.5	4	44	36.3
Howard, Skyler	13	142	675	212	463	3.3	10	38	35.6	30	321	1573	468	1105	3.4	16	50	36.8
Pettaway, Martell	3	49	268	8	260	5.3	1	23	86.7	3	49	268	8	260	5.3	1	23	86.7
Wellman, Elijah	13	14	47	3	44	3.1	0	11	3.4	38	30	129	8	121	4.0	1	17	3.2
Gibson, Shelton	13	2	29	0	29	14.5	0	25	2.2	38	2	29	0	29	14.5	0	25	0.8
Durante, Jovon	13	3	24	9	15	5.0	0	20	1.2	25	3	24	9	15	5.0	0	20	0.6
Crest Jr., William	9	4	17	7	10	2.5	0	9	1.1	21	29	175	31	144	5.0	2	28	6.9
Orlosky, Tyler	13	1	0	2	-2	-2.0	0	0	-0.2	50	1	0	2	-2	-2.0	0	0	0.0
TEAM	13	10	0	20	-20	-2.0	0	0	-1.5									
Total	13	574	3277	308	2969	5.2	24	63	228.4									
Opponents	13	517	2429	242	2187	4.2	14	56	168.2									
<b>Passing</b>	gp	effic	comp-att-int	pct	yds	td	lg	avg/g	gp	effic	comp-att-int	pct	yds	td	lg	avg/g		
Howard, Skyler	13	146.62	247-404-10	61.1	3328	26	71	256.0	30	140.39	524-917-24	57.1	7302	60	71	243.4		
Chugunov, Chris	3	25.20	2-5-1	40.0	15	0	11	5.0	3	25.20	2-5-1	40.0	15	0	11	5.0		
Total	13	145.14	249-409-11	60.9	3343	26	71	257.2										
Opponents	13	124.21	271-478-14	56.7	3350	21	75	257.7										
<b>Receiving</b>	gp	no.	yds	avg	td	lg	avg/g	gp	no.	yds	avg	td	lg	avg/g				
Shorts Jr., Daikiel	13	63	894	14.2	5	53	68.8	51	177	2263	12.8	14	53	44.4				
White, Ka'Raun	11	48	583	12.1	5	53	53.0	20	63	858	13.6	5	53	42.9				
Gibson, Shelton	13	43	951	22.1	8	71	73.2	38	84	1898	22.6	17	71	49.9				
Durante, Jovon	13	35	331	9.5	2	51	25.5	25	59	709	12.0	7	57	28.4				
Crawford, Justin	13	14	68	4.9	1	17	5.2	13	14	68	4.9	1	17	5.2				
Shell III, Rushel	10	12	100	8.3	0	28	10.0	35	49	341	7.0	0	28	9.7				
Jennings, Gary	13	10	165	16.5	2	58	12.7	26	17	281	16.5	3	64	10.8				
McKoy, Kennedy	13	9	64	7.1	1	21	4.9	13	9	64	7.1	1	21	4.9				
Simms, Marcus	10	6	95	15.8	1	48	9.5	10	6	95	15.8	1	48	9.5				
Mathis, Devonte	13	4	57	14.2	0	20	4.4	39	17	186	10.9	0	20	4.8				
Pettaway, Martell	3	2	21	10.5	0	25	7.0	3	2	21	10.5	0	25	7.0				
Wellman, Elijah	13	2	8	4.0	0	4	0.6	38	11	35	3.2	3	10	0.9				
Wesco, Trevon	10	1	6	6.0	1	6	0.6	10	1	6	6.0	1	6	0.6				
Total	13	249	3343	13.4	26	71	257.2											
Opponents	13	271	3350	12.4	21	75	257.7											
<b>Total Offense</b>	g	plays	rush	pass	total	avg/g	g	plays	rush	pass	total	avg/g						
Howard, Skyler	13	546	463	3328	3791	291.6	30	1238	1105	7302	8407	280.2						
Crawford, Justin	13	163	1184	0	1184	91.1	13	163	1184	0	1184	91.1						
Shell III, Rushel	10	113	514	0	514	51.4	35	450	2010	0	2010	57.4						
McKoy, Kennedy	13	73	472	0	472	36.3	13	73	472	0	472	36.3						
Pettaway, Martell	3	49	260	0	260	86.7	3	49	260	0	260	86.7						
Wellman, Elijah	13	14	44	0	44	3.4	38	30	121	0	121	3.2						
Gibson, Shelton	13	2	29	0	29	2.2	38	2	29	0	29	0.8						
Chugunov, Chris	3	5	0	15	15	5.0	3	5	0	15	15	5.0						
Durante, Jovon	13	3	15	0	15	1.2	25	3	15	0	15	0.6						
Crest Jr., William	9	4	10	0	10	1.1	21	58	144	131	275	13.1						
Orlosky, Tyler	13	1	-2	0	-2	-0.2	50	1	-2	0	-2	0.0						
TEAM	13	10	-20	0	-20	-1.5												
Total	13	983	2969	3343	6312	485.5												
Opponents	13	995	2187	3350	5537	425.9												

**West Virginia University**  
**West Virginia Individual Season/Career Statistics (as of Jan 13, 2017)**  
**All games**

Scoring	SEASON						CAREER											
	td	fg	kick	PAT			dxp	saf	pts	td	fg	kick	PAT			dxp	saf	pts
Molina, Mike	-	15-22	51-51	-	-	-	-	-	96	-	15-22	53-53	-	-	-	-	-	98
Howard, Skyler	10	-	-	-	-	-	-	-	60	16	-	-	-	-	-	-	-	96
Gibson, Shelton	8	-	-	-	-	-	-	-	48	18	-	-	-	-	-	-	-	108
McKoy, Kennedy	5	-	-	-	-	-	-	-	30	5	-	-	-	-	-	-	-	30
White, Ka'Rauan	5	-	-	-	-	-	-	-	30	5	-	-	-	-	-	-	-	30
Shorts Jr., Daikiel	5	-	-	-	-	-	-	-	30	14	-	-	-	-	-	-	-	84
Crawford, Justin	5	-	-	-	-	-	-	-	30	5	-	-	-	-	-	-	-	30
Shell III, Rushel	5	-	-	-	-	-	-	-	30	20	-	-	-	-	-	-	-	120
Durante, Jovon	2	-	-	-	-	-	-	-	12	7	-	-	-	-	-	-	-	42
Jennings, Gary	2	-	-	-	-	-	-	-	12	3	-	-	-	-	-	-	-	18
Douglas, Rasul	1	-	-	-	-	-	-	-	6	1	-	-	-	-	-	-	-	6
Wesco, Trevon	1	-	-	-	-	-	-	-	6	1	-	-	-	-	-	-	-	6
Simms, Marcus	1	-	-	-	-	-	-	-	6	1	-	-	-	-	-	-	-	6
Pettaway, Martell	1	-	-	-	-	-	-	-	6	1	-	-	-	-	-	-	-	6
Lambert, Josh	-	1-2	-	-	-	-	-	-	3	-	69-92	133-135	-	-	-	-	-	340
<b>Total</b>	<b>51</b>	<b>16-24</b>	<b>51-51</b>	<b>-</b>	<b>-</b>	<b>-</b>	<b>-</b>	<b>-</b>	<b>405</b>									
<b>Opponents</b>	<b>37</b>	<b>18-23</b>	<b>32-33</b>	<b>-</b>	<b>2</b>	<b>2-4</b>	<b>-</b>	<b>-</b>	<b>312</b>									

Punt Returns	no.	yds	avg	td	lg	no.	yds	avg	td	lg
Jennings, Gary	21	39	1.9	0	18	34	108	3.2	0	21
<b>Total</b>	<b>21</b>	<b>39</b>	<b>1.9</b>	<b>0</b>	<b>18</b>					
<b>Opponents</b>	<b>18</b>	<b>108</b>	<b>6.0</b>	<b>0</b>	<b>27</b>					

Kick Returns	no.	yds	avg	td	lg	no.	yds	avg	td	lg
Gibson, Shelton	29	633	21.8	0	51	53	1244	23.5	1	100
Jennings, Gary	2	28	14.0	0	21	7	145	20.7	0	35
Durante, Jovon	1	16	16.0	0	16	15	332	22.1	0	43
<b>Total</b>	<b>32</b>	<b>677</b>	<b>21.2</b>	<b>0</b>	<b>51</b>					
<b>Opponents</b>	<b>49</b>	<b>1125</b>	<b>23.0</b>	<b>1</b>	<b>97</b>					

Interceptions	no.	yds	avg	td	lg	no.	yds	avg	td	lg
Douglas, Rasul	8	101	12.6	1	54	9	101	11.2	1	54
Tyler, Jeremy	2	0	0.0	0	0	3	16	5.3	0	16
Fleming, Maurice	1	2	2.0	0	2	1	2	2.0	0	2
Benton, Al-Rasheed	1	13	13.0	0	13	1	13	13.0	0	13
Walters, Sean	1	0	0.0	0	0	1	0	0.0	0	0
Gross Jr., Marvin	1	18	18.0	0	18	1	18	18.0	0	18
<b>Total</b>	<b>14</b>	<b>134</b>	<b>9.6</b>	<b>1</b>	<b>54</b>					
<b>Opponents</b>	<b>11</b>	<b>185</b>	<b>16.8</b>	<b>1</b>	<b>80</b>					

Fumble Returns	no.	yds	avg	td	lg	no.	yds	avg	td	lg
<b>Total</b>	<b>0</b>	<b>0</b>	<b>0.0</b>	<b>0</b>	<b>0</b>					
<b>Opponents</b>	<b>2</b>	<b>5</b>	<b>2.5</b>	<b>0</b>	<b>5</b>					

**West Virginia University**  
**West Virginia Individual Season/Career Statistics (as of Jan 13, 2017)**  
**All games**

All Purpose	SEASON								CAREER							
	g	rush	rcv	pr	kr	ir	total	avg/g	g	rush	rcv	pr	kr	ir	total	avg/g
Gibson, Shelton	13	29	951	0	633	0	1613	124.1	38	29	1898	0	1244	0	3171	83.4
Crawford, Justin	13	1184	68	0	0	0	1252	96.3	13	1184	68	0	0	0	1252	96.3
Shorts Jr., Daikie	13	0	894	0	0	0	894	68.8	51	0	2263	0	0	0	2263	44.4
Shell III, Rushel	10	514	100	0	0	0	614	61.4	35	2010	341	3	61	0	2415	69.0
White, Ka'Raun	11	0	583	0	0	0	583	53.0	20	0	858	0	0	0	858	42.9
McKoy, Kennedy	13	472	64	0	0	0	536	41.2	13	472	64	0	0	0	536	41.2
Howard, Skyler	13	463	0	0	0	0	463	35.6	30	1105	0	0	0	0	1105	36.8
Durante, Jovon	13	15	331	0	16	0	362	27.8	25	15	709	14	332	0	1070	42.8
Pettaway, Martell	3	260	21	0	0	0	281	93.7	3	260	21	0	0	0	281	93.7
Jennings, Gary	13	0	165	39	28	0	232	17.8	26	0	281	108	145	0	534	20.5
Douglas, Rasul	13	0	0	0	0	101	101	7.8	24	0	0	0	0	101	101	4.2
Simms, Marcus	10	0	95	0	0	0	95	9.5	10	0	95	0	0	0	95	9.5
Mathis, Devonte	13	0	57	0	0	0	57	4.4	39	0	186	0	0	0	186	4.8
Wellman, Elijah	13	44	8	0	0	0	52	4.0	38	121	35	0	0	0	156	4.1
Gross Jr., Marvin	13	0	0	0	0	18	18	1.4	37	0	0	0	0	18	18	0.5
Benton, Al-Rashe	13	0	0	0	0	13	13	1.0	39	0	0	0	0	13	13	0.3
Crest Jr., William	9	10	0	0	0	0	10	1.1	21	144	29	0	0	0	173	8.2
Wesco, Trevon	10	0	6	0	0	0	6	0.6	10	0	6	0	0	0	6	0.6
Fleming, Maurice	12	0	0	0	0	2	2	0.2	12	0	0	0	0	2	2	0.2
Orlosky, Tyler	13	-2	0	0	0	0	-2	-0.2	50	-2	0	0	0	0	-2	0.0
TEAM	13	-20	0	0	0	0	-20	-1.5								
Total	13	2969	3343	39	677	134	7162	550.9								
Opponents	13	2187	3350	108	1125	185	6955	535.0								

Field Goals	att	good	long	blkd	att	good	long	blkd
Molina, Mike	22	15	50	0	22	15	50	0
Lambert, Josh	2	1	37	0	92	69	55	6
Total	24	16	50	0				
Opponents	23	18	42	1				

Punting	no.	yds	avg	lg	blk	no.	yds	avg	lg	blk
Kinney, Billy	59	2462	41.7	63	0	59	2462	41.7	63	0
Total	59	2462	41.7	63	0					
Opponents	68	2765	40.7	62	0					

Kickoffs	no.	yds	avg	tb	ob	no.	yds	avg	tb	ob
Molina, Mike	79	4608	58.3	25	4	87	5118	58.8	28	4
Lambert, Josh	1	42	42.0	0	0	3	128	42.7	0	0
Total	80	4650	58.1	25	4					
Opponents	64	3995	62.4	30	2					

