

VIRGINIA TECH




Michael Vick

Cory Bird



**January 1, 2001
Jacksonville, Fla.**



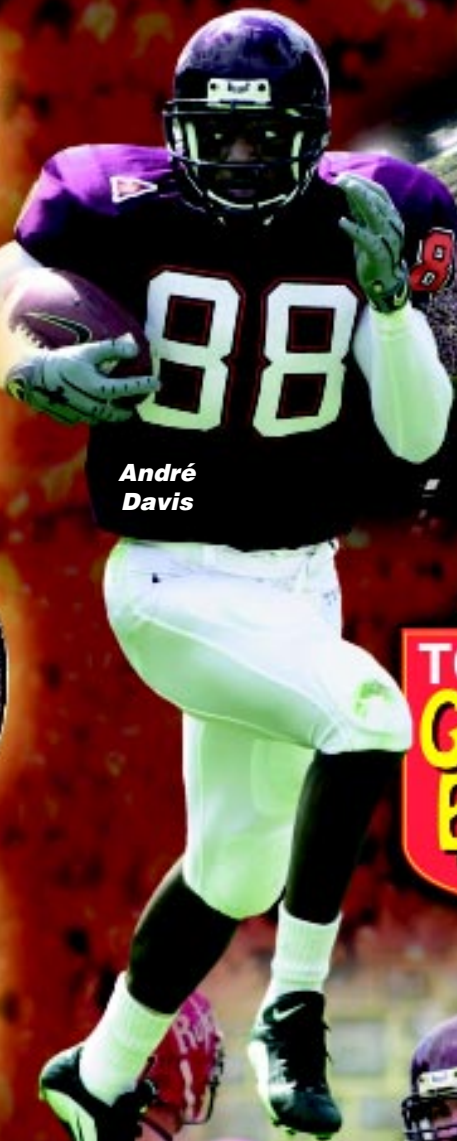
Ben Taylor

Lee Suggs

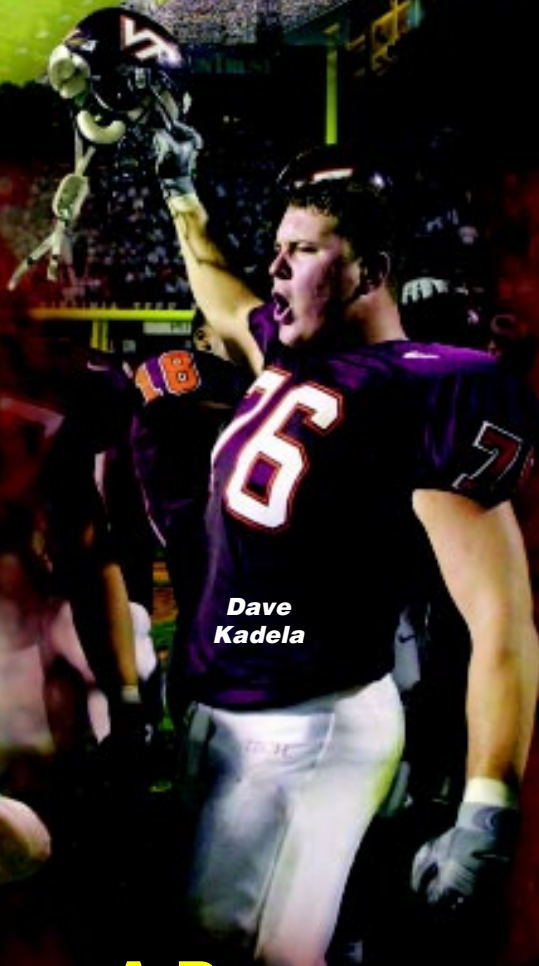


Coach Frank Beamer






Andre Davis



Dave Kadela



David Pugh

A Program On the Rise!

With its fourth 10-win season in six years and its eighth straight bowl appearance, Virginia Tech continues to be one of the fastest rising programs on the college football scene. The Hokies' appearance in the Toyota Gator Bowl will make them one of only seven teams that have gone to bowl games each of the last eight years. During that eight-year span, Tech has enjoyed unprecedented team and individual success, grabbing three BIG EAST Conference titles, appearing in the national championship game and winning more games than any other school in the BIG EAST.

Virginia Tech

2001 Toyota Gator Bowl Media Guide



Tech at a Glance

Location

Blacksburg, Va.

Enrollment

25,000

President

Charles W. Steger

Director of Athletics

Jim Weaver

Head Football Coach

Frank Beamer
(Virginia Tech, '69)

Hokies' 2000 Record

10-1 overall, 6-1 BIG EAST

Beamer's Overall Record

140-84-4 (19 years)

Beamer's Record at VT

98-61-2 (13 years)

Faculty Chairman of Athletics

Dr. Larry Killough

Conference

The BIG EAST Conference

Nicknames

Hokies, Fighting Gobblers

Colors

Chicago maroon and
burnt orange

Sports Information Director

Dave Smith (540) 231-6726

Sports Information Fax

(540) 231-6984



hokiesports.com



CONTENTS

Media Information 2, 3

1999 Season

Overview 4, 5

Hokie Honors 6, 7

Notes 8-11

Game-by-Game Review 55-65

Final Statistics 66, 67

Season Superlatives 68

BIG EAST Conference

Standings and Honors 69

Statistics and Rankings 70, 71

Football Staff

Coach Frank Beamer 36-41

Assistant Coaches 42-53

Associate AD John Ballein 54

The Players

Roster, Pronunciation Guide 12

Two-Deep Lineups 13

Profile Updates 14-35

Records and History

Beamer Ball 40, 41

Tech's Bowl History 72, 73

Individual Bowl Superlatives 74

Team Bowl Superlatives 75

Tech's Career Leaders 76

Longest Plays/Last Time 77

The University

This Is Virginia Tech 78

President Charles Steger 79

Virginia Tech Athletics

AD Jim Weaver, Administrators 79

Football Support Staff 80

Gator Bowl Media Guide Credits

Editor Dave Smith

Design Anne Panella, Dave Knachel

Contributors Bryan Johnston,

Larry Hincker, Donna Stone,

Jed Hurt

Photography Credits

Most of the photographs in this guide and on the covers were taken by David Knachel. Player headshots were by Action Sports of America, of Atlanta, Ga. Others who contributed photos include Woody Veasey, Bob Veltri and the University Photo Lab and Scott Cunningham.

Printed by University Printing Services;

Publication No.: VT/825/1200/1.5M/212302



Media Information

Virginia Tech Travel Plans

The majority of the Virginia Tech football team will travel individually and convene in Jacksonville. The official party will travel by charter jet and will arrive in Jacksonville at approximately 10:30 a.m., on Tuesday, December 26. While in Jacksonville, the Hokies will be headquartered at The Marriott at Sawgrass, and will practice at Fletcher High School. The team will return home January 2.

Virginia Tech Sports Information staff in attendance will be Dave Smith, sports information director, Anne Panella, associate sports information director, David Knachel, assistant sports information director and Bryan Johnston, assistant sports information director.

VIRGINIA TECH GATOR BOWL PRACTICE PROCEDURES

Coach Frank Beamer will be available to the media at the beginning of practice at the practice site. Once dressed, Tech players will be available for an interview period prior to practice except the practice on Dec. 31. Running back Lee Suggs and quarterback Michael Vick will alternate interview days. On their assigned days, they will come with the scout team and do interviews before getting dressed. **Media members are encouraged to arrive at the practice field early as the schedule may fluctuate.** The first three periods of practice (approximately 30 minutes) will be open to the media, including still photographers and videographers. Media members must remain on the sidelines once practice begins. Following the first three periods, practice will be closed. **Members of the Tech team will not be available for interviews at the team hotel.**

Practice Schedule (Fletcher High School*)

Dec. 27 — Team arrives 10:15 a.m.; RB Lee Suggs will do interviews from 10:05-10:15 a.m.; QB Michael Vick will not be available this day; Player interviews approximately 10:30 a.m.; Practice begins 10:45 a.m.

Dec. 28 — Team arrives 10:15 a.m.; QB Michael Vick will do interviews from 10:05-10:15 a.m.; RB Lee Suggs will not be available this day; Player interviews approximately 10:30 a.m.; Practice begins 10:45 a.m.

Dec. 29 — Team arrives 10:15 a.m.; RB Lee Suggs will do interviews from 10:05-10:15 a.m.; QB Michael Vick will not be available this day; Player interviews approximately 10:30 a.m.; Practice begins 10:45 a.m.

Dec. 30 — Team arrives 11 a.m.; QB Michael Vick will do interviews from 10:50-11 a.m.; RB Lee Suggs will not be available this day; Player interviews approximately 11:15 a.m.; Practice begins 11:30 a.m.

Practice Schedule (Alltel Stadium)

Dec. 31 — Team arrives 3:15 p.m.; Practice begins 3:45 p.m.; **No interviews at this practice.**

* Alternate practice site for inclement weather is TBD. Check with the Tech SID for updates.

SPORTS INFORMATION STAFF



Dave Smith
Sports Information
Director



Anne Panella
Associate SID



Bill Dyer
Assistant SID



Torye Hurst
Assistant SID




Bryan Johnston
Assistant SID
(football assistant)



David Knachel
Assistant SID



Donna Smith
Secretary



Jed Hurt
Sports Information
Intern



**The 2001 Toyota Gator Bowl –
Virginia Tech vs. Clemson – at 12:30 p.m.
on January 1, will be televised by NBC.**



Virginia Tech coach Frank Beamer addresses the media at a press conference prior to the Hokies' appearance against North Carolina in the 1998 Gator Bowl.

GATOR BOWL MEDIA CONFERENCES

The Toyota Gator Bowl will hold two press conferences.

Press Conference Schedule for Tech *(Times may be subject to change)*

CSX Team Welcome Party

Dec. 26 — 5:00-8:00 p.m. • Dave & Buster's

There will be a press conference with both head coaches. Media members will be able to mingle with players during the event.

Coaches/Hall of Fame Luncheon

Dec. 31 — Noon • Prime Osbourne Convention Center

Coach Frank Beamer, Michael Vick, Lee Suggs and Cory Bird will be available to the media.

Postgame Procedures

Virginia Tech's locker room will be closed after the game. Coach Frank Beamer and requested players will be brought to an interview area designated by the Toyota Gator Bowl following a brief cooling-off period.



Cory Bird

Bowl Headquarters

Tech Headquarters

Marriott At Sawgrass
1000 TPC Blvd.; Ponte Vedra Beach, FL 32082
(904) 285-7777

Clemson Headquarters

Radisson Riverwalk Hotel
1515 Prudential Drive; Jacksonville, FL 32207
(904) 396-5100

Media Headquarters

Jacksonville Marriott
4670 Salisbury Road; Jacksonville, FL 32256
(904) 296-2222

Tech Practice Site

Fletcher High School
700 Seagate Avenue N.; Neptune Beach, FL 32233
(904) 247-5966

Clemson Practice Site

The Bolles School
7400 San Jose Blvd.; Jacksonville, FL 32217
(904) 733-9292

Key Phone Numbers

Cheri Smallenberger

Media Relations, Toyota Gator Bowl

Direct: (904) 798-5982 • Home: (904) 262-5021
Cellular: (904) 868-3943

Virginia Tech SID Workroom (Jacksonville)

The Marriott At Sawgrass
(904) 285-7777 • (904) 285-0906

Virginia Tech SID Dave Smith

and the Tech Sports Information Staff
Marriott At Sawgrass • (904) 285-7777

Virginia Tech SID Office (Blacksburg)

460 Jamerson Center; Blacksburg, VA 24061
Phone: (540) 231-6726
Fax: (540) 231-6984

Clemson SID Tim Bourett

and the Clemson Sports Information Staff
Radisson Riverwalk Hotel • (904) 396-5100

Clemson SID Office (Clemson)

Jervey Athletic Center; 100 Perimeter Rd.; PO Box 632;
Clemson, SC 29633
Phone: (864) 656-1926
Fax: (864) 656-0299



2000 Season Review

Hokies Exceed Expectations Again As a Group of New Heroes Emerge

Heading into the 2000 football season, most people thought the Hokies would have a pretty good year. With quarterback Michael Vick back to lead the way, most predicted an 8-3 season, or at best, 9-2. What most didn't count on was the emergence of new heroes, both on offense and defense. These new stars have helped the Hokies turn a rebuilding season into a 10-1 campaign which has landed them in the Toyota Gator Bowl.

Playing in yet another bowl and a No. 5 national ranking has brought heightened attention to the Tech program, but the Hokies aren't new to the national spotlight. After last year's run at the title game and now its eighth consecutive bowl, Tech is becoming a regular near the top of the college football world.

The national attention and coverage aren't exactly new, and Tech's bowl opponent — Clemson — isn't either. The two schools have met 27 times on the gridiron with the Tigers holding a 17-9-1 edge in the series. The two met last season with the Hokies taking a 31-11 victory at Blacksburg. The two will meet again on Jan. 1, 2001 when they will clash at Alltel Stadium in Jacksonville, Fla.

This trip will mark the Hokies' third appearance in the Toyota Gator Bowl. Tech is 0-2 in the Gator Bowl. The Hokies fell to Tennessee, 45-23, in the 1994 Gator Bowl, which was played in Gainesville, Fla. Tech lost to North Carolina, 42-3, in the 1998 Gator Bowl.

As the Hokies look ahead to the showdown with the Tigers, they also look back to



Jake Houseright (41) and Ben Taylor (40) nail a ballcarrier in Tech's win over ECU.

one of the greatest seasons in their 107-year history. It was a season where relative unknowns like Lee Suggs, Emmett Johnson, Ben Taylor, Cory Bird and Ronyell Whitaker all became household names.

After an 11-1 season a year ago, which saw the Hokies play for the national championship, few believed the team could get back to the level it reached in 1999. With the departure of several key figures — including eight starters on defense and its top rusher — most figured Tech would struggle at times. Despite these question marks, the Hokies received their highest preseason rankings ever, being picked

No. 11 by The Associated Press and No. 10 in the ESPN/USA Today Coaches' Poll.

The 2000 season started in memorable fashion. Unfortunately, the memories were created by Mother Nature instead of football players. The Hokies were scheduled to open the season on Aug. 27 against Georgia Tech in the BCA Bowl. Just before kickoff, the skies opened up and lightning danced around Lane Stadium/Worsham Field. Instead of playing on the flooded field, officials decided to cancel the game.

The Hokies finally took to the field — and got to play — one week later, hosting Akron.

Vick sparked the Hokies as he ran for two scores and passed for two more as the Hokies downed the Zips, 52-23. Five days later, Tech's notorious special teams came up big at East Carolina. Tech got 21 points from its special teams and timely plays from its defense on the way to a 45-28 win over the Pirates in front of a sell-out crowd and a national Thursday night ESPN audience.

In the Hokies' BIG EAST opener, Suggs rushed for four touchdowns as Tech posted a 49-0 shutout of Rutgers. The Hokies piled up 527 yards of offense, including 348 yards on the ground, en route to their third victory of the season.

After a week off, Vick and Suggs once again stole the show as the Hokies downed Boston College, 48-34, on the road. Vick rushed for 210 yards and three scores — including an 82-yard TD run — and Suggs added 145 yards and two scores as the Hokies improved to 4-0.

Win No. 5 saw the Hokies' defense hold Temple to just 116 total yards as the Hokies beat the Owls, 35-13, before a sell-out Homecoming crowd at Lane Stadium. Freshman Eric Green picked off two passes in his first start and the Hokies' defense posted six quarterback sacks to lead the way.

In its second Thursday night ESPN game of the year, Tech scored four touchdowns

in the third quarter to erase a 14-7 halftime deficit and handed West Virginia a 48-20 loss. Vick hit tight end Bob Slowikowski for a season-best 72-yard scoring play and André Davis scored three straight touchdowns to blow the game open.

The Hokies had to rally from their biggest regular-season deficit since 1997 to get Win No. 7. Trailing 14-0 in the first quarter, the Hokies scored 22 unanswered points to beat Syracuse, 22-14, and get a win at the always-tough Carrier Dome. Willie Pile had three of the Hokies' five interceptions and Vick had a 55-yard scoring run with just 1:34 remaining to seal the game.

The Hokies relied on some unlikely heroes to down Pittsburgh. Kicker Carter Warley nailed a 27-yard field goal with 16 seconds left to lift Tech to a 37-34 win over the Panthers. Dave Meyer had to take over the offense when Vick sprained his ankle in the second quarter. Meyer responded by leading the Hokies to 17 second-half points and the game-winning drive.

Ranked No. 2 in the nation, the Hokies traveled to Florida for a showdown with Miami with the BIG EAST title on the line. Unfortunately for the Hokies, they had to go without their two biggest stars in Vick and Davis. The No. 3 Hurricanes used big plays to down the Hokies 41-21 in the

Orange Bowl. Meyer threw for 225 yards and a score, while Suggs rushed for 121 yards and two scores in defeat.

Despite the loss, the Hokies still had a chance to finish out the season strong. With big wins at the University of Central Florida and at home against Virginia, the Hokies did just that.

At UCF, Suggs broke five conference records as he ran wild for 143 yards and five touchdowns. Tech's defense forced six turnovers as the Hokies cruised to a 44-21 win at the Citrus Bowl.

In the season finale, Vick returned from a nagging ankle injury to lead the Hokies to a 42-21 win over in-state rival Virginia. He passed for 202 yards and a score to spark the offense. Suggs scored four more touchdowns and the defense shut down the Cavs in the second half as Tech improved to 10-1.

Tech took time off from practice after the regular season concluded and awaited the word on its bowl

destination. The word that the Hokies were headed to Jacksonville came on Dec. 3.

While the players weren't active on the field, some were definitely raking in the awards.

Suggs was definitely the biggest surprise for the Hokies this year. The sophomore running back scored 28 touchdowns — 27 of which came on the ground — to lead the way. He broke the school and BIG EAST records for total touchdowns and points in a season. He led the nation in scoring with 15.3 points per game and now is tied for the school record for career touchdowns with 30.

For his efforts Suggs was awarded the Dudley Award, which goes to the top collegiate player in the Commonwealth of Virginia. He was also voted a unanimous first-team All-BIG EAST running back and was one of three players to earn the conference's Offensive Player of the Year award. He was also named a third-team All-American by *Football News* and the AP.

The Hokies had four players voted to the BIG EAST first-team, including Suggs, Taylor, Dave Kadela and David Pugh. Eight other players made the second team and several Hokies made All-America teams.

Despite doing what most thought was impossible — going 10-1 and finishing the regular season ranked in the top 5 — the Hokies have some unfinished business to take care of in Florida. The Tigers of Clemson stand in the way of capping off a remarkable season and launching the Hokies to what most believe will be even greater heights in the 2001 season.

But for now, the Hokies are taking it one game at a time and are focusing on "Win No. 11."



André Kendrick was a big part of a Tech offense that set a BIG EAST single-season rushing record for the second straight year.



★ All-Star Hokies ★

Tech Players Honored in 2000

Punt Returner

ANDRÉ DAVIS

- American Football Coaches Association (AFCA) First-Team All-American
- Second-Team All-BIG EAST Conference
- Collegefootballnews.com Second-Team All-American
- Rivals.com Second Team All-American
- CNNSI.com First-Team All-American


Offensive Tackle

MATT LEHR

- Walter Camp Foundation Second-Team All-American
- *ESPN the Magazine* All-American
- Second-Team All-BIG EAST Conference



Matt Lehr



André Davis scores on a punt return in Tech's win over WVU.

Tailback

LEE SUGGS



Lee Suggs scores one of his five touchdowns against UCF.

Lee Suggs' 2000 Accomplishments:

- Rushed for 1,207 yards in 11 games, which is the most under coach Frank Beamer and the third-most ever in a single season at Tech
- Scored 28 touchdowns (27 rushing, 1 receiving), best in the nation
- Led the nation in scoring with 15.27 points per game
- Broke the school and BIG EAST records for rushing touchdowns, total touchdowns and points scored in a season
- Set a new conference record for touchdowns and points in a game when he scored five against the University of Central Florida
- Tied the school record for 100-yard rushing games in a season with six
- Unanimous first-team All-BIG EAST selection at running back
- Voted Co-BIG EAST Offensive Player of the Year
- A unanimous winner of the Dudley Award, given to the top collegiate football player in the Commonwealth of Virginia
- Named a third-team All-American by *Football News* and The Associated Press

Linebacker

BEN TAYLOR

- Third-Team Associated Press All-American
- First-Team All-BIG EAST Conference

Offensive Tackle

DAVE KADELA

- First-Team All-BIG EAST Conference

Defensive Tackle

DAVID PUGH

- First-Team All-BIG EAST Conference

Quarterback

MICHAEL VICK

- Sixth in voting for the 2000 Heisman Trophy
- Second-Team All-BIG EAST Conference

Rover

CORY BIRD

- *ESPN the Magazine* All-American
- Second-Team All-BIG EAST Conference

Defensive Tackle

CHAD BEASLEY

- Second-Team All-BIG EAST Conference

Place-Kicker

CARTER WARLEY

- Second-Team All-BIG EAST Conference.

Cornerback

RONYELL WHITAKER

- Second-Team All-BIG EAST Conference

Tight End

BROWNING WYNN

- Second-Team All-BIG EAST Conference

Offensive Guard

JOSH REDDING

- Collegefootballnews.com Third-Team All-American
- CNNSI.com Honorable Mention All-American

Defensive End

NATHANIEL ADIBI

- *The Sporting News* First-Team Freshman All-American

Cornerback

ERIC GREEN

- *The Sporting News* Second-Team Freshman All-American



Defensive tackle David Pugh had five sacks and 10 quarterback hurries for the Hokies this year.



Rover Corey Bird provided terrific senior leadership to the Tech defense in 2000.



Michael Vick



Chad Beasley gets a sack in Tech's win over Pittsburgh.



Cornerback Ronyell Whitaker, who doubles as a punt returner for the Hokies, celebrates an interception in the UCF game.





Gator Bowl Notes

Virginia Tech vs. Clemson

The Tech-Clemson Series

The Toyota Gator Bowl will mark the 28th meeting between Virginia Tech and Clemson University. Tech defeated the Tigers, 31-11, last year at Lane Stadium/Worsham Field, but Clemson holds a 17-9-1 overall advantage in the series, which dates back to 1900. The Tigers have won 12 of the last 15 meetings between the two schools.

The Hokies have won two in a row against the Tigers, but prior to those two victories, Clemson had won three games against Tech teams coached by Frank Beamer. Tech blanked the Tigers, 37-0, in 1998 at Memorial Stadium to start the winning streak.

The Tigers downed the Hokies 22-10 in 1987 at Lane Stadium in Beamer's first game at the helm. Clemson also won 40-7 in 1988 at Death Valley and 27-7 in Blacksburg in 1989.

Last year, Beamer faced Bobby Bowden in the Sugar Bowl. This season, he goes up against Bobby's son Tommy. Beamer is 1-0 against Tommy Bowden and 2-3 all-time against Clemson as a head coach. Clemson's top man is 0-1 vs. Tech as a head coach.



Phillip Summers is one of 12 Tech players from Florida.

Goin' Home

Florida has been a prosperous state for the Hokies, who have signed some of the top talent in the state in recent years. In fact, Florida is the second-most represented state on the Hokies' team behind the state of Virginia. There are 12 Hokies who hail from the Sunshine State. No one on the team is from Jacksonville, but Bartow (Terrell Parham), Clewiston (Thenus Franklin, Eric Green, Phillip Summers), Delray Beach (T.J. Jackson), Plantation (Cols Colas), Plant City (Wayne Ward), Spring Hill (Ryan Angelo), Tampa (Chris Buie, Garnell Wilds) West Palm Beach (Dan Wilkinson) and Winter Haven (Billy Hardee) are all Florida hometowns of current Hokies.

Noting the Gator

The Hokies are 0-2 all-time in the Gator Bowl, but are just 0-1 in Alltel Stadium. Tech lost to North Carolina, 42-3, at Alltel Stadium following the 1997 season. In the 1994 Gator Bowl, the Hokies lost to

COUNTDOWN TO KICKOFF

- 10** Virginia Tech has won 10 games or more in four of its last six football seasons.
- 9** Jacksonville is one of nine different cities in which Tech has played a bowl game. The others are New Orleans, La.; Nashville, Tenn.; Miami, Fla.; Gainesville, Fla.; Shreveport, La.; Atlanta, Ga.; Memphis, Tenn.; and El Paso, Texas.
- 8** The Hokies have played in eight different bowl games — the Gator Bowl, the Sugar Bowl, the Music City Bowl, the Orange Bowl, the Independence Bowl, the Peach Bowl, the Liberty Bowl and the Sun Bowl.
- 7** Seven of Tech's projected defensive starters for the 2001 Toyota Gator Bowl game had never started a collegiate game when the season opened.
- 6** Tech's defense and special teams have accounted for six touchdowns during the 2000 season.
- 5** Tailback Lee Suggs' 168 points this season tie for the fifth-highest single-season total ever by a Division I-A player.
- 4** The 2001 Toyota Gator Bowl will be Tech's fourth bowl game in the state of Florida. The Hokies appeared in the Gator Bowl in 1998 and 1994, and in the Orange Bowl in 1996.
- 3** Three current Tech players have rushed for over 1,000 career yards at Tech, including sophomores Lee Suggs (1,343) and Michael Vick (1,202). Senior André Kendrick has 1,317 yards.
- 2** Tech will be making just its second appearance on NBC when it meets Clemson in this year's Toyota Gator Bowl.
- 1** The Hokies are looking for their first Gator Bowl win.

NUMBER ONE

In eight years of round-robin play in the BIG EAST, Virginia Tech tops the win list:

1. Virginia Tech 74
2. Miami 69
3. Syracuse 59
4. West Virginia 56
5. Boston College 47
6. Pittsburgh 32
7. Rutgers 24
8. Temple 16

Tennessee, 45-23. The game was played at Ben Hill Griffin Stadium in Gainesville due to the construction of Alltel Stadium.

The Tigers are 0-1 all-time in Alltel Stadium, dropping a 41-0 contest to Syracuse in the Gator Bowl following the 1997 season.

Postseason Records

Clemson is 12-11 in bowl games and has been to a bowl game in 11 of the last 14

years. The Tigers won a bowl game in five straight seasons between 1986-90, one of the longest bowl streaks in NCAA history. Virginia Tech is 4-9 in its bowl appearances. Beamer is 3-4 in bowl games as a head coach at Tech.

Tiger Tracks

Clemson is 4-3 in Gator Bowls ... The Tigers made their first appearance in the bowl in 1949 ... Linebacker Keith Adams was a finalist for

the Butkus Award, given to the nation's top linebacker ... Clemson has had 19 first-round draft choices in history ... The Tigers have 46 victories over top 25 teams in school history.

Like a Rock

One of the most important things Coach Beamer has brought to the Virginia Tech football program is stability. Beamer is finishing his 14th season at the Tech helm. Prior to Beamer no other football coach in school history had served more than 10 seasons as the head coach and only four men had held the head coaching job for more than six seasons.

With the retirement of BYU's LaVell Edwards, West Virginia's Don Nehlen and Virginia's George Welsh, only three of the 114 other Division I-A head football coaches have been at their current school longer than Beamer.

Assistant head coach Billy Hite (23 yrs.), defensive coordinator Bud Foster (14 yrs.) and offensive coordinator Rickey Bustle (13 yrs.) have a combined 50 years of coaching experience at Virginia Tech.

Beamer's current 14-year tenure at Tech is the longest among Division I-A coaches currently at their alma mater.

Mixed Emotions

Two Virginia Tech coaches might have some mixed emotions leading up to the Toyota Gator Bowl this year. Offensive coordinator and quarterbacks coach Rickey Bustle played at Clemson from 1973-76 and then spent two years as a graduate assistant at his alma mater. Tight ends and offensive tackles coach Danny Pearman also played at Clemson, playing from 1983-87. He played in three bowls and coached in two more as a graduate assistant.

Leading the Way

Redshirt sophomore tailback Lee Suggs has made quite an impact in his first year as a starter. Not only did Suggs average 5.4 yards a carry, he led the Division I-A ranks in scoring (15.27 ppg) and the BIG EAST Conference in scoring and rushing (109.73 ypg) for the season.

In just 11 collegiate starts, Suggs has already shattered the Hokies' single-season records for rushing touchdowns (27), total touchdowns (28) and points (168). Suggs' performances

2000 RESULTS

(10-1, 6-1 BIG EAST)

(cancelled)	Georgia Tech (BCA Bowl)
hW	52-23 Akron
aW	45-28 East Carolina
hW	49-0 Rutgers*
aW	48-34 Boston College*
hW	35-13 Temple*
hW	48-20 West Virginia*
aW	22-14 Syracuse*
hW	37-34 Pittsburgh*
aL	21-41 Miami*
aW	44-21 Central Florida
hW	42-21 Virginia

* denotes BIG EAST game

this season also have helped him set new BIG EAST records in the same three categories, as well as in two single-game categories. He also has 30 career touchdowns, tying the school record.

Thanks to Suggs and a group of talented running mates, Tech's tailback spot is in good hands despite the early exit of 1,000-yard rusher Shyrone Stith to the NFL.

Suggs has led the way in the starting role, rushing for 1,207 yards. He posted a career-high 164 yards against Pittsburgh, 145 yards in the Boston College game, 143 yards at UCF, 122 yards at East Carolina, 121 yards against Miami and 116 yards against Virginia.

Suggs has scored at least one touchdown in every game. He scored five TDs at UCF, four versus Rutgers and Virginia and three against Pittsburgh. He has scored two TDs five times and one twice. He was a unanimous choice as winner of the Dudley Award, given to the state's top college football player and was named a third-team All-American by *Football News* and the AP.

Great Exposure

This past season, Virginia Tech football has been featured in or on *The Sporting News*, *USA Today*, *ESPN the Magazine*, *Sports Illustrated*, *ESPN*, *CNN/SI*, *CBS Sports*, *ESPN.com*, *ABC Sports Online* and numerous other publications and outlets.

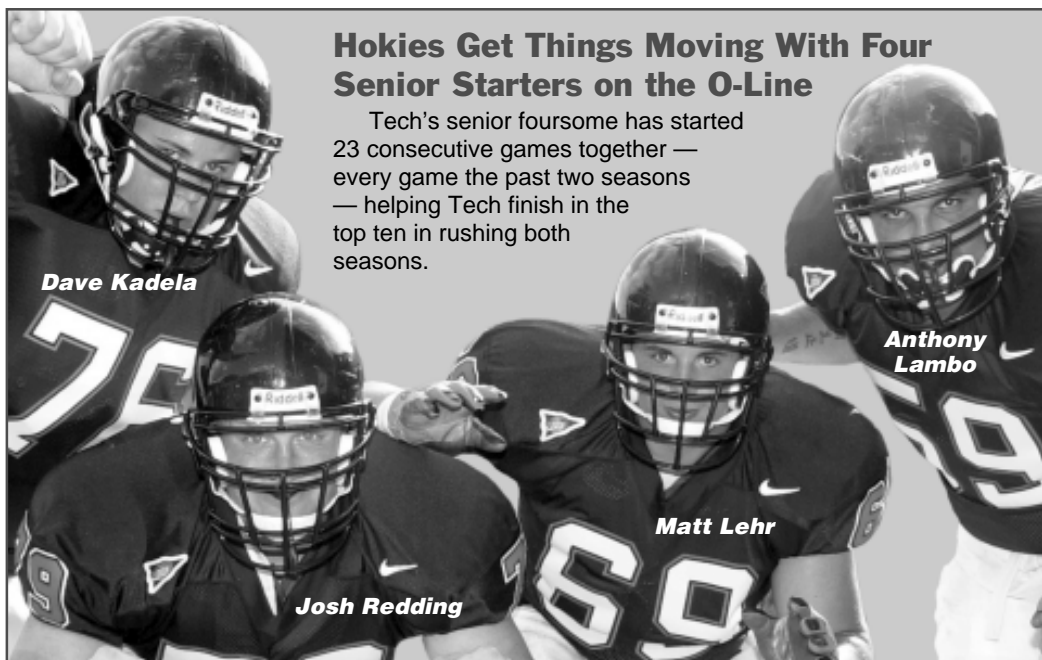
Virginia Tech had 12 players named All-BIG EAST this year, including four on the first team. Dave Kadela, Ben Taylor, Lee Suggs and David Pugh were all named to the first team. Suggs was a unanimous choice on the first team and was one of three to be named the conference's Offensive Player of the Year.

Over the past eight seasons, the Associated Press has released 125 Top 25 polls heading into this year's postseason. Of those 125 polls, Tech has been ranked in the poll 98 times.

Continued on next page

Hokies Get Things Moving With Four Senior Starters on the O-Line

Tech's senior foursome has started 23 consecutive games together — every game the past two seasons — helping Tech finish in the top ten in rushing both seasons.



Dave Kadela

Anthony Lambo

Matt Lehr

Josh Redding



Gator Bowl Notes

Terrific Fan Support

Tech's winning beat has kept fans dancing to the ticket window for season tickets. Counting 2000, which saw more than 35,000 applications for season packets, the Hokies have set a new record for season ticket sales seven consecutive years.

With the addition of new bleachers in the South endzone, Tech's season attendance figures soared this year. For the second year in a row, the Hokies sold out every home game of the season. In six games this season, Tech averaged a school-record 56,272 fans per game.



Nick Sorensen, who now plays outside linebacker for the Hokies, was named Tech's MVP in the 1998 Gator Bowl — as a quarterback.

TOP TEN

Virginia Tech has posted 74 wins in the last eight seasons, tying them for the seventh-winningest team in that span.

Team	W-L-T
1. Nebraska	89-10-0
2. Florida St.	86-9-1
3. Florida	85-13-1
4. Tennessee	80-16-0
Ohio State	80-22-0
6. Kansas State	79-17-0
7. Penn State	74-23-0
Virginia Tech	74-20-0
9. Michigan	72-24-0
10. Texas A&M	70-24-1

* Marshall has 91 wins over the last eight years, but has only been a Division I-A team for four years.

Hokie All-Americans

During Tech's eight-year bowl blitz that began in 1993, 15 Hokie players have won All-America honors. The latest additions to that list are junior wide receiver/punt returner André Davis, senior offensive lineman Matt Lehr, tailback Lee Suggs and linebacker Ben Taylor.

Davis was named a first-team All-American by the American Football Coaches' Association. He finished second in the nation in punt return average, returned three punts for touchdowns and led the BIG EAST with a 22.0 average. Lehr, who has allowed just a half-sack this year, was named a second-team All-American by the Walter Camp Foundation. Suggs was a third-team pick by *Football News* and The Associated Press. Taylor, who led the team in tackles with 103, was also a third-team selection by the AP.

Last season, quarterback Michael Vick, cornerback Anthony Midget, linebacker Jamel Smith and defensive end John Engelberger were all named All-Americans.

TECH IN THE NCAA RANKINGS

(Top 30 only)

Team Statistics

Rushing	YPG
5. Virginia Tech	270.45
Total Offense	YPG
20. Virginia Tech	426.36
Scoring Offense	PPG
5. Virginia Tech	40.27
Rushing Defense	YPG
16. Virginia Tech	99.30
Total Defense	YPG
27. Virginia Tech	323.64
Punt Return Yards	Avg.
1. Virginia Tech	18.23
Interceptions	INT
T-3. Virginia Tech	23
Turnovers Gained	TOs
14. Virginia Tech	29

Individual Statistics

Rushing	YPG
18. Lee Suggs	109.73
Interceptions	IPG
T-8. Willie Pile55
T-19. Ronyell Whitaker45
Punt Returns	Avg.
2. André Davis	22.00
16. Ronyell Whitaker	14.41
Scoring	PPG
1. Lee Suggs	15.27
Points Responsible For	PPG
10. Lee Suggs	15.27

Vick, last year's BIG EAST Offensive Player and Rookie of the Year, was named to *The Sporting News* First-Team All-America squad. Along with Smith and Engelberger, Vick was also named to The Associated Press second-team. Midget was voted to *The Sporting News* Third-Team All-America team.

By making the first-team All-America squads of the six major teams, defensive end Corey Moore became just the second unanimous All-American in Tech history. The repeat BIG EAST Defensive Player of the Year was named to the 25-man Burger King Coaches All-America team for the second consecutive year. He was an *Associated Press*,

a *Football News*, a Walter Camp Foundation, a Football Writers and a *Sporting News* first-team selection in 1999.

Derek Smith joined Moore on the Football News All-America team as a third-team pick. Center Jim Pyne started the streak by becoming Tech's first unanimous All-American in 1993. Defensive end Cornell Brown was a consensus pick in 1995 and a first-team pick by Walter Camp again in '96. Defensive tackle J.C. Price made the AP third team in 1995 and center Billy Conaty was a first-team choice of *The Sporting News* the following year. Pierson Prioleau was named third team by *The Sporting News* in 1997.

EIGHT IN A ROW

Virginia Tech is one of only seven teams to go to eight bowls in the last eight years. The other six teams are Florida, Florida State, Kansas State, Michigan, Nebraska and Tennessee.

Tech in the Polls

Virginia Tech is ranked No. 6 by The Associated Press and No. 5 by USA Today/ESPN. Tech opened the 2000 season with its highest preseason football rankings ever in both polls (11th AP; 10th USA Today/CNN). Tech's previous best preseason marks were 13/14 in '98.

The Hokies posted their highest ever football rankings last year and finished the 1999 season rated No. 2 by AP and No. 3 by the coaches. Heading into the '99 season, Tech's previous high in the AP poll had been 10th in the final 1995 poll that followed a 28-10 Sugar Bowl win over Texas. The Hokies had been ranked as high as No. 9 in the coaches' poll. Tech was ranked ninth by the coaches in the final postseason poll of 1995, as well as four times during the '96 season. During the '99 season, the Hokies were ranked among the nation's top eight teams by both polls for 13 straight weeks.

Tech has been ranked a total of 98 weeks by the AP during the past seven-plus seasons. When Frank Beamer took over in 1987,

Tech had been ranked a total of 12 weeks during the first 49 years of the AP poll.

What's a Hokie?

That's the most often-asked question in Virginia Tech athletics. The answer leads all the way back to 1896 when Virginia Agricultural and Mechanical College changed its name to Virginia Polytechnic Institute. With the change came the necessity for writing a new cheer and a contest for such a purpose was held by the student body. Senior O.M. Stull won first prize for his "Old Hokie" yell which still is used today. Later, when asked if "Hokie" had any special meaning, Stull explained the words he used had no hidden or symbolic meaning, but had been thought up in an effort to get attention. Hokie soon became a nickname for all Tech teams and for those people loyal to Tech athletics. Following is the "Old Hokie" yell in its original form:

Hoki, Hoki, Hoki Hy!
Tech! Tech! V.P.!!
Sola-Rex Sola-Rah
Polytech-Vir-gin-i-a!!
Rae, Ri, V.P.I.

The Game on TV

The Toyota Gator Bowl matchup between Virginia Tech and Clemson will be televised by NBC. This will be the Hokies' first appearance on the network since the 1998 Gator Bowl, when Tech played North Carolina. That game marked Tech's first

appearance on the network. Virginia Tech is 42-10 in televised football games the past six seasons.



2000 START CHART



Willie Pile (35) and Nathaniel Adibi (83) both started every game for the Tech defense this year.

Pos.	Offense (starts)
SE	Emmett Johnson (11)
LT	Anthony Lambo (11)
LG	Matt Lehr (11)
C	Steve DeMasi (11)
RG	Josh Redding (11)
RT	Dave Kadela (11)
TE	Browning Wynn (9) Bob Slowikowski (2)
QB	Michael Vick (9) Dave Meyer (2)
FB	Jarrett Ferguson (11)
TB	Lee Suggs (11)
FL	André Davis (7) Ernest Wilford (4)

Pos.	Defense (starts)
E	Lamar Cobb (11)
T	Chad Beasley (10) Dan Wilkinson (1)
T	David Pugh (11)
E	Nathaniel Adibi (11)
OLB	Phillip Summers (7) Nick Sorensen (4)
ILB	Jake Houseright (11)
ILB	Ben Taylor (11)
FC	Ronyell Whitaker (6) Eric Green (5)
FS	Willie Pile (11)
ROV	Cory Bird (11)
BC	Larry Austin (4) Ronyell Whitaker (5) Billy Hardee (2)



A Bright Future
The expansion of Lane Stadium/Worsham Field is one of several exciting projects that will help Virginia Tech football maintain a spot among the nation's top programs.



Virginia Tech Roster

- 83 **Nathaniel Adibi*** DE, 6-3, 242, r-Fr.
Hampton, Va., Phoebus, Bill Dee
- 24 **Larry Austin***** CB, 5-9, 184, r-Jr.
Norfolk, Va., Norview, David Heath
- 94 **Chad Beasley***** DT, 6-5, 277, r-Jr.
Gate City, Va., Gate City, Nick Colobro
- 16 **Cory Bird****** ROV, 5-10, 219, r-Sr.
Mays Landing, N.J., Oakcrest, Jeff Spector
- 90 **Franklin Bowser*** DE, 6-1, 241, r-Sr.
Virginia Beach, Va., Apex (N.C.), Bob Wolfe
- 47 **Wayne Briggs\$*** FB, 5-10, 236, r-Jr.
Windsor, Va., Windsor, Joe Jones
- 33 **Derald Bryant** CB, 5-8, 189, So.
Ft. Belvoir, Va., Mt. Vernon, Marty Riddle
- 46 **Chris Buie*** LB, 6-0, 223, r-Fr.
Tampa, Fla., Armwood, Sean Callahan
- 20 **Keith Burnell** TB, 6-0, 198, r-So.
Chesapeake, Va., Western Branch, Lew Johnston
- 30 **Tee Butler**** LB, 6-0, 201, r-Sr.
Plainsboro, N.J., Woodberry Forest, Bill Davis
- 85 **Derek Carter@****** TE, 6-2, 270, Sr.
Smithfield, Va., Smithfield, Miles Blount
- 28 **Lamar Cobb*** DE, 6-2, 224, r-So.
Hurt, Va., Gretna, Robert Prunty
- 99 **Cols Colas*** DE, 6-0, 226, r-Fr.
Plantation, Fla., South Plantation, Dan Margurit
- 21 **Michael Crawford*** ROV, 5-11, 194, r-Fr.
Baltimore, Md., Patterson, Roger Wrenn
- 88 **André Davis***** FL, 6-1, 196, r-Jr.
Niskayuna, N.Y., Niskayuna, John Furey
- 57 **Anthony Davis\$**** OT, 6-4, 321, So.
Victoria, Va., Central-Lunenburg, Chippie Chappell
- 95 **Jim Davis@*** DE, 6-4, 236, Fr.
Highland Springs, Va., Highland Springs, R. Stokes
- 61 **Steve DeMasi**** C, 6-3, 277, r-Jr.
Virginia Beach, Va., Cox, Reggie Garrett
- 48 **Mike Donahue*** FL, 6-0, 189, r-Jr.
Barrington, R.I., Barrington, Bill MacCagney
- 43 **Doug Easlick** FB, 6-0, 213, r-Fr.
Marlton, N.J., Cherokee, John Scott
- 27 **Jarrett Ferguson***** FB, 5-9, 217, r-Jr.
Goodview, Va., Staunton River, Bob Gray
- 60 **Jacob Gibson** OG, 6-4, 293, r-Fr.
Rocky Mount, Va., Franklin County, Jerry Little
- 1 **Eric Green*** CB, 5-11, 177, Fr.
Clewiston, Fla., Clewiston, Al Morrell
- 64 **Jake Grove*** C, 6-3, 278, r-Fr.
Forest, Va., Jefferson Forest, Ed Landis
- 25 **Billy Hardee†*** CB/S, 5-11, 196, r-So.
Winter Haven, Fla., Winter Haven, Maxie Hunter
- 66 **Jeff Hartzog*** OT, 6-3, 258, Sr.
Forest, Va., Jefferson Forest, Bob Christmas
- 42 **Cullen Hawkins****** FB, 6-0, 215, r-Sr.
Pittsburgh, Pa., Upper St. Clair, Jim Render
- 41 **Jake Houseright***** LB, 6-3, 237, Jr.
Gate City, Va., Gate City, Nick Colobro
- 75 **Ricky Hudson††** C, 6-3, 276, r-So.
Dumfries, Va., C.D. Hylton, Bill Brown
- 23 **T.J. Jackson*** LB, 6-1, 208, r-So.
Delray Beach, Fla., Olympic Heights, Willie Dadaro

- 18 **Emmett Johnson***** SE, 6-3, 205, Jr.
Chesapeake, Va., Western Branch, Lew Johnston
- 76 **Dave Kadela@***** OT, 6-6, 287, Sr.
Dublin, Ohio, Coffman, Eric Tudor
- 55 **Ken Keister*** DS, 6-1, 224, r-So.
Radford, Va., Radford, Norm Lineburg
- 4 **André Kendrick****** TB, 5-7, 175, r-Sr.
Lynchburg, Va., E.C. Glass, Bo Henson
- 37 **Chris Krebs***** ROV, 6-1, 196, r-Jr.
Burke, Va., Robinson, Nick Hilgert
- 59 **Anthony Lambo****** OT, 6-3, 286, r-Sr.
Bloomfield, N.J., Bloomfield, Michael Carter
- 69 **Matt Lehr***** OG, 6-2, 285, Sr.
Woodbridge, Va., Woodbridge, Ron Davis
- 70 **Kevin Lewis*** DT, 6-1, 263, Fr.
Richmond, Va., Varina, Ed Bulheller
- 63 **Joe Marchant+**** OG, 6-3, 291, r-Sr.
Centerville, Utah, Viewmont, Ross Harris
- 39 **Alex Markogiannakis** LB, 5-9, 204, r-So.
Chantilly, Va., Robinson, Mark Bendorf
- 5 **Kevin McCadam^*** FS, 6-1, 208, Jr.
Lakeside, Calif., El Capitan, Dave Waastad
- 13 **Dave Meyer***** QB, 6-3, 201, r-Sr.
Ramsey, N.J., Ramsey, Steve Hyman
- 97 **Jon Mollerup** PK, 5-11, 199, r-So.
Lyndhurst, Va., Stuarts Draft, Tom Goforth
- 82 **Ronald Moody** SE, 6-1, 196, r-Fr.
Chesapeake, Va., Great Bridge, Noble Palmer
- 67 **Anthony Nelson\$** OG, 6-4, 307, r-Fr.
Kingsport, Tenn., Sullivan South, Lonnie Messick
- 11 **Grant Noel** QB, 6-1, 215, r-So.
Ridgeley, W.Va., Frankfort, Greg Phillips
- 74 **Luke Owens**** OG, 6-3, 315, r-So.
Grundy, Va., Grundy, Greg Rowe
- 9 **Terrell Parham*** SE, 6-0, 190, r-So.
Bartow, Fla., Bartow, Kenny Wells
- 89 **Robert Peaslee*** P, 6-0, 188, r-Fr.
Pulaski, Va., Pulaski County, Joel Hicks

- 35 **Willie Pile*** FS, 6-3, 204, r-So.
Alexandria, Va., West Potomac, Dale Eaton
- 3 **Deon Provitt*** LB, 6-1, 209, r-Fr.
Warren, Ohio, John F. Kennedy, Tony Napolet
- 71 **David Pugh***** DT, 6-3, 271, r-Jr.
Madison Heights, Va., Amherst County, M. Crouch
- 79 **Josh Redding****** OG, 6-4, 305, r-Sr.
Hanover, Pa., Southwestern, Don Seidenstricker
- 53 **Channing Reed^^*** DT, 6-2, 293, Jr.
Trenton, N.J., Trenton Central, Lawrence Parker
- 6 **Vegas Robinson** LB, 6-0, 227, r-Fr.
Chesapeake, Va., Deep Creek, David Cox
- 87 **Bob Slowikowski***** TE, 6-5, 246, r-Jr.
Pittsburgh, Pa., Central Catholic, John Fiscetti
- 14 **Nick Sorensen****** LB, 6-3, 206, r-Sr.
Vienna, Va., George Marshall, Pete Salvano
- 22 **Lee Suggs**** TB, 6-0, 207, r-So.
Roanoke, Va., William Fleming, George Miller
- 8 **Phillip Summers****** LB, 6-0, 205, r-Sr.
Clewiston, Fla., Clewiston, Al Morrell
- 40 **Ben Taylor***** LB, 6-2, 226, Jr.
Bellaire, Ohio, Bellaire, John Magistro
- 36 **Dirk Taylor** LB, 6-0, 196, Jr.
Penn Laird, Va., Spotswood, Eric Baylor
- 31 **Anthony Thibodeau*** FL, 6-0, 185, Sr.
Springfield, Va., Hayfield, Dudley Johnson
- 7 **Michael Vick**** QB, 6-1, 214, r-So.
Newport News, Va., Warwick, Tommy Reamon
- 32 **Wayne Ward***** TB, 5-11, 209, r-Jr.
Plant City, Fla., Plant City, Todd Long
- 49 **Carter Warley*** PK, 5-11, 184, r-Fr.
Richmond, Va., Fork Union, Mickey Sullivan
- 34 **Brian Welch**** LB, 6-0, 240, r-Jr.
Fairfax, Va., Oakton, Pete Bendorf
- 2 **Ronyell Whitaker**** CB, 5-9, 193, r-So.
Norfolk, Va., Lake Taylor, Dan Newell
- 17 **Garnell Wilds*** CB, 6-0, 187, r-Fr.
Tampa, Fla., Hillsborough, Earl Garcia, Jr.
- 19 **Ernest Wilford@*** FL, 6-5, 211, r-Fr.
Richmond, Va., Armstrong/Franklin, Otis Brayboy
- 54 **Dan Wilkinson*** DT, 6-1, 260, r-Jr.
W. Palm Beach, Fla., Palm Beach Lakes, Bill Bolinder
- 86 **Keith Willis*** TE, 6-5, 234, r-Fr.
Norfolk, Va., Norview, Carleton Thomas
- 58 **Matt Wincek***** OT, 6-5, 283, Jr.
Wilkes-Barre, Pa., Coughlin, John Joseph
- 26 **Shawn Witten**** SE, 6-0, 190, So.
Elizabethton, Tenn., Elizabethton, Dave Rider
- 45 **Benny Wolfe***** LB, 5-10, 203, Sr.
Gate City, Va., Gate City, Nick Colobro
- 93 **Browning Wynn***** TE, 6-3, 230, r-Jr.
Jonesville, Va., Lee, Allen Kinser

PRONUNCIATION

Nathaniel ADIBI uh-DEE-bee
Keith BURNELL burr-NELL
COLS COLAS coles CO-las
Dave KADELA kuh-DELL-uh
Matt LEHR lair
Joe MARCHANT MAR-chant
Alex MARKOGIANNAKIS
..... marko-gee-an-KNOCK-us
Jon MOLLERUP MAH-ler-up
Grant NOEL knoll
Robert PEASLEE PEESE-lee
Deon PROVITT PRO-vit
Bob SLOWIKOWSKI slow-COW-ski
Anthony THIBODEAU TIB-ah-doe
Carter WARLEY WOR-lee
Matt WINCEK win-SECK

* Letter earned

\$ also attended Hargrave Military Academy (Va.);

@ also attended Fork Union Military Academy (Va.);

† also attended Florida Southern College;

†† also attended UConn;

^ also attended Grossmont [Calif.] CC;

^^ Montgomery [Md.] College;

+ also attended Dixie College (Utah);

++ also attended Peddie School (N.J.)

Tech vs. Clemson



VT Numerical

- 1 Eric Green CB
- 2 Ronyell Whitaker CB
- 3 Deon Provitt LB
- 4 André Kendrick TB
- 5 Kevin McCadam FS
- 6 Vegas Robinson LB
- 7 Michael Vick QB
- 8 Phillip Summers LB
- 9 Terrell Parham SE
- 11 Grant Noel QB
- 13 Dave Meyer QB
- 14 Nick Sorensen LB
- 16 Cory Bird ROV
- 17 Garnell Wilds CB
- 18 Emmett Johnson SE
- 19 Ernest Wilford FL
- 20 Keith Burnell TB
- 21 Michael Crawford ROV
- 22 Lee Suggs TB
- 23 T.J. Jackson LB
- 24 Larry Austin CB
- 25 Billy Hardee CB/S
- 26 Shawn Witten SE
- 27 Jarrett Ferguson FB
- 28 Lamar Cobb DE
- 30 Tee Butler LB
- 31 Anthony Thibodeau... FL
- 32 Wayne Ward TB
- 33 Derald Bryant CB
- 34 Brian Welch LB
- 35 Willie Pile FS
- 36 Dirk Taylor LB
- 37 Chris Krebs ROV
- 39 Alex Markogiannakis LB
- 40 Ben Taylor LB
- 41 Jake Houseright LB
- 42 Cullen Hawkins FB
- 43 Doug Easlick FB
- 45 Benny Wolfe LB
- 46 Chris Buie LB
- 47 Wayne Briggs FB
- 48 Mike Donahue FL
- 49 Carter Warley PK
- 53 Channing Reed DT
- 54 Dan Wilkinson DT
- 55 Ken Keister DS
- 57 Anthony Davis OT
- 58 Matt Wincek OT
- 59 Anthony Lambo OT
- 60 Jacob Gibson OG
- 61 Steve DeMasi C
- 63 Joe Marchant OG
- 64 Jake Grove C
- 66 Jeff Hartzog OT
- 67 Anthony Nelson OG
- 69 Matt Lehr OG
- 70 Kevin Lewis DT
- 71 David Pugh DT
- 74 Luke Owens OG
- 75 Ricky Hudson C
- 76 Dave Kadela OT
- 79 Josh Redding OG
- 82 Ronald Moody SE
- 83 Nathaniel Adibi DE
- 85 Derek Carter TE
- 86 Keith Willis TE
- 87 Bob Slowikowski TE
- 88 André Davis FL
- 89 Robert Peaslee P
- 90 Franklin Bowser DE
- 93 Browning Wynn TE
- 94 Chad Beasley DT
- 95 Jim Davis DE
- 97 Jon Mollerup PK
- 99 Cols Colas DE

WHEN TECH HAS THE BALL

TECH OFFENSE (Multiple)

- SE 18 **Emmett Johnson** (6-3, 205, Jr.)
- 26 Shawn Witten (6-0, 190, So.)
- LT 59 **Anthony Lambo** (6-3, 286, r-Sr.)
- 57 Anthony Davis (6-4, 321, So.)
- LG 69 **Matt Lehr** (6-2, 285, Sr.)
- 63 Joe Marchant (6-3, 291, r-Sr.)
- C 61 **Steve DeMasi** (6-3, 277, r-Jr.)
- 64 Jake Grove (6-3, 278, r-Fr.)
- RG 79 **Josh Redding** (6-4, 305, r-Sr.)
- 74 Luke Owens (6-3, 315, r-So.)
- RT 76 **Dave Kadela** (6-6, 287, Sr.)
- 58 Matt Wincek (6-5, 283, Jr.)
- TE 93 **Browning Wynn** (6-3, 230, r-Jr.)
- 7 Bob Slowikowski (6-5, 246, r-Jr.)
- QB 8 **Michael Vick** (6-1, 214, r-So.)
- 13 Dave Meyer (6-3, 201, r-Sr.)
- 11 Grant Noel (6-1, 215, r-So.)
- FB 27 **Jarrett Ferguson** (5-9, 217, r-Jr.)
- or 42 Cullen Hawkins (6-0, 215, r-Sr.)
- TB 22 **Lee Suggs** (6-0, 207, r-So.)
- 4 André Kendrick (5-7, 175, r-Sr.)
- FL 19 **Ernest Wilford** (6-5, 211, r-Fr.)
- or 88 André Davis (6-1, 196, r-Jr.)

CLEMSON DEFENSE

- DE 98 **Nick Eason** (6-4, 255, r-So.)
- 91 Bryan McNeal (6-4, 235, r-So.)
- DT 92 **Terry Jolly** (6-3, 290, Sr.)
- 90 Freddie James (6-0, 265, Sr.)
- DT 76 **Jason Holloman** (6-3, 285, r-Sr.)
- 99 Gary Childress (6-3, 270, r-Sr.)
- DE 93 **Terry Bryant** (6-4, 275, r-Sr.)
- 56 Khaleed Vaughan (6-4, 250, r-Fr.)
- SLB 48 **Braxton K. Williams** (6-2, 215, Jr.)
- 42 Altroj Bodrick (6-1, 215, Jr.)
- MLB 46 **Chad Carson** (6-3, 235, Jr.)
- 41 Rodney Thomas (6-0, 225, So.)
- WLB 43 **Keith Adams** (5-11, 220, Jr.)
- 47 Rodney Feaster (6-0, 210, So.)
- CB 28 **Alex Ardley** (5-10, 170, r-Jr.)
- 27 Kevin Johnson (6-0, 185, r-Fr.)
- SS 40 **Charles Hafley** (6-1, 195, Jr.)
- 3 Eric Meekins (6-2, 190, So.)
- FS 9 **Robert Carswell** (6-0, 215, Sr.)
- 31 Chad Speck (6-0, 208, Sr.)
- CB 30 **Darrel Crutchfield** (6-0, 180, Sr.)
- 2 Brian Mance (5-11, 185, So.)

WHEN CLEMSON HAS THE BALL

TECH DEFENSE (4-3)

- DE 28 **Lamar Cobb** (6-2, 224, r-So.)
- 99 Cols Colas (6-0, 226, r-Fr.)
- DT 94 **Chad Beasley** (6-5, 277, r-Jr.)
- 54 Dan Wilkinson (6-1, 260, r-Jr.)
- or 70 Kevin Lewis (6-1, 263, Fr.)
- DT 71 **David Pugh** (6-3, 271, r-Jr.)
- 53 Channing Reed (6-2, 293, Jr.)
- DE 83 **Nathaniel Adibi** (6-3, 242, r-Fr.)
- 95 Jim Davis (6-4, 236, Fr.)
- OLB 8 **Phillip Summers** (6-0, 205, r-Sr.)
- 14 Nick Sorensen (6-3, 206, r-Sr.)
- ILB 41 **Jake Houseright** (6-3, 237, Jr.)
- 34 Brian Welch (6-0, 240, r-Jr.)
- ILB 40 **Ben Taylor** (6-2, 226, Jr.)
- 45 Benny Wolfe (5-10, 203, Sr.)
- FC 2 **Ronyell Whitaker** (5-9, 193, r-So.)
- 1 Eric Green (5-11, 177, Fr.)
- FS 35 **Willie Pile** (6-3, 204, r-So.)
- 5 Kevin McCadam (6-1, 208, Jr.)
- ROV 16 **Cory Bird** (5-10, 219, r-Sr.)
- 8 Phillip Summers (6-0, 205, r-Sr.)
- BC 25 **Billy Hardee** (5-11, 196, r-So.)
- 2 Ronyell Whitaker (5-9, 193, r-So.)

CLEMSON OFFENSE

- WR 6 **Justin Watts** (6-0, 202, r-Sr.)
- 82 Jackie Robinson (6-1, 190, So.)
- LT 73 **T.J. Watkins** (6-3, 272, r-Jr.)
- 77 Brady Washburn (6-5, 285, r-So.)
- LB 50 **Will Merritt** (6-3, 260, r-Jr.)
- 68 Jermyn Chester (6-2, 255, r-Fr.)
- C 59 **Kyle Young** (6-3, 265, r-Jr.)
- 51 Brian Outlaw (6-2, 245, Jr.)
- RG 60 **Theo Mougros** (6-2, 270, r-Gr.)
- 78 Greg Walker (6-5, 315, r-Fr.)
- RT 79 **Gary Byrd** (6-4, 290, r-So.)
- 67 John McDermott (6-6, 280, r-Gr.)
- TE 83 **Morgan Woodward** (6-0, 212, r-Jr.)
- 88 Nathan Gillespie (6-3, 271, r-So.)
- QB 1 **Woodrow Dantzer** (5-11, 190, r-Jr.)
- 7 Willie Simmons (6-0, 190, r-Fr.)
- TB 8 **Travis Zachery** (6-0, 190, r-Jr.)
- 20 Bernard Rambert (6-0, 200, So.)
- FB 26 **Terry Witherspoon** (5-11, 265, Gr.)
- 10 Chad Jasmin (5-10, 220, r-Fr.)
- WR 23 **Rod Gardner** (6-3, 215, r-Sr.)
- 17 Kevin Youngblood (6-5, 210, r-Fr.)

ON SPECIAL TEAMS

TECH SPECIALISTS

- PK 49 Carter Warley (5-11, 184, r-Fr.)
- 97 Jon Mollerup (5-11, 199, r-So.)
- P 89 Robert Peaslee (6-0, 188, r-Fr.)
- 40 Ben Taylor (6-2, 226, Jr.)
- KO 49 Carter Warley (5-11, 184, r-Fr.)
- LS 55 Ken Keister (6-1, 224, r-So.)
- HO 89 Robert Peaslee (6-0, 188, r-Fr.)
- PR 2 Ronyell Whitaker (5-9, 193, r-So.)
- 88 André Davis (6-1, 196, r-Jr.)
- KOR 4 André Kendrick (5-7, 175, r-Sr.)
- 22 Lee Suggs (6-0, 207, r-So.)

CLEMSON SPECIALISTS

- PK 19 Aaron Hunt (5-11, 210, Fr.)
- 39 Tony Lazzara (5-9, 178, r-So.)
- P 24 Jamie Somaini (6-1, 230, r-Sr.)
- 13 Tif Miller (6-3, 204, Jr.)
- KO 39 Tony Lazzara (5-9, 178, r-So.)
- LS 63 Henry Owen (5-11, 225, Jr.)
- HO 12 Jeff Scott (6-1, 190, Fr.)
- PR 16 Joe Don Reames (5-10, 185, r-So.)
- 2 Brian Mance (5-11, 185, So.)
- KOR 82 Jackie Robinson (6-1, 190, So.)
- 16 Joe Don Reames (5-10, 185, r-So.)

Clemson Numerical

- 1 Woodrow Dantzer .. QB
- 2 Brian Mance CB
- 3 Eric Meekins SS
- 5 Keith Kelly RB
- 6 Justin Watts WR
- 7 Willie Simmons QB
- 8 Travis Zachery TB
- 9 Robert Carswell FS
- 10 Chad Jasmin TB
- 12 Jeff Scott WR
- 13 Tif Miller P/K
- 15 Matt Schell QB
- 16 Joe Don Reames ... WR
- 17 Kevin Youngblood .. WR
- 19 Aaron Hunt PK
- 20 Bernard Rambert TB
- 23 Rod Gardner WR
- 24 Jamie Somaini P/PK
- 25 Marcus Houskin FS
- 26 Terry Witherspoon ... FB
- 27 Kevin Johnson CB
- 28 Alex Ardley CB
- 29 Toré White TB
- 30 Darrel Crutchfield ... CB
- 31 Chad Speck FS
- 32 Marcez Mitchell PK
- 34 Charles Harper FS
- 36 Touré Francis DB
- 37 Marvis Jenkins WR
- 38 Tony Elliott WR
- 39 Tony Lazzara PK
- 40 Charles Hafley SS
- 41 Rodney Thomas LB
- 42 Altroj Bodrick LB
- 43 Keith Adams LB
- 44 David Ellis LB
- 45 John Leake LB
- 46 Chad Carson LB
- 47 Rodney Feaster LB
- 48 Braxton K. Williams .. LB
- 49 Kenzi Ross LB
- 50 Will Merritt OG
- 51 Brian Outlaw C
- 53 Tommy Sharpe SN
- 55 Marcus Lewis DE
- 56 Khaleed Vaughn DE
- 58 J.J. Howard TE
- 59 Kyle Young C
- 60 Theo Mougros OG
- 63 Henry Owen LS
- 67 John McDermott OT
- 68 Jermyn Chester OG
- 70 William Henry OT
- 73 T.J. Watkins OT
- 74 Nick Black OG
- 75 Tyrone Dickerson ... DL
- 76 Jason Holloman DT
- 77 Brady Washburn OT
- 78 Gregory Walker OG
- 79 Gary Byrd OT
- 80 Matt Bailey WR
- 81 Joel Gardner WR
- 82 Jackie Robinson WR
- 83 Morgan Woodward ... TE
- 84 J.J. McKelvey WR
- 85 Ronnie Thomas WR
- 87 Tyrone Lee TE
- 88 Nathan Gillespie OT
- 90 Freddie James DT
- 91 Bryant McNeal DE
- 92 Terry Jolly DT
- 93 Terry Bryant DE
- 95 Jovon Bush DT
- 97 DeJuan Polk DT
- 98 Nick Eason DE
- 99 Gary Childress DE



83



Nathaniel Adibi

Defensive End

6-3 • 242 • r-Fr. • 1VL • Hampton, Va. Phoebus H.S.

A first-team freshman All-America pick by *The Sporting News* ... Started every game at end for the Hokies' young defensive unit ... Averaged over 40 defensive plays a game ... Also contributed on special teams ... Tied for the team lead in sacks with five ... A big, athletic player who is both smart and disciplined ... Earned Iron Hokie honors in preseason strength and conditioning tests ... Focused on being successful ...

2000: Started his first collegiate game and contributed five tackles, including a sack and another tackle for loss, against Akron ... Contributed two quarterback hurries against East Carolina ... Had two tackles behind the line, including a sack, during a five-tackle outing versus West Virginia ... Collected another sack and a season-high six tackles in the Pittsburgh game ... Posted two sacks and returned a fumble 36 yards for a touchdown in Tech's win at UCF ... Was in on five tackles in wins against Boston College, Syracuse and Virginia ... Played a season-high 52 defensive snaps against the Orangemen ... Saw action on over 75 plays as a starter on the punt and punt return teams ... Finished the season with 45 total tackles ... Had eight tackles for loss, including five sacks for minus 33 yards ... Hurried the passer five times and knocked down a pass ...

Personal: Nathaniel Barnell Adibi ... Born 1/25/81 in Mississippi ... Son of Abiodun and Leanne Adibi ... Studying general engineering.

Tackles	G	UT	AT	Tot.	Loss	Sacks
2000	11	28	17	45	3-11	5-33
2000 Game-by-Game						
AKRON	1	4	1	5	2-11	1-8
At ECU	1	1	1	2	0-0	0-0
RUTGERS	1	3	0	3	0-0	0-0
At BC	1	3	2	5	0-0	0-0
TEMPLE	1	0	2	2	0-0	0-0
WVU	1	3	2	5	2-14	1-11

Tackles	G	UT	AT	Tot.	Loss	Sacks
At Syr	1	2	3	5	0-0	0-0
PITTSBURGH	1	4	2	6	1-7	1-7
At Miami	1	2	1	3	0-0	0-0
At UCF	1	3	1	4	2-7	2-7
VIRGINIA	1	3	2	5	1-5	0-0

24



Larry Austin

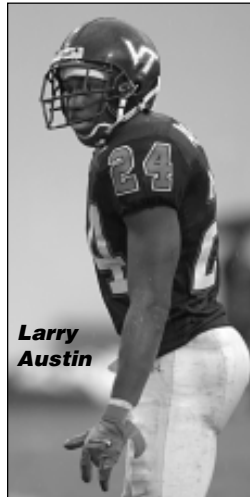
Cornerback

5-9 • 184 • r-Jr. • 3VL • Norfolk, Va. Norview H.S.

Took over the boundary cornerback position and started Tech's first four games ... Suffered a season-ending knee injury during the first quarter of the Boston College game ... Underwent surgery to repair a torn ACL in his left knee and will miss the Gator Bowl ...

2000: Earned Iron Hokie honors in preseason testing ... Saw action on 163 defensive plays during Tech's first three games ... Was in on 10 tackles and knocked down two passes during the season opener against Akron ... Posted six tackles and blocked a field goal at East Carolina ... Broke up two more passes and added five tackles against Rutgers ... Played just four plays at BC before his injury ...

Personal: Larry Darrell Austin, Jr. ... Born 5/17/79 in Norfolk, VA ... Son of Larry and Veronica Austin ... Studying residential property management.



Larry Austin

Tackles	G	UT	AT	Tot.	Loss	Sacks
1998	11	4	1	5	0-0	0-0
1999	11	27	11	38	1-14	1-10
2000	4	13	9	22	0-0	0-0
Career	26	44	21	65	1-14	1-10

Interceptions	G	No.	Yds.	Avg.	TD	LG
1998	11	0	0	0.0	0	0
1999	11	1	31	31.0	1	31
2000	4	0	0	0.0	0	0
Career	26	1	31	31.0	1	31

94



Chad Beasley

Defensive Tackle

6-5 • 277 • r-Jr. • 3VL • Gate City, Va. Gate City H.S.

Entered the season as the only returning Tech defensive lineman to have started a collegiate game ... Led the Hokies' defensive linemen in tackles and was fifth among BIG EAST linemen in tackles ... Earned second-team All-BIG EAST honors ... Started the first 10 games at tackle ... Suffered a high ankle sprain during the UCF game and saw only limited action against Virginia ... Is expected back for the bowl game ... Mixes size and athletic ability with a physical style of play ... Comes from an excellent football background ... Holds Tech's position record for a defensive tackle in the push jerk with a lift of 361 pounds ... Won Tech's Ironman competition during the summer of '99 ...

2000: Posted nine tackles in the season opener against Akron ... Intercepted a pass and returned it 15 yards in the East Carolina game ... Also contributed seven tackles against the Pirates ... Registered two tackles behind the line against both Temple and West Virginia ... Turned in back-to-back eight-tackle games against Syracuse and Pittsburgh ... Recorded a sack and broke up two passes against Pittsburgh ... Was in for a season-high 52 defensive plays at Syracuse ... Had a tackle for loss, four total tackles and a pass broken up before injuring his ankle at Central Florida ... Did not start against Virginia and saw only limited action ... Played on Tech's extra point and field goal unit and on the punt team ... Finished with 58 total tackles, including eight behind the line ... Contributed five quarterback hurries and five passes broken up ...

Personal: Thomas Chad Beasley ... Born 11/13/78 in Upper St. Clair, PA ... Son of Tom and Margie Beasley ... His dad was a star defensive lineman for Tech in the mid-1970s and played on two Super Bowl championship teams with the Pittsburgh Steelers ... His sister, Kerri, was a member of the Tech volleyball team, while his cousin, Jake Houseright, is a junior linebacker on the team ... Studying family and child development.

Tackles	G	UT	AT	Tot.	Loss	Sacks
1998	11	9	19	28	2- 4	1- 2
1999	11	16	23	39	4- 6	2-19
2000	11	23	35	58	7-17	1- 6
Career	33	48	77	125	13-27	4-27

2000 Game-by-Game						
AKRON	1	2	7	9	1- 2	0- 0
At ECU	1	1	6	7	0- 0	0- 0
RUTGERS	1	0	4	4	0- 0	0- 0
At BC	1	3	3	6	1- 1	0- 0
TEMPLE	1	2	2	4	2- 5	0- 0
WVU	1	4	1	5	2- 4	0- 0
At Syr	1	6	2	8	0- 0	0- 0
PITTSBURGH	1	4	4	8	1- 6	1- 6
At Miami	1	1	3	4	1- 5	0- 0
At UCF	1	0	2	2	0- 0	0- 0
VIRGINIA	1	0	1	1	0- 0	0- 0

Interceptions	G	No.	Yds.	Avg.	TD	LG
1998	11	1	0	0.0	0	0
1999	11	0	0	0.0	0	0
2000	11	1	15	15.0	0	15
Career	33	2	15	7.5	0	15



16

Cory Bird

Rover
5-10 • 219 • r-Sr. • 4VL
Mays Landing, N.J. • Oakcrest H.S.

Virginia Tech's defensive leader ... Has enjoyed an outstanding senior season ... Played on over 95 percent of the Hokies' defensive plays ... Saw action on an additional 100 plays on special teams ... Is third on the team in tackles and tied for the lead in tackles for loss ... Named to *ESPN The Magazine's* All-America team ... Has been selected to play in the Hula Bowl ... A second-team All-BIG EAST pick ... Rated the No. 11 strong safety in Division I-A during the preseason by *Athlon Sports* and the No. 20 safety by *Lindy's* ... The first player in the history of the Tech strength and conditioning program to earn Super Iron Hokie honors five straight years ...

2000: Turned in seven tackles and blocked a field goal in the season opener against Akron ... Scooped up a blocked punt and returned it nine yards for a touchdown at East Carolina ... Also posted six tackles and a quarterback hurry in that game ... Broke up a pass, recovered a fumble and added a tackle for loss against Rutgers ... Had a career-best 11 tackles and his first collegiate interception at Boston College ... Was in on six tackles, including one behind the line versus Temple ... Registered two tackles behind the line against both West Virginia and Syracuse ... Collected his second interception of the

year against the Orangemen ... Caused an interception in the Pittsburgh game ... Also had a sack, four total tackles and a pass deflection against the Panthers ... Registered three tackles behind the line against UCF, including two sacks ... Added three quarterback hurries and nine total tackles ... Posted eight more tackles in the Virginia game ... Third on the team in total tackles with 70, 44 unassisted ... Has 12 tackles behind the line, including three sacks ... Also has contributed seven passes broken up, six QB hurries, two fumble recoveries and two interceptions ...

Personal: Cory James Bird ... Born 8/10/78 in Atlantic City, NJ ... Son of Elaine Bird White and Earl White ... Enrolled in housing, interior design and resource management.

Tackles	G	UT	AT	Tot.	Loss	Sacks
1997	10	22	20	42	5-12	2-23
1998	11	15	3	18	0- 0	1-16
1999	11	47	27	74	7-12	6-37
2000	11	44	26	70	9-30	3-18
Career	43	128	76	204	21-54	12-94

2000 Game-by-Game						
AKRON	1	4	3	7	1- 3	0- 0
At ECU	1	4	2	6	0- 0	0- 0
RUTGERS	1	2	1	3	1- 4	0- 0
At BC	1	9	2	11	1- 5	0- 0
TEMPLE	1	2	4	6	1- 1	0- 0
WVU	1	4	0	4	2- 8	0- 0
At Syr	1	2	1	3	2- 8	0- 0
PITTSBURGH	1	3	1	4	1- 3	1- 3
At Miami	1	6	3	9	0- 0	0- 0
At UCF	1	4	5	9	3-16	2-15
VIRGINIA	1	4	4	8	0- 0	0- 0



90

Franklin Bowser


Defensive End
6-1 • 241 • r-Sr. • 1VL • Va. Beach, Va.
Apex (N.C.) H.S.

A senior who overcame some overwhelming odds to join the Hokies for the 2000 season ... Suffered a partial knee dislocation and underwent subsequent knee reconstructon in early spring ... Worked his way back and rejoined the team in August ... Saw limited action in four games ...

2000: Worked at the end position when he was cleared to practice ... Played three downs on defense against Akron and four downs in the East Carolina game ... Also got four plays in Tech's home win against West Virginia ... Got extra time in

the Hokies' two jayvee games ...

Personal: Franklin J. Bowser ... Born 8/4/78 in White Plains, NY ... Son of Ann Boyd and Turner Bowser ... Is enrolled in building construction.



Franklin Bowser



47

Wayne Briggs

Fullback
5-10 • 236 • r-Jr. • 1VL • Windsor, Va.
Windsor H.S.

A walk-on who has become a valuable contributor ... The Hokies' No. 3 fullback and a starter on special teams ... Has earned Super Iron Hokie honors six times during his Tech career ... Set a Tech position record with a 385-pound push jerk ... Led the running backs with a 410-pound bench press ... Possesses good skills ... Joined the travel squad for the last seven games of the 1999 season and has seen action in every game in 2000 ...

2000: A starter on Tech's kickoff return team ... Saw action in seven games at fullback ... Rushed once for five yards in Tech's win at East Carolina ... Caught a pass for a 17-yard gain against Rutgers ... Carried the football a total of four times during the season for 11 yards ...

Personal: Wayne Chissell Briggs ... Born 1/24/78 in Suffolk, VA ... Son of Wayne and Sandra Briggs ... Enrolled in interdisciplinary studies.

Rushing	G	No.	Yds.	Avg.	TD	LG
1999	5	1	2	2.0	0	2
2000	11	4	11	2.8	0	5
Career	16	5	13	2.6	0	5



33



Derald Bryant

Cornerback

5-8 • 189 • So. • Ft. Belvoir, Va. Mt. Vernon H.S.

A walk-on who worked as a backup at the boundary cornerback position ... Also worked with special teams and saw limited game action ... Picked up some extra experience playing in the Tech's two jayvee games ...

2000: Saw some playing time on the kickoff team early in the season ... Was in on six special teams plays against Akron and contributed a tackle ... Worked eight plays in the Rutgers game ... Got his only taste of action on defense in the West Virginia game ...

Personal: Derald Renay Bryant, Jr. ... Born 2/27/81 ... Son of Derald, Sr., and Barbara Bryant ... Is enrolled in university studies.



46

Chris Buie

Linebacker

6-0 • 223 • r-Fr. • 1VL • Tampa, Fla. Armwood H.S.

Saw his first action with the Hokies as a special teams starter this season ... Also helped provide depth at the mike linebacker position ... Gained Super Iron Hokie honors during preseason strength and conditioning tests ... Combines speed and strength with aggressiveness ...

2000: Played in nine games with all of his action coming on special teams ...

Started on the kickoff and kickoff return units ... Was in on two tackles on kickoffs against East Carolina ... Also posted tackles against Akron, Rutgers, Temple and Pittsburgh ... Finished with a total of six tackles ... Turned in a 400-pound bench press and 550-pound back squat during preseason testing ...

Personal: Jonathan Christopher Buie ... Born 11/16/79 in Tampa, FL ... Son of Johnny and Barbara Buie ... Enrolled in independent studies.

Tackles	G	UT	AT	Tot.	Loss	Sacks
2000	9	2	4	6	0-0	0-0

20



Keith Burnell

Tailback

6-0 • 198 • r-So. • Chesapeake, Va. Western Branch H.S.

Played in nine of the Hokies' 11 regular-season games ... Got some work at tailback in six of those games ... Also contributed as a member of the punt return team ... Turned in the longest run by a Tech tailback during the season with 59-yard jaunt against Rutgers ...

2000: Saw action on 10 offensive snaps against Rutgers ... Carried the football six times for 70 yards against the Scarlet Knights ... Scored his first collegiate touchdown on a 1-yard plunge ... Gained 13 yards on three carries against Akron and 12 yards on two rushes in the East Carolina game ... Was in on 10 special teams plays in the Temple game ... Finished the season with 17 rushes for 111 yards ...

Personal: Keith Tyrone Burnell ... Born 1/8/79 in Norfolk, VA ... Son of Janet Burnell ... Nicknamed "Sweet Feet" ... Enrolled in housing, interior design and resource management.

Rushing	G	No.	Yds.	Avg.	TD	LG
1999	2	7	14	2.0	0	6
2000	9	17	111	6.5	1	59
Career	11	24	125	5.2	1	59

Twenty-one of the 29 Tech players who started games on either offense or defense this season are scheduled to return for the 2001 season.

30



Tee Butler

Linebacker

6-0 • 201 • r-Sr. • 2VL • Plainsboro, N.J. Woodberry Forest H.S.

A valuable performer at outside linebacker and on special teams ... Has seen action in every game, including six on defense ... Played on over 100 special teams plays during the season ... A hard-nosed competitor with excellent strength ...

2000: Met five of his six goals during preseason strength and conditioning testing ... Started on the kickoff and kickoff return teams ... Posted three tackles in Tech's season opener against Akron ... Played a season-best 15 plays at linebacker during the Rutgers game and registered a tackle for loss ... Also had a tackle behind the line against Virginia ... Was in on two tackles versus both West Virginia and UVa ... Collected at least one tackle in nine of the Hokies' 11 games ... Had a total of 13 tackles, seven unassisted, for the season ...

Personal: Terrence Butler ... Born 2/7/77 in Brooklyn, NY ... Son of James and Alice Butler ... Enrolled in housing, interior design and resource management.

Tackles	G	UT	AT	Tot.	Loss	Sacks
1998	5	7	1	8	0-0	0-0
1999	11	21	10	31	4-8	0-0
2000	11	7	6	13	2-2	0-0
Career	27	35	17	52	6-10	0-0

85



Derek Carter

Tight End

6-2 • 270 • Sr. • 4VL • Smithfield, Va. Smithfield H.S.

A veteran player who helped make tight end one of the deepest positions on the team ... Started at the position during the 1998 and 1999 seasons ... Known for

his aggressiveness and blocking ability, but has averaged 20.6 yards per catch on his 12 career pass receptions ... Missed spring practice ... Did not return to action until the Temple game ... Averaged over 20 snaps at tight end and contributed on special teams ...

2000: Saw action on offense and special teams in each of the Hokies' last seven games ... Had a season-high 26 offensive plays against Pittsburgh and 25 versus Virginia ... Worked with the punt team and the kickoff return unit during the last half of the season ... Did not have a pass reception ...

Personal: Derek Sadar Carter ... Born 12/29/77 in Honolulu, HI ... Son of Brenda Carter and the late Steve Carter ... Majoring in human nutrition, foods and exercise.

Receiving	G	No.	Yds.	Avg.	TD	LG
1997	11	0	0	0.0	0	0
1998	11	5	115	23.0	0	35
1999	11	7	132	18.9	0	30
2000	7	0	0	0.0	0	0
Career	40	12	247	20.6	0	35

28



Lamar Cobb

Defensive End
6-2 • 224 • r-So. • 1VL • Hurt, Va. Gretna H.S.

Started every game at the stud end position ... Tied for the team lead in quarterback hurries with 10 ... Averaged 41 defensive plays per game ... Also contributed on special teams ... Topped the defensive ends with a 575-pound back squat in preseason testing ...

2000: Was in on six tackles in the season opener against Akron ... Turned in two tackles behind the line, including a sack, against East Carolina ... Also had three quarterback hurries in that game ... Had a tackle for loss and two hurries against Boston College ... Posted six tackles, a tackle for loss and two hurries at Syracuse ... Added six more tackles in the Pittsburgh game ... Blocked an extra point against West Virginia ... Returned a fumble for a 20-yard gain at UCF ... Finished the regular season with 47 tackles, 10 quarterback hurries, five tackles for loss and two passes broken up ...

Personal: Lamar Isaac Cobb ... Born 1/11/80 in Boone, NC ... Son of Raymond and Rhonda Cobb ... Studying management.

Tackles	G	UT	AT	Tot.	Loss	Sacks
2000	11	17	30	47	4- 9	1- 6
2000 Game-by-Game						
AKRON	1	2	4	6	0- 0	0- 0
At ECU	1	3	2	5	2- 7	1- 6
RUTGERS	1	1	2	3	0- 0	0- 0
At BC	1	2	1	3	1- 5	0- 0
TEMPLE	1	2	3	5	1- 1	0- 0
WVU	1	0	4	4	0- 0	0- 0
At Syr	1	3	3	6	0- 0	0- 0
PITTSBURGH	1	1	5	6	0- 0	0- 0
At Miami	1	1	2	3	0- 0	0- 0
At UCF	1	1	2	3	0- 0	0- 0
VIRGINIA	1	1	2	3	0- 0	0- 0



99

Cols Colas

Defensive End
6-0 • 226 • r-Fr. • 1VL • Plantation, Fla. South Plantation H.S.

A speedy newcomer who holds down the No. 2 spot at stud end ... Runs a sub-4.5 forty and bench presses 390 pounds ... Spent a lot of his high school career on the offensive side of the ball ... Has gained a



Cols Colas

lot of valuable experience ...

2000: Saw playing time in 10 of the Hokies' 11 games ... Was in on two tackles against Akron in his first collegiate game ... Contributed three tackles and a quarterback hurry against East Carolina ... Turned in a personal-best four tackles in the Rutgers game ... Posted three-tackle outings against both Pittsburgh and UCF ... Added QB hurries at Miami and Central Florida ... Played a season-high 30 defensive plays against Rutgers and 27 versus UCF ... Finished the season with 20 tackles and four hurries ...

Personal: Cols Colas ... Born 5/16/80 in Miami, FL ... Son of Evelyne Colas ... Enrolled in university studies.

Tackles	G	UT	AT	Tot.	Loss	Sacks
2000	10	6	14	20	0- 0	0- 0

21



Michael Crawford

Rover
5-11 • 194 • r-Fr. • 1VL • Baltimore, Md. Patterson H.S.

Another young player whose main contributions come on special teams ... Met five of his six goals during preseason testing ... Worked at the rover position ...

2000: Saw his only defensive action in the opener against Akron ... Worked six plays at rover and contributed a tackle ... Played on special teams in eight of the team's last 10 games ... Was in on a personal-best 13 special teams plays in the Miami game ... Started on the kickoff team and also worked with the punt return unit ... Had one tackle in games against Akron, East Carolina, Rutgers and West Virginia ... Registered two hits in the Boston College game ... Finished with three unassisted tackles and three assists ...

Personal: Michael Antonio Crawford ... Born 2/20/81 in Baltimore, MD ... Son of Iantha Carrington ... Enrolled in university studies.

Tackles	G	UT	AT	Tot.	Loss	Sacks
2000	9	3	3	6	0- 0	0- 0





88



André Davis

Flanker

6-1 • 196 • r-Jr. • 3VL • Niskayuna N.Y. Niskayuna H.S.

A dangerous big-play man who has been missing from the Hokies' offensive attack since late October ... Hopes to return for the bowl game after being limited to just 15 plays during Tech's last four games by a high ankle sprain and bursitis in his left foot ... Is an extremely valuable member of the Tech squad in several areas ... Finished second in the Division I-A ranks in punt returns and earned first-team All-America honors on the American Football Coaches Association team as a return specialist ... Ranks second on the team in pass receptions despite the missed playing time ... Turned in an incredible scoring flurry against West Virginia by scoring three touchdowns in three different ways on three consecutive Tech possessions ... Tied a Tech season record with three punt returns for touchdowns ... Named second-team All-BIG EAST as a return man ... Prior to the season, he was ranked the sixth-best receiver in Division I-A by *Lindy's* and the eighth-best by *The Sporting News* ... A two-time pick on the BIG EAST All-Academic Football Team ... Enjoyed a break-through season in 1999 when he averaged 27.5 yards per reception ... Has three career touchdowns on reverses ... Ranks seventh at Tech in all-time receiving yardage (1,363) ... Also a record-setting track man for the Hokies ...

2000: Started Tech's first seven games ... Caught two passes for 41 yards and a touchdown in the opener against Akron ... Contributed four receptions and returned a punt 87-yards for a TD at East Carolina ... It was the second-longest punt return ever by a Tech player ... Turned in a 71-yard touchdown return at Boston College and added a 76-yard return at home against West Virginia ... Caught six passes in the Temple game ... Had six catches for 127 yards versus WVU ... Showed just how dangerous he can be during the West

Virginia game when he struck for three touchdowns in just over six minutes ... Took a reverse 30 yards for the first score, then on Tech's next offensive play after forcing a punt he hauled in a 64-yard TD pass ... When the Mountaineers were forced to punt again, he returned the punt 76 yards for a touchdown ... Was injured at Syracuse ... Missed games against Pittsburgh and UCF and played just 11 snaps at Miami and only four versus Virginia ... Closed out the season with 18 punt returns for 396 yards, an average of 22 yards per return ... Added 24 pass receptions for 318 yards and three rushes for 51 yards ...

Personal: André N. Davis ... Born 6/12/79 ... Son of Clement and Marcia Davis ... Is a cousin of former Tech football player Rich Bowen ... Studying residential property management.

Receiving	G	No.	Yds.	Avg.	TD	LG
1998	8	5	83	16.6	0	49
1999	11	35	962	27.5	9	74
2000	9	24	318	13.3	2	64
Career	28	64	1363	21.3	11	74

2000 Game-by-Game

AKRON	1	2	41	20.5	1	34
At ECU	1	4	41	10.3	0	14
RUTGERS	1	3	34	11.3	0	15
At BC	1	0	0	0.0	0	0
TEMPLE	1	6	54	9.0	0	18
WVU	1	6	127	21.2	1	64
At Syr	1	2	21	10.5	0	19
PITTSBURGH				Did not play		
At Miami	1	1	0	0.0	0	0
At UCF				Did not play		
VIRGINIA	1	0	0	0.0	0	0

Rushing	G	No.	Yds.	Avg.	TD	LG
1998	8	0	0	0.0	0	0
1999	11	3	72	24.0	*3	28
2000	9	3	51	17.0	1	30
Career	28	6	123	20.5	*4	30

*one TD on a recovered fumble

Punt Ret	G	No.	Yds	Avg.	TD	LG
1998	8	1	36	36.0	0	36
1999	11	1	3	3.0	0	3
2000	9	18	396	22.0	3	87
Career	28	20	435	21.8	3	87

57



Anthony Davis

Offensive Tackle

6-4 • 321 • So. • 2VL • Victoria, Va. Central-Lunenburg H.S.

Is considered an additional starter at offensive tackle ... Also contributes as a starter on special teams ... Brings

outstanding size and strength to both duties ...

2000: Saw action in all 11 regular-season games at left tackle ... Played on the extra point and field goal teams ... Played a season-high 29 offensive plays against Central Florida and turned in his best performance of the season ... Also played well in the West Virginia and Pittsburgh games ... Was in for 27 snaps against both Temple and Miami ... Earned a winning grade in seven games ...

Personal: Anthony Sherrod Davis ... Born 3/27/80 in Paterson, NJ ... Son of Paul and Dorothy Hite ... Enrolled in university studies.



95

Jim Davis

Defensive End

6-4 • 236 • Fr. • 1VL Highland Springs, Va. Highland Springs H.S.

One of three true freshmen to see action this season ... Worked his way up to the No. 2 spot behind Nathaniel Adibi at end ... Saw action in every game ... Stands third on the team in sacks ... Has the size, quickness and skills to be an outstanding player ...

2000: Played on 27 snaps against Akron in is first collegiate game and contributed two tackles ... Saw action on a season-high 30 plays at East Carolina ... Posted three tackles, two quarterback hurries and shared a sack in the win over the Pirates ... Knocked down a pass against Rutgers ... Registered a personal-best six tackles in the Temple game, including a pair of sacks for minus 16 yards ... Had two tackles for loss and two quarterback hurries against Syracuse ... Was in on three tackles at Miami and added another sack in the Virginia game ... Averaged 25 plays per game for the season ... Finished with 28 tackles, including 17 primary hits ... Turned in six tackles behind the line, including 3.5 sacks ... Hurried the quarterback five times ...

Personal: James Edward Davis, Jr. ... Born 10/4/81 in Richmond, VA ... Son of James, Sr., and Sandra Davis.

Tackles	G	UT	AT	Tot.	Loss	Sacks
2000	11	17	11	28	2-	9 3.5-23

61



Steve DeMasi

Center

6-3 • 277 • r-Jr. • 2VL • Va. Beach, Va. Cox H.S.

Took over the center duties and turned in a solid senior season ... Started every game and averaged 46 plays ... Helped the Hokies to their second straight BIG EAST rushing title and a fifth-place finish nationally among Division I-A teams in rushing offense ... A great competitor who relies on his experience and doesn't make many mistakes ...

2000: Played over 500 snaps, including a season-high 72 versus Pittsburgh ... Graded a winning percentage in eight of 11 games ... Posted over 30 knockdown blocks ... Enjoyed his best outings against West Virginia, Pittsburgh and Virginia ...

Personal: Steven Francis DeMasi ... Born 11/24/79 in San Diego, CA ... Son of Frank and Beth DeMasi ... Studying finance.



48



Mike Donahue

Flanker

6-0 • 189 • r-Jr. • 1VL • Barrington, R.I. Barrington H.S.

Worked with five different special teams units during the season ... Also helped provide depth at the receiver positions ... Had at least one special teams tackle in eight of the Hokies' 11 games ... Possesses excellent speed and work ethic ... Another successful member of Tech's walk-on program ...

2000: Saw action on special teams in every game ... Started on punt and punt return teams ... Contributed 11 tackles during the season ... Posted three tackles in the opening game against Akron ... Played a season-high 16 special teams plays against Rutgers ... Also caught an 8-yard pass against the Scarlet Knights ... Had one tackle and an assisted tackle in the Temple game ...

Personal: Michael Patrick Donahue ... Born 1/27/79 in Rhode Island ... Son of Robert and Joanne Donahue ... Majoring in finance.

Tackles	G	UT	AT	Tot.	Loss	Sacks
1999	10	3	1	4	0- 0	0- 0
2000	11	7	4	11	0- 0	0- 0
Career	21	10	5	15	0- 0	0- 0

43



Doug Easlick

Fullback

6-0 • 213 • r-Fr. • Marlton, N.J. Cherokee H.S.

Moved from tailback to fullback during preseason practice ... Made the travel squad and saw limited action in six games ... Registered a 370-pound bench press during preseason testing ... Gained extra


experience by playing in Tech's two jayvee games ... Brings competitiveness and an aggressive style to the game ...

2000: Rushed three times for 19 yards against Akron ... Turned in personal-best 18-yard run in that game ... Played 15 offensive snaps against Rutgers, carrying the football twice for 9 yards ... Rushed once for 3 yards against Temple and had a 2-yard carry in the West Virginia game ... Also saw action against East Carolina and Virginia ... Finished the season with eight carries for 32 yards ... Played for the Tech jayvees against Fork Union Military Academy and ran for three touchdowns ...

Personal: Arthur Doug Easlick ... Born 12/4/80 in Mt. Holly, NJ ... Son of Jon and Connie Easlick ... Enrolled in university studies.

Rushing	G	No.	Yds.	Avg.	TD	LG
2000	6	8	32	4.0	0	18

27



Jarrett Ferguson

Fullback

5-9 • 217 • r-Jr. • 3VL • Goodview, Va. Staunton River H.S.

One of the most important members of the Hokies' offensive attack ... Excels as a runner, receiver and blocker ... Also chips in on special teams ... Has helped clear the way for record-breaking tailback Lee Suggs ... His six rushing touchdowns are the most rushing TDs in a season for a Tech fullback since 1991 ... A Super Iron Hokie in strength and conditioning program ... Was just the second player to attain the new Elite Level of Performance status in the Tech weight room ... Originally joined the team as a walk-on and went on to earn a scholarship ...

2000: Was rated the No. 10 fullback in Division I-A ranks prior to the season by *The Sporting News* ... Turned in a 7-yard touchdown run against East Carolina ... Rushed three times for 34 yards against West Virginia and scored on a 16-yard run ... Carried the football a season-high six times in games against Boston College, Pittsburgh and UCF ... Had a 26-yard run against UCF and finished that game with a season-high

Continued on following page





Ferguson, continued

35 yards rushing ... Scored touchdowns on runs of 13 and 1 yard in Tech's regular-season finale against Virginia ... Gained 25 yards on a pass reception against the Cavaliers ... Saw action on 443 offensive snaps and added over 60 plays as a starter on the extra point and field goal teams ... Averaged 5.3 yards per carry for the season ... Rushed for a total of 210 yards on 40 carries ... Added three pass receptions for 40 yards ...

Personal: Jarrett Thomas Ferguson ... Born 1/23/79 in Portsmouth, VA ... Son of Linda Ferguson ... A cousin of former Tech defensive lineman Bernard Basham ... Majoring in physical education.

Rushing	G	No.	Yds.	Avg.	TD	LG
1998	11	34	199	5.9	3	76
1999	11	34	173	5.1	1	33
2000	11	40	210	5.3	6	26
Career	33	108	582	5.4	10	76

2000 Game-by-Game

AKRON	1	2	12	6.0	0	7
At ECU	1	3	18	6.0	1	9
RUTGERS	1	2	1	0.5	0	3
At BC	1	6	18	3.0	1	6
TEMPLE	1	2	24	12.0	0	18
WVU	1	3	34	11.3	1	16
At Syr	1	1	-2	-2.0	0	0
PITTSBURGH	1	6	32	5.3	1	11
At Miami	1	5	20	4.0	0	8
At UCF	1	6	35	5.8	0	26
VIRGINIA	1	4	18	4.5	2	13

Receiving	G	No.	Yds.	Avg.	TD	LG
1998	11	7	99	14.1	1	26
1999	11	5	48	9.6	0	24
2000	11	3	40	13.3	0	25
Total	33	15	187	12.5	1	26



60

Jacob Gibson


Offensive Guard

6-4 • 293 • r-Fr. • Rocky Mount, Va. Franklin County H.S.

Worked his way into a backup spot at right guard ... Had some ground to make up after fracturing his leg twice during the spring ... Got some limited varsity experience ... Also saw playing time in the Hokies' two jayvee games ... Is expected to have a bright future ...

2000: Worked 15 offensive plays against both Akron and Rutgers ... Saw limited action in games against West Virginia, Miami and Virginia ...

Personal: Jacob Edward Gibson ... Born 1/29/81 in Rocky Mount, VA ... Son of William B. and Martha Sue Gibson ... His father, Benny, played football for East Carolina ... Enrolled in university studies.



1

Eric Green

Cornerback

5-11 • 177 • Fr. • 1VL • Clewiston, Fla. Clewiston H.S.

Found himself pressed into action as a true freshman due to injuries at the cornerback position ... Saw reserve action during the Hokies' first four games ... Moved into the starting field corner spot for the Temple game ... Ended up starting five games and playing nearly 400 defensive plays ... Led the team in passes broken up with 12 ... Named second-team freshman All-America by *The Sporting News* ... Had some ups and downs, but gained invaluable experience along the way ...


2000: Played in all 11 games on both defense and special teams ... Worked with several different special teams units, including the extra point, field goal and punt block teams ... Registered three tackles against Akron in his first collegiate action ... Earned BIG EAST Special Teams Player of the Week honors for his play in the Rutgers game ... Set up two first-half touchdowns in that game, one when he tackled RU punter Mike Barr for a 22-yard loss after a bad snap, and the other when he blocked a punt ... Also registered his first collegiate interception in that game and had two tackles ... Made his first start against Temple and turned in four tackles and two pass interceptions for 41 yards ... Also drew starts against West Virginia, Syracuse, Pittsburgh and Miami ... Was in on a season-best five tackles versus WVU and broke up three passes ... Had three more break ups, plus an interception, in the Pittsburgh game ... Played 68 defensive plays at Syracuse ... Finished the season with 31 total tackles, 19 unassisted ... Ranked third on the team in interceptions with four ...

Personal: Eric Denaud Green ... Born 3/16/82 in Pahokee, FL ... Son of Janice Freeman and Willie Green.

Tackles	G	UT	AT	Tot.	Loss	Sacks
2000	11	19	12	31	1-22	0-0
2000 Game-by Game						
AKRON	1	3	0	3	0-0	0-0
At ECU	1	1	2	3	0-0	0-0
RUTGERS	1	2	0	2	1-22	0-0

Tackles	G	UT	AT	Tot.	Loss	Sacks
At BC	1	0	2	2	0-0	0-0
TEMPLE	1	2	2	4	0-0	0-0
WVU	1	4	1	5	0-0	0-0
At Syr	1	1	2	3	0-0	0-0
PITTSBURGH	1	2	1	3	0-0	0-0
At Miami	1	2	2	4	0-0	0-0
At UCF	1	1	0	1	0-0	0-0
VIRGINIA	1	1	0	1	0-0	0-0

Interceptions	G	No.	Yds.	Avg.	TD	LG
2000	11	4	51	12.8	0	41



64

Jake Grove


Center

6-3 • 278 • r-Fr. • 1VL • Forest, Va. Jefferson Forest H.S.

Averaged 25 plays a game at center despite nagging back problems ... Brings outstanding strength and aggressiveness to the position ... Has bench pressed 420 pounds ... Contributed to the success of the Hokies' nationally-ranked running game ...

2000: Saw action in every game ... Worked a season-high 46 snaps against Temple and played 35 downs in the Miami game ... Earned a winning grade in seven of the 11 games ...

Personal: Charles Jacob Grove ... Born 1/22/80 in Johnson City, TN ... Son of Chuck and Ruth Grove ... His dad is a Tech graduate ... Enrolled in university studies.



25

Billy Hardee

Free Safety/Cornerback

5-11 • 196 • r-So. • 1VL Winter Haven, Fla. • Winter Haven H.S.

Proved to be a valuable addition to the secondary ... Was hampered by a pulled groin muscle at midseason and missed two games ... Returned to start the Hokies' last two games at the boundary cornerback position ... Transferred to Tech from Florida Southern College where he played soccer

... Worked mainly at free safety while sitting out a year ... A hard worker who is smart and aggressive ... His father, Billy, Jr., was a standout for the Hokies in the mid-1970s ...

2000: Got some work at free safety and cornerback ... Saw action on 24 defensive plays against Akron in the opener ... Contributed seven tackles against Akron in his first Tech game ... Was in on nine tackles, including two behind the line, in the Boston College game ... Was limited to just four plays on special teams against Temple due to a pulled muscle ... Missed games against West Virginia and Syracuse and saw action on just one play against Pittsburgh ... Returned and got brief playing time against Miami, posting two tackles ... Gained his first start at UCF and recorded five tackles ... Was in on 47 plays before leaving the game with a slight concussion ... Returned to start against Virginia and registered eight tackles ... Finished the season with a total of 34 tackles, two tackles for loss and two passes broken up ... Intercepted passes in each of his last two games, but both were nullified by penalties ...

Personal: Abraham Bill Hardee III ... Born 6/30/80 in Christiansburg, VA ... Son of Bill, Jr., and Debi Hardee ... His dad still ranks among Tech's top 10 career leaders in pass interceptions, punt returns and kickoff returns ... Studying human resources.

Tackles	G	UT	AT	Tot.	Loss	Sacks
2000	9	17	17	34	2- 5	0- 0



66

Jeff Hartzog

Offensive Tackle

6-3 • 258 • Sr. • 1VL • Forest, Va. Jefferson Forest H.S.

A hard-working senior who provides depth along the offensive line ... Has spent his time at left tackle this season, but is capable of playing either tackle spot ... Saw some limited action on offense and special teams ...

2000: Earned some playing time in four games ... Worked five offensive snaps in the Akron game ... Was in for a personal-best 15 plays against Rutgers ... Also got some playing time versus West Virginia and Virginia ...

Personal: Jeffrey Lee Hartzog ... Born 5/22/79 in Beckley, WV ... Son of Jeff and Gwen Hartzog ... Majoring in forestry and wildlife.



42

Cullen Hawkins

Fullback

6-0 • 215 • r-Sr. • 4VL • Pittsburgh, Pa. Upper St. Clair H.S.


A senior leader who has been one of the Hokies' most dependable performers ... Joins with Jarrett Ferguson to give the Hokies an outstanding one-two punch at the fullback position ... An excellent receiver out of the backfield ... Also contributes as a blocker, runner and special teams member ... Saw action in every game on both offense and special teams ... Knows the Tech system and doesn't make mistakes ...

2000: Rushed 12 times for 29 yards during the season and added seven pass receptions for 97 yards ... Caught a career-best 41-yard touchdown pass against Temple ... Had two catches for 55 yards in that game ... Rushed for 11 yards on two carries against Rutgers ... Grabbed an 18-yard pass versus Pittsburgh ... Contributed two catches for 14 yards in the Miami game ... Started on the extra point and field goal team and also on the kickoff return unit ...

Personal: Cullen Scott Hawkins ... Born 3/9/77 in Pittsburgh, PA ... Son of Scott and Karen Hawkins ... His father, Scott, started as a linebacker for Tech during the 1969 season ... Competed as a freestyle mogul skier in the seventh, eighth and ninth grades ... Made the Junior National Team, traveling to Lake Placid, NY, and Snowbird, UT ... Finished as the top skier in the country in his age group when he was 14-years old ... Gave up a shot at the Olympics to concentrate on football after the ninth grade ... Studying housing, interior design and resource management.

Rushing	G	No.	Yds.	Avg.	TD	LG
1996	11	2	9	4.5	0	5
1997	11	21	89	4.2	1	18
1998	3	6	25	4.2	0	9
1999	11	15	75	5.0	0	18
2000	11	12	29	2.4	0	10
Career	47	56	227	4.1	1	18

Receiving	G	No.	Yds.	Avg.	TD	LG
1996	11	0	0	0.0	0	0
1997	11	4	25	6.3	0	14
1998	3	4	53	13.3	1	23
1999	11	4	78	19.5	1	30
2000	11	7	97	13.9	1	41
Career	47	19	253	13.3	3	41



41

Jake Houseright


Linebacker

6-3 • 237 • Jr. • 3VL • Gate City, Va. Gate City H.S.

Appeared right at home in his first season as the starter at Tech's mike linebacker position ... Saw action on over 70 percent of the Hokies' defensive plays ... Finished second on the team in tackles with 75 ... Also contributed as a starter on the extra point and field goal block teams ... Turned in a 410-pound bench press during preseason strength and conditioning tests ... A big, physical player who is both smart and athletic ...

2000: Made his first start against Akron and posted a team-high 11 tackles ... Shared a sack in that game and played a total of 52 defensive snaps ... Played a season-high 66 plays at East Carolina ... Was in on seven tackles in that game, broke up a pass and contributed a quarterback hurry ... Had a tackle for loss among his eight tackles at Boston College ... Broke up a pair of passes against Temple ... Also posted eight tackles in

Continued on following page



Jake Houseright



Houseright, *continued*

games against Syracuse and Miami ... Returned a fumble 11 yards to help set up Tech's go-ahead touchdown at Syracuse ... Turned in a personal-best 12 tackles during the win over West Virginia ...

Finished with 35 primary tackles and 40 assists ... Registered five tackles behind the line, five passes broken up and six hurries ...

Personal: Jacob Matthew Houseright ... Born 1/4/79 in Blacksburg, VA ... Son of Bill and Jenny Houseright ... His father was a Parade All-American in high school and a starting nose guard for the Hokies in the mid-1970s ... His uncle, Tom Beasley, was also a star defensive lineman at Tech and played for the Pittsburgh Steelers and Washington Redskins ... His older brother, Bill, Jr., lettered for the Hokies in 1995 ... Is studying business.

Tackles	G	UT	AT	Tot.	Loss	Sacks
1999	10	6	16	22	0-0	0-0
2000	11	35	40	75	5-13	0.5-2
Career	21	41	56	97	5-13	0.5-2

2000 Game-by-Game

AKRON	1	5	6	11	1-2	0.5-2
At ECU	1	3	4	7	0-0	0-0
RUTGERS	1	2	3	5	0-0	0-0
At BC	1	4	4	8	1-2	0-0
TEMPLE	1	2	0	2	0-0	0-0
WVU	1	5	7	12	1-1	0-0
At Syr	1	5	3	8	1-4	0-0
PITTSBURGH	1	3	3	6	1-4	0-0
At Miami	1	2	6	8	0-0	0-0
At UCF	1	3	1	4	0-0	0-0
VIRGINIA	1	1	3	4	0-0	0-0

52



Ricky Hudson

Center

**6-3 • 276 • r-So. • Dumfries, Va.
C.D. Hylton H.S.**

Holds down the No. 3 center position ... Also serves as the backup snapper for extra points and field goals ... Transferred to Tech from the University of Connecticut ...

2000: Saw action in five games on offense ... Played eight snaps in the Hokies' opener against Akron ... Had a season-best 15 plays against Rutgers ... Also got playing time against East Carolina, West Virginia and Virginia ...

Personal: Ricky W. Hudson ... Born 4/24/80 ... Son of Richard and Debbie Hudson ... Enrolled in interdisciplinary studies.

23



T.J. Jackson

Linebacker

**6-1 • 208 • r-So. • 1VL
Delray Beach, Fla. • Olympic Heights H.S.**

A starter on the kickoff team ... Also provides depth at the whip linebacker position ... Saw action in nine of the Hokies' 11 regular-season games ...

2000: Posted eight tackles on kickoff coverage during the season ... Was in on three tackles against West Virginia and two versus Virginia ... Also had tackles against East Carolina, Syracuse and Central Florida ... Saw his only defensive action in the opening game against Akron ... Played offense and defense in two Tech jayvee games, rushing for 61 yards and contributing an interception ...

Personal: Tavaris Mariques Jackson ... Born 10/10/79 in Delray Beach, FL ... Son of Larry and Charlotte Jackson ... Goes by T.J. ... Enrolled in housing, interior design and resource management.

Tackles	G	UT	AT	Tot.	Loss	Sacks
2000	9	5	3	8	0-0	0-0

18



Emmett Johnson

Split End

**6-3 • 205 • Jr. • 3VL • Chesapeake, Va.
Western Branch H.S.**

Has been the Hokies' primary pass receiver this season ... Started all 11 games at split end ... The only Tech player to catch a pass in every game ... Leads the team in receiving with 34 catches ...

Averaging 16.9 yards per catch for the season ... Combines outstanding size with excellent athletic ability ... Earned Iron Hokie honors in preseason strength and

Emmett Johnson



conditioning tests ... Ranked eighth in the BIG EAST in receiving yards per game (52.2) ...

2000: Hauled in two passes for 77 yards and ran a reverse for 19 yards in the season opener against Akron ... Scored on a 59 pass in that game ... Caught three passes for 46 yards and one touchdown during the Rutgers game ... Posted a career-high seven catches against Pittsburgh for 79 yards ... Turned in a personal-best 69-yard touchdown reception against Miami ... Finished that game with two catches for 97 yards ... Gained 16 yards on a reverse against Temple ... Had six receptions for 71 yards in the Virginia game ... Registered 34 catches on the season for 574 yards and three TDs ... Rushed four times for 29 yards ...

Personal: Emmett Johnson, Jr. ... Born 3/17/80 in North Carolina ... Son of Emmett, Sr., and Vergie Johnson ... Enrolled in university studies.

Receiving	G	No.	Yds.	Avg.	TD	LG
1998	8	3	10	3.3	0	12
1999	11	10	147	14.7	1	41
2000	11	34	574	16.9	3	69
Career	30	47	731	15.5	4	69

2000 Game-by-Game

AKRON	1	2	77	38.5	1	59
At ECU	1	2	20	10.0	0	13
RUTGERS	1	3	46	15.3	1	17
At BC	1	4	42	10.5	0	13
TEMPLE	1	2	16	8.0	0	14
WVU	1	2	24	12.0	0	17
At Syr	1	3	47	15.7	0	21
PITTSBURGH	1	7	79	11.3	0	29
At Miami	1	2	97	48.5	1	69
At UCF	1	1	55	55.0	0	55
VIRGINIA	1	6	71	11.8	0	19

Rushing	G	No.	Yds.	Avg.	TD	LG
2000	11	4	29	7.3	0	19

76



Dave Kadela


Offensive Tackle
6-6 • 287 • Sr. • 3VL • Dublin, Ohio
Coffman H.S.

A first-team All-BIG EAST pick at tackle ... Has started 34 consecutive games ... Earned a winning grade in every game during the 2000 season ... One of the reasons Tech has set BIG EAST rushing marks each of the past two seasons ... Also starts on special teams ... Listed as the No. 3 tackle in Division I-A by *The Sporting News* and the No. 11 tackle by *Lindy's* prior to the season ... Is in charge of protecting quarterback Michael Vick's back ...

2000: Averaged a grade of 87 percent during Tech's 11 regular-season games with high grades of 91 percent against both West Virginia and Miami ... Turned in 31 knockdown blocks ... Played 91 snaps against Pittsburgh ... Has given up just 1.5 sacks and three quarterback hurries ... Averaging over 63 plays per game ... Starts on the extra point and field goal units ...

Personal: David Richard Kadela ... Born 5/6/78 in Dearborn, MI ... Son of Dave and Lynn Kadela ... His father played offensive guard at the University of Michigan ... Majoring in finance.

55



Ken Keister

Deep Snapper
6-1 • 224 • r-So. • 1VL • Radford, Va.
Radford H.S.

A team player who has been a consistent performer for the Hokies this season ... Won the snapping duties for punts, extra points and field goals during the preseason ... Handled all three duties for the entire season ...

2000: Took over all the snapping duties after serving as a backup in 1999 ... Started every game ... Handled 114 snaps during the season ...

Personal: Kenneth Robert Keister ... Born 8/13/80 in Radford, VA ... Son of Robert Keister and Judy Harris ... Studying physical education.

4



André Kendrick

Tailback
5-7 • 175 • r-Sr. • 4VL • Lynchburg, Va.
E.C. Glass H.S.

A fiery competitor with a knack for providing a lift with his tough, elusive style of running ... Has developed into a team leader ... A former high school quarterback who brings real versatility to the tailback position ... Battles for extra yardage ... Makes big plays and excels in all phases of the game ... Leads the team in kickoff returns with an average of 20.3 yards per return ... Is third on the team in rushing ... Has rushed for 1,317 yards during his Tech career without starting a game ...

2000: Turned in over 1,000 all-purpose yards during the season ... Rushed 107 times for 547 yards, an average of 5.1 yards a carry ... Scored three rushing touchdowns ... Returned 22 kickoffs for 447 yards, including a season-best 40-yard return against UCF ... Caught three passes for 24 yards ... Ran for 51 yards on nine carries against Akron ... Turned in 14-yard touchdown runs against both East Carolina and Temple ... Scored on a 2-yard burst against West Virginia ... Gained 73 yards

Chris Krebs and university president Charles Steger.



on eight carries at Syracuse ... Posted a season-high 81 yards in back-to-back games against UCF and Virginia ... Also returned four kickoffs for 94 yards at Central Florida ...

Personal: Sterling André Kendrick ... Born 9/27/77 in Lynchburg, VA ... Son of Lucille Kendrick and Leroy Wingo II ... Enrolled in interdisciplinary studies.

Rushing	G	No.	Yds.	Avg.	TD	LG
1997	11	16	67	4.2	1	12
1998	9	14	58	4.1	1	19
1999	11	103	645	6.3	7	59
2000	11	107	547	5.1	3	34
Career	42	240	1317	5.5	12	59

2000 Game-by-Game

AKRON	1	9	51	5.6	0	12
At ECU	1	6	34	5.6	1	18
RUTGERS	1	9	31	3.4	0	13
At BC	1	10	49	4.9	0	11
Rushing	G	No.	Yds.	Avg.	TD	LG
TEMPLE	1	12	50	4.2	1	14
WVU	1	10	56	5.6	1	32
At Syr	1	8	73	9.1	0	34
PITTSBURGH	1	12	39	3.3	0	12
At Miami	1	2	2	1.0	0	3
At UCF	1	15	81	5.4	0	17
VIRGINIA	1	14	81	5.8	0	13

37



Chris Krebs

Rover
6-1 • 196 • r-Jr. • 3VL • Burke, Va.
Robinson H.S.

Has been a mainstay on Tech's special teams for three seasons ... Also provides depth at the rover position ... Suffered a broken bone in his forearm during the Virginia game and underwent surgery ... May return for in the bowl game ... An intelligent player who works hard ... Tech's Male Scholar-Athlete of the Year for the 1999-2000 school year ... A member of the BIG EAST All-Academic Football Team ...

2000: Started on the kickoff and kickoff return teams ... Posted eight tackles on kickoff coverage during the season ... Saw special teams action in every game ... Got brief action at rover against Akron and West Virginia ...

Personal: John Christopher Krebs ... Born 1/5/79 in Alexandria, LA ... Son of John and Mitzi Krebs ... Studying management science and information technology.





59



Anthony Lambo

Offensive Tackle

6-3 • 286 • r-Sr. • 4VL • Bloomfield, N.J. Bloomfield H.S.

Has started Tech's last 23 games at left tackle ... A former defensive tackle who brings good athleticism to the position ... Is good in Tech's option game ... Saw action on over 600 snaps during the regular season ...

2000: Graded a winner in seven games ... Enjoyed his best performances against West Virginia and Virginia ... Posted 12 knockdown blocks in the Hokies' last two outings ... Played a season-high 81 snaps against Pittsburgh ... Worked 66 plays at Boston College and 63 versus WVU ...



Personal: Anthony John Lambo ... Born 1/4/78 in New Jersey ... Son of John and Mary Lambo ... Worked as a disc jockey on his high school's radio station ... Enrolled in family and child development.

69



Matt Lehr

Offensive Guard

6-2 • 285 • Sr. • 3VL • Woodbridge, Va. Woodbridge H.S.

Tech's most consistent offensive lineman ... Has started 26 consecutive games ... Started three games at right guard in 1998 before moving to the left side the past two seasons ... A big reason Tech has set BIG EAST rushing records each of the past two seasons ... Scored a winning grade in all 11 games this season ... Selected second-team All-BIG EAST ... Earned second-team All-America honors on the Walter Camp team ... Also named to *ESPN The Magazine's* postseason All-America team ... Picked to play in the Hula Bowl ... Rated the No. 5 guard in the Division I-A ranks prior to the season by both *Lindy's* and *The Sporting News* ... Combines good athleticism with excellent technique ... Responds to challenges ... Earned Elite Athlete honors during preseason strength and conditioning tests ... Turned in the third-best all-time back squat for a Tech player at 700 pounds and set a position record in the bench press at 450 pounds ...

2000: Posted an average grade of 89 percent for the season with a high mark of 96 in Tech's road win at Boston College ... Leads the team with 57 knockdown blocks ... Has allowed just 1/2 sack and five quarterback hurries ... Voted the MVP of the game by the Tech coaches for his performances against Miami and West Virginia ... Averaging over 60 snaps per game ...

Personal: Matthew Steven Lehr ... Born 4/25/79 in Jacksonville, FL ... Son of Steven and Lee Anne Lehr ... Majoring in finance.

70



Kevin Lewis

Defensive Tackle

6-1 • 263 • Fr. • 1VL • Richmond, Va. Varina H.S.

A talented newcomer who helped bolster the defensive tackle position ... One of only three true freshmen to see action ... Made some valuable contributions ... Isn't as big as some defensive tackles, but has proved he can hold his own at the point of attack ...

2000: Was in for 21 plays in Tech's opener against Akron and contributed a pair of tackles ... Had two tackles and two quarterback hurries at East Carolina ... Posted tackles behind the line in back-to-back games against Temple and West Virginia ... Did not play against Boston College, Syracuse and Pittsburgh ... Was in on two tackles in the Miami game ... Played 26 plays at UCF and registered two tackles, including one for loss ... Had a season-best three tackles against Virginia ... Compiled 15 total tackles during the regular season with three coming behind the line ...

Personal: Kevin André Lewis ... Born 4/26/80 in Richmond, VA ... Son of David and Gale Lewis ... His father played football at North Carolina A&T ... Enrolled in history.

Tackles	G	UT	AT	Tot.	Loss	Sacks
2000	8	7	8	15	3- 8	0- 0

63




Joe Marchant

Offensive Guard

6-3 • 291 • r-Sr. • 2VL Centerville, Utah • Viewmont H.S.

A versatile player who could play any of the offensive line positions if needed ... Currently mans the No. 2 left guard position



Kevin McCadam

... Saw action in 10 of the Hokies' 11 regular-season games ... Started six games at right guard during the 1998 season ... Used a redshirt year 1999 to allow extra time for rehabilitation from a wrist injury ... Has also practiced at center and tackle during his time at Tech ...

2000: Had a personal-best 585-pound back squat during preseason testing ... Played a season-high 26 snaps against Rutgers ... Was in on 21 snaps in the Miami game ...

Personal: Joseph Duane Marchant ... Born 10/11/75 in Bountiful, Utah ... Son of Duane and Joan Marchant ... Spent two years in Guatemala on a mission for the Church of Jesus Christ of Latter-Day Saints ... Married the former Bernice Wilson of Mesquite, NV, in June 1998 ... Majoring in marketing.

39

Alex Markogiannakis




Linebacker
5-9 • 204 • r-So. • Chantilly, Va.
Robinson H.S.

Helped provide depth at the mike linebacker position ... Saw limited action in four games ... Also worked with the kickoff team ... An instinctive player with great vision ...

2000: Got a taste of action at linebacker against Akron and Virginia ... Was in on a tackle in the opener against the Zips ... Also saw brief special teams action against Rutgers and West Virginia ...

Personal: Alex Markogiannakis ... Born 1/22/80 in Fairfax, VA ... Son of Chris and Helen Markogiannakis ... Enrolled in university studies.

5



Kevin McCadam

Free Safety
6-1 • 208 • Jr. • 1VL • Lakeside, Calif.
El Capitan H.S.


Made some valuable contributions on defense and special teams after transferring to Tech from Grossmont College in California ... Made a run for the starting free safety duties before injuring his ankle in preseason practice ... Returned to see action in nine games as the top backup to Willie Pile ... Practiced briefly at corner and saw action at that position in one game ... Earned a starting job on the kickoff coverage team ... Averaged 20 defensive plays a game after returning to the lineup ... Set free safety position records for the push jerk (316), power clean (294) and vertical jump (37 1/2) during preseason strength and conditioning tests ...

2000: Missed the first two games with an ankle injury ... Saw his first action against Rutgers ... Played 32 plays, contributing three assisted tackles and breaking up a pass ... Had three primary tackles in the Boston College game ... Played 22 downs in the secondary and 16 plays on special teams versus Temple ... Turned in a season-high seven tackles, including one for a 4-yard loss, against Miami ... Contributed a quarterback hurry at UCF ... Was in on six tackles in the regular-season finale against Virginia ... Finished with a total of 28 tackles ...

Personal: Kevin Edward McCadam ... Born 3/6/79 in La Mesa, CA ... Son of Nancy McCadam and the late Dan McCadam.

Tackles	G	UT	AT	Tot.	Loss	Sacks
2000	9	11	17	28	1- 4	0- 0

13



Dave Meyer

Quarterback
6-3 • 201 • r-Sr. • 3VL • Ramsey, N.J.
Ramsey H.S.

A veteran performer who played a key role for Tech during the second half of the season ... Rallied the Hokies in the second half against Pittsburgh after Michael Vick sprained his right ankle late in the first half ... Got the starting assignment against Miami and UCF ... Guided Tech to a 37-14 lead against UCF before suffering a rib cage injury in the third quarter ... Did not return to the game ... Played just 14 snaps in the season finale against Virginia ... Should be at full strength for the bowl game ... A smart player with good physical ability ... Earned Super Iron Hokie honors in the weight room during spring and preseason testing ...

2000: Saw action in eight games ... Played 12 plays against East Carolina and 15 versus Rutgers ... Was 3-for-5 passing against the Scarlet Knights for 38 yards ... Finished up games against Temple and West Virginia ... Sparked the team to a come-from-behind win against Pittsburgh, guiding the team on second-half scoring drives of 80, 64 and 74 yards ... The final drive took 13 plays and resulted in a game-winning field goal with 16 seconds remaining ... Completed 4 of 5 passes for 38 yards on the winning drive and added two runs for eight yards ... Finished the game 7-for-13 passing for 114 yards ... Posted career-highs for passing attempts (25), completions (13) and passing yards (225) in Tech's loss at Miami ... Connected on a 69-yard touchdown pass in that game, the longest of his career ... Carried the football six times for 45 yards at UCF and completed two passes for 55 yards ... Was 25-for-53 passing on the season for 432 yards, one touchdown and one interception

Continued on following page



Meyer, continued

... Added 63 yards rushing on 15 carries ...

Personal: David John Meyer, Jr. ... Born 11/14/77 in Paterson, NJ ... Son of Dave and Joy Meyer ... Married the former Rachel Hash of Springfield, VA in 1999 ... Presently taking graduate level courses in health and physical education.

Passing	G	Att-Comp	Pct.	Yds.	TD	Int
1997	2	1- 0	00.0	0	0	0
1998	4	17- 10	58.8	166	1	2
1999	9	42- 25	59.5	292	1	3
2000	8	53- 25	47.2	432	1	1
Career	23	113- 60	53.1	890	3	6

Rushing	G	No.	Yds.	Avg.	TD	LG
1997	2	2	1	0.5	0	3
1998	4	13	-11	-	0	8
1999	9	11	-20	-1.8	1	3
2000	8	15	63	4.2	0	18
Career	23	41	33	0.8	1	18

97



Jon Mollerup

Place-kicker


5-11 • 199 • r-So. • Lyndhurst, Va. Stuarts Draft H.S.

Lost out for the starting place-kicking and kickoff duties in a close preseason battle with Carter Warley ... Saw brief action in two varsity games ... Kicked in jayvee games against Fork Union Military Academy and Hargrave ... Booted a 50-yard field goal during a preseason scrimmage ...

2000: Was 8 of 13 on field goal attempts during two preseason scrimmages ... Got an opportunity for one kickoff in games against Akron and Central Florida ... Made all six of his extra point kicks in a 49-0 jayvee win over Fork Union ... Made field goals of 46, 37 and 25 yards in another jayvee win against Hargrave ...

Personal: Jonathan Richard Mollerup ... Born 11/15/79 in Wilmington, DE ... Son of Richard and Donna Mollerup ... Studying civil engineering.

82



Ronald Moody

Split End

6-1 • 196 • r-Fr. • Chesapeake, Va. Great Bridge H.S.

Got some exposure to the split end position in his first varsity year ... Saw most of his action during the second half of the season ... Gained valuable experience ... Has worked hard to improve as a player ...

2000: Worked six plays on offense during the season opener against Akron ... Got seven total plays in the Rutgers game ... Turned in his first pass reception against Pittsburgh for a 12-yard gain ... Caught an 8-yard pass at Miami ... Played a season-high 17 snaps against Virginia ... Saw action in a total of seven games, catching three passes for 21 yards ... Worked on several special team units as a backup ... Also played in Tech's two jayvee games ... Caught six passes for 73 yards during the two outings ...

Personal: Ronald Francis Moody, Jr. ... Born 10/26/81 in Portsmouth, VA ... Son of Ronald, Sr., and Barbara Moody ... Enrolled in university studies.

Receiving	G	No.	Yds.	Avg.	TD	LG
2000	7	3	21	7.0	0	12

67



Anthony Nelson

Offensive Guard

6-4 • 307 • r-Fr. • Kingsport, Tenn. Sullivan South H.S.

A young offensive lineman with potential for the future ... Was one of just four players to reach all six of his goals during summer strength and conditioning tests ... Worked at left guard and saw action in two games ... Picked up some extra experience by playing in both of the Hokies' jayvee games ...

2000: Turned in a 425-pound bench press, a 610-pound back squat and a 371-pound push jerk on the way to Super Iron Hokie honors prior to the season ... Saw action on nine total plays against Akron ... Played a season-best 15 snaps in the Rutgers game ...

Personal: Anthony Matthew Nelson ... Born 2/18/79 in Kingsport, TN ... Son of Ralph and Sue Nelson ... Studying physical education.

11



Grant Noel

Quarterback

6-1 • 215 • r-So. • Ridgeley, W.Va. Frankfort H.S.

Played an important role in Tech's win at Central Florida ... Has been in the thick of the battle for the No. 2 quarterback spot each of the last two seasons ... A hard worker who stays involved in the game on the sidelines ...

2000: Saw action in three games ... Took 20 snaps in the opening game against Akron ...




Completed 2 of 5 passes for 28 yards ... Had a career-best 21-yard completion to tight end Keith Willis in that game ... Also went 2-for-5 passing in the Rutgers game for 21 yards ... Added one

rush for a 5-yard gain ... Took over the quarterbacking duties in the third quarter at UCF after starter Dave Meyer was injured ... Played a career-high 24 snaps in Tech's 44-21 win ...

Personal: David Grant Noel ... Born 6/11/80 in Low Moor, VA ... Son of David and Lori Noel ... Enrolled in communication studies.

Passing	G	Att-Comp	Pct.	Yds.	TD	Int
1999	3	2- 1	50.0	10	0	0
2000	3	10- 4	40.0	49	0	0
Career	6	12- 5	41.7	59	0	0

74



Luke Owens

Offensive Guard

6-3 • 295 • r-So. • 1VL • Grundy, Va. Grundy H.S.

The No. 2 man at right guard ... Also a starter on special teams ... Saw increased playing time in 2000 despite a sore knee ... Can play either guard position ...

2000: Got playing time at guard in 10 of 11 games ... Worked a season-high 26 offensive snaps in the Rutgers game ... Also had seven special teams plays against the Scarlet Knights ... Played 18 downs at guard at Miami ... Started every game as a member of the extra point and field goal units ...

Personal: Joshua Luke Owens ... Born 5/12/79 in Pikeville, KY ... Son of Harry and Kim Owens ... Enrolled in university studies.



9

Terrell Parham

Split End

6-0 • 190 • r-So. • 1VL • Bartow, Fla. Bartow H.S.

Saw spot action at split end during the regular season ... Earned a spot on the punt return team late in the year ... Also has experience at the flanker position ... A Super Iron Hokie in the strength and conditioning program ... Got a look on defense while playing in Tech's two jayvee games ... Intercepted three passes during those two games, returning all three for touchdowns ...

2000: Played in five games, but did not have a pass reception ... Worked a season-high nine offensive plays against

Rutgers ... Contributed on special teams against Temple, UCF and Virginia ...

Personal: Terrell Antwan Parham ...

Born 10/1/79 in Bartow, FL ... Son of Reginald Parham and Phyllis Parham ... Enrolled in university studies.

Receiving	G	No.	Yds.	Avg.	TD	LG
1999	11	9	98	10.9	0	22
2000	5	0	0	0.0	0	0
Career	16	9	98	10.9	0	22

89



Robert Peaslee

Punter

6-0 • 188 • r-Fr. • 1VL • Pulaski, Va. Pulaski County H.S.

Won the punting duties during preseason practice ... Showed potential, but struggled at times with his consistency ... Put at least one punt inside the opposing team's 20-yard line in 10 of Tech's 11 games ... Did an outstanding job as the holder on Tech's field goal and extra point teams ... Saw action on over 100 special teams plays ...

2000: Punted 44 times on the season for 1,555 yards, an average of 35.3 yards per punt ... Had 14 punts downed inside the 20 ... Suffered one blocked kick at Syracuse ... Averaged 45.7 yards on three punts in the Rutgers game ... Carried a 42.8-yard average on four kicks in the Syracuse game ... Had season-best 51-yard punts against Syracuse and Virginia ... Punted five times for a 40-yard average versus UVa ...

Personal: Robert Brandon Peaslee ... Born 6/28/81 in Beckley, WV ... Son of Bob and Melanie Peaslee ... Enrolled in university studies.

Punting	G	No.	Yds.	Avg.	LG	I20
2000	11	44	1555	35.3	51	14
2000 Game-by-Game						
AKRON	1	2	69	34.5	0	44
At ECU	1	7	211	30.1	0	36
RUTGERS	1	3	137	45.7	0	50
At BC	1	3	106	35.3	0	39
TEMPLE	1	4	105	26.3	0	44
WVU	1	2	76	38.0	0	45
At Syr	1	4	171	42.8	1	51
PITTSBURGH	1	3	120	40.0	0	49
At Miami	1	8	252	31.5	0	41
At UCF	1	3	108	36.0	0	45
VIRGINIA	1	5	200	40.0	0	51



35



Willie Pile

Free Safety

6-3 • 204 • r-So. • 1VL Alexandria, Va. • West Potomac H.S.

Led the team in interceptions during his first season as a starter ... One of the most active players on the defense from his free safety spot ... Tied Tech and BIG EAST Conference records with three interceptions in the Syracuse game ... Played over 500 snaps on defense during the season ... Also contributed on special teams ... Earned Iron Hokie status in preseason strength and conditioning tests ... Doesn't shy away from contact ...

2000: Started all 11 games at free safety ... Also started on the extra point and field goal block teams and practiced with three other special teams units ... Posted 56 total tackles, including two behind the line of scrimmage ... Intercepted six passes and broke up 10 passes ... Caused a fumble and recovered a fumble ... Against Akron, in his first collegiate start, he contributed seven tackles, returned an interception 11 yards for a touchdown and recovered a fumble ... Registered 10 tackles, two for losses, and intercepted another pass during Tech's win at East Carolina ... Broke up two passes against Rutgers ... Won BIG EAST Defensive Player of the Week honors for his 10-tackle,

Continued on following page





Pile, *continued*

three-interception performance at Syracuse ... Posted six tackles and an interception in the UCF game ...

Personal: Willie Marquis Pile ... Born 5/25/80 in New York City ... Son of Sharon Barber and the late Willie Myers ... Studying management.

Tackles	G	UT	AT	Tot.	Loss	Sacks
1999	3	5	7	12	1- 2	1- 9
2000	11	35	21	56	2- 4	0- 0
Career	14	40	28	68	3- 6	1- 9

2000 Game-by-Game						
AKRON	1	4	3	7	0- 0	0- 0
At ECU	1	7	3	10	2- 4	0- 0
RUTGERS	1	1	0	1	0- 0	0- 0
At BC	1	3	1	4	0- 0	0- 0
TEMPLE	1	1	2	3	0- 0	0- 0
WVU	1	1	4	5	0- 0	0- 0
At Syr	1	8	2	10	0- 0	0- 0
PITTSBURGH	1	1	2	3	0- 0	0- 0
At Miami	1	2	1	3	0- 0	0- 0
At UCF	1	4	2	6	0- 0	0- 0
VIRGINIA	1	3	1	4	0- 0	0- 0

Interceptions	G	No.	Yds.	Avg.	TD	LG
1999	3	0	0	0.0	0	0
2000	11	6	22	3.7	1	11
Career	14	6	22	3.7	1	11



3

Deon Provitt

Linebacker

6-1 • 209 • r-Fr. • 1VL • Warren, Ohio
John F. Kennedy H.S.

Contributed to Tech's success as a starter on special teams ... Also practiced at the whip linebacker position, but did not see game action on defense ... Worked at wide receiver when he first came to Tech ... Has made strides in the strength and conditioning program ...

2000: Played in all 11 games as a starter on the punt return and kickoff teams ... Was in for 16 special teams plays against both Rutgers and West Virginia ... Posted two tackles in games against East Carolina, Rutgers, and Central Florida ... Saw action on over 130 plays ... Finished with eight total tackles ...

Personal: Deon Leonard Provitt ... Born 10/22/80 in Warren, Ohio ... Son of Virginia Hall ... Enrolled in university studies.

71



David Pugh

Defensive Tackle

6-3 • 271 • r-Jr. • 3VL

Madison Heights, Va. • Amherst County H.S.


One of the team leaders in his first season as a starter ... Earned first-team All-BIG EAST Conference honors ... Ranked sixth among BIG EAST linemen in tackles ... Tied for the team lead in quarterback sacks (5), tackles for loss (12) and quarterback hurries (10) ... Played the most downs along the defensive front with over 460 snaps ... Also played on special teams and blocked an extra point against Pittsburgh ... Tech's most athletic inside player ... Rated the No. 16 defensive tackle on the Division I-A level during the preseason by *Lindy's* ... One of the reasons Tech led the BIG EAST in rushing defense ...

2000: Started all 11 games on defense ... Also a starter on the extra point and field goal block teams ... Got his first start against Akron and was in on eight tackles ... Had four tackles, three quarterback hurries and two passes broken up at East Carolina ... Posted two sacks and three total tackles behind the line against Temple ... Turned in six tackles and a sack versus West Virginia ... Added two more sacks and four total tackles for loss in the Pittsburgh game ... Registered his first collegiate pass interception at UCF ... Closed out the regular season with 57 total tackles ... Had five sacks for minus 35 yards and 12 total tackles behind the line resulting in losses of 63 yards ... Broke up four passes ...

Personal: David Winston Pugh, Jr. ... Born 7/24/79 in Madison Heights, VA ... Son of Dave and Susan Pugh ... Enrolled in family and child development.

Tackles	G	UT	AT	Tot.	Loss	Sacks
1998	11	17	12	29	3- 9	1- 12
1999	11	19	15	34	7- 20	4- 37
2000	11	30	27	57	7- 28	5- 35
Career	33	66	54	120	17- 57	10- 84

2000 Game-by-Game						
AKRON	1	4	4	8	1- 1	0- 0
At ECU	1	2	2	4	0- 0	0- 0
RUTGERS	1	1	3	4	0- 0	0- 0
At BC	1	1	2	3	0- 0	0- 0
TEMPLE	1	4	3	7	3- 23	2- 16
WVU	1	2	4	6	1- 6	1- 6
At Syr	1	3	2	5	0- 0	0- 0
PITTSBURGH	1	5	0	5	4- 23	2- 13
At Miami	1	2	4	6	2- 6	0- 0
At UCF	1	3	2	5	0- 0	0- 0
VIRGINIA	1	3	1	4	1- 4	0- 0



Josh Redding

79



Josh Redding

Offensive Guard

6-4 • 305 • r-Sr. • 4VL • Hanover, Pa.
Southwestern H.S.

Helps clear the way for the No. 5 rushing offense in the country ... Started every game at right guard and played on over 80 percent of the Hokies' offensive snaps ... Named to the third-team All-America team picked by Collegefootballnews.com ... A Super Iron Hokie in the weight room who has bench pressed 500 pounds ... An experienced veteran with 23 consecutive starts ...

2000: Played 653 snaps on offense and another 70 on special teams ... Saw action on 70 or more snaps in four games ... Graded a winning percentage in eight of 11 games, with an average grade of 84 percent ... Contributed 37 knockdown blocks ... Turned in his best outing against Virginia ...

Personal: Joshua Benjamin Redding ... Born 12/25/77 in York, PA ... Son of Dianna Orndorff and C. Benjamin Redding ... Studying psychology.

53



Channing Reed

Defensive Tackle

6-3 • 293 • Jr. • 1VL • Trenton, N.J.
Trenton Central H.S.

A junior college transfer from Montgomery (Md.) College who has provided solid support along the defensive line in 2000 ... Has seen action in 10 games as the No. 2 man behind David Pugh ... Turned in the best bench press among Tech's newcomers during the preseason with a lift of 360 pounds ...

2000: Enjoyed his best performance at East Carolina with six tackles, a quarterback sack for minus-10 yards and a quarterback hurry ... Was in on three tackles in games against Akron and Miami ... Played a season-best 27 defensive plays against ECU ... Had two tackles and a hurry in the UCF game ... Missed the Temple game ... Finished the season with 21 total tackles ...

Personal: Channing Ajaye Reed ... Born 9/19/78 in Trenton, NJ ... Son of Denise Reed.

Tackles	G	UT	AT	Tot.	Loss	Sacks
2000	10	11	10	21	0- 0	1-10

6



Vegas Robinson

Linebacker

6-0 • 227 • r-Fr. • Chesapeake, Va.
Deep Creek H.S.

Another young player who got a taste of his first collegiate action in 2000 ... Provided depth at the backer position ... Saw limited action on special teams ... Worked with the kickoff and kickoff return teams ... Turned in personal bests in all four major lifts during preseason strength and conditioning tests ...

2000: Saw his only action at linebacker during the season opener with Akron ... Contributed two tackles in that game ... Appeared in five other games, all on special teams ... Played a season-best eight plays in the Boston College and Pittsburgh games ... Was in on two tackles at BC ... Finished with four total tackles ...

Personal: Vegas Ferragamo Robinson ... Born 5/19/81 in Richmond, VA ... Son of Sandra Robinson ... Studying business.

Tackles	G	UT	AT	Tot.	Loss	Sacks
2000	6	2	2	4	0- 0	0- 0

87



Bob Slowikowski

Tight End

6-5 • 246 • r-Jr. • 3VL • Pittsburgh, Pa.
Central Catholic H.S.


Saw his share of action at tight end during the regular season and performed well ... Made his first collegiate start

against West Virginia and caught a 72-yard touchdown pass — the longest on record for a Tech tight end ... Played in every game at tight end and also contributed 150 plays on special teams ...

2000: Played over 300 snaps at tight end during the season ... Started games against WVU and Syracuse ... Was in for a season-best 46 snaps against Boston College ... Hauled in a 19-yard reception in that game ... Contributed 21 special teams plays in Tech's win at East Carolina ... Grabbed two passes for 82 yards in the West Virginia game, scoring his first collegiate touchdown ... Started on the punt team and the extra point and field goal units ... Registered a tackle against UCF ...

Personal: Robert Joseph Slowikowski ... Born 10/30/79 in Pittsburgh, PA ... Son of Robert and Jean Slowikowski ... Enrolled in finance.

Receiving	G	No.	Yds.	Avg.	TD	LG
1998	11	2	40	20.0	0	24
1999	10	3	47	15.7	0	6
2000	11	3	101	33.7	1	72
Career	32	8	188	23.5	1	72



14



Nick Sorensen



Linebacker

6-3 • 206 • r-Sr. • 4VL • Vienna, Va.
George Marshall H.S.

Saw starting action at his third different position since coming to Tech ...

Continued to be contributor on special teams ... Got off to a slow start after injuring his shoulder during preseason practice ... Ended up playing in all 11 games, including four as a starter ... Suffered a broken collar bone during the first quarter of the regular-season finale against Virginia ... Is listed as questionable for Tech's Toyota Gator Bowl game ...

Began his collegiate career as a quarterback, then moved to defense where he started every game last year at free safety ... A smart player who has helped provide leadership for the Hokies' young defensive unit ...

2000: Was battling for the starting job at whip linebacker when he injured his shoulder in preseason practice ... Returned in time to see reserve action on 28 plays against Akron in the season opener ... Contributed five tackles and broke up a pass at East Carolina ... Made his first start at the position against Temple and registered six tackles ... Also started against West Virginia, Syracuse and Pittsburgh ... Turned in a season-high eight tackles, including two behind the line, at Syracuse ... Posted a sack, a tackle for loss and seven total tackles in Tech's win at UCF ... Also broke up two passes in that game ... Collected a total of 42 tackles, including five for losses, and broke up five passes ... Played on the punt and punt return teams ...

Personal: Nicholas Carl Sorensen ... Born 7/31/78 in Winter Haven, FL ... Son of Richard and Kathleen Sorensen ... His dad played football at the University of Miami ... Studying marketing.

Tackles	G	UT	AT	Tot.	Loss	Sacks
1997	5	0	0	0	0- 0	0- 0
1998	11	4	1	5	0- 0	0- 0
1999	11	37	33	70	2- 3	3-35
2000	11	25	17	42	4- 8	1- 5
Career	38	66	51	117	6- 11	4-40



22



Lee Suggs

Tailback

6-0 • 207 • r-So. • 2VL • Roanoke, Va. William Fleming H.S.

Has made a real impact in his first season as a starter ... The leading scorer in the Division I-A ranks with an average of 15.27 points per game ... Named the co-BIG EAST Offensive Player of the Year ... A unanimous pick for first-team All-BIG EAST ... A third-team All-America pick by The Associated Press and *Football News* ...

Received all 15 first-place votes in winning the Dudley Award as Virginia's best college football player ... Shattered Tech's single-season records for rushing touchdowns (27), total touchdowns (28) and scoring (168 points) ... Holds five BIG EAST Conference records, including single-season records for rushing touchdowns, total touchdowns and points ... Set BIG EAST marks for touchdowns in a game (5) and points in a game (30) against UCF ... Scored at least one touchdown in every game ... His six 100-yard games tied a Tech season record ... Led the BIG EAST in rushing at 109.7 yards per game ...

Turned in the best single-season rushing mark under Coach Frank Beamer and the third-best in school history with 1,207 yards ... Carried the football 222 times without a fumble ... Is already tied for the Tech career record for total touchdowns with 30 ... Saw some action on special teams and blocked a punt against West Virginia ... A Super Iron Hokie in the weight room ...

2000: One of four players to make all six of his goals during preseason strength and conditioning tests ... Made his first start against Akron and rushed for 90 yards and two touchdowns ... Posted his longest run of the season on a 56-yard touchdown scamper at East Carolina ... Finished that game with 122 yards rushing ... Set up Tech's first score at ECU when he tackled the Pirates' punter for a 6-yard loss after a bobbled snap ... Rushed for four TDs in the Rutgers game ... Gained 145 yards and scored twice at Boston College ... Posted a career-high 164 yards rushing against

Pittsburgh and scored three TDs ... Also caught two passes for 21 yards against the Panthers ... Posted the most rushing yards by an individual against Miami all season with 121 yards ... Ran for 143 yards and five touchdowns at UCF ... Turned in his fourth-straight 100-yard game with 116 versus Virginia ... Ran for three TDs and caught a 23-yard TD pass during that win ... Compiled a total of 1,207 yards on 222 carries, an average of 5.4 yards a carry ... Lost a total of just 17 yards rushing during the course of the season ...

Personal: Lee Ernest Suggs, Jr. ...

Born 8/11/80 in Roanoke, VA ... Son of Lee, Sr., and Juanita Suggs ... Studying business.

Rushing	G	No.	Yds.	Avg.	TD	LG
1999	9	44	136	3.1	2	12
2000	11	222	1207	5.4	27	56
Career	20	266	1343	5.0	29	56

2000 Game-by-Game

AKRON	1	14	90	6.4	2	14
At ECU	1	11	122	11.1	1	56
RUTGERS	1	16	76	4.8	4	11
At BC	1	22	145	6.6	2	24
TEMPLE	1	17	56	3.3	2	9
WVU	1	18	83	4.6	1	16
At Syr	1	21	91	4.3	2	17
PITTSBURGH	1	28	164	5.9	3	28
At Miami	1	23	121	5.3	2	39
At UCF	1	30	143	4.8	5	29
VIRGINIA	1	22	116	5.3	3	30

Receiving	G	No.	Yds.	Avg.	TD	LG
1999	9	1	1	1.0	0	1
2000	11	3	44	14.7	1	23
Career	20	4	45	11.3	1	23



8

Phillip Summers

Rover

6-0 • 205 • r-Sr. • 4VL • Clewiston, Fla. Clewiston H.S.

Has turned in an excellent senior season for the Hokies ... A valuable performer in several areas ... Started seven games at the whip linebacker position and finished fourth on the team in tackles ... Also provided help at the rover position in several games ... Contributed over 130 plays on special teams ... Helped add stability to a young defensive unit ...

2000: Saw action on defense and special teams in every game ... Registered 10 tackles in back-to-back games against East Carolina and Rutgers ... Posted a quarterback sack for an 8-yard loss at ECU

... Added an interception and three passes broken up against the Scarlet Knights ... Was in on five tackles and registered another sack in the Temple game ... Had a tackle for loss at Syracuse ... Contributed a career-high 13 tackles against Pittsburgh and had seven versus Miami ... Collected another tackle for loss and nine total tackles in the Virginia game ... Had 66 total tackles during the regular season, including 42 primary tackles ... Finished with two sacks and four total tackles for loss ... Worked with five different special teams units, starting on the punt return, kickoff return and extra point and field goal block teams ...

Personal: Phillip Ray Summers ...

Born 2/9/77 ... Son of Cynthia Summers ... Enrolled in housing, interior design and resource management

Tackles	G	UT	AT	Tot.	Loss	Sacks
1997	11	17	12	29	2- 2	0- 0
1998	11	8	3	11	0- 0	0- 0
1999	8	4	10	14	0- 0	2- 17
2000	11	42	24	66	2- 11	2- 17
Career	41	71	49	120	4- 13	4- 34

2000 Game-by-Game

AKRON	1	1	1	2	0- 0	0- 0
At ECU	1	7	3	10	1- 8	1- 8
RUTGERS	1	8	2	10	0- 0	0- 0
At BC	1	1	2	3	0- 0	0- 0
TEMPLE	1	4	1	5	1- 9	1- 9
WVU	1	1	1	2	0- 0	0- 0
At Syr	1	1	1	2	1- 5	0- 0
PITTSBURGH	1	5	8	13	0- 0	0- 0
At Miami	1	5	2	7	0- 0	0- 0
At UCF	1	2	1	3	0- 0	0- 0
VIRGINIA	1	7	2	9	1- 6	0- 0



40

Ben Taylor

Linebacker

6-2 • 226 • Jr. • 3VL • Bellaire, Ohio Bellaire H.S.

Plays a leading role on a young defense that led the BIG EAST Conference in rushing defense by allowing an average of just 99.3 yards per game ... Took over the starting backer position this season and led the team in tackles with 103 ... Saw action on 89 percent of the Hokies' defensive plays ... Also started on the extra point and field goal block teams ... Was called on three times to punt ... Named third-team All-America by The Associated Press ... Earned first-team All-BIG EAST honors and was one of 11 semi-finalists for the Butkus Award ... Placed sixth overall in

the BIG EAST in tackles with an average of 9.4 per game ... Rates as one of the hardest hitters on the squad ... Ranked the No. 18 inside linebacker in the Division I-A ranks prior to the season by *Lindy's* ... Started every game at outside linebacker in 1999 ...

2000: Played 651 plays at linebacker and nearly 100 more on special teams ... Collected 103 total tackles, 59 unassisted ... Posted seven tackles behind the line, including 1.5 sacks ... Hurried the quarterback nine times, broke up five passes and intercepted two ... Registered a career-high 18 tackles during Tech's win at East Carolina ... Added 15 tackles in the Hokies' road win at Syracuse ... Shrugged off an ankle injury to make 13 tackles against Miami ... Was in on 12 tackles versus West Virginia ... Intercepted passes against Rutgers and UCF ... Caused a fumble that was returned for a TD against UCF and set up another touchdown with a 42-yard interception return ... Saw brief action as a punter ... Turned in a 42-yard punt against Temple ... Punted twice at Syracuse ...

Personal: Benjamin Frazier Taylor ... Born 8/31/78 in Bellaire, Ohio ... Son of Ben and Jennifer Taylor ... Studying business education.

Tackles	G	UT	AT	Tot.	Loss	Sacks
1998	11	15	8	23	1- 1	0- 0
1999	11	37	34	71	5-17	1- 8
2000	11	59	44	103	5-12	1.5-13
Career	33	111	86	197	11-30	2.5-21

2000 Game-by-Game

AKRON	1	6	2	8	1- 3	0.5- 3
At ECU	1	11	7	18	0- 0	0- 0
RUTGERS	1	2	2	4	0- 0	0- 0
At BC	1	2	4	6	0- 0	0- 0
TEMPLE	1	3	4	7	0- 0	0- 0
WVU	1	5	7	12	1- 1	0- 0
At Syr	1	9	6	15	2- 3	0- 0
PITTSBURGH	1	3	4	7	1- 1	0- 0
At Miami	1	10	3	13	1- 7	0- 0
At UCF	1	3	4	7	1-10	1-10
VIRGINIA	1	5	1	6	0- 0	0- 0

36



Dirk Taylor

Linebacker
6-0 • 196 • Jr. • Penn Laird, Va.
Spotswood H.S.

Dressed for several varsity games ... Worked at the whip linebacker position after spending last season at cornerback ... Also




Ben Taylor

helped provide depth on several special teams units ... Played in Tech's two jayvee games ...

2000: Saw brief varsity action in the Rutgers game ... Practiced with the punt return and kickoff teams ... Saw action in jayvee games against Fork Union and Hargrave ... Contributed an interception in both games ...

Personal: Dirk Patrick Taylor ... Born 12/25/79 in Harrisonburg, VA ... Son of Terry and Lorri Taylor ... Majoring in communication studies.

31



Anthony Thibodeau

Split End
6-0 • 185 • Sr. • 1VL • Springfield, Va.
Hayfield H.S.

Contributed to Tech's success as a member of the special teams ... Also helped provide depth at the receiver positions ... Practiced mainly at flanker, but is also capable of playing split end if needed ...

2000: Met five of his six goals during preseason testing ... Saw action in nine of the Hokies' 11 regular-season games ... His only offensive playing time came against Akron and Virginia ... Started on the punt return team ... Was in for a season-high nine special teams plays against Temple ... Played eight offensive snaps against Akron ...

Personal: Anthony Alan Thibodeau ... Born 5/23/78 in Alamogordo, NM ... Son of David and Betty Thibodeau ... Majoring in management science.



7

Michael Vick

Quarterback
6-1 • 214 • r-So. • 2VL
Newport News, Va. • Warwick H.S.

Lived up to his billing as one of the most exciting players in the country before falling victim to swarming defenses and a troublesome high ankle sprain during the last half of the season ... Rushed for over 100 yards in three of his first four outings of the year ... Set a Tech single-game rushing mark for a quarterback when he ran for 210 yards at Boston College ... Bounced back from six sacks to ice the Hokies' first win at Syracuse since 1986 with a 55-yard touchdown run with less than two minutes remaining in the game ... Helped guide Tech to a 7-0 start before suffering the ankle injury in the second quarter of the Pittsburgh game ... Did not start against Miami and saw limited action on just 19 plays ... Sat out the Hokies' game at UCF ... Turned in the guttiest performance of his young career when he led the Hokies to victory against state-rival Virginia despite reinjuring his ankle ... Is just the second quarterback in school history to rush for over 1,000 yards during his Tech career ... Ranks sixth in career total offense at Tech and seventh in passing ... Hopes to return to form for the Toyota Gator Bowl ...

2000: Accounted for four touchdowns and 288 yards of offense in Tech's opener against Akron ... Rushed for 102 yards and two TDS, including a 63-yard scoring run, in that game ... Also completed 7 of 11 passes for 186 yards with TD passes of 59 and 34 yards ... Ran for 104 yards on 11 carries against Rutgers, scoring on an 8-yard run and setting up another TD with a 45-yard

Continued on following page



Vick, continued

scamper ... Led the Hokies to victory at BC, rushing 16 times for 210 yards and three touchdowns ... Scored one of those TDs on an 82-yard run ... Passed for one TD and ran for another against Temple ... Was 10-for-18 passing versus West Virginia with TD passes of 72 and 64 yards ... Suffered a high ankle sprain in the Pittsburgh game ... Tried to come off the bench and play at Miami but could not be effective ... Returned as the starter against Virginia ... Left the game briefly when he reinjured his ankle in the first quarter ... Returned with Tech trailing 14-7 and finished out the game ... Completed 16 of 23 passes for 202 yards and one touchdown ... Finished the regular season second on the team in rushing with 617 yards on 104 carries ... Has eight rushing touchdowns and a per carry average of 5.9 yards ... Completed 87 of 161 passes for 1,234 yards, eight TDs and six interceptions ... Named second-team All-BIG EAST ...

Personal: Michael Dwayne Vick ... Born 6/26/80 in Newport News, VA ... Son of Brenda Boddie ... Studying sociology.

Passing	G	Att-Comp	Pct.	Yds.	TD	Int
1999	10	152- 90	59.2	1840	12	5
2000	10	161- 87	54.0	1234	8	6
Career	20	313- 177	56.5	3074	20	11

2000 Game-by-Game						
	G	Att-Comp	Pct.	Yds.	TD	Int
AKRON	1	11- 7	63.6	186	2	1
At ECU	1	15- 9	60.0	106	1	0
RUTGERS	1	18- 10	55.6	120	1	0
At BC	1	17- 5	29.4	61	0	1
TEMPLE	1	28- 14	50.0	162	1	2
WVU	1	18- 10	55.6	233	2	0
At Syr	1	11- 6	54.5	75	0	0
PITTSBURGH	1	15- 8	53.3	80	0	1
At Miami	1	5- 2	40.0	9	0	1
At UCF		Did not play				
VIRGINIA	1	23- 16	69.6	202	1	0

Rushing	G	No.	Yds.	Avg.	TD	LG
1999	10	108	585	5.4	8	75
2000	10	104	617	5.9	8	82
Career	20	212	1202	5.7	16	82

2000 Game-by-Game						
	G	No.	Yds.	Avg.	TD	LG
AKRON	1	8	102	12.8	2	63
At ECU	1	6	13	2.2	0	8
RUTGERS	1	11	104	9.5	1	45
At BC	1	16	210	13.1	3	82
TEMPLE	1	18	55	3.0	1	12
WVU	1	11	57	5.2	0	29
At Syr	1	16	9	0.6	1	55
PITTSBURGH	1	10	34	3.4	0	16
At Miami	1	3	5	1.7	0	4
At UCF		Did not play				
VIRGINIA	1	5	28	5.6	0	14

32



Wayne Ward

Tailback
5-11 • 209 • r-Jr. • 3VL • Plant City, Fla.
Plant City H.S.

One of the top special teams players in the collegiate ranks ... Contributes in a number of ways ... Blocked two punts during the regular season ... Posted 26 tackles on coverage ... Cleared the way for a 76-yard punt return with a block that made the national highlight films ... Won BIG EAST Special Teams Player of the Week honors twice ... Also rates as one of the Hokies' most physical running backs ... An Iron Hokie in the weight room with a 620-pound back squat ...

2000: Played nearly 200 plays on special teams ... Started on the kickoff and kickoff return teams and the punt and punt return units ... Also worked with the onside prevent unit and the extra point and field goal teams ... Blocked a punt against East Carolina that was scooped up and returned for a touchdown by teammate Cory Bird ... Set up a TD against Temple with another blocked punt ... Contributed three or more tackles on coverage six times ... Posted four tackles against Rutgers ... Returned a kickoff 29 yards at Boston College ... Saw action on offense in six games ... Carried the football five times for 25 yards against Akron ... Added 26 yards on eight carries versus Rutgers ... Caught two passes for 28 yards against the Scarlet Knights ... Also had two receptions for 26 yards in the Miami game ... Rushed for a total of 82 yards on 25 carries and had four pass receptions for 54 yards ...

Personal: Wayne E. Ward ... Born 5/29/79 in Lakeland, FL ... Son of Wayne and Patricia Ward ... Enrolled in housing, interior design and resource management.

Rushing	G	No.	Yds.	Avg.	TD	LG
1998	11	10	52	5.2	1	20
1999	4	1	2	2.0	0	2
2000	11	25	82	3.3	0	11
Career	26	36	136	3.8	1	20

Tackles	G	UT	AT	Tot.	Loss	Sacks
1998	11	4	5	9	0- 0	0- 0
1999	4	1	1	2	0- 0	0- 0
2000	11	12	14	26	0- 0	0- 0
Career	26	17	20	37	0- 0	0- 0

49



Carter Warley

Place-kicker
5-11 • 184 • r-Fr. • 1VL
Richmond, Va. • Fork Union H.S.

One of the Hokies' most consistent offensive performers ... Won the place-kicking duties during the preseason and went on to become the highest scoring freshman in the BIG EAST Conference for the 2000 season ... Finished fifth overall in the league in scoring and second among kickers with a 7.0 points per game average ... Was second in the league in both field goal percentage (77.8) and PAT kicking percentage (98.2) ... Earned second-team All-BIG EAST honors ... Also handles the Hokies' kickoff duties ... Booted a 27-yard field goal with 16 seconds remaining to win the Pittsburgh game ... Tied Tech records for extra points attempted (57) and made (56) in a season ...

2000: Scored 10 points in his first collegiate game making a 32-yard field goal and all seven of his extra point kicks against Akron ... Connected on a 46-yard field goal at East Carolina ... Made his first 33 PATs before missing an attempt against West Virginia ... Did not attempt his third field goal until the seventh game of the season when he made good on a 47-yard kick at Syracuse ... Made three of four field goals against Pittsburgh to finish with 13 points ... Won BIG EAST Special Teams Player of the Week honors for his performance against the Panthers ... Finished the regular season 7-for-9 on field goals and 56-for-57 on extra points ...

Personal: Carter Warley ... Born 2/14/80 in Newport News, VA ... Son of John and Barbara Warley ... Enrolled in university studies.

Scoring	G	EP-A	FGM-A	LG	TP
2000	11	57-56	7-9	47	77

2000 Game-by-Game					
	G	EP-A	FGM-A	LG	TP
AKRON	1	7-7	1-1	32	10
At ECU	1	6-6	1-1	46	9
RUTGERS	1	7-7	0-0	0	7
At BC	1	6-6	0-0	0	6
TEMPLE	1	5-5	0-0	0	5
WVU	1	6-7	0-0	0	6
At Syr	1	1-1	1-1	47	4
PITTSBURGH	1	4-4	3-4	38	13
At Miami	1	3-3	0-0	0	3
At UCF	1	5-5	1-2	33	8
VIRGINIA	1	6-6	0-0	0	6

Field Goals	10-29 yds	30-39	40-49	50+
2000	1-1	4-5	2-3	0-0

34



Brian Welch

Linebacker
6-0 • 240 • r-Jr. • 2VL • Fairfax, Va.
Oakton H.S.

Returned to action this year after missing all but one game in 1999 due to a knee injury ... Has seen action in every game during the 2000 season ... Joins with

starter Jake Houseright to make the Hokies strong at the mike linebacker position ... Rates as the defensive unit's most productive player off the bench with 42 tackles, the 11th best total on the squad ... Also makes important contributions on special teams ... An extremely hard worker with good instincts and toughness ...



Brian Welch

2000: Contributed eight total tackles and a quarterback hurry against Akron ... Posted a sack, a tackle for loss, a hurry and six total tackles in the Hokies' win against Rutgers ... Turned in five tackles in games against East Carolina, Temple and UCF ... Also broke up a pass and hurried the passer while playing a season-best 33 defensive plays at UCF ... Had a tackle for loss and three total hits during the Virginia game ... Started on the punting team and worked with the extra point and field goal block units ... Finished with 42 tackles, three tackles behind the line and three hurries ...

Personal: Brian Scott Welch ... Born 7/17/78 in Tehran, Iran ... Son of Linda Welch and the late Kenneth Welch ... Majoring in finance.

Tackles	G	UT	AT	Tot.	Loss	Sacks
1998	10	7	13	20	1- 1	1- 5
1999	1	2	1	3	0- 0	0- 0
2000	11	26	16	42	2- 2	1- 4
Career	22	35	30	65	3- 3	2- 9

2



Ronyell Whitaker

Cornerback
5-9 • 193 • r-So. • 2VL • Norfolk, Va.
Lake Taylor H.S.

Has been Tech's busiest player with over 750 plays to his credit on defense and special teams ... Opened the season as the Hokies' starting field corner ... Moved to the boundary cornerback position when teammate Larry Austin suffered a season-ending injury at Boston College ... Moved back to the field side for the final two games ... Was asked to take over the punt return duties fulltime when André Davis was sidelined at Syracuse in the seventh game of the year ... Responded by finishing third in the BIG EAST and 16th in the nation ... Has been a major contributor on Tech's young defense ... Ranks fourth on the team in tackles, second in interceptions and third in passes broken up ... A second-team All-BIG EAST selection ...

2000: Started six games at the field corner position and five at boundary corner ... Broke up two passes at East Carolina ... Registered his first interception in the Rutgers game ... Contributed seven tackles in back-to-back games against Boston College and Temple ... Added a 22-yard interception return against the Owls ... Was in on a career-high 11 tackles during the West Virginia game ... Also had two interceptions versus the Mountaineers ... Had 10 total hits during Tech's win over Pittsburgh ... Picked off his fifth pass at UCF ... Posted a 50-yard punt return against UCF and a personal-best 61-yard return in the Virginia game ... Compiled 61 total tackles, including 37 unassisted ... Turned in two tackles behind the line and nine passes broken up ... Averaged 14.4 yards on 17 punt returns ...

Personal: Ronyell Deshawn Whitaker ... Born 3/19/79 in Norfolk, VA ... Son of Sylvonia Whitaker ... Nephew of pro boxer Pernell "Sweet Pea" Whitaker ... Enrolled in physical education.

Tackles	G	UT	AT	Tot.	Loss	Sacks
1999	11	22	7	29	2- 2	0- 0
2000	11	37	24	61	2- 3	0- 0
Career	22	59	31	90	4- 5	0- 0



2000 Game-by Game

Tackles	G	UT	AT	Tot.	Loss	Sacks
AKRON	1	0	1	1	0- 0	0- 0
At ECU	1	1	0	1	0- 0	0- 0
RUTGERS	1	3	0	3	0- 0	0- 0
At BC	1	4	3	7	0- 0	0- 0
TEMPLE	1	3	4	7	0- 0	0- 0
WVU	1	7	4	11	1- 1	0- 0
At Syr	1	5	4	9	1- 2	0- 0
PITTSBURGH	1	8	2	10	0- 0	0- 0
At Miami	1	2	3	5	0- 0	0- 0
At UCF	1	4	1	5	0- 0	0- 0
VIRGINIA	1	0	2	2	0- 0	0- 0

Interceptions	G	No.	Yds.	Avg.	TD	LG
1999	11	0	0	0.0	0	0
2000	11	5	76	15.2	0	32
Career	22	5	76	15.2	0	32

17



Garnell Wilds

Cornerback
6-0 • 187 • r-Fr. • 1VL • Tampa, Fla.
Hillsborough H.S.


Served as a key backup at both cornerback positions early in the season ... Saw action in each of the Hokies' first five games ... Suffered a season-ending knee injury against Temple in the fifth game ... Underwent reconstructive surgery ... Will not be available for postseason play ...

2000: Played 10 downs on defense against Akron and was in on a tackle ... Intercepted a pass and returned it 5 yards in the Hokies' win at East Carolina ... Was in on a season-high 15 defensive plays against Rutgers ... Got some brief special teams duty in the Boston College and Temple games ... Had four total tackles in his five games ...

Personal: Garnell Wayman Wilds ... Born 6/8/81 in Tampa, FL ... Son of George and Jacqueline Wilds ... Studying computer science.

Tackles	G	UT	AT	Tot.	Loss	Sacks
2000	5	3	1	4	0- 0	0- 0

Interceptions	G	No.	Yds.	Avg.	TD	LG
2000	5	1	5	5.0	0	5



Ernest Wilford

19

Ernest Wilford

Flanker

6-5 • 211 • r-Fr. • 1VL • Richmond, Va. Armstrong/Franklin H.S.

A newcomer who found himself starting Tech's last four games at flanker after André Davis developed ankle problems ... Gained some valuable on the job experience ... Saw action on 176 offensive snaps during Tech's first seven games and 213 during the last four ... Finished third on the team in receptions ... Brings outstanding athletic ability and size to the position ... A Super Iron Hokie in the weight room ... Started his Tech career as a defensive end ...

2000: Was one of just four players to meet all six goals during preseason strength and conditioning tests ... Led the receivers with a 500-pound back squat ... Played in every game, averaging 35 snaps ... Saw some brief action on special teams during the first half of the season ... His first collegiate reception was an 11-yard catch at East Carolina ... Grabbed three passes for 35 yards in the Rutgers game ... Moved into the starting lineup against Pittsburgh and played 72 offensive snaps ... Caught two passes for 25 yards in that game ... Added two more receptions at Miami for 21 yards ... Also had two catches in the Virginia game for a total of 33 yards ... Had 12 catches for 141 yards during the regular season ...

Personal: Ernest Lee Wilford ... Born 1/14/79 in Richmond, VA ... Son of Ernest,



Sr., and Janice Wilford ... Enrolled in university studies.

Receiving	G	No.	Yds.	Avg.	TD	LG
2000	11	12	141	11.8	0	17

54

Dan Wilkinson

Defensive Tackle

6-1 • 260 • r-Jr. • 1VL
West Palm Beach, Fla.
Palm Beach Lakes H.S.

Has provided valuable depth along the defensive front during the 2000 season ... Saw action in every regular-season game ... Made his first collegiate start against Virginia ... Mixes excellent strength with good quickness ...


2000: Was in on 23 tackles during the season, including four behind the line ... Posted a personal-best six tackles at East Carolina and shared a quarterback sack ... Batted down a pass against Rutgers ... Recorded a sack during Tech's win over Temple ... Was in on five tackles, including one behind the line, at UCF ... Played a season-high 36 plays in that game ... Got another sack during his start against Virginia ...

Personal: Daniel Alfred Wilkinson ... Born 11/14/78 in West Palm Beach, FL ... Son of Erwin and Heather Wilkinson ... Enrolled in housing, interior design and resource management.

Tackles	G	UT	AT	Tot.	Loss	Sacks
1999	7	5	7	12	1- 2	1- 7
2000	11	11	12	23	1- 4	2.5- 8
Career	18	16	19	35	2- 6	3.5- 15



86



Keith Willis

Tight End

6-5 • 234 • r-Fr. • 1VL • Norfolk, Va. Norview H.S.

A reserve tight end and special teams contributor ... Saw action in 10 of the Hokies' 11 regular-season games ... Picked up some additional experience by playing in Tech's jayvee game against Fork Union ...

2000: Played on offense in seven games ... Caught a pass for a 21-yard gain in the season opener against Akron ... Was in for a season-high 31 offensive snaps against Rutgers ... Moved into a starting spot on the kickoff return team as the season progressed ... Took time out for one jayvee game, catching a 19-yard touchdown pass in a win over Fork Union ... Saw 23 varsity snaps on offense at UCF ...

Personal: Keith Tyrone Willis ... Born 12/14/80 in Oceanside, CA ... Son of Keith and Mara Willis ... Lived in Japan for more than three years ... Enrolled in university studies.



58

Matt Wincek

Offensive Tackle

6-5 • 283 • Jr. • 3VL
Wilkes-Barre, Pa. • Coughlin H.S.

The No. 2 man at right tackle behind senior Dave Kadela ... Has worked at both tackle positions in the past, but concentrated only on the right side this season ... Brings additional experience to the Hokies' veteran offensive front ... Combines good size with long arms and athletic ability ...

2000: Played in nine games ... Saw action on 28 snaps against Rutgers and 25 in the season opener versus Akron ... Chipped in 21 plays in the Miami game ... Did not play against Syracuse and Pittsburgh

... Worked with the extra point and field goal teams and saw limited action ...

Personal: Matthew Leonard Wincek ... Born 9/12/79 in Wilkes-Barre, PA ... Son of Leonard and Patricia Wincek ... A business major.



Shawn Witten

26



Shawn Witten

Split End

6-0 • 190 • So. • 2VL

Elizabethton, Tenn. • Elizabethton H.S.

One of the Hokies' most dependable players ... A real asset on both offense and special teams ... Has helped out at both receiver positions during the 2000 season ... Catches the football ... Isn't afraid to get after defenders as a blocker ... Is generally one of the first players downfield on kick coverage ... A competitor who can always be counted on for top effort ...


2000: Played in all 11 games ... Opened the season playing at split end ... Moved to the No. 2 spot at flanker when André Davis was injured ... Started on the kickoff and kickoff return teams and was a backup on three other special teams units ... Caught two passes for 17 yards against Akron ... Added an 11-yard reception in the East Carolina game ... Saw action on 30 offensive snaps and 17 special teams plays against Temple ... Posted two tackles against the Owls and caught a 15-yard pass ... Had two tackles in the Pittsburgh game ... Registered a career-best four catches for 39 yards in Tech's win over Virginia ... Turned in nine catches overall for 88 yards ... Finished with seven total tackles on coverage ...

Personal: Shawn Edward Witten ... Born 5/18/80 in Johnson City, TN ... Son of

Kimberly Witten ... Enrolled in university studies.

Receiving	G	No.	Yds.	Avg.	TD	LG
1999	11	6	55	9.2	0	11
2000	11	9	88	9.8	0	15
Career	22	15	143	9.5	0	15

45



Benny Wolfe

Linebacker


5-10 • 203 • Sr. • 3VL • Gate City, Va. Gate City H.S.

A hard-nosed football player who brings added aggressiveness to the backer position and special teams ... Saw action in every game on special teams and seven games on defense ... Loves to get downfield on kickoff coverage ... Has bench pressed 400 pounds ... A two-time pick on the BIG EAST All-Academic Football Team ...

2000: Had two tackles in games against Akron, East Carolina and West Virginia ... Played a season-best 21 defensive plays against Rutgers ... Posted five tackles in that game along with a quarterback hurry ... Was in on three tackles in the Temple game ... Started on the kickoff and kickoff return teams ... Also worked with the extra point and field goal block teams ... Compiled 15 overall tackles and two quarterback hurries ...

Personal: Benny Allen Wolfe ... Born 7/11/79 in Kingsport, TN ... Son of Terry and Annette Wolfe ... Enrolled in finance.

Tackles	G	UT	AT	Tot.	Loss	Sacks
1998	11	4	3	7	0- 0	0- 0
1999	10	10	14	24	1- 1	0- 0
2000	11	7	8	15	0- 0	0- 0
Career	32	21	25	46	1- 1	0- 0



Benny Wolfe

93



Browning Wynn

Tight End

6-3 • 230 • r-Jr. • 3VL • Jonesville, Va. Lee H.S.

One of Tech's real success stories ... Started his career as a walk-on and is now the starting tight end ... Earned second-team All-BIG EAST honors for his play this season ... The first Tech player to earn the Elite Level of Performance award in the strength and conditioning program ... Won Tech's Iron Man competition during the summer ... Is averaging 43 offensive snaps and 14 special teams plays a game ... Fifteen of his 16 career receptions have gone for first downs, including seven this season ...

2000: Has played in all 11 games, including nine as the starter ... Starts on three special teams and is a backup on two others ... Hauled in two passes for 58 yards in the Akron game ... Caught his first career touchdown pass with a 23-yard grab against East Carolina ... Turned in a 28-yard reception in the Pittsburgh game ... Had a personal-best four catches for 58 yards at Miami ... Has eight catches for 167 yards, an average of 20.9 yards per catch ...

Personal: Browning Wynn II ... Born 12/3/78 in Kingsport, TN ... Son of John and Patricia Wynn ... Studying finance.

Receiving	G	No.	Yds.	Avg.	TD	LG
1998	11	1	14	14.0	0	14
1999	11	7	157	22.4	0	35
2000	11	8	167	20.9	1	33
Career	33	16	338	21.1	1	35

2000 Game-by Game

AKRON	1	2	58	29.0	0	33
At ECU	1	1	23	23.0	1	23
RUTGERS	1	0	0	0.0	0	0
At BC	1	0	0	0.0	0	0
TEMPLE	1	0	0	0.0	0	0
WVU	1	0	0	0.0	0	0
At Syr	1	0	0	0.0	0	0
PITTSBURGH	1	1	28	28.0	0	28
At Miami	1	4	58	14.5	0	24
At UCF	1	0	0	0.0	0	0
VIRGINIA	1	0	0	0.0	0	0



Coach Frank Beamer

One of the Nation's Most Respected Coaches Continues To Lead Virginia Tech to New Heights



Virginia Tech football coach Frank Beamer won eight national coach of the year awards in 1999 after directing the Hokies to an 11-0 regular season record and a spot in the Nokia Sugar Bowl to play for the national championship. This season, without all the fanfare, Beamer and his coaching staff may have done an even better job coaching than a year ago.

The 2000 Hokie squad started the season with eight new starters on defense and two returning defensive starters who were working at new positions. The team's entire kicking game — punter, place-kicker, holders, snappers and return men — was new. And as the season progressed there were key injuries on both offense and defense.

The result? A 10-1 season and an eighth-straight bowl bid.

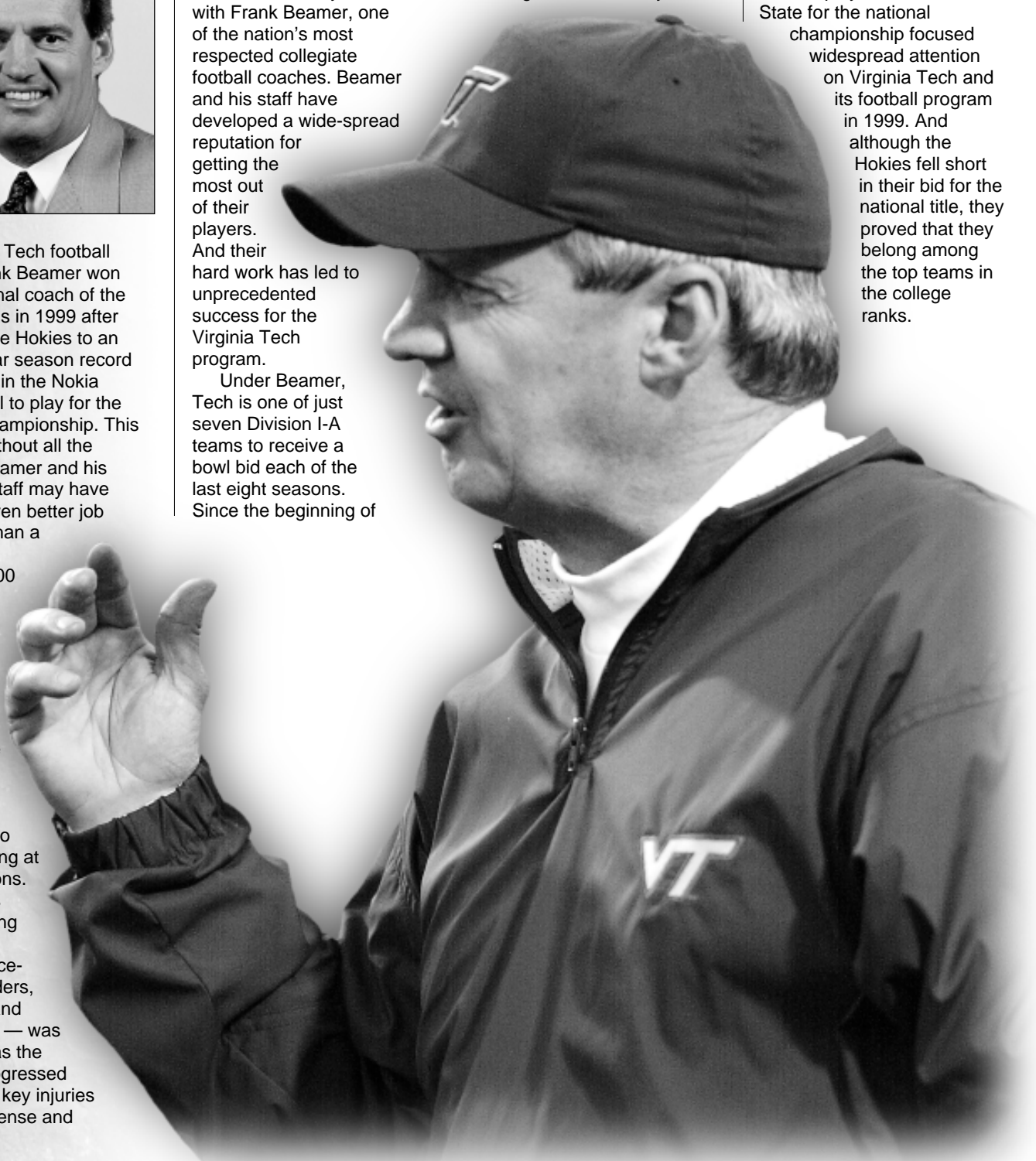
That's the way it is with Frank Beamer, one of the nation's most respected collegiate football coaches. Beamer and his staff have developed a wide-spread reputation for getting the most out of their players. And their hard work has led to unprecedented success for the Virginia Tech program.

Under Beamer, Tech is one of just seven Division I-A teams to receive a bowl bid each of the last eight seasons. Since the beginning of

the 1993 season, Tech has won three BIG EAST Conference championships, averaged nine wins a year

and become a regular in the national polls.

A spot in the Nokia Sugar Bowl to play No. 1 Florida State for the national championship focused widespread attention on Virginia Tech and its football program in 1999. And although the Hokies fell short in their bid for the national title, they proved that they belong among the top teams in the college ranks.



For his part in the Hokies' magical 1999 season, Beamer was named the Bobby Dodd Coach of the Year, the GTE Coach of the Year, the Eddie Robinson Coach of the Year, the Paul 'Bear' Bryant Coach of the Year, the Associated Press Coach of the Year, the

Walter Camp Football Foundation/*Street & Smith's* Coach of the Year, the Maxwell Football Club Coach of the Year and the Woody Hayes Coach of the Year. He also was named the BIG EAST Conference Coach of the Year for the third time.

There have been plenty of

other accolades for the Hokies' coach. Following consecutive 10-2 seasons in 1995 and 1996, Beamer also was voted BIG EAST Conference Coach of the Year by the league coaches. He was one of five finalists in the voting for the 1995 National Coach of the Year.

In 1996, *The Sporting News* queried writers from around the country and asked them to rate the coaches in various conferences. In the BIG EAST, those writers rated Frank Beamer the best coach on game day, the best in game preparation, the best as a motivator, the best as a teacher, the best in big games and the best overall. Last summer, *The Sporting News* ranked the nation's top coaches in terms of their ability to get the most out of their players. Beamer was picked No. 9 in Division I-A. The past three years, TSN also rated the Tech coach first among BIG EAST head coaches and ranked the Hokies' football coaching staff as the best in the conference.

The Beamer success story has made him a much sought-after coach. He has been pursued by other schools as well as professional football teams in recent years, but in the end, his loyalty has remained with the Hokies.

Beamer always has put Virginia Tech first — ever since he starred as a defensive back for the Hokies in his undergraduate days in the late 1960s, and surely throughout his 14 years as head coach of the Hokies.

Three times in the past 11 years, he has given back part of his earnings to the university. In

the summer of 1996, he and his wife Cheryl, for the second time in six years, presented a \$50,000 gift to Tech. Both gifts were earmarked for improvements to facilities.

In 1990, Beamer received a new contract and a substantial pay raise. He refused the raise, however, until such time that all classified and faculty employees of the university could have the same opportunity for pay raises. Most state salaries had been frozen at the time.

Another indication of Beamer's love for the university came on the night he was inducted into The Virginia Tech Sports Hall of Fame in 1997. He called it the biggest honor of his entire career. With the induction, he became the first active coach at the university to be honored in that fashion.

Beamer's overall record at Tech now stands at 98-61-2. He became Tech's winningest football coach ever during the 1997 campaign. Counting six years as head coach at Murray State prior to joining the Hokies, Beamer's overall 20-year record is 140-84-4.

The 54-year-old Beamer, first alumnus to guide the Hokies since the 1940s, took over the Tech reins from Bill

Continued on next page



BEAMER'S PROFILE

PERSONAL:

Born: 10/18/46, Mt. Airy, N.C.
Hometown: Hillsville, Va.
Wife: former Cheryl Oakley
Children: Shane, Casey

EDUCATION:

High School: Hillsville (1965)
College: Virginia Tech (1969)
Postgraduate: Radford University (1972)

PLAYING EXPERIENCE:

Virginia Tech (1966-68)

COACHING EXPERIENCE:

1972 Graduate Assistant, Maryland
1973-76 Assistant Coach, The Citadel
1977-78 Defensive Coordinator, The Citadel
1979-80 Defensive Coordinator, Murray State
1981-86 Head Coach, Murray State
1981 (8-3)
1982 (4-7)
1983 (7-4)
1984 (9-2)
1985 (7-3-1)
1986 (7-4-1) Ohio Valley co-champion
Record at Murray State: 42-23-2

1987- Head Coach, Virginia Tech
1987 (2-9)
1988 (3-8)
1989 (6-4-1)
1990 (6-5)
1991 (5-6)
1992 (2-8-1)
1993 (9-3) Independence Bowl champion
1994 (8-4) Gator Bowl
1995 (10-2) BIG EAST, Sugar Bowl champion
1996 (10-2) BIG EAST co-champion, Orange Bowl
1997 (7-5) Gator Bowl
1998 (9-3) Music City Bowl champion
1999 (11-1) BIG EAST champion, Sugar Bowl
2000 (10-1) Gator Bowl

Record at Virginia Tech: 98-61-2
Overall head coaching record: 140-84-4

BOWL EXPERIENCE:

Player

1966 Liberty (Virginia Tech vs. Miami)
1968 Liberty (Virginia Tech vs. Mississippi)

Coach

1993 Independence (Virginia Tech vs. Indiana)
1994 Gator (Virginia Tech vs. Tennessee)
1995 Sugar (Virginia Tech vs. Texas)
1996 Orange (Virginia Tech vs. Nebraska)
1997 Gator (Virginia Tech vs. North Carolina)
1998 Music City (Virginia Tech vs. Alabama)
1999 Sugar (Virginia Tech vs. Florida State)
2000 Gator (Virginia Tech vs. Clemson)



Coach Frank Beamer with (l to r) his son, Shane, wife, Cheryl and daughter, Casey.



Dooley in January 1987. He began work a few days after the Hokies had beaten North Carolina

State in the Peach Bowl. It took a while for him to get the Hokies moving in the right direction because the football program was hit with NCAA sanctions at the time.

But everything came together in the 1990s. The Techmen finished 9-3 in 1993 after beating Indiana, 45-20, in a wild Independence Bowl game. Tech followed up with an 8-4 season in 1994, losing to Tennessee, 45-23, in the Gator Bowl.

Many think the Tech teams in 1995 and 1996 were among the greatest in school history. The 1995 team swept the BIG EAST Conference championship outright and the 1996 club tied for the title with Syracuse and Miami.

The 1995 team was 9-2 during the regular season and then came up with a stirring 28-10 victory over Texas in the Sugar Bowl. The 1996 team went 10-1 during the regular season and lost to powerful Nebraska, 41-21, in the Orange Bowl after giving the Cornhuskers a fierce battle for three quarters.

The Hokies had a 7-5 year in 1997 and were beaten badly by North Carolina in the Gator Bowl, 42-3. But they came right back with an impressive 9-3 mark in 1998 that included a 38-7 victory over Alabama in the inaugural Music City Bowl in Nashville, Tenn. Then came last year's incredible run to the national championship game.

Beamer's early Tech teams also registered many exciting victories. One of the most impressive came in 1990 when the Hokies capped the year with a 38-13 victory over arch-rival Virginia before a crowd of 54,157, which at the time was the largest ever to see a college football game in the Commonwealth of Virginia. During the 1989 season, Tech knocked off ninth-ranked West

Virginia and star quarterback Major Harris, 12-10, in Morgantown.

During his undergraduate days at Tech, Beamer started three years as a cornerback and played on the Hokies' 1966 and 1968 Liberty Bowl teams. He received a Bachelor of Science in distributive education from Tech in 1969 and a master's in guidance from Radford in 1972. Then came the start of the Beamer coaching career.


He began as an assistant at Radford High School from 1969 through 1971. Then

after one season as a graduate assistant at the University of Maryland, he went to The Citadel where he worked five seasons under Bobby Ross and one year under Art Baker. His last two years at The Citadel, Beamer was defensive coordinator.

In 1979, Beamer went to Murray State as defensive coordinator under Mike Gottfried. He was named head coach at Murray State in 1981 and went on to compile a six-year record of 42 wins, 23 losses and two ties.

The Tech coach was born in Mt. Airy, N.C., and grew up in Hillsville, Va. At Hillsville High, he earned 11 varsity letters as a three-sport athlete in football, basketball and baseball.

Beamer is married to the former Cheryl Oakley of Richmond, Va. They have two children, Shane, a former member of his dad's football team at Tech and now a graduate assistant at Georgia Tech; and daughter Casey, who is currently a sophomore at Virginia Tech.



1999 National Coach of the Year

Coach Frank Beamer was tabbed the consensus national football coach of the year after leading the Hokies to an 11-0 regular season and a berth in the national championship game.



Accomplishments

Under the direction of Frank Beamer and his staff, the Hokies have ...

- earned a chance to play for the national championship for the first time in school football history.
- won 10 games or more four of the last six seasons.
- become one of only seven Division I schools to go to bowl games each of the last eight seasons.
- won more games over the past eight seasons (74) than any other team in the BIG EAST.
- become the first team in BIG EAST history to win all the league's major awards in the same season.
- set a record for the most players from one team selected to the All-BIG EAST first and second teams in one season (15).
- won more games (98) than under any other coaching staff.
- been to twice as many bowl games (8) than under any other coaching staff.
- won more bowl games (3) than under any other coaching staff.
- posted eight straight seasons of seven or more wins for the first time in school history.
- won three BIG EAST Championships and earned three invitations to the Bowl Championship Series in the past six seasons.
- earned the highest national rankings in school football history.
- finished in a final Top 25 poll six times in the last seven seasons.
- had 45 of their last 59 games televised.
- compiled a 42-10 record in televised games the past six seasons.
- blocked more kicks in the 1990s than any other Division I-A team.
- had more than 80 players sign with NFL teams.





BEAMER BALL

Coach Beamer and his staff believe scoring points is a team effort

The fact that Virginia Tech's last eight football teams are all ranked among the highest scoring grid squads in school history is more than just a tribute to the Hokies' offensive units. During the Frank Beamer era at Tech, putting points on the scoreboard has always been a team effort — the offensive team, the defensive team and the special teams.

During that time, a player at every position on the defensive unit has produced at least one touchdown. And 18 different players have scored touchdowns while playing on Tech's special teams. Altogether, the Hokies' defense and special teams have combined to contribute 63 touchdowns since Beamer arrived in 1987, including 26 in the six seasons from 1991 through 1996.

Under Beamer, Tech's defense has scored 40 TDs, with 24 coming on pass interceptions, 14 on fumble returns and two on fumble recoveries. The special teams have added 23 TDs, including 12 on blocked punts, six on punt returns, three on kickoff returns, one on a blocked field goal and one on a fumble recovery.

The defense and special teams have accounted for 46 touchdowns in Tech's last 85 games.

Fittingly, the trend started in Beamer's first game as Tech's head coach when true freshman Jon Jeffries returned a kickoff 92 yards for a touchdown against Clemson. It was the Hokies' first touchdown under Beamer, and it was scored on special teams.

Under Beamer, a total of 47 different players on Tech's defense and special teams units have scored touchdowns. Ten of those players — Don Stokes, Jock Jones, Roger Brown, Lawrence Lewis, Antonio Banks, Jim Baron, Keion Carpenter, Pierson Prioleau, Anthony Midget and Cory Bird — scored twice. Ike Charlton, Ricky Hall and current player André Davis have three scores.

TOUCHDOWNS BY THE DEFENSE AND SPECIAL TEAMS UNDER COACH BEAMER

1987: Jon Jeffries, 92-yd. kickoff return vs. Clemson; Don Stokes, recovered blocked punt in end zone vs. Syracuse; Randy Cockrell (ilb), 90-yd. interception return vs. Navy.

1988: Don Stokes, recovered blocked punt in end zone vs. Southern Miss; Jock Jones, recovered blocked punt in end zone vs. West Virginia; Roger Brown (cb), 55-yd. interception return vs. South Carolina; Leslie Bailey (ilb), 19-yd. interception return vs. South Carolina.

1989: Marcus Mickel, 90-yd. kickoff return vs. Clemson; Jock Jones (olb), 55-yd. interception return vs. Tulane; Roger Brown (cb), 55-yd. interception return vs. North Carolina State.

1990: The '90 season marked the first and only season to date during Beamer's tenure that Tech failed to score at least one TD on either defense or special teams.

1991: P.J. Preston (olb), recovered fumble in end zone vs. Oklahoma; Ken Landrum, 18-yd. blocked punt return vs. Cincinnati; Kirk Alexander (fs), 95-yd. interception return vs. Cincinnati.

1992: Tyronne Drakeford (cb), 40-yd. interception return vs. East Carolina; Tony Kennedy, 91-yd. kickoff return vs. Louisville; Ken Brown (olb), 18-yd. interception return vs. Rutgers.

1993: William Ferrell, 7-yd. blocked punt return vs. Rutgers; DeWayne Knight (olb), 23-yd. fumble return vs. Syracuse; Jeff Holland (dt), 8-yd. fumble return vs. Virginia; Lawrence Lewis (de), 20-yd. fumble return vs. Indiana; Antonio Banks, 80-yd. blocked field goal return vs. Indiana.

1994: Torrian Gray (rov), 66-yd. interception return vs. Boston College; Stacy Henley, 25-yd. blocked punt return vs. Temple; Lawrence Lewis (de), 60-yd. fumble return vs. East Carolina; Antonio Freeman, 80-yd. punt return vs. Pittsburgh.

1995: Jermaine Holmes, recovered blocked punt in end zone vs. Akron; Hank Coleman (de), 51-yd. fumble return vs. Rutgers; Myron Newsome (ilb), 71-yd. interception return vs. Rutgers; Larry Green (cb), 37-yd. interception return vs. West Virginia; Jim Baron (dt), 46-yd. fumble return vs. Temple; J.C. Price (dt), 19-yd. interception return vs. Temple; Antonio Banks (cb), 65-yd. interception return vs. Virginia; Bryan Still, 60-yd. punt return vs. Texas; Jim Baron (dt), 20-yd. fumble return vs. Texas.

1996: Cornelius White, 60-yd. blocked punt return vs. Syracuse; Keion Carpenter (fs), 100-yd. interception return vs. Miami.

1997: Carl Bradley (dt), recovered fumble in end zone vs. Rutgers; Pierson Prioleau (rov), 43-yd. fumble return vs. Rutgers; Lorenzo Ferguson (fs), 84-yd. interception return vs. Arkansas St.; Anthony Midget (cb), 22-yd. fumble return vs. Pittsburgh.

1998: Keion Carpenter (fs), 16-yd. interception return vs. Pittsburgh; Pierson Prioleau (rov), 85-yd. interception return vs. Boston College; Marcus Gildersleeve, recovered blocked punt in end zone vs. UAB; Ricky Hall 17-yd. blocked punt return vs. West Virginia; Ricky Hall recovered blocked punt in end zone vs. Syracuse; Loren Johnson (cb), 78-yd. fumble return vs. Syracuse; Ike Charlton (cb) 26-yd. interception return vs. Rutgers; Jamel Smith (lb), 98-yd. interception return vs. Rutgers; Anthony Midget (cb), 27-yd. interception return vs. Alabama.

1999: Ike Charlton (cb), 34-yd. interception return vs. Clemson; Corey Moore (de), 32-yard fumble return vs. Clemson; Cory Bird (rov), 26-yd. fumble return vs. Syracuse; Phillip Summers (rov) 43-yd. interception return vs. Syracuse; Tee Butler recovered fumble by punter in end zone vs. Syracuse; Ricky Hall, 64-yd. punt return vs. Miami; Ike Charlton (cb), 51-yd. fumble return vs. Miami; Larry Austin (cb), 31-yd. interception return vs. Temple.

2000: Willie Pile (fs), 11-yd. interception return vs. Akron; Cory Bird 9-yd. blocked punt return vs. East Carolina; André Davis 87-yd. punt return vs. East Carolina; André Davis 71-yd. punt return vs. Boston College; André Davis 76-yd. punt return vs. WVU; Nathaniel Adibi (de), 36-yd. fumble return vs. UCF.

Tech the best kick-blocking team over the past decade



← Virginia Tech blocked more kicks during the 1990s than any other Division I-A football team. The Hokies blocked 63 kicks during the decade — 31 punts, 18 PATs and 14 field goals.

← Tech's tradition for blocking kicks during the Frank Beamer era was carried to new heights in 1998 with 10 blocks during the regular season and two more in the Hokies' Music City Bowl game against Alabama. Tech now has 83 blocks in Beamer's 161 games as the head coach. The Hokies have

blocked 41 punts (11 for TDs), 21 field goals and 21 extra points.

← The most prolific kick blockers under Beamer have been defensive lineman Bernard Basham and safety Keion Carpenter who each posted six blocks during their Tech careers.

Basham blocked three field goals and three PATs, while Carpenter blocked six punts.

← The teams Tech has victimized the most during Frank Beamer's 14-seasons have been West Virginia and Pittsburgh. During that span, the Hokies have blocked eight kicks against both the Mountaineers and the Panthers.

← Since joining the BIG EAST Conference in 1991, the Hokies have posted at least three blocked kicks against every team in the league. During that span, Tech has

blocked eight kicks against Pittsburgh, six versus Miami and West Virginia, four against BC and Rutgers and three against Syracuse and Temple.

← During the Beamer era, Tech has blocked two kicks in a game 15 times, including games versus East Carolina and West Virginia this season. Tech blocked two kicks against four different teams in 1998.

TECH'S BLOCKED KICKS UNDER COACH BEAMER

Totals: 83 in 161 games (41 punts, 21 FGs, 21 PATs)

**recovered or returned for touchdown
+led to TD @led to safety #led to FG
^led to a two-point defensive extra point*

1987 (1 punt, 1 PAT, 1 FG)

Syracuse – punt* (Jimmy Whitten) hL
East Carolina – PAT (na) hL
Cincinnati – FG (Roger Brown) hW

1988 (4 punts, 3 FGs)

Clemson – punt (Jock Jones) aL
Southern Miss – punt* (Archie Hopkins) aL
West Virginia – punt* (Archie Hopkins) hL
Cincinnati – punt+ (Jock Jones) aW
Louisville – FG (Jimmy Whitten) aL
Florida State – FG (Roger Brown);
FG+ (Roger Brown) aL

1989 (1 punt, 1 FG)

Tulane – punt+ (Archie Hopkins) hW
N.C. State – FG (Jock Jones) aW

1990 (2 punts, 3 PATs, 1 FG)

East Carolina – PAT (John Rivers) aW
South Carolina – PAT (John Rivers) hL
Florida State – punt+ (Scott Jones) aL
West Virginia – FG+ (Bernard Basham) hW
Temple – punt (Archie Hopkins) aL
N.C. State – PAT (Bernard Basham) hW

1991 (3 punts, 3 FGs)

James Madison – FG (Bernard Basham) hW
Oklahoma – FG (Bernard Basham) aL
Cincinnati – punt+ (P.J. Preston);
punt* (Kirk Alexander) hW
Louisville – FG (John Rivers) hW
East Carolina – punt (Marcus McClung) hL

1992 (5 PATs, 1 FG)

James Madison – PAT (John Rivers);
FG+ (Kirk Alexander) hW
East Carolina – PAT (Bernard Basham) aL
West Virginia – PAT (David Wimmer) hL
Miami – PAT (Bernard Basham) hL
Virginia – PAT (David Wimmer) hL

1993 (4 punts, 2 FGs)

Miami – punt@ (Willie Wilkins) aL
Maryland – FG (George DelRicco) hW
Rutgers – punt* (Marcus McClung) hW
Syracuse – punt+ (William Ferrell) hW
Virginia – punt# (Brandon Semones) aW
Indiana – FG* (Jeff Holland) nW
Independence Bowl

1994 (2 punts, 2 FGs)

Arkansas St. – FG (Cornell Brown) hW
Temple – punt* (William Ferrell) hW
Miami – punt# (Michael Williams) aL
Rutgers – FG (Michael Williams) hW

1995 (4 punts, 3 PATs, 1 FG)

BC – PAT (Waverly Jackson) hL
Cincinnati – FG (Jim Baron);
PAT (Lawrence Lewis) hL
Miami – punt# (Angelo Harrison) hW
Pittsburgh – punt+ (Angelo Harrison);
punt# (Angelo Harrison) aW
Akron – punt* (Okesa Smith);
PAT (Lawrence Lewis) hW

1996 (5 punts, 1 PAT)

Akron – PAT (John Engelberger) aW
BC – punt+ (Keion Carpenter) aW
Syracuse – punt* (Cornelius White) aL
Temple – punt (Keion Carpenter) hW
SW Louisiana – punt (Michael Stuewe);
punt+ (Keion Carpenter) hW

1997 (2 punts, 3 PATs, 2 FGs)

Arkansas St. – FG+ (Carl Bradley) hW
WVU – punt# (Phillip Summers) aL
Miami – PAT (Carl Bradley) hW
Pittsburgh – PAT (Corey Moore);
PAT (John Engelberger) aL
Virginia – punt (Keion Carpenter);
FG (John Engelberger) aL

1998 (8 punts, 2 PATs, 2 FGs)

East Carolina – FG+ (Corey Moore) hW
Miami – PAT (John Engelberger) aW
Pittsburgh – FG (Corey Moore);
punt# (Larry Austin) hW
Boston College – punt (Keion Carpenter);
punt+ (André Davis) aW
UAB – punt* (Larry Austin) aW
WVU – punt* (Marcus Gildersleeve);
PAT (John Engelberger) hW
Syracuse – punt* (Anthony Midget) aL
Alabama – punt (Keion Carpenter);
punt+ (Corey Moore) nW
Music City Bowl

1999 (1 punt, 1 PAT, 0 FGs)

Rutgers – PAT* (Carl Bradley) aW
Pittsburgh – punt+ (André Davis) aW

2000 (4 punts, 2 FGs, 2 PATs)

Akron – FG+ (Cory Bird) hW
East Carolina – punt* (Wayne Ward);
FG (Larry Austin) aW
Rutgers – punt+ (Eric Green) hW
Temple – punt+ (Wayne Ward) hW
West Virginia – punt (Lee Suggs)
PAT (Lamar Cobb) hW
Pittsburgh – PAT (David Pugh) hW



Wayne Ward blocks a punt in Tech's 45-28 win over ECU this season.



Billy Hite

Associate Head Coach and Running Backs Coach



Billy Hite, who has helped lead the Hokies to the 2001 Toyota Gator Bowl in his 23rd season on the Virginia Tech coaching staff, was promoted

to associate head coach this December. He has spent more time on the Tech sidelines than any other football coach — head or assistant — in school history.

Hite came to Blacksburg as a member of Bill Dooley's football staff in 1978. He served as a recruiter and head jayvee coach his first two years, then took over as the offensive backfield coach in charge of tailbacks and fullbacks in 1980.

Hite remained at Tech when Frank Beamer took over in 1987 and was elevated to the position of assistant head coach by Beamer the following year.

His primary coaching responsibility continues to be Tech's running backs.

In 1989, Hite filled in as the acting head coach when Beamer was sidelined following coronary angioplasty surgery and had to miss a home game versus Tulane. Hite didn't let the Tech faithful down as he led the Hokies to an emotional 30-13 victory.

During the mid-1980s, Hite was credited with the development of Tech's famed "Stallions" backfield that featured Maurice Williams and Eddie Hunter. While at Tech, he has coached eight of the Hokies' top 10 all-time rushing leaders. Eighteen of his running backs have gone on to sign with NFL teams, including Shyrone Stith, who was drafted by the Jacksonville Jaguars in the 2000 NFL draft.

This year, Tech tailback Lee Suggs led the nation in scoring with 28 touchdowns and was selected as the Co-BIG EAST Offensive Player of the Year.

A native of Hyattsville, Md., Hite was a former star tailback at the University of North Carolina. He received one of his highest honors when he was inducted into the DeMatha High School Hall of Fame in 1992.

As a player at North Carolina under Dooley, Hite helped the Tar Heels to a 28-6 record, two ACC titles and two bowl games during his undergraduate days from 1970-73. He received a bachelor's degree in education in 1974.

Hite began his coaching career as a graduate assistant at UNC in '74. He was a part-time assistant for the Tar Heels from 1975-77.

Hite is married to the former Anne Heen of Memphis, Tenn., whom he met at North Carolina when they were students. They have two daughters, Kirsten Marie, 15, and Bryn Elizabeth Louise, 11, and a son, Griffin William, 7.

In his spare time, Hite enjoys playing basketball and racquetball.

HITE'S PROFILE

PERSONAL:

Born: 4/28/51, Washington, D.C.
Hometown: Hyattsville, Md.
Wife: former Anne Heen
Children: Kirsten Marie, Bryn Elizabeth Louise, Griffin William

EDUCATION:

High School: DeMatha High School (1969)
College: University of North Carolina (1974)

PLAYING EXPERIENCE:

North Carolina (1970-74)

COACHING EXPERIENCE:

1974-77 North Carolina (running backs)
1978-87 Virginia Tech (running backs)
1988- Virginia Tech (assistant head coach and running backs)

BOWL EXPERIENCE:

Player

1971 Sun (North Carolina vs. Texas Tech)
1972 Gator (North Carolina vs. Georgia)

Coach

1974 Sun (North Carolina vs. Mississippi State)
1976 Peach (North Carolina vs. Kentucky)
1977 Liberty (North Carolina vs. Nebraska)
1980 Peach (Virginia Tech vs. Miami)
1984 Independence (Virginia Tech vs. Air Force)
1986 New Peach (Virginia Tech vs. N.C. State)
1993 Independence (Virginia Tech vs. Indiana)
1994 Gator (Virginia Tech vs. Tennessee)
1995 Sugar (Virginia Tech vs. Texas)
1996 Orange (Virginia Tech vs. Nebraska)
1997 Gator (Virginia Tech vs. North Carolina)
1998 Music City (Virginia Tech vs. Alabama)
1999 Sugar (Virginia Tech vs. Florida State)
2000 Gator (Virginia Tech vs. Clemson)



Coach Hite and his wife, Anne, with their children — Bryn, Griffin and Kirsten.



The Running Game

Under the direction of Coach Billy Hite, in 2000 the Hokies ...

- finished fifth in the nation in rushing and led the nation in rushing touchdowns.
- set a BIG EAST Conference season record for rushing yards (2,975).
- set a school single-season record for rushing touchdowns with 44.
- established a new school single-season record for highest yards per carry average (5.2).
- posted over 200 yards rushing in nine of Tech's 11 games.
- got 1,207 yards and 27 rushing touchdowns from Lee Suggs.



During Billy Hite's tenure at Virginia Tech ...



Tailback Lee Suggs

- the Hokies have rushed for over 51,000 yards — an average of over 200 yards per game (202.4) over a 253-game period.
- he has had a back rush for 100 yards or more in a game 111 times.
- the Hokies have had an average of 142 yards rushing per game from the tailback position.
- he has coached eight of Virginia Tech's top 10 career rushing leaders.
- he has worked with seven of the eight Tech players who have turned in 1,000-yard rushing seasons.
- he has coached five different running backs who rushed for over 100 yards in a bowl game.
- a total of 18 running backs have gone on to sign with NFL teams.
- the Hokies have been ranked among the top 20 rushing teams in Division I-A five of the past eight seasons.

Season Rushing Leaders

Player	Yds.
Cyrus Lawrence	1,403
Cyrus Lawrence	1,221
Lee Suggs	1,207
Dwayne Thomas	1,130
Shyrone Stith	1,119
Roscoe Coles	1,119
Roscoe Coles	1,045
Phil Rogers	1,036
Maurice Williams	1,029
Kenny Lewis	1,020

Career Rushing Leaders

Player	Yds.
Cyrus Lawrence	3,767
Roscoe Coles	3,459
Maurice Williams	2,981
Dwayne Thomas	2,696
Ken Oxendine	2,645
Eddie Hunter	2,523
Phil Rogers	2,461
Vaughn Hebron	2,327
Shyrone Stith	2,292
Tony Kennedy	2,259



Rickey Bustle

Offensive Coordinator and Quarterbacks Coach



Rickey Bustle, who is highly-regarded for his ability to develop quarterbacks and high-scoring offenses, is in his 13th season as Virginia Tech's quarterbacks coach and seventh year as the Hokies' offensive coordinator.

During Bustle's stay at Tech, he has coached some of the school's most successful quarterbacks, including Maurice DeShazo, the Hokies' all-time leader in total offense and touchdown passes; Will Furrer, who passed for over 5,900 yards; Jim Druckenmiller, who was a two-time All-BIG EAST pick and guided the Hokies to back-to-back 10-2 seasons; and current sensation Michael Vick, who is 19-1 as

a starter and is regarded as one of the most exciting players in the country.

In Bustle's seven seasons as offensive coordinator, the Hokies have fielded seven of the eighth highest-scoring teams in school history, posted a 66-17 record and won three BIG EAST Conference Championships.

The Hokies have been to a bowl every year Bustle has been the offensive coordinator, including this year's appearance in the Toyota Gator Bowl.

Bustle, who also has earned a reputation as an outstanding recruiter, came to Tech with Coach Frank Beamer in 1987 as the Hokies' quarterback coach. He was promoted to offensive coordinator in 1993 and directed the '93 offensive unit that scored a then-school-record 400 points and rolled over Indiana, 45-20, in the Independence Bowl.

In 1994, Bustle accepted the position of offensive coordinator at the University of South Carolina. He helped the Gamecocks to a 7-5 record that included a Carquest Bowl win over West Virginia.

After just one season away from Blacksburg, Bustle decided to rejoin the Tech staff and helped the Hokies to a 10-2 record and a Sugar Bowl win over Texas.

Bustle was a four-sport athlete at Summerville High School in South Carolina and earned three varsity letters as a wide receiver at Clemson. Following his graduation in 1977, he coached two seasons as a graduate assistant for the Tigers.

In 1979, he became defensive coordinator for Gardner-Webb College in North Carolina. He joined the staff at East Carolina in 1980, serving two seasons as the

Pirates' defensive backfield coach and one year as the receivers coach.

In 1983, Bustle became the running backs coach for the Arizona Wranglers of the USFL. The following year, he joined the staff at Northeast Louisiana, where he served as the running backs coach for two seasons before becoming the offensive coordinator in 1986.

Bustle is married to the former Lynn Sanders of Charleston, S.C., who received her Ph.D., in curriculum and instruction from Tech in December 1997. They have a son, Brad, who is 13 years old.

BUSTLE'S PROFILE

PERSONAL:

Born: 8/23/53, Danville, Va.
Hometown: Summerville, S.C.
Wife: former Lynn Sanders
Child: Brad

EDUCATION:

High School: Summerville High School (1972)
College: Clemson University (1977)

PLAYING EXPERIENCE:

Clemson (1973-76)

COACHING EXPERIENCE:

1977-78 Clemson (graduate assistant)
1979 Gardner-Webb (defensive coordinator)
1980-81 East Carolina (defensive backfield)
1982 East Carolina (receivers)
1983 USFL's Arizona Wranglers (running backs)
1984-85 Northeast Louisiana (running backs)
1986 Northeast Louisiana (off. co./quarterbacks)
1987-92 Virginia Tech (quarterbacks/receivers)
1993 Virginia Tech (off. coordinator/quarterbacks)
1994 South Carolina (off. coordinator/quarterbacks)
1995- Virginia Tech (off. coordinator/quarterbacks)

BOWL EXPERIENCE:

Graduate Assistant

1977 Gator (Clemson vs. Pittsburgh)
1978 Gator (Clemson vs. Ohio State)

Coach

1993 Independence (Virginia Tech vs. Indiana)
1994 Carquest (South Carolina vs. West Virginia)
1995 Sugar (Virginia Tech vs. Texas)
1996 Orange (Virginia Tech vs. Nebraska)
1997 Gator (Virginia Tech vs. North Carolina)
1998 Music City (Virginia Tech vs. Alabama)
1999 Sugar (Virginia Tech vs. Florida State)
2000 Gator (Virginia Tech vs. Clemson)



Coach Bustle and his wife, Lynn, and their son, Brad.



The Offense

Under the direction of Rickey Bustle, in 2000 the Hokies' offense ...

- was fifth in the nation in scoring (40.27 ppg).
- was 20th in the nation in total offense (426.36 ypg).
- led the nation in rushing touchdowns with 46.
- set a school record for touchdowns (61) in a season.
- Had two players — Lee Suggs and Dave Kadela — named to the All-BIG EAST first team while Suggs was named Co-Offensive Player of the Year.
- produced the nation's leading scorer in Lee Suggs (15.27 ppg)



Team Total Offense For A Season

Year	Yards
1999	4,970
1993	4,885
2000	4,690
1996	4,587
1983	4,534
1972	4,527
1995	4,223

Tech's Highest Scoring Teams By Points

Year	Pts.
1999	455
2000	443
1993	400
1996	349
1998	343
1995	321
1997	321

During Bustle's seven seasons as the offensive coordinator, Virginia Tech has ...

- averaged 34 points per game and piled up nearly 17.5 miles (35,523 yards) of total offense.
- fielded the seven highest-scoring football teams pointwise in school history and seven of the top eight teams averagewise.
- fielded five of the school's top seven teams in terms of total offense.

During Rickey Bustle's 13 seasons as the quarterbacks coach, he has ...

- worked with three of Virginia Tech's top four career passing leaders.
- coached players who have accounted for seven of Tech's top10 all-time single-season passing totals and eight of the Hokies' top10 all-time single-season total offense totals.
- coached the top three quarterbacks on Tech's career list for touchdown passes.

Tech Career Passing Leaders

Player	Yds.
Don Strock	6,009
Will Furrer	5,915
Maurice DeShazo	5,720
Jim Druckenmiller	4,383

Tech Career Touchdown Passes

Player	TDs
Maurice DeShazo	47
Will Furrer	43
Jim Druckenmiller	34
Don Strock	29
Steve Casey	29



Quarterback Michael Vick



Bud Foster

Defensive Coordinator and Inside Linebackers Coach



Highly-regarded assistant coach Bud Foster, who has helped mold nationally-ranked defensive units during each of his six years as defensive

coordinator, is in his 14th season as a member of Frank Beamer's football staff at Virginia Tech.

After helping Tech to the national championship game last season, Foster was one of five finalists for the 1999 Broyles Award given to the nation's top assistant football coach. In June, he was recognized as the 2000 Division I-A Defensive Coordinator of the Year by *American Football Coach* magazine. Tech's 1999 defensive unit led Division I-A in scoring defense and ranked third in both total and rushing defense.

Following the 1998 season, Foster was pursued by the University of Florida for its defensive coordinator position, but opted to continue his long-standing football association with Beamer. That association dates back to 1979 when Foster was a strong safety and defensive end at Murray State, and Beamer was the defensive coordinator. Foster began his coaching career as a graduate assistant at MSU in 1981, Beamer's first season as the head coach.

Since coming to Tech in 1987, Foster has helped build the Hokies into one of the hardest-hitting defensive units in college football. During that time, he has worn several coaching hats. Foster coached the inside linebackers for one year in 1987, then tutored the outside linebackers for the next five seasons. He assumed responsibility for both sets of linebackers prior to the 1993 season and also took over special-teams coaching that year. The following year, he coached the inside linebackers and special teams.

Foster assumed the position of co-defensive coordinator in 1995 and took over as the sole

defensive coordinator in '96. The inside linebackers continue to be his primary responsibility.

During his tenure at Tech, Foster has coached All-American Jamel Smith and six other linebackers who have earned All-BIG EAST Conference honors. In each year since the BIG EAST began round-robin play in 1993, Foster has had a linebacker tabbed all-conference. This season, Ben Taylor was named to the first team. Tech's other All-BIG EAST linebackers were two-time pick Ken Brown, who was second-team in 1993 and first-team in 1994; George DeRicco, a first-team pick in 1995; and second-team picks Myron Newsome in '96, and Steve Tate in '97.

A 1981 graduate of Murray State, Foster was an outstanding strong safety and outside linebacker from 1977 to 1980.

After two years as a graduate assistant at his alma mater, Foster was elevated to a full-time staff position. The Nokomis, Ill., native, coached outside linebackers for three seasons before taking over

the inside and outside linebackers in 1986. He also served as the Racers' recruiting coordinator and worked with special teams.

Foster and his wife Jacqueline have three children: Ammie, 21; Grant, 14; and Hilary, 12. In his spare time, he enjoys spending time with his family.

FOSTER'S PROFILE

PERSONAL:

Born: 7/28/59, Somerset, Ky.
Hometown: Nokomis, Ill.
Wife: former Jacqueline Travis
Children: Ammie, Grant, Hilary

EDUCATION:

High School: Nokomis (Ill.) High School (1977)
College: Murray State University (1981)

PLAYING EXPERIENCE:

Murray State (1977-80)

COACHING EXPERIENCE:

1981-82 Murray State (graduate assistant)
1983-85 Murray State (outside linebackers)
1986 Murray State (linebackers/special teams)
1987 Virginia Tech (inside linebackers)
1988-92 Virginia Tech (outside linebackers)
1993 Virginia Tech (linebackers/special teams)
1994 Virginia Tech (inside backers/special teams)
1995- Virginia Tech (defensive coordinator/
inside linebackers/special teams)


BOWL EXPERIENCE:

Player

1979 Division I-AA Playoff semifinals
(Murray State vs. Lehigh)

Coach

1986 Division I-AA Playoff quarterfinals
(Murray State vs. Eastern Illinois)
1993 Independence (Virginia Tech vs. Indiana)
1994 Gator (Virginia Tech vs. Tennessee)
1995 Sugar (Virginia Tech vs. Texas)
1996 Orange (Virginia Tech vs. Nebraska)
1997 Gator (Virginia Tech vs. North Carolina)
1998 Music City (Virginia Tech vs. Alabama)
1999 Sugar (Virginia Tech vs. Florida State)
2000 Gator (Virginia Tech vs. Clemson)



Coch Foster and his wife, Jacque, and two of their children – Grant and Hilary.



The Defense

Under the direction of Bud Foster, in 2000 the Hokies' defense ...

- tied for third in the nation in interceptions (23).
- finished 16th in the nation and tops in the BIG EAST in rushing defense (99.3 ypg).
- produced two first-team All-BIG EAST players in Ben Taylor and David Pugh.
- produced five All-BIG EAST players.
- produced a Butkus Award semifinalist in Ben Taylor.
- recorded 28 sacks in 11 games.

During Bud Foster's one year as co-defensive coordinator and five seasons as defensive coordinator, Tech has ...

- had 12 different players earn first-team All-BIG EAST defensive honors and 14 different players earn second-team honors.
- produced two BIG EAST Defensive Players of the Year — Corey Moore, who earned the honor in both 1998 and 1999, and Cornell Brown, who won it in 1995.
- had at least one defensive player earn All-America honors every year. Four players gained A-A recognition in 1999 and two in 1995.



Tech's National Defensive Rankings Under Foster 1995*

- 1st Rushing Defense (77.36 ypg)
- 5th Scoring Defense (14.09 ppg)
- 10th Total Defense (285.9 ypg)
- 23rd Pass Efficiency Defense (104.25 rating)

1996

- Tied 9th Scoring Defense (15.27 ppg)
- 16th Pass Efficiency Defense (99.37 rating)
- 19th Rushing Defense (112.0 ypg)
- 24th Total Defense (316.09 ypg)

1997

- 13th Scoring Defense (16.82)

1998

- 2nd Interceptions (23)
- 4th Scoring Defense (12.9 ppg)
- 7th Total Defense (284.9 ypg)
- 11th Rushing Defense (102.2 ypg)
- 11th Pass Efficiency Defense (103.4 rating)

1999

- 1st Scoring Defense (10.5 ppg)
- 3rd Total Defense (247.3 ypg)
- 3rd Rushing Defense (75.9 ypg)
- 7th Pass Efficiency Defense (98.1 rating)

2000

- tied-3rd Interceptions (23)
- 16th Rushing Defense (99.3 ypg)
- 27th Total Defense (323.64 ypg)

*co-coordinator in 1995



The Tech defense shows great team effort

- held opponents to an average of 97.6 yards rushing and 15.4 points per game over a 66-game span.
- finished among the top two teams in the BIG EAST in scoring defense, rushing and total defense in five of the six years.



Bryan Stinespring

Assistant Head Coach and Offensive Line Coach



Bryan Stinespring, who was promoted to assistant head coach this December, is in his third season as Virginia Tech's offensive line coach and his eighth year as a full-time coach on Frank Beamer's staff.

This season, the Hokie offense was tabbed with protecting one of the nation's most exciting players in Micheal Vick. Under Stinespring's guidance, offensive lineman Dave Kadela was voted to the All-BIG EAST first team while Matt Lehr was tabbed second-team All-BIG EAST. Four seniors will likely start for the Hokies in the 2001 Toyota Gator Bowl.

Stinespring took over the offensive line duties in the spring of 1998 and helped mold Tech's young line into a unit that showed steady improvement during the '98 season. Two members of that line — tackle Derek Smith and guard Dwight Vick — went on to sign with NFL teams.

Prior to taking over his current duties, Stinespring coached Tech's tight ends and assisted with the offensive line for five seasons. He also has served as the Hokies' recruiting coordinator the past six years and has been instrumental in helping attract top high school talent to campus.

Stinespring initially joined the Tech staff in 1990 as a graduate assistant coach and spent two seasons in that capacity helping with the offensive line. After serving as the director of sports programs in 1992, he was elevated to a full-time coaching position prior to the 1993 season. Since then, he has been a part of eight straight bowl games and three BIG EAST Conference championships.

During his tenure as tight ends coach, two of his players earned all-conference honors. John Burke was a second-team pick in 1993, while Bryan Jennings earned first-team honors in 1996.

A native of Clifton Forge, Va., Stinespring was a walk-on player for James Madison University in the early 1980s. He served as a teacher and coach at Lexington High School and helped the football squad win its lone state championship in 1988. He also helped coach the Patrick Henry High School

football team before joining the Tech program in 1990.

Stinespring is married to the former Shelley Franklin of Richmond, Va. Bryan and Shelley have a son, Daniel,

who is 6 years old; and twin daughters, Caroline and Olivia, who are 2 years old.

Stinespring enjoys golf, fishing and spending time with his family.

STINESPRING'S PROFILE

PERSONAL:

Born: 10/12/63, Clifton Forge, Va.
Hometown: Clifton Forge, Va.
Wife: former Shelley Franklin
Children: Daniel Franklin, Caroline Frances, Olivia Jane

EDUCATION:

High School: Clifton Forge (Va.) High School (1982)
College: James Madison University (1986)

COACHING EXPERIENCE:

1986-88 Lexington (Va.) High School
1989 Patrick Henry (Va.) High School
1990-91 Virginia Tech (graduate assistant)
1992 Virginia Tech (director of sports programs)
1993-97 Virginia Tech (tight ends/assistant off. line)
1998- Virginia Tech (offensive line)

BOWL EXPERIENCE:

Coach
1993 Independence (Virginia Tech vs. Indiana)
1994 Gator (Virginia Tech vs. Tennessee)
1995 Sugar (Virginia Tech vs. Texas)
1996 Orange (Virginia Tech vs. Nebraska)
1997 Gator (Virginia Tech vs. North Carolina)
1998 Music City (Virginia Tech vs. Alabama)
1999 Sugar (Virginia Tech vs. Florida State)
2000 Gator (Virginia Tech vs. Clemson)



Coach Stinespring and his wife, Shelley, with their children - Olivia, Daniel and Caroline.

Tony Ball

Wide Receivers Coach



Tony Ball brings enthusiasm and 13 years of collegiate coaching experience to the Hokies as he is in his third season as Virginia Tech's wide receivers coach.

Ball's outstanding knowledge of the receiver position contributed to a 10-1 regular season in 2000 and a berth in the Toyota Gator Bowl.

This year, the Tech wide receivers have helped make quarterback Michael Vick's life easier.

Emmett Johnson has surprised many by becoming the go-to guy. The junior led the team in receptions with 34 and 574 yards.

Before he was injured, André Davis was having another outstanding year. The redshirt junior finished the season with 24 catches and 318 yards.

Ernest Wilford, Shawn Witten and Ron Moody have also stepped up their game and helped the Hokies' offense.

Ball came to Tech in 1998 after serving three seasons as an assistant at the University of Louisville, where he coached the receivers. Prior to his stint with the Cardinals, Ball worked with the running backs at Holy Cross for three seasons. He coached the receivers at his alma mater,

UT Chattanooga, on two different occasions — once in 1988 and for two seasons in 1990-91. In between, Ball coached the running backs at East Tennessee State in 1989.

During the summers of 1996 and 1997, Ball participated in the National Football League's Minority Internship Program with the Baltimore Ravens.

Ball began his coaching career as a graduate assistant at Austin Peay in 1985 and 1986. While at Austin Peay, he earned a degree in health and nutrition. He served as restricted earnings coach at the University of South Carolina in 1987, working with the running backs and helping the Gamecocks to the Gator Bowl. His first full-time coaching position came at UTC the following year.

Ball played football for the late Joe Morrison at UT Chattanooga. He was a standout running back who

set numerous school kickoff return records.

Ball is married to the former Maria Ann Slayden.

They have two children: Anthony, 10 and Keshea, 8.

BALL'S PROFILE

PERSONAL:

Born: 7/28/59, Chattanooga, Tenn.
Hometown: Chattanooga, Tenn.
Wife: former Maria Slayden
Children: Anthony and Keshea

EDUCATION:

High School: Brainerd High School (1977)
College: UT Chattanooga (1981)

PLAYING EXPERIENCE:

UT Chattanooga (1977-80)

COACHING EXPERIENCE:

1985-86 Austin Peay (graduate assistant)
1987 South Carolina
(volunteer running backs coach)
1988 UT Chattanooga (receivers)
1989 ETSU (running backs)
1990-91 UT Chattanooga (receivers)
1992-94 Holy Cross College (running backs)
1995-97 Louisville (receivers)
1998- Virginia Tech (receivers)

BOWL EXPERIENCE:

Coach
1987 Gator (South Carolina vs. LSU)
1998 Music City (Virginia Tech vs. Alabama)
1999 Sugar (Virginia Tech vs. Florida State)
2000 Gator (Virginia Tech vs. Clemson)



Coach Ball and his wife, Maria, with their children – Keshea and Anthony.



Jim Cavanaugh

Strong Safety and Outside Linebackers Coach



A veteran of 27 years as a full-time coach on the collegiate level, Jim Cavanaugh has made a major impact on Virginia Tech's football program during his five seasons in Blacksburg.

Cavanaugh joined the Tech staff in 1996 as coach of the strong safeties and outside linebackers. During his first season on the job, outside linebacker Brandon Semones led the team in

tackles and earned second-team All-BIG EAST honors.

Cavanaugh helped in the development of safety Pierson Prioleau, who was a first-team All-BIG EAST pick in 1997 and 1998 and earned third-team All-America recognition from *The Sporting News* in '97. Prioleau was a fourth-round draft pick of the San Francisco 49ers in 1999.

This year, Cory Bird was tabbed an All-BIG EAST pick and was named an All-American by *ESPN the Magazine*.

Along with his success in developing the Hokies' current talent, Cavanaugh also has been instrumental in bringing top notch new talent to the Tech program. Over the past three years, his recruiting skills have helped the Hokies attract, among others, prep All-Americans Michael Vick and

Nathaniel Adibi.

Tech's appearance in the 2001 Toyota Gator Bowl marks Cavanaugh's 17th postseason game as a coach. The Hokies have been to bowls in each of his five seasons on the staff.

A former star receiver at William & Mary, Cavanaugh has worked at two other Virginia schools — VMI and the University of Virginia — during his collegiate coaching career.

Cavanaugh coached at the University of North Carolina for eight years and from 1982 through 1987, he worked under Bobby Ross and Joe Krivak at Maryland. He served two years at North Carolina State, three years under coach Bob

Thalman at VMI, one year at Virginia and two years at Marshall. Cavanaugh began his collegiate coaching career as a graduate assistant at North Carolina State in 1972.

During his years as a receiver at William & Mary, Cavanaugh surpassed the Tribe career record in receiving with 117 catches and over 1,600 yards. He also earned honorable-mention All-America honors in 1967 and was co-captain of his team in 1969.

Married to the former Marsha Carnell, he has two children, Ryan, who will graduate from Appalachian State

University this winter; and Lauren, who is a junior at Virginia Tech.

Coach Cavanaugh with his wife, Marsha, and their daughter, Lauren.



CAVANAUGH'S PROFILE

PERSONAL:

Born: 8/4/48, Queens, N.Y.
Hometown: Queens, N.Y.
Wife: former Marsha Carnell
Children: Ryan, Lauren

EDUCATION:

High School: Chaminade High School (1966)
College: The College of William & Mary (1970)
Postgraduate: North Carolina State University (1974)

PLAYING EXPERIENCE:

William & Mary (1967-69)

COACHING EXPERIENCE:

1970 Newport News (Va.) High School
1971 Denbigh (Va.) High School
1972-73 North Carolina State (graduate assistant)
1974-75 VMI (receivers)
1976 VMI (running backs)
1977-78 North Carolina State (receivers)
1979-80 Marshall (off. coordinator/quarterbacks)
1981 Virginia (receivers)
1982-86 Maryland (running backs)
1987 Maryland (offensive coordinator/quarterbacks)
1988-95 North Carolina (receivers)
1996- Virginia Tech (strong safety, outside linebackers)

BOWL EXPERIENCE:

Coach
1972 Peach (N.C. State vs. West Virginia)
1973 Liberty (N.C. State vs. Kansas)
1977 Peach (N.C. State vs. Iowa State)
1978 Tangerine (N.C. State vs. Pittsburgh)
1982 Aloha (Maryland vs. Washington)
1983 Citrus (Maryland vs. Tennessee)
1984 Sun (Maryland vs. Tennessee)
1985 Cherry (Maryland vs. Syracuse)
1992 Peach (North Carolina vs. Mississippi State)
1993 Gator (North Carolina vs. Alabama)
1994 Sun (North Carolina vs. Texas)
1995 Carquest (North Carolina vs. Arkansas)
1996 Orange (Virginia Tech vs. Nebraska)
1997 Gator (Virginia Tech vs. North Carolina)
1998 Music City (Virginia Tech vs. Alabama)
1999 Sugar (Virginia Tech vs. Florida State)
2000 Gator (Virginia Tech vs. Clemson)

Danny Pearman

Tight Ends and Offensive Tackles Coach



Danny Pearman, in his third year as Virginia Tech's tight ends and offensive tackles coach, is busy putting his extensive football knowledge and experience to work for the Hokies.

Pearman will have the luxury of rotating three great athletes — Browning Wynn, Bob Slowikowski and Derek Carter — at the tight end position for the 2001 Toyota Gator Bowl. This year, Wynn earned second-team All-BIG EAST honors and Slowikowski had a 72-yard TD reception against West Virginia — the longest reception ever by a Tech tight end.

Pearman joined the Tech staff in 1998, just in time to help the Hokies to a surprising 8-3 regular season record and a 38-7 victory over Alabama in the Music City Bowl. He helped bring

along an inexperienced group of tight ends and also aided in the development of tackle Derek Smith, who was drafted by the Washington Redskins following the season.

Prior to coming to Blacksburg, Pearman helped coach the University of Alabama to six bowls and a national championship between 1990 and 1997. After helping guide the Crimson Tide to the national championship in 1992, he contributed to the Tide winning Southeastern Conference Western Division championships the next four years.

Pearman was a graduate assistant at Alabama for two years, then served as coach of the offensive tackles from 1991 to 1996. He coached the defensive tackles and special teams in 1997.

A native of Charlotte, N.C., Pearman won three letters as a tight end at Clemson from

1983 through 1987. In his playing days, he was named a strength and conditioning All-American. He helped the Tigers win two Atlantic Coast Conference championships.

Following graduation, Pearman began his coaching career as a graduate assistant with the Tigers in 1988 and 1989. The Tigers again won the Atlantic Coast Conference championship in '88 and went to bowl games both of Pearman's seasons as a graduate assistant.

Pearman has a bachelor's degree in finance and a master's in business administration, both from Clemson. He is married to the former Kristy Sewell of Birmingham, Ala., and they have a daughter, Taylor Brooke, 4, and a son Tanner Ryan, who turned 1 in November. In his spare time, Pearman enjoys golf, jogging and fishing.

PEARMAN'S PROFILE

PERSONAL:

Born: 2/17/65, Charlotte, N.C.
Hometown: Charlotte, N.C.
Wife: former Kristy Sewell
Child: Taylor Brooke

EDUCATION:

High School: Independence H.S. (1983)
College: Clemson University (1987)
Postgraduate: Clemson University (1989)

PLAYING EXPERIENCE:


Clemson (1983-87)

COACHING EXPERIENCE:

1988-89 Clemson (graduate assistant)
1990-91 Alabama (graduate assistant)
1991-96 Alabama (offensive tackles/
offensive special teams)
1997 Alabama (defensive tackles/special teams)
1998 Virginia Tech (tight ends and off. tackles)

BOWL EXPERIENCE:

Player
1985 Independence (Clemson vs. Minnesota)
1986 Gator (Clemson vs. Stanford)
1987 Citrus (Clemson vs. Penn State)
Coach
1988 Citrus (Clemson vs. Oklahoma)
1989 Gator (Clemson vs. West Virginia)
1990 Fiesta (Alabama vs. Louisville)
1991 Blockbuster (Alabama vs. Colorado)
1992 Sugar (Alabama vs. Miami)
1993 Gator (Alabama vs. North Carolina)
1994 Citrus (Alabama vs. Ohio State)
1996 Outback (Alabama vs. Michigan)
1998 Music City (Virginia Tech vs. Alabama)
1999 Sugar (Virginia Tech vs. Florida State)
2000 Gator (Virginia Tech vs. Clemson)



Coach Pearman and his wife, Kristy, with their children — Tanner (l) and Taylor.



Lorenzo Ward

Defensive Backfield Coach



Now in his second year as coach of the Virginia Tech defensive backfield, Lorenzo Ward will put a talented secondary on the field for the 2001 Toyota Gator Bowl.

Ward coaches the cornerbacks and free safeties and helped direct the 2000 Hokie defense that finished tied for third in the the nation in interceptions with 23.

Starting cornerback Ronyell Whitaker was named a second-team All-BIG EAST team member and free safety Willie Pile led the team in interceptions with six, three of which came against Syracuse.

Prior to joining the Tech coaching staff, Ward was a coach at Tennessee-Chattanooga and Alabama.

Ward, 33, was named the defensive coordinator at UT-Chattanooga in 1998 after serving as the Mocs' running backs coach since 1997. Under Ward, tailback Tyrone Coleman became just the fourth player in UTC history to gain 1,000 yards in a season. Prior to working with the running backs, Ward was the defensive backs coach. Ward coached strong safety Ron Fague, who earned both second- and third-team All-America honors in 1996.

An Alabama native, Ward starred for the Crimson Tide from 1986-90. He helped lead Alabama to a 33-15 record and a Southeastern Conference Championship during his career. He was also tabbed Special Teams Player of the Year by *The Sporting News* in 1990 as the Tide's unit ranked No. 1 in the nation. Ward played on four bowl teams, helping lead 'Bama to two Sun Bowl victories.

Ward served two seasons as a graduate assistant at Alabama before spending one season as an assistant coach at Newnan High in Newnan, Ga. While a graduate assistant, Ward helped coach the Tide to victories in the 1991 Blockbuster Bowl and the 1993 Gator Bowl. He joined the UTC staff as the secondary coach in 1994.

Nicknamed "Whammy" by his UA teammates because

of his fierce tackles, Ward graduated from Alabama in 1990 with a bachelor's in physical education.

Ward is married to the former Tara Tubbs. The couple has one son, Lorenzo Donovan Ward, Jr., who is 5.

WARD'S PROFILE

PERSONAL:

Born: 4/26/67, Greensboro, Ala.
Hometown: Greensboro, Ala.
Wife: former Tara Tubbs
Child: Lorenzo Donovan Ward, Jr.

EDUCATION:

High School: Greensboro Public School — West Campus (1986)
College: University of Alabama (1990)

PLAYING EXPERIENCE:

Alabama (1986-90)

COACHING EXPERIENCE:

1991-93 Alabama (graduate assistant)
1993 Newnan High (assistant coach)
1994-98 UT Chattanooga (secondary/running backs)

BOWL EXPERIENCE:

Player

1986 Sun (Alabama vs. Washington)
1988 Hall of Fame (Alabama vs. Michigan)
1988 Sun (Alabama vs. Army)
1990 Sugar (Alabama vs. Miami)

Coach

1991 Blockbuster (Alabama vs. Colorado)
1993 Gator (Alabama vs. North Carolina)
1999 Sugar (Virginia Tech vs. Florida State)
2000 Gator (Virginia Tech vs. Clemson)



Coach Ward and his wife, Tara, and their son, Lorenzo, Jr.

Charley Wiles

Defensive Line Coach



Charley Wiles, a former All-America player for Frank Beamer at Murray State, is in his fifth season as Virginia Tech's defensive line coach. Wiles has played a huge role in the Hokies' recent success.

During Wiles' five seasons directing the Tech line, he has helped develop some of the nation's finest players,

including standout 2000 first-team All-BIG EAST team member David Pugh.

Last season, Wiles directed Corey Moore, who won the Mike Fox/Bronko Nagurski Award as the nation's best defensive player and the Lombardi Award as the best lineman. Moore also became Tech's second unanimous All-American and was chosen the BIG EAST Defensive Player of the Year for the second consecutive year.

Wiles also coached John Engelberger, who was named second-team on the Associated Press All-America team and was selected first-team All-BIG EAST after earning second-team honors in 1998 and 1997.

Following their outstanding seasons, Moore was drafted by the Buffalo Bills and Engelberger was selected by San Francisco. In addition, two other seniors off last year's defensive line, Nathaniel Williams and Carl Bradley, signed NFL free agent contracts.

Overall, six of Wiles' players have won All-BIG EAST honors and three have earned All-America recognition.

End Cornell Brown was also an All-American in 1996. Brown was a first-team BIG EAST pick in '96 and tackle Kerwin Hairston was a first-teamer in 1997. Williams made the second team last year.

A year ago, Wiles coached a veteran line that he helped mold into what *The Sporting News* rated as the best Division I-A defensive line in the college ranks prior to the season. That line helped the Hokies finish first in the nation in scoring defense and third in rushing defense and total defense.

Wiles is on his second tour of duty at Tech. He originally joined Beamer's Tech staff as a graduate assistant in 1987 and worked in that capacity for two years.

Wiles first had a player-coach relationship with Beamer, when Beamer was the head man at Murray State. Wiles was a Kodak Division I-AA All-American as an offensive lineman in 1986.

When he left Tech after the 1988 season, Wiles spent a year on the staff at East Tennessee State. He then returned to Murray State for a six-year coaching tenure, winding up as the Racers' co-defensive coordinator. In 1995, he helped coach the Racers to an 11-0 regular-season mark and a berth in the NCAA Division I-AA playoffs. Wiles also served as Murray State's recruiting coordinator, helping land many of the Racers' top players.

Wiles rejoined Beamer at Tech in 1996, fulfilling a goal he had set during his first stint in Blacksburg. The Hokies have competed in bowl games during each of his four seasons on the staff.

A native of De Land, Fla., and a three-sport star at De Land High School, he is married to the former Andrea Wilder of Booneville, Ind. They have a daughter, Kendall, who is 4, and a son Eric, who is 1.

WILES' PROFILE

PERSONAL:

Born: 5/4/64, Nashville, Tenn.
Hometown: De Land, Fla.
Wife: former Andrea Wilder
Child: Kendall

EDUCATION:

High School: De Land High School
College: Murray State University (1987)
Postgraduate: Virginia Tech (1989)

PLAYING EXPERIENCE:

Murray State (1983-86)

COACHING EXPERIENCE:

1987-88 Virginia Tech (graduate assistant)
1989 East Tennessee State (offensive line)
1990-91 Murray State (defensive ends)
1992 Murray State (running backs)
1993-95 Murray State (linebackers)
1995 Murray State (co-def. coordinator)
1996- Virginia Tech (defensive line)

BOWL EXPERIENCE:

Player

1986 Division I-AA Playoff Quarterfinals
(Murray State vs. Eastern Illinois)

Coach

1995 Division I-AA Playoff Quarterfinals
(Murray State vs. Northern Iowa)
1996 Orange (Virginia Tech vs. Nebraska)
1997 Gator (Virginia Tech vs. North Carolina)
1998 Music City (Virginia Tech vs. Alabama)
1999 Sugar (Virginia Tech vs. Florida State)
2000 Gator (Virginia Tech vs. Clemson)



Coach Wiles and his wife, Andrea, with their children - Kendall and Eric - and their dog "Coach."



John Ballein

Associate Athletic Director for Football Operations



John Ballein holds one of the most important positions in Virginia Tech athletics as associate athletic director for football operations. He was recently promoted to the position due to his excellent work for Coach Beamer and his program.

Called "the No. 1 administrative assistant in the country" by former Tech AD Dave Braine, Ballein is responsible for all operations dealing with the football program. He continues to serve as assistant to head coach Frank Beamer and as departmental recruiting coordinator, jobs he was

performing prior to his promotion in 1996.

"You name it and John Ballein does it," Tech head football coach Frank Beamer said in a Dec. 18, 1999 article in *The Roanoke Times* on Ballein. "Just everything that goes on around here - our travel, our recruiting, our camps, our clinics. He is absolutely the best."

A native of Bentleyville, Pa., Ballein was a linebacker at Indiana University of Pennsylvania and graduated from there with a degree in health and physical education in 1983. He later earned a master's in education from Old Dominion University in 1985.

He completed his studies at ODU, while teaching and coaching football in 1983-84 at Woodrow Wilson High School in Portsmouth, Va., and at Western Branch High in Chesapeake, Va., in 1985-86.

Ballein served on Beamer's first Virginia Tech staff in 1987 as a graduate assistant coach.

In 1988, he accepted a position as running backs coach at Western Kentucky University. He returned to Tech a year later as recruiting coordinator.

With his office adjacent to Coach Beamer's, he is often considered Beamer's right-hand man. He deals mostly with the administrative side of the football program, but is one of the favorites among players. His office is a preferred hangout of Tech players, and he is one of the

most beloved and respected members of the staff.

"I don't think [Coach] Beamer could operate without Ballein," said former Tech standout Corey Moore. "Ballein's a guy on the ball. Plus, he's kind of a favorite among the players, too."

Ballein is married to the former Stephanie Green, who was a basketball player at Tech in her undergraduate days. They have two daughters, Jordan Gray, 5, and Jalyln Ann, who is 2.



John Ballein and his wife, Stephanie, with their children – Jordan and Jalyln.

VIRGINIA TECH'S 2000 FOOTBALL STAFF



The 2000 staff – (seated, l to r) Tony Ball, John Ballein, Rickey Bustle, Frank Beamer, Bud Foster, Billy Hite; (standing) Jim Cavanaugh, Bill Houseright, Lester Karlin; (second row, l to r) Jed Castro, Bruce Garnes, Charley Wiles, Bryan Stinespring, Danny Pearman, Chris Malone, Kevin Hicks, Mike Gentry, Lorenzo Ward and Mike Goforth.

GAME 1: Virginia Tech 52, Akron 23

Vick Sparks Tech to Win Over Akron



BLACKSBURG, Va. — Quarterback Michael Vick ran for two touchdowns and passed for two more as Virginia Tech finally got its 2000 season underway with a 52-23 win over the University of Akron at Lane Stadium/Worsham Field. Just six days earlier, the Hokies' scheduled season opener against Georgia Tech had been canceled due to lightning and heavy rain.

Akron kept the contest close during much of the first half until a 59-yard touchdown pass from Vick to split end Emmett Johnson put Tech up 35-17 with 56 seconds left in the first half. Vick hit flanker André Davis with a 34-yard scoring pass less than five minutes into the third quarter to break the game open. The Hokies piled up 549 yards of offense, including 335 yards on the ground.

Sept. 2, 2000 • Blacksburg, Va.
Lane Stadium/Worsham Field • Att. 56,272

Akron	3	14	0	6	—	23
Virginia Tech	7	28	14	3	—	52

VT (6:22 re 1st) — Vick 16 run (Warley kick)
 UA (1:15 re 1st) — FG Derr 22
 VT (14:48 re 2nd) — Vick 63 run (Warley kick)
 VT (11:21 re 2nd) — Suggs 1 run (Warley kick)
 UA (6:58 re 2nd) — Payne 1 run (Derr kick)
 VT (4:44 re 2nd) — Pile 11 interception return (Warley kick)
 UA (1:40 re 2nd) — Bailey 37 pass from Washington (Derr kick)
 VT (0:56 re 2nd) — Johnson 59 pass from Vick (Warley kick)
 VT (10:32 re 3rd) — Davis 34 pass from Vick (Warley kick)
 VT (3:19 re 3rd) — Suggs 13 run (Warley kick)
 UA (6:14 re 4th) — Amos 16 fumble return (kick failed)
 VT (1:52 re 4th) — FG Warley 32

Team Stats	UA	VT
First downs	20	25
Rushes-yds.	44-162	48-335
Passing yds.	248	214
Return yds.	16	72
Passes	14-30-1	9-16-1
Punts-avg.	6-43	2-35
Fumbles-lost	1-1	3-3
Penalties-yds.	4-20	5-44
Time of poss.	32:56	27:04
Sacks by	1-7	2-13

Individual Leaders

Rushing — UA, Gray 12-80, T. McCray 4-42, Payne 17-38, Ruhlin 2-5, R. McCray 1-5, Basch 1-3, Zuercher 4-0, Washington 3-(-11); VT, Vick 8-102, Suggs 14-90, Kendrick 9-51, Ward 5-25, Johnson 1-19, Easlick 3-19, Burnell 3-13, Ferguson 2-12, Hawkins 1-4, Briggs 1-3, Team 1-(-3).

Passing — UA, Washington 14-30-1-248; VT, Vick 7-11-1-186, Noel 2-5-0-28.

Receiving — UA, Bailey 5-97, Payne 3-36, Ritley 2-54, Schifino 2-38, T. McCray 1-14, Wilson 1-9; VT, Johnson 2-77, Wynn 2-58, Davis 2-41, Witten 2-17, Willis 1-21.

A Closer Look

← Virginia Tech and Akron combined for 959 yards of total offense in the Hokies' 52-23 victory at Lane Stadium. The combined yardage total was the most in a Tech season-opening football game since Tech and James Madison combined for 963 total yards during the opening game of the 1992 season.


← Tech piled up 549 yards of offense against Akron, including 335 yards on the ground. It was Tech's highest offensive total in a season opener since compiling 581 yards versus JMU in '92. The last time the Hokies had more than 335 yards rushing in a season opener also came against JMU in '92 when they ran for

337 yards. Tech's rushing total against Akron was the most in any game for the Hokies since gaining 337 yards on the ground against Temple in 1998.

← Akron's 410 yards of total offense were the most in a game against Tech since Pittsburgh posted 415 yards last season. The Zips' total was the highest against Tech in a season opener during Coach Frank Beamer's 14-year tenure. The last Tech foe to gain more yards in an opener was Cincinnati, which had 508 yards versus the Hokies in the opening game of the 1986 season.

← Redshirt sophomore free safety **Willie Pile** (Alexandria, Va.) posted his first collegiate interception in the Akron game, returning it 11 yards for a touchdown. The last Tech player to return an interception for a TD in a season opener was Rick Tolley who had a 52-yard scoring return against N.C. State in 1959.

← When **Cory Bird** (Mays Landing, N.J.) blocked a field goal against Akron it marked the eighth time in Frank Beamer's 14 seasons that Tech had blocked a kick in its opener.



Emmett Johnson started the season with this 59-yard touchdown reception and finished as Tech's leading receiver with 34 catches.



GAME 2: Virginia Tech 45, East Carolina 28

Hokies 'Special' in Big Victory at ECU

GREENVILLE, N.C. — Virginia Tech got 21 points from its special teams and timely plays from its defense on the way to a surprising, 45-28, road win over East Carolina in front of a sellout crowd and a national Thursday night ESPN audience.

Tech stunned the Pirates with 31 unanswered points in the first half, scoring two of its touchdowns on a blocked punt and a punt return. The Tech defense set up a first-half touchdown with one of its three interceptions and held ECU to just 132 yards in the opening half. The Pirates ended up with 418 yards of offense, but trailed 45-14 before scoring two touchdowns in the final 3:39 of the game.

Tech ran just 52 offensive plays in the game to 86 for ECU. The Hokies' offensive time of possession was only 23:11. All four of Tech's touchdown drives took 90 seconds or less.

A Closer Look

← Virginia Tech's special teams contributed 21 points to the Hokies' 45-28 victory at East Carolina, posting two touchdowns, a field goal and six extra points. The touchdowns came when **Cory Bird** (Mays Landing, N.J.) returned a blocked punt nine yards for a score and **André Davis** (Niskayuna, N.Y.) returned a punt 87 yards for a TD. Tech's 21 special team points were the most in a game by the special teams during Coach Frank Beamer's 152 games at the helm. The previous high by the special teams under Beamer was 20 points against Syracuse last season.

← **André Davis'** 87-yard punt return for a touchdown against ECU was the second-longest punt return on record for a Tech player. The school record is held by Frank Loria who posted a 95-yard return for a touchdown against Miami in 1967.

← Tech blocked two kicks against East Carolina giving it three on the season. The Hokies blocked just two kicks during the entire 1999 season. Tech has blocked two kicks in a game 14 times during Coach Frank Beamer's tenure as head coach.

← Tailback **Lee Suggs** (Roanoke, Va.) posted the first 100-yard rushing game of his collegiate career against the Pirates. Suggs ran for 122 yards on 11 carries during the victory. He scored on a 56-yard run and set up another TD with a 37-yard gain.

← Tech got touchdowns from six different players in the ECU game, including tight end **Browning Wynn** (Jonesville, Va.), who registered his first collegiate TD on a 23-yard pass. It was the first touchdown for a Tech tight end since the 1997 season when Sean Sullivan grabbed a TD pass against West Virginia.

Freshman defensive end Jim Davis puts the pressure on ECU quarterback David Garrard.

Sept. 7, 2000 • Greenville, N.C.
Dowdy-Ficklen Stadium • Att. 45,123

Virginia Tech	17	14	7	7	—	45
East Carolina	0	0	14	14	—	28

VT (7:41 re 1st) — FG Warley 46
 VT (6:36 re 1st) — Bird 9 blocked punt return (Warley kick)
 VT (2:18 re 1st) — Kendrick 14 run (Warley kick)
 VT (12:09 re 2nd) — Ferguson 7 run (Warley kick)
 VT (9:15 re 2nd) — Davis 87 punt return (Warley kick)
 ECU (8:20 re 3rd) — Floyd 4 pass from Garrard (Miller kick)
 ECU (4:08 re 3rd) — Stokes 37 pass from Garrard (Miller kick)
 VT (3:11 re 3rd) — Suggs 56 run (Warley kick)
 VT (14:55 re 4th) — Wynn 23 pass from Vick (Warley kick)
 ECU (3:39 re 4th) — Henry 1 run (Miller kick)
 ECU (0:54 re 4th) — Hatcher 51 fumble return (Miller kick)

Team Stats	VT	ECU	Individual Leaders
First downs	14	20	Rushing — VT, Suggs 11-122, Kendrick 6-34, Ferguson 3-18, Vick 6-13, Burnell 2-12, Ward 4-5, Briggs 1-5, Easlick 1-(-1), Team 2-(-3); ECU, Wilson 14-41, Garrard 16-27, Henry 3-11, Alston 3-9, Gilliam 1-6, Team 2-(-7).
Rushes-yds.	36-205	39-87	Passing — VT, Vick 9-15-0-106, Meyer 0-1-0-0; ECU, Garrard 22-38-2-296, Alston 1-9-1-35.
Passing yds.	106	331	Receiving — VT, Davis 4-41, Johnson 2-20, Wynn 1-23, Wilford 1-11, Witten 1-11; ECU, Stokes 5-124, Morris 5-48, Burns 3-47, Yates 2-27, White 2-26, Harris 2-13, Henry 1-35, Powell 1-6, Floyd 1-4, Wilson 1-1.
Return yds.	144	55	
Passes	9-16-0	23-47-3	
Punts-avg.	7-30	6-31	
Fumbles-lost	2-1	4-0	
Penalties-yds.	7-53	6-60	
Time of poss.	23:11	36:49	
Sacks by	4-27	2-12	



GAME 3: Virginia Tech 49, Rutgers 0

Tech Blanks Rutgers in BIG EAST Opener



BLACKSBURG, Va. — Tailback Lee Suggs rushed for four touchdowns as Virginia Tech posted a 49-0 shutout against Rutgers before a sell-out crowd at Lane Stadium/Worsham Field.

Tech scored touchdowns on five of its first six possessions to grab a 35-0 halftime lead. Suggs provided three of those first-half TDs, while quarterback Michael Vick accounted for the other two. The Hokies piled up a total of 527 yards of offense for the game, including 348 yards on the ground.

Suggs finished the day with 76 yards rushing on 16 carries. Vick paced the rushing attack with 104 yards on 11 carries. He scored on an 8-yard run and also passed for a 17-yard TD to Emmett Johnson.

Tech got good play from its defense and special teams. The Hokies intercepted four passes and held the Scarlet Knight's to 241 total yards. Tech also set up a touchdown with a blocked punt.

A Closer Look

☛ Virginia Tech's 49-0 win over Rutgers marked the first shutout for Tech in a BIG EAST Conference opener and ran the Hokies' record in league openers to 9-1. The game was just the second BIG EAST opener for Tech at home and marked the team's first win in a BIG EAST opener at Lane Stadium/Worsham Field.

☛ The Hokies piled up 348 yards rushing against the Scarlet Knights, the most rushing yardage for a Tech team since posting 349 yards on the ground against Temple in 1996.

☛ Tech's 29 first downs during the game equalled the fifth-highest total in school history. It was the most first downs for the Hokies since posting 29 against Temple in 1998. Tech converted on 12 of 15 third-down situations against Rutgers.

☛ Tailback **Lee Suggs** (Roanoke, Va.) scored four touchdowns in the game, the most for a Tech player in a game since Tommy Edwards scored four at Pittsburgh during the 1993 season.

☛ The Hokies' four interceptions against Rutgers were the most in a game for Tech since picking off six passes against Rutgers in 1998.

☛ True freshman cornerback **Eric Green** (Clewiston, Fla.) contributed the Hokies' fourth blocked



The Hokies' gang-tackling defense piles up on a Rutgers running back. Tech also had four interceptions in the game.

kick of the season when he blocked a Scarlet Knight punt in the second quarter. The block set up a Tech touchdown. Green set up another touchdown when he tackled Rutgers' punter Mike Barr for a 22-yard loss following a bad snap.

☛ Tailback **Keith Burnell** (Chesapeake, Va.) scored his first collegiate touchdown during the win. Burnell rushed for a career-best 70 yards on six carries.

Sept. 16, 2000 • Blacksburg, Va.
Lane Stadium/Worsham Field • Att. 56,272

Rutgers	0	0	0	0	—	0
Virginia Tech	21	14	7	7	—	49

VT (9:30 re 1st) — Suggs 7 run (Warley kick)
 VT (7:39 re 1st) — Johnson 17 pass from Vick (Warley kick)
 VT (2:00 re 1st) — Suggs 3 run (Warley kick)
 VT (10:29 re 2nd) — Vick 8 run (Warley kick)
 VT (8:56 re 2nd) — Suggs 1 run (Warley kick)
 VT (10:14 re 3rd) — Suggs 3 run (Warley kick)
 VT (10:42 re 4th) — Burnell 1 run (Warley kick)

Team Stats	RU	VT
First downs	15	29
Rushes-yds.	24-57	58-348
Passing yds.	184	179
Return yds.	8	70
Passes	17-49-4	15-28-0
Punts-avg.	7-31	3-46
Fumbles-lost	0-0	5-3
Penalties-yds.	5-50	7-62
Time of poss.	26:38	33:22
Sacks by	3-11	1-4

Individual Leaders

Rushing — RU, Thomas 11-53, Ohene 4-15, Schwenk 3-8, Anderson 5-3, Team 1-(-22); VT, Vick 11-104, Suggs 16-76, Burnell 6-70, Kendrick 9-31, Ward 8-26, Davis 1-15, Hawkins 2-11, Easlick 2-9, Noel 1-5, Ferguson 2-1.

Passing — RU, McMahon 12-36-3-149, Schwenk 4-12-1-21, Barr 1-1-0-14; VT, Vick 10-18-0-120, Meyer 3-5-0-38, Noel 2-5-0-21.

Receiving — RU, King 5-67, Martin 2-39, Smith 2-25, Johnson 2-7, Stringer 1-18, White 1-14, Ohene 1-5, Lovelace 1-5, Carty 1-3, Anderson 1-1; VT, Johnson 3-46, Wilford 3-35, Davis 3-34, Ward 2-28, Briggs 1-17, Donahue 1-8, Witten 1-6, Ferguson 1-5.



GAME 4: Virginia Tech 48, Boston College 34

Hokies Rush to BIG EAST Victory at BC

CHESTNUT HILL, Mass. — Virginia Tech used its ground game to secure a 48-34 BIG EAST road win before a sellout crowd at Boston College.

Tech piled up 420 yards rushing and scored six touchdowns on the ground during the victory. Quarterback Michael Vick and tailback Lee Suggs combined for 355 yards rushing and five touchdowns to pace the attack. An 11-yard TD run by Vick late in the second quarter put the Hokies up 35-20 at halftime, and a 10-yard scoring run by Suggs in the third quarter helped put the game out of reach.

Boston College put up the most points against Tech in a regular season game since 1998 but still couldn't catch the Hokies. The Eagles finished with 287 total yards, well below their average of 472.7.



QB Michael Vick puts a move on a BC defender. Vick rushed for three touchdowns in the game.

Sept. 28, 2000 • Chestnut Hill, Mass. Alumni Stadium • Att. 44,500

Virginia Tech	14	21	7	6	—	48
Boston College	7	13	0	14	—	34

VT (9:32 re 1st) — Ferguson 1 run (Warley kick)
 VT (7:41 re 1st) — Davis 71 punt return (Warley kick)
 BC (5:11 re 1st) — Washington 15 run (Sutphin kick)
 BC (13:32 re 2nd) — Burke 6 pass from Hasselbeck (Sutphin kick)
 VT (9:28 re 2nd) — Suggs 24 run (Warley kick)
 VT (6:09 re 2nd) — Vick 26 run (Warley kick)
 BC (4:24 re 2nd) — Green 1 run (kick failed)
 VT (1:17 re 2nd) — Vick 11 run (Warley kick)
 VT (7:06 re 3rd) — Suggs 10 run (Warley kick)
 BC (12:56 re 4th) — Burke 17 pass from Hasselbeck (Sutphin kick)
 VT (11:04 re 4th) — Vick 82 run (kick failed)
 BC (7:21 re 4th) — Green 12 run (Sutphin kick)

Team Stats	VT	BC
First downs	23	20
Rushes-yds.	57-420	40-213
Passing yds.	61	74
Return yds.	94	6
Passes	5-17-1	11-24-1
Punts-avg.	3-35	7-36
Fumbles-lost	3-2	0-0
Penalties-yds.	13-90	8-50
Time of poss.	34:30	25:30
Sacks by	0-0	0-0

Individual Leaders

Rushing — VT, Vick 16-210, Suggs 22-145, Kendrick 10-49, Ferguson 6-18, Davis 1-6, Hawkins 1-0, Team 1-(-8); BC, Green 25-117, Washington 10-63, Hasselbeck 5-33.
Passing — VT, Vick 5-17-1-61; BC, Hasselbeck 10-23-1-78; St. Pierre 1-1-0-(-4).
Receiving — VT, Johnson 4-42, Slowikowski 1-19; BC, Burke 3-33, Dewalt 3-15, Guazzo 2-19, Comella 1-9, Daniels 1-2, Utzler 1-(-4).

A Closer Look

← Virginia Tech rushed for 420 yards during its 48-34 win at Boston College. The 420 yards marked the most rushing yardage for Tech since running for 453 yards against Akron in 1995. It was the most rushing yards in a BIG EAST game for the Hokies since 1993 when they piled up a school-record 500 yards on the ground against Pittsburgh.

← **Michael Vick** (Newport News, Va.) rushed

for 210 yards against BC, the most rushing yards ever in a single game by a Virginia Tech quarterback and the third-best rushing total for any Tech player. The previous school mark of 204 yards was set by Bob Schweickert against Richmond in 1963. Vick also set a new record for a BIG EAST quarterback, breaking the old mark of 147 yards set by Syracuse's Kevin Mason against Pittsburgh in 1994.

← **Michael Vick** and tailback **Lee Suggs** (Roanoke, Va.) combined for 355 yards rushing against the Eagles, the most ever by two Tech players in a game. The previous high was 336 yards by Bob Schweickert (204) and fullback Sonny Utz (132) versus Richmond in 1963. Tech had three players — Phil Rogers (120), Roscoe Coles (111) and George Heath (104) — combine for 335 yards in a game at South Carolina in 1974.

← The Hokies allowed 213 yards rushing in the game. It was the most yards rushing by a Tech foe since Nebraska ran for 279 yards against the Hokies in the 1996 Orange Bowl. The 213 yards were the most given up in a win since allowing 231 yards during a 26-9 win versus Virginia in the final regular season game of '96.

← Tech's 13 penalties in the game were the most for the Hokies since posting 13 versus Arkansas State in 1997.

GAME 5: Virginia Tech 35, Temple 13

Defense Shines in Homecoming Win over Owls




BLACKSBURG, Va. — Virginia Tech's defense held Temple to just 116 total yards as the Hokies ran their overall record to 5-0 with a 35-13 BIG EAST victory before a sellout Homecoming crowd.

Tech jumped to a 21-0 lead during the first 16 minutes of the game, then had to fight off the Owls in the second half. Temple scored touchdowns in the final two minutes of the first half and the first two minutes of the second half to narrow the gap to 21-13. But during the final 28 minutes of the game, the Tech defense limited Temple to just 36 yards of offense.

Freshman cornerback Eric Green, who was making his first collegiate start, stopped two Temple drives with interceptions. The Hokies also posted six quarterback sacks and set up their first TD with a blocked punt by Wayne Ward.

Offensively, Tech piled up 376 total yards, including 214 on the ground. Tailback Lee Suggs ran for two TDs, while quarterback Michael Vick ran for one touchdown and passed for another.



David Pugh (71) and Jake Houseright (41) helped the Tech defense hold Temple to 116 yards of total offense when the teams met in Blacksburg.

A Closer Look

Virginia Tech held Temple to minus-15 yards rushing and just 116 yards of total offense during its 35-13 win. Both figures were records for Tech in BIG EAST games. The Hokies previous mark for fewest rushing yards allowed in a BIG EAST game was minus-12 against Pittsburgh last year. The previous record for fewest total offensive yards given up in a league game was 120 in last year's 62-0 win over Syracuse. The last time Tech held any team to fewer than 116 yards also came during the 1999 season when the Hokies limited UAB to a school-record low of 63 total yards. The last time Tech held an opponent to fewer rushing yards was in 1997 when the Hokies' defense held Arkansas State to minus-28 yards.

The Temple game marked the first game of the 2000 season in which Tech altered its starting lineup on either offense or defense. The Hokies' first lineup changes of the season came

on defense where true freshman **Eric Green** (Clewiston, Fla.) started in place of cornerback **Larry Austin** (Norfolk, Va.), who was injured against Boston College, and senior **Nick Sorensen** (Vienna, Va.) got his first start at the whip linebacker position. Austin, who underwent surgery for a torn ACL, was lost for the season. **Phillip Summers** (Clewiston, Fla.), who started Tech's first four games at whip, saw playing time at both the whip and rover positions during the Temple game.

Tech, which posted just seven quarterback sacks in its first four games, came up with six sacks against the Owls. The Hokies got two sacks each from **David Pugh** (Madison Heights, Va.) and **Jim Davis** (Highland Springs, Va.), and one apiece from **Phillip Summers** (Clewiston, Fla.) and **Dan Wilkinson** (W. Palm Beach, Fla.).

Oct. 7, 2000 • Blacksburg, Va.					
Lane Stadium/Worsham Field • Att. 56,272					
Temple	0	7	6	0	— 13
Virginia Tech	14	7	7	7	— 35
VT (12:24 re 1st) — Suggs 7 run (Warley kick)					
VT (5:14 re 1st) — Suggs 2 run (Warley kick)					
VT (14:53 re 2nd) — Hawkins 41 pass from Vick (Warley kick)					
TU (1:18 re 2nd) — Lacey 65 interception return (Poklemba kick)					
TU (13:17 re 3rd) — Cobb 26 pass from Frost (kick failed)					
VT (7:25 re 3rd) — Vick 5 run (Warley kick)					
VT (14:46 re 4th) — Kendrick 14 run (Warley kick)					
Team Stats	TU	VT	Individual Leaders		
First downs	7	25	Rushing — TU, Sharps 16-19,		
Rushes-yds.	28-(-15)	56-214	Trammer 2-5, McKie 2-2, Stubbs 1-		
Passing yds.	131	162	1, Scott 3-(-15), Frost 4-(-27); VT,		
Return yds.	90	109	Suggs 17-56, Vick 18-55, Kendrick		
Passes	13-28-3	14-29-2	12-50, Ferguson 2-24, Johnson 1-		
Punts-avg.	10-35	5-29	16, Burnell 2-6, Easlick 1-3, Ward		
Fumbles-lost	0-0	5-1	2-3, Hawkins 1-1.		
Penalties-yds.	7-34	6-64	Passing — TU, Frost 8-18-3-		
Time of poss.	27:02	32:58	114, Scott 5-10-0-17; VT, Vick 14-		
Sacks by	4-27	6-43	28-2-162, Kendrick 0-1-0-0.		
			Receiving — TU, Muckerson 5-		
			48, Sharps 3-9, Cobb 2-42, McKie		
			2-8, Chuku 1-24; VT, Davis 6-54,		
			Hawkins 2-55, Johnson 2-16,		
			Kendrick 2-13, Witten 1-15, Wilford		
			1-9.		



GAME 6: Virginia Tech 48, West Virginia 20

Tech Uses Big Second Half To Down WVU

BLACKSBURG, Va. — Virginia Tech scored four touchdowns in the third quarter to erase a 14-7 halftime deficit and hand West Virginia a 48-20 loss before a Thursday night ESPN television audience and another packed house at Lane Stadium/Worsham Field.

The Hokies found themselves trailing for the first time this season when the Mountaineers scored with 58 seconds left in the first half to break a 7-7 tie. Tech wasted little time regaining control in the second half, tying the game on a season-best 72-yard pass from Michael Vick to tight end Bob Slowikowski and pulling away on three straight touchdowns by flanker André Davis.


Tech held the Mountaineers' offense to just 95 yards and no points in the second half. WVU got its last score on a fumble return with less than three minutes remaining.

Oct. 12, 2000 • Blacksburg, Va.
Lane Stadium/Worsham Field • Att. 56,272

West Virginia	0	14	0	6	—	20
Virginia Tech	7	0	27	14	—	48

VT (9:59 re 1st) — Suggs 2 run (Warley kick)
 WVU (11:01 re 2nd) — Cobourne 7 run (Ohliger kick)
 WVU (0:58 re 2nd) — Berton 4 pass from Lewis (Ohliger kick)
 VT (13:50 re 3rd) — Slowikowski 72 pass from Vick (Warley kick)
 VT (8:30 re 3rd) — Davis 30 run (kick failed)
 VT (4:20 re 3rd) — Davis 64 pass from Vick (Warley kick)
 VT (2:24 re 3rd) — Davis 76 punt return (Warley kick)
 VT (10:17 re 4th) — Ferguson 16 run (Warley kick)
 VT (3:44 re 4th) — Kendrick 2 run (Warley kick)
 WVU (2:20 re 4th) — Meighan 36 fumble return (kick blocked)

Team Stats	WVU	VT	Individual Leaders
First downs	16	22	Rushing — WVU, Cobourne 19-68, Ours 3-13, McMillen 1-2, Lewis 4-1, McBrien 1-(-3), Rego 5-(-3); VT, Suggs 18-83, Vick 11-57, Kendrick 10-56, Ferguson 3-34, Davis 1-30, Burnell 3-7, Briggs 1-2, Easlick 1-2.
Rushes-yds.	33-78	48-271	Passing — WVU, Lewis 14-29-2-161, McBrien 1-4-0-9; VT, Vick 10-18-0-233.
Passing yds.	170	233	Receiving — WVU, Brown 4-50, Ivy 3-55, Ours 2-24, Berton 2-21, Nastasi 1-9, Terry 1-8, Cobourne 1-6, Rego 1-(-3); VT, Davis 6-127, Slowikowski 2-82, Johnson 2-24.
Return yds.	59	197	
Passes	15-33-2	10-18-0	
Punts-avg.	8-38	2-38	
Fumbles-lost	0-0	4-3	
Penalties-yds.	10-71	6-59	
Time of poss.	32:30	27:30	
Sacks by	1-6	2-17	



André Davis scored TDs three different ways in a little over six minutes against West Virginia.

A Closer Look

➔ In an amazing span of 6:06 during the third quarter against West Virginia, Tech flanker **André Davis** (Niskayuna, N.Y.) scored three touchdowns in three different ways on three consecutive Tech possessions. Davis started by taking a reverse 30 yards for a touchdown that put the Hokies ahead 20-14 with 8:30 showing in the third quarter. On Tech's next offensive play after forcing a West Virginia punt, Davis hauled in a 64-yard pass from quarterback **Michael Vick** (Newport News, Va.) for another TD with 4:20 left in the quarter. When WVU was forced to

punt again on its next possession, Davis received the punt, took advantage of a crushing block by **Wayne Ward** (Plant City, Fla.) and raced 76 yards for his third straight touchdown. His final score came with 2:24 remaining in the quarter. Davis became the first Tech player to score touchdowns three different ways in a game since the Hokies' modern-day records started in 1950. He also became the first Tech player to score three touchdowns in a single quarter since 1978 when tailback Kenny Lewis scored three first-quarter TDs in a season-opening loss to

Tulsa. The last Tech player to score three consecutive touchdowns in a game without any other scores in between was tailback Maurice Williams against Louisville in 1985.

➔ Tech scored 41 second-half points during its win over WVU. That stands as the most points scored by the Hokies in the second half

of a game since Tech's modern-day records began in 1950. The Hokies scored an overall record 61 points during the second half of a 99-0 win against Emory & Henry in 1919.

➔ **Bob Slowikowski** (Pittsburgh, Pa.) hauled in a 72-yard touchdown pass against the Mountaineers, the longest ever for a Tech tight end.

GAME 7: Virginia Tech 22, Syracuse 14

Hokies Finally Win at the Carrier Dome



SYRACUSE, N.Y. — Virginia Tech rallied from its biggest regular-season deficit since 1997 to post a 22-14 win over Syracuse. It was the Hokies' first victory at the Carrier Dome since 1986.

Syracuse jumped to a 14-0 lead in the first quarter, running up 177 yards of offense on just 13 plays. Meanwhile, SU's blitzing defense kept the Hokies' in check by sacking quarterback Michael Vick six times in the first half and eight times in the game.

Tech made the most of its opportunities in the game, coming up with five turnovers, including four in the second half. The defense set up the Hokies' first 15 points, then Vick capped the scoring with a big 55-yard scoring run with just 1:34 remaining.

The Hokies finished with just 240 yards of total offense. It was the lowest

Oct. 21, 2000 • Syracuse, N.Y. Syracuse Carrier Dome • Att. 49,033					
Virginia Tech	0	3	12	7	— 22
Syracuse	14	0	0	0	— 14
SU (7:11 re 1st) — Brown 9 run (Shafer kick)					
SU (2:21 re 1st) — Jackson 78 pass from Nunes (Shafer kick)					
VT (7:17 re 2nd) — FG Warley 47					
VT (6:24 re 3rd) — Suggs 5 run (pass failed)					
VT (2:49 re 3rd) — Suggs 1 run (pass failed)					
VT (1:34 re 4th) — Vick 55 run (Warley kick)					
Team Stats	VT	SU	Individual Leaders		
First downs	14	15	Rushing — VT, Suggs 21-91, Kendrick 8-73, Vick 16-9, Team 1-(-1), Ferguson 1-(-2), Johnson 1-(-5); SU, Brown 19-71, Nunes 13-33, Davis 2-8, Woodcock 1-7, Mungro 5-(-3), Scott 1-(-5).		
Rushes-yds.	48-165	41-111	Passing — VT, Vick 6-11-0-75; SU, Nunes 13-25-4-217.		
Passing yds.	75	217	Receiving — VT, Johnson 3-47, Davis 2-21, Wilford 1-7; SU, Jackson 4-155, Manley 3-25, Campbell 2-17, Woodcock 2-17, Mungro 1-5, Brown 1-(-2).		
Return yds.	29	14			
Passes	6-11-0	13-25-4			
Punts-avg.	7-33	2-50			
Fumbles-lost	1-0	2-1			
Penalties-yds.	6-40	12-77			
Time of poss.	31:18	28:42			
Sacks by	0-0	8-60			

offensive output for Tech since its last visit to the Carrier Dome in 1998. The Hokies managed just 152 total yards in that game, a 28-26 loss.

Syracuse finished with 328 yards of offense in the game, but its 14 points were the fewest ever by the Orangeman in a home game against Tech.

A Closer Look


☛ Tech's 22-14 win at Syracuse marked the Hokies' first win at the Carrier Dome since 1986, the year before Frank Beamer became Tech's head coach. The Hokies had lost on five straight visits to the Dome under Beamer.

☛ Syracuse piled up 177 yards of offense on 13 plays during the first quarter, an average of 13.6 yards per play. Over the last three quarters, however, the Orangemen compiled a combined total of just 151 yards on 53 plays. That averages out to 2.8 yards a play.

☛ **Willie Pile** (Alexandria, Va.) tied a Tech and BIG EAST record with three pass interceptions in the game. Pile set up a field goal and a touchdown with his first two interceptions. The redshirt sophomore free safety shares the Tech school mark with nine other players.

☛ When Tech kicker **Carter Warley** (Richmond, Va.) booted a 47-yard field goal against the Orangemen, it marked the first field goal attempt for the Hokies since the first quarter of the East Carolina game.

☛ When Syracuse took a 14-0 lead against Tech, it marked the largest regular-season deficit for the Hokies since falling behind Virginia, 27-3, during a 34-20 loss at Charlottesville in the final regular-season game of the 1997 season. Syracuse's 14 points in the first quarter exceeded the total scored against Tech during the first quarter of its first six games combined (10). SU was the first opponent to score first on the Hokies in 2000.



Willie Pile snagged three interceptions at the Carrier Dome, two of which set up Tech scoring plays.



GAME 8: Virginia Tech 37, Pittsburgh 34

Field Goal Lifts Tech Past Pittsburgh

BLACKSBURG, Va. — Carter Warley's 27-yard field goal with 16 seconds remaining in the game gave Virginia Tech a 37-34 come-from-behind victory over Pittsburgh at Lane Stadium.

Warley, tailback Lee Suggs and backup quarterback Dave Meyer were among the heroes in the Tech win. Meyer, who took over when starter Michael Vick was sidelined by an ankle injury, guided the Hokies on three second-half scoring drives. Suggs helped sustain those drives by rushing for 103 yards in the second half on the way to game total of 164 yards. Warley added field goals from 35 and 38 yards to go with his game-winner.

Pittsburgh piled up 311 yards and four touchdowns through the air during the game, but managed just nine offensive plays and 27 yards of offense during the fourth quarter.



Oct. 28, 2000 • Blacksburg, Va.
Lane Stadium/Worsham Field • Att. 56,272

Pittsburgh	6	14	14	0	—	34
Virginia Tech	7	13	7	10	—	37

VT (2:59 re 1st) — Suggs 2 run (Warley kick)
P (0:19 re 1st) — Grim 47 pass from Turman (kick blocked)
P (14:05 re 2nd) — Bryant 17 pass from Turman (Lotz kick)
VT (10:16 re 2nd) — FG Warley 35
VT (6:26 re 2nd) — Suggs 2 run (Warley kick)
P (5:55 re 2nd) — Bryant 26 pass from Turman (Lotz kick)
VT (0:17 re 2nd) — FG Warley 38
VT (6:40 re 3rd) — Ferguson 6 run (Warley kick)
P (0:29 re 3rd) — Barlow 2 run (Lotz kick)
P (0:04 re 3rd) — Bryant 29 pass from Turman (Lotz kick)
VT (12:16 re 4th) — Suggs 3 run (Warley kick)
VT (0:16 re 4th) — FG Warley 27

Team Stats	P	VT
First downs	17	30
Rushes-yds.	29-24	61-283
Passing yds.	311	194
Return yds.	0	26
Passes	17-26-1	15-28-1
Punts-avg.	6-33	3-40
Fumbles-lost	0-0	3-1
Penalties-yds.	4-27	3-33
Time of poss.	23:08	36:52
Sacks by	2-11	5-29

Individual Leaders

Rushing — P, Barlow 15-34, Polite 2-5, Goings 1-4, Team 1-0, Turman 10(-19); VT, Suggs 28-164, Kendrick 12-39, Vick 10-34, Ferguson 6-32, Meyer 4-14, Hawkins 1-0.

Passing — P, Turman 17-26-1-311; VT, Vick 8-15-1-80; Meyer 7-13-0-114.

Receiving — P, Bryan 9-127, Grim 3-106, English 3-69, Polite 2-9; VT, Johnson 7-79, Wilford 2-25, Suggs 2-21, Wynn 1-28, Hawkins 1-18, Moody 1-12, Kendrick 1-11.

Place-kicker Carter Warley (49) and teammates celebrate Warley's game-winning field goal against the Panthers.

A Closer Look

← Virginia Tech's first scoring drive during its 37-34 win against Pittsburgh took 5:03. The Panthers' five scoring drives combined took a total of 5:58. Pittsburgh had three scoring drives that took 31 seconds or less. Tech controlled the football for 36:52 of the game — the most time of possession ever for Tech in a BIG EAST game. The Hokies' previous high for time of possession in a BIG EAST game was 36:44 against Pittsburgh in 1993.

The last time Tech had more time of possession in any game was against East Carolina in 1996 when the Hokies controlled the ball for 37:23.

← Tech compiled 30 first downs against the Panthers. That equals the third-highest single-game total in school history. The Hokies also had 30 first downs in games against Virginia in 1992 and Houston in 1972. Tech finished with 31 first downs at

Pittsburgh in 1993 and had a school record 34 first downs against Akron in 1991.

← Ernest Wilford (Richmond, Va.) made his first collegiate start in the Pittsburgh game. Wilford moved into the starting flanker position for **André Davis** (Niskayuna, N.Y.) who was sidelined by an ankle injury and bursitis in his left foot.

← Tech tailbacks **Lee Suggs** (Roanoke, Va.) and **André Kendrick** (Lynchburg,

Va.) posted their first pass receptions of the season during the Pittsburgh game. Suggs had two catches for 21 yards and Kendrick had one catch for 11 yards.

← Defensive tackle **David Pugh** (Madison Heights, Va.) blocked Pittsburgh's first extra point attempt of the game. It marked Tech's eighth blocked kick of the season and the Hokies' eighth blocked kick overall in their series with the Panthers.

GAME 9: Miami 41, Virginia Tech 21

Hurricanes End Tech Streak of Regular-Season Victories



MIAMI, Fla. — The University of Miami handed Virginia Tech its first regular-season loss since 1998 with a 41-21 victory at the Orange Bowl. The game was played before a crowd of 77,410, the largest-ever to see a BIG EAST Conference football game.

The No. 3 Hurricanes used big plays to defeat the second-ranked Hokies. Five of the 'Canes six touchdown plays covered more than 40 yards. The Miami attack, directed by quarterback Ken Dorsey, piled up 466 yards of offense, the most against the Hokies during the 2000 season. Dorsey passed for 283 yards and three TDs as UM built a 28-0 lead during the first three quarters.

Tech quarterback Michael Vick, who did not practice during the week due to an ankle injury, did not start and played only 19 offensive plays. Senior Dave Meyer started and passed for 225 yards, while redshirt sophomore tailback Lee Suggs rushed 23 times for 121 yards.



QB Dave Meyer posted several career highs in his start against the Hurricanes.

Nov. 4, 2000 • Orange Bowl Stadium
Miami, Fla. • Att. 77,410

Virginia Tech	0	0	0	21	—	21
Miami	14	7	7	13	—	41

UM (10:29 re 1st) — Moss 42 pass from Dorsey (Sievers kick)
 UM (2:53 re 1st) — Jackson 17 run (Sievers kick)
 UM (3:30 re 2nd) — Shockey 44 pass from Dorsey (Sievers kick)
 UM (8:52 re 3rd) — Davenport 50 run (Sievers kick)
 VT (12:23 re 4th) — Suggs 1 run (Warley kick)
 UM (12:01 re 4th) — Moss 80 pass from Dorsey (Sievers kick)
 VT (10:27 re 4th) — Johnson 69 pass from Meyer (Warley kick)
 UM (7:35 re 4th) — Reed 44 interception return (kick failed)
 VT (1:36 re 4th) — Suggs 3 run (Warley kick)

Team Stats	VT	UM	Individual Leaders
First downs	18	16	Rushing — VT, Suggs 23-121, Ferguson 5-20, Ward 2-9, Vick 3-5, Hawkins 2-4, Meyer 5-4, Kendrick 2-2, Johnson 1-(-1), Team 1-(-2); UM, Jackson 28-145, Davenport 3-57, Portis 6-7, Moss 1-(-4), Capshaw 1-(-22).
Rushes-yds.	44-162	39-183	Passing — VT, Meyer 13-25-1-225, Vick 2-5-1-9; UM, Dorsey 11-23-0-283.
Passing yds.	234	283	Receiving — VT, Wynn 4-58, Johnson 2-97, Ward 2-26, Wilford 2-21, Hawkins 2-14, Ferguson 1-10, Moody 1-9, Davis 1-0; UM, Moss 4-154, Shockey 3-61, Wayne 1-41, King 1-12, Davenport 1-11, Jackson 1-4.
Return yds.	43	52	
Passes	15-30-2	11-23-0	
Punts-avg.	8-32	8-43	
Fumbles-lost	1-1	3-1	
Penalties-yds.	3-26	7-68	
Time of poss.	32:27	27:33	
Sacks by	0-0	1-1	

A Closer Look

☛ Miami's 41-21 victory over the Hokies ended a streak of 19-straight regular-season victories for Tech. The streak dated back to a 36-32 loss to Virginia in the final regular-season game of the 1998 season. The UM win also ended Tech's BIG EAST record 14-game winning streak against league teams and snapped a five-game Tech winning streak against the 'Canes. The loss was the Hokies' first in a regular-season road game since the 1998 season when they lost at Syracuse, 28-26. Tech had won eight straight regular-season road games prior to the loss to UM.

☛ Miami's 41 points were the Hurricanes' most points against Tech at the Orange Bowl. Their previous high was 27. UM's point total also was the highest against the Hokies in a regular-season game since Syracuse scored 52 against Tech in 1996. Tech

gave up 46 points to Florida State in last year's Sugar Bowl and 42 points against North Carolina in the Gator Bowl following the 1997 season.

☛ Senior **Dave Meyer** (Ramsey, N.J.) made his third career start at quarterback for Tech and posted career highs for passing attempts (25), completions (13) and passing yards (225). Meyer connected with **Emmett Johnson** (Chesapeake, Va.) on a 69-yard touchdown pass. It was the longest play of both players' Tech careers.

☛ Miami was the only team to out-rush the Hokies during the 2000 season. The 'Canes finished with 183 yards on the ground compared to 162 for Tech.

☛ Tech failed to register a pass interception in its loss to Miami. The Hokies had collected at least one interception in each of its previous nine games.




GAME 10: Virginia Tech 44, UCF 21

Hokies Stick to the Basics in Win at UCF

ORLANDO, Fla. — Tailback Lee Suggs rushed for five touchdowns as Virginia Tech ground out a convincing 44-21 victory in its first-ever football meeting with the University of Central Florida. A record crowd looked on as the Hokies used their nationally-ranked rushing attack to build a 37-7 lead.

Suggs, who set five BIG EAST Conference records during the game, carried the football 30 times for 143 yards. André Kendrick, his running mate at tailback, added 81 yards on 15 rushes. Tech's ground game proved so effective, the Hokies only attempted eight passes during the game, completing two. Tech's last 33 offensive plays of the game were all rushing attempts.

Tech's defense forced six turnovers during the game, including four interceptions. Four of the UCF turnovers led to Tech touchdowns.



Lee Suggs' five touchdowns against UCF set a BIG EAST single-game record.

Nov. 11, 2000 • Orlando, Fla.
Florida Citrus Bowl • Att. 50,220

Virginia Tech	21	9	14	0	—	44
UCF	7	0	14	0	—	21

VT (11:03 re 1st) — Suggs 1 run (Warley kick)
 UCF (7:27 re 1st) — Hinshaw 7 pass from Schneider (Beorlegui kick)
 VT (4:31 re 1st) — Suggs 1 run (Warley kick)
 VT (0:05 re 1st) — Suggs 1 run (Warley kick)
 VT (2:58 re 2nd) — FG Warley 33
 VT (0:58 re 2nd) — Adibi 36 fumble return (team kick failed)
 VT (11:08 re 3rd) — Suggs 13 run (Warley kick)
 UCF (9:33 re 3rd) — Hinshaw 24 pass from Schneider (Beorlegui kick)
 VT (6:20 re 3rd) — Suggs 4 run (Warley kick)
 UCF (3:47 re 3rd) — Clark 10 pass from Schneider (Beorlegui kick)

Team Stats	VT	UCF
First downs	21	24
Rushes-yds.	61-313	23-21
Passing yds.	55	362
Return yds.	150	19
Passes	2-8-0	28-45-4
Punts-avg.	3-36	3-38
Fumbles-lost	0-0	3-2
Penalties-yds.	8-81	9-85
Time of poss.	33:02	26:58
Sacks by	6-37	0-0

Individual Leaders
Rushing — VT, Suggs 30-143, Kendrick 15-81, Meyer 6-45, Ferguson 6-35, Hawkins 3-9, Team 1-0; UCF, Mack 7-32, Baker 5-16, Howard 1-3, Penn 2-(-15), Schneider 8-(-15).
Passing — VT, Meyer 2-7-0-55, Kendrick 0-1-0-0; UCF, Schneider 25-41-4-346, Penn 3-4-0-16.
Receiving — VT, Johnson 1-55, Hawkins 1-0; UCF, Hinshaw 10-116, Clark 4-93, Mack 4-26, Davis 3-22, Fryzel 2-28, Ward 2-19, Jackson 1-30, Baker 1-22, Johnson 1-6.

A Closer Look

☛ Virginia Tech attempted just eight passes in its game against UCF. It was the fewest passing attempts in a game for the Hokies since 1987 when they tried just seven during a 21-20 win against Cincinnati. Tech's two pass completions in the UCF game were the fewest by a Tech team since 1977 when the Hokies completed just one pass on the way to a 27-7 win over VMI.

☛ Tailback **Lee Suggs** (Roanoke, Va.) ran for five touchdowns against the Golden Knights. It was the most touchdowns ever by an individual in a game against UCF. Suggs' five touchdowns also set a BIG EAST single-game record, but fell short of the Tech mark of six TDs in a game set by Tommy Francisco against VMI in 1966.

☛ Tech forced a season-high six turnovers in its win against UCF and did not

commit a turnover of its own. The Hokies entered the game having committed 22 turnovers and forced 22 turnovers during the season

☛ Redshirt freshman defensive end **Nathaniel Adibi** (Hampton, Va.) registered his first collegiate touchdown when he picked up a fumble and ran 36 yards for a TD against UCF. Adibi's return was the longest scoring play of the game.

☛ **Billy Hardee** (Winter Haven, Fla.) made his first career start in the UCF game. Hardee, whose hometown is just a short distance from Orlando, opened the game at the boundary cornerback position.

☛ Defensive tackle **David Pugh** (Madison Heights, Va.) posted his first collegiate pass interception during the UCF game. He became the ninth different Tech player to register an interception this season.

GAME 11: Virginia Tech 42, Virginia 21


Tech Beats UVa To Cap Another 10-Win Season



BLACKSBURG, Va. — Virginia Tech used a balanced offensive attack and some stingy defense over the final three quarters to post a 42-21 victory over state-rival Virginia. The win gave Tech its fourth season of 10 or more wins in six years.

Tech tailback Lee Suggs rushed for 116 yards and scored four touchdowns in the game, and quarterback Michael Vick returned to the starting lineup for the first time since Oct. 28. Vick passed for 202 yards and ran for 28 yards, despite re-injuring his ankle. The Hokies finished the game with 461 total yards, including 259 on the ground.

After giving up 14 points and 171 yards of offense in the first quarter, the Tech defense settled down and allowed just seven points and 157 total yards during the final three quarters of play. The Cavaliers managed just 29 yards on the ground over the last three quarters after piling up 142 in the first quarter.



Fullback Jarrett Ferguson ran for six touchdowns this season, including two against UVa.

Nov. 25, 2000 • Blacksburg, Va.
Lane Stadium/Worsham Field • Att. 56,272

Virginia	14	0	7	0	—	21
Virginia Tech	7	21	7	7	—	42

UVa (10:02 re 1st) — Foreman 7 run (Greene kick)
 VT (7:23 re 1st) — Ferguson 13 run (Warley kick)
 UVa (5:41 re 1st) — Womack 24 run (Greene kick)
 VT (12:02 re 2nd) — Suggs 30 run (Warley kick)
 VT (6:31 re 2nd) — Ferguson 1 run (Warley kick)
 VT (0:19 re 2nd) — Suggs 23 pass from Vick (Warley kick)
 VT (9:51 re 3rd) — Suggs 3 run (Warley kick)
 UVa (1:08 re 3rd) — Foreman 11 run (Greene kick)
 VT (13:00 re 4th) — Suggs 6 run (Warley kick)

Team Stats	UVa	VT	Individual Leaders
First downs	15	26	Rushing — UVa, Womack 20-134, Foreman 6-29, Spinner 6-8, Duckett 1-2, Team 1-(-2); VT, Suggs 22-116, Kendrick 14-81, Vick 5-28, Ferguson 4-18, Ward 4-14, Burnell 1-3, Briggs 1-1, Hawkins 1-0, Team 1-(-2).
Rushes-yds.	34-171	53-262	Passing — UVa, Spinner 9-20-0-157, Ellis 0-4-0-0; VT, Vick 16-23-0-202, Meyer 0-2-0-0.
Passing yds.	157	202	Receiving — UVa, Coffey 3-50, Baber 2-29, Luzar 1-62, Johnson 1-15, Dotson 1-8, Womack 1-(-7); Johnson 6-71, Witten 4-39, Wilford 2-33, Ferguson 1-25, Suggs 1-23, Hawkins 1-10, Moody 1-1.
Return yds.	1	71	
Passes	9-24-0	16-25-0	
Punts-avg.	9-42	5-40	
Fumbles-lost	1-1	2-1	
Penalties-yds.	8-70	6-61	
Time of poss.	27:03	32:57	
Sacks by	0-0	2-10	

A Closer Look

← Virginia Tech's six touchdowns against Virginia boosted the Hokies to a school record. Tech finished the season with 61 total touchdowns, surpassing the previous single-season mark of 57 set last year. The Hokies' 42 points against the Cavs brought their season total to 443 points, the second most in school history behind last year's 455.

← Tailback **Lee Suggs** (Roanoke, Va.) posted his

sixth 100-yard rushing game of the season during the win over Virginia, tying a school single-season mark for 100-yard games shared by Roscoe Coles and Cyrus Lawrence. Suggs ran for 116 yards on 22 carries versus the Cavs.

← **Suggs** caught a 23-yard touchdown pass during the Virginia game, the first TD reception of his Tech career. It was the first touchdown catch by a Tech tailback since Lamont

Pegues caught a 47-yard TD pass against Virginia in 1997.

← Redshirt sophomore **Ronyell Whitaker** (Norfolk, Va.) turned in a career-best 61-yard punt return in the Virginia game. Whitaker, who took over the Hokies' punt return duties when national leader André Davis was injured, ended up third in the BIG EAST and 16th in the nation in punt returns with an average of 14.4 yards per return.

← **Dan Wilkinson** (r-Jr., West Palm Beach, Fla.) made his first career start in the Virginia game. Wilkinson started at defensive tackle in place of Chad Beasley, who saw only limited action due to an injury.

← Fullback **Jarrett Ferguson** (Goodview, Va.) ran for two touchdowns against UVa, giving him six rushing TDs for the season — the most rushing TDs by a Tech fullback since Phil Bryant had six in 1991.



2000 Statistics

Record	Overall	Home	Away	Neutral
All Games	10-1-0	6-0-0	4-1-0	0-0-0
Conference	6-1-0	4-0-0	2-1-0	0-0-0
Non-Conference	4-0-0	2-0-0	2-0-0	0-0-0

Date	Opponent	W/L	Score	Attend.
Sept. 2, 2000	AKRON	hW	52-23	56,272
Sept. 7, 2000	at East Carolina	aW	45-28	45,123
Sept. 16, 2000	RUTGERS*	hW	49-0	56,272
Sept. 30, 2000	at Boston College*	aW	48-34	44,500
Oct. 7, 2000	TEMPLE*	hW	35-13	56,272
Oct. 12, 2000	WEST VIRGINIA*	hW	48-20	56,272
Oct. 21, 2000	at Syracuse*	aW	22-14	49,033
Oct. 28, 2000	PITTSBURGH*	hW	37-34	56,272
Nov. 4, 2000	at Miami*	aL	21-41	77,410
Nov. 11, 2000	at Central Florida	aW	44-21	50,220
Nov. 25, 2000	VIRGINIA	hW	42-21	56,272

RUSHING	GP	Att	Gain	Loss	Net	Avg	TD	Long	Avg/G
SUGGS, Lee	11	222	1224	17	1207	5.4	27	56	109.7
VICK, Michael	10	104	800	183	617	5.9	8	82	61.7
KENDRICK, André	11	107	570	23	547	5.1	3	34	49.7
FERGUSON, J.	11	40	215	5	210	5.2	6	26	19.1
BURNELL, Keith	9	17	111	0	111	6.5	1	59	12.3
WARD, Wayne	11	25	85	3	82	3.3	0	11	7.5
MEYER, Dave	8	15	72	9	63	4.2	0	18	7.9
DAVIS, André	9	3	51	0	51	17.0	1	30	5.7
EASLICK, Doug	6	8	34	2	32	4.0	0	18	5.3
HAWKINS, Cullen	11	12	29	0	29	2.4	0	10	2.6
JOHNSON, Emmett	11	4	35	6	29	7.2	0	19	2.6
BRIGGS, Wayne	10	4	11	0	11	2.8	0	5	1.1
NOEL, Grant	3	1	5	0	5	5.0	0	5	1.7
Team	10	8	0	19	-19	-2.4	0	0	-1.9
Total	11	570	3242	267	2975	5.2	46	82	270.5
Opponents	11	374	1462	370	1092	2.9	13	53	99.3

PASSING	G	Effic	Att-Cmp-Int	Pct	Yds	TD	Lng	Avg/G
VICK, Michael	10	127.36	161-87-6	54.0	1234	8	72	123.4
MEYER, Dave	8	118.09	53-25-1	47.2	432	1	69	54.0
NOEL, Grant	3	81.16	10-4-0	40.0	49	0	21	16.3
KENDRICK, André	11	0.00	2-0-0	0.0	0	0	0	0.0
Total	11	122.02	226-116-7	51.3	1715	9	72	155.9
Opponents	11	110.65	354-171-23	48.3	2468	18	80	224.4

TEAM STATISTICS	VT	OPP
SCORING	443	249
Points Per Game	40.3	22.6
FIRST DOWNS	247	185
Rushing	162	70
Passing	72	97
Penalty	13	18
RUSHING YARDAGE	2975	1092
Yards gained rushing	3242	1462
Yards lost rushing	267	370
Rushing Attempts	570	374
Average Per Rush	5.2	2.9
Average Per Game	270.5	99.3
TDs Rushing	46	13
PASSING YARDAGE	1715	2468
Att-Comp-Int	226-116-7	354-171-23
Average Per Pass	7.6	7.0
Average Per Catch	14.8	14.4
Average Per Game	155.9	224.4
TDs Passing	9	18
TOTAL OFFENSE	4690	3560
Total Plays	796	728
Average Per Play	5.9	4.9
Average Per Game	426.4	323.6
KICK RET: #-YARDS	30-568	49-812
PUNT RET: #-YARDS	39-711	17-93
INT RET: #-YARDS	23-227	7-124
KICK RETURN AVG	18.9	16.6
PUNT RETURN AVG	18.2	5.5
INT RETURN AVG	9.9	17.7
FUMBLES-LOST	29-16	14-6
PENALTIES-YARDS	70-613	80-612
Average Per Game	55.7	55.6
PUNTS-YARDS	48-1656	72-2702
Average Per Punt	34.5	37.5
Net punt average	32.6	27.7
TIME OF POSS./GAME	31:23	28:37
3RD-DOWN CONV.	75/148	51/162
3rd-Down Pct	51%	31%
4TH-DOWN CONV.	5/12	3/16
4th-Down Pct	42%	19%
SACKS BY-YARDS	28-180	22-135
MISC YARDS	67	103
TOUCHDOWNS SCORED	61	36
FIELD GOALS-ATTEMPTS	7-9	1-7
PAT-ATTEMPTS	56-59	30-36
ATTENDANCE	337,632	266,286
Games/Avg Per Game	6/56,272	5/53,257

SCORE BY QTRS	1st	2nd	3rd	4th	Total
Virginia Tech	115	130	109	89	443
Opponents	65	69	62	53	249

DEFENSIVE STATISTICS

DEFENSIVE LEADERS	GP	UT	AT	Total	ForLoss	Sacks	Pass Def	Fumbles	Blkd
						No-Yards	Int-Yds	BrUp	QBH
TAYLOR, Ben	11	59	44	103	7-25	1.5-13	2-42	5	9
HOUSERIGHT, J.	11	35	40	75	5-13	0.5-2	5	6	1-11
BIRD, Cory	11	44	26	70	12-48	3.0-18	2-11	7	6
SUMMERS, P.	11	42	24	66	4-28	2.0-17	1-3	3	0
WHITAKER, R.	11	37	24	61	2-3	0	5-76	9	0
BEASLEY, Chad	11	23	35	58	8-23	1.0-6	1-15	5	5
PUGH, David	11	30	27	57	12-63	5.0-35	1-2	4	10
PILE, Willie	11	35	21	56	2-4	0	6-22	10	0
COBB, Lamar	11	17	30	47	5-15	1.0-6	0	2	10
ADIBI, N.	11	28	17	45	8-44	5.0-33	0	1	5
WELCH, Brian	11	26	16	42	3-6	1.0-4	0	1	3
SORENSEN, Nick	11	25	17	42	5-13	1.0-5	0	5	0
HARDEE, Billy	9	17	17	34	2-5	0	0	2	0
GREEN, Eric	11	19	12	31	1-22	0	4-51	12	0
DAVIS, Jim	11	17	11	28	6-32	3.5-23	0	1	5
McCADAM, Kevin	9	11	17	28	1-4	0	0	1	1
WARD, Wayne	11	12	14	26	0	0	0	0	0
WILKINSON, Dan	11	11	12	23	4-12	2.5-8	0	1	2
AUSTIN, Larry	4	13	9	22	0	0	0	4	0
REED, Channing	10	11	10	21	1-10	1.0-10	0	2	0
COLAS, Cols	10	6	14	20	0	0	0	4	0
LEWIS, Kevin	8	7	8	15	3-8	0	0	2	0
WOLFE, Benny	11	7	8	15	0	0	0	2	0
BUTLER, Tee	11	7	6	13	2-2	0	0	0	0
DONAHUE, Mike	11	7	4	11	0	0	0	0	0
KREBS, Chris	11	3	5	8	0	0	0	0	0
JACKSON, TJ	9	5	3	8	0	0	0	0	0
PROVITT, Deon	11	3	5	8	0	0	0	0	0
WITTEN, Shawn	11	6	1	7	0	0	0	0	0
BUIE, Chris	9	2	4	6	0	0	0	0	0
CRAWFORD, M.	9	3	3	6	0	0	0	0	0
WILDS, Garnell	5	3	1	4	0	0	1-5	1	0
ROBINSON, Vegas	5	2	2	4	0	0	0	0	0
COOK, Ron	2	1	1	2	0	0	0	1	0
MARKOGIANNAKIS	4	0	1	1	0	0	0	0	0
WARLEY, Carter	11	0	1	1	0	0	0	0	0
KEISTER, Ken	11	0	1	1	0	0	0	0	0
SLOWIKOWSKI, B.	11	1	0	1	0	0	0	0	0
WYNN, Browning	11	1	0	1	0	0	0	0	0
BRYANT, Derald	3	1	0	1	0	0	0	0	0
SUGGS, Lee	11	1	0	1	1-6	0	0	0	0
Total	11	578	491	1069	94-386	28-180	23-227	79	73
Opponents	11	439	422	861	69-280	22-135	7-124	24	16-103



RECEIVING	G	No.	Yds	Avg	TD	Long	Avg/G
JOHNSON, Emmett	11	34	574	16.9	3	69	52.2
DAVIS, André	9	24	318	13.2	2	64	35.3
WILFORD, E.	11	12	141	11.8	0	17	12.8
WITTEN, Shawn	11	9	88	9.8	0	15	8.0
WYNN, Browning	11	8	167	20.9	1	33	15.2
HAWKINS, Cullen	11	7	97	13.9	1	41	8.8
WARD, Wayne	11	4	54	13.5	0	17	4.9
SLOWIKOWSKI, B.	11	3	101	33.7	1	72	9.2
SUGGS, Lee	11	3	44	14.7	1	23	4.0
FERGUSON, J.	11	3	40	13.3	0	25	3.6
KENDRICK, André	11	3	24	8.0	0	11	2.2
MOODY, Ron	7	3	21	7.0	0	12	3.0
WILLIS, Keith	10	1	21	21.0	0	21	2.1
BRIGGS, Wayne	10	1	17	17.0	0	17	1.7
DONAHUE, Mike	11	1	8	8.0	0	8	0.7
Total	11	116	1715	14.8	9	72	155.9
Opponents	11	171	2468	14.4	18	80	224.4

PUNT RETURNS	No.	Yds	Avg	TD	Long
DAVIS, André	18	396	22.0	3	87
WHITAKER, R.	17	245	14.4	0	61
WARD, Wayne	2	30	15.0	0	6
GREEN, Eric	1	13	13.0	0	0
SUGGS, Lee	1	18	18.0	0	4
BIRD, Cory	0	9	0.0	1	9
Total	39	711	18.2	4	87
Opponents	17	93	5.5	0	23

INTERCEPTIONS	No.	Yds	Avg	TD	Long
PILE, Willie	6	22	3.7	1	11
WHITAKER, R.	5	76	15.2	0	32
GREEN, Eric	4	51	12.8	0	41
BIRD, Cory	2	11	5.5	0	8
TAYLOR, Ben	2	42	21.0	0	42
WILDS, Garnell	1	5	5.0	0	5
BEASLEY, Chad	1	15	15.0	0	15
PUGH, David	1	2	2.0	0	2
SUMMERS, P.	1	3	3.0	0	3
Total	23	227	9.9	1	42
Opponents	7	124	17.7	2	65

KICK RETURNS	No.	Yds	Avg	TD	Long
KENDRICK, André	22	447	20.3	0	40
SUGGS, Lee	3	45	15.0	0	26
HAWKINS, Cullen	2	31	15.5	0	19
WARD, Wayne	2	37	18.5	0	29
WILLIS, Keith	1	8	8.0	0	8
Total	30	568	18.9	0	40
Opponents	49	812	16.6	0	30

FUMBLE RETURNS	No.	Yds	Avg	TD	Long
COBB, Lamar	1	20	20.0	0	20
HOUSERIGHT, J.	1	11	11.0	0	11
ADIBI, N.	1	36	36.0	1	36
BIRD, Cory	1	0	0.0	0	0
Total	4	67	16.8	1	36
Opponents	3	103	34.3	3	51

SCORING	TD	FGs	PATs						DXP	Saf	Points
			Kick	Rush	Rcv	Pass					
SUGGS, Lee	28	0-0	0-0	0-0	0	0-0	0	0	0	168	
WARLEY, Carter	0	7-9	56-57	0-0	0	0-0	0	0	0	77	
VICK, Michael	8	0-0	0-0	0-0	0	0-2	0	0	0	48	
DAVIS, André	6	0-0	0-0	0-0	0	0-0	0	0	0	36	
FERGUSON, J.	6	0-0	0-0	0-0	0	0-0	0	0	0	36	
KENDRICK, André	3	0-0	0-0	0-0	0	0-0	0	0	0	18	
JOHNSON, Emmett	3	0-0	0-0	0-0	0	0-0	0	0	0	18	
BURNELL, Keith	1	0-0	0-0	0-0	0	0-0	0	0	0	6	
ADIBI, N.	1	0-0	0-0	0-0	0	0-0	0	0	0	6	
SLOWIKOWSKI, B.	1	0-0	0-0	0-0	0	0-0	0	0	0	6	
WYNN, Browning	1	0-0	0-0	0-0	0	0-0	0	0	0	6	
PILE, Willie	1	0-0	0-0	0-0	0	0-0	0	0	0	6	
HAWKINS, Cullen	1	0-0	0-0	0-0	0	0-0	0	0	0	6	
BIRD, Cory	1	0-0	0-0	0-0	0	0-0	0	0	0	6	
Team	0	0-0	0-2	0-0	0	0-0	0	0	0	0	
HOUSERIGHT, J.	0	0-0	0-0	0-0	0	0-0	0	0	0	0	
Total	61	7-9	56-59	0-0	0	0-2	0	0	0	443	
Opponents	36	1-7	30-36	0-0	0	0-0	0	0	0	249	

FIELD GOALS	FGM-A	Pct	01-19	20-29	30-39	40-49	50-99	Lg	Bik
WARLEY, Carter	7-9	77.8	0-0	1-1	4-5	2-3	0-0	47	0

PUNTING	No.	Yds	Avg	Long	TB	FC	I-20	Bikd
PEASLEE, Robert	44	1555	35.3	51	3	6	14	1
TAYLOR, Ben	3	101	33.7	42	0	0	1	0
Team	1	0	0.0	0	0	0	0	0
Total	48	1656	34.5	51	3	6	15	1
Opponents	72	2702	37.5	61	3	3	7	4

FG SEQUENCE	Virginia Tech	Opponents
Akron	(32)	48,(22)
East Carolina	(46)	27
Rutgers	-	47
Boston College	-	-
Temple	-	-
West Virginia	-	-
Syracuse	(47)	51,48
Pittsburgh	(35),(38),46,(27)	-
Miami	-	-
Central Florida	(33),35	-
Virginia	-	47

Numbers in (parentheses) indicate field goal was made.

TOTAL OFFENSE	G	Plays	Rush	Pass	Total	Avg/G
VICK, Michael	10	265	617	1234	1851	185.1
SUGGS, Lee	11	222	1207	0	1207	109.7
KENDRICK, André	11	109	547	0	547	49.7
MEYER, Dave	8	68	63	432	495	61.9
FERGUSON, J.	11	40	210	0	210	19.1
BURNELL, Keith	9	17	111	0	111	12.3
WARD, Wayne	11	25	82	0	82	7.5
NOEL, Grant	3	11	5	49	54	18.0
DAVIS, André	9	3	51	0	51	5.7
EASLICK, Doug	6	8	32	0	32	5.3
HAWKINS, Cullen	11	12	29	0	29	2.6
JOHNSON, Emmett	11	4	29	0	29	2.6
BRIGGS, Wayne	10	4	11	0	11	1.1
Team	10	8	-19	0	-19	-1.9
Total	11	796	2975	1715	4690	426.4
Opponents	11	728	1092	2468	3560	323.6

ALL PURPOSE	G	Rush	Rec	PR	KOR	IR	FR	Tot	Avg/G
SUGGS, Lee	11	1207	44	18	45	0	0	1314	119.5
KENDRICK, André	11	547	24	0	447	0	0	1018	92.5
DAVIS, André	9	51	318	396	0	0	0	765	85.0
VICK, Michael	10	617	0	0	0	0	0	617	61.7
JOHNSON, Emmett	11	29	574	0	0	0	0	603	54.8
WHITAKER, R.	11	0	0	245	0	76	0	321	29.2
FERGUSON, J.	11	210	40	0	0	0	0	250	22.7
WARD, Wayne	11	82	54	30	37	0	0	203	18.5
WYNN, Browning	11	0	167	0	0	0	0	167	15.2
HAWKINS, Cullen	11	29	97	0	31	0	0	157	14.3
WILFORD, E.	11	0	141	0	0	0	0	141	12.8
BURNELL, Keith	9	111	0	0	0	0	0	111	12.3
SLOWIKOWSKI, B.	11	0	101	0	0	0	0	101	9.2
WITTEN, Shawn	11	0	88	0	0	0	0	88	8.0
GREEN, Eric	11	0	0	13	0	51	0	64	5.8
MEYER, Dave	8	63	0	0	0	0	0	63	7.9
TAYLOR, Ben	11	0	0	0	0	42	0	42	3.8
ADIBI, N.	11	0	0	0	0	0	36	36	3.3
EASLICK, Doug	6	32	0	0	0	0	0	32	5.3
WILLIS, Keith	10	0	21	0	8	0	0	29	2.9
BRIGGS, Wayne	10	11	17	0	0	0	0	28	2.8
PILE, Willie	11	0	0	0	0	22	0	22	2.0
MOODY, Ron	7	0	21	0	0	0	0	21	3.0
COBB, Lamar	11	0	0	0	0	0	20	20	1.8
BIRD, Cory	11	0	0	9	0	11	0	20	1.8
BEASLEY, Chad	11	0	0	0	0	15	0	15	1.4
HOUSERIGHT, J.	11	0	0	0	0	0	11	11	1.0
DONAHUE, Mike	11	0	8	0	0	0	0	8	0.7
WILDS, Garnell	5	0	0	0	0	5	0	5	0.8
NOEL, Grant	3	5	0	0	0	0	0	5	1.7
SUMMERS, P.	11	0	0	0	0	3	0	3	0.3
PUGH, David	11	0	0	0	0	2	0	2	0.2
Team	10	-19	0	0	0	0	0	-19	-1.9
Total	11	2975	1715	711	568	227	67	6263	569.4
Opponents	11	1092	2468	93	812	124	103	4692	426.5



DE Lamar Cobb tied for the team lead in QB hurries with 10.



2000 Season Superlatives



Fullback Cullen Hawkins scored on this reception against Temple.

Tech Individual Game Highs

Rushes	30	SUGGS, Lee at Central Florida (Nov 11, 2000)
Yards Rushing	210	VICK, Michael at Boston College (Sep 30, 2000)
TD Rushes	5	SUGGS, Lee at Central Florida (Nov 11, 2000)
Long Rush	82	VICK, Michael at Boston College (Sep 30, 2000)
Pass attempts	28	VICK, Michael vs Temple (Oct 07, 2000)
Pass completions	16	VICK, Michael vs Virginia (Nov 25, 2000)
Yards Passing	233	VICK, Michael vs West Virginia (Oct 12, 2000)
TD Passes	2	VICK, Michael vs Akron (Sep 02, 2000)
		VICK, Michael vs West Virginia (Oct 12, 2000)
Long Pass	72	VICK, Michael vs West Virginia (Oct 12, 2000)
Receptions	7	JOHNSON, Emmett vs Pittsburgh (Oct 28, 2000)
Yards Receiving	127	DAVIS, André vs West Virginia (Oct 12, 2000)
TD Receptions	1	JOHNSON, Emmett vs Akron (Sep 02, 2000)
		DAVIS, André vs Akron (Sep 02, 2000)
		WYNN, Browning at East Carolina (Sep 07, 2000)
		JOHNSON, Emmett vs Rutgers (Sep 16, 2000)
		HAWKINS, Cullen vs Temple (Oct 07, 2000)
		DAVIS, André vs West Virginia (Oct 12, 2000)
		SLOWIKOWSKI, B. vs West Virginia (Oct 12, 2000)
		JOHNSON, Emmett at Miami (Nov 04, 2000)
		SUGGS, Lee vs Virginia (Nov 25, 2000)
Long Reception	72	SLOWIKOWSKI, B. vs West Virginia (Oct 12, 2000)
Field Goals	3	WARLEY, Carter vs Pittsburgh (Oct 28, 2000)
Long Field Goal	47	WARLEY, Carter at Syracuse (Oct 21, 2000)
Punts	8	PEASLEE, Robert at Miami (Nov 04, 2000)
Punting Avg	45.7	PEASLEE, Robert vs Rutgers (Sep 16, 2000)
Long Punt	51	PEASLEE, Robert at Syracuse (Oct 21, 2000)
		PEASLEE, Robert vs Virginia (Nov 25, 2000)
Long Punt Return	87	DAVIS, André at East Carolina (Sep 07, 2000)
Long Kickoff Return	40	KENDRICK, André at Central Florida (Nov 11, 2000)
Tackles	18	TAYLOR, Ben at East Carolina (Sep 07, 2000)
Sacks	2	PUGH, David vs Temple (Oct 07, 2000)
		DAVIS, Jim vs Temple (Oct 07, 2000)
		PUGH, David vs Pittsburgh (Oct 28, 2000)
		BIRD, Cory at Central Florida (Nov 11, 2000)
		ADIBI, N. at Central Florida (Nov 11, 2000)
Interceptions	3	PILE, Willie at Syracuse (Oct 21, 2000)

Tech Team Game Highs

Rushes	61	vs Pittsburgh (Oct 28, 2000)
Yards Rushing	420	at Central Florida (Nov 11, 2000)
Yards Per Rush	7.4	at Boston College (Sep 30, 2000)
TD Rushes	6	vs Rutgers (Sep 16, 2000)
		at Boston College (Sep 30, 2000)
Pass attempts	30	at Miami (Nov 04, 2000)
Pass completions	16	vs Virginia (Nov 25, 2000)
Yards Passing	234	at Miami (Nov 04, 2000)
Yards Per Pass	13.4	vs Akron (Sep 02, 2000)
TD Passes	2	vs Akron (Sep 02, 2000)
		vs West Virginia (Oct 12, 2000)
Total Plays	89	vs Pittsburgh (Oct 28, 2000)
Total Offense	549	vs Akron (Sep 02, 2000)
Yards Per Play	8.6	vs Akron (Sep 02, 2000)
Points	52	vs Akron (Sep 02, 2000)
Sacks By	6	vs Temple (Oct 07, 2000)
		at Central Florida (Nov 11, 2000)
First Downs	30	vs Pittsburgh (Oct 28, 2000)
Penalties	13	at Boston College (Sep 30, 2000)
Penalty Yards	90	at Boston College (Sep 30, 2000)
Turnovers	4	vs Akron (Sep 02, 2000)
Interceptions By	4	vs Rutgers (Sep 16, 2000)
		at Syracuse (Oct 21, 2000)
		at Central Florida (Nov 11, 2000)

Opponent Individual Game Highs

Rushes	28	JACKSON, James, at Miami (Nov 04, 2000)
Yards Rushing	145	JACKSON, James, at Miami (Nov 04, 2000)
TD Rushes	2	GREEN, William, at Boston College (Sep 30, 2000)
		FOREMAN, Tyree, vs Virginia (Nov 25, 2000)
Long Rush	53	WOMACK, A., vs Virginia (Nov 25, 2000)
Pass attempts	41	SCHNEIDER, Ryan, at Central Florida (Nov 11, 2000)
Pass completions	25	SCHNEIDER, Ryan, at Central Florida (Nov 11, 2000)
Yards Passing	346	SCHNEIDER, Ryan, at Central Florida (Nov 11, 2000)
TD Passes	4	TURMAN, John, vs Pittsburgh (Oct 28, 2000)
Long Pass	80	DORSEY, Ken, at Miami (Nov 04, 2000)
Receptions	10	HINSHAW, Tyson, at Central Florida (Nov 11, 2000)
Yards Receiving	155	JACKSON, M., at Syracuse (Oct 21, 2000)
TD Receptions	3	BRYANT, Antonio, vs Pittsburgh (Oct 28, 2000)
Long Reception	80	MOSS, Santana, at Miami (Nov 04, 2000)
Field Goals	1	DERR, Zac, vs Akron (Sep 02, 2000)
Long Field Goal	22	DERR, Zac, vs Akron (Sep 02, 2000)
Punts	9	RADU, George, vs Temple (Oct 07, 2000)
		ABRAMS, Mike, vs Virginia (Nov 25, 2000)
Punting Avg	49.5	SHAFER, Mike, at Syracuse (Oct 21, 2000)
Long Punt	61	CAPSHAW, Freddie, at Miami (Nov 04, 2000)
Long Punt Return	23	BROWN, Antonio, vs West Virginia (Oct 12, 2000)
Long Kickoff Return	30	DANIELS, DuJuan, at Boston College (Sep 30, 2000)
Tackles	17	ISABELLE, Y., vs Virginia (Nov 25, 2000)
Sacks	5	FREENEY, Dwight, at Syracuse (Oct 21, 2000)
Interceptions	2	REED, Edward, at Miami (Nov 04, 2000)

Opponent Team Game Highs

Rushes	44	vs Akron (Sep 02, 2000)
Yards Rushing	213	at Boston College (Sep 30, 2000)
Yards Per Rush	5.3	at Boston College (Sep 30, 2000)
TD Rushes	3	at Boston College (Sep 30, 2000)
		vs Virginia (Nov 25, 2000)
Pass attempts	49	vs Rutgers (Sep 16, 2000)
Pass completions	28	at Central Florida (Nov 11, 2000)
Yards Passing	362	at Central Florida (Nov 11, 2000)
Yards Per Pass	12.3	at Miami (Nov 04, 2000)
TD Passes	4	vs Pittsburgh (Oct 28, 2000)
Total Plays	86	at East Carolina (Sep 07, 2000)
Total Offense	466	at Miami (Nov 04, 2000)
Yards Per Play	7.5	at Miami (Nov 04, 2000)
Points	41	at Miami (Nov 04, 2000)
Sacks By	8	at Syracuse (Oct 21, 2000)
First Downs	24	at Central Florida (Nov 11, 2000)
Penalties	12	at Syracuse (Oct 21, 2000)
Penalty Yards	85	at Central Florida (Nov 11, 2000)
Turnovers	6	at Central Florida (Nov 11, 2000)
Interceptions By	2	vs Temple (Oct 07, 2000)
		at Miami (Nov 04, 2000)

BIG EAST Conference



2000 BIG EAST Football Awards

BIG EAST
Offensive Players of the Year
LEE SUGGS, VIRGINIA TECH
 ANTONIO BRYANT,
 PITTSBURGH
 SANTANA MOSS, MIAMI

BIG EAST Special Teams
Player of the Year
 SANTANA MOSS, MIAMI

BIG EAST Rookie of the Year
 GRANT WILEY, WEST VIRGINIA

BIG EAST
Defensive Player of the Year
 DAN MORGAN, MIAMI

BIG EAST Coach of the Year
 BUTCH DAVIS, MIAMI



FINAL 2000 STANDINGS

School	Conference		Overall	
	Rec.	Pct.	Rec.	Pct.
Miami	7-0	1.000	10-1	.909
Virginia Tech	6-1	.857	10-1	.909
Pittsburgh	4-3	.571	7-4	.636
Syracuse	4-3	.571	6-5	.545
Boston College	3-4	.429	6-5	.545
West Virginia	3-4	.429	6-5	.545
Temple	1-6	.143	4-7	.364
Rutgers	0-7	.000	3-8	.273

2000 ALL-BIG EAST TEAMS

First Team Offense

Pos.	Player	School	Ht.	Wt.	Cl.
WR	Santana Moss	Miami	5-10	180	Sr.
WR	Antonio Bryant	Pittsburgh	6-2	185	So.
OT	Dave Kadela	Virginia Tech	6-6	287	Sr.
OG	Joaquin Gonzalez	Miami	6-5	290	Jr.
C	Jeff McCurley	Pittsburgh	6-5	290	Sr.
OG	Paul Zukauskas	Boston College	6-6	306	Sr.
OT	Bryant McKinnie	Miami	6-9	330	Jr.
TE	Jeremy Shockey	Miami	6-5	240	So.
QB	Ken Dorsey	Miami	6-5	195	So.
RB	Lee Suggs**	Virginia Tech	6-0	207	So.
RB	William Green	Boston College	6-1	215	So.
PK	Mike Sutphin	Boston College	6-2	197	Sr.
KR/PR	Santana Moss	Miami	5-10	180	Sr.

Second Team Offense

Pos.	Player	School	Ht.	Wt.	Cl.
WR	Reggie Wayne	Miami	6-1	195	Sr.
WR	Khori Ivy	West Virginia	6-3	195	Sr.
OT	Matt Lehr	Virginia Tech	6-2	285	Sr.
OG	Paul LaQuerre	Boston College	6-3	292	Sr.
C	Dan Koppen	Boston College	6-3	288	So.
OG	Rich Mazza	Rutgers	6-3	280	Sr.
OT	Michael Cook	Boston College	6-5	325	Sr.
TE	Browning Wynn	Virginia Tech	6-3	230	Jr.
TE	Robert Ellis	Boston College	6-5	253	Sr.
QB	Michael Vick	Virginia Tech	6-1	214	So.
RB	James Jackson	Miami	5-11	215	Sr.
RB	Avon Cobourne	West Virginia	5-9	195	So.
PK	Carter Warley	Virginia Tech	5-11	184	Fr.
KR/PR	André Davis	Virginia Tech	6-1	199	Jr.



Michael Traghese
 BIG EAST
 Commissioner



John Paquette
 Associate
 Commissioner for
 Communications



Rob Carolla
 Assistant Director
 of Communications

First Team Defense

Pos.	Player	School	Ht.	Wt.	Cl.
DL	Damione Lewis**	Miami	6-3	295	Sr.
DL	Dwight Freeney**	Syracuse	6-1	245	Jr.
DL	David Pugh	Virginia Tech	6-3	271	Jr.
DL	Bryan Knight	Pittsburgh	6-2	230	Jr.
LB	Dan Morgan**	Miami	6-3	245	Sr.
LB	Morlon Greenwood	Syracuse	6-1	234	Sr.
LB	Clifton Smith	Syracuse	6-2	254	So.
LB	Ben Taylor	Virginia Tech	6-2	226	Jr.
CB	Will Allen	Syracuse	5-10	190	Sr.
CB	Mike Rumph	Miami	6-2	200	Jr.
S	Edward Reed	Miami	6-0	190	Jr.
S	Al Blades	Miami	6-2	205	Sr.
P	Freddie Capshaw	Miami	5-11	180	So.

** - unanimous selection

Second Team Defense

Pos.	Player	School	Ht.	Wt.	Cl.
DL	Duke Pettijohn	Syracuse	6-2	251	Sr.
DL	Russell Newman	Temple	6-2	253	Jr.
DL	Chad Beasley	Virginia Tech	6-5	277	Jr.
DL	Eric Downing	Syracuse	6-4	306	Sr.
DL	Rickie Simpkins	Syracuse	6-3	302	Sr.
LB	Gerald Hayes	Pittsburgh	6-3	235	So.
LB	LeVar Talley	Temple	5-11	223	Sr.
LB	Wesley Robertson	Rutgers	6-2	225	Sr.
CB	Leonard Myers	Miami	6-0	200	Sr.
CB	Ronyell Whitaker	Virginia Tech	5-9	193	So.
S	Ramon Walker	Pittsburgh	6-0	195	So.
S	Cory Bird	Virginia Tech	5-10	219	Sr.
P	Mark Fazzolari	West Virginia	6-0	190	So.

Ties in the voting created additional positions for Offensive Player of the Year, linebacker (first team), defensive line (second team) and tight end (second team).

BIG EAST DIRECTORY

The BIG EAST Conference (401) 453-0660 – Communications
 222 Richmond Street (401) 272-9108 – Switchboard
 Providence, RI 02903 (401) 751-8540 – Fax
www.bigeast.org



2000 BIG EAST Statistics

Ronyell Whitaker (right) and André Davis helped the Hokies finish among the national leaders in punt return average.



RUSHING	Team	Cl	G	Att	Yds	Avg	TD	Yds/G
SUGGS, Lee	VT	SO	11	222	1207	5.4	27	109.7
GREEN, William	BC	SO	11	187	1164	6.2	14	105.8
COBOURNE, Avon	WVU	SO	9	197	893	4.5	6	99.2
BARLOW, Kevan	UP	SR	11	197	1053	5.3	8	95.7
SHARPS, Tanardo	TU	SO	11	201	1038	5.2	10	94.4
BROWN, Dee	SU	SR	11	172	1031	6.0	9	93.7
JACKSON, James	UM	SR	11	201	1006	5.0	11	91.5
MUNGRO, James	SU	JR	10	115	797	6.9	7	79.7
WASHINGTON, Cedric	BC	SR	10	152	676	4.4	5	67.6
VICK, Michael	VT	SO	10	104	617	5.9	8	61.7

PASSING AVG/GAME	Team	Cl	G	Att	Cmp	Int	Pct.	Yds	TD	Avg/G
DORSEY, Ken	UM	SO	11	322	188	5	58.4	2737	25	248.8
McMAHON, Mike	RU	SR	10	340	169	17	49.7	2157	18	215.7
TURMAN, John	UP	SR	11	233	128	7	54.9	2135	18	194.1
HASSELBECK, Tim	BC	SR	10	229	124	9	54.1	1810	16	181.0
LEWIS, Brad	WVU	JR	10	223	108	7	48.4	1501	8	150.1
SCOTT, Devin	TU	JR	11	216	136	7	63.0	1456	5	132.4
NUNES, Troy	SU	SO	11	154	94	14	61.0	1366	8	124.2
VICK, Michael	VT	SO	10	161	87	6	54.0	1234	8	123.4

TOTAL OFFENSE	Team	Cl	G	Rush	Pass	Plays	Total	Yds/G
DORSEY, Ken	UM	SO	11	-23	2737	338	2714	246.7
McMAHON, Mike	RU	SR	10	243	2157	408	2400	240.0
HASSELBECK, Tim	BC	SR	10	141	1810	268	1951	195.1
TURMAN, John	UP	SR	11	-18	2135	298	2117	192.5
VICK, Michael	VT	SO	10	617	1234	265	1851	185.1
LEWIS, Brad	WVU	JR	10	-26	1501	258	1475	147.5
NUNES, Troy	SU	SO	11	106	1366	232	1472	133.8
SCOTT, Devin	TU	JR	11	-6	1456	285	1450	131.8
SUGGS, Lee	VT	SO	11	1207	0	222	1207	109.7
GREEN, William	BC	SO	11	1164	0	187	1164	105.8

RECEIVING YDS/GAME	Team	Cl	G	Rec	Yds	TD	Avg/C	Yds/G
BRYANT, Antonio	UP	SO	10	68	1302	11	19.1	130.2
WAYNE, Reggie	UM	SR	11	43	755	10	17.6	68.6
MOSS, Santana	UM	SR	11	45	748	5	16.6	68.0
BROWN, Antonio	WVU	JR	11	45	721	1	16.0	65.5
IVY, Khorl	WVU	SR	11	41	707	5	17.2	64.3
DEWALT, Dedrick	BC	JR	11	38	676	8	17.8	61.5
GRIM, Latef	UP	SR	11	39	595	2	15.3	54.1
JOHNSON, Emmett	VT	JR	11	34	574	3	16.9	52.2
JOHNSON, Errol	RU	SR	11	46	555	5	12.1	50.5
MUCKERSON, Greg	TU	JR	10	41	487	2	11.9	48.7

ALL-PURPOSE	Team	Cl	G	Rush	Rcv	PR	KR	Yds	Avg/G
BRYANT, Antonio	UP	SO	10	0	1302	181	0	1483	148.3
MOSS, Santana	UM	SR	11	201	748	655	0	1604	145.8
SHARPS, Tanardo	TU	SO	11	1038	107	0	397	1542	140.2
GREEN, William	BC	SO	11	1164	78	0	199	1441	131.0
SUGGS, Lee	VT	SO	11	1207	44	18	45	1314	119.5
THOMAS, Dennis	RU	JR	11	587	223	0	447	1257	114.3
BARLOW, Kevan	UP	SR	11	1053	134	0	0	1187	107.9
COBOURNE, Avon	WVU	SO	9	893	63	0	0	956	106.2
BROWN, Dee	SU	SR	11	1031	90	0	0	1121	101.9
JACKSON, James	UM	SR	11	1006	56	0	0	1062	96.5

INTERCEPTIONS	Team	Cl	G	Int	Yds	TD
REED, Edward	UM	JR	11	8	92	2
WALLS, Lenny	BC	JR	11	6	29	1
PILE, Willie	VT	SO	11	6	22	1
ROBINSON, Shawn	UP	SO	11	6	-6	0
BRYANT, Richard	WVU	JR	10	5	145	1
WHITAKER, Ronyell	VT	SO	11	5	76	0
WHITE, Shahib	RU	SR	9	4	80	0
GREEN, Eric	VT	FR	11	4	51	0

PASS EFFICIENCY	Team	Cl	G	Att	Cmp	Int	Pct.	Yds	TD	Eff.
DORSEY, Ken	UM	SO	11	322	188	5	58.4	2737	25	152.3
TURMAN, John	UP	SR	11	233	128	7	54.9	2135	18	151.4
HASSELBECK, Tim	BC	SR	10	229	124	9	54.1	1810	16	135.7
NUNES, Troy	SU	SO	11	154	94	14	61.0	1366	8	134.5
VICK, Michael	VT	SO	10	161	87	6	54.0	1234	8	127.4
SCOTT, Devin	TU	JR	11	216	136	7	63.0	1456	5	120.7

PUNT RETURNS	Team	Cl	G	Ret	Yds	TD	Avg
DAVIS, André	VT	JR	9	18	396	3	22.0
MOSS, Santana	UM	SR	11	36	655	4	18.2
WHITAKER, Ronyell	VT	SO	11	17	245	0	14.4
BRYANT, Antonio	UP	SO	10	16	181	0	11.3
CAMPBELL, Malik	SU	JR	11	32	338	0	10.6
CARTY, Sean	RU	SO	11	15	141	0	9.4
DEWALT, Dedrick	BC	JR	11	23	206	1	9.0

SCORING	Team	Cl	G	TD	XPT	FG	Pts	Pts/G
SUGGS, Lee	VT	SO	11	28	0	0	168	15.3
GREEN, William	BC	SO	11	15	0	0	90	8.2
SIEVERS, Todd	UM	SO	11	0	52	11	85	7.7
JACKSON, James	UM	SR	11	13	0	0	78	7.1
WARLEY, Carter	VT	FR	11	0	56	7	77	7.0
SUTPHIN, Mike	BC	SR	11	0	38	12	74	6.7
BRYANT, Antonio	UP	SO	10	11	0	0	66	6.6
BROWN, Dee	SU	SR	11	11	2	0	68	6.2
MOSS, Santana	UM	SR	11	11	0	0	66	6.0
WAYNE, Reggie	UM	SR	11	10	0	0	60	5.5

SCORING (TDs)	Team	Cl	G	TD	Rush	Pass	Ret	PAT	Pts	Pts/G
SUGGS, Lee	VT	SO	11	28	27	1	0	0	168	15.3
GREEN, William	BC	SO	11	15	14	1	0	0	90	8.2
JACKSON, James	UM	SR	11	13	11	2	0	0	78	7.1
BRYANT, Antonio	UP	SO	10	11	0	11	0	0	66	6.6
BROWN, Dee	SU	SR	11	11	9	2	0	1	68	6.2
MOSS, Santana	UM	SR	11	11	2	5	4	0	66	6.0
SHARPS, Tanardo	TU	SO	11	10	10	0	0	0	60	5.5
WAYNE, Reggie	UM	SR	11	10	0	10	0	0	60	5.5
REGO, Cooper	WVU	JR	10	9	9	0	0	0	54	5.4
DEWALT, Dedrick	BC	JR	11	9	0	8	1	0	54	4.9

SCORING (KICK)	Team	Cl	G	PATs	FGs	Pts	Pts/G
SIEVERS, Todd	UM	SO	11	52-58	11-17	85	7.7
WARLEY, Carter	VT	FR	11	56-57	7-9	77	7.0
SUTPHIN, Mike	BC	SR	11	38-40	12-14	74	6.7
LOTZ, Nick	UP	JR	11	29-31	10-15	59	5.4
SHAFER, Mike	SU	SO	11	35-37	7-20	56	5.1
POKLEMB, Cap	TU	SO	11	26-27	9-13	53	4.8
OHLIGER, Jon	WVU	SR	11	27-31	8-14	51	4.6
BARONE, Steve	RU	JR	11	29-31	6-13	47	4.3
SCHORTINO, Sandro	BC	FR	9	3-3	0-0	3	0.3

FIELD GOALS	Team	Cl	G	FG	FGA	Pct.	FG/G
SUTPHIN, Mike	BC	SR	11	12	14	85.7	1.09
SIEVERS, Todd	UM	SO	11	11	17	64.7	1.00
LOTZ, Nick	UP	JR	11	10	15	66.7	0.91
POKLEMB, Cap	TU	SO	11	9	13	69.2	0.82
OHLIGER, Jon	WVU	SR	11	8	14	57.1	0.73
WARLEY, Carter	VT	FR	11	7	9	77.8	0.64
SHAFER, Mike	SU	SO	11	7	20	35.0	0.64
BARONE, Steve	RU	JR	11	6	13	46.2	0.55

FIELD GOAL PCT	Team	Cl	G	FG	FGA	Long	Pct.
SUTPHIN, Mike	BC	SR	11	12	14	43	85.7
WARLEY, Carter	VT	FR	11	7	9	47	77.8
POKLEMB, Cap	TU	SO	11	9	13	42	69.2
LOTZ, Nick	UP	JR	11	10	15	48	66.7
SIEVERS, Todd	UM	SO	11	11	17	40	64.7
OHLIGER, Jon	WVU	SR	11	8	14	50	57.1
BARONE, Steve	RU	JR	11	6	13	35	46.2
SHAFER, Mike	SU	SO	11	7	20	37	35.0



TACKLES (All positions)

Player	Team	Cl	G	Pos	UA	A	Total	Avg/G	Sack
MORGAN, Dan	UM	SR	11	LB	92	46	138	12.5	4.0
TALLEY, LeVar	TU	SR	11	LB	74	61	135	12.3	4.0
HAYES, Gerald	UP	SO	10	LB	59	45	104	10.4	3.0
SUMAN, Taylor	TU	JR	11	LB	58	52	110	10.0	1.0
SMITH, Clifton	SU	SO	11	LB	61	47	108	9.8	0.0
TAYLOR, Ben	VT	JR	11	LB	59	44	103	9.4	1.5
HACKETT, Shawn	WVU	JR	11	DB	63	38	101	9.2	0.0
GREENWOOD, Morlon	SU	SR	11	LB	54	44	98	8.9	0.0
SHERRON, Rick	WVU	JR	11	DB	56	40	96	8.7	0.0
KAYDEN, Kyle	WVU	JR	11	LB	64	30	94	8.5	3.0
WALLACE, Jamal	TU	JR	11	SAF	65	26	91	8.3	1.0
WILEY, Grant	WVU	FR	11	LB	55	35	90	8.2	3.0
ROBERTSON, Wesley	RU	SR	10	LB	54	26	80	8.0	8.0
BLADES, Al	UM	SR	11	SS	46	41	87	7.9	1.0
JOHNSON, Ramon	BC	SR	11	DB	59	26	85	7.7	0.0
WALKER, Keon	SU	SO	11	SS	58	27	85	7.7	0.0
SIMPKINS, Rick	SU	SR	9	DT	23	46	69	7.7	1.5
PURIFOY, Amir	UP	JR	11	LB	48	33	81	7.4	2.0
REED, Edward	UM	JR	11	SS	56	24	80	7.3	0.0

TACKLE FOR LOSS

Player	Team	Cl	Num	Yards
KNIGHT, Bryan	UP	JR	26	141
ROBERTSON, Wesley	RU	SR	18	74
FREENEY, Dwight	SU	JR	18	115
NEWMAN, Russell	TU	JR	15	65
MORGAN, Dan	UM	SR	15	42
PETTIIJOHN, Duke	SU	SR	14	59
WILEY, Grant	WVU	FR	13	48
PUGH, David	VT	JR	12	63
BIRD, Cory	VT	SR	12	48

SACKS

Player	Team	Cl	G	Pos	UA	A	Yds	Total
FREENEY, Dwight	SU	JR	7	DE	12	2	95	13.0
KNIGHT, Bryan	UP	JR	11	DL	11	1	106	11.5
ROBERTSON, Wesley	RU	SR	10	LB	8	0	36	8.0
PETTIIJOHN, Duke	SU	SR	10	DE	7	1	49	7.5
GUTHRIE, Sean	BC	JR	11	DE	6	0	35	6.0
DAVIS, James	WVU	SO	11	LB	6	0	47	6.0
NEWMAN, Russell	TU	JR	10	DT	5	1	39	5.5
HEGGIE, Torrance	RU	JR	9	DE	4	2	49	5.0
PUGH, David	VT	JR	11	DT	5	0	35	5.0
ADIBI, Nathaniel	VT	FR	11	DE	5	0	33	5.0

FINAL 2000 BIG EAST REGULAR-SEASON TEAM RANKINGS

SCORING OFFENSE

Team	G	TD	XP	2XP	DXP	FG	Saf	Pts	Avg
Miami	11	63	54	1	0	11	1	469	42.6
Virginia Tech	11	61	56	0	0	7	0	443	40.3
Boston College	11	45	41	0	0	12	0	347	31.5
West Virginia	11	40	32	0	0	11	1	307	27.9
Syracuse	11	39	35	2	0	7	0	294	26.7
Pittsburgh	11	34	29	1	0	10	1	267	24.3
Rutgers	11	31	29	0	0	6	0	233	21.2
Temple	11	28	27	0	0	9	1	224	20.4

SCORING DEFENSE

Team	G	TD	XP	2XP	DXP	FG	Saf	Pts	Avg
Miami	11	23	20	0	0	4	0	170	15.5
Pittsburgh	11	26	19	1	0	11	0	210	19.1
Syracuse	11	24	19	1	0	15	1	212	19.3
Virginia Tech	11	36	30	0	0	1	0	249	22.6
Boston College	11	33	32	0	0	10	0	260	23.6
Temple	11	36	33	0	0	6	1	269	24.5
West Virginia	11	43	41	0	0	8	1	325	29.5
Rutgers	11	55	51	1	0	4	2	399	36.3

PASS OFFENSE

Team	G	Att	Cmp	Int	Pct.	Yds	Avg	TD	Yds/G
Pittsburgh	11	339	185	11	54.6	2964	8.7	23	269.5
Miami	11	340	198	5	58.2	2926	8.6	26	266.0
Rutgers	11	421	206	21	48.9	2518	6.0	19	228.9
Boston College	11	307	171	12	55.7	2353	7.7	20	213.9
West Virginia	11	324	151	10	46.6	2282	7.0	11	207.5
Temple	11	323	179	16	55.4	1976	6.1	8	179.6
Syracuse	11	247	137	19	55.5	1881	7.6	10	171.0
Virginia Tech	11	226	116	7	51.3	1715	7.6	9	155.9

PASS DEFENSE

Team	G	Att	Cmp	Int	Pct.	Yds	Avg	TD	Yds/G
Boston College	11	289	138	16	47.8	1850	6.4	13	168.2
Syracuse	11	326	148	7	45.4	1937	5.9	9	176.1
Temple	11	308	169	10	54.9	2162	7.0	14	196.5
Rutgers	11	306	181	8	59.2	2213	7.2	14	201.2
Miami	11	428	216	23	50.5	2427	5.7	11	220.6
Virginia Tech	11	354	171	23	48.3	2468	7.0	18	224.4
Pittsburgh	11	387	203	13	52.5	2486	6.4	11	226.0
West Virginia	11	367	209	19	56.9	2563	7.0	18	233.0

RUSHING OFFENSE

Team	G	Att	Yds	Avg	TD	Yds/G
Virginia Tech	11	570	2975	5.2	46	270.5
Syracuse	11	509	2280	4.5	27	207.3
Boston College	11	461	2211	4.8	22	201.0
Miami	11	434	2143	4.9	24	194.8
West Virginia	11	451	1549	3.4	20	140.8
Temple	11	416	1436	3.5	18	130.5
Pittsburgh	11	425	1426	3.4	10	129.6
Rutgers	11	346	1161	3.4	10	105.5

RUSHING DEFENSE

Team	G	Rush	Yards	Avg.	TD	Yds/G
Virginia Tech	11	374	1092	2.9	13	99.3
Pittsburgh	11	417	1097	2.6	11	99.7
Miami	11	392	1241	3.2	11	112.8
Syracuse	11	396	1494	3.8	12	135.8
Temple	11	437	1505	3.4	20	136.8
West Virginia	11	418	1611	3.9	19	146.5
Boston College	11	481	2338	4.9	15	212.5
Rutgers	11	574	2444	4.3	37	222.2



Newcomers Eric Green (1) and Billy Hardee (25) both saw starting time in the Tech secondary in 2000.

TOTAL OFFENSE

Team	G	Rush	Pass	Plays	Yards	Avg/P	TD	Yds/G
Miami	11	2143	2926	774	5069	6.5	50	460.8
Virginia Tech	11	2975	1715	796	4690	5.9	55	426.4
Boston College	11	2211	2353	768	4564	5.9	42	414.9
Pittsburgh	11	1426	2964	764	4390	5.7	33	399.1
Syracuse	11	2280	1881	756	4161	5.5	37	378.3
West Virginia	11	1549	2282	775	3831	4.9	31	348.3
Rutgers	11	1161	2518	767	3679	4.8	29	334.5
Temple	11	1436	1976	739	3412	4.6	26	310.2

TOTAL DEFENSE

Team	G	Rush	Pass	Plys	Yards	Avg	TD	Yds/G
Syracuse	11	1494	1937	722	3431	4.8	21	311.9
Virginia Tech	11	1092	2468	728	3560	4.9	31	323.6
Pittsburgh	11	1097	2486	804	3583	4.5	22	325.7
Temple	11	1505	2162	745	3667	4.9	34	333.4
Miami	11	1241	2427	820	3668	4.5	22	333.5
West Virginia	11	1611	2563	785	4174	5.3	37	379.5
Boston College	11	2338	1850	770	4188	5.4	28	380.7
Rutgers	11	2444	2213	880	4657	5.3	51	423.4

PUNT RETURNS

Team	G	Ret	Yds	TD	Avg
Miami	11	45	832	5	18.5
Virginia Tech	11	39	711	4	18.2
Syracuse	11	41	443	1	10.8
Rutgers	11	28	273	1	9.8
Boston College	11	24	217	1	9.0
Pittsburgh	11	32	268	0	8.4
Temple	11	23	184	0	8.0
West Virginia	11	32	233	0	7.3

SACKS BY

Team	G	Sacks	Yds
Pittsburgh	11	35	272
Virginia Tech	11	28	180
West Virginia	11	27	168
Syracuse	11	27	214
Miami	11	24	134
Rutgers	11	23	147
Temple	11	22	145
Boston College	11	20	113



Tech's Bowl History

Hokies Earn Eighth Straight Bowl Trip With Bid to the 2001 Toyota Gator Bowl

With its invitation to the 2001 Toyota Gator Bowl in Jacksonville, Fla., Virginia Tech will become one of just seven teams in the nation to make its eight straight bowl appearance.

Last season, after a perfect 11-0 regular season campaign, the Hokies returned to the Nokia Sugar Bowl — this time for the national championship.

Tech once again put on a great show after a furious comeback led by quarterback Michael Vick. The Hokies led heavily-favored Florida State heading into the fourth quarter before falling to the top-ranked Seminoles, 46-29.

Tech's 28-10 Nokia Sugar Bowl victory over Texas in 1995 stands alone as the Hokies' biggest win in football postseason play. But the Techmen always seem to find a way to create a special brand of excitement anytime they line up in a bowl game.

The 1995 Sugar Bowl was special, indeed. It was, at the time, the most prestigious bowl appearance ever for the Hokies and they made the most of it. Tech overcame a 10-point deficit to beat Texas and score one of the most stirring victories in the school's athletic history.

The momentum changed dramatically when game MVP Bryan Still returned a punt 60 yards for a Tech touchdown with 2:34 left in the first half.

Tech got the lead in the third quarter at 14-10 on a one-yard plunge by Marcus Parker. Then Still got back into the act. He hauled in a



Quarterback Michael Vick captured the attention of the nation in the 2000 Sugar Bowl.

54-yard touchdown pass from quarterback Jim Druckenmiller on a play that spelled doom for the Longhorns.

It was Tech's defense that accounted for the team's final touchdown with 5:06 left in the game. All-American Cornell Brown picked up his second sack of the game, causing a fumble. Tackle Jim Baron scooped up the ball and ran 20 yards to score.

In 1996, the Hokies played Nebraska in another Alliance bowl, the FedEx Orange Bowl.

That game, too, was a pressure

cooker from start to finish. Nebraska won, 41-21, but had led by only three points at 24-21 late in the third quarter.

Other bowl games also have provided high excitement for Tech fans.

Who will ever forget The Kick? It ended perhaps the most stirring bowl game of the 1986 season as Virginia Tech's Chris Kinzer booted a 40-yard field goal to vault the Hokies past North Carolina State in the New Peach Bowl. The 25-24 victory came with no time showing on the clock and provided Tech with one of its top moments in football history.

The winning drive started with 1:53 remaining in the game. Tech covered 57 yards in 11 plays to move to the State 23-yard line. In the drive, Tech converted a crucial fourth-and-three to

move to the N.C. State 28-yard line with 15 seconds remaining. Tech was whistled for holding on the next play which forced the Hokies to try for a game-winning touchdown pass. Tech wingback David Everett was interfered with by a Wolfpack defender at the goal line and that set up the big moment for Kinzer.

Almost as dynamic was Tech's 45-20 win over Indiana of the Big Ten Conference in the 1993 Independence Bowl game.

The last minute of the first half of the Independence Bowl will be most remembered for its unbelievable action-packed ending. Virginia Tech was leading Indiana, 14-13, with only 35 seconds left until halftime, Indiana had the ball on the Tech 49-yard line, when DeWayne Knight exploded through the IU offensive line to cause a fumble. J.C. Price had his hands on the ball but he could not control it. That is when Lawrence Lewis got "the world's greatest bounce," returning the loose ball 20 yards for a touchdown to give Tech a 21-13 lead over the Hoosiers.

The Hokies, however, were not finished with their dramatics. Tech's Jeff Holland blocked a Hoosiers' field goal try with no time left in the first half and Antonio Banks settled under the ball and raced 80 yards for a score to give the Hokies a 28-13 halftime lead.

In Tech's first trip to the Independence Bowl in 1984, Outland Trophy winner Bruce Smith led Tech against the Air Force Falcons. Tech's powerful defensive unit held



Bryan Still scored two TDs and was named the MVP at the 1995 Sugar Bowl.



"The Kick" by Chris Kinzer gave the Hokies their first bowl win in the 1986 Peach Bowl.

Air Force to only three first downs in the first half, but the Falcons got rolling in the second half. Quarterback Bart Weiss, named the game's Most Valuable Player, was the ringleader as Air Force won the battle, 23-7.

The first bowl bid that Tech received followed the 1946 season, when the Hokies played Cincinnati in the Sun Bowl at El Paso, Texas. An early snow covered Blacksburg that year and threatened to end all football practices. Bulldozers and snow plows were used to clear a practice area on the Drillfield and the Hokies got in their bowl preparations. The Tech team encountered more snowy weather when it reached El Paso. The Cincinnati team handled the weather and the Hokies to come out on top, 18-6.

It was not until 1966 that Tech received another bowl bid. This time, the Hokies were chosen to participate in the Liberty Bowl at Memphis, Tenn., against Miami (Fla.). The Hokies were 8-1-1 entering the contest and were led by All-American defensive back Frank Loria.

Miami, ranked ninth nationally, won 14-7, in a hard-hitting defensive struggle.

The Techmen scored first on a 2-yard plunge by Tommy Francisco. But the Miami defense held Tech to only one first down the last three quarters.

Two years later in 1968, Tech returned to the Liberty Bowl and squared off against Mississippi. The Hokies were 7-3 after a rocky 2-3 start and were led by another defensive All-American, linebacker Mike Widger. Ole Miss had a quarterback by the name of Archie Manning and he sparked the Rebels to a 34-17 victory after Tech had taken a 17-0 first-quarter lead.

A member of Tech's 1966 and '68 bowl teams was none other than current head coach Frank Beamer, who was a starting defensive back. He was credited with three tackles in the 1968 game.

Tech next went bowling against Miami (Fla.) in 1980 and lost 20-10 in a hard-fought Peach Bowl contest. That Hokie team sported an 8-3 record and featured one of the finest defensive units in college football.

Tech tailback Cyrus Lawrence emerged as one of the biggest stars of the game. He rushed for 134 yards and scored the lone Hokie touchdown. Ashley Lee, then a freshman linebacker, had 15 tackles for the Techmen.

The Hokies fell to a tough Tennessee team, 45-23, in a transplanted Gator Bowl contest at Florida Field in Gainesville, December 30, 1994.

The high-powered Volunteer offense totaled 495 yards in the affair behind quarterback Peyton Manning (Archie's son) and their highly-touted tailback James (Little Man) Stewart. Stewart, Tennessee's all-time leading rusher, rushed for three touchdowns and threw for another score en route to earning the game's Most Valuable Player award.

Tech's Dwayne Thomas would not be outdone, dazzling the 62,200 fans in attendance by rushing 19 times for 102 yards and one touchdown. Thomas had a 1-yard burst for a score in the second quarter and rambled 27 yards to set up Maurice DeShazo's 7-yard touchdown run in the third quarter.

The Hokies made their second trip to the Gator Bowl following the 1997 season —

this time in Jacksonville. Despite a 42-3 loss to a powerful North Carolina squad, Coach Frank Beamer and the Hokies established themselves among an elite group.

The Tar Heels impressed a crowd of 54,116 at Alltel Stadium by passing for 318 yards and grinding out 124 on the ground. Tech, meanwhile, was held to a total of 185 yards, its lowest total of the season.

Two of Carolina's first-half touchdowns, however, came on defensive plays. The Tar Heels blocked a punt in the first quarter and Dré Bly returned it six yards for a touchdown. Then in the second period, Tech quarterback Al Clark fumbled in the end zone and Greg Ellis fell on it for a UNC six-pointer.

Tech's only points came on a 40-yard field goal by Shayne Graham late in the third quarter.

Reserve quarterback Nick Sorensen was voted by the media as Tech's Player of the Game.

Tech was the winner in one category. For the fifth straight year, Hokie fan support far exceeded that of its bowl opponent. The Hokies sold almost twice as many tickets as the Tar Heels.



VIRGINIA TECH'S BOWL APPEARANCES

Bowl Game	Opponent	W/L	Score	Date	Location	Stadium	Att.
1947 Sun Bowl	Cincinnati	L	6-18	1/1/47	El Paso, Texas	Sun Bowl Stadium	10,000
1966 Liberty Bowl	Miami	L	7-14	12/10/66	Memphis, Tenn.	Memphis Memorial Stadium	25,012
1968 Liberty Bowl	Mississippi	L	17-34	12/14/68	Memphis, Tenn.	Memphis Memorial Stadium	46,206
1981 Peach Bowl	Miami	L	10-20	1/2/81	Atlanta, Ga.	Atlanta-Fulton County Stadium	45,384
1984 Independence Bowl	Air Force	L	7-23	12/15/84	Shreveport, La.	Independence Stadium	41,100
1986 Peach Bowl	N.C. State	W	25-24	12/31/86	Atlanta, Ga.	Atlanta-Fulton County Stadium	53,668
1993 Independence Bowl	Indiana	W	45-20	12/31/93	Shreveport, La.	Independence Stadium	33,819
1994 Gator Bowl	Tennessee	L	23-45	12/30/94	Gainesville, Fla.	Ben Hill Griffin Stadium	62,200
1995 Sugar Bowl	Texas	W	28-10	12/31/95	New Orleans, La.	Louisiana Superdome	70,283
1996 Orange Bowl	Nebraska	L	21-41	12/31/96	Miami, Fla.	Pro Player Stadium	51,212
1998 Gator Bowl	North Carolina	L	3-42	1/1/98	Jacksonville, Fla.	Alltel Stadium	54,116
1998 Music City Bowl	Alabama	W	38-7	12/29/98	Nashville, Tenn.	Vanderbilt Stadium	41,600
2000 Sugar Bowl	Florida State	L	29-46	1/4/2000	New Orleans, La.	Louisiana Superdome	79,280
2001 Gator Bowl	Clemson			1/1/2001	Jacksonville, Fla.	Alltel Stadium	



Tech Bowl Superlatives

LONGEST RUN FROM SCRIMMAGE: 77 yds., tb Maurice Williams vs. N.C. State, 1986 Peach
Opponent: 79 yds., tb Steve Hindman, Mississippi, 1968 Liberty (TD)
LONGEST PASS COMPLETION: 54 yds., qb Jim Druckenmiller to fl Bryan Still vs. Texas, 1995 Sugar (TD)
Opponent: 75 yds., qb John Paci to fl Thomas Lewis, Indiana, 1993 Independence (TD)

LONGEST PUNT RETURN: 60 yds., Bryan Still vs. Texas, 1995 Sugar (TD)

Opponent: **59 yds., Peter Warrick, Florida State, 2000 Sugar (TD)**

LONGEST KICKOFF RETURN: 63 yds., André Kendrick vs. Florida State, 2000 Sugar

Opponent: 51 yds., Jermaine Chaney, Indiana, 1993 Independence

LONGEST INTERCEPTION RETURN: 27 yds., cb Anthony Midget vs. Alabama, 1998 Music City (TD)

Opponent: 70 yds., mon Robert Bailey, Mississippi, 1968 Liberty (TD)

LONGEST PUNT: 62 yds., Gene Fisher vs. Miami, 1966 Liberty

Opponent: 63 yds., Mark Simon, Air Force, 1984 Independence

LONGEST FIELD GOAL: 46 yds., Chris Kinzer vs. N.C. State, 1986 Peach

Opponent: 52 yds., Phil Dawson, Texas, 1995 Sugar

MOST RUSHING CARRIES: 27, tb Cyrus Lawrence vs. Miami, 1981 Peach

Opponent: 29, qb Bart Weiss, Air Force, 1984 Independence

MOST RUSHING YARDS: 150, tb Ken Oxendine vs. Nebraska, 1996 Orange

Opponent: 121, tb Steve Hindman, Mississippi, 1968 Liberty

MOST RUSHING TOUCHDOWNS: 2, tb Lamont Pegues vs. Alabama, 1998 Music City;

tb André Kendrick vs. Florida State, 2000 Sugar

Opponent: 3, James Stewart, Tennessee, 1994 Gator

MOST PASSING ATTEMPTS: 34, Jim Druckenmiller, 1995 Sugar

Opponent: 36 James Brown, Texas, 1995 Sugar

MOST PASSING COMPLETIONS: 20, Erik Chapman vs. N.C. State, 1986 Peach

Opponent: **20, Chris Weinke, Florida State, 2000 Sugar**

MOST PASSING YARDS: 266, Jim Druckenmiller vs. Texas, 1995 Sugar

Opponent: **329, Chris Weinke, Florida State, 2000 Sugar**

MOST TOUCHDOWN PASSES THROWN: 3, Jim Druckenmiller vs. Nebraska, 1996 Orange

Opponent: **4, Chris Weinke, Florida State, 2000 Sugar**

MOST RECEPTIONS: 7, fl André Davis vs. Florida State, 2000 Sugar

Opponent: 6, te Hank Shows, Mississippi, 1968 Liberty; fl Thomas Lewis, Indiana, 1993 Independence;

wr Joey Kent, Tennessee, 1994 Gator; Michael Adams, Texas, 1995 Sugar; tb Jonathan Linton,

North Carolina, 1998 Gator; **Peter Warrick, Florida State, 2000 Sugar**

MOST YARDS ON RECEPTIONS: 119, fl Bryan Still vs. Texas, 1995 Sugar

Opponent: 177, fl Thomas Lewis, Indiana, 1993 Independence

MOST TOUCHDOWNS BY RECEPTIONS: 1, nine different players

Opponent: 2, fl Thomas Lewis, Indiana, 1993 Independence; wr Octavus Barnes, North Carolina, 1998 Gator;

wr **Peter Warrick, Florida State, 2000 Sugar**; wr **Ron Dugans, Florida State, 2000 Sugar**

MOST YARDS TOTAL OFFENSE: 322, qb Michael Vick vs. Florida State, 2000 Sugar

Opponent: **288, qb Chris Weinke, Florida State, 2000 Sugar**

MOST POINTS: 12, fl Bryan Still vs. Texas, 1995 Sugar; tb Lamont Pegues vs. Alabama, 1998 Music City;

tb André Kendrick vs. Florida State, 2000 Sugar

Opponent: **20, wr Peter Warrick, Florida State, 2000 Sugar**

MOST FIELD GOALS MADE: 2, Chris Kinzer vs. N.C. State, 1986 Peach

Opponent: 2, Van Brown, Mississippi, 1968 Liberty; Dan Miller, Miami, 1981 Peach; Bill Manolopoulos, Indiana,

1993 Independence; Kris Brown, Nebraska, 1996 Orange

MOST TACKLES: 15, lb Ashley Lee vs. Miami, 1981 Peach; lb Vince Daniels vs. Air Force, 1984 Independence

Opponent: 17, lb Pat Teague, N.C. State, 1986 Peach

MOST INTERCEPTIONS: 2, db Floyd Bowles vs. Cincinnati, 1947 Sun; rov Torrian Gray vs. Texas, 1995 Sugar

Opponent: 1, 17 different players

MOST INTERCEPTION RETURN YARDS: 27, cb Anthony Midget vs. Alabama, 1998 Music City

Opponent: 70, mon Robert Bailey, Mississippi, 1968 Liberty

MOST KICKOFF RETURN YARDS: 80, Tommy Francisco vs. Miami, 1966 Liberty

Opponent: 89, Troy Russell, N.C. State, 1986 Peach

MOST PUNT RETURN YARDS: 88, Ike Charlton vs. Florida State, 2000 Sugar

Opponent: 89, Shawn Summers, Tennessee, 1994 Gator

BEST PUNTING AVERAGE: 46.7 yds., Jimmy Kibble vs. Alabama, 1998 Music City

Opponent: 44.5 yds., Jesse Kosch, Nebraska, 1996 Orange

100-YARD RUSHING PERFORMANCES: Ken Oxendine (150 yds. vs. Nebraska, 1996 Orange);

Cyrus Lawrence (134 yds., vs. Miami, 1981 Peach; Maurice Williams (129 yds., vs. N.C. State, 1986

Peach); Ken Edwards (119 yds., vs. Mississippi, 1968 Liberty); Eddie Hunter (113 yds., vs. N.C. State,

1986 Peach); Dwayne Thomas (102 yds., vs. Tennessee, 1994 Gator)

Opponent: Steve Hindman (121 yds., Mississippi, 1968 Liberty); Mal Crite (101 yds., N.C. State, 1986 Peach)

BLOCKED PUNTS: John Maskas (vs. Cincinnati, 1947 Sun); Jimmy Richards (vs. Miami, 1966 Liberty, set up TD);

Keion Carpenter (vs. Alabama, 1998 Music City); Corey Moore (vs. Alabama, 1998 Music City, set up TD)

Opponent: Derrick Taylor (N.C. State, 1986 Peach, resulted in TD); Quinton Savage (North Carolina, 1998

Gator, resulted in TD); **Tommy Polley (Florida State, 2000 Sugar, resulted in TD)**

MISCELLANEOUS TOUCHDOWNS: 1, Lawrence Lewis vs. Indiana, 1993 Independence, returned fumble 20 yds.;

Antonio Banks vs. Indiana, 1993 Independence, returned blocked field goal 80 yds.; Jim Baron vs. Texas,

1995 Sugar, returned fumble 20 yds.

Opponent: 1, Brian Bulluck, N.C. State, 1986 Peach, recovered blocked punt for TD; Jason Peter, Nebraska,

1996 Orange, returned fumble 31 yds.; Dré Bly, North Carolina, 1998 Gator, returned blocked punt 6 yds.;

Greg Ellis, North Carolina, 1998 Gator, recovered fumble for TD.



André Kendrick posted two touchdowns against Florida State in last year's Nokia Sugar Bowl.



Ken Oxendine rushed for a record 150 yards versus Nebraska in the '96 Orange Bowl.

Team Bowl Marks



TECH OFFENSIVE HIGH AND LOW MARKS

	BEST	WORST
FIRST DOWNS	29 vs. N.C. State, 1986 Peach	7 vs. Miami, 1966 Liberty
Rushing	15 vs. N.C. State, 1986 Peach	4 vs. Miami, 1966 Liberty
Passing	13 vs. N.C. State, 1986 Peach	0 vs. Mississippi, 1968 Liberty
RUSHING YARDS	330 vs. Mississippi, 1968 Liberty	34 vs. Cincinnati, 1947 Sun
PASSING YARDS	266 vs. Texas, 1995 Sugar	2 vs. Mississippi, 1968 Liberty
TOTAL OFFENSE	503 vs. Florida State, 2000 Sugar	111 vs. Miami, 1966 Liberty
OFFENSIVE PLAYS	90 vs. N.C. State, 1986 Peach	56 vs. Miami, 1966 Liberty
Rushing Att.	60 twice (1968 Liberty, 1986 Peach)	32 vs. Texas, 1995 Sugar
Passing Att.	38 vs. Tennessee, 1994 Gator	7 vs. Mississippi, 1968 Liberty
PASSES COMPLETED	23 vs. Tennessee, 1994 Gator	1 vs. Mississippi, 1968 Liberty
PASSES HAD INTERCEPTED	0 three times (1996 Orange, 1998 Gator, 2000 Sugar)	2 vs. seven teams
FUMBLES LOST	0 three times (1947 Sun, 1981 Peach, 1998 Music City)	3 three times (1968 Liberty, 1998 Gator, 2000 Sugar)
YARDS PENALIZED	25 vs. Tennessee, 1994 Gator	120 vs. Mississippi, 1968 Liberty
POINTS SCORED	45 vs. Indiana, 1993 Independence	3 vs. North Carolina, 1998 Gator
RUSHING TOUCHDOWNS	4 vs. Alabama, 1998 Music City	0 twice (1996 Orange, 1998 Gator)
PASSING TOUCHDOWNS	3 vs. Nebraska, 1996 Orange	0 vs. seven teams
POINTS IN A QUARTER	21 vs. Indiana, 1993 Independence (2nd quarter)	
POINTS IN A HALF	28 vs. Indiana, 1993 Independence (1st half)	0 vs. four teams
	vs. Alabama, 1998 Music City (2nd half)	

TECH DEFENSIVE HIGH AND LOW MARKS

	BEST	WORST
FIRST DOWNS	11 twice (1966 Liberty, 1993 Independence)	25 vs. Nebraska, 1996 Orange
Rushing	3 twice (1966 Liberty, 1993 Independence)	15 vs. Nebraska, 1996 Orange
Passing	2 vs. Air Force, 1984 Independence	11 twice (1994 Gator, 1998 Gator)
RUSHING YARDS	20 vs. Indiana, 1993 Independence	369 vs. Cincinnati, 1947 Sun
PASSING YARDS	49 vs. Air Force, 1984 Independence	329 vs. Florida State, 2000 Sugar
TOTAL OFFENSE	163 vs. Miami, 1966 Liberty	495 vs. Tennessee, 1994 Gator
OFFENSIVE PLAYS	56 vs. N.C. State, 1986 Peach	74 vs. Mississippi, 1968 Liberty
Rushing Att.	23 vs. Florida State, 2000 Sugar	55 vs. Air Force, 1984 Independence
Passing Att.	7 vs. Air Force, 1984 Independence	37 vs. two teams
PASSES COMPLETED	5 vs. Cincinnati, 1947 Sun	20 vs. Florida State, 2000 Sugar
PASSES INTERCEPTED	3 three times (1947 Sun, 1995 Sugar, 1998 Music City)	0 vs. six teams
FUMBLES RECOVERED	2 vs. three teams	0 vs. six teams
POINTS GIVEN UP	7 vs. Alabama, 1998 Music City	46 vs. Florida State, 2000 Sugar
POINTS GIVEN UP (QUARTER)		21 vs. Tennessee, 1994 Gator
POINTS GIVEN UP (HALF)	0 three times (1966 Liberty, 1995 Sugar, 1998 Music City)	35 vs. Tennessee, 1994 Gator
RUSHING TDS ALLOWED	0 five times (1986 Peach, 1993 Independence,	4 twice (1994 Gator, 1996 Orange)
	1995 Sugar, 1998 Music City, 2000 Sugar)	
PASSING TDS ALLOWED	0 vs. three teams	4 vs. Florida State, 2000 Sugar

LONGEST TOUCHDOWN DRIVE


BY TECH:

80 yards vs. Miami, 1981 Peach;
vs. Tennessee, 1994 Gator;
vs. Nebraska, 1996 Orange (twice);
vs. **Florida State, 2000 Sugar (twice)**

LONGEST TOUCHDOWN DRIVE

BY AN OPPONENT:

99 yards by Miami, 1981 Peach



The Hokies' offense put up a Tech bowl-record 503 yards of total offense against Florida State in the 2000 Nokia Sugar Bowl national championship game.



Hokie Career Leaders

Scoring

Pos.	Name	Yrs. Played	TDs	EPK/other	FGs	TP
pk	Shayne Graham	1996-99	0	167	68	371
pk	Ryan Williams	1991-94	0	137	39	254
pk	Chris Kinzer	1985-88	0	93	47	234
pk	Don Wade	1981-84	0	98	42	224
rb	James Barber	1971-73	30			180
tb	Cyrus Lawrence	1979-82	30			180
tb	Lee Suggs	1999-	30			180
tb	Ken Oxendine	1994-97	27			162
rb	Roscoe Coles	1974-77	29	1		176
tb	Tony Kennedy	1989-92	26	1		158
tb	Maurice Williams	1983-86	25			150
tb	Dwayne Thomas	1992-95	25			150

Rushing

Pos.	Name	Yrs. Played	Carries	Tot. Yds.
tb	Cyrus Lawrence	1979-82	843	3767
rb	Roscoe Coles	1974-77	656	3459
tb	Maurice Williams	1983-86	550	2981
tb	Dwayne Thomas	1992-95	576	2696
tb	Ken Oxendine	1994-97	526	2645
tb	Eddie Hunter	1983-86	466	2523
rb-qb	Phil Rogers	1973-75	528	2461
tb	Vaughn Hebron	1989-92	481	2327
tb	Shyrone Stith	1996-99	448	2292
tb	Tony Kennedy	1989-92	535	2259
tb	Terry Smoot	1967-69	510	2116
rb	James Barber	1971-73	454	2052
fb	Paul Adams	1972-76	470	1984
tb	Kenny Lewis	1976-79	358	1928
qb	Bob Schweickert	1962-64	337	1723
fb	Sonny Utz	1962-64	375	1605

Passing

Name	Yrs. Played	Comp-Att.	TDs	Tot. Yds.
Don Strock	1970-72	440-829	29	6009
Will Furrer	1988-91	494-920	43	5915
Maurice DeShazo	1991-94	397-745	47	5720
Jim Druckenmiller	1993-96	313-582	34	4383
Steve Casey	1978-81	342-647	29	4299
Mark Cox	1981-85	281-518	22	3526
Michael Vick	1999-	177-313	20	3074
Erik Chapman	1985-87	234-458	20	2996
Todd Greenwood	1982-85	234-443	16	2721
Al Clark	1995-98	193-361	19	2622
Bob Schweickert	1962-64	133-266	18	1725
David Lamie	1975-78	79-190	4	1327
Bruce Arians	1972-74	78-174	6	1270

Pass Receiving

Pos.	Name	Yrs. Played	Cgt.	TDs	Yds.
se	Antonio Freeman	1991-94	121	22	2207
wr	Ricky Scales	1972-74	113	18	2272
se	Mike Giacalone	1979-82	103	10	1384
se	Myron Richardson	1986-89	100	9	1541
se	Donald Snell	1983-86	92	7	1409
te	Mike Burnop	1970-72	90	5	1141
wb	Sidney Snell	1978-80	86	15	1274
te	Steve Johnson	1984-87	84	8	1058
se	Cornelius White	1993-96	78	7	1114
flk	Marcus Mickel	1988-91	77	1	868
flk	Bryan Still	1992-95	74	11	1458
se-wb	Jimmy Quinn	1969-71	72	4	1262
se	Nick Cullen	1987-90	70	5	946
wr	Donnie Reel	1970-72	68	5	1260
te	Ken Barefoot	1965-67	68	8	752
se	Bo Campbell	1989-92	68	9	1145
se	Carroll Dale	1956-59	67	15	1195
se	Jermaine Holmes	1992-95	67	7	993
fl	André Davis	1998-	64	11	1363
se	Ricky Hall	1998-99	62	11	1048



Cyrus Lawrence



Gene Bunn



Shayne Graham



Antonio Freeman

Total Offense

Pos.	Name	Yrs. Played	Plays	Tot. Yds.
qb	Maurice DeShazo	1991-94	1026	6105
qb	Don Strock	1970-72	974	5871
qb	Will Furrer	1988-91	1047	5782
qb	Steve Casey	1978-81	982	4987
qb	Jim Druckenmiller	1993-96	725	4634
qb	Michael Vick	1999-	525	4276
qb	Mark Cox	1981-85	754	3890
tb	Cyrus Lawrence	1979-82	844	3767
rb	Roscoe Coles	1974-77	658	3458
qb	Bob Schweickert	1962-64	603	3448
qb	Al Clark	1995-98	547	3190
rb-qb	Phil Rogers	1973-75	589	3025
tb	Maurice Williams	1983-86	550	2981
qb	Erik Chapman	1985-87	640	2828
tb	Dwayne Thomas	1992-95	576	2696
qb	Todd Greenwood	1982-85	604	2669
tb	Ken Oxendine	1994-97	526	2645
tb	Eddie Hunter	1983-86	471	2550
tb	Tony Kennedy	1989-92	546	2336
tb	Vaughn Hebron	1989-92	481	2327
tb	Shyrone Stith	1996-99	448	2292

Interceptions

Pos.	Name	Yrs. Played	Int.	TDs	Ret.Yds.
cb-s	Gene Bunn	1976-78	18	0	106
cb	Tyronne Drakeford	1990-93	16	1	144
hb	Ron Davidson	1966-68	13	0	174
s	Lenny Smith	1968-70	13	0	120
lb	Mike Widger	1967-69	12	3	220
cb	John Granby	1987-91	12	0	98
lb	Mike Johnson	1980-83	11	1	173
fs	Ashley Lee	1980-84	11	2	351
cb-fs	William Yarborough	1992-95	11	0	30

Punting

Name	Yrs. Kicked	No.	Yds.	Avg.
George Roberts	1976-77	128	5345	41.8
Dave Smigelsky	1978-80	172	7065	41.1
Jimmy Kibble	1996-99	180	7372	41.0
Jack Williams	1951-53	157	6229	39.7
Robbie Colley	1991-94	169	6676	39.5
Jack Simcsak	1968-70	210	8257	39.3
Andy Hronyak	1970-72	115	4513	39.2
David Cox	1982-85	173	6785	39.2
Bruce McDaniel	1972-75	171	6675	39.0
Bill Renner	1981-82	141	5492	39.0

Kickoff Return Yardage

Name	Yrs. Played	No.	Yds.	TDs	Avg.
Jon Jeffries	1987-91	67	1447	1	21.6
Bob Thomas	1981-84	51	1088	0	21.3
Marcus Mickel	1988-91	47	963	1	20.5
Eddie Hunter	1983-86	38	889	1	23.4
Dickie Longerbeam	1965-68	34	842	1	24.8
Billy Hardee	1973-75	37	833	1	22.5
Tommy Francisco	1964-66	34	789	1	23.2
Rich Matijevich	1969-71	36	780	1	21.7
Sonny Utz	1962-64	33	741	0	22.5
Larry Fallen	1976-78	32	689	1	21.5

Punt Return Yardage

Name	Yrs. Played	No.	Yds.	TDs	Avg.
John Ludlow	1979-82	136	837	0	6.2
Frank Loria	1965-67	61	813	4	13.3
Billy Myers	1989-92	90	750	0	8.3
Angelo Harrison	1995-98	73	697	0	9.5
Antonio Freeman	1991-94	63	651	1	10.3
Bo Campbell	1989-92	67	587	0	8.8
Billy Anderson	1952-54	43	557	1	13.0
Billy Hardee	1973-75	63	529	1	8.4

The Longest Yards SINCE 1954



Running Plays

Yds.	Player	Opponent	Date
96	qb Bob Schweickert	Wake Forest	11/10/62
89	rb Roscoe Coles	Auburn	10/4/75
88	fb Ken Edwards	Florida State	11/2/68
82	hb Phil Rogers	VMI	11/15/75
82	qb Michael Vick	Boston College	9/30/00
81	qb Al Clark	Rutgers	8/30/97
77	qb Warren Price	William and Mary	9/16/61
77n	tb Tommy Francisco	Wake Forest	9/18/65
77	qb David Lamie	William and Mary	10/8/77
76	fb George Constantinides	Richmond	10/21/67
76	fb Jarrett Ferguson	Syracuse	11/14/98
75	qb Michael Vick	Temple	11/20/99
74	qb Bob Schweickert	Tulane	11/3/62
73	rb Roscoe Coles	Florida State	11/16/74
73	tb Dwayne Thomas	Temple	10/16/93
73n	fb Marcus Parker	Temple	10/12/96

Pass Plays

Yds.	Players (Opponent)	Date
91	qb Steve Casey to wb Sidney Snell (VMI)	11/17/79
88	qb Erik Chapman to se Donald Wayne Snell (UR)	11/8/86
85n	qb Jim Druckenmiller to fl Bryan Still (Pittsburgh)	9/30/95
83	qb Treg Koel to se Antonio Freeman (West Va.)	9/26/92
80	hb Phil Rogers to wr Ricky Scales (Virginia)	10/20/73
80	qb Jim Druckenmiller to fl Bryan Still (Boston College)	9/7/95
80	qb Al Clark to fl Marcus Gildersleeve (Rutgers)	8/30/97
78	qb Don Strock to se Jimmy Quinn (Ohio Univ.)	10/23/71
78	qb Will Furrer to tb Vaughn Hebron (West Va.)	10/6/90
74	qb Rick Popp to wr Billy Hardee (S. Carolina)	10/6/73
74	qb David Lamie to wb Dennis Scott (VMI)	11/18/78
74	qb Michael Vick to fl André Davis (Rutgers)	10/9/99
73	qb Frank Eastman to hb Alger Pugh (West Va.)	11/14/59
73	qb Jim Druckenmiller to se Jermaine Holmes (Pittsburgh)	9/30/95

OPPONENTS' LONGEST PLAYS

Longest run from scrimmage: 97 yards, rb Larry Key of Florida State, Nov. 20, 1976, at Tallahassee.

Longest pass completion: 97 yards, qb Tim Hasselbeck to wr Dedrick Dewalt of Boston College, Nov. 26, 1999, at Blacksburg.

Longest kickoff return: 100 yards, Leon Bright of Florida State, Nov. 16, 1974, at Tallahassee and Jim Stewart of Tulsa, Nov. 6, 1976, at Blacksburg.

Longest punt return: 89 yards, Tommy Warner of Tulane, Sept. 20, 1957, at New Orleans.

Longest interception return: 99 yards, Marcus Mauney of West Virginia, Nov. 23, 1974, at Blacksburg.

Longest field goal: 56 yards, Ken Stadlin of Virginia, Sept. 29, 1984, at Blacksburg.

Longest punt: 78 yards, Mark Fazzolari of West Virginia, Nov. 6, 1999, at Morgantown.



Frank Loria

Punt Returns

Yds.	Player	Opponent	Date
95	Frank Loria	Miami (Fla.)	11/4/67
87	André Davis	East Carolina	9/7/00
82	Bob Schweickert	VMI	11/28/63
80	Frank Loria	George Washington	9/24/66
80	Frank Loria	Florida State	10/29/66
80	Antonio Freeman	Pittsburgh	10/22/94
77n	Billy Hardee	Virginia	10/19/74
76	André Davis	West Virginia	10/12/00

Kickoff Returns

Yds.	Player	Opponent	Date
100	Larry Fallen	Clemson	10/7/78
99	Tommy Walker	VMI	11/28/63
99	Eddie Hunter	South Carolina	10/11/86
96	Terry Strock	Virginia	10/21/61
96	Billy Hardee	South Carolina	10/6/73
95	Dickie Longerbeam	Richmond	9/25/65
93	Tommy Francisco	VMI	11/25/65

Interception Returns

Yds.	Player	Opponent	Date
100	s Keion Carpenter	Miami	11/16/96
98	lb Jamel Smith	Rutgers	11/21/98
95	s Kirk Alexander	Cincinnati	10/19/91
94	s Ashley Lee	Vanderbilt	11/12/83
90	lb Randy Cockrell	Navy	10/3/87
88n	hb Johnny Watkins	William and Mary	10/15/60
88	fs Ashley Lee	Vanderbilt	11/12/83
87	lb Clarence Culpepper	William and Mary	9/23/67
85	lb Mike Johnson	Appalachian St.	10/23/82
85	rov Pierson Prioleau	Boston College	10/8/98

Field Goals

Yds.	Player	Opponent	Date
61	c Wayne Latimer	Florida State	10/11/75
59	c Dave Strock	So. Mississippi	11/4/72
56	s Paul Engle	Virginia	10/15/77
55	c Jack Simcsak	Kentucky	10/11/69
55	c Dave Strock	So. Mississippi	11/4/72
55	s Shayne Graham	Clemson	9/12/98
53	c Wayne Latimer	Virginia	10/20/73
53	c Dave Strock	Oklahoma State	10/14/72
52	s Shayne Graham	Pittsburgh	10/30/99
51	c Wayne Latimer	Houston	10/12/73

Punt

78	Gene Fisher	at West Virginia	10/28/67
----	-------------	------------------	----------

n: non-scoring plays c: conventional-style s: soccer style

The Last Time

A punt was returned for a touchdown:

VT	Oct. 12, 2000	André Davis vs. West Virginia, at Blacksburg, 76 yards.
Opp.	Jan. 4, 2000	Peter Warrick of Florida State, at New Orleans, 59 yards.

A kickoff was returned for a touchdown:

VT	Oct. 10, 1992	Tony Kennedy vs. Louisville, at Louisville, 91 yards.
Opp.	Nov. 13, 1993	Jeyson Wilson of Syracuse, at Blacksburg, 86 yards.

A pass interception was returned for a touchdown:

VT	Sept. 2, 2000	Willie Pile vs. Akron, at Blacksburg, 11 yards.
Opp.	Nov. 4, 2000	Edward Reed of Miami, at Miami, 44 yards.

A punt was blocked:

VT	Oct. 12, 2000	Lee Suggs vs. West Virginia, at Blacksburg.
Opp.	Oct. 21, 2000	David Tyree of Syracuse, at Syracuse.

A punt was blocked for a touchdown:

VT	Sept. 7, 2000	Wayne Ward blocked an East Carolina punt and Cory Bird returned for a TD, at ECU.
Opp.	Jan. 4, 2000	Tommy Polley of Florida State blocked punt and Jeff Chaney returned for a TD, at New Orleans.

A safety was recorded:

VT	Nov. 6, 1999	West Virginia QB recovers own fumble in end zone.
Opp.	Sept. 7, 1996	Tech punt returner tackled in end zone vs. Akron, at Akron.

A fumble was recovered for a touchdown by defense:

VT	Oct. 16, 1999	Tee Butler vs. Syracuse, at Blacksburg.
Opp.	Sept. 23, 1978	Tim Wood of Auburn, at Blacksburg.

A fumble or intercepted fumble was returned for a touchdown:

VT	Nov. 11, 2000	Nathaniel Adibi vs. UCF, at Orlando.
Opp.	Oct. 12, 2000	Ben Meighan of West Virginia, at Blacksburg, returned fumble 36 yards.

Teammates rushed for 100 yards in same game:

VT	Sept. 28, 2000	Michael Vick (210) and Lee Suggs (145) vs. Boston College, at Chestnut Hill.
Opp.	Oct. 1, 1994	Malcolm Thomas (185) and Kirby Dar Dar (108) of Syracuse, at Syracuse.

A QB surpassed the century mark in rushing and passing in one game:

VT	Sept. 16, 2000	Michael Vick (104 yards rushing, 120 yards passing) vs. Rutgers, at Blacksburg.
Opp.	Sept. 28, 1996	Donovan McNabb (127 yds. rushing; 123 yds. passing) of Syracuse, at Syracuse.



Virginia Tech

A National Leader in Education and Research

Since its founding in 1872, Virginia Polytechnic Institute and State University, commonly known as Virginia Tech, has grown to become the state's largest university and its top research institution.

Located in Blacksburg on a plateau 2,100 feet above sea level near the Blue Ridge Mountains, Virginia Tech has evolved into a comprehensive university of national and international prominence.

Virginia Tech was established as an all-male military school dedicated to the original land-grant mission of teaching agriculture and engineering. Today it is a coeducational, top-50 research institution with accomplished programs in music, business, architecture, and the humanities, as well as its traditional strengths in the sciences and technology.

The university is organized into eight colleges: College of Agriculture and Life Sciences,

College of Architecture and Urban Studies, College of Arts and Sciences, Pamplin College of Business, College of Engineering, College of Human Resources and Education, College of Natural Resources, and Virginia-Maryland Regional College of Veterinary Medicine.

Together, these eight colleges offer about 220 bachelor's,

master's, and doctoral degree programs.

The university's 2,600-acre main campus has more than 100 campus buildings, hundreds of research laboratories, the Donaldson Brown Hotel and Conference Center and an airport. Next to campus is the

120-acre Corporate Research Center. Within five miles of campus is a 1,700-acre research farm.

While participation in the Virginia Tech Corps of Cadets is no longer mandatory, the corps remains a proud tradition of the university with some 650 cadets.

Many of Virginia Tech's traditions and strengths are rooted in the university's motto, Ut Prosim: "That I May Serve,"

and its land-grant missions of instruction, research, and solving the problems of society through public service and outreach activities. Virginia Tech is a creator of new information and has a mandate of disseminating that practical knowledge through the classroom and to society as a whole. It is a university that puts knowledge to work.



Dr. Larry Killough
Faculty Chairman
of Athletics

VIRGINIA TECH ON THE LEADING EDGE

Virginia Tech is the state's largest university and consistently ranks as one of the top 50 research institutions in the country. It is a university that puts knowledge to work in a variety of ways by:

- attracting talented faculty members and students who follow a focused, practical agenda in their pursuit of knowledge;
- producing ideas and innovations through an aggressive interdisciplinary approach;
- creating partnerships and alliances with public agencies, the private sector, and other educational institutions to meet the challenges of the 21st century;
- leading the world in communications, information and instructional technology.

Here's how:

The Wireless Internet

In early 1998, Virginia Tech became the first university in the nation to participate in a Federal Communications Commission spectrum auction and was awarded four LMDS licenses covering 16,507 square miles of Virginia, and portions of North Carolina and Tennessee.

Known as the Local Multipoint Distribution Service, LMDS offers the promise of broad-bandwidth Internet access through the wireless spectrum. Virginia Tech intends to develop this technology for the benefit of rural and mountainous regions of the country.

Net.Work.Virginia

In 1996, Virginia Tech, Bell Atlantic, and Sprint announced the deployment of what was the most sophisticated high-speed

computing network in the United States. Net.Work.Virginia is the architectural prototype for the Internet II initiative. More than 200 state or local government agencies have signed up on the network.

Fiber and Electro-Optics Research Center

The FEORC is home to the nation's largest educational fiber-optics group. The center is supported by more than 30 research sponsors and has received significant grants, including a \$9.6-million grant in 1998 from the Naval Research Laboratory.

Transgenic Animals

Virginia Tech was one of the first universities in the world to develop a transgenic animal and the first to create a transgenic pig. This effort made Tech one of the first to produce a human pharmaceutical protein in the milk of pigs. Virginia Tech biotechnology leadership has made it a mecca for the world's foremost biotechnology companies.

Transportation

Virginia Tech and the Commonwealth of Virginia are building the nation's first "Smart Road" from the ground up. The 6-mile highway is being developed as a test bed for new transportation technology and, in time, as a special corridor route for public transportation in southwestern Virginia. In addition to implanted sensing devices in the highway, the road will be able to generate snow, sleet, rain and fog on demand.

Charles Steger

University President



Item: Virginia Tech applications up 15 percent. Entering students have highest SAT average ever. Virginia Tech competes for national championship in football. University announces two new mega bio-tech programs. Things are looking pretty rosy for Virginia Tech, right?

Enter Charles W. Steger. His assessment? "We have to rev the engines even higher. If you're not moving quickly forward, you might as well be standing still," says the energetic

53-year-old president.

Appointed president by the university board effective January 7, 2000, Steger possesses the breadth and depth of experience to lead Virginia Tech at the point when higher education must learn to cope with major technology changes permeating education.

Steger has lofty goals for Virginia's leading research university. "I would like to see us ranked among the nation's top 30 universities before the end of the decade," says Steger.

A registered architect and former dean of Tech's college of architecture and urban studies, Steger was the architect of a different sort as the leader of the university's successful fund raising campaign. Under his leadership as vice president for development and university relations, the Campaign for Virginia Tech, which concluded in 1998, raised \$337 million, \$87 million over its goal.

Steger's ties to Virginia Tech span four decades as a

student, professor, dean, vice

president, and now president. While on the faculty, he twice won teaching excellence awards. When he became dean of the college in 1981, he was the youngest architecture dean in the nation at 33 years of age.

Steger received his Bachelor and Master's of Architecture and a Ph.D. in Environmental Science and Engineering from Virginia Tech. He and his wife, Janet, have two sons — David and Christopher.

Jim Weaver

Director of Athletics



James C. Weaver, whose innovative ideas and work as a reformer have made him one of college athletics' most popular administrators, is the director of athletics at Virginia Tech.

Weaver, 55, was appointed on September 24, 1997 and has been a tireless leader in behalf of Tech athletics. In his three years on the job at Tech, Weaver has taken steps to place increased emphasis on

projects benefiting student-athletes. He created a comprehensive awards program for letterwinners and has initiated and funded an annual awards banquet.

Weaver's biggest accomplishment thus far has been getting Tech admitted into an all-sports conference. Tech enters competition in the BIG EAST Conference for most sports during the 2000-2001 season.

A top personal priority for Weaver is the area of facilities, where he has major plans for the expansion of Lane Stadium/Worsham Field.

Already complete is the expansion of the North end zone for the 2000 season that will total over 5,000 permanent seats. South end zone bleachers will be replaced by permanent double-deck stands with seating for

approximately 12,000 fans.

Weaver is overseeing the construction of new athletic fields in 2000-2001, while video boards for both Lane Stadium and Cassell Coliseum have already been installed.

A native of Harrisburg, Pa., Weaver came to Tech from Western Michigan University where he was director of athletics from January, 1996 until he came to Blacksburg. Prior to that, he was AD for three and a half years at UNLV, where he reconstructed a troubled athletic department.

Prior to landing the athletic director's job at UNLV, Weaver spent nine years at the University of Florida. He was a strong force at Florida in the field of compliance and concluded his time there as associate athletic director.

Weaver and his wife Traci have four sons — Josh, Paul, Cole and Craig James.

ATHLETICS ADMINISTRATORS



Sharon McCloskey
Senior Associate A.D. and Senior Woman Administrator



David Chambers
Associate Director of Athletics for External Affairs



Tom Gabbard
Associate Director of Athletics for Internal Affairs



Jon Jaudon
Associate Director of Athletics for Administration



John Ballein
Associate Director of Athletics for Football Operations



Football Support

SENIOR STAFF



Tom Booth
Assistant Video
Coordinator



Derek Carter
Director of the
Monogram Club



Jed Castro
Video
Coordinator



Diana Clark
Secretary to
Coach Beamer



Bruce Garnes
Administrative
Assistant



Mike Goforth
Director of
Athletic Training




Chris Helms
Coordinator of
Academic Enrichment



Kevin Hicks
Director of Video
Operations



Jermaine Holmes
Director of Student Life



Bill Houseright
Football Graduate
Assistant



Colin Howlett
Academic Advisor



Lester Karlin
Equipment Manager



Dr. Duane Lagan
Director of Sports
Medicine
and Team Physician



Chris Malone
Football Graduate
Assistant



Lisa Marie
Football Program
Support Technician



Dr. Marc Siegel
Orthopedic Surgeon



Randy Butt
Assistant Director of
Athletics for
Financial Affairs



Tim East
Assistant Director of
Athletics for Marketing
and Promotions



Mike Gentry, Ed.D.
Assistant Director of
Athletics for
Athletic Performance



Tim Parker
Assistant Director of
Athletics for
Compliance



Pam Linkous
Human Resources
Coordinator



Peg Morse
Director of
Information
Systems



Carmela Smith
Administrative Staff
Assistant



Sandy Smith
Director of Ticketing
Services



Cara Walters
Facilities and
Game Operations
Coordinator



Virginia Tech's student video assistants for 2000-2001 are (l-r) Brian Walls, Megan Boland, Ariel Callahan and Clay Deck.



Virginia Tech's student managers for 2000-2001 are (front row, l-r) Ford Pham, Matt Collins, head manager Brock Burroughs, Brian Hunter; (back row, l-r) graduate assistant Mike McPike, Paul Heizer, Shahan Burrell and Justin Lazzery; not pictured, Jeff Rossen.



Virginia Tech's student trainers for 2000-2001 are (front row, l-r) Jonathan Newman, Nick Mullins, Todd Carr, Chad Hyatt; (back row, l-r) Stacey Hitzelberg, Amanda Schutt, Valerie Grahm, Amanda Beier and Laura Hood.



Chad Beasley



Browning Wynn



Carter Warley



Ronyell Whitaker



Matt Lehr



Virginia Tech 2000-2001 Senior Class



Cory Bird 16
• ROV
• Mays Landing, N.J.



Franklin Bowser 90
• DT
• Virginia Beach, Va.



Tee Butler 30
• LB
• Plainsboro, N.J.



Derek Carter 85
• TE
• Smithfield, Va.



Jeff Hartzog 66
• OT
• Forest, Va.



Cullen Hawkins 42
• FB
• Pittsburgh, Pa.



Dave Kadela 76
• OT
• Dublin, Ohio



André Kendrick 4
• TB
• Lynchburg, Va.



Anthony Lambo 59
• OT
• Bloomfield, N.J.



Matt Lehr 69
• OG
• Woodbridge, Va.



Joe Marchant 63
• OG
• Centerville, Utah



Dave Meyer 13
• QB
• Ramsey, N.J.



Josh Redding 79
• OG
• Hanover, Pa.



Nick Sorensen 14
• LB
• Vienna, Va.



Phillip Summers 8
• LB/ROV
• Clewiston, Fla.



Anthony Thibodeau 31
• FL
• Springfield, Va.



Benny Wolfe 45
• LB
• Gate City, Va.