

VIRGINIA TECH

2017 MEDIA GUIDE



- 24 STRAIGHT BOWLS** - AMERICA'S LONGEST ACTIVE STREAK
- 13 STRAIGHT COMMONWEALTH CUP WINS**
- LUNCH PAIL D** - 781.0 SACKS & 360 INTs LEAD NATION SINCE 1996
- 12 10-WIN SEASONS SINCE 1999** - SECOND IN NATION

1892 125 2017
VT
FOOTBALL

BEAMER BALL LIVES HERE!

Virginia Tech retired Frank Beamer's No. 25 in 2002, but with Beamer's blessing in 2016 head coach Justin Fuente and his staff paid homage to Tech's legacy of excellence on special teams by selecting a different special teamer each week to the honorary Beamer 25 jersey. The response by the team and some of the subsequent performances by players wearing that symbolic number quickly ensured that another Virginia Tech tradition had taken root.

"Thanks to Coach Beamer, his assistants and many talented student-athletes, Virginia Tech has become synonymous with special teams success," Fuente said.

"I'm really honored that a member of the special teams will get to wear my old number every week," Beamer observed. "Of course, it's not just a recognition of me, it's about all those coaches and kids who made special teams part of our identity at Virginia Tech."



CB GREG STROMAN

It was only fitting that the first player to score a touchdown wearing the 25 was CB Greg Stroman, who returned a punt for an 87-yard TD vs. East Carolina. Stroman also registered a punt return score in Beamer's final game as head coach in the 2015 Independence Bowl. Of course, he gestured to the 25 on his chest as he entered the end zone in a 54-17 win against ECU.



WR CAM PHILLIPS

In a game played amidst the driving rain and wind of Hurricane Matthew, the Hokies seemed oblivious to the conditions, dominating at North Carolina in all three phases of the game. WR Cam Phillips, who blocked a punt the previous week vs. East Carolina broke through to tackle punter Tom Sheldon for an 18-yard sack in a 34-3 Tech victory.



WR DIVINE DEABLO

Playing in the Hokies' second consecutive Thursday night game before a national TV audience on ESPN, freshman WR Divine Deablo forced a fumble on a kickoff return that was recovered by Tech. Special teams were the star attraction at Heinz Field that evening as K Joey Slye tied an ACC record with six made field goals in a 39-36 victory for the Hokies.



WR C.J. CARROLL

Tech was facing Notre Dame for the first time in school history amidst snow, cold and blustery conditions. Despite trailing by 17-point deficits twice in the game, C.J. Carroll's 62-yard catch and run to the six-yard line set up a Steven Peoples' TD run that cut the Irish lead to 24-21 en route to a 34-31 comeback win.



DT TIM SETTLE

Arguably the largest human ever to wear No. 25, Settle donned the jersey for a 49-0 shutout of Boston College. "You stand out when you wear No. 25," he said. "Everyone knows what it means -- that you're a big part of the team when you wear No. 25."



RB SAM ROGERS

The pride of Mechanicsville, Virginia authored one of the best Senior Day performances in recent memory. Rogers ran for a career-high 105 yards and scored two TDs as the Hokies registered a 13th consecutive victory over Virginia. If a 52-10 win, raising the Commonwealth Cup and the ACC Coastal Division trophy weren't enough, Rogers proposed to his longtime girlfriend on the field after the game, and of course she said "yes!"

2016 25 JERSEY HONOREES

Date	Player	Opponent
9/3	RB Steven Peoples	Liberty
9/10	LB Sean Huelskamp	Tennessee
9/17	DT Tim Settle	Boston College
9/24	CB Greg Stroman	East Carolina
10/8	WR Cam Phillips	at North Carolina
10/15	K Joey Slye	at Syracuse
10/20	LB Anthony Shegog	Miami
10/27	WR Divine Deablo	at Pitt
11/5	S Chuck Clark	at Duke
11/12	CB Adonis Alexander	Georgia Tech
11/19	WR C.J. Carroll	at Notre Dame
11/26	RB Sam Rogers	Virginia
12/3	DT Woody Baron	Clemson
12/29	ROV Terrell Edmunds	Arkansas





VIRGINIA TECH

FOOTBALL

2017 SCHEDULE



- | | |
|--|---|
| Sept. 3 vs. West Virginia (FEDEXFIELD) | Nov. 4 at Miami |
| 9 DELAWARE | 11 at Georgia Tech |
| 16 at East Carolina | 18 PITT |
| 23 OLD DOMINION
MILITARY APPRECIATION, WHITE EFFECT,
HALL OF FAME | 24 at Virginia (FRIDAY) |
| 30 CLEMSON
MAROON EFFECT | Dec. 2 ACC Championship
Atlantic vs. Coastal
(CHARLOTTE, NC) |
| Oct. 7 at Boston College | |
| 21 NORTH CAROLINA
HOMECOMING/ORANGE EFFECT | |
| 28 DUKE | |

CONTENTS & CREDITS

2017 Schedule 1, OBC
 24 Straight Bowls 4
 Commonwealth Cup Dominance 5
 Tech Traditions 6
 National Attention 8
 Hokies in the NFL 10, 168
 Football Is Family 12
 Conference Titles 13
 Lunch Pail D. 14
 Notable Alumni. 15
 Practice Facility 16
 NIKE Uniforms 17
 Lane Stadium Advantage 18
 #HardSmartTough. 20
 Hokie Fuel, Nutrition 22
 This Is Home 24
 Merryman Athletic Center. 25
 Student-Athlete Development 26
 Future Schedules. 199

COACHES & SUPPORT STAFF

Justin Fuente 28
 Coaching Staff. 32
 Defensive Dominance 34
 Senior Director of Football Operations 43
 Player Personnel 44
 Sports Medicine. 46

Head Impact Research 47
 Strength & Conditioning Coaches. 48
 Athletic Performance. 49
 Academic Support Services. 50

MEET THE HOKIES

Returning Player Profiles. 52
 2017 Newcomer Profiles 94
 Rosters 100
 Pronunciation Guide 101
 Football Honors & Awards 102

2016 SEASON REVIEW

Individual & Team Statistics 104
 2016 Defensive Leaders. 106
 Participation Chart. 107
 Specialty Stats. 108
 2016 Superlatives. 109
 Game-by-Game Box Scores 110
 2016 Belk Bowl. 116, 167
 The Last Time, Tech. 117
 The Last Time, Opponent 118

HISTORY & THE RECORD BOOK

Scoring 120
 Tech's NCAA Marks 121
 Rushing. 122
 Passing 124
 Receiving 125
 Total Offense 126
 Interceptions 127
 Punt Returns 128
 Kickoff Returns. 129
 Punting & Kickers 130
 Team Defense 131
 Individual Records. 132
 Team Records 133
 Season Records 134
 Miscellaneous Records. 135
 Last Time/Longest Plays. 136
 Lettermen Since 1932 137
 Hokie All-Americans 143
 Tech's National Award Winners. 146
 Retired Numbers & Jerseys. 147
 Year-by-Year Scores & Results 148
 Tech Coaching Records 153
 Record vs. All Opponents. 154
 Tech and the AP Rankings 156
 Lane Stadium/Stadium Records 157
 Tech's Bowl Summaries 158



4 WINNING TRADITION

America's longest active bowl streak, domination of an in-state rival, ACC championships, national exposure, a history of sending players to the NFL, fanatical fan support and an unprecedented track record of families sending multiple members to play for the Hokies are all part of Virginia Tech's winning tradition.




17 FIRST-CLASS FACILITIES

Lane Stadium/Worsham Field provides Virginia Tech with one of the most revered homefield advantages in all of college football. The Hokies arguably boast the finest indoor practice facility of any college or NFL team in the nation, and it's literally just footsteps from a fabulous locker room.



27 COACHING STAFF

Head coach Justin Fuente leads a staff that combines some cornerstones of Tech's past success with fresh ideas and enthusiasm. They share one common mission – identify and recruit the best student-athletes to Virginia Tech and then help prepare them for success.



49 PLAYER BIOS

The Hokies return 13 starters from last season's squad. The defense features senior Virginia natives Andrew Motuapuaka, Greg Stroman and Anthony Shegog along with brothers Tremaine and Terrell Edmunds. On offense, Wyatt Teller and Eric Gallo anchor the line with Cam Phillips the top receiving threat for Tech.

Editors: Pete Moris, Marc Mullen, Peter Long; **Graphic Design:** Ben Smith, John Sours; **Photography Director:** Dave Knachel

Contributors: University Relations, Anne Panella, Jimmy Robertson, Carter Brown, Amy Salvatore, STATS, LLC.;

Printing: Worth Higgins & Associates of Richmond, Va.

Virginia Tech does not discriminate against employees, students, or applicants on the basis of age, color, disability, gender, national origin, political affiliation, race, religion, sexual orientation, genetic information, veteran status, or any other basis protected by law.

Anyone having questions concerning discrimination or accessibility should contact the Office of Equity and Access in Human Resources, North End Center, Suite 2300 (0138), 300 Turner Street NW, Blacksburg, VA 24061, (540) 231-9331.

QUICK FACTS

Location: Blacksburg, Va.
 Founded: 1872
 Enrollment: 31,000+
 President: Dr. Tim Sands
 Director of Athletics: Whit Babcock
 Nickname: Hokies
 Colors: Chicago Maroon & Burnt Orange
 Conference: Atlantic Coast (Coastal)
 Football Began: 1892
 All-Time Football Record: 729-461-46 (123 seasons)
 Stadium: Lane Stadium/Worsham Field
 Capacity: 65,632
 Surface: Natural (Patriot Bermuda)
 Head Coach: Justin Fuente – 2nd season at Tech
 2016 Record: 10-4 (Belk Bowl Champs)
 Offensive System: Multiple
 Defensive System: 4-2-5
 Website: HokieSports.com
 Twitter: @VT_Football

Letterwinners Returning 37
 Offense (14) Defense (20) Specialists (3)

Letterwinners Lost 14
 Offense (8) Defense (5) Specialists (1)

Starters Returning 14
 Offense (5) Defense (8) Specialists (1)

Starters Lost 10
 Offense (6) Defense (3) Specialists (1)

POWER 5 WIN LEADERS

1996-PRESENT

1. 207 Ohio State
2. 202 Oklahoma
3. 197 VIRGINIA TECH
- 197 Florida

TICKETS
 HOKIETICKETS.COM
 540.231.6731

HOKIES IN THE NFL

Hokies in the NFL 10, 168
 First-Round Draft Picks 142
 Tech Players in the NFL Draft 171
 Super Bowl/Pro Bowl Hokies 172

BEAMER LEGACY

BeamerBall 174
 Beamer Accomplishments 182
 Beamer Coaching Forest 183
 Beamer Way & Locker Room 184

UNIVERSITY & MEDIA INFORMATION

About Virginia Tech 186
 President Tim Sands 188
 Director of Athletics Whit Babcock 189
 Athletics Executive Staff 191
 HokieVision 191
 IMG College Sports Marketing 192
 Football Radio Affiliates 192
 Virginia Tech IMG Sports Network 193
 What's a Hokie? 193
 Athletics Communications 194
 Maps, Directions and Parking 195
 Keeping Up With the Hokies/Social Media 198
 Hokie Club 200



103

SEASON REVIEW

The 2016 season included playing in front of the biggest crowd in American football history, wins in a hurricane and over the Hurricanes, a first-ever victory at Notre Dame, extending its streak against Virginia, a return to the ACC Championship game and a historic comeback in the Belk Bowl.



119

RECORDS/HISTORY

Virginia Tech's history and football records are inextricably linked. A litany of NFL greats like Carroll Dale, Bruce Smith, Michael Vick and DeAngelo Hall firmly etched their names in Tech history during their memorable careers with the Hokies.



173

BEAMER LEGACY

Few figures in college football history are as beloved by their alma maters as Frank Beamer is by Virginia Tech. Even fewer individuals may have impacted their institutions more than Beamer did in his 29 seasons as the head coach of the Hokies.



185

UNIVERSITY/MEDIA

Virginia Tech continues to thrive under the leadership of President Tim Sands, while Director of Athletics Whit Babcock continues his fourth year in Blacksburg. Plus, complete information on how you can follow the Hokies through all of our official platforms and social media accounts.

ON THE COVER

Virginia Tech Football is celebrating its 125th anniversary in 2017. A collage of images from Tech's rich history graces the cover along with head coach Justin Fuente celebrating a Belk Bowl victory.



Photo Credits: Photographs in the 2017 Football Media Guide were taken by Dave Knachel, photography director for the Athletics Department, with the assistance of Lauren Rakes, Brooke Leonard, Keith Ulmer, Clare Cline and Malik Keaton. Other photographic contributors include Grant Pearrell, Brittany Tatum, Michael Shroyer, Whitney Davis, Laura Wolff, Ivan Morozov, Tyler Henderson, Woody Veasey, Gene Dalton, Damian Salas, Scott Cunningham, Pro Football Hall of Fame, NFL Communications, Jennifer Bolling of Picsee Studio, Fallon Kreye Photography, Metzger Studios and the photographers of Virginia Tech Visual Communications.

24 STRAIGHT BOWLS

Virginia Tech's 24-game bowl streak is America's longest active string of bowl berths recognized by the NCAA and is tied for the fourth-longest in college football history. Georgia owns the next-closest active streak at 19 straight seasons.

<p>1993</p>  <p>Virginia Tech 45, Indiana 20</p>	<p>1994</p>  <p>Tennessee 45, Virginia Tech 23</p>	<p>1995</p>  <p>Virginia Tech 28, Texas 10</p>	<p>1996</p>  <p>Nebraska 41, Virginia Tech 21</p>	<p>1998</p>  <p>North Carolina 42, Virginia Tech 3</p>	<p>1998</p>  <p>Virginia Tech 38, Alabama 7</p>	<p>2000</p>  <p>Florida State 46, Virginia Tech 29</p>	<p>2001</p>  <p>Virginia Tech 41, Clemson 20</p>
<p>2002</p>  <p>Florida State 30, Virginia Tech 17</p>	<p>2002</p>  <p>Virginia Tech 20, Air Force 13</p>	<p>2003</p>  <p>California 52, Virginia Tech 49</p>	<p>2005</p>  <p>Auburn 16, Virginia Tech 13</p>	<p>2006</p>  <p>Virginia Tech 35, Louisville 24</p>	<p>2006</p>  <p>Georgia 31, Virginia Tech 24</p>	<p>2008</p>  <p>Kansas 24, Virginia Tech 21</p>	<p>2009</p>  <p>Virginia Tech 20, Cincinnati 7</p>
<p>2009</p>  <p>Virginia Tech 37, Tennessee 14</p>	<p>2011</p>  <p>Stanford 40, Virginia Tech 12</p>	<p>2012</p>  <p>Michigan 23, Virginia Tech 20</p>	<p>2012</p>  <p>Virginia Tech 13, Rutgers 10 (OT)</p>	<p>2013</p>  <p>UCLA 42, Virginia Tech 12</p>	<p>2014</p>  <p>Virginia Tech 33, Cincinnati 17</p>	<p>2015</p>  <p>Virginia Tech 55, Tulsa 52</p>	<p>2016</p>  <p>Virginia Tech 35, Arkansas 24</p>

#24 STRAIGHT AMERICA'S LONGEST BOWL STREAK

*Among Power Five teams as recognized by the NCAA



ALL-TIME LONGEST BOWL STREAKS

School	Seasons	Started	Ended
1. Nebraska	35	1969	2003
2. Michigan	33	1975	2007
3. Alabama	25	1959	1983
4. Virginia Tech	24	1993	present
Florida State	24	1982	2005*
6. Florida	22	1991	2012

*Bowl appearance vacated by NCAA.



COMMONWEALTH CUP DOMINANCE

Hokies Top Team Over Past 18 Seasons in FBS In-State Rivalry Games

Over the past 18 seasons, Virginia Tech has dominated its in-state FBS rival like no other major program. While not an exhaustive list, here is a look at how the Hokies' 17-1 record vs. UVA stacks up over the past 18 years against some of the other national in-state rivalries.

RECORD	TEAM	RIVAL	RIVALRY/TROPHY	CURRENT WIN STREAK	TEAM
1. 17-1 (.944)	Virginia Tech	Virginia	Commonwealth Cup	13 Games	Virginia Tech
2. 14-4 (.778)	Oklahoma	Oklahoma St.	Bedlam	2 Games	Oklahoma
14-4 (.778)	USC	UCLA	Victory Bell	2 Games	USC
4. 13-5 (.722)	Washington	Washington St.	Apple Cup	4 Games	Washington
5. 12-6 (.667)	Oregon	Oregon State	Civil War	1 Game	Oregon State
6. 11-7 (.611)	Stanford	California	Big Game	7 Games	Stanford
11-7 (.611)	Clemson	South Carolina	The Palmetto Bowl	3 Games	Clemson
8. 11-8 (.579)	Florida State	Miami	<i>(includes a bowl game)</i>	7 Games	Florida State
9. 10-8 (.556)	Florida State	Florida	Sunshine Showdown	4 Games	Florida State
10. 9-9 (.500)	Alabama	Auburn	Iron Bowl	3 Games	Alabama
9-9 (.500)	Michigan St.	Michigan	Paul Bunyan	1 Game	Michigan
9-9 (.500)	Miss. State	Ole Miss	Egg Bowl	1 Game	Miss. State

13 STRAIGHT WINS

Date	Score	Site	Date	Score	Site	Date	Score	Site
11/27/04	24-10	Blacksburg	11/28/09	42-13	Charlottesville	11/28/14	24-20	Blacksburg
11/19/05	52-14	Charlottesville	11/27/10	37-7	Blacksburg	11/28/15	23-20	Charlottesville
11/25/06	17-0	Blacksburg	11/26/11	38-0	Charlottesville	11/26/16	52-10	Blacksburg
11/24/07	33-21	Charlottesville	11/24/12	17-14	Blacksburg			
11/29/08	17-14	Blacksburg	11/30/13	16-6	Charlottesville			



TECH TRADITIONS

NOTHING defines Lane Stadium more than the playing of “Enter Sandman”

as the team runs out of the tunnel before kickoff.

For the past 17 years, Tech fans have become part of the stadium’s “Enter Sandman” culture. Virginia Tech has played the introduction of the Metallica classic as the team has emerged out of the tunnel and onto Worsham Field since 2000.



HOKIE STONE

Before each home football game, Tech’s players and coaching staff enter Lane Stadium through the tunnel to Worsham Field. As they pass beneath a Hokie Stone they touch for good luck, they see these words: “For those who have passed. For those to come ... Reach for Excellence.”



HOKIE VILLAGE

Located on the turf soccer practice field, across Beamer Way from Lane Stadium, Hokie Village opens up 3.5 hours before kickoff, is free for all, and begins Tech’s gameday experience.





HOKIE WALK

Established in 2001, when the football team arrives on campus about 2.5 hours before kickoff, the Hokies take the short walk up Beamer Way sandwiched on either side by the Tech faithful.



MARCHING VIRGINIANS

Known as "The Spirit of Tech" and established in 1974, the Marching Virginians draw from the general student body and perform at halftime of every home football game.



THE HIGHTY TIGHTIES

A Regimental Band, the Highty Tighties are Tech's longest-serving musical organization and the oldest college band in the Commonwealth and is a company in the third battalion of the Virginia Tech Corps of Cadets.



SKIPPER

In 1963, three Virginia Tech students and Corps of Cadets members built a cannon and it made its debut against VMI in the two schools' annual Thanksgiving Day game. The students named the cannon "Skipper" after President John F. Kennedy was assassinated on November 22, 1963. Ever since, Skipper fires outside of Lane Stadium at the opening of Hokie Village, after the national anthem and whenever the Hokies score.



HOKIE POKEY

The spirit teams and the Marching Virginians' tuba section lead the Lane Stadium crowd in Blacksburg's rendition of the Hokie Pokey.



NATIONAL ATTENTION



"NESTLED IN THE APPALACHIAN MOUNTAINS IN SOUTHWESTERN VIRGINIA, BLACKSBURG IS A BEAUTIFUL COLLEGE TOWN SETTING. TAILGATE PARTIES DOT VIRTUALLY EVERY OPEN SPACE AROUND LANE STADIUM AND THERE'S A REAL SENSE OF HOSPITALITY TOWARD VISITORS - AT LEAST UNTIL THE GAME STARTS. THE HOKIES ROARING ONTO THE FIELD TO THE STRAINS OF METALLICA'S 'ENTER SANDMAN' MAKES KICKOFF SEEM ALMOST ANTICLIMACTIC. IT IS ONE OF THE BEST SCENES IN COLLEGE FOOTBALL."
- RECE DAVIS - ESPN'S COLLEGE GAMEDAY



ESPN'S THURSDAY NIGHT FOOTBALL

Since the inception of ESPN's Thursday Night Football package in 1991, the Hokies are 23-9 (.719) in such games. The only other team that has even played in as many Thursday night games as Virginia Tech has won is Georgia Tech, and the Hokies are a perfect 6-0 in Thursday contests against the Yellow Jackets.

- Most Appearances**
1. 32 Virginia Tech
 2. 28 Georgia Tech
 3. 20 Texas A&M

- Most Home Games**
1. 21 Georgia Tech
 2. 17 Virginia Tech
 3. 13 BYU, N.C. State & Miss. State




ATHLON'S TOP 5 CFB TWITTER ACCOUNTS, 2016

1. Ohio State @OhioStateFB
2. Oregon @WinTheDay
3. Virginia Tech @VT_Football
4. Nebraska @HuskerFBNation
5. Utah @Utah_Football



Chris Fowler [Follow](#)
 @cbfowler
 and as I've often said, @CollegeGameDay owes a debt to #Beamer. He got it. & elevated road shows energy. Blacksburg raised the bar late 90s
 5:28 PM - 1 Nov 2015
 770 868





*"DURING THE HOKIES' RUN TO THE CHAMPIONSHIP GAME IN '99 FOOTBALL SEASON, IT WAS THE AMAZING SPIRIT OF VIRGINIA TECH THAT HELPED US TAKE GAMEDAY'S ROAD SHOWS TO A LEVEL WE'D NEVER IMAGINED."
- CHRIS FOWLER - ESPN*



STAFF

HOKIES

REVIEW

HISTORY

PROS

BEAMER

MEDIA

HOKIES IN THE NFL

NO. 1 OVERALL PICKS

Dating back to 1970, no current ACC team owns more No. 1 overall picks in the NFL Draft than Virginia Tech.



BRUCE SMITH

#1 Overall Pick
1985 NFL Draft

- Pro Football Hall of Fame – Class of 2009
- NFL's all-time sack leader – 200.0 career
- #78 retired by both Virginia Tech & Buffalo Bills
- Four Super Bowls, 11 Pro Bowls and 9-time All-Pro selection
- Two-time AP NFL Defensive Player of the Year



MICHAEL VICK

#1 Overall Pick – 2001 NFL Draft

- Four-time Pro Bowl selection
- 143 regular NFL games (115 starts)
- Most career rushing yards by a QB in NFL history (6,109)
- #7 jersey retired by Virginia Tech

NO. 1 NFL DRAFT PICKS SINCE 1970

VIRGINIA TECH 2



MIAMI 2

FLORIDA STATE 1



N.C. STATE 1



THIS IS HOME

The Spring Game annually attracts thousands of Hokies and some of Tech's most prominent football alums, including the likes of Bruce Smith, Andre' Davis, Kam Chancellor, Tyrod Taylor, Kendall Fuller and many, many more!

THE 757 PLAYS HERE!

One of the most talent-laden regions in America, the 757 has sent countless football phenoms to Virginia Tech who have gone on to excel in the NFL. The litany of Pro Bowl performers from the 757 includes Pro Football Hall of Fame inductee Bruce Smith and Mike Vick, as well as current NFL stars like DeAngelo Hall, Kam Chancellor and Tyrod Taylor.

CURRENT PRO BOWL HOKIES IN NFL

T
Duane Brown
Houston

S
Kam Chancellor
Seattle

CB
DeAngelo Hall
Washington

QB
Tyrod Taylor
Buffalo




HOKIES ON CURRENT NFL ROSTERS

(as of June 7, 2017)

DT	Woody Baron	Dallas
T	Duane Brown	Houston
S	Kam Chancellor	Seattle
S	Chuck Clark	Baltimore
RB	Trey Edmunds	New Orleans
DE/LB	Ken Ekanem	Denver
S	Antone Exum, Jr.	Minnesota
WR	Isaiah Ford	Miami
WR	Corey Fuller	New Orleans
CB	Kendall Fuller	Washington
CB	Kyle Fuller	Chicago
T	Laurence Gibson	Houston
S	DeAngelo Hall	Washington
TE	Bucky Hodges	Minnesota
TE	Ryan Malleck	Baltimore
T	Jon McLaughlin	Arizona
LB	Dadi Nicolas	Kansas City
RB	Sam Rogers	L.A. Rams
DE	Darryl Tapp	New Orleans
QB	Tyrod Taylor	Buffalo
TE	Logan Thomas	Buffalo
DT	Nigel Williams	Buffalo

DEANGELO HALL'S
43
ARE THE MOST OF ANY ACTIVE PLAYER
CAREER INTERCEPTIONS



TWO-TIME NFL COACH OF THE YEAR

Bruce Arians took a long and winding path before finally becoming an NFL head coach. This former Tech quarterback has a penchant for getting the best out of passers at the pro level with his notable pupils including Super Bowl champions Peyton Manning and Ben Roethlisberger, as well as the likes of Carson Palmer and Andrew Luck.

BRUCE ARIANS

Quarterback – Virginia Tech (1972-74)

Head Coach – Arizona Cardinals (2013-present)

- Associated Press NFL Coach of the Year – Indianapolis Colts (2012)
- Associated Press NFL Coach of the Year – Arizona Cardinals (2014)



Bruce Arians pictured (left) as a Virginia Tech quarterback, and most recently as head coach of the Arizona Cardinals, proudly sporting his Hokies' swag.



OTHER HOKIES IN NFL ROLES

Malcolm Blacken	Washington	Director of Player Development
Eugene Chung	Philadelphia	Assistant O-Line/Tight Ends/Run Game
Keith Gray	Philadelphia	Assistant Strength & Conditioning
Anthony Midget	Houston	Assistant Secondary
Chris Peduzzi	Philadelphia	Head Athletic Trainer
Nick Rapone	Arizona	Defensive Backs
Nick Sorensen	Seattle	Secondary

EUGENE CHUNG



STAFF

HOKIES

REVIEW

HISTORY

PROS

BEAMER

MEDIA

VT FOOTBALL IS FAMILY

The Virginia Tech football program prides itself on the family atmosphere it instills. That atmosphere hasn't gone unnoticed as many sets of sons and brothers of former Hokies have followed in the footsteps of their fathers and older brothers and decided to play in Blacksburg. Since 1987, Tech has seen 25 sets of brothers (27 total) and seven fathers and their sons compete for the Hokies. Below is a comprehensive list of those families who have sent multiple relatives to Tech, with current Hokies in **bold**.

Nathaniel Adibi (lettered 2000-03)
Brother: Xavier Adibi (lettered 2004-07)

Ken Barefoot (lettered 1965-67)
Sons: Ken Barefoot, Jr. (lettered 1987-88)
Jason Barefoot (on 1988-90 teams)

Jim Baron (lettered 1994-95)
Nephew: Woody Baron (senior, lettered 2013-16)

Frank Beamer (lettered 1966-68)
(head coach 1986-present)
Son: Shane Beamer (lettered 1996-99)
(associate head coach 2011-15)

Tom Beasley (lettered 1973-76)
Son: Chad Beasley (lettered 1998-01)

Mike Borden (lettered 1979-80)
Brother: Karl Borden (lettered 1987-88, 90)

Nekos Brown (lettered 2006-09)
Brother: Wiley Brown (lettered 2010-11)

Mike Burnop (lettered 1970-72)
Son: Greg Burnop (played in 2002)

Bo Campbell (lettered 1989-92)
Son: Tariq Edwards (lettered 2010-11, 13)

Eugene Chung (lettered 1988-91)
Son: **Kyle Chung (r-junior)**

Tom Cooper (lettered 1974-76)
Son: Chad Cooper (lettered 2001-04)

Ron Davidson (lettered 1966-68)
Son: Ron Davidson, Jr. (on the 1987-90 teams)

Ken Edwards (lettered 1967-69)
Son: Tommy Edwards (lettered 1993-94)

Trey Edmunds (lettered 2013-15)
Brothers: **Terrell Edmunds (r-junior, lettered 2015, 16)**
Tremaine Edmunds (junior, lettered 2015, 16)

George Evans (lettered 1979-82)
Son: Zac Evans (played in 2009)

Rich Fox (lettered 1986-89)
Son: Coleman Fox (r-freshman)

Vincent Fuller (lettered 2001-04)
Brothers: Kyle Fuller (lettered 2010-13)
Corey Fuller (lettered 2012)
Kendall Fuller (lettered 2013-15)

Dr. Mike Gentry (former Assistant AD)
Son: Bo Gentry (lettered 2011)

George George, Jr. (played in the '70s)
Son: George George III (lettered 2011-12)

Kirk Gray (on 1990-92 teams)
Brother: Keith Gray (lettered in 1994)

Chad Grimm (lettered 2006)
Brother: Cody Grimm (lettered 2006-09)

Billy Hardee, Jr. (lettered 1973-75)
Son: Billy Hardee III (lettered 2000-02)

Scott Hawkins (lettered 1969 & 1971)
Son: Cullen Hawkins (lettered 1996-97, 1999-00)

Danny Hill (lettered 1976-79)
Brother: Scott Hill (lettered 1986-89)

Antoine Hopkins (lettered 2009-12)
Brother: Derrick Hopkins (lettered 2010-13)

Bill Houseright (lettered 1973-77)
Sons: Bill Houseright, Jr. (lettered 1995)
Jake Houseright (lettered 1998-01)
Jonas Houseright (lettered 2006-08)

Connor Kish (r-sophomore)
Brother: **Kevin Kish (r-sophomore)**

Billy Leeson (lettered 1982-84)
Son: Nick Leeson (lettered 2003, 2005-06)

Kenny Lewis, Sr. (lettered 1977-79)
Son: Kenny Lewis, Jr. (lettered 2006-08)

Kevin Lewis (lettered 2000-04)
Brother: Jonathan Lewis (lettered 2002-05)

Bobby Martin (lettered 1986-89)
Son: B.J. Martin (on 2013 team)

Orion Martin (lettered 2005-08)
Brother: Cam Martin (lettered 2006-09)

Joe Moss (lettered 1958-59 & 1961)
Sons: Andrew Moss (lettered in 1990)
Billy Moss (lettered in 1992)

Myron Newsome (lettered 1995-96)
Son: **Deon Newsome (r-senior, lettered 2014-15)**

D.J. Parker (lettered 2004-07)
Brother: Matt Wright (on 2006 team)

Willie Pile (lettered 2000-02)
Brother: Ben Barber (on 2009 team)

Dennis Semones (lettered in 1966)
Son: Brandon Semones (lettered 1993-96)

Ryan Shuman (lettered 2006-08)
Brother: Mark Shuman (lettered 2013)

Bruce Smith (1981-84)
Son: Alston Smith (lettered 2013, 2015)

Lenny Smith (lettered 1968-70)
Son: Ryan Smith (lettered 1997-98)

Terry Smith (lettered in 1990)
Brother: Eric Smith (lettered in 1992)



Sidney Snell (lettered 1977-80)
Brother: Donald Wayne Snell (lettered 1984-86)
Son: Zach Snell (played 2012-14)
Nephew: Brenden Motley (lettered 2014-16)

Billy Swarm (lettered 1991-92)
Brother: Joe Swarm (lettered 1992-93)

Anthony Thibodeau (lettered in 2000)
Brother: John Thibodeau (on 2003-04 teams)

Devin Vandyke (played 2012-14)
Brother: Ronny Vandyke (lettered 2012, 2014-15)

Michael Vick (lettered 1999-00)
Brother: Marcus Vick (lettered 2003, 05)

Ed Wang (lettered 2006-09)
Brother: David Wang (lettered 2011-14)

Blake Warren (lettered 2002-05)
Brothers: Brett Warren (lettered 2004-05, 2007-08)
Beau Warren (lettered 2007-10)

T.J. Washington (lettered 1994-96)
Brother: Todd Washington (lettered 1995-97)

Rich Williams (lettered 1987-88)
Brother: Ryan Williams (lettered 1991-94)

Denny Windmuller (1978-79)
Nephew: Hunter Windmuller (on 2012-13 teams)

Cam Young (lettered 1988-89)
Son: **Trent Young (r-junior, lettered 2015)**



The Fullers (left) became the first quartet of brothers in NFL history to all be drafted after playing at the same school. Their story entitled "Fuller House" was featured in *Sports Illustrated* in 2016.



CONFERENCE TITLES

MOST ACC CHAMPIONSHIPS SINCE 2004

VIRGINIA TECH	4	
FLORIDA STATE	4	
CLEMSON	3	
WAKE 1		



VIRGINIA TECH FOOTBALL CONFERENCE CHAMPIONSHIPS

Year	Record	Conference	Coach
1909	6-1	South Atlantic	Branch Bocock
1916	7-2	South Atlantic	Jack Ingersoll
1918	7-0	South Atlantic	Charles Bernier
1963	8-2	Southern	Jerry Claiborne
1995	10-2	Big East	Frank Beamer
1996	10-2	Big East	Frank Beamer
1999	11-1	Big East	Frank Beamer
2004	10-3	ACC	Frank Beamer
2007	11-3	ACC	Frank Beamer
2008	10-4	ACC	Frank Beamer
2010	11-3	ACC	Frank Beamer



STAFF
 HOKIES
 REVIEW
 HISTORY
 PROS
 BEAMER
 MEDIA

LUNCH PAIL D



The famed Virginia Tech Lunch Pail has come to symbolize the blue-collar approach of the Hokies' defense under longtime defensive coordinate Bud Foster.



In 1995, Foster served as co-defensive coordinator with Rod Sharpless, whose mother-in-law found the original Lunch Pail in Mercerville, New Jersey. The pail once belonged to a coal miner and after a record-setting defensive season, the Lunch Pail became an iconic part of Hokies' lore.



The Pail travels wherever the Hokies go and its care is only entrusted to a defensive leader.



Before the start of every season, a signed mission statement from the defense is placed in The Pail. Then every week, unit goals, team goals and keys to success are placed in The Pail, plus the turf from any road victories.



Since 2007, The Pail has also contained the names of the 32 fallen Hokies taken in the April 16 tragedy.



Corey Moore – whose jersey No. 56 is retired by Tech – is the only player who has ever earned lifetime possession of an incarnation of The Pail from Foster.



In 2015, The Pail made its debut on ESPN's SportsCenter set with Chris McKendry, Coach Beamer and Jay Crawford.

SHUTOUTS DURING THE BUD FOSTER ERA (31)


Date	Score	Opponent	Date	Score	Opponent	Date	Score	Opponent
9/23/89	23-0	Temple	10/16/99	62-0	Syracuse	9/17/05	45-0	Ohio
11/4/89	18-0	Vanderbilt	9/16/00	49-0	Rutgers	9/2/06	38-0	Northeastern
10/7/95	14-0	at Navy	9/8/01	31-0	Western Michigan	9/16/06	36-0	Duke
10/28/95	27-0	at West Virginia	9/22/01	50-0	at Rutgers	11/11/06	23-0	Kent State
10/12/96	38-0	Temple	10/6/01	35-0	at West Virginia	11/25/06	17-0	Virginia
9/27/97	50-0	Arkansas State	11/10/01	35-0	at Temple	9/25/10	19-0	at Boston College
11/1/97	37-0	UAB	9/28/02	30-0	at Western Michigan	11/26/11	38-0	at Virginia
9/12/98	37-0	at Clemson	9/6/03	43-0	James Madison	9/22/12	37-0	Bowling Green
10/8/98	17-0	at Boston College	9/11/04	63-0	Western Michigan	9/17/16	49-0	Boston College
10/24/98	41-0	at UAB	10/16/04	62-0	Florida A&M			
9/4/99	47-0	James Madison	9/10/05	45-0	at Duke			



1



2



4



3



5

1. Woody Baron and Bud Foster celebrate a 2016 win at Notre Dame
2. Terrell Edmunds walks up the tunnel with two important pieces of equipment
3. Greg Stroman and other Hokies have #LPD ink!
4. Cecilia Fuente was the "pail-holder" for the 2016 ESPN Car Wash
5. Ken Ekanem helped Tech secure a win at Boston College in 2015

NOTABLE ALUMS OF **VT**

STAFF

HOKIES

REVIEW

HISTORY

PROS

BEAMER

MEDIA



Herb Thomas

HERBERT J. THOMAS, JR.
(Class of 1944)

Thomas, a former football player, received the Medal of Honor for action on Bougainville Island in the South Pacific during World War II. During a battle, Thomas threw a grenade, but the jungle vines dropped it back among his men. Thomas jumped on the grenade, giving his life to save the lives of his men.

CHRISTOPHER KRAFT
(Class of 1944)

Kraft, a former baseball player, is a retired NASA engineer who established the agency's "Mission Control" operation. He served as the agency's first flight director and oversaw the first human spaceflight, orbital flight and spacewalk. The Mission Control Center at the Lyndon B. Johnson Space Center in Houston is named after Kraft, who graduated from Tech with a degree in aeronautical engineering.

ROBERT RICHARDSON
(Class of 1958 and 1960)

Richardson brought international notoriety to Virginia Tech when she established the 1996 Nobel Prize in Physics with two others for their 1972 discovery of the property of superfluidity in helium-3 atoms. He received both his undergraduate and master's degrees in physics from Virginia Tech and spent nearly his entire career as a professor and physics researcher at Cornell.

IRVING PEDDREW
(Class of 2016)

Peddrew was the first African-American student to attend Virginia Tech and the first to attend any historically all-white four-year public institution in the 11 former states of the Confederacy when he enrolled in 1953. Peddrew studied at Tech for three years before moving to California to join the workforce. In 2016, the university presented him with an honorary Bachelor of Science degree in electrical engineering.

CHARLIE YATES
(Class of 1958)

Yates was the first African-American graduate of Virginia Tech, receiving his degree in mechanical engineering 1958. He later became a college professor and twice returned to Virginia Tech to work. The final time was in 1987 when he served as an associate professor in the aerospace and engineering department. He remained at Tech until his retirement in 2000. In 2010, he passed away after a long bout with leukemia.

HOMER HICKAM
(Class of 1964)

As a Corps of Cadets member, Hickam designed Skipper, the iconic cannon Virginia Tech fires during football games when it scores and also at other functions. After graduating with a degree in industrial engineering, Hickam served in the military during the Vietnam War, and after he returned, he worked for NASA. But he is best known as an author, with his memoir "Rocket Boys," becoming a New York Times best seller. The 1999 movie entitled "October Sky" was based off Hickam's book.

DAVE CALHOUN
(Class of 1979)

Calhoun is the senior managing director and head of private equity portfolio operations of Blackstone. He also has worked as a vice chairman of The General Electric Company. He graduated with a degree in accounting and serves on the Pamplin College of Business Advisory Council.

ROB WITTMAN
(Class of 1981)

Wittman earned his degree in biological sciences and worked for 26 years in state government as a field director for the division of shellfish sanitation in the Virginia health department and as an environmental health specialist for local health departments in the commonwealth. He transitioned to politics, and today, the former Corps of Cadets member is a U.S. Congressman, representing Virginia's 1st Congressional District.

LETITIA "TISH" LONG
(Class of 1982)

Long began her career in the U.S. Navy before she even graduated with her degree in electrical engineering, serving as an intern developing capabilities for the submarine force. She eventually moved into intelligence arena, and in 2010, became the director of the National Geospatial-Intelligence Agency. She became the first woman to lead a major U.S. intelligence agency. In 2014, she retired after 36 years of federal service.

HODA KOTB
(Class of 1986)

Kotb works as a co-anchor for the fourth hour of the TODAY show with Kathie Lee Gifford and she also serves as a correspondent for Dateline NBC, an investigative show. In addition, she has written three books and once served as Virginia Tech's commencement speaker (2008). She graduated from the university with a degree in broadcast journalism.

STEVE MOLLENKOPF
(Class of 1992)


Mollenkopf began his career with Qualcomm more than 20 years ago as an engineer and eventually led the chipset business, overseeing the launch of the 4G technology. In 2010, he moved into the role of chief operating officer and he now serves as the CEO of the company. He graduated from the university with a degree in electrical engineering.

ROGER CRAIG
(Class of 1999)


Craig graduated with degrees in biological sciences and biochemistry and has published eight papers in the field of bioinformatics. But he is best known for holding the record for highest single-day winnings on the quiz show Jeopardy, which he set on Sept. 14, 2010. In 2011, he returned to win the Jeopardy! Tournament of Champions.



Christopher Kraft presented a moon rock to Virginia Tech in 2006.



Charlie Yates (left) and Irving Peddrew



VIRGINIA TECH INDOOR PRACTICE FACILITY



2 737 jets can fit inside the building (nose to tail)



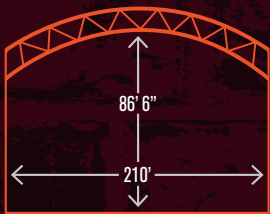
26,500 Square feet of glass and translucent panels, which is just over half an acre



11,213 Square feet of Hokie Stone on the facade

1,200 Tons of specially engineered steel were utilized

Over 86 feet from the field to the bottom of the truss—a must for the kicking game!



86 feet 6 inches

The Statue of Liberty could easily fit inside the facility



← 305' →



← 400' →



60,000

Square feet of precast concrete panels with the majority of weighing over

18 TONS

7,905,108

Cubic feet of space, enough room to fill

89 OLYMPIC POOLS

8

UT PROSIM

Porticoes feature the same values as the eight pylons of Virginia Tech's War Memorial: Brotherhood, Honor, Leadership, Sacrifice, Service, Loyalty, Duty and Ut Prosim



NIKE UNIFORMS

As Virginia Tech football entered a new chapter under head coach Justin Fuente in 2016, we did so with a refreshed brand identity that honors our visual past and positions us to attract and engage new student-athletes, faculty and supporters for the future. In partnership with NIKE, Virginia Tech Athletics refreshed its marks and colors to create a consistent look to one of the most recognized brands in all of college athletics.

NIKE and Virginia Tech students-athletes, coaches, administrators and alumni collaborated on the brand evolution program for 18 months, gathering insights on key attributes of the university.

As part of the updated brand identity, all 22 Virginia Tech varsity sports showcase consistent colors, logos, lettering and numerals. To ensure consistency across all sports, Virginia Tech will reinforce the primary VT logo that honors the tradition and creates distinction for the next generation.



STAFF

HOKIES

REVIEW

HISTORY

PROS

BEAMER

MEDIA

LANE STADIUM

A TRUE HOMEFIELD ADVANTAGE

NO. 1

Best Homefield Advantage in College Football (Rivals.com)

Lane Stadium doesn't blow people away by the brute strength of a massive stadium, but with knowledgeable fans that always reach a frenzied pitch at the right time, the Hokies make the most of their numbers.

Every good stadium has at least one end designed for deafening noise levels, and the enclosed South End Zone at Lane Stadium fits the bill perfectly. Holding more than 11,000 screaming Virginia Tech fans, the section amplifies noise and renders audibles useless. That's not to mention the isolation factor. With the nearest major airport nearly 45 minutes away, opponents' fans are never out in force at Lane Stadium.

NO. 2

Best College Football Town in America (USA Today Survey)

NO. 2

Scariest Venue for Opposing Teams (ESPN the Magazine)

The two loudest places I've ever seen a game are Lane Stadium and the Orange Bowl, but the Hokies' home crowd is a lot more consistent. The whole place rocks when they crank up "Enter Sandman." I remember watching a decent BC team go there on a Thursday night and completely melt down.

NO. 2

Best Entrances in College Football (Sports Illustrated)

This entrance is one of the purest slices of Americana you will ever experience.



*"I JUST LOVE GREAT COLLEGE ENVIRONMENTS AND I THINK BLACKSBURG AND VIRGINIA TECH WAS ONE OF THE BEST I'VE BEEN AROUND."
- OHIO STATE HEAD COACH URBAN MEYER*

NO. 6

College Football Stadium & Tailgate Fans Should Visit Before They Die (Bleacher Report)

NO. 7

Loudest College Football Stadium (Bleacher Report)





STAFF

HOKIES

REVIEW

HISTORY

PROS

BEAMER

MEDIA

LANE STADIUM FAST FACTS

Capacity 66,632
Seasons 53rd in 2017
Inaugural Season 1965
Construction Began April 1964
**New Press Box/
 West Side Completed** 2006
**South End Zone
 Expansion Completed.** 2002
All-Time Tech Games 296
Tech's Record 210-80-6 (.720)
Longest Tech Win Streak 16 games
 (9/4/99 – 10/13/01)
Elevation Above Sea Level . . . 2,057 feet

MILESTONE GAMES

	DATE	OPPONENT	RESULT
Inaugural Game & Win	10/2/65	William & Mary	W 9-7
First Televised Game	10/29/66	Florida State	W 23-21
First Night Game	11/25/82	Virginia	W 21-14
First Win Under Beamer	10/3/87	Navy	W 31-11
First ESPN Game	11/24/90	Virginia	W 38-13
Worsham Field Dedicated	9/5/92	James Madison	W 49-10
First BIG EAST Game	9/26/92	West Virginia	L 16-7
First BIG EAST Win	10/16/93	Temple	W 55-7
100th Win	9/22/94	West Virginia	W 34-6
First Thursday Night Game	9/22/94	West Virginia	W 34-6
Program's 1,000th Game	9/4/99	James Madison	W 47-0
First College Gameday Appearance	10/16/99	Syracuse	W 62-0
First ACC Game & Win	9/18/04	Duke	W 41-17
200th Win	10/13/12	Duke	W 41-20
Beamer's Final Home Win	10/9/15	N.C. State	W 28-13
Beamer's Final Home Game	11/21/15	North Carolina	L 30-27 OT
Fuente's First Game	9/3/16	Liberty	W 36-13
300th Game	10/20/16	Miami	W 37-16



Strength and conditioning program epitomizes what head coach Justin Fuente wants his program to embody — #HardSmartTough

The words can be found right above the entrance to the Virginia Tech football team's weight room.

They are displayed big and boldly – Hard, Smart, Tough.

Those three pillars represent the foundation of head coach Justin Fuente's football program and the construction of that foundation starts in the weight room, where Ben Hilgart, the associate athletics director for strength and conditioning, oversees that construction.

He and his staff want to make this team tough, and more importantly, instill Fuente's vision for the program.

"I think it starts with culture," Hilgart said. "It's bigger than any bench press or back squat that we'll do. Our job as a strength and

conditioning coach is to promote the culture and instill the vision that the head football coach has for this entire program. That's something we can do every day.

"We have the unique opportunity to be around these players every single day. We're around them more than the assistant coaches are, so every single day, we're going to promote the culture and the vision of this football program.

Beyond that, it's athletic development. We'll have a comprehensive plan in place that will train all aspects of athletic performance. I've coached five-star kids and zero-star kids and it all comes down to development and maximizing these kids' potential."





2017 HARD HAT WINNERS

During winter strength and conditioning workouts, Coach Hilgart and his staff recognized 33 Hokies for their exemplary performance. In alpha order:

Adonis Alexander	Sean Daniel	Reggie Floyd	Billy Ray Mitchell	Parker Osterloh	Tim Settle	Colton Taylor
Xavier Burke	Divine Deablo	Eric Gallo	Andrew	Steven Peoples	Anthony Shegog	Wyatt Teller
AJ Bush	Terrell Edmunds	Daniel Griffith	Motuapuaka	Colt Pettit	Joey Slye	Tyrone Thornton
Austin Cannon	Tremaine Edmunds	Josh Jackson	Deon Newsome	Cam Phillips	Tyrell Smith	Ricky Walker
Jack Click	Brandon Facyson	Dalton Keene	Yosuah Nijman	D.J. Reid	Greg Stroman	

#BIGSQUATFRIDAY

Under Hilgart, #BigSquatFriday has become a new Virginia Tech off-season tradition where players finish their Friday workouts by piling plenty of weight on the bar as their coaches and teammates enthusiastically cheer them on. Wyatt Teller, Tim Settle and Steven Peoples are among the many Hokies who have distinguished themselves on #BigSquatFriday.



VT SPORTS NUTRITION

H - HYDRATE

O - OUTSMART HUNGER WITH FREQUENT MEALS

K - KNOW YOUR ENERGY NEEDS

I - IMMEDIATELY REFUEL AFTER WORKOUTS

E - EAT A BALANCED AND VARIED DIET

SPORTS NUTRITION SERVICES:

Individualized Meal Plans for Weight Gain/Weight Loss	Bulletin Boards on Hot Topics
Education/Distribution of NCAA permissible supplements	Nutrient-deficiency Screening
Team Talks on Sport Specific Topics	Injury & Illness Prevention
Handouts on Various Sports Nutrition Topics	Disordered Eating Counseling
Grocery Store Tours, Cooking Demos, Dine with a Dietitian	Travel Meal Arrangements
Body Composition Analysis using the Bod Pod	Pre-game/Post-game meals
Training Table Development/Supervision	Dining Hall Education
Nutrition Oasis: Pre and Post Fueling, Open M-F	And more...

Jennie Zabinsky, Assistant Athletics Director - jlschaf@vt.edu • Aly Onyon, Assistant Director - onyon92@vt.edu
Matt Luongo, Graduate Assistant • Peter Ritz, Graduate Assistant • Megan McLeod, Fellow

HOKIE FUEL

STAFF

HOKIES

REVIEW

HISTORY

PROS

BEAMER

MEDIA

Eating healthy and making food functional for athletic performance are important aspects of a Virginia Tech student-athlete's life, and that's why the athletics department implemented the sports nutrition program in July of 2002. Jennie Zabinsky is the department's director of sports nutrition.

The sports nutrition program offers a wide variety of services that aim to enhance the performance of each student-athlete. Services include individual assessments, team talks, body composition analysis using the Bod Pod, grocery store tours, supplement management and education, disordered eating counseling, travel meal arrangements,

and football training table menu planning and management. Zabinsky works closely with coaches, team physicians, athletic trainers, strength coaches and the sport psychologist to address any performance concerns. She directs the nutrition and performance committee that meets monthly to discuss student-athletes of concern.

The sports nutrition staff manages two facilities, the Nutrition Oasis and Fueling Station, that provide athletes fuel in between workouts, classes and meals. Each facility provides recovery beverages, Gatorade products, smoothies, and a variety of high performance snack options as well as nutrition education resources.



This is HOME

Blacksburg and The New River Valley are one of the nation's best places to call home. Here is a sample of the national recognition our area has received for its great quality of living.

DOWNTOWN BLACKSBURG

offers more than 160 businesses and restaurants, making it easy to meet both students and residents.



BLACKSBURG

is one of the most "wired" communities on the planet, offering mobile connection to the Internet from anywhere in town.



The 150,000-square-foot P. Buckley Moss Center for the Arts, which includes a 1,260-seat performance hall, is a cultural asset for the region.



Known as the Star City, nearby Roanoke provides an eclectic mix of shopping, dining and cultural experiences for residents and visitors.

BEST COLLEGE TOWN IN THE SOUTH
Reader's Choice – Southern Living

BEST SOUTHERN COLLEGE TOWN
Garden & Gun Reader Favorite

NO. 1 - BEST QUALITY OF LIFE
Princeton Review – 2017

NO. 1 - STUDENTS LOVE THESE COLLEGES
Princeton Review - 2017

NO. 1 - BEST CAMPUS FOOD
Niche

NO. 1 - FITTEST COLLEGE IN AMERICA
The Active Times

NO. 2 - HAPPIEST STUDENTS
Princeton Review - 2016



Southwest Virginia is a hotbed of activity for hikers, bikers and nature lovers along the Appalachian Trail and the New River Valley.



One of the most beautiful waterfalls in Virginia, Cascade Falls in nearby Giles County attracts approximately 150,000 visitors each year.

MERRYMAN CENTER

STAFF

HOKIES

REVIEW

HISTORY

PROS

BEAMER

MEDIA



The first part of a two-phase project began in 2016 to update the entrance to the Merryman Center and renovation of the Legends Hall area. The football offices and Olympic Sports entrance area on the first level of the Jamerson Athletics Center near the sports medicine area also received a major facelift.


New exhibits commemorate the accomplishments of Tech's greatest players, including All-Americans like Bruce Smith, Corey Moore and Michael Vick, while another area will highlight current Hokies playing in the NFL such as Duane Brown, Kam Chancellor, the Fuller brothers, DeAngelo Hall, Tyrod Taylor and others. Tech's greatest football accomplishments will also be celebrated along with new graphics and video displays on the walls. The specifications of the area also call for an open floor plan that will allow for a stunning view the indoor practice facility.

Snyder & Associates, a local company, handled the demolition, while Cannon Design, with regional offices across the nation has been handling the design concepts. Nashville-based 1220 Exhibits, Inc., added Virginia Tech to its impressive list of exhibits and display clients

that includes the Pro Football Hall of Fame, as well as Notre Dame and Tennessee.

The \$1.7 million Phase I of the project is being paid for with private contributions to the athletics department. Phase II involves overhauling McConnell Auditorium, which is the football team's meeting room inside the Merryman Center, and also the football team position meeting rooms – spaces adjacent to Legends Hall. Thanks to the generosity of Virginia Tech football alum Steve Johnson, work began in the summer of 2017 to replace the seating, the lighting and the ceiling, along with adding new graphics on the walls.

Plans are in the works to overhaul the Bowman Room, which resides on the fourth floor of the Jamerson Center. The room sees heavy use – from meetings to luncheons and dinners before and after football and basketball games to providing team meals for all sports on occasion. The athletics department wants to expand the room, adding seating and possibly a full-service kitchen. This area would provide a central place for team meals and other functions.



STUDENT-ATHLETE DEVELOPMENT



A study abroad course entitled Sport, Policy & Society took this group of student-athletes and their advisors to the Olympic Museum in Lausanne, Switzerland.

MISSION STATEMENT

The Office of Student-Athlete Development is committed to ensuring a first-class student-athlete experience. With a holistic focus on leadership development, career development and a commitment to community outreach, Virginia Tech student-athletes are provided with a foundation for success at the university level and beyond.

Inspired by the NCAA Student-Athlete Affairs commitment areas, the Athletics Office of Student-Athlete Development creates programs designed to enhance student-athletes in these areas.

LEADERSHIP DEVELOPMENT

We believe we've been afforded a tremendous opportunity to assist Virginia Tech student-athletes in their growth as leaders. Our intent is to help student-athletes identify ways they can thrive as leaders, students and competitors.

CAREER DEVELOPMENT

The Office of Student-Athlete Development is committed to educating student-athletes on the proficiencies and strategies necessary to develop career success during their time at Virginia Tech and beyond. The Career Game Plan provides student-athletes with insight into unique aspects of career development throughout their tenure at Virginia Tech and offers stepping stones on their path to post graduate success.

COMMUNITY DEVELOPMENT

With the university motto, Ut Prosim, (That I May Serve) at our core, the Office of Student-Athlete Development assists student-athletes in taking advantage of the many opportunities to volunteer throughout their college experience. Teams partner with national and local community organizations and volunteer their time at community-wide events.

The program has been previously honored for its commitment to serving the good of the student-athletes by the Division I-A Athletic Director's Association as a program of excellence.



3,475

Number of community outreach hours for the 2016-17 academic year performed by Virginia Tech student-athletes, including over 240 were completed by members of the football team.

+18K

Number of individuals impacted by student-athlete community involvement

100%

Total percentage of teams that participated in community outreach initiatives



Reyna Gilbert-Lowry
Senior Associate
Athletics Director



Danny White
Associate
Athletics Director



Natalie Forbes
Director of
Student-Athlete
Development



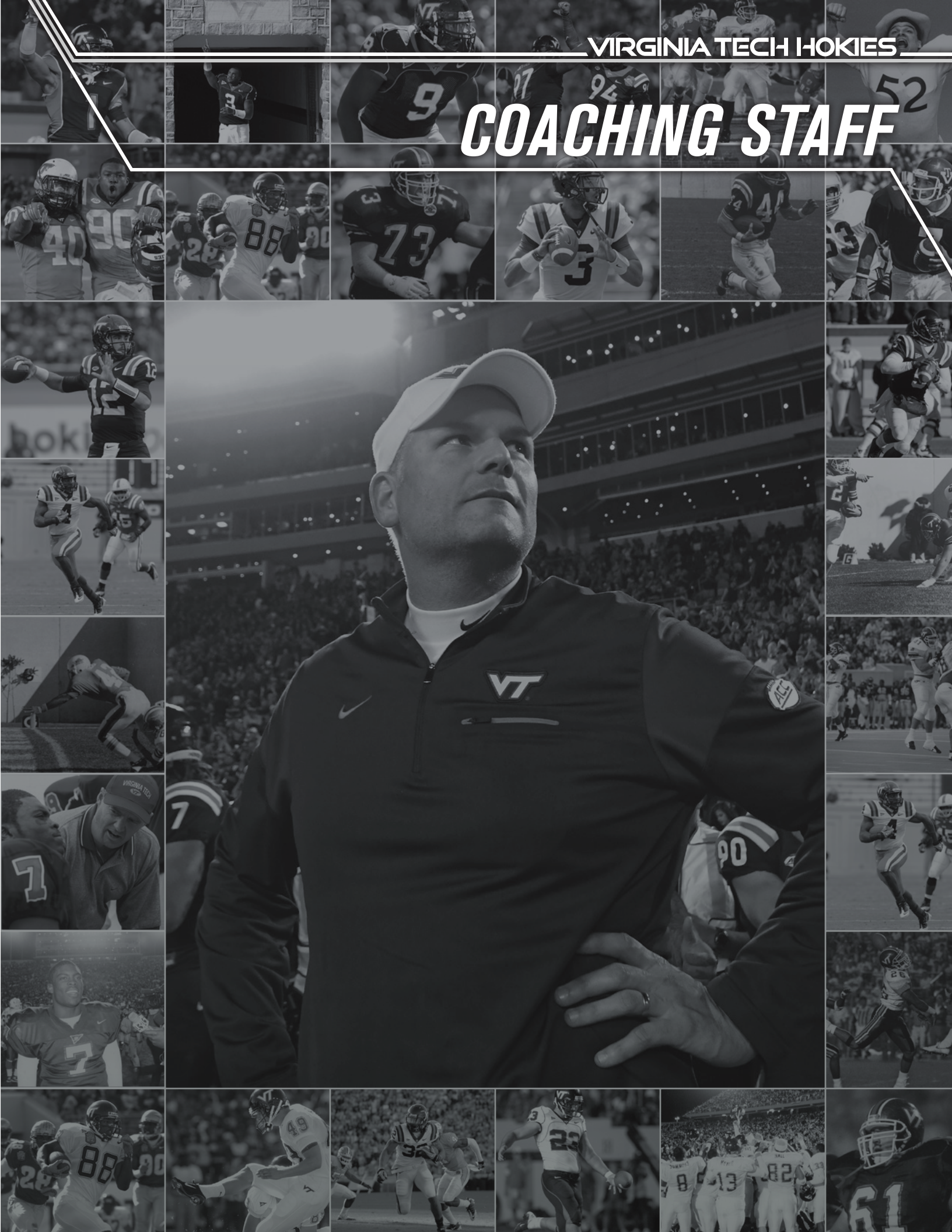
Shelby Miller
Coordinator of
Student-Athlete
Development

COMPANIES EMPLOYING OUR GRADUATES INCLUDE THESE AND MANY MORE:



Since 2011, Hokie student-athletes have had the opportunity to participate in a study abroad course focused on sport and international development. Over the years, the course has worked with NGOs in the Dominican Republic, visited the United Nations and International Olympic Committee in Switzerland, and most recently, partnered with a K-12 school in Kigali, Rwanda.

COACHING STAFF



JUSTIN FUENTE

 @CoachFuente



HEAD COACH

THE FUENTE FILE

Coaching Experience: 17th season, 2nd at Virginia Tech
Head Coach: 6th season, 2nd at Virginia Tech
Record at Tech: 10-4
Record at Memphis: 26-23
Overall Record: 36-27
Hometown: Tulsa, Okla.
High School: Union (1995)
College: Murray State (1999)
Playing Exp: Oklahoma (1995-96)
 Murray State (1997-98)
Family: Wife – Jenny
 Daughters – Cecilia, Caroline and Charlotte

COACHING HISTORY

Year	School	Position
2016-17	Virginia Tech	Head Coach
2012-15	Memphis	Head Coach
2009-11	TCU	Co-Offensive Coordinator/ Quarterbacks
2007-08	TCU	Running Backs
2004-06	Illinois State	Offensive Coordinator/ Quarterbacks
2001-03	Illinois State	Quarterbacks

BOWL GAMES/PLAYOFFS COACHED (9)

2016	Belk	Virginia Tech
2015	Birmingham*	Memphis
2014	Miami Beach	Memphis
2011	Poinsettia	TCU
2010	Rose	TCU
2009	Fiesta	TCU
2008	Poinsettia	TCU
2007	Texas	TCU
2006	FCS Playoffs	Illinois St.

*Joined Virginia Tech prior to bowl game



PLAYING HIGHLIGHTS

- Was recruited to the University of Oklahoma by Howard Schnellenberger and played two seasons for the Sooners.
- Saw duty in 20 games at OU and led the Sooners to a 30-27 upset in win overtime against No. 25 Texas in the Red River Shootout (10/12/96) in the inaugural Big 12 contest between the two longtime rivals. Also set an OU freshman record with 11 TD passes that season.
- Transferred to Murray State, the same school that Frank Beamer coached prior to accepting the Virginia Tech job in 1987.
- Set 11 schools records during his two-year career at Murray State, completing 458 of 794 passes (57.7%) for 6,372 yards with 50 touchdowns and 20 interceptions, good for a 140.8 rating. Also scored two rushing TDs and had a 15-yard reception.
- Posted a career-high 553 yards at Southern Illinois (9/11/99) and threw for 470 yards and five TDs in his final game against Kentucky Wesleyan (11/20/99), leading the Racers to a 53-0 victory.
- Named the 1999 Ohio Valley Conference Offensive Player of the Year and was a finalist for the Walter Payton Award.
- Played professionally for the Arena Football League's Oklahoma Wranglers before embarking on his coaching career.

PROMINENT QB PUPILS

- Paxton Lynch (Memphis)**
D1-2016 (26th overall) – Denver
 Completed 555 of 856 (64.8%) of his passes for 6,807 yards with 50 TDs and 13 INTs in 2014-15.
- Andy Dalton (TCU)**
D2-2011 (35th overall) – Cincinnati
 Two-time Pro Bowler completed 63.8 percent (408 of 639) of his passes for 5,613 yards with 50 TDs and 14 INTs at TCU (2009-10). In 93 career regular season starts, has thrown for 22,214 yards with 142 TDs and 81 INTs, leading the Bengals to five playoff berths.

Casey Pachall (TCU)
 Completed 66.5 percent of his throws (228 of 343) with 25 TDs and seven INTs in 2011

OTHER PROMINENT NFL PUPILS

- S LONNIE BALLENTINE** **D7-2014 – Houston**
 Memphis
 77 tackles, 3 INTs and 10 passes defended in final two collegiate seasons
- T MARCUS CANNON** **D5-2011 – New England**
 TCU
 Patriots (2011-16)
 SB XLIX Champion, 80 career regular season NFL games, 15 playoff games
- WR SKYE DAWSON** **FA-2013 – Washington**
 TCU
 Buccaneers (2013), Lions (2014)
 Spent 2015 season in CFL with Calgary and Edmonton

- G JORDAN DEVEY** **FA-2013 – Baltimore**
 Memphis
 SB XLIX champion with New England Patriots (2013-14), 49ers (2015) and Chiefs (2016)
- WR JEREMY KERLEY** **D5-2011 – N.Y. Jets**
 TCU
 Jets (2011-15), 49ers (2016) 90 career NFL games – 246 receptions for 2,892 yards with 12 TDs
- C JAKE KIRKPATRICK** **FA-2011 – Indianapolis**
 TCU
 2009 All-America selection by Sports Illustrated
- CB BOBBY MCCAIN** **D5-2015 – Miami**
 Memphis
 Has played in 32 games for Dolphins. 11 INTs, 10 passes defended in final two collegiate seasons
- T MARSHALL NEWHOUSE** **D5-2010 – Green Bay**
 TCU
 Packers, Bengals, Giants (2010-16) 86 career NFL games (56 starts)
- WR LAURENT ROBINSON** **D3-2007 – Atlanta**
 Illinois State
 192 career catches for 3,007 yards with 29 TDs at Illinois State
- RB MATTHEW TUCKER** **FA-2013 – Philadelphia**
 TCU
 Eagles (2013-14)
 494 carries for 2,602 yards (5.3 avg.) with 33 TDs at TCU

2016 ACC COACH OF THE YEAR

- Fuente and his entire staff return for their second season at Virginia Tech after a remarkable debut campaign in Blacksburg.
- The consensus 2016 ACC Coach of the Year, Fuente was also named the top first-year FBS head coach in the nation by the Football Writers Association of America, sharing that honor with USC's Clay Helton.
- Tech finished the 2016 season ranked No. 16 in both the AP Poll and the Coaches Poll, marking the highest final mark for the Hokies since 2010 (No. 16 AP, No. 15 Coaches).
- Virginia Tech, Penn State, Colorado, West Virginia and Western Michigan all finished in the AP Top 25 after getting zero votes in the AP Preseason Poll.
- Tech's 10 wins were the team's most since 2011 and the most ever by a first-year Virginia Tech head coach, surpassing the previous mark of nine wins by C.P. Miles in 1905.
- Fuente led Tech to its sixth ACC Coastal Division Title and its first since 2010, sending the Hokies to the ACC Championship Game where Tech lost a narrow 42-35 decision to eventual national champion Clemson.
- The Hokies did not lose consecutive games under Fuente in 2016 as the Hokies extended the nation's longest active bowl streak with their 24th straight appearance.
- Under Fuente, the Hokies also extending their winning streak against Virginia to 13 straight games.
- Virginia Tech's 35-24 victory over Arkansas in the Belk Bowl marked the largest comeback in school history. The Hokies were down 24-0 at halftime before scoring 35 unanswered points en route to victory, making Fuente the initial coach to guide the Hokies to a bowl victory in his debut season.
- The Hokies broke 10 offensive single-season records in 2016, most notably registering school marks for points (490), total first downs (330), TD passes (31), passing yards (3,660) and yards of total offense (6,223).
- Among ACC squads, only Clemson (26.9) averaged more first downs per game than Virginia Tech (23.6) in 2016.
- The Hokies also returned to their dominant defensive ways in Fuente's debut campaign as Tech ranked second in the nation in third-down defense (27.5%), while ranking fourth among Power Five squads in tackles for loss (113.0) and fifth in opponent completion percentage (50.1).
- Virginia Tech also experienced a special teams' resurgence as the Hokies returned to its Beamer Ball roots, blocking four kicks (three FGs, one punt), while registering TDs on a punt return and a blocked FG return.



STAFF

HOKIES

REVIEW

HISTORY

WELCOME TO HOKIE NATION

- Named Virginia Tech's head coach on Nov. 29, 2015 after orchestrating one of the more dramatic program resurrections in recent college football history at Memphis.
- Considered one of the hottest coaching commodities in a market filled with high-profile openings, Fuente later indicated that Virginia Tech was a program he had long admired from afar, and was the only job he truly coveted, thanks in large part to the rich football tradition, a great environment to raise his family in Blacksburg and campus leaders committed to winning with integrity.

- While following in the footsteps of a bona fide legend like Frank Beamer would be a daunting task for any individual, Fuente immediately embraced the lofty expectations associated with inheriting the nation's longest active bowl streak and a fanbase hungry for a return to championship contention.
- Perhaps the perfect touch for Fuente incorporating the best of Beamer Ball into his own program came when he and longtime defensive coordinator Bud Foster forged an immediate connection and he promoted Foster to associate head coach, while retaining one of college football's most respected defensive minds.



The Fuente family enjoyed a practice visit from great Hokies' QBs Michael Vick and Bryan Randall in 2016.



Buffalo Bills Pro Bowl QB Tyrod Taylor and Seattle Seahawks Pro Bowl S Kam Chancellor caught up with Coach Fuente at the 2016 Spring Game.

PROS

BEAMER

MEDIA



The Fuentes — Justin and Jenny with daughters Charlotte, Cecilia and Caroline.

THE MEMPHIS TURNAROUND

- Compiled a 19-6 record in his final two seasons at Memphis, guiding the Tigers to back-to-back bowl berths after inheriting a program that went 5-31 in three years before his arrival.
- Unanimous selection as 2014 American Athletic Conference Coach of the Year when he led Memphis to its first conference title since 1971.
- Guided Memphis to a 15-game winning streak that included a 37-24 win over No. 13 Ole Miss (10/17/15).
- Memphis posted a 9-3 regular season mark in 2015, capped by a 63-0 win vs. SMU in Fuente's finale as the Tigers' head coach.
- The Tigers concluded a 10-3 season in 2014 with a 55-48 double-OT triumph over BYU in the Miami Beach Bowl, the first 10-win season for the Tigers since 1938.
- Fuente's final game as Memphis head coach was a 63-0 win vs. SMU (11/28/15). QB Paxton Lynch tied an FBS record with seven touchdown passes in the first half of that game. Lynch threw for a school-record 28 TD passes on the 2015 season.
- Memphis outscored its opponents by an average margin of 20.7 points per game during a run of 15 consecutive wins from 2014-15, scoring 652 points (43.5 ppg), while allowing only 341 (22.7 ppg).
- Memphis scored 471 points in 2014, shattering the old school record of 430 points set in 2004, while allowing a mere 19.5 points per game, a figure that ranked 11th among FBS squads.

- The Tigers went +11 (31 takeaways/20 giveaways) in the turnover column in 2014, finishing the campaign ranked in both the AP Top 25 and in the USA Today/Amway Coaches Polls, a first in school history.
- Fuente's squad led Conference USA in total defense in league games in 2012, giving up just 331.6 ypg.
- The Tigers also excelled on special teams under Fuente as Tom Hornsey won the 2013 Ray Guy Award as the nation's top collegiate punter.



BUILDING THE BLUEPRINT AT TCU

- Earned a well-deserved reputation not only as a top recruiter, but also as one of football's most innovative offensive minds during a record-setting five-year stint on head coach Gary Patterson's staff at TCU (2007-11).
- It was also at TCU where Fuente began a track record of developing quarterbacks and preparing them for NFL futures.
- During his final three seasons as play caller, QBs coach and co-offensive coordinator at TCU from 2008-10, the Horned Frogs produced a 36-3 overall record and went on a 24-game win streak in the Mountain West Conference.
- From 2008-10, TCU was the only program in the country that finished in the Top 10 in both the AP Poll and USA Today Coaches Poll all three of those campaigns. TCU also made back-to-back appearances in BCS bowls with Fuente on the staff, registering a 2011 Rose Bowl victory over No. 5 Wisconsin.
- In 2010, TCU set single-season school marks in touchdowns (73), points scored (541), total offense (6,199 yards) and first downs (327).
- The Horned Frogs also ranked fourth nationally in scoring (41.6 ppg), sixth in passing efficiency (166.9), 10th in rushing (247.4 ypg) and 12th in total offense (476.9 ypg) in 2010.
- His prowess for mentoring quarterbacks garnered national attention as TCU QB Andy Dalton flourished under his tutelage. From 2009-10, Dalton led TCU to a 25-1 record and set the Mountain West career record for total offense (11,925 yards).
- TCU was the only school in the nation to have two different quarterbacks rank in the top 10 in the country in passing efficiency from 2009-11.
- After Dalton completed his career as TCU's career leader in virtually every passing category, QB Casey Pachall picked up where Dalton left off. In 2011, Pachall led TCU to an 11-2 mark, completing 66.5 percent of his throws (228 of 343) with 25 TDs and seven INTs.

FCS ROOTS AT ILLINOIS STATE

- The composition of the Fuente's current staff traces some key roots to his initial coaching assignment at Illinois State as four of his nine assistants – Brad Cornelsen, Galen Scott, Vance Vice and Holmon Wiggins – worked with him there. In an ironic twist, the hometown of Bud Foster (Nokomis, Ill.) is actually less than 100 miles from Bloomington, Ill.
- After beginning his tenure at Illinois State coaching quarterbacks in 2001, he added offensive coordinator duties to his assignment for his final three seasons with the Redbirds (2004-06).
- Under his direction in 2005, Illinois State ranked fifth in both total offense (477.6 ypg) and scoring (39.2 ppg) among FCS squads.

COACHING INFLUENCES



BILL BLANKENSHIP

Fuente played for Blankenship at Tulsa's Union High School. Blankenship later served as head coach at Tulsa (2011-14) and worked with Fuente at Memphis (2015). He currently is the head coach at Fayetteville High School in Fayetteville, Ark.

"I'd still run through a brick wall for him. Many years later, he's still my coach, but he's also become a great friend, confidant and mentor. I'm eternally grateful for everything he's taught me over the years, lessons that have extended far beyond the football field. He's taught me about life, how to treat people, how to deal with success and how to overcome adversity." – Fuente



DICK WINDER

The late Winder served as Oklahoma offensive coordinator when Fuente was quarterbacking the Sooners in the 1990s. Winder retired as Gary Patterson's quarterbacks coach at TCU following the 2006 season and encouraged Patterson to interview Fuente for that position.

"Coach Winder was as rough and tough and as hard as they come. I would have jumped in front of a train for him, though. He was the polar opposite of Coach Blankenship personality-wise, but what an amazing coach. While my demeanor may be different, a lot of techniques and idiosyncracies of coaching offense and quarterbacks specifically, I took from Coach Winder." – Fuente



GARY PATTERSON

Before accepting the challenge of rebuilding the Memphis program, Fuente spent five invaluable seasons working with Patterson at TCU from 2007-11 as the Horned Frogs emerged as a national power.

"I patterned many organizational pieces of our program based on the structure of what Coach Patterson had developed at TCU. Working with Gary really prepared me in a number of facets to become a head coach. Gary's expertise was on defense, but I really appreciated the balance he stuck between giving us his input on the offense and then giving us the freedom to operate, while being mindful of the overall picture with defense and special teams. It was a great lesson and it's a style I try to emulate with our staff." – Fuente


FUN FACTS ON THE FUENTES



- Fuente's great grandfather, Jack, supported his family during the Great Depression as a professional wrestler under the nicknames "The Spanish Red Devil" and "Spanish Jack".
- The most popular conversation piece in Fuente's office is a WWE title belt that was presented by Memphis native Jerry "The King" Lawler after Fuente's Memphis squad won a share of the 2014 American Athletic Conference championship.



- Other notable pieces of wrestling memorabilia in Fuente's office include a pair of personalized photos from Hall of Fame wrestling announcer Jim Ross, who once served as a high school football referee in Oklahoma.
- Current Virginia Tech offensive line coach Vance Vice held that same role at Murray State when Fuente was the Racers' quarterback. Vice is also an Oklahoma native and once played in a high school game where Ross was an official.
- Current Tech assistant head coach Galen Scott introduced Fuente to his future wife - the former Jenny Kabbes - while Fuente and Scott were roommates at Illinois State.
- Jenny was an accomplished athlete in her own right as a volleyball student-athlete at Illinois State. The 1998 Missouri Valley Conference Newcomer of the Year was a first-team all-conference choice in 1999. After major shoulder surgery, sidelined her in 2000, she returned to the court to earn second-team All-MVC honors in 2001 and first-team accolades as a senior in 2001. She holds a business degree from Illinois State in addition to earning a master's degree in kinesiology and recreation with an emphasis in sport management.
- An avid golfer and fisherman in his limited free time, Fuente enjoyed the thrill of playing Pebble Beach in June.
- The Fuentes are the proud owners of two dogs – Petey & Bear.



STAFF

HOKIES

REVIEW

HISTORY

PROS

BEAMER

MEDIA

BUD FOSTER @CoachFosterVT



ASSOCIATE HEAD COACH, DEFENSIVE COORDINATOR & LINEBACKERS

THE FOSTER FILE

Experience: 37th season/31st at Virginia Tech
Hometown: Nokomis, Ill.
High School: Nokomis (1977)
College: Murray State (1981)
Playing Exp: Murray State (1977-80)
Family: Wife – Jacqueline; Children – Grant, Amy and Hillary
 Grandchildren – Jaiden and Braxton

COACHING HISTORY


Year	School	Position
2016-17	Virginia Tech	Associate Head Coach/ Defensive Coordinator/ Linebackers
1996-15	Virginia Tech	Defensive Coordinator/ Inside Linebackers
1995	Virginia Tech	Co-Defensive Coordinator/ Inside Linebackers
1994	Virginia Tech	Inside Linebackers /Special Teams
1993	Virginia Tech	Linebackers/Special Teams
1988-92	Virginia Tech	Outside Linebackers
1987	Virginia Tech	Inside Linebackers
1986	Murray State	Linebackers/Special Teams
1983-85	Murray State	Outside Linebackers
1981-82	Murray State	Graduate Assistant

BOWL GAMES/PLAYOFFS COACHED (25)

2016	Belk	Virginia Tech
2015	Independence	Virginia Tech
2014	Military	Virginia Tech
2013	Sun	Virginia Tech
2012	Russell Athletic	Virginia Tech
2011	Sugar	Virginia Tech
2010	Orange	Virginia Tech
2009	Chick-fil-A	Virginia Tech
2008	Orange	Virginia Tech
2007	Orange	Virginia Tech
2006	Chick-fil-A	Virginia Tech
2005	Gator	Virginia Tech
2004	Sugar	Virginia Tech
2003	Insight	Virginia Tech
2002	San Francisco	Virginia Tech
2001	Gator	Virginia Tech
2000	Gator	Virginia Tech
1999	Sugar	Virginia Tech
1998	Music City	Virginia Tech
1997	Gator	Virginia Tech
1996	Orange	Virginia Tech
1995	Sugar	Virginia Tech
1994	Gator	Virginia Tech
1993	Independence	Virginia Tech

PROMINENT NFL PUPILS

LB Xavier Adibi **D4-2008 – Houston**
 Texans, Vikings, Titans (2008-12)
LB James Anderson **D3-2006 – Carolina**
 Panthers, Patriots, Buccaneers, Cowboys, Titans, Saints (2006-15)
CB Ike Charlton **D2-2000 – Seattle**
 Seahawks, Jaguars, Giants (2000-03)
S Chuck Clark **D6-2017 – Baltimore**
 Started 40 career games for Virginia Tech
S Kam Chancellor **D5-2010 – Seattle**
 Seahawks (2010-present)
 Super Bowl XLVIII champion



DT John Engelberger **D2-2000 – San Francisco**
 49ers (2000-04); Broncos (2005-08)
CB Antone Exum, Jr. **D6-2014 – Minnesota**
 Vikings (2014-present)
CB Brandon Flowers **D2-2008 – Kansas City**
 Chiefs (2008-13); Chargers (2014-16)
CB Kendall Fuller **D3-2016 – Washington**
 119 tackles, 8 INTs and 3.5 sacks for Hokies
CB Kyle Fuller **D1-2014 – Chicago**
 Bears (2014-present)
S Torrian Gray **D2-1997 – Minnesota**
 Vikings (1997-98)
CB DeAngelo Hall **D1-2004 – Atlanta**
 Falcons (2004-07); Raiders (2008);
 Redskins (2008-present)

LB Corey Moore **D3-2000 – Buffalo**
 Bills, Dolphins (2000-01)
DE Darryl Tapp **D2-2006 – Seattle**
 Seahawks, Eagles, Redskins, Lions, Saints (2006-present)
LB Ben Taylor **D4-2002 – Cleveland**
 Browns, Packers (2002-06)
DB Jimmy Williams **D2-2006 – Atlanta**
 Falcons (2006-07)
LB Jason Worilds **D2-2010 – Pittsburgh**
 Steelers (2010-14)

PLAYOFF GAMES PLAYED (1)

1979 Murray State Division I-AA Playoffs



COACHING HIGHLIGHTS

- Respected as one of the nation's top coaching minds and one of college football's most decorated defensive coordinators, enters his 31st season at Virginia Tech.
- Elevated to the post of associate head coach by current Tech head coach Justin Fuente after enjoying a historic 29-season run under Frank Beamer that began in 1987. Interestingly, both Fuente and Foster played at Murray State more than a decade apart.
- Architect of Tech's famed "Lunch Pail Defense," Foster is the longest continually tenured FBS assistant coach at the same school, holding that position with the Hokies since 1995 (as co-coordinator) and taking over sole possession of that role in 1996.
- Has been a key component in helping the Hokies register the nation's longest active bowl streak recognized by the NCAA, a 24-year stretch that began in 1993.
- Beginning when he was named co-defensive coordinator in 1995, the Hokies began a stretch where the club produced 13 seasons with 10 or more victories during a 17-season span.
- Won the 2006 Broyles Award, given annually to the top assistant coach in the country, and was a finalist on three other occasions (1999, 2001, 2005).
- Named the Division I-A Defensive Coordinator of the Year by American Football Coach magazine after helping the Hokies to the 1999 national championship game on the strength of a defense that led the nation in scoring defense at 10.5 ppg.
- His defenses have led the nation in a major defensive statistical category eight times and have placed in the top five 40 different times.

- Virginia Tech has finished in the top five in scoring defense on six different occasions under Foster, leading the nation in both 1999 and 2006, while ranking second in 2001, 2004 and 2005. The Hokies registered six straight top 10 finishes in scoring defense from 2004-09.
- The Hokies led the nation in total defense in both 2005 and 2006, while ranking second in 2001.
- His 2006 defense was arguably one of Virginia Tech's finest as the Hokies led the nation in scoring defense (11.0 ppg), total defense (219.5 ypg) and pass defense (128.2 ypg).
- Since Foster took over sole reins as Tech's defensive coordinator in 1996, the Hokies lead all FBS programs in sacks (781.0), sack yardage (-5,377), interceptions (360) and third-down percentage (31.4).
- Over that same span, only Alabama (16.4 ppg) and Ohio State (16.5 ppg) have been better in scoring than Virginia Tech (17.7).
- Since the start of the 1996 season the Hokies are second among FBS squads in pass defense (188.4 ypg) and takeaways (577), while ranking third in total defense (305.0 ypg) and sixth in rushing defense (116.6 ypg).
- Thanks to his opportunistic defenses, Virginia Tech owns an unbelievable +119 turnover differential (577 takes/458 gives) dating back to 1996, while 50 different defensive players have scored a total of 78 touchdowns.
- Blacksburg has truly become a no-passing zone under his direction. Since the start of the 1996 campaign, Tech has permitted the lowest completion percentage (50.5) of any FBS team, while owning the nation's highest INT percentage (4.5) and the third-best TD/INT differential (0.77) over that span.
- During that same timeframe, only Florida (105.4) has held opponents to a lower composite passer rating than Virginia Tech (106.3).

- Going back to 1996 NFL Draft, 41 of his defensive pupils have been drafted including nine players picked in the first or second rounds. Six of those nine first or second-round selections have been defensive backs, including a pair of first rounders in CBs Kyle Fuller (D1-14, Chicago) and DeAngelo Hall (D1-08, Atlanta).
- Coached three of the four Fuller brothers – Vinnie, Kyle and Kendall – part of the only quartet of brothers in NFL history to all be drafted and all attend the same college.
- Hall has gone on to earn three Pro Bowl berths during his professional career, while fifth-round pick Kam Chancellor has earned a Super Bowl ring, appeared in two Super Bowls and been named to four Pro Bowl squads with Seattle.
- Postseason honors have become synonymous with the Hokies' defense with at least one defensive player earning All-America honors of some form in 18 different seasons.
- Under Foster, Virginia Tech produced its first Lombardi Award winner and its first Nagurski Trophy winner in Corey Moore.
- The Hokies have also two BIG EAST defensive players of the year during Foster's tenure – Moore, who earned the honor in both 1998 and 1999, and Cornell Brown, who won it in 1995. Brown would later earn a Super Bowl ring with the Baltimore Ravens.
- Originally came to Tech as inside linebackers coach in 1987 before serving as outside linebackers coach from 1988-92. Added special teams duties to his responsibilities in 1993 before becoming co-defensive coordinator in 1995 and taking over sole responsibility for those chores in 1996.
- Began his career as a graduate assistant at Murray State in 1981-82 before assuming a full-time role with the Racers from 1983-86 before making the move with Beamer to Blacksburg in 1987.

TRADITION: DEFENSIVE DOMINANCE



VIRGINIA TECH AMONG FBS DEFENSIVE LEADERS 1996 – PRESENT

Rank	Category	No.
1st	Sacks	781.0
1st	Sack Yards	-5,377
1st	Interceptions	360
1st	INT Pct.	4.5
1st	Third-Down Pct.	31.4
1st	Completion Pct.	50.5
2nd	Pass Defense	188.4 ypg
2nd	INT Return TDs	44
2nd	Passer Rating	106.3
2nd	Takeaways	577
3rd	TD/INT Ratio	0.77
3rd	Total Defense	305.0 ypg
6th	Rush Defense	116.6 ypg

THE LUNCH PAIL D BY THE NUMBERS UNDER FOSTER

- 93-1 when holding foes to 10 points or fewer
- 68 defensive TDs
- 48 different Hokies have scored defensive TDs
- 40 players selected in NFL Draft
- 42 games with three or more INTs
- 31 shutouts
- 9 players drafted in first or second rounds
- 3 players earned Super Bowl rings – LB Cornell Brown, S Pierson Prioleau, S Kam Chancellor
- 3 Pro Bowlers – S Kam Chancellor, CB Brandon Flowers, CB DeAngelo Hall

TECH'S TOP-15 NATIONAL DEFENSIVE RANKINGS UNDER COACH BUD FOSTER

1995*

- 1st Rushing Defense (77.36 ypg)
- 5th Scoring Defense (14.09 ppg)
- 10th Total Defense (285.9 ypg)

1996

- T9th Scoring Defense (15.27 ppg)

1997

- 13th Scoring Defense (16.82 ppg)

1998

- 2nd Interceptions (23)
- 4th Scoring Defense (12.9 ppg)
- 7th Total Defense (284.9 ypg)
- 11th Rushing Defense (102.2 ypg)
- 11th Pass Efficiency (103.4)

1999

- 1st Scoring Defense (10.5 ppg)
- 3rd Total Defense (247.3 ypg)
- 3rd Rushing Defense (75.9 ypg)
- 7th Pass Efficiency (98.1)

2000

- T-3rd Interceptions (23)

2001

- 2nd Total Defense (237.81 ypg)
- 2nd Rushing Defense (71.6 ypg)
- 2nd Scoring Defense (13.4 ppg)
- 3rd Pass Efficiency Defense (85.62)
- T7th Interceptions (19)
- 8th Pass Defense (166.27 ypg)

2002

- 1st Interceptions (24)
- 5th Turnovers Gained (37)

2004

- 2nd Scoring Defense (12.85 ppg)
- T2nd Turnovers Gained (32)
- 4th Total Defense (268.00 ypg)
- 4th Pass Defense (152.77 ypg)
- T4th Interceptions (19)
- 7th Pass Efficiency Defense (100.95)
- 9th Turnover Margin (1.00)

2005

- 1st Total Defense (247.62 ypg)
- 2nd Scoring Defense (12.92 ppg)
- 2nd Pass Efficiency Defense (92.68)
- 3rd Pass Defense (154.23 ypg)
- 8th Rushing Defense (92.68 ypg)
- T9th Interceptions (19)

2006

- 1st Total Defense (219.46 ypg)
- 1st Scoring Defense (11.00 ppg)
- 1st Pass Defense (128.23 ypg)
- 2nd Pass Efficiency (91.37)
- 11th Rushing Defense (91.23 ypg)
- T15th Interceptions (17)

2007

- 3rd Scoring Defense (16.07 ppg)
- 4th Total Defense (293.31 ypg)
- 5th Pass Efficiency (99.12)
- 5th Rushing Defense (86.64 ypg)
- 5th Sacks (3.36)
- T8th Interceptions (22)
- T13th Turnovers Gained (31)

2008

- T4th Turnovers Gained (34)
- 7th Total Defense (279.43 ypg)
- T8th Interceptions (20)
- 9th Scoring Defense (16.71 ppg)
- 14th Rushing Defense (104.43 ypg)

2009

- 8th Pass Efficiency (99.21)
- 9th Scoring Defense (15.62 ppg)
- 11th Pass Defense (167.08)
- 12th Total Defense (295.46 ypg)
- 13th Turnover Margin (.69)
- 14th Sacks (2.77 spg)
- T15th Tackles For Loss (7.08 pg)

2010

- 1st Turnover Margin (1.36)
- T2nd Interceptions (23)
- T8th Turnovers Gained (32)
- 15th Pass Efficiency (122.45)

2011

- 7th Scoring Defense (17.64 ppg)
- 10th Total Defense (304.64 ypg)
- 12th Sacks (2.93)
- 14th Pass Efficiency (112.05)
- 14th Rushing Defense (104.07 ypg)

2012

- T9th Tackles For Loss (7.62 pg)
- 14th Pass Efficiency (108.89)

2013

- 4th Total Defense (283.2 ypg)
- 5th Pass Efficiency (100.48)
- 6th Interceptions (19)
- 7th Sacks (3.00 spg)
- 8th Pass Defense (172.3 ypg)
- 10th Rushing Defense (110.9 ypg)
- 11th Scoring Defense (19.3 ppg)
- 15th Tackles For Loss (7.4 pg)

2014

- 3rd Tackles For Loss (8.4 pg)
- 3rd Sacks (3.69 spg)
- 4th Third Down Defense (28.8%)
- 6th Red Zone Defense (71.4%)
- 10th First Downs Defense (216)
- 14th Pass Efficiency (109.17)
- 14th Scoring Defense (20.2 ppg)
- 14th Defensive Touchdowns (4)
- 8th Fourth Down Conv. (27.8%)

2015

- T2nd Fewest Completions (175)
- 4th Completion Pct. (49.6)

2016

- 3rd Third Down Defense (27.5%)
- 5th Completion Pct. (50.1%)
- T7th Tackles For Loss (113.0)
- 14th Pass Efficiency (111.1)

*co-coordinator in 1995



@CoachGScott

GALEN SCOTT

ASSISTANT HEAD COACH & SAFETIES

STAFF

HOKIES

REVIEW

HISTORY

PROS

BEAMER

MEDIA

THE SCOTT FILE

Experience: 17th season/2nd at Virginia Tech
Hometown: Orlando, Fla.
High School: Evans (1997)
College: Illinois State (2001)
Playing Exp: Illinois State (1997-2000)
Family: Wife – Tashauna, Son – Reid, Daughter – Ryan

COACHING HISTORY

Year	School	Position
2016-17	Virginia Tech	Assistant Head Coach/ Safeties
2015	Memphis	Associate Head Coach/ Defensive Coordinator/ Linebackers
2014	Memphis	Defensive Coordinator/ Linebackers
2011-13	Memphis	Co-Defensive Coordinator/ Linebackers Coach
2010	Memphis	Linebackers Coach
2009	Tulsa	Cornerbacks Coach
2008	Tulsa	Outside Linebackers/ Safeties Coach
2006-07	Illinois State	Defensive Coordinator
2001-05	Illinois State	Linebackers

BOWL GAMES/PLAYOFFS COACHED (6)

2016	Belk	Virginia Tech
2015	Birmingham	Memphis
2014	Miami Beach	Memphis
2008	GMAC	Tulsa
2006	NCAA I-AA Playoffs	Illinois State (2)

PLAYOFF GAMES PLAYED (4)

1999	Illinois State	NCAA I-AA Playoffs
1998	Illinois State	NCAA I-AA Playoffs

PROMINENT PUPILS

S Lonnie Ballentine D7-2014 – Houston
 2012 All-Conference USA Honorable Mention

S Chuck Clark D6-2017 – Baltimore
 Started 40 career games for Virginia Tech

S Akeem Davis FA-2014 – Washington
 Played Safety and LB at Memphis

LB Boomer Grigsby D5-2005 – Kansas City
 Three-time Gateway Conference Defensive Player of the Year; career tackle leader in Illinois State and Missouri Valley Conference history (580)

LB Charles Harris American Athletic Conference Football Scholar-Athlete of the Year

LB Jamon Hughes All-Conference USA selection – ranked third nationally with 147 tackles in 2010

LB Tank Jakes 2014 American Athletic Conference Co-Defensive Player of the Year

CB Bobby McCain D5-2015 – Miami
 2014 All-American Athletic Conference selection

LB Genard Avery
 Two-time All-American Athletic Conference Selection

LB Wynton McManus FA-2016 – San Francisco
 Played in 47 career games at Memphis

DB James Lockett
 Two-time All-Conference USA selection

LB Cameron Siskowic
 2006 Gateway Conference Defensive Player of the Year

S Kye Stewart 2007 All-America selection



COACHING HIGHLIGHTS

- Another longtime colleague of head coach Justin Fuente enters his second season with the Hokies. Scott's association with Fuente dates back to Illinois State when they both served as assistants on the Redbirds' staff and shared an apartment.
- Named the FCS Assistant Coach of the Year at Illinois State in 2007.
- High-energy coach owns experience as a defensive coordinator at both Memphis and Illinois State, joining defensive line coach Charlie Wiles as another member of Bud Foster's defensive staff with experience in that role.
- A former All-America linebacker in his own right, Scott owns 16 years of collegiate coaching and will work with the Hokies' safeties for a second season, in addition to duties assigned by Fuente as assistant head coach.
- The 2005 American Football Coaches Association I-AA Coach of the Year, Scott served as defensive coordinator for Fuente at Memphis.
- Played an integral role in helping Fuente resurrect a squad that finished 2-10 in 2011 and hadn't posted a winning campaign since 2007.
- Only 15 FBS squads allowed more points than Memphis in 2011 (35.1 ppg) and only three teams permitted more yards of total offense than the Tigers (491.0 ypg) that season. Just a year later, Memphis led Conference USA in total defense in league games at 331.6 ypg.
- By the 2014 and 2015 seasons, the Tigers registered back-to-back bowl berths, compiling a 19-7 record that included a 15-game winning streak that boasted a victory over No. 13 Ole Miss.
- Despite losing eight starters from the previous season, the Tigers held four opponents under 20 points in 2015, including a 63-0 shutout of SMU in the regular season finale. The Tigers followed up that performance by registering three interceptions in the Birmingham Bowl vs. Auburn, including one that was returned for a 53-yard TD.
- With Scott serving as defensive coordinator in 2014, Memphis ranked 11th in the FBS in scoring defense (19.5 ppg), putting the Tigers ahead of traditionally stout defensive programs such as Ohio State, Michigan State, Wisconsin and many others.
- The 2014 squad led the American Athletic Conference and ranked eighth nationally in opponent passer rating (106.3) and was 19th among FBS squads in rushing (121.5 ypg).
- The defensive effort by the Tigers in 2014 played a pivotal role in Memphis claiming the American Athletic Conference

championship, the team's first league title since 1971. At 10-3, Memphis equaled a school record for victories which had stood since 1938, capping the season with a dramatic, double-OT win over BYU in the Miami Beach Bowl.

- Memphis continued its defensive improvement in 2013, ranking 12th among FBS squads in rushing defense (116.3 ypg) as the Tigers permitted only one individual 100-yard rusher and contained four teams to under 100 net rushing yards. Memphis also ranked 39th nationally in total defense (370.7 ppg).
- Scott guided one of the most-successful linebackers in school history in 2010 when Jamon Hughes ranked third nationally with 147 tackles.
- Spent two seasons working under head coach Todd Graham at Tulsa from 2008-09.
- Coached outside linebackers and safeties in 2008 as the Golden Hurricane finished the season with an 11-3 record and a 45-13 win over Ball State in the GMAC Bowl.
- Served seven years at his alma mater, Illinois State (2001-07) and took on the role of defensive coordinator his last two seasons.
- In his first season as defensive coordinator in 2006, Scott directed a Redbirds defense that was the Gateway Conference's No. 3 total defense and No. 2 scoring defense, allowing 19.7 ppg.
- Began his coaching career at Illinois State in 2001.
- Was one of nine minority coaches selected to participate in the 2016 NCAA Champion Forum in June 2016 where attendees gained a realistic view of the role of a successful college head football coach and the preparation necessary to become one.

PLAYING HIGHLIGHTS

- A three-time All-America selection and four-year All-Gateway Conference pick as a linebacker, helped Illinois State to its first Gateway Conference title (1999) and a pair of NCAA Division I-AA playoff appearances (1998, 1999).
- Held the school's career tackle record with 528 at the time of his graduation, a mark that was subsequently broken by one of his pupils, LB Boomer Grigsby (580), but still ranks third in Missouri Valley history.
- His 27-tackle performance against Southern Utah in 1998 remains an Illinois State record and ranks sixth in conference annals, while his 175 tackles that season stands as the eight-best single-season tally in conference history.
- Named to the 1997 All-Gateway Newcomer Team.

ZOHN BURDEN

 @CoachBurdenVT


RUNNING BACKS

THE BURDEN FILE

Experience: 12th season/3rd at Virginia Tech
Hometown: Virginia Beach, Va.
High School: Salem (2002)
College: VMI (2006)
Playing Exp: VMI (2002-05)
Family: Children – Zaria, Zamir and Langston

COACHING HISTORY

Year	School	Position
2016-17	Virginia Tech	Running Backs
2015	Virginia Tech	Wide Receivers
2012-14	Old Dominion	Passing Game Coordinator/ Wide Receiver
2011	Richmond	Wide Receivers
2007-10	Old Dominion	Defensive Backs
2006	Fork Union	Wide Receivers/ Defensive Backs

BOWL GAMES/PLAYOFFS COACHED (3)

2016	Belk	Virginia Tech
2015	Independence	Virginia Tech
2012	FCS Playoffs	Old Dominion

PROMINENT PUPILS

WR Isaiah Ford **D7-Miami – 2017**
 Owns Tech career records for receptions (210), yards (2,967) and TD catches (24)

WR Tre Gray
 AP All-America Third Team

WR Nick Mayers
 All-Colonial Athletic Association First Team

WR Zach Pascal
 All-Conference USA Honorable Mention

RB Sam Rogers **D7-L.A. Rams – 2017**
 All-purpose performer

WR Antonio Vaughan
 All-Conference USA First Team

PLAYING HIGHLIGHTS

- Three-time All-Big South wide receiver at VMI from 2002-05, finished his career with 162 receptions for 2,101 yards (13.0 avg.) with 12 touchdowns for the Keydets.
- His 162 catches rank second in school history behind only Mark Stock (165) while his yardage tally is third in VMI history.
- Owns a share of a school record with a reception in 34 consecutive games.
- Racked up 58 catches for 742 yards and three TDs as a senior in 2005, tying as the second-best season reception total at the school. Also had 57 catches as a junior in 2004.
- Registered two games with 10 catches during his career, a mark that ties as the second-best single-game tally in VMI history, while his five 100-yard contests are the second-highest total in the VMI record book.



COACHING HIGHLIGHTS

- Talented and versatile coach enters his third season at Virginia Tech, his second coaching running backs.
- Originally joined the Hokies as wide receivers coach in 2015.
- Selected to participate in NFL's Bill Walsh Diversity Coaching Fellowship with the Washington Redskins during camp in July 2017.
- Born and raised in the heart of the 757, Burden hails from an area that has served as a hotbed of talent for the Hokies for generations. Also owns experience coaching at Fork Union Military Academy, a school that has produced a distinguished pedigree of NFL performers.
- Helped groom RB Sam Rogers into a multiple-purpose offensive threat.
- A record-setting collegiate receiver in his own right at VMI, helped develop WR Isaiah Ford into Virginia Tech's first pass catcher to ever produce a 1,000-yard season in 2015 when he set a single-season school record with 1,164 yards, capping the year with a 12-catch, 227-yard effort in the Independence Bowl.
- Joined the Hokies after a three-year stint as the passing game coordinator and coaching wide receivers for Old Dominion (2012-14).
- Prior to Virginia Tech, Burden spent three seasons at Old Dominion (2012-14) in Norfolk, Virginia, where he groomed 1,000-yard wideouts such as Antonio Vaughan, Zach Pascal, Larry Pinkard and Nick Mayers.
- Old Dominion was one of 13 FBS schools in 2014 to have three players with 40 or more catches and one of 16 schools to have four players with 30 or more receptions.
- Vaughan produced his best collegiate season with 63

catches for a league-high 1,019 yards under Burden's guidance in 2014 as his 12 touchdowns tied for fourth among FCS programs.

- With Burden serving as passing game coordinator in 2013, Old Dominion ranked fourth in the FCS in scoring offense (42.3 ppg), fourth in passing offense (359.4 ypg) and seventh in total offense (519.0 ypg) as Pinkard led the squad with 68 catches for 1,020 yards.
- Helped lead the most prolific FCS offense in 2012 as the Monarchs led the nation in scoring (45.2 ppg), total offense (548.2 ypg), passing offense (393.8 ypg) and TD passes (44). Mayers tied for second among FCS performers with a school-record 16 TD catches. He also set single-season school records with 79 catches for 1,233 yards earning All-America honors from College Sports Madness and Beyond Sports Network.
- Developed WR Tre Gray into a record-setting receiver at Richmond in 2011. He earned third team All-America honors from the AP after leading the Colonial Athletic Association and setting Richmond single-season records with 95 receptions for 1,187 yards.
- Served as an integral part of one of the most successful start-up programs in recent history as Old Dominion returned to the field in 2009 after a 68-year absence.
- Joined the Old Dominion staff as defensive backs coach in 2007, helping to build a roster from scratch as the Monarchs got on the field in 2009 and produced a 9-2 mark, the best record for a first-year program in the modern era of college football.
- Embarked on his coaching career in 2006 at Fork Union Military Academy where he coached wide receivers and defensive backs while also serving as the passing game coordinator and recruiting liaison.



@CoachCornelsen

BRAD CORNELSEN

OFFENSIVE COORDINATOR & QUARTERBACKS

STAFF

HOKIES REVIEW

HISTORY

PROS

BEAMER

MEDIA

THE CORNELSEN FILE

Experience: 19th season/2nd at Virginia Tech
Hometown: Texhoma, Okla.
High School: Texhoma
College: Missouri Southern State (2000)
Playing Exp: Missouri Southern State (1995-98)
Family: Wife – Jaimi; Son – Wyatt

COACHING HISTORY

Year	School	Position
2016-17	Virginia Tech	Offensive Coord./QBs
2015	Memphis	Co-Offensive Coord./QBs
2014	Memphis	Quarterbacks
2013	Memphis	Quarterbacks
2012	Memphis	Quarterbacks
2011	Northeastern State	Offensive Coordinator
2010	Northeastern State	Offensive Coordinator
2009	Northeastern State	Offensive Coordinator
2008	Oklahoma State	Quality Control
2007	Illinois State	Quarterbacks
2003-06	Illinois State	Wide Receivers
2002	Oklahoma State	Graduate Assistant
2001	Oklahoma State (fall)	Graduate Assistant
2001	NW Missouri State	Graduate Asst. (spring)
2000	Northeastern State	Student Assistant
1999	Missouri Southern State	Student Assistant

BOWL GAMES/PLAYOFFS COACHED (6)

2016	Belk	Virginia Tech
2015	Birmingham	Memphis
2014	Miami Beach	Memphis
2008	Holiday	Oklahoma State
2007	Illinois State	FCS Playoffs
2002	Houston	Oklahoma State

PROMINENT PUPILS

QB Jerod Evans

Set Tech single-season records for TD passes (29), passing yards (3,546) and total offense (4,392) in 2016

WR Isaiah Ford D7-2017 – Miami

Set a Virginia Tech single-season record with 79 catches in 2016

QB Paxton Lynch D1-2016 – Denver

8,863 yards with 59 TDs in three seasons at Memphis

WR Trey McVay

Set NCAA all-division single-game record with 425 receiving yards in 2011

WR Cam Phillips

Belk Bowl MVP caught 76 passes for 983 yards in 2016

WR Laurent Robinson D3-2007 – Atlanta

Falcons, Rams, Cowboys, Jaguars (2007-12)

PLAYING HIGHLIGHTS

- Became the first quarterback in the history of NCAA Division II football to pass for at least 4,000 yards and rush for at least 2,000 yards during his career at Missouri Southern State from 1995-98.
- Inducted into the Missouri Southern State Athletics Hall of Fame in 2014.
- Was on the same Oklahoma roster as current Tech head coach Justin Fuente in the 1995 Oil Bowl, an annual Oklahoma vs. Texas high school summer all-star game.



COACHING HIGHLIGHTS

- Prolific collegiate quarterback enters his second season serving as offensive coordinator and quarterbacks coach at Virginia Tech.
- Under Cornelsen's direction, Virginia Tech tied or broke 10 offensive single-season records in his debut season with the Hokies.
- With Cornelsen calling the plays in 2016, the Hokies tied or set school bests in points (490), total TDs (61), first downs (330), passing first downs (172), TD passes (31), total offense (6,223), completion pct. (62.1%), passing yards (3,660), pass completions (279) and total plays (1,087).
- Among ACC squads, only Clemson (26.9) averaged more first downs per game than Virginia Tech (23.6) a year ago.
- The Hokies also ranked fifth in the ACC in scoring (35.0 ppg), total offense (444.5 ypg), rushing (183.1 ypg), pass efficiency (149.8) and time of possession (31:15).
- Helped QB Jerod Evans register one of the most productive seasons of any quarterback in school annals in 2016.
- In his only season of FBS competition, Evans set eight single-season records for the Hokies, including marks for total offense (4,392), passing yards (3,546), TD passes (29), total TDs accounted for (41) and rushing yards by a QB (846).
- Along with current Tech head coach Justin Fuente, helped take a Memphis program that had gone 3-21 in the two seasons prior to their arrival to a squad that went 19-7 and earned back-to-back bowl berths in 2014-15.
- Joined Fuente in grooming a relatively unheralded two-star quarterback prospect, Paxton Lynch, into a first-round NFL Draft pick.
- During his final two campaigns for the Tigers, Lynch completed 64.8 percent (555 of 856) of his passes for 6,807 yards with 50 TDs and 13 INTs, good for a 147.9 rating. He also ran for 15 TDs over that two year span, while surrendering a mere 32.0 sacks.
- By contrast, in the three seasons (2009-11) prior to Lynch's arrival at Memphis, the Tigers compiled a 5-31 record, threw for 7,182 yards with 37 TDs and 36 INTs, while suffering 80.0 sacks.
- Under Cornelsen's tutelage in 2015, Lynch threw for 3,776 yards, with 28 touchdowns and only four interceptions. He tied an FBS record with seven touchdown passes in the first half of Memphis' 63-0 victory over SMU.
- In 2015, under his direction as co-offensive coordinator, Memphis finished 11th nationally in scoring offense (40.2 ppg), ranking ahead of both squads who played in the College Football Playoff Championship Game – Clemson (16th – 38.5 ppg) and Alabama (30th – 35.1 ppg).
- Memphis was particularly efficient on third down in 2015,

- converting 48.8 percent (101 of 207) of the time to rank eighth in the FBS.
- In 2014-15, the Tigers averaged 185.0 rushing ypg and scored 60 TDs on the ground, producing 11 games with 200 or more net rushing yards. By contrast, the Tigers averaged a mere 87.8 rushing ypg and scored 15 rushing TDs in 2010-11.
- The Tigers set a school record for points in consecutive seasons (993 in 2014-15) and boasted a +19 turnover differential (53 takes/34 gives) over that timeframe.
- In 2014, with Cornelsen as the quarterbacks coach, Lynch guided the Tigers to a Miami Beach Bowl win over BYU. Lynch was the MVP after completing 24 of 46 for 306 yards and four touchdowns. He also ran for three scores, tying an FBS record for touchdowns responsible for in a bowl game.
- In 2012, Cornelsen mentored Jacob Karam who completed 64.2 percent (176 of 274) of his passes, while throwing 14 touchdowns and a school-low three interceptions.
- Prior to joining the staff at Memphis, Cornelsen was the offensive coordinator at Northeastern State, a Division II school in Tahlequah, Okla. In his final season there in 2011, he helped the offense become among the nation's leaders in passing offense (13th, 291 ypg) and total offense (22nd, 440 ypg). NSU's seven wins that season were the program's most in 11 years.
- In 2011, Northeastern State receiver Trey McVay became a first-team All-American while in Cornelsen's offense, catching 82 passes for 1,533 yards. He set a school single-season record for receiving yards. His 425-yard performance vs. Harding set an NCAA single-game record at any level for most receptions in a game. His 16 catches and six TDs in that contest also established school records.
- Landed his initial full-time coaching position at Illinois State in 2003, where Fuente also served as an assistant on the Redbirds' staff from 2001-06. Current Tech assistants Holmon Wiggins and Vance Vice were also members of that Illinois State staff.
- Developed QB Luke Drone developed into an All-Gateway Conference choice at Illinois State in 2007.
- In 2005, Cornelsen helped Laurent Robinson become an All-America selection and earn conference offensive player of the year honors after he set a Missouri Valley record with 86 catches for a school-record 1,465 yards. Robinson's 292-yard game against Indiana State in 2005 still stands as a conference record.
- Robinson concluded his career at Illinois State with 192 catches for 3,007 yards with 29 TDs, a yardage total that still ranks sixth in Missouri Valley annals.
- Spent the spring of 2001 at NW Missouri State working as a graduate assistant under legendary NCAA Division II head coach Mel Tjeerdsma before taking a similar role at Oklahoma State under head coach Les Miles.

BRIAN MITCHELL

 @CoachMitchellVT


CORNERBACKS

THE MITCHELL FILE

Experience: 23rd season/2nd at Virginia Tech
Hometown: Waco, Texas
High School: Waco (1987)
College: BYU (1995)
Playing Exp: BYU (1987-90);
 Atlanta Falcons (1991-93)
Family: Wife – Carri, Son – Brian,
 Daughters – Halie and Mikenzi

COACHING HISTORY

Year	School	Position
2016-17	Virginia Tech	Cornerbacks
2013-15	West Virginia	Cornerbacks
2010-12	East Carolina	Defensive Coordinator/ Secondary
2006-09	Texas Tech	Cornerbacks
1995-05	BYU	Cornerbacks

BOWL GAMES COACHED (14)

2016	Belk	Virginia Tech
2015	Cactus	West Virginia
2014	Liberty	West Virginia
2012	New Orleans	East Carolina
2010	Military	East Carolina
2009	Alamo	Texas Tech
2008	Cotton	Texas Tech
2007	Gator	Texas Tech
2006	Insight	Texas Tech
2005	Las Vegas	BYU
2001	Liberty	BYU
1999	Motor City	BYU
1998	Liberty	BYU
1996	Cotton	BYU

BOWL GAMES PLAYED (4)

1990	Holiday	BYU
1989	Holiday	BYU
1988	Freedom	BYU
1987	All-American	BYU

PROMINENT PUPILS

CB Emanuel Davis FA-2012 – Cleveland
 2015 CFL All-Star for Hamilton with five INTs and three TDs

CB Rasul Douglas D3-2017 – Philadelphia
 Posted nine INTs in two seasons at WVU

CB Brian Gray FA-2000 – Cincinnati
 Also spent time in camp with Detroit and Seattle

CB Tim McTyer FA-1997 – Philadelphia
 Played in 28 NFL games for Eagles and Browns

CB Omarr Morgan FA-1999 – Saskatchewan
 Three-time CFL All-Star (2002-03, 2005)

CB Jamar Wall D6-2010 – Dallas
 Tied for CFL lead with six INTs and won Grey Cup with Calgary in 2014

CB Daryl Worley D3-2016 – Carolina
 Two-time All-Big 12 selection with 10 INTs in three seasons



COACHING HIGHLIGHTS

- Veteran coach and former NFL player enters his second season with Virginia Tech as cornerbacks coach.
- Came to Blacksburg after spending three seasons in a similar capacity at West Virginia.
- Quickly made an impact on Tech's secondary in 2016 as the Hokies boasted the fifth-lowest opponent completion percentage in the nation (50.1) and ranked 10th with a 111.1 opponent passer rating. Only Michigan (21.0%) permitted a lower third-down percentage than Virginia Tech (27.5%) last season.
- Served as defense coordinator and secondary coach for Ruffin McNeill at East Carolina from 2010-12 after working with McNeill on the defensive staff at Texas Tech.
- During his distinguished coaching career, has been a member of staffs that have won five conference titles and made 14 bowl appearances.
- 11 of his defensive backs have gone on to sign professional contracts.
- In 2015, WVU's defense led all Power Five schools by forcing 23 interceptions and ranked second with 31 total takeaways. Mitchell's cornerbacks accounted for 11 of those INTs, finishing the year with 28 pass breakups. The Mountaineers finished the year with a +9 turnover margin (31 takes/22 gives) to rank 15th among FBS squads.
- Daryl Worley tied for third among Power Five players with six interceptions and was eighth among FBS performers with 12 passes defended.
- The Mountaineers also finished eighth among FBS squads in highest percentage of opponent three downs and out in 2011, while ranking No. 11 among Power Five squads in third-down defense (31.7%).
- In 2014, WVU's defense was eighth among Power Five teams in third-down defense (31.4%) and were No. 15 among FBS squads in terms of forcing three-and-outs. The Mountaineers also ranked No. 18 among Power Five teams in opposing passer efficiency (116.2).
- In 2013, WVU's defense was No. 4 among FBS squads with 16 fumbles recovered and ranked 14th among Power Five squads with 28 turnovers forced.
- In 2012, East Carolina tied UCF for first place in the Eastern Division of Conference USA with a 7-1 league record and made its second bowl appearance in three years with Mitchell serving as defensive coordinator and secondary coach.

- Spearheaded the installation of a 3-4 scheme in 2011, an alignment that produced immediate results and earned ECU a reputation as one of most improved units nationally as the Pirates allowed 947 total net yards and 185 fewer points than the previous season.
- Tutored cornerback Emanuel Davis to back-to-back All-Conference USA selections and developed Damon Magazu into a ball-hawking free safety who led the team with four interceptions and three fumble recoveries in 2011.
- Accompanied McNeill to East Carolina after a four-season stint at Texas Tech.
- Jamar Wall led the secondary with 62 tackles and two interceptions in 2008 and earned All-Big 12 honors in 2009 after ranking second nationally with 17 passes defended.
- The Red Raiders pass defense led the Big 12 Conference in net passing yards in both 2006 and 2007. In 2007, Texas Tech limited foes to 188.4 ypg in that department, a figure that ranked 13th among FBS squads.
- Worked on the staff of legendary coach LaVell Edwards at BYU after a stellar playing career for the Cougars.
- Helped guide the team to five bowl appearances and a No. 5 national ranking following a 14-1 campaign in 1996, as well as back-to-back Western Athletic Conference championships.
- While at BYU, he also served as the faculty advisor to the Black Student Union from 1995-02.
- His 13 career interceptions stand fifth in the school's record book, while his five picks in 1989 were a season high.

PLAYING HIGHLIGHTS

- A seventh-round draft choice of Atlanta in the 1991 NFL Draft, played in 36 games over three seasons for the Falcons.
- All-WAC cornerback who played in four bowls and ran the opening leg of BYU's All-America 400M relay team.
- Still holds the school record for the longest interception return, a 97-yard effort against New Mexico in 1989.
- His 13 career interceptions stand fifth in the school's record book, while his five picks in 1989 were a season high.



@CoachShibestVT

JAMES SHIBEST

SPECIAL TEAMS COORDINATOR & TIGHT ENDS

STAFF

HOKIES

REVIEW

HISTORY

PROS

BEAMER

MEDIA

THE SHIBEST FILE

Experience: 28th season, 2nd at Virginia Tech
Hometown: Houston, Texas
High School: MacArthur (1983)
College: Arkansas (1987)
Playing Exp: Arkansas (1983-87)
Family: Wife – Dianna, Son – James John III, Daughter – Jordyn Grace

COACHING HISTORY

Year	School	Position
2016-17	Virginia Tech	Special Teams Coordinator/ Tight Ends
2012-15	Memphis	Special Teams Coordinator/ Tight Ends
2008-11	Ole Miss	Special Teams Coordinator
2006-07	Arkansas	Special Teams/Tight Ends
2002-05	Arkansas	Special Teams/ Wide Receivers
2000-01	Arkansas	Special Teams/Tight Ends
1996-99	Butler County CC (Kan.)	Head Coach
1994-95	Garden City CC (Kan.)	Offensive Coordinator/ QB's/WR's
1993	Independence CC (Kan.)	Defensive Backs
1992	Independence CC (Kan.)	Offensive Coordinator
1990-91	Oklahoma State	Graduate Assistant

BOWL GAMES COACHED (11)

2016	Belk	Virginia Tech
2015	Birmingham*	Memphis
2014	Miami Beach	Memphis
2009	Cotton	Ole Miss
2008	Cotton	Ole Miss
2007	Cotton	Arkansas
2006	Capital One	Arkansas
2003	Independence	Arkansas
2002	Music City	Arkansas
2001	Cotton	Arkansas
2000	Las Vegas	Arkansas

*Joined VT prior to bowl game

PROMINENT PUPILS

- K Jake Elliott D5-2017 – Cincinnati**
2014 & 2015 American Athletic Conference Special Teams Player of the Year
- P Tom Hornsey FA-2015 – Dallas**
2013 Ray Guy Award Winner, Consensus All-America selection, 2013 American Athletic Conference Co-Special Teams Player of the Year
- TE Bucky Hodges D6-2017 – Minnesota**
Tech's all-time leading receiver at tight end
- RB Felix Jones D1-2008 – Dallas**
2007 Southeastern Conference Special Teams Player of the Year
Cowboys, Steelers (2008-13)
- WR Mike Wallace D3-2009 – Pittsburgh**
Steelers, Dolphins, Vikings (2009-15)

BOWL GAMES PLAYED (3)

1986	Orange	Arkansas
1985	Holiday	Arkansas
1984	Liberty	Arkansas

COACHING HIGHLIGHTS

- Regarded as one of the nation's top special teams coaches, enters his second season serving as special teams coordinator and tight ends coach at Virginia Tech.
- Joined the Hokies after working with current Tech head coach Justin Fuente at Memphis.
- Presided over the resurgence of Tech's special teams units in 2016 as the Hokies hearkened back to the heyday of Beamer Ball by blocking a punt and three field goals, while returning both a punt and a blocked field goal for touchdowns.
- K Joey Slye led all ACC kickers and set a single-season Tech record for a kicker with 118 points in 2016, as he hit 20 of 27 FGs (74.1%) and converted 58 PATs.
- Slye also set a Tech single-game record with 21 points in a 39-36 win at Pitt (10/27/16) as he tied an ACC record with six made FGs in the contest. He also led the ACC with 73 touchbacks on kickoffs.
- Also tutored Tech's tight ends in 2016 as Bucky Hodges thrived in a hybrid TE/WR role, setting career highs with 48 catches for 691 yards, while tying a career mark with seven TDs.
- Brought 25 years of coaching experience with him to Blacksburg, including 12 seasons as a special teams coach in the Southeastern Conference at both Ole Miss and Arkansas.
- His special teams units at Memphis were among the nation's finest the past two seasons. His 2015 squad ranked seventh in the country in overall special teams efficiency via Football Outsiders, while his 2014 unit was the best in the FBS according to ESPN.
- Memphis kicker Jake Elliott was named the American Athletic Conference's Special Teams Player of the Year Award with in both 2014 and 2015.
- Memphis was the only collegiate program to have a semifinalist for both the Ray Guy Award and the Lou Groza Award in 2014.
- A three-time Groza Award semifinalist, Elliott connected on 76.9 percent (60 of 78) of his FGs the past three seasons under Shibest with eight makes from 50 or more yards, including a school-record 56-yard FG at South Florida (11/16/13).
- Elliott established Memphis records in 2015 with 23 made field goals and 132 points. He connected on 82.1 percent (23 of 28) FGs and nailed all 63 of his PATs.
- Special teams coverage units coached by Shibest haven't allowed a kick return or punt return TD over the past six seasons. His squads ranked among the nation's top 10 in net kickoff coverage three of the past five years. The Hokies ranked 12th in that department in 2016, allowing 17.9 yards per return.
- Was part of a Memphis staff that guided the Tigers to a 10-win season in 2014, the first time the school had registered double-digit victories since 1938.
- Memphis ranked fourth among FBS squads in punt coverage in 2014, allowing opponents only a 2.77 yards per return.
- Memphis wide receiver Keiwone Malone concluded his collegiate career with a school-record 83 punt returns for 716 yards, a figure that ranked as the fourth-highest tally in school history.
- In 2013, Shibest coached the nation's best punter, Tom Hornsey, who earned the Ray Guy Award and was honored by the American Athletic Conference as the league's Co-Special Teams Player of the Year.
- Hornsey ranked seventh nationally in punting in 2013, averaging 45.2 yards per punt. He also landed 46.8 percent (29 of 62) of his punts inside the 20.
- Memphis led Conference USA in kickoff coverage with a net average of 42.6 yards in 2013.
- Freshman tight end Alan Cross led Memphis with five TD catches in 2012 and was named to the All-Conference USA Freshman Team.
- Spent four seasons at Ole Miss, where he coached an NCAA statistical champion, four All-SEC honorees and two freshman award winners highlighted Shibest's special teams accomplishments.



- Tutored the top two kick returners in Ole Miss history in Mike Wallace and Jesse Grandy.
- In 2011, the Rebels ranked second nationally and led the SEC in punt returns with a 15.6-yard average.
- Kicker Joshua Shene wrapped up his career at Ole Miss second in career scoring (310), field goals (57), field goal attempts (75), PATs made (139) and PATs attempted (142).
- In his first season with the Rebels in 2008, Shibest was honored as the Special Teams Coordinator of the Year by FootballScoop.com.
- Shibest groomed running back Felix Jones into the SEC Special Teams Player of the Year at Arkansas in 2007.
- Spent eight seasons as Arkansas (2000-07), where he coached special teams and had stints tutoring tight ends (2000-01, 2006-07) and receivers (2002-05).
- Led Butler County (Kan.) Community College to a four-year record of 34-10 and back-to-back National Junior College Athletic Association (NJCAA) championships in 1998 and 1999.
- Named the NJCAA Coach of the Year both seasons, and he also earned Jayhawk Conference Coach of the Year honors in 1996 and 1998.
- During his tenure at Butler County, Shibest coached 19 NJCAA All-Americans and 34 NCAA Division I signees, including Ricky Hall who registered 12 touchdowns for Tech in 1998-99 as a receiver and return man.
- Led the Grizzlies to records of 7-4 in 1996, 4-5 in 1997, 12-0 in 1998 and 11-1 in 1999.
- In two seasons at Garden City (Kan.) Community College he helped the Bronc Busters to a 10-1 record in 1994 and a 9-2 mark in 1995 with an offense that ranked sixth in the NJCAA.

PLAYING HIGHLIGHTS

- Prep All-American receiver at Houston's MacArthur High School earned All-Southwest Conference honors at Arkansas in 1984 and 1986, amassing a then-school-record 1,920 receiving yards on 97 receptions, including 10 touchdowns.

VANCE VICE

 @VanceVice


OFFENSIVE LINE

THE VICE FILE

Experience: 22nd season/2nd at Virginia Tech
Hometown: Bristow, Okla.
High School: Bristow (1985)
College: Oklahoma State (1990); Georgia (1993); Clemson (1999)
Playing Exp: Oklahoma State (1985-89)
Family: Wife – Kerry, Son – Brock, Daughters – Savannah and Sydney

COACHING HISTORY

Year	School	Position
2016-17	Virginia Tech	Offensive Line
2012-15	Memphis	Offensive Line
2009-11	Louisiana-Monroe	Offensive Line
2005-08	Utah State	Offensive Line
2003-04	Illinois State	Assistant Head Coach/ Offensive Line
2000-02	Illinois State	Offensive Line
1999	Murray State	Offensive Line
1996-98	Clemson	Tight Ends
1992-95	Hart County HS	Passing Coordinator/ WR/TE
1990-91	Georgia	Graduate Assistant

BOWL GAMES COACHED (6)

2016	Belk	Virginia Tech
2015	Birmingham	Memphis
2014	Miami Beach	Memphis
1997	Peach	Clemson
1996	Peach	Clemson
1991	Independence	Georgia

BOWL GAMES PLAYED (3)

1988	Holiday	Oklahoma State
1987	Sun	Oklahoma State
1985	Gator	Oklahoma State

PROMINENT PUPILS

G Al Bond FA-2015 – Detroit
 Started 42 games at Memphis

G Jordan Devey FA-2013 – Baltimore
 Super Bowl XLIX champion with New England; Patriots (2013-14), 49ers (2015) and Chiefs (2016)

T Jon McLaughlin FA-2017 – Arizona
 Started 49 career games at Virginia Tech

TE Keavon Milton FA-2013 – New Orleans
 Browns, Seahawks and Patriots (2013-16)

G Shawn Murphy D4-2008 – Miami
 Dolphins, Buccaneers, Panthers, and Broncos (2008-11)

T Donald Penn FA-2006 – Minnesota
 144 career games with Buccaneers (2006-13), Raiders (2014-15). 2011 Pro Bowler

C Ryan Tonnemacher
 All-Western Athletic Conference

PLAYING HIGHLIGHTS

- Two-year starter at Oklahoma State who saw duty at both defensive tackle and tight end.
- Blocked for a pair of Pro Football Hall of Fame running backs in Thurman Thomas and Barry Sanders.
- Was also a teammate of current Oklahoma State head coach, Mike Gundy, who quarterbacked OSU from 1986-89.



COACHING HIGHLIGHTS

- Veteran offensive line coach enters his second season in Blacksburg.
- Another longtime associate of head coach Justin Fuente, their relationship dates back to 1999 when Vice served as offensive line coach at Murray State and Fuente was the Racers' quarterback. The duo later coached together at Illinois State before reuniting at Memphis.
- Under his direction in 2016, G Augie Conte and T Jon McLaughlin both earned third-team All-ACC honors as the Hokies' blocking unit paved the way for an offense that set or tied 10 single-season Tech records.
- Thanks to the protection of Vice's unit in 2016, QB Jerod Evans also enjoying a prolific campaign, setting single-season records for total offense (4,392), passing yards (3,546) and rushing yards by a QB (846).
- Fuente's "Hard, Smart, Tough" mantra is personified in Vice, who played collegiately as a defensive lineman and tight end at Oklahoma State in the 1980s.
- Credited with helping Fuente establish a winning and competitive culture at Memphis, taking a once moribund program to back-to-back bowl games in 2014-15.
- During his final two campaigns at Memphis, the Tigers compiled a 19-7 record and allowed a conference-low 32.0 sacks, cutting that sack total in half compared to the 64.0 sacks Memphis allowed in the two years prior to his arrival in 2010-11. The Tigers also set a school record, scoring 993 points over that two-season period.
- The Tigers permitted a mere 17.0 sacks in 2015 as only nine teams in the Power Five permitted fewer. Memphis allowed 16.0 sacks in 2014, a total that ranked 15th among FBS squads.
- The rapid development of a blocking unit to protect QB Paxton Lynch allowed the Memphis passer to complete 64.8 percent (555 of 856) of his passes for 6,807 yards with 50 touchdowns and 13 interceptions, good for a 147.9 rating during the 2014-15 seasons. By contrast, Memphis registered only 24 TD passes during the 2010 and 2011 seasons combined.
- The Memphis ground game also prospered thanks to Vice's blocking unit. In 2014-15, the Tigers averaged 185.0 rushing ypg and recorded 60 rushing TDs after averaging a 87.8 rushing ypg and scoring 15 rushing TDs in 2010-11.

- To put the ascent of the Memphis rushing game in additional perspective, Vice and the offensive staff inherited a squad that averaged 84.0 rushing ypg in 2011. The only FBS program that ran for fewer yards per game was Miami (Ohio) at 73.8 ypg.
- During the 2015 campaign, Memphis scored 40.2 ppg to rank 11th among FBS squads, while coming in 18th in passing offense (307.5 ypg) and 19th in total offense (486.9 ypg). The Tigers also ranked eight among FBS squads on third down, converting on 48.8 percent (101 of 207) of their opportunities.
- Prior to rejoining Fuente at Memphis, Vice spent three seasons at Louisiana-Monroe (2009-11) where his offensive front paved the way for 21 rushing scores in 2009 and 22 rushing TDs in 2011. The Warhawks amassed 392.3 ypg of total offense in 2009, the program's highest offensive output since joining the FBS.
- RB Frank Goodin finished the 2009 season with 1,126 rushing yards, good for the fourth-highest seasonal total in school history, while his 13 TDs were the second-best mark in Louisiana-Monroe history as the squad averaged 183.9 rushing ypg.
- The Warhawks were tied for 21st in the FBS by permitting 16.0 sacks in 2009.
- During Vice's four seasons at Utah State, a quartet of his offensive linemen earned All-Western Athletic Conference (WAC) honors including Ryan Tonnemacher who was a two-time Rimington Trophy Watch List nominee at center.
- Enjoyed a five-year stint Illinois State as offensive line coach with additional responsibilities as assistant head coach.
- Three of Vice's linemen earned All-America honors and eight garnered All-Gateway Conference accolades at Illinois State. In 2003, the Redbirds established a school record with 248.1 yards per game rushing and allowed just 5.0 sacks on 367 pass attempts, tying as the fifth-lowest tally among FCS squads.
- Part of the Hokies' "Murray State Mafia," joining Fuente, Bud Foster and Charley Wiles who also spent time with the Racers earlier in their careers.
- Spent three seasons as tight ends coach at Clemson under head coach Tommy West from 1996-98.
- Began his coaching career as a graduate assistant under Ray Goff at Georgia before spending three seasons in the Georgia high school coaching ranks.



@HolmonWiggins

HOLMON WIGGINS

WIDE RECEIVERS

STAFF

HOKIES

REVIEW

HISTORY

PROS

BEAMER

MEDIA

THE WIGGINS FILE

Experience: 15th season/2nd at Virginia Tech
Hometown: Los Angeles, Calif.
High School: San Pedro (1998)
College: New Mexico (2003)
Playing Exp: New Mexico (1998-2001)
Family: Wife – Dominique, Daughters – Justyce, Karyn, Brooklyn and Journey

COACHING HISTORY

Year	School	Position
2016-17	Virginia Tech	Wide Receivers
2012-15	Memphis	Wide Receivers
2011	Tulsa	Running Backs
2006-10	Illinois State	Running Backs
2005	New Mexico	Graduate Assistant
2003-04	New Mexico	Student Assistant

BOWL GAMES/PLAYOFFS COACHED (7)

2016	Belk	Virginia Tech
2015	Birmingham*	Memphis
2014	Miami Beach	Memphis
2011	Bell Helicopter Armed Forces	Tulsa
2006	FCS Playoffs	Illinois State
2003	Emerald	New Mexico
2003	Las Vegas	New Mexico

*Joined Virginia Tech prior to bowl game

PROMINENT PUPILS

- RB Ja'Terian Douglas**
Second-team All-Conference USA at Tulsa in 2010
- WR Isaiah Ford D7-2017 – Miami**
Owns Tech career records for receptions (210), yards (2,967) and TD catches (24)
- WR Mose Frazier**
Registered 135 receptions for 1,599 yards and eight TDs in three seasons at Memphis
- TE Bucky Hodges D6-2017 – Minnesota**
Most prolific tight end in Tech history with 133 catches for 1,747 yards with 20 TDs
- WR Keiwone Malone**
Produced 126 catches for 1,497 yards with nine TDs at Memphis
- RB Pierre Rembert**
AP All-America (2006); Illinois State single-season record 1,743 rushing yards
- RB Trey Watts FA 2014 – St. Louis**
Honorable Mention All-Conference USA at Tulsa

PLAYING HIGHLIGHTS

- A four-year letterwinner and three-year starter at running back for New Mexico (1998-2001), he finished his career with 1,833 rushing yards, the 14th-most in school history. He also remains the Lobos' single-season leader in punt returns (46) and punt return yardage (392) – both set in 2000 – and ranks 12th all-time in all-purpose yards with 2,912 yards.
- Named the Los Angeles Class 4A Player of the Year as a senior at San Pedro High School.



COACHING HIGHLIGHTS

- Enters his second season with the Hokies after spending four seasons in the same capacity at Memphis.
- Well-versed in the offensive philosophy of head coach Justin Fuente and offensive coordinator Brad Cornelsen, Wiggins' relationship with that duo and current Tech offensive line coach Vance Vice dates back to their time together at Illinois State.
- Part of a staff that helped guide Tech's offense to 10 single-season records in 2016, including points (490), passing first downs (172), TD passes (31), total offense (6,223), completion pct. (62.1%), passing yards (3,660) and pass completions (279).
- Helped continue the ascent of WR Isaiah Ford, who broke his own Tech single-season record with 79 receptions in 2016, registering 1,094 yards and seven TDs in the process.
- Also tutored WR Cam Phillips, who earned Belk Bowl MVP honors and concluded his junior campaign by setting personal bests in receptions (76), receiving yards (983) and TDs (five). Those 76 catches were the second-best season mark in school history behind only Ford, who had 79 receptions a year ago.
- An integral component of Fuente's staff that helped lead Memphis to 19 victories and back-to-back bowl appearances in 2014-15. That amazing run featured a 15-game winning streak, the school's first conference championship since 1971 and a double-overtime win over BYU in the Miami Beach Bowl.
- Inherits an All-ACC pass catcher in WR Isaiah Ford, who set single-season Tech records with 75 receptions for 1,164 yards and 11 touchdowns as a sophomore in 2015.
- Drastically improved the production of the wide receivers corps at Memphis. That position accounted for 125 receptions for 1,417 yards and eight touchdowns in 2012 and made incremental gains each subsequent season.
- Memphis wideouts registered 148 receptions, 1,687 yards and four TDs in 2013 and upped that total to 205 receptions for 2,422 yards and 14 TDs in 2014 before hauling in 255 passes for 3,277 yards and 19 TDs in 2015.

- In total, Memphis registered 53 total receiving scores in 2014-15, compared to only 24 TD passes in the two seasons before Wiggins accompanied Fuente to the school.
- Under Wiggins' tutelage, WR Mose Frazier (who began his career at Arkansas-Pine Bluff) enjoyed a breakout senior campaign in 2015, leading the Tigers with 70 catches for 797 yards, while adding four scores.
- The Tigers ranked 18th in passing offense (307.5 ypg) among FBS squads and were 19th in total offense (486.9 ypg) in 2015, while finishing 11th in scoring offense (40.2 ppg). Memphis also ranked eighth in the nation in third-down conversions at 48.8 percent (101 of 207).
- Wiggins posted a 10-3 mark in 2014 thanks to a potent offense that ranked 21st among FBS squads by averaging 36.2 ppg.
- Frazier and fellow WR Keiwone Malone formed a dynamic tandem of wideouts for the Tigers in 2014, combining for 92 receptions, 1,061 yards and seven TDs.
- Joined the Memphis program after a one-year stint coaching running backs under head coach Bill Blankenship at Tulsa in 2010.
- His Tulsa running backs combined for 2,006 rushing yards, while H-Back Willie Carter led Tulsa with 868 receiving yards that season, meriting a spot on the All-Conference USA Second Team.
- Enjoyed a five-year tour of duty coaching running backs at Illinois State from 2006-10, helping guide the Redbirds to the FCS quarterfinals in his initial season on the staff.
- Under his tutelage in 2006, RB Pierre Rembert earned All-America accolades and rushed for a school-record 1,743 yards. From 2006-08, Illinois State averaged 187.7 rushing ypg and racked up 76 rushing scores.
- Wiggins began his coaching career at his alma mater of New Mexico after enjoying a standout playing career for the Lobos.

CHARLEY WILES

 @CoachWiles


DEFENSIVE LINE

THE WILES FILE

Experience: 29th season/22nd at Virginia Tech
Hometown: Deland, Fla.
High School: DeLand (1983)
College: Murray State (1987)
 Virginia Tech (1989)
Playing Exp: Murray State (1983-86)
Family: Wife – Andrea, Son – Eric,
 Daughter – Kendell (a member of the
 track and field squad at Indiana)

COACHING HISTORY

Year	School	Position
1996-17	Virginia Tech	Defensive Line
1995	Murray State	Co-Defensive Coordinator/Linebackers
1993-94	Murray State	Linebackers
1992	Murray State	Running Backs
1990-91	Murray State	Defensive Ends
1989	East Tennessee State	Offensive Line
1987-88	Virginia Tech	Graduate Assistant

BOWL GAMES/PLAYOFFS COACHED (24)

2016	Belk	Virginia Tech
2015	Independence	Virginia Tech
2014	Military	Virginia Tech
2013	Sun	Virginia Tech
2012	Russell Athletic	Virginia Tech
2011	Sugar	Virginia Tech
2010	Orange	Virginia Tech
2009	Chick-fil-A	Virginia Tech
2008	Orange	Virginia Tech
2007	Orange	Virginia Tech
2006	Chick-fil-A	Virginia Tech
2005	Gator	Virginia Tech
2004	Sugar	Virginia Tech
2003	Insight	Virginia Tech
2002	San Francisco	Virginia Tech
2001	Gator	Virginia Tech
2000	Gator	Virginia Tech
1999	Sugar	Virginia Tech
1998	Music City	Virginia Tech
1997	Gator	Virginia Tech
1996	Orange	Virginia Tech
1995	Division I-AA Playoffs	Murray State

PROMINENT PUPILS

Cornell Brown **D6-1997 – Baltimore**
 Ravens (1997-2004) Super Bowl XXXV Champions
Chris Ellis **D3-2008 – Buffalo**
 Bills (2008-10); Steelers (2010-11)
John Engelberger **D2-2000 – San Francisco**
 49ers (2000-04); Broncos (2005-08)
Darryl Tapp **D2-2006 – Seattle**
 Seahawks, Eagles, Redskins, Lions, Saints (2006-16)
Jason Worldis **D2-2010 – Pittsburgh**
 Steelers (2010-14)

PLAYOFF GAMES PLAYED (1)

1986 Division I-AA Playoffs (Murray State)



COACHING HIGHLIGHTS

- Enters his 22nd season coaching Virginia Tech's defensive line, making him the second-longest tenured member of the Virginia Tech staff behind only associate head coach/defensive coordinator Bud Foster who joined the Hokies in 1987.
- The productivity and consistency of Virginia Tech's defensive front have been hallmarks of Tech's vaunted "Lunch Pail Defense" over the years, thanks in large part to Wiles.
- Dating back to 1996 when Wiles began his tenure coaching Tech's defensive line, the Hokies have registered 781.0 sacks, the highest total of any team in the nation over that span.
- The Hokies also own best mark of any Power Five squad on third down since 1996, limiting opponents to a 31.4-percent conversion rate. Only Michigan (21.0) ranked better in that department than Virginia Tech (27.5) in 2016.
- The ability of Wiles' linemen to put pressure on the passer also helps explain why Virginia Tech has forced an FBS-best 360 interceptions during his tenure in Blacksburg. In 2016, Tech ranked fifth among Power Five squads, limiting opponents to a completion percentage of a mere 50.1 percent.
- With Wiles helping Foster devise schemes to stop the run, Tech has permitted an average of 116.6 rushing ypg dating back to 1996 to rank sixth nationally.
- Since he joined Tech as defensive line coach, only Alabama (16.4 ppg) and Ohio State (16.5 ppg) own stingier scoring defenses over the past 20 seasons than Virginia Tech (17.7).
- Led by All-ACC DT Woody Baron (18.5 TFLs), the Hokies ranked fourth among Power Five defenses with 113.0 tackles for loss in 2016.
- Baron (Dallas), DE Ken Ekanem (Denver) and DT Nigel Williams (Buffalo) all signed as NFL free agents in 2017.
- Has coached five All-America selections – Cornell Brown (1995 & 1996), Corey Moore (1998 & 1999), John Engelberger (1999), Darryl Tapp (2005) and David Pugh (2001).
- The most highly-decorated member of that group was Moore, who became the first-ever Tech defender to earn unanimous All-America honors in 1999.
- Moore also earned the 1999 Bronco Nagurski Award as the college football's defensive player of the year while also taking home the Lombardi Award as the national lineman of the year as the Hokies tied for the national lead with 58.0 sacks and advanced to the national championship game.
- Under his tutelage, 26 different Virginia Tech defensive linemen have earned all-conference honors. In 2015, Luther Maddy (second team), Dadi Nicolas (third team) and Corey Marshall (honorable mention) continued Wiles' trend of producing All-ACC performers as Tech extended its string of consecutive bowl berths to 23 straight years.
- In 2014, his linemen helped contribute 26.0 sacks as the Hokies ranked second among Power Five squads with 48.0 sacks.

- Behind second-team All-ACC pick, Derrick Hopkins, Tech ranked 10th nationally in rushing defense (110.9 ypg) and tied for eighth with 39.0 sacks in 2013 as all four starting linemen were represented on an All-ACC squad.
- His front was part of a 2011 defense that ranked seventh in the country in scoring defense (17.6 ppg) and 10th in total defense (304.6 ypg).
- Tech claimed the ACC title in 2010 as the Hokies led the nation with a +19 turnover differential (32 takes/13 gives) and ranked second among FBS squads with 23 INTs.
- In 2006, Virginia Tech led the nation in scoring defense (11.0 ppg), total defense (219.5 ypg) and pass defense (128.2 ypg).
- Wiles' 2005 defensive line was led by first-team All-America Darryl Tapp who helped Tech lead the nation in total defense (247.6 ypg) and rank second in the nation in scoring defense (12.9 ppg).
- Tech won the ACC title during its debut season in 2004 when its defense ranked second nationally in scoring defense (12.8 ppg) and came in fourth in both total defense (268.0 ypg) and pass defense (152.8 ypg).
- The Sporting News ranked Tech's 2001 defensive line coached by Wiles as the fourth-best in the nation.
- In 1999, Corey Moore was chosen the BIG EAST Defensive Player of the Year for a second consecutive year as The Sporting News rated Tech's defensive front the best in the college football as the Hokies rattled off an undefeated regular season behind the nation's stingiest scoring defense (10.5 ppg).
- Under Wiles' guidance, one-time walk-on John Engelberger earned All-BIG EAST honors in both 1997 and 1998 before earning second team All-America honors from the AP in 1999.
- Wiles embarked on his two-decade career coaching the defensive line at Tech in 1996 when his star pupil was All-America defensive end Cornell Brown.
- As co-defensive coordinator at Murray State in 1995, he helped lead the Racers to an 11-0 regular-season mark and a berth in the Division I-AA playoffs.
- Originally began his coaching career as a graduate assistant for the Hokies in 1987, Frank Beamer's first season as Tech's head coach.

PLAYING HIGHLIGHTS

- Wiles won Kodak Division I-AA All-America honors as an offensive lineman at Murray State in 1986 playing under Frank Beamer, who served as the Racers' head coach.
- Is one of three former Murray State players on the current Tech coaching staff, joining head coach Justin Fuente and associate head coach/defensive coordinator, Bud Foster.

DANIELLE BARTELSTEIN

SENIOR DIRECTOR OF FOOTBALL OPERATIONS

Danielle Bartelstein is in her second season as the senior director of football operations for football head coach Justin Fuente. She oversees the daily administrative and operational duties within Virginia Tech's football program, the handling of team travel, and other assorted responsibilities to ensure that the program functions smoothly and efficiently.

"She possesses all of the attributes that I wanted in this role," Fuente said. "She's extremely organized, works hard, is passionate

about helping us win and understands the high standards we'll have for our program. Most importantly, she always has the best interests of our student-athletes and their families at heart."

Bartelstein is the only female in such a role among Power 5 schools and one of just four among all Football Bowl Subdivision schools. The Chicago, Illinois native came to Tech after working for a year as a senior advisor for Hance Scarborough, LLP, a prestigious law firm in Austin, Texas, where she assisted in the overall management for the former U.S. Congressman and Chancellor Emeritus at Texas Tech University. However, she possesses a lot of experience in working with football programs, having served in various operational capacities at Texas Tech, TCU, and Stanford.

Prior to working for Hance Scarborough, Bartelstein served as the director of football relations at Texas Tech from 2013-15. She was responsible for the day-to-day recruiting operations. This included coordinating all official and unofficial visits, developing seasonal recruiting campaigns, and evaluating and organizing all off-campus recruiting activities. She also assisted in the logistics of team travel and the operation of summer camps.

Before heading to Texas Tech, Bartelstein worked at TCU as the assistant director of football operations (2010-12) under head coach Gary Patterson. While at TCU, she worked with Fuente, who served as the quarterbacks coach and co-offensive coordinator at the time. She helped coordinate team travel, organized and maintained the recruiting database, and served as the contact for high schools and junior colleges. She was also the liaison to pro scouts.

Her first stop in college football occurred at Stanford, where she worked as a volunteer for then-head coach Jim Harbaugh. She helped with summer camps and game-day logistics.

Bartelstein's interest in sports came at a young age, as she learned about the game of football from her grandfather, Steve Reid, who was an All-America lineman at Northwestern during the 1930s and was inducted into the College Football Hall of Fame in 1985. When she went to Illinois, where she received her undergraduate degree, she volunteered to help with the football program – her first step toward a career in the sport.

She graduated in 2006 and moved to California to start teaching. She missed football, and with her summers free, she approached the Stanford football program in hopes of finding an opportunity. Her work there and the relationships that she cultivated ultimately have led her to Virginia Tech.



QUALITY CONTROL



Steven Campbell
Special Teams




Cody Grimm
Defense


GRADUATE ASSISTANTS




Mike Bangston
Offense



Daniel Mervos
Offense



Courtney Prince
Defense



Jack Tyler
Defense

PLAYER PERSONNEL



CHUCK CANTOR DIRECTOR, PLAYER PERSONNEL

Chuck Cantor is in his fourth year as the director for player personnel for Virginia Tech football program, as he oversees all aspects of the football recruiting process – from official and unofficial visits to academic eligibility of prospects to social media and camps.

Cantor came to Virginia Tech following a year at Temple University as the coordinator of external operations/on-campus recruiting coordinator.

Cantor worked at LIU-C.W. Post as the receivers coach in 2013, and prior to that, he worked as an offensive graduate assistant at Middle Tennessee State in 2012. From 2008-11, he worked at Georgia with head coach Mark Richt as an assistant athletic recruiting coordinator, where he was an integral part of the recruiting efforts that landed Georgia's "Dream Team" recruiting class of 2011 considered by many to be the top recruiting class in the country.

In 2007, Cantor served as a recruiting assistant at Rutgers under then-head coach Greg Schiano for a year. Prior to that, he worked at his alma mater – Florida State – as a graduate assistant. Cantor, a native of New Hyde Park, N.Y., graduated from Florida State in 2006 with a degree in social science education and sport management and earned his master's from Florida State in 2011 (sport management).



ADAM LECHTENBERG DIRECTOR, PLAYER DEVELOPMENT

Adam Lechtenberg joined the Virginia Tech staff as director of player development in March 2017. In that role, the Butte, Nebraska native will work closely with head coach Justin Fuente, senior director of football operations Danielle Bartelstein and the entire Hokies' football staff.

During his tenure working with Fuente at Memphis from 2012-15, Lechtenberg served as director of player personnel, and he managed many aspects of the evaluation and recruiting process. In addition, he acted as a liaison between the football program and academics, admissions and housing, while overseeing the Tigers' walk-on program that made a substantial impact on the on-field turnaround at Memphis under Fuente. In total, 11 of his walk-ons eventually earned scholarships at Memphis, while 23 made major contributions.

Lechtenberg spent the 2016 season as passing game coordinator/wide receivers coach at the University of Tennessee at Martin. In addition to his on-field coaching duties, his recruiting territory included Alabama, Tennessee and junior colleges.

A former football student-athlete at the University of Nebraska, he began his coaching career as an offensive graduate assistant working with Fuente from 2007-09. He spent the 2010-11 seasons as co-offensive coordinator/quarterbacks coach at Central Connecticut State.

He and his wife Kristy have a daughter Madison.



THOMAS GUERRY DIRECTOR, RECRUITING OPERATIONS

Thomas Guerry enters his fourth year with the Hokies, enhancing Virginia Tech's recruiting efforts. Among many other responsibilities, he has taken the lead on improving the Hokies' digital media and graphic design presence within recruiting (@HokiesFB). Guerry also plans official and unofficial visits, assists with Justin Fuente Football Camps throughout the summer and monitors day-to-day operations within the recruiting department.

Guerry came to Virginia Tech from Georgia, where he worked in football operations for the University of Georgia Athletic Association starting in 2010. He also assisted with recruiting visits, character education and helped start the UGA Football Mentor Program.

In 2011, Guerry was promoted to football recruiting assistant and served in that position for three years. He quickly made a name for himself within the recruiting industry by piecing together four straight top 10 recruiting classes. In that role, Guerry oversaw all official and unofficial visits,

junior days, Mark Richt 7-on-7 Camps and academic eligibility for prospects.

The Canton, Mississippi native graduated from Mississippi State in 2008 with a degree in business administration and earned his master's from Mississippi State in 2010 (M.B.A. with a minor in sport administration).

Guerry and his wife Amanda reside in Blacksburg.



MATT TRANSUE ASSISTANT DIRECTOR, PLAYER PERSONNEL & RECRUITING

Matt Transue is in his second year on the Virginia Tech football staff, serving as the assistant director of player personnel and recruiting. Transue is responsible for assisting in the day-to-day operations of the Hokies' recruiting department. This includes managing databases, overseeing student workers and volunteers, taking care of administrative duties, assisting with content for the program's social media channels, and other general duties as assigned.

He also serves as the team's pro liaison to the NFL. Transue worked with Fuente and many members of his staff as a recruiting volunteer at the University of Memphis during the 2015 season.

While in Memphis, he also worked as an account executive in the ticket office of the Memphis Redbirds, the Triple-A affiliate of the St. Louis Cardinals. The Brentwood, Calif., native, is a graduate of the University of Tennessee, with an undergraduate degree and a master's degree in recreation and sport management. While at Tennessee, he served as a student assistant, and later a graduate assistant, in the football recruiting/operations area from 2011-15.

area from 2011-15.



JOHN IEZZI ASSISTANT DIRECTOR, PLAYER PERSONNEL

John Iezzi (pronounced YET-zee) enters his first season working on a full-time basis in player personnel for the Hokies. He has served as a graduate assistant since June 2015 after working as a student recruiting assistant during his senior year at Tech.

He is responsible for Tech's prospect database, hosting and planning official/unofficial visits, producing recruiting materials and assisting with social media efforts.

During his time as an undergraduate, he worked as a baseball agent for Caradonna Sports and Entertainment for three years, a grassroots firm that he founded with two other individuals to assist in the representation of 11 minor league baseball players.

The Richmond, Virginia native is a graduate of Deep Run High School and earned a degree for Tech in finance in 2015.



JOSH BOST
DIRECTOR OF FOOTBALL VIDEO AND TECHNOLOGY

Josh Bost enters his second season as the director of football video and technology. In his position, he manages all facets of the football video department. That includes the Hokies' new virtual reality technology, a nearly \$100,000 investment that serves as a teaching tool for Tech's players.

Bost's list of duties also includes budgeting, ordering, researching, and maintaining the Hokies' XOS Technology, a system utilized by many NFL teams and one that gives the coaching staff a wealth of information in a matter of seconds. In addition, Bost and his staff coordinate, record, and edit all video from practices, games, opponent's games and recruiting for each coach to review and breakdown. Bost came to Virginia Tech from Memphis, where he had worked on Justin Fuente's staff as the video coordinator since August 2013.

Prior to working at Memphis, Bost worked at North Texas for nine years as the director of video operations. He graduated from Middle Tennessee State in 2003 and worked in that office as both a student and graduate assistant before moving to North Texas.

Bost and wife Holly have two children – a son, Micah, and a daughter, Lizzie.



ERIK LEWIS
DIRECTOR OF EQUIPMENT SERVICES

Erik Lewis is in his fourth year working in the Virginia Tech equipment room and serves as the director of equipment services. In addition to outfitting the Hokies, he plays a key role facilitating and maintaining the department's relationship with Nike.

Prior to joining the Virginia Tech staff in 2014, Lewis spent 10 years in the equipment room at East Carolina. Before landing at ECU, Lewis was a student at Marshall and worked as a student manager in the equipment room all four years.

Lewis graduated from Marshall in 2002 with a degree in sports management and marketing. He earned Athletic Equipment Managers Association certification in June of 2003 and was named the organization's District III Equipment Manager of the Year in 2013. His department was also recognized in 2008 as Conference USA's Equipment Staff of the Year.

The Hurricane, West Virginia native is married to the former Shannon St. George, and they are the parents of two daughters, Gwen and Merryn.



SAM NICHOLS
ASSOCIATE DIRECTOR, EQUIPMENT SERVICES

Sam Nichols enters his third season working with the Virginia Tech football program in 2017.

The Norwood, North Carolina native spent four and a half years in the equipment room at Florida Atlantic University before coming to Tech in 2015. He worked for two years as an assistant director and then spent the final two and a half years as the director of equipment operations. He oversaw all equipment and apparel acquisition for FAU's 21 sport programs, and he played a key role facilitating and maintaining the department's relationship with Adidas.

Prior to FAU, Nichols was a graduate assistant equipment manager at Illinois State University for one year. He graduated from North Carolina State with a degree in sport management in 2010 and earned a master's in sport management from Texas A&M in 2015. He has been certified by the Athletic Equipment Managers Association since June 2010. He resides in Blacksburg.



Tom Booth
 Director, Football
 Coaching Video



Ally Connolly
 Recruiting
 Assistant



Shannon Lewis
 Assistant to
 the Head Coach



Lisa Marie
 Administrative
 Assistant



Dave Gittings
 Team
 Chaplain

STAFF

HOKIES

REVIEW

HISTORY

PROS

BEAMER

MEDIA

SPORTS MEDICINE

The Sports Medicine Department at Virginia Tech continues to evolve, incorporating new ideas by utilizing state-of-the-art resources for the betterment of all Hokie student-athletes. Under the leadership of Associate Athletics Director for Sports Medicine Mike Goforth, the department is constantly improving and developing new strategies to provide the most current and comprehensive care.

Dr. Mark Rogers serves as Tech's Chief Medical Officer in accordance with NCAA requirements. According to legislation passed at the 2016 NCAA Convention, each member institution must designate a health care administrator to oversee the school's health care administration and delivery.

The team of certified athletic trainers, orthopaedic surgeons, Board Certified primary care physicians, chiropractors, physical therapists, acupuncturists, brace consultants, sport psychologists, nutritionists and massage therapists are available on site to manage the health care needs of Virginia Tech's student-athletes.

Following the 10th full year in the 4,300-square-foot Eddie Ferrell Memorial Training Room, the space was expanded in 2013 to create a facility that unites the training and medical staffs in a centralized area to care for the needs of all Virginia Tech student-athletes.

Tech now has more than 10,000 square feet dedicated to sports medicine, placing it in the top five percent nationally. The addition of

the rehabilitation area makes Tech the first school to install the new Pavi Gym Customized flooring and X-Lab Fitness Rack, while also adding numerous pieces of equipment to address strength, flexibility, proprioception, and cardiovascular endurance. This space is directly joined with the new training area that is home to dozens of training tables, two cold tubs, whirlpools, an underwater treadmill, and a Biodex System 3.

A vital part of student-athlete medical services is access to Carilion Clinic and it's vast array of specialty services offered through the nationally recognized hospital system and it's affiliates.

"We are privileged to have access to the finest physicians and services that Carilion Clinic has at its disposal," Goforth said. "It is comforting knowing that our local hospital has the best care available in this region of the country for our student-athletes."

"As certified athletic trainers, for us to have the resources we have is a tremendous asset," Goforth said. "The knowledge and skills that they bring are invaluable."

Over the past 18 years, Tech has developed the reputation for producing top-level certified athletic trainers. Graduates are now employed in positions across the country at various levels of the profession.

MIKE GOFORTH

ASSOCIATE ATHLETICS DIRECTOR FOR SPORTS MEDICINE

Responsibilities: As associate athletics director for sports medicine, Goforth oversees the healthcare needs of all student-athletes and organizes all trainers and doctors while supervising all other healthcare-related services that Tech offers.

Joined VT Staff: 1998; 19th year.


Prior to Virginia Tech: Goforth came to Tech from the Hamilton Medical Center/Bradley Wellness Center in Dalton, Georgia, where he was the director of wellness and sports medicine. He has an extensive background in sports medicine, working at East Tennessee State University, William Fleming High School, Tusculum College, Greene County Sports Medicine/Industrial Cooperative, and Pioneer Sports Medicine/Physical Therapy Clinic. He also has consulted on program development throughout the country.

Education: East Tennessee State University, 1991, B.A. in physical education; Virginia Tech, 1995, master's in sport management.

Family: Goforth and wife Tracy, a teacher at Blacksburg Middle School, have two sons, Ethan and Luke.



SPORTS MEDICINE STAFF



Mark Rogers, D.O.
Chief Medical Officer



Chris Catterson, M.D.
Orthopedic Surgeon



David Dietter, ATC
Athletic Trainer



Keith Doolan, ATC
Athletic Trainer



Brett Griesemer, ATC
Athletic Trainer

SPORTS MEDICINE STAFF NOT PICTURED:

- Johnson Curran Optometry Centers**
Dr. Jose Rivero Cardiologist
Dr. John Robertson Dentist
Dr. Jay Bass Dentist
Dr. Greg Beato Team Physician
Dr. Gunnar Brolinson Team Physician
Dr. Al Kozar Team Physician
Dr. Brad McCrady Team Physician
Jordan Chang Physical Therapist
Erin Gibson Physical Therapist
Casey Kellog Physical Therapist
Jen McCrady Physical Therapist
Thomas Mitchell Physical Therapist
Kylan Smith Physical Therapist
Mario Travis Massage Therapist
Aaron Gresham Brace Consultant
Todd Gerl Orthotist
Dr. Greg Tilley Team Chiropractor

HEAD IMPACT RESEARCH

VIRGINIA TECH LEADING THE WAY IN HEAD IMPACT RESEARCH

In 2003, Virginia Tech was the first school to use the HIT System to monitor head impacts experienced by its football players. The HIT System consists of a sensor array that integrates into existing football helmets. This device measures head acceleration for every impact that players experience during each game and practice in which they participate. After each impact is recorded, data is sent to a computer on the sideline for real-time feedback.

While researchers have used the HIT System to better understand the biomechanics of concussion and head impact exposure in football, the athletics training and medical staff have used the system as another tool improve concussion identification in athletes. Virginia Tech is participating in a new, landmark \$30 million national effort sponsored by the National Collegiate Athletic Association and the U.S. Department of Defense to combat concussions among college athletes and active service military personnel.

The initiative funds the most comprehensive study of concussion and head impact exposure ever conducted. It will enroll an estimated 25,000 male and female NCAA student-athletes during a three-year study period. Virginia Tech is focusing on athletes participating in various sports, including football, women's soccer, men's soccer, and women's lacrosse.

The 2016 football season will be the 14th year that Virginia Tech has collected head impact data from its players. To date, more than 200,000 head impacts have been collected and analyzed. The head acceleration data collected at Virginia Tech using the HIT System has allowed researchers to quantify the head impact exposure that collegiate football players experience.

In addition, these data have produced valuable insight to the head accelerations associated with concussion. Beginning in 2013, the sports medicine staff started a new study looking at different biomarker

levels found in the blood of its athletes. These levels are measured before and after the season, as well as in the unlikely event of a concussion being diagnosed. Researchers are looking for correlations between the force that each of these athletes sustain over the course of a season (through using the HIT System) and the changes they find in the levels of these specific biomarkers.

Knowing the location, severity, and frequency of head impacts experienced during a season of collegiate football, Virginia Tech researchers developed the STAR, an acronym for the Summation of Tests for the Analysis of Risk, Evaluation System. This system evaluates the ability of football helmets to reduce the probability of concussion, and disseminates the results to the public so that consumers can make informed decisions when purchasing helmets.

The STAR Evaluation System involves a series of 20 drop tests consisting of different impact locations and energies that represents impacts experienced by collegiate football players. Each drop test is weighted based on how often a player experiences that impact scenario throughout a season of play. For each test, risk of concussion is determined based on the head acceleration produced by each helmet.

An overall predicted incidence of concussion is calculated for each helmet for the given impact exposure to assess helmet performance. This is the first tool to assess helmet performance and make the results available to the public, allowing consumers to make informed decisions when purchasing a new helmet.

Led by Dr. Stefan Duma, this work has resulted in a paradigm shift in the way consumers purchase helmets, as well as how helmets are designed. Duma's work and data has been featured nationally on ESPN and NBC, as well as in the New York Times and other nationally recognized media outlets.



As part of his research, biomedical engineering professor Stefan Duma tests football helmets to reduce the risk of concussions to players.

STRENGTH & CONDITIONING

BEN HILGART

ASSOCIATE ATHLETICS DIRECTOR FOR STRENGTH & CONDITIONING

Ben Hilgart enters his second season as associate AD for strength and conditioning at Virginia Tech. He works directly with head coach Justin Fuente and the football program after joining the Hokies in January 2016.

Named a Master Strength and Conditioning Coach by the Collegiate Strength and Conditioning Coaches Association – the highest given in the profession – Hilgart owns an impressive resume. He has trained numerous players who have gone on to play in the NFL during his previous stints at New Mexico, Arizona State, Ohio State and UTEP. In his seven years at Arizona State, 10 players earned first-team all-conference recognition, including tight end Zach Miller, who would go on to earn All-America honors in 2006.

Hilgart oversees the Hokies' entire football strength and conditioning program, which includes all phases of strength, conditioning, rehabilitation, and injury prevention.

Before coming to Tech, Hilgart spent four seasons at New Mexico, including the past two as the director of athletic performance. He was in charge of the entire athletics performance initiative for the Lobos and he was also responsible for a redesign of the Athletic Performance Center, revamping the area into one of the top performance centers in the West.

Prior to working at New Mexico, Hilgart spent seven years at Arizona State, which included the final four seasons as the head sports performance coach. He worked directly with the Sun Devils' football program in addition to overseeing the sports performance programs for all 20 of Arizona State's sports.

Before arriving at Arizona State, Hilgart spent two seasons at Ohio State. He started as the assistant strength and conditioning coach before being

promoted to associate strength and conditioning coach. He also spent two years at UTEP as the graduate assistant strength and conditioning coach. He served as the head strength coach and assistant defensive line coach at his alma mater, Western Illinois, in 2001.

Hilgart was a two-year letterman at Western Illinois, earning his bachelor's degree in physical education in 2001, and he earned his master's degree in kinesiology from UTEP in 2003. Hilgart also once served as the head strength coach at Deer Valley High School in Glendale, Arizona.

Hilgart and wife Jamie have two daughters, Riley and Reagan.



ANTHONY CROSBY

SENIOR DIRECTOR, FOOTBALL

Anthony Crosby is in his second season as a member of the Virginia

Tech strength and conditioning staff. Crosby came to Blacksburg from Ole Miss, where he spent four seasons as the assistant strength and conditioning coach for football and served in a similar role to his current one.

Prior to working at Ole Miss, the Lafayette, Louisiana native spent two seasons working with the football program at Boston College, where he assisted with program design, freshman and transfer orientation, and the designing of injured player rehabilitation workouts.

Before achieving a full-time position, Crosby worked internships at Arizona State and LSU, where he helped with the football programs along with Olympic sports such as baseball, volleyball, softball, track and field and wrestling.

Crosby played football at Louisiana Tech and graduated with a degree in kinesiology in 2008. He and his wife Colby have a son, Brody.



JARRETT FERGUSON

SENIOR DIRECTOR, FOOTBALL


Former football player Jarrett Ferguson is entering his 11th season

with the Virginia Tech athletics department – all with strength and conditioning – and currently serves as the senior director of strength and conditioning for football. He helps design and implement the strength and conditioning programs for the squad.

In May 2017 he was named a Master Strength and Conditioning Coach by the Collegiate Strength and Conditioning Coaches Association, his profession's highest honor.

The Goodview, Virginia native came to Tech from the University of North Carolina, where he served as an assistant strength and conditioning coach for the 2005 season. Prior to his stint with the Tar Heels, he worked as an assistant strength and conditioning coach in the strength and conditioning department at Ohio University under former Tech assistant Sonny Sano. In 2003-04, Ferguson worked as an intern at Tech.

Ferguson graduated from Tech in 2002 with a degree in physical education and he got a master's degree in health promotions from Tech a year later. A seventh-round pick of Buffalo in the 2002 NFL Draft, he and wife Kimberly live in Christiansburg with their children Jaelynn, Addison, Chloe, Jarrett, Jr. and Lorelai.



RYAN SHUMAN

ASSOCIATE DIRECTOR, FOOTBALL

Ryan Shuman enters his fifth season as a member of the Virginia

Tech strength and conditioning staff, working under the direction of Ben Hilgart, associate AD for strength and conditioning.

He graduated from Virginia Tech in 2008 after serving as a three-year starter for the Hokies. He started at left guard as a redshirt freshman before being moved to center for his final two seasons.

A former graduate assistant in the strength and conditioning department, he received his master's degree in curriculum and instruction in 2012 and moved into a full-time role with the strength and conditioning department shortly thereafter.

The Fork Union, Virginia native attended Fork Union High School. His father serves as the head football coach of the Fork Union postgraduate team. Shuman and his wife Meredith live in Salem.

ATHLETIC PERFORMANCE

STAFF
HOKIES
REVIEW
HISTORY
PROS
BEAMER
MEDIA

The Virginia Tech Athletics Department contracts with the Thomas E. Cook Counseling Center to provide psychological services for its student-athletes through the Sport Psychology Office. Dr. Gary Bennett coordinates the sport psychology department, which offers psychological and performance enhancement services for student-athletes.

The mission of the sport psychology office is to promote student-athlete learning and development. Consistent with the university's mission to "educate the whole person," the sport psychology Program

promotes the academic, intellectual, social, emotional, athletic, and personal development of student-athletes.

On average, Bennett conducts more than 50 individual sessions per week and meets weekly with teams as the need arises. The response to the sport psychology program has been positive. The student-athletes are very receptive to the services offered by the doctors. The sport psychology office reaches out to student-athletes who may not have considered going to the counseling service that is offered to all students at Virginia Tech.

DR. GARY BENNETT SPORT PSYCHOLOGIST

Responsibilities: Bennett meets with student-athletes on an individual basis for personal counseling and to discuss the mental aspects of the game. He also works on team building, communication, and performance enhancement. Bennett has taught and supervised pre-doctoral level interns.

Joined VT Staff: 2000 (full time since 2007); 18th year.

At Virginia Tech: Bennett began working at Virginia Tech in 1995 at the Cook Counseling Center. Now, as the sport psychologist, he also serves on the committees for nutrition, performance, and substance abuse; and the planning committee for the "Summit for Student-Athlete Success" events. He also works with various teams in the area of performance enhancement.

Education: Centre (Ky.) College, 1981, B.A. in English, where he played baseball; University of Kentucky, 1988, master's in rehabilitation counseling; University of Kentucky, 1995, Ph.D in counseling psychology.

Of Note: Bennett is licensed as a clinical psychologist and has additional training in sport psychology. He is certified as a sport psychology consultant by the Association of Applied Sport Psychology and is a member of Division 47 (exercise and sport psychology) of the American Psychology Association.

Personal: Bennett lives in Blacksburg and enjoys playing golf and basketball, as well as hiking and skiing, in his spare time.



JENNIE ZABINSKY, MAED, RD SPORT NUTRITIONIST

Responsibilities: Zabinsky is responsible for all nutrition and performance related concerns for varsity student-athletes, including individual counseling, team talks, body composition analysis using the Bod Pod, recovery nutrition plans, grocery store tours, training table menu planning, travel meal arrangements, managing the Nutrition Oasis and Fueling Stations, and supplement education.

Joined VT Staff: 2011; seventh year

At Virginia Tech: Zabinsky worked as the sports nutrition graduate assistant under former director Amy Freel before being hired as director. She directs the nutrition and performance committee.

Education: Roanoke College, 2005 (B.A. in sociology), while competing in basketball for four years; Virginia Tech, 2009 (B.S. in human nutrition, foods and exercise: dietetics option); Virginia Tech, 2010 (dietetic internship); Virginia Tech, 2013 (master of arts in education).

Of Note: Zabinsky is in her sixth year as director. She is a member of the Collegiate and Professional Sports Dietitians Association (CPSDA) and Academy of Nutrition and Dietetics.

Personal: The Centreville, Virginia native, and husband Samuel live in Christiansburg. The couple have twin boys, Kyle Eli and Kaleb James.



SAASS

STUDENT-ATHLETE ACADEMIC SUPPORT SERVICES

Student-Athlete Academic Support Services (SAASS) is committed to providing a comprehensive academic and personal development program with counseling and advising for student-athletes, offering academic counseling to ensure students receive a complete system of support consistent with university and NCAA policies.

Student-athletes have access to the department's spacious facilities, located in the West Side of Lane Stadium. Opened during the 2006-07 academic year, the SAASS suite, located in the Quillen Family Academic Center, features 17 private tutor rooms, a state-of-the-art classroom, a 36-station computer lab with printer access, a conference room, three quiet areas for reading and studying and a reference library. To accommodate the busy schedules of all of Tech's student-athletes, the SAASS office is open and available for students to access from 8 a.m., until 10 p.m., weekdays and from 6 p.m., to 10 p.m., on weekends. The SAASS office offers a tutor

program available to Tech's student-athletes in both individual and group settings. Tutor services are available six days a week and the staff assures options for nearly every subject a student-athlete could request assistance in. The collection of SAASS programs housed in Lane Stadium guarantees that all student-athletes achieve success during their time at Virginia Tech.

Tech's football student-athletes have always seen great success in the classroom much in part to the help of the SAASS office. Since 2012, 100 percent of Hokie seniors have earned their degree, and the football team has earned some of its highest scores ever in the Academic Progress Rate (APR) in recent reports. Academic All-America honorees in past years have included the likes of Danny Coale and Chris Drager. Among FBS schools, Tech is annually among the best in the number of players on the current roster who have already earned their undergraduate degrees.




Matt Mayotte
Director



Kendrick Gholston
Associate Director




Sarah Armstrong
Senior Associate Director (football)



Cory Byrd
Assistant Director (football)



Tim Moore
Assistant Director



Mike Swanhart
Associate Director



Nick Vaccaro
Assistant Director



Robyn Jones
Learning Specialist



Ryndee Mitchell
Assistant Director



Will Hozey
Tutor Coordinator



Mary Anne Steinberg
LAP Coordinator



Terrie Repass
Administrative Assistant



Amanda Guerry
Intern

ACADEMIC SERVICES FOR MORE INFORMATION, VISIT THE WEBSITE: SAASS.VT.EDU

ATHLETIC TRANSITIONS

Freshman student-athletes – An optional course designed to ease the transition from high school to college.

ORIENTATION

Freshman and transfer student-athletes – SAASS schedules team and individual sessions to acclimate new students to Virginia Tech.

TUTORING

All student-athletes – Individual and group tutoring appointments are available on-site.

ACADEMIC PROGRESS

All student-athletes – Professors send academic progress reports to his/her athletic advisors twice a semester.

SAASS COMPUTER LAB

All student-athletes – The lab features computer and printer access conveniently located in Lane Stadium.

ACADEMIC RECOGNITION

Qualified student-athletes – SAASS recognizes each student-athlete with a GPA of 3.0 and above at the end of each semester on the Athletic Director's Honor Roll.

STUDY HALL

Freshman student-athletes and upperclassmen with a GPA below the team requirement – Study Hall is mandatory for all freshmen, transfers and currently enrolled students with an overall GPA below 2.30.

ADVISING/COUNSELING

All student-athletes – SAASS works closely with each student's academic advisor within the college of their major.

ACADEMIC AND ATHLETIC ELIGIBILITY

All student-athletes – The department monitors each student-athlete's academic record to ensure that they are making progress toward their degree.

MEET THE HOKIES



RETURNING PLAYER PROFILES

36

**ADONIS
ALEXANDER**
CB



6-3 • 197 • JUNIOR • CHARLOTTE, N.C. • INDEPENDENCE

2016

Played in 13 games, making five starts ... Made 44 tackles including 2.0 for loss ... Recorded two interceptions and defended nine passes ... Made two tackles against Tennessee ... Had four tackles and an interception versus Boston College ... Had three tackles against ECU ... Made one stop against North Carolina ... Had three tackles against Syracuse ... Made a tackle against Miami ... Recorded four stops versus Pittsburgh ... Had three tackles against Duke and returned a blocked field goal for a touchdown ... Was in on one stop against Georgia Tech ... Recorded nine tackles against Notre Dame ... Had four tackles and an interception against Virginia ... Tallied seven tackles against Clemson ... Had two tackles against Arkansas in the Belk Bowl.

2015

Made seven starts appearing in 11 total games ... Logged 530 plays, including 459 as rover and 71 on special teams ... Made 51 total tackles with four interceptions ... Made three solo tackles against No. 1 Ohio State ... Caught first career interception vs. Furman ... Started at Purdue making seven tackles and an interception ... Started at East Carolina and registered a career-high of nine total tackles ... Started versus Pittsburgh recording eight tackles ... Started versus NC State making seven tackles with one interception ... Recorded six

tackles after starting at Miami ... Tied a career-high of nine tackles with a half tackle for loss after starting versus No. 23 Duke ... Made one tackle at Georgia Tech ... Appeared in the game at Virginia.

2014

Enrolled at Tech in January after graduating high school early ... Earned Iron Hokie honors in spring max testing ... Posted a 41-inch vertical jump to go along with a 375-pound squat and a 315-pound power clean.

HIGH SCHOOL

Played football at Independence High for Coach Joe Evans ... A first-team all-state selection by The Associated Press ... Named to the Charlotte Observer's All-Mecklenburg second-team football as a junior and the third-team as a senior ... Finished with 105 tackles and two interceptions as a senior ... Was an all-conference safety as both a junior and senior ... Rated as the No. 28 player in the state of North Carolina by Rivals ... Listed as the No. 65 safety in the country and the No. 27 player in the state of North Carolina by 247Sports ... Ranked as the No. 107 safety in the country and the No. 48 player in the state by ESPN Recruiting Nation ... Rated as the No. 84 safety in the country by Scout.

PERSONAL

Adonis K. Alexander ... Born November 7, 1996 in Charlotte, N.C. ... Son of Debra Alexander and Harry Seymour ... Has two younger brothers ... Currently enrolled in University Studies.

SEASON	GP	GS	TACKLES				SACKS NO-YDS	PASS DEFENSE				FUMBLES		BLOCKED KICK
			SOLO	AST	TOTAL	TFL-YDS		INT	BU	PD	QBH	RCV	FF	
2015	12	8	37	18	55	0.5-1	0.0-0	4	6	10	0	0	0	0
2016	13	5	31	13	44	2.0-5	0.0-0	2	7	9	1	0	0	0
Career	25	13	68	31	99	2.5-6	0.0-0	6	13	19	1	0	0	0

SEASON	GP	GS	INTERCEPTION RETURNS					FUMBLE RETURNS				
			NO.	YDS	AVG	TD	LONG	NO.	YDS	AVG	TD	LONG
2015	12	8	4	-4	-1.0	0	0	0	0	0.0	0	0
2016	13	5	2	-1	-0.5	0	0	0	0	0.0	1	0
Career	25	13	6	-5	-0.8	0	0	0	0	0.0	1	0



**ADONIS
ALEXANDER**

63

**DANIEL
BAILEY**
OL



6-3 · 300 · R-SOPHOMORE · ABINGDON, VA. · ABINGDON

2016

Did not see playing time.

2015

Spent the season redshirting.

HIGH SCHOOL

Four-year letterwinner at Abingdon for coach Darren Reed ... Named a VHSCA All-Star ... All-region 3A ... Also named all-district and all-conference ... Also ran track, competing in the 55-meter dash.

PERSONAL

Daniel R. Bailey ... Born October 24, 1996 in Abingdon, Va. ... Son of Danny and Rhonda Bailey ... Has an older brother, Justin and an older sister, Sarah ... Majoring in human development.

35

**ERIKK
BANKS**
CB



5-10 · 177 · R-SENIOR · COEBURN, VA. · EASTSIDE

2016

Saw playing time against East Carolina and North Carolina.

2015

Appeared in two games making one tackle ... Made an assisted tackle vs. Furman ... Appeared in the Independence Bowl vs. Tulsa.

2014

Continued to work with the scout team ... Did not see any varsity action ... Posted a 290-pound bench press in spring max testing.

2013

Joined the team in the middle of the season and took a redshirt year while working with the scout team as a wide receiver ... Was moved to cornerback for spring practice ... Posted a 305-pound front squat in spring max testing.

HIGH SCHOOL

Lettered four times for Coach Matthew Hamilton at Eastside High ... Was named the Cumberland District Player of the Year in football as a senior, earning first-team all-district honors ... Earned second-team All-Group A all-state honors at linebacker ... Also earned all-district and all-region honors as a running back ... Played basketball for three seasons and ran track ... Won the district title in the 4X1, 4X4, 110 hurdles and long jump ... Graduated fourth in his senior class ... Earned the Gene Pappy Thompson Award ... A member of the National Honor Society.

PERSONAL

Erikk De'Ron Banks ... Born March 13, 1995 in Charleston, S.C. ... Son of Omar Banks and Desire Banks ... Has a younger brother, Justin ... Majoring in building construction.

SEASON	GP	GS	TACKLES			TFL-YDS	SACKS NO-YDS	PASS DEFENSE				FUMBLES		BLOCKED KICK
			SOLO	AST	TOTAL			INT	BU	PD	QBH	RCV	FF	
2015	2	0	0	1	1	0.0-0	0.0-0	0	0	0	0	0	0	0
2016	2	0	0	0	0	0.0-0	0.0-0	0	0	0	0	0	0	0
Career	4	0	0	1	1	0.0-0	0.0-0	0	0	0	0	0	0	0

14

**TAVANTE
BECKETT**
LB



5-10 · 225 · SOPHOMORE · CHESAPEAKE, VA. · INDIAN RIVER

2016

Played in all 14 games ... Made six tackles including 0.5 tackles for loss ... Registered a tackle against Tennessee ... Had three tackles against Boston College ... Collected two tackles including 0.5 tackles for loss against Virginia.

HIGH SCHOOL

Coached by Glenwood Ferebee at Indian River ... Named to the USA Today's 2015 All-USA Virginia football team ... Named Conference 9 Defensive Player of the Year in 2015 ... Rated a 3-star recruit and 51st as a linebacker by ESPN ... Also rated as a 3-star recruit and 27th in the state by 247Sports ... Ranked 17th in the state with a 3-star rating by Rivals ... Garnered first-team all-conference honors as a linebacker and second-team honors at tight end as a senior ... Earned All-South Region (5A) honors on the first-team defense ... Totals in 2015 included 131 tackles – 24 for loss – along with 12 sacks and seven forced fumbles.

PERSONAL

Currently enrolled in University Studies.

SEASON	GP	GS	TACKLES			TFL-YDS	SACKS NO-YDS	PASS DEFENSE				FUMBLES		BLOCKED KICK
			SOLO	AST	TOTAL			INT	BU	PD	QBH	RCV	FF	
2016	14	0	2	4	6	0.5-1	0.0-0	0	0	0	0	0	0	0



TAVANTE
BECKETT



40

**EMMANUEL
BELMAR**
DE

6-2 · 240 · R-FRESHMAN · SUWANEE, GA. · COLLINS HILL

2016

Spent the season redshirting.

HIGH SCHOOL

Coached by Kevin Reach at Collins Hill ... Rated a 3-star recruit by ESPN, 247Sports, and Rivals ... Named honorable mention to the 2015 Georgia Sports Writers Association All-State Class 6A Football ... Had a total of 78 tackles with 10 sacks as a senior.

PERSONAL

Currently enrolled in University Studies.



43

**XAVIER
BURKE**
DL

6-3 · 279 · R-SOPHOMORE · LAWRENCEVILLE, VA. · BRUNSWICK

2016

Appeared in six games as a tight end.

2015

Appeared in one game at East Carolina ... Redshirted.

2014

Enrolled in January after a semester of prep school ... Posted a 335-pound bench press and a 500-pound squat in spring max testing.

FORK UNION

Signed with Virginia Tech in 2014, but spent a semester at Fork Union ... Enrolled at Tech in January ... Rated the No. 7 Prep School Recruit in the country by the 247Sports Composite Rankings ... Listed as the No. 1 prep tight end and the No. 3 prep player in Virginia by 247Sports.

HIGH SCHOOL

Played for Coach Harold Williams at Brunswick High ... A Semper Fidelis All-America Game selection ... Caught a touchdown pass in that game ... A first-team 2A all-state selection by VirginiaPreps at defensive end ... The defensive player of the year, as named by VirginiaPreps ... A first-team All-Conference 37 selection at defensive end ... A first-team Tri-Rivers District selection ... Helped lead his team to the state title game ... Finished the season with 95 tackles, including 18 for loss and 10 sacks, along with 20 quarterback hurries and four pass breakups ... Ranked as the No. 33 player in the state of Virginia by The Roanoke Times as a senior ... Listed as the No. 20 tight end in the country and the No. 18 prospect in Virginia by Rivals ... Ranked as the No. 21 tight end in the country and the No. 20 player in his state by 247Sports ... Listed as the No. 59 tight end in the country by Scout ... Ranked as the No. 10 tight-end-Y in

the country, the No. 49 player in his region and the No. 15 player in the state by ESPN Recruiting Nation.

PERSONAL

Xavier A. Burke ... Born October 25, 1995 in Petersburg, Virginia ... Son of Davie and Valerie Burke ... Has a younger sister ... Majoring in property management.

SEASON	GP	GS
2015	1	0
2016	6	0
Career	7	0



52

**AUSTIN
CANNON**
OL

6-2 · 310 · R-FRESHMAN · MECHANICSVILLE, VA. · ATLEE

2016

Spent the season redshirting.

FORK UNION

Spent one semester playing for Coach John Shuman at Fork Union Military ... Earned a letter playing the center position.

HIGH SCHOOL

Played for coach Roscoe Johnson at Atlee High ... Was a three-year starter and letter winner at left guard for the Raiders ... Senior year was named first team all-state and first team All-Metro, while also receiving first team all-conference accolades as both a junior and senior ... Also competed on the track team for coach Jim Triemilar in the shot put and discus events ... Won three state titles – 2014 discus, 2015 indoor shot put and 2015 outdoor shot put ... Was a four-time all-state performer, a seven-time conference champion and holds the school record in the shot put for both indoor and outdoor.

PERSONAL

Austin Jacob Cannon ... Born May 19, 1996 in Mechanicsville, Va. ... Son of Mike and Debbie Cannon ... Has two older brothers, James and Dolan, and an older sister, Elizabeth ... Majoring in history.



**XAVIER
BURKE**

86



CJ
CARROLL
WR

5-8 • 168 • R-JUNIOR • OLNEY, MD. • OUR LADY OF GOOD COUNSEL

2016

Appeared in 13 games, making one start ... Recorded nine rushes for 46 yards and 18 receptions for 258 yards ... Returned 11 punts for 98 yards on the season ... Had 24 rushing yards and nine receiving yards against Liberty ... Caught two passes for 39 yards and returned two punts for 34 yards versus Boston College ... Had a 10-yard rush against North Carolina ... Recorded two receptions for 33 yards against Syracuse ... Caught three passes for 27 yards against Duke ... Returned three punts for 34 yards versus Georgia Tech and had five catches for 65 yards ... Caught three passes for 80 yards against Notre Dame ... Had one punt return of 17 yards against Virginia ... Was awarded a scholarship at the conclusion of the season.

2015

Played in two games ... Played 15 total snaps ... Played eight snaps on offense and seven on special teams ... Appeared in games vs. Furman and at Purdue.

2014

Redshirted while working on the scout team ... Earned Hokie honors in the weight room after squatting 370 pounds and posting a 4.69 40-yard dash in spring max testing.

HIGH SCHOOL

Lettered three times for Coach Bob Milloy at Our Lady of Good Counsel ... A high school teammate of Hokie cornerback Kendall Fuller ... A three-time All-WCAC selection ... Helped lead his team to two conference championships ... Selected to the Maryland Crab Bowl all-star game.

PERSONAL

Christopher John Carroll ... Born July 25, 1995 in Stamford, Connecticut ... Son of Rich and Dori Carroll ... Has five siblings: Lexi, McKenzie, Ryan, Jason and Shane ... Sister, Lexi, was a gymnast at Penn State ... Majoring in human development.

SEASON	GP	GS	RUSHING					RECEIVING				
			NO	YDS	AVG	LONG	TD	NO	YDS	AVG	LONG	TD
2015	2	0	0	0	0.0	0	0	0	0	0.0	0	0
2016	13	1	9	46	5.1	16	0	18	258	14.3	62	0
Career	15	1	9	46	5.1	16	0	18	258	14.3	62	0

SEASON	GP	GS	PUNT RETURNS				
			NO.	YDS	AVG	TD	LONG
2015	2	0	0	0	0.0	0	0
2016	13	1	11	98	8.9	0	19
Career	15	1	11	98	8.9	0	19

65



MATT
CHRIST
OL

6-3 • 273 • R-SOPHOMORE • STERLING, VA. • DOMINION

2016

Did not see playing time.

2015

Spent season redshirting.

HIGH SCHOOL

Played football at Dominion High for Coach Karl Buckwatter ... A first-team all-state selection by Rivals.com ... Named All-Loudoun First Team as a senior ... Four year letterman... Also a four-year player on the basketball team for Sonny Green.

PERSONAL

Matthew Timothy Christ ... Born September 25, 1996 in Atlanta, Ga. ... Son of Lori and Mike Christ... Father played football at the Naval Academy ... Has five siblings, brothers Mike, Tommy and Jimmy and sisters Jackie and Katie ... Older brother Mike plays football at Monmouth University ... Uncle Tim played for the Philadelphia Eagles and Rutgers University ... Majoring in accounting.



CJ
CARROLL

STAFF

HOKIES

REVIEW

HISTORY

PROS

BEAMER

MEDIA



61

**KYLE
CHUNG**
OL

6-3 • 295 • SENIOR • PONTE VEDRA BEACH, FLA. • PONTE VEDRA

2016

Played in six games, making two starts ... Started against Tennessee and Boston College.

2015

Played in four games with one start ... Made first career start against North Carolina State ... Played 25 total snaps all on offense ... Played on snap vs. Ohio State ... Played 12 snaps vs. Furman ... Played eight snaps at Purdue ... Played four snaps vs. N.C. State.

2014

Missed the first four games after having preseason shoulder surgery ... First game dressing was for the Western Michigan game ... Was in on three plays on offense at North Carolina ... Dressed but didn't see the field for the final six games ... Missed the Military Bowl with an injury ... Had a second shoulder in January.

2013

Redshirted while working with the scout team on the offensive line ... Bench pressed 325 pounds and posted a 27.5-inch vertical jump in fall scout team max testing ... Had surgery to repair a torn left labrum and missed most of the spring session.

HIGH SCHOOL

Played for Coach Mike Loyd at Ponte Vedra High ... Ranked as the No. 23 tight end-Y in the country, the No. 460 player in his region and the No. 168 player in the state by ESPN Recruiting Nation ... Rated the No. 29 tight end in the country and the No. 100 player in Florida by 247Sports ... Listed as the No. 49 tight end in the country by Scout ... Was a selection to the Times-Union's Super 24 team ... Also played lacrosse.

PERSONAL

Kyle Eugene Chung ... Born January 6, 1995 in Falmouth, Massachusetts ... Son of Eugene and Liza Chung ... Father was an All-American offensive lineman at Virginia Tech and a first-round pick of New England (1992), who now coaches in the NFL with the Philadelphia Eagles ... Has a younger brother ... Majoring in human development.

SEASON	GP	GS
2014	1	0
2015	4	1
2016	6	2
Career	11	3



**KYLE
CHUNG**



11

**JACK
CLICK**
QB

6-3 • 212 • R-SOPHOMORE • GLEN ALLEN, VA. • DEEP RUN

2016

Played against Boston College ... Recorded two rushes for one yard.

2015

Spent the season redshirting.

2014

Joined the team in January after a semester at Fork Union, playing for Coach John Shuman ... Posted a 255-pound bench press in spring max testing.

HIGH SCHOOL

Played four years at Deep Run for Coach Dave Davis ... Team captain ... Named all-conference ... Passed for over 1,900 yards with 11 touchdowns his senior season ... Holds the record for the most single-season passing yards at Deep Run ... Also played baseball, earning all-district honors.

PERSONAL

John Harrison Click III ... Born November 15, 1995 in Richmond, Virginia ... Son of John Jr. and Amy Click ... Both parents went to Virginia Tech ... Has one sibling, Taylor ... Majoring in marketing management.

SEASON	GP	GS	PASSING							RUSHING						
			EFFIC.	COMP	ATT	PCT.	YDS	TD	LONG	INT	ATT	YDS	AVG	LONG	TD	
2015	0	0	0.00	0	0	0.0	0	0	0	0	0	0	0	0	0	0
2016	1	0	0.00	0	1	0.0	0	0	0	0	2	1	0.5	2	0	
Career	1	0	0.00	0	1	0.0	0	0	0	0	2	1	0.5	2	0	



85

**CHRIS
CUNNINGHAM**
TE

6-2 • 238 • R-SOPHOMORE • JACKSONVILLE, FLA. • ATLANTIC COAST

2016

Played in 12 games, making two starts ... Caught six passes for 48 yards and four touchdowns on the season ... Recorded a catch for seven yards and a touchdown against Boston College ... Had one reception for 13 yards against ECU ... Caught a one yard touchdown pass against North Carolina ... Had one reception for 11 yards and a touchdown against Miami ... Recorded one catch for 11 yards and a touchdown versus Pittsburgh ... Had one catch for five yards and a touchdown against Arkansas in the Belk Bowl.

2015

Spent the season redshirting.

HIGH SCHOOL

Ranked as the No. 11 tight-end-H in the country and the No. 104 player in his state by ESPN Recruiting Nation ... Ranked as the No. 53 tight end in the

country by 247Sports ... Listed as the No. 45 tight end in the country by Scout ... Rated the No. 21 prospect in the Jacksonville area by The Times-Union... A member of the All-Southeast Region Team by SuperPrep ... A Super 24 selection by the Jacksonville Times-Union ... A first-team choice to the Times-Union's 2014 All-First Coast football team ... Led his team with 241 receiving yards and four touchdowns as a senior ... Played in the Florida Athletic Coaches Association North-South All-Star Classic in Orlando, Florida ... A first-team All-Gateway Conference selection as both a senior and a junior ... An honorable mention selection to the Times-Union's 2013 All-First Coast football team.

PERSONAL

Born May 28, 1997, in Jacksonville, Florida ... Son of Chris, Sr., and Marsha Cunningham ... Has a younger brother and an older sister and has an older stepsister and stepbrother ... Majoring in property management.

SEASON	GP	GS	RECEIVING				
			NO	YDS	AVG	LONG	TD
2016	12	2	6	48	8.0	13	4



5-9 · 174 · R-SOPHOMORE · CHESAPEAKE, VA. · OSCAR SMITH

2016

Caught one pass against Virginia for six yards and had one rush for 10 yards.

HIGH SCHOOL

Played for Coach Richard Morgan at Oscar Smith ... Named Second Team All-state - 6A as a wide receiver after the 2014 season, after catching more than 900 receiving yards and 13 touchdowns ... Was also a First Team All-Region and First Team All-District in football.

PERSONAL

Sean Daniel ... Born February 15, 1997 in Hampton, Va. ... Son of William and Charlene Daniel ... Has one sibling: William ... Majoring in business.

SEASON	GP	GS	RUSHING				RECEIVING					
			NO	YDS	AVG	LONG	TD	NO	YDS	AVG	LONG	TD
2016	1	0	1	10	10.0	10	0	1	6	6.0	6	0



6-3 · 212 · SOPHOMORE · WINSTON-SALEM, N.C. · MOUNT TABOR

2016

Making the switch to the secondary in 2017 after playing in 14 games on special teams and working at wide receiver in 2016 ... Caught one pass for eight yards ... Made four tackles and forced one fumble ... Made one reception versus ECU ... Had one tackle against North Carolina ... Made two tackles against Pittsburgh and forced a fumble ... Recorded a tackle against Notre Dame.

HIGH SCHOOL

Coached by Laymarr Marshall at Mount Tabor ... Rated as a 4-star recruit by ESPN and the 172nd player in the 2016 ESPN Top 300 ... Ranked the No. 9 player in the state of North Carolina and the No. 22 wide receiver in the country by ESPN ... Rivals lists him No. 70 by position and No. 20 overall in the state ... Scout ranks him the third-best position player in the state and No. 107 in the country, while 247Sports lists him at No. 178 by position and the 50th-best player in the state ... Selected to play in the Shrine Bowl of the Carolinas ... Three-time Central-Piedmont 4A all-conference selection ... Had 10 touchdowns, averaging over 21 yards per reception, and added an interception as a senior ... Averaged 18 yards a catch for more than 700 yards as a junior ... Earned All-Northwest Conference honors as a senior.

PERSONAL

Divine Ahmad Deablo ... Born August 17, 1998 in Winston-Salem, N.C. ... Son of Donnelle and Rehea Deablo ... Has an older sister, Arabia, and two younger brothers, Donnie and Deity ... Majoring in business.

SEASON	GP	GS	TACKLES				TFL-YDS	SACKS NO-YDS	PASS DEFENSE				FUMBLES RCV FF	BLOCKED KICK
			SOLO	AST	TOTAL	INT			BU	PD	QBH			
2016	14	0	2	2	4	0.0-0	0.0-0	0	0	0	0	0	1	0



6-0 · 187 · R-FRESHMAN · HUGER, S.C. · HANAHAN

2016

Spent the season redshirting.

TRACK & FIELD

2017 Indoor: Qualified for the finals in the 60 at the Hokie Invitational with a time of 6.87 seconds, but did not run ... His preliminary time was tied for the 10th fastest in the event in school history.

2016 Outdoor: Competed on the 4x100-meter relay teams at both the ACC Championships and the Radford Invite ... The ACC relay team finished with a season-best time of 41.13 seconds ... Was a member of the winning 4x100 team at the Radford Invite.

HIGH SCHOOL

Coached by Charles Patterson at Hanahan ... Rated as a 4-star recruit by ESPN Football Recruiting and ranked the No. 62 wide receiver in the country and the No. 6 player in the state ... He is listed at No. 110 by position in the country and No. 12 in the state by 247Sports, while overall, they have him at No. 698 ... Scout ranks him the third-best wide receiver in the state and No. 172 in the country, while Rivals lists him overall at No. 13 in the state ... Selected to play in the Shrine Bowl of the Carolinas and caught three passes for 50 yards with a long of 33 yards ... Was an all-state selection in 2014 and 2015, while earning all-region accolades three times ... Also ran track at Hanahan, winning the South Carolina Class 3A State titles in both the 100-meter and 200-meter races and placing second in the 100 in 2014, while helping the Hawks to the team title.

PERSONAL

Samuel Theron Denmark ... Born February 2, 1998 in Charleston, S.C. ... Son of Theron and Doreen Denmark ... Has an older sister, Jasmine ... Enrolled in university studies.

STAFF

HOKIES

REVIEW

HISTORY

PROS

BEAMER

MEDIA



6-2 • 215 • R-JUNIOR • DANVILLE, VA. • DAN RIVER

2016

Played in all 14 games making 13 starts ... Made 89 tackles including 2.5 for loss ... Recorded four interceptions and recovered one fumble on the season ... Also caught a pass for 20 yards ... Made five tackles and recorded an interception against Liberty ... Recorded seven tackles against Tennessee ... Had four tackles versus Boston College ... Posted eight tackles against ECU ... Recovered a fumble against North Carolina and had four tackles ... Recorded two tackles and an interception against Syracuse ... Tallied seven tackles and an interception against Miami ... Had 10 tackles versus Pittsburgh ... Had 14 tackles against Duke ... Recorded eight tackles against Notre Dame ... Had three stops against Virginia ... Had 12 tackles and one 20-yard reception in the ACC Championship against Clemson ... Had five tackles and one interception in the Belk Bowl against Arkansas.

2015

Appeared in 13 games with eight starts ... Was in on 558 plays, logging 400 as rover and 158 on special teams during the regular season ... Had 34 tackles with 1.5 tackles for loss, recovering one fumble and one punt return ... Made collegiate debut against No. 1 Ohio State ... Notched one tackle versus Furman ... Recorded first blocked kick and solo tackle at Purdue, recording a punt return for 19 yards ... Posted three tackles at East Carolina ... Made first collegiate start against Pittsburgh, recovering a fumble with five tackles ... Started, recording a career high of seven tackles with 1.0 tackle for loss against NC State ... Had one tackle at Miami, followed by two against No. 23 Duke ... Notched one tackle with three pass breakups and three passes defended at Boston College ... Started at Georgia Tech ... Posted six tackles with a half tackle for loss and two pass breakups and passes defended each against No. 12 North Carolina ... Had six tackles after starting at Virginia ... Had one tackle with two pass breakups and two passes defended in the Independence Bowl vs. Tulsa.

2014

Was redshirted while working at corner on the scout team ... Posted a 365-pound squat and a 37.5-inch vertical jump in spring max testing.

HIGH SCHOOL

Played at Dan River High ... A second-team Class 2A all-state selection by VirginiaPreps at running back his senior season ... Also a Class 2A West All-Region first-team selection as a running back ... The Offensive Back of the Year in the Courthouse Conference 37 ... An All-Conference 37 first-team selection his senior year ... Had 171 carries, rushing for 1,753 yards and 25 TDs while catching nine passes for 111 yards and a TD ... Had a career-high 344 yards and five touchdowns in a 32-28 victory at Martinsville ... Had 53 tackles, including two for loss and two interceptions ... Scored 29 total touchdowns his final season ... A second-team Group A Division 2 all-state pick as a junior at defensive back ... Ranked as the No. 24 player in the state of Virginia by The Roanoke Times ... Listed as the No. 30 player in the state of Virginia by Rivals ... Rated as the No. 123 cornerback in the country and the No. 50 player in his state by 247Sports ... Listed as the No. 110 cornerback in the country by Scout ... Ranked as the No. 42 safety in the country, the No. 74 player in his region and the No. 19 player in the state by ESPN Recruiting Nation.

PERSONAL

FeDarius Terrell Edmunds ... Born January 20, 1997 in Danville, Va. ... Son of Ferrell, Jr. and Felecia Edmunds ... Father was an NFL Pro Bowl tight end ... His younger brother, Tremaine, plays linebacker for the Hokies ... Older brother Trey spent three seasons at Tech and signed with New Orleans as an undrafted free agent ... Skipped a grade of school when he was younger ... Majoring in multimedia journalism.

SEASON	GP	GS	TACKLES				TFL-YDS	SACKS NO-YDS	PASS DEFENSE				FUMBLES		BLOCKED KICK
			SOLO	AST	TOTAL				INT	BU	PD	QBH	RCV	FF	
2015	13	8	16	18	34	1.5-2	0.0-0	0	7	7	0	1	0	1	
2016	14	13	45	44	89	2.5-4	0.0-0	4	3	7	1	1	0	0	
Career	27	21	61	62	123	4.0-6	0.0-0	4	10	14	1	2	0	1	

SEASON	GP	GS	INTERCEPTION RETURNS					FUMBLE RETURNS				
			NO.	YDS	AVG	TD	LONG	NO.	YDS	AVG	TD	LONG
2015	13	8	0	0	0.0	0	0	1	9	9.0	0	9
2016	14	13	4	28	7.0	0	15	1	0	0.0	0	0
Career	27	21	4	28	7.0	0	15	2	9	4.5	0	9



The pride of Danville, Virginia - Terrell, Tremaine and Trey Edmunds

THE EDMUNDS FAMILY

On Sept. 7, 2015, Terrell, Tremaine and Trey Edmunds became just the third trio of brothers to take the field together at the same time in the same game for a major college football program dating back to 1970. The Edmunds accomplished the feat on kickoff coverage. They joined Oklahoma's famed Selmon Brothers (Lee Roy, Lucious and Dewey) who all played defense for the Sooners (1972-73). Central Florida's McCray Brothers - Cliff, Jordan and Justin - all played on the offensive line together in 2010.

It should come as no surprise that the sons of Ferrell and Felicia (aka Cookie) Edmunds all found their football homes in Blacksburg and have enjoyed success on the gridiron. A two-time Pro Bowl tight end, Ferrell was a third-round pick of Miami in 1988, earning Pro Bowl berths following the 1989 and 1990 seasons. After five seasons playing with Dan Marino and the Dolphins, he concluded his career in Seattle (1993-94). Meanwhile, Felecia was a star athlete in her own right, running track at Southern Illinois.

49

TREMAINE
EDMUNDS
LB



6-5 • 249 • JUNIOR • DANVILLE, VA. • DAN RIVER

2016

Appeared in all 14 games, making 14 starts ... Totaled 106 tackles including 18.5 tackles for loss, 4.5 sacks, one fumble recovery and one INT ... Recorded three tackles and recovered a fumble against Liberty ... Had two tackles against Tennessee ... Made seven tackles against Boston College ... Had nine tackles against ECU ... Made seven stops at North Carolina ... Recorded a career-high 16 tackles at Syracuse ... Had 10 tackles against Miami ... Made three tackles at Pittsburgh ... Had 10 tackles at Duke ... Recorded 12 tackles versus Georgia Tech ... Had tackles at Notre Dame ... Made five tackles versus Virginia ... Eight tackles against Clemson ... Recorded seven tackles and the first INT of his career against Arkansas in the Belk Bowl.

2015

Appeared in 13 games, making two starts ... Logged 294 plays, including 273 on special teams and 20 as linebacker during the regular season ... Totaled 11 tackles and 2.5 tackles for loss ... Had collegiate debut vs. Ohio State ... Appeared in the game against Furman ... Recorded first collegiate tackle at Purdue and finished game with two tackles ... Posted one tackle at East Carolina ... Took the field versus Pittsburgh, NC State and Miami ... Notched a tackle vs. Duke ... Appeared in the game at Boston College ... Made first collegiate start at Georgia Tech with one tackle ... Played vs. North Carolina ... Made one tackle at Virginia ... Started and had career-highs with five tackles and 2.5 tackles for loss in the Independence Bowl vs. Tulsa.

HIGH SCHOOL

Ranked as the No. 16 player in the state of Virginia by The Roanoke Times ... Listed as the No. 236 overall player nationally, the No. 15 outside linebacker in the country and the No. 12 player in the state of Virginia by Rivals ... Rated as the No. 24 outside linebacker in the country and the No. 15 player in his state by 247Sports ... Listed as the No. 53 outside linebacker in the country and the No. 4 OLB in the East by Scout ... Ranked as the No. 41 outside linebacker in the country, the No. 82 player in his region and the No. 28 player in the state by ESPN Recruiting Nation... A member of the All-Atlantic Region Team by SuperPrep ... Missed part of his senior season with an injury ... Still was named first-team all-state for the Class 2A level by both the VHSL and VirginiaPreps ... A 2014 American Family Insurance All-USA Virginia Football Team selection ... Named first-team All-Conference 37 as a senior as both a linebacker and tight end, earning Defensive Back of the Year honors ... Recorded 120 tackles his junior season with 17 tackles for a loss and four sacks ... Also had two interceptions, two blocked kicks, a forced fumble and a recovered fumble as he earned Conference 37 Defensive Back of the Year honors.

PERSONAL

Born in Danville, Va. ... Son of Ferrell, Jr. and Felicia Edmunds ... Father played seven years in the NFL (Miami and Seattle) and was a two-time Pro Bowler ... His older brother, Terrell, plays safety for the Hokies ... Older brother Trey spent three seasons at Tech and signed with New Orleans as an undrafted free agent ... Likes to draw and likes to dance ... Majoring in communications studies.

SEASON	GP	GS	TACKLES				SACKS NO-YDS	PASS DEFENSE				FUMBLES		BLOCKED KICK
			SOLO	AST	TOTAL	TFL-YDS		INT	BU	PD	QBH	RCV	FF	
2015	13	2	6	5	11	2.5-7	0.0-0	0	0	0	0	0	0	0
2016	14	14	56	50	106	18.5-68	4.5-27	1	3	4	9	1	1	0
Career	27	16	62	55	117	21.0-75	4.5-27	1	3	4	9	1	1	0

SEASON	GP	GS	INTERCEPTION RETURNS					FUMBLE RETURNS				
			NO.	YDS	AVG	TD	LONG	NO.	YDS	AVG	TD	LONG
2015	13	2	0	0	0.0	0	0	0	0	0.0	0	0
2016	14	14	1	9	9.0	0	9	1	0	0.0	0	0
Career	27	16	1	9	9.0	0	9	1	0	0.0	0	0



Tremain, Ferrell, Felicia and Terrell Edmunds

STAFF

HOKIES

REVIEW

HISTORY

PROS

BEAMER

MEDIA

31

BRANDON FACYSON CB



6-2 • 193 • SENIOR • NEWMAN, GA. • NORTHGATE

2016

Played in all 14 games, making 14 starts ... Recorded 48 tackles including 4.0 for loss ... Defended 11 passes and forced two fumbles ... Had three tackles and two pass breakups against Liberty ... Had two tackles versus Tennessee ... Had four tackles and three pass breakups against Boston College ... Recorded four tackles against ECU ... Had three tackles against North Carolina and forced a fumble ... Had three tackles and two pass breakups against Syracuse ... Forced a fumble and had two tackles against Miami ... Recorded five tackles against Pittsburgh ... Had five tackles and one pass breakup against Duke ... Made one tackle versus Georgia Tech ... Had two tackles against Notre Dame ... Recorded three pass breakups and two tackles against Virginia ... Had two tackles against Clemson ... Tallied a career-high 10 tackles in the Belk Bowl against Arkansas.

2015

Started 10 of 12 games played ... Logged 690 plays, including 680 as cornerback and 10 on special teams ... Totaled 27 tackles with 1.0 tackle for loss ... Broke up 10 passes, defending 10 ... Started against No. 1 Ohio State, collecting two tackles with a breakup and pass defended each ... Recorded a tackle, breakup, and pass defended each against both Furman and Purdue ... Started at East Carolina ... Made three tackles with a breakup and pass defended versus Pittsburgh ... Collected four tackles, breakups, and passes defended apiece against NC State ... Tallied two tackles at Miami ... Set a career-high of five tackles vs. Duke with 1.0 tackles for loss ... Notched two tackles at Boston College ... Started at Georgia Tech, making one tackle ... Tied his career-high of five tackles with a pass breakup and pass defended each ... Had one tackle at Virginia ... Had four tackles in the Independence Bowl vs. Tulsa.

2014

Played in and started three games ... Was in on 103 plays on defense and seven special teams plays ... Made the start at corner against William & Mary, finishing the game with three tackles and two pass break ups ... Had two break ups and two tackles in the win at Ohio State ... Made a tackle and broke up a pass against East Carolina ... Dressed for the Georgia Tech game, but did not play ... Re-aggravated a shin injury suffered in the spring and missed the last nine games ... Suffered a broken leg in practice in December and had surgery ... Was granted a medical hardship waiver.

2013

A third-team All-ACC selection by ACSMA ... A first-team freshman All-American by 247Sports ... A second-team freshman All-American by College Football News ... Played in 12 games, starting nine ... Was in on 706 plays, 612 at corner and 96 on special teams ... Had 27 tackles, five interceptions and eight pass break ups in his first season ... Made the start at corner in his collegiate debut, finishing the opener against Alabama with a tackle ... Had an interception and two tackles against Western Carolina ... Made two interceptions and added two tackles at East Carolina ... Had two tackles in the triple overtime win over Marshall ... Made three tackles, also forcing a fumble and intercepting a pass at Georgia Tech ... Had four tackles and a break up in the win over North Carolina ... Broke up a pass and added three tackles in the win over Pittsburgh ... Missed the Duke game due to a concussion ... Returned but saw limited action on defense and special teams at Boston College ... Made three tackles, including one for loss, at Miami ... Had an interception and made three tackles against Maryland ... Made two tackles at Virginia ... Had two tackles and a pass break up in the Sun Bowl against UCLA ... Earned Iron Hokie honors in summer max testing ... Sat out the spring with a stress reaction in his left leg ... Had a bone graft procedure to aid the healing process after spring concluded.

2012

Did not sign an NLI as he graduated from high school early and enrolled at Virginia Tech in January, 2013 ... Went through off-season workouts with the team ... Was named the top defensive newcomer during spring practice ... Contributed four tackles and two pass breakups in the team's first spring scrimmage ... Intercepted a pass and added another breakup in scrimmage two, while posting a pair tackles and a break-up in the final scrimmage ... Was in on three tackles and broke up a pass in the spring game.

HIGH SCHOOL

Named 2012 All-Region 4B-AAAAA first team at cornerback ... Named to the 2012 Newnan Times-Herald All-County Team as a receiver ... Led Northgate High as a senior with 31 receptions for 439 yards and four touchdowns ... Finished with 27 tackles ... Added six pass break-ups and caused a fumble ... Played both ways as a junior, earning all-county honors at receiver (18 catches, 294 yards, 4 TDs) and all-region honors at defensive back (47 tackles, 3 interceptions) ... Listed as the No. 54 cornerback in the country and the No. 55 prospect in Georgia by Rivals ... Ranked as the No. 39 cornerback in the country and the No. 40 player in his state by 247Sports ... Listed as the No. 99 safety in the country by Scout ... Ranked as the No. 26 cornerback in the country, the No. 183 player in his region and the No. 39 player in the state by ESPN Recruiting Nation ... A member of the National Honor Society and Beta Club.

PERSONAL

Brandon Lamar Facyson ... Born September 8, 1994 in Jacksonville, Fla. ... Son of Karen Riggins-Taylor and Frederick Facyson ... Father, Frederick, is a retired Navy pilot ... His mother and stepfather were principals in Dubai ... Cousin is former North Carolina quarterback Oscar Davenport ... Majoring in biological sciences with a goal of becoming a heart surgeon.

SEASON	GP	GS	TACKLES				SACKS NO-YDS	PASS DEFENSE				FUMBLES RCV FF	BLOCKED KICK	
			SOLO	AST	TOTAL	TFL-YDS		INT	BU	PD	QBH			
2013	12	9	20	7	27	2.0-8	0.0-0	5	8	13	1	1	1	0
2014	3	3	5	1	6	0.0-0	0.0-0	0	5	5	0	0	0	0
2015	13	10	20	11	31	1.0-1	0.0-0	0	10	10	0	0	0	0
2016	14	14	32	16	48	4.0-15	0.0-0	0	11	11	0	0	2	0
Career	42	36	77	35	112	7.0-24	0.0-0	5	34	39	1	1	3	0

SEASON	GP	GS	INTERCEPTION RETURNS					FUMBLE RETURNS					
			NO.	YDS	AVG	TD	LONG	NO.	YDS	AVG	TD	LONG	
2013	12	9	5	0	0.0	0	1	1	0	0.0	0	0	0
2014	3	3	0	0	0.0	0	0	0	0.0	0	0	0	0
2015	13	10	0	0	0.0	0	0	0	0.0	0	0	0	0
2016	14	14	0	0	0.0	0	0	0	0.0	0	0	0	0
Career	42	36	5	0	0.0	0	1	1	0	0.0	0	0	0



BRANDON
FACYSON

21

REGGIE
FLOYD
S



6-0 · 218 · SOPHOMORE · MANASSAS, VA. · STONEWALL JACKSON

2016

Played in 12 games ...Recorded one tackle and 0.5 sacks against ECU.

HIGH SCHOOL

Coached by Darryl Robinson at Stonewall Jackson ... Rated a 3-star recruit, ranking 14th in the state by 247Sports ... Also rated a 3-star recruit by ESPN and Rivals ... Named to the All-Conference 8 first team as a senior running back ... Earned honorable mention honors to the 6A-North Region football team as a senior.

PERSONAL

Majoring in human nutrition, foods and exercise.

SEASON	GP	GS	TACKLES			TFL-YDS	SACKS NO-YDS	PASS DEFENSE				FUMBLES RCV FF	BLOCKED KICK
			SOLO	AST	TOTAL			INT	BU	PD	QBH		
2016	12	0	0	1	1	0.5-7	0.5-7	0	0	0	0	0	0

16

COLEMAN
FOX
RB



5-11 · 190 · R-SOPHOMORE · SALEM, VA. · SALEM

2016

Did not see playing time.

2015

Redshirted while rehabbing a knee injury.

HIGH SCHOOL

Ranked as the No. 53 running back in the country, the No. 68 player in his region and the No. 21 player in the state by ESPN Recruiting Nation ... Listed as the No. 129 running back in the country and the No. 49 player in his state by 247Sports ... Rated as the No. 43 player in the state of Virginia by Rivals ... Ranked as the No. 36 player in the state of Virginia by The Roanoke Times ... Listed as the No. 127 running back in the country and the No. 12 running back in the East by Scout... A first-team all-state selection for the Class 4A level at running back by the VHSL and a second-team all-state selection by VirginiaPreps ... The Timesland Player of the Year as a senior, as chosen by The Roanoke Times ... Led his team to the VHSL championship game ... Finished the season with 1,500 yards rushing on 167 carries despite not playing offense in the final 2.5 games because of an ankle sprain ... Also had 24 catches for 393 yards and six scores ... Threw a touchdown pass in the first half of a win against Patrick Henry ... A second-team All-Timesland selection at running back as a junior ... Ran for 1,134 yards in the regular season as a junior, then added 685 more in four playoff games.

PERSONAL

Born January 12, 1997, in Salem, Va. ... Son of Rich and Jennifer Fox ... Father played fullback for Virginia Tech from 1986-89, part of Frank Beamer's first teams in Blacksburg ... Has a younger brother ... Enjoys skiing and wakeboarding ... Majoring in finance.

47

DARIUS
FULLWOOD
DT



6-3 · 278 · R-SOPHOMORE · COLLEGE PARK, MD. · OUR LADY OF GOOD COUNSEL

2016

Saw playing time against Virginia, Clemson and Arkansas.

2015

Spent the season redshirting.

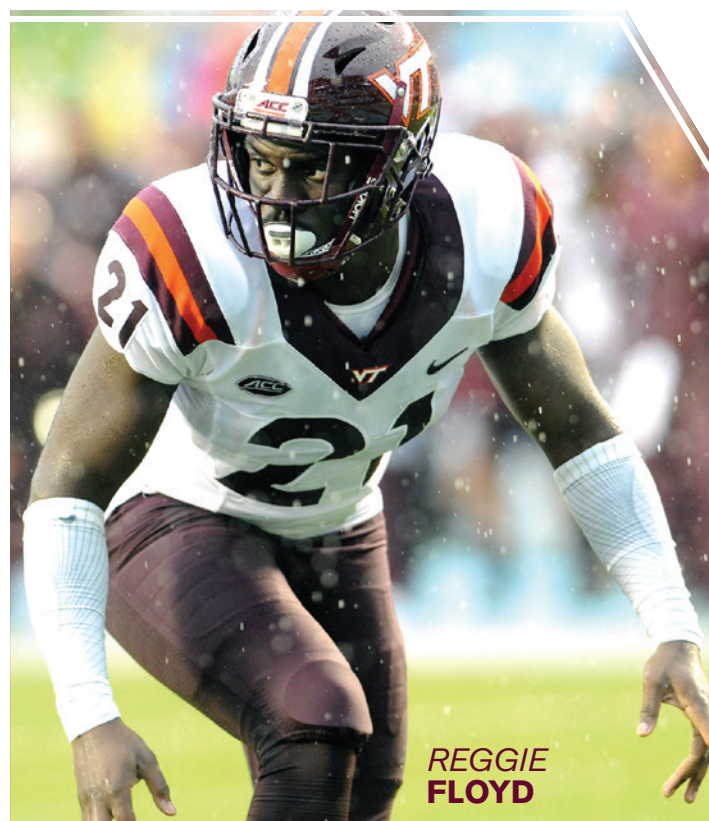
HIGH SCHOOL

Listed as the No. 22 strongside defensive end in the nation and the No. 8 prospect in Maryland by Rivals ... Ranked as the No. 30 weakside defensive end in the country and the No. 14 player in his state by 247Sports ... Listed as the No. 55 defensive end in the country and the No. 12 defensive end in the East by Scout ... Ranked as the No. 43 defensive end in the country, the No. 55 player in his region and the No. 11 player in the state by ESPN Recruiting Nation... A member of the All-Atlantic Region Team by SuperPrep ... Participated in the Semper Fidelis All-Star Game ... A 2014 American Family Insurance All-USA Maryland Football Team selection ... A second-team All-Met selection at defensive line by The Washington Post ... As a junior, had 11 tackles, including 3.5 for loss and three sacks, before breaking his foot after four games.

PERSONAL

Born February 12, 1997, in Cheverly, Md. ... Son of Daron Fullwood and Angela Jones ... Enjoys photography ... Majoring in business.

SEASON	GP	GS
2016	3	0



REGGIE
FLOYD

STAFF

HOKIES

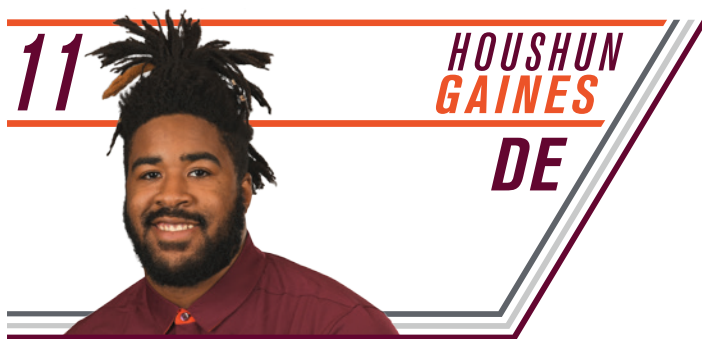
REVIEW

HISTORY

PROS

BEAMER

MEDIA



11

**HOUSHUN
GAINES**
DE

6-3 · 249 · R-SOPHOMORE · ROCKY MOUNT, N.C. · NASH CENTRAL

2016

Played in 12 games ... Recorded five tackles including 0.5 sacks on the season ... Registered one tackle in games against ECU, North Carolina, Miami, Virginia and Clemson in the ACC Championship game ... Recorded the 0.5 sack versus ECU.

HIGH SCHOOL

Listed as the No. 31 weakside defensive end in the nation and the No. 25 prospect in North Carolina by Rivals ... Rated as the No. 76 strongside defensive end in the country and the No. 47 player in his state by 247Sports ... Listed as the No. 85 defensive end in the country by Scout ... Ranked as the No. 66 defensive end in the country and the No. 24 player in the state by ESPN Recruiting Nation... A member of the All-Atlantic Region Team by SuperPrep ... Had 78 tackles, including 15 for loss and 10 sacks, during his senior season at Nash Central ... Won the Tom Suiter Extra Effort Award ... Represented North Carolina in the Shrine Bowl of the Carolinas, an all-star game that features top seniors from North Carolina against their counterparts in South Carolina ... Tallied 85 tackles, including 21 for a loss and 11.5 sacks as a junior.

PERSONAL

Born on May 2, 1997, in Rocky Mount, N.C. ... Son of Jeff Gaines and Tardra Hilliard ... Has two older brothers and two older sisters ... Majoring in business, with plans of opening his own restaurant.

SEASON	GP	GS	TACKLES				SACKS NO-YDS	PASS DEFENSE				FUMBLES RCV FF	BLOCKED KICK
			SOLO	AST	TOTAL	TFL-YDS		INT	BU	PD	QBH		
2016	12	0	0	5	5	0.5-1	0.5-1	0	0	0	0	0	0



**HOUSHUN
GAINES**



64

**ERIC
GALLO**
C

6-2 · 302 · SENIOR · RICHBORO, PA. · COUNCIL ROCK SOUTH

2016

Played in 13 games, making 12 starts ... Started the Belk Bowl against Arkansas.

2015

Started and played 13 games at center ... Played 871 snaps, all on offense at center during the regular season ... In on 70 snaps vs. Ohio State ... Played 63 snaps vs. Furman ... Logged 75 snaps at Purdue ... Played 83 snaps at East Carolina ... In on 55 snaps vs. Pittsburgh ... In on 68 snaps vs. N.C. State ... Played 63 snaps at Miami ... Logged 106 snaps vs. Duke ... In on 71 snaps at Boston College ... Appeared in 69 snaps at Georgia Tech ... Logged 87 snaps vs. North Carolina ... Logged 61 snaps at Virginia.



2014

Played in three games ... Logged 14 plays on offense ... Made his collegiate debut, playing seven offensive plays against William & Mary ... Saw four snaps against Western Michigan ... Was in on three plays on offense at North Carolina ... Posted a 365-pound bench press in spring max testing ... Also squatted 420 pounds ... Earned the Paul Torgersen Award for the top newcomer in spring practice.

HIGH SCHOOL

Played for Coach Vince Bedesem at Council Rock South High ... A Semper Fidelis All-America Game selection ... A Pennsylvania Class AAAA all-state selection to the first team following his senior season ... Earned first-team All-SOL National Conference as an interior offensive and defensive lineman ... Ranked as the No. 8 center in the country and the No. 26 player in his state by 247Sports ... Rated as the No. 38 player in the state of Pennsylvania by Rivals ... Ranked as the No. 30 offensive guard in the country, the No. 65 player in his region and the No. 12 player in the state by ESPN Recruiting Nation.

PERSONAL

Eric Francis Gallo ... Born October 18, 1995, in Philadelphia, Pa. ... Son of Pat and Patty Gallo ... Has an older brother, a younger brother and a younger sister ... Majoring in finance.

SEASON	GP	GS
2014	3	0
2015	13	13
2016	13	12
Career	29	25



ERIC GALLO

48

DANIEL GRIFFITH
LB



6-0 · 229 · R-FRESHMAN · SUFFOLK, VA. · NANSEMOND-SUFFOLK ACADEMY

2016

Spent the season redshirting.

PERSONAL

Majoring in Agribusiness.

90

CASEY HARMAN
TE



6-3 · 242 · R-SOPHOMORE · SWORDS CREEK, VA. · HONAKER

2016

Did not see playing time.

2015

Spent the season redshirting.

HIGH SCHOOL

Four-year letterwinner at Honaker High School for coach Doug Hubbard ... All-Western Section Honorable Mention ... Coaches Poll DI All-State Second Team his junior year ... Virginia Preps All-State First Team his junior season ... Coaches Poll DI All-State First Team his senior season ... Team captain ... Also played basketball at Honaker for Marcus Dunham.

PERSONAL

Casey Sage Harman ... Born September 9, 1996 in Lebanon, Va. ... Son of Diane White and Chris Harman... Has two sisters, Cora and Kaiden and a younger brother, Evan ... Enrolled in university studies.



ERIC GALLO

STAFF

HOKIES

REVIEW

HISTORY

PROS

BEAMER

MEDIA

55

**JARROD
HEWITT**
DT



6-1 · 291 · R-FRESHMAN · VENICE, FLA. · VENICE

2016

Spent the season redshirting.

HIGH SCHOOL

Coached by John Peacock at Venice ... Was a two-time Florida 7A First Team All-State performer, and earned the Herald Tribune Player of the Year Award this past season ... Rated a three-star recruit by 247Sports, ESPN and Scout ... Rated the No. 9 defensive tackle in the state of Florida by Scout ... Is ranked in the top 100 in the country by position by three recruiting sites, with ESPN listing him No. 56, 247Sports has him No. 88 and Scout at No. 97 ... Junior season, had 112 tackles, 74 solo, and 12 sacks, while registering 105 tackles, 22 solo, and 10 sacks this past season and added two forced fumbles.

PERSONAL

Majoring in human nutrition, foods and exercise.

South Region championship game ... Earned all-state and All-Tidewater honors as a junior after recording 23 sacks.

PERSONAL

Born August 2, 1997, in Norfolk, Va. ... Son of Joseph and Marketa Hill ... Has an older brother and two younger brothers ... Enrolled in university studies.

SEASON	GP	GS	TACKLES				TFL-YDS	SACKS NO-YDS	PASS DEFENSE				FUMBLES		BLOCKED KICK
			SOLO	AST	TOTAL				INT	BU	PD	QBH	RCV	FF	
2016	14	2	17	20	37	6.0-20	2.5-11	0	0	0	4	0	0	0	

76

**JARRETT
HOPPLE**
OL



6-7 · 305 · R-FRESHMAN · SUFFOLK, VA. · NANSEMOND RIVER

2016

Spent the season redshirting.

HIGH SCHOOL

Coached by David Coccoli at Nansemond River ... Was named First-Team All-Tidewater and All-Ironclad Conference his senior year ... Ranked a three-star recruit by ESPN.com and ranked the 30th best player in the state of Virginia and the 76th best offensive tackle in the nation ... Ranked a three-star recruit by 247Sports and the 63rd offensive tackle in the country and the 24th best player in Virginia ... His junior season he was named second-team All-Tidewater selection by the Virginian-Pilot and All-Ironclad First Team.

PERSONAL

Majoring in finance.

94

**TREVON
HILL**
DE



6-3 · 240 · R-SOPHOMORE · VIRGINIA BEACH, VA. · SALEM

2016

Played in 14 games, making two starts ... Recorded 37 tackles, 6.0 tackles for loss, 2.5 sacks and four quarterback hurries ... Had two tackles in the games against Liberty and Tennessee ... Had 0.5 tackles for loss against Boston College ... Made three tackles against ECU ... Had one tackle against North Carolina ... Recorded four stops against Syracuse ... Had 1.5 sacks versus Miami ... Made six stops against Duke ... Was in on two tackles against Georgia Tech ... Recorded three tackles against Notre Dame ... Made two tackles versus Virginia ... Had two stops against Clemson ... Tallied a start and four tackles against Arkansas in the Belk Bowl.

2015

Spent the season redshirting.

HIGH SCHOOL

Listed as the No. 21 weakside defensive end in the nation and the No. 17 prospect in the state by Rivals ... Ranked as the No. 231 prospect in the country, the No. 4 weakside defensive end in the country and the No. 12 player in his state by 247Sports ... Listed as the No. 46 defensive end in the country and the No. 8 defensive end in the East by Scout ... Ranked as the No. 30 defensive end in the country, the No. 39 player in his region and the No. 13 player in the state by ESPN Recruiting Nation ... Ranked as the No. 14 player in the state of Virginia by The Roanoke Times ... South Hampton Roads' No. 3 prospect in the Class of 2015 by The Virginian Pilot ... A member of the 247Sports Top 247 ... As a junior, helped lead Salem High to the Group 5A

75

**ZACHARIAH
HOYT**
OL



6-4 · 295 · R-FRESHMAN · SALEM, VA. · SALEM

2016

Spent the season redshirting.

HIGH SCHOOL

Coached by Steve Magenbauer at Salem ... Ranked the No. 22 center nationally by 247Sports ... Ranked the No. 49 prospect overall in Virginia by 247Sports ... Rated as the No. 48 player in the state of Virginia by The Roanoke Times ... A first-team all-state selection to the Class 4A team as senior by both the VHSL and Virginia Preps ... A first-team All-Timesland choice as an offensive lineman by The Roanoke Times.

PERSONAL

Zachariah Jeffrey Knight Hoyt ... Born December 12, 1996 in Peterborough, N.H. ... Son of Jeffrey and Lisa Hoyt ... Has four sisters; Sarah, Beckah, Jen, Hannaleah and two brothers, Bill and Chris ... Enrolled in university studies.

64



56

SEAN
HUELSKAMP
LB



6-1 · 221 · R-SENIOR · CENTREVILLE, VA. · CHANTILLY

2016

Appeared in all 14 games ... Totaled 11 tackles and had one QB hurry ... Recorded two tackles against Liberty ... Had a pair of tackles against Tennessee ... Had a tackle versus Georgia Tech ... Made three stops at Notre Dame ... Had two tackles and a QB hurry against Virginia ... Made one tackle against Clemson.

2015

Appeared in four games, making two starts ... Was in on 150 plays, logging 143 as linebacker and seven on special teams ... Tallied 13 tackles with 3.5 tackles for loss and 1.0 sack ... Collected two tackles against Furman ... Started at Purdue making one tackle, defended one pass and recorded an interception ... Started against East Carolina, setting a career-high of 10 tackles with 3.5 tackles for loss and a sack ... Appeared in the Independence Bowl vs. Tulsa.

2014

Was in on 10 special teams plays ... Had a tackle while in on special teams against William & Mary ... Made a tackle in the Ohio State game, but suffered a season-ending ACL tear in his right knee ... Was limited in the spring.

2013

Joined the team in the fall as an invited walk-on ... Was redshirted as he worked with the scout team as a linebacker ... Posted a 285-pound bench press and a 400-pound front squat in fall scout team max testing.

HIGH SCHOOL

Lettered three times for Coach Mike Lalli at Chantilly ... A first-team All-Group AAA selection by Virginia Preps and the Virginia High School Coaches' Association and the Concorde District Defensive Player of the Year. ... A second-team All-Met selection by The Washington Post as a senior ... Named all-region ... Rated the No. 91 player in the state of Virginia by The Roanoke Times ... Had more than 600 yards receiving as a tight end his final season ... Also accounted for 140 tackles as a senior, close to 40 of them for loss ... Also lettered in basketball three times.

PERSONAL

Sean Patrick Huelskamp ... Born February 20, 1995 in Fairfax, Va. ... Son of Ken and Colleen Huelskamp ... Brother, Trey, played football at Davidson ... Majoring in finance.

SEASON	GP	GS	TACKLES				SACKS NO-YDS	PASS DEFENSE				FUMBLES RCV FF	BLOCKED KICK
			SOLO	AST	TOTAL	TFL-YDS		INT	BU	PD	QBH		
2014	2	0	1	1	2	0.0-0	0.0-0	0	0	0	0	0	0
2015	4	2	7	6	13	3.5-11	1.0-8	1	0	1	0	0	0
2016	14	0	3	8	11	0.0-0	0.0-0	0	0	0	1	0	0
Career	20	2	11	15	26	3.5-11	1.0-8	1	0	1	1	0	0

SEASON	GP	GS	INTERCEPTION RETURNS				FUMBLE RETURNS					
			NO.	YDS	AVG	TD	LONG	NO.	YDS	AVG	TD	LONG
2014	2	0	0	0	0.0	0	0	0	0	0.0	0	0
2015	4	2	1	0	0.0	0	0	0	0	0.0	0	0
2016	14	0	0	0	0.0	0	0	0	0	0.0	0	0
Career	20	2	1	0	0.0	0	0	0	0	0.0	0	0



SEAN
HUELSKAMP

STAFF

HOKIES

REVIEW

HISTORY

PROS

BEAMER

MEDIA

17

JOSH JACKSON
QB



6-1 · 217 · R-FRESHMAN · ANN ARBOR, MICH. · SALINE

2016

Spent the season redshirting.

HIGH SCHOOL

Coached by Joe Palka at Saline ... Rated as a 4-star recruit by ESPN Football Recruiting and the 184th player in the 2016 ESPN Top 300 ... Also, ranked as the No. 9 dual-threat quarterback and the No. 4 player in the state by ESPN ... Rivals lists him No. 22 by position and No. 12 overall in the state ... Scout ranks him the best dual-threat quarterback in the state and No. 37 in the country, while 247Sports lists him at No. 20 overall by position and the 20th-best player in the state ... Was a finalist for Michigan Player of the Year Award ... Threw for 1,780 yards with 20 touchdowns as a senior and rushed for 470 yards and eight more touchdowns.

PERSONAL

Joshua Anthony Jackson ... Born January 20, 1998 in Ann Arbor, Mich. ... Son of Fred and Teresa Jackson ... Father has been a football coach for more than 40 years, including 23 seasons at Michigan ... Has two older brothers, Jeremy and Fred, and an older sister, Tonya ... Majoring in business.

30

JORDAN JEFFERSON
WR



5-8 · 180 · R-FRESHMAN · GOOCHLAND, VA. · GOOCHLAND

2016

Spent the season redshirting.

HIGH SCHOOL

Coached by Joe Fowler at Goochland and earned four letters as a four-year starter ... Made the Big River Rivalry All-Star game in 2014 ... Was the VHSCA Group A Division 2 Defensive Player of the Year and Richmond Times Dispatch All-Metro first team member ... Was a three-time VHSL Group A D2 All-State selection and helped the Bulldogs to the 2012 football championship ... Also earned two letters playing basketball for the Bulldogs under coach Preston Gordon and four letters while on the track team and was a member of the all-state 4x100 relay team ... Named an Army Reserve National Scholar Athlete for Academic and Athletic Excellence.

PERSONAL

Jordan Prescott Jefferson ... Born October 19, 1996 in Richmond, Va. ... Son of Jonathan Jefferson and DaVanda Hopkins ... Has a step brother, Brent, and two sisters, Shaderra and Lauren ... Enrolled in university studies.



JOSH JACKSON

41

JOHN
JENNINGS
DB



5-11 · 174 · SOPHOMORE · CENTREVILLE, VA. · CENTREVILLE

HIGH SCHOOL

Played football at Centreville High for Coach Chris Haddock ... 2013 Virginia 6A State Champions ... 2014 Virginia 6A State Runner up ... 2014 Team captain ... All-Region DB 2014 ... All-Conference DB 2014 ... Second team All-Conference LB 2013.

PERSONAL

John Theodore Jennings ... Born March 14, 1997, in Detroit, Mich. ... Son of Ted and Diane Jennings ... Has two older brothers, Mark and Stephen ... Majoring in BIT (operation supply management).

50

PATRICK
KEARNS
OL



6-5 · 285 · R-FRESHMAN · ADAIRSVILLE, GA. · DARLINGTON SCHOOL

2016

Spent the season redshirting.

HIGH SCHOOL

Coached by Tommy Atha at Darlington School ... Ranked a three-star recruit by Rivals ... Listed as a three-star prospect by ESPN.com and the 71st best offensive tackle in the country and the 97th best player in Georgia ... Ranked a three-star recruit by 247Sports, the 68th offensive tackle in the nation and the 60th best player in the state of Georgia ... Was named to the GACA Class 2A All-North Region Team his junior season.

PERSONAL

Majoring in biological studies.

93

BRIAN
JOHNSON
K



6-1 · 177 · R-FRESHMAN · WASHINGTON, D.C. · GONZAGA

2016

Spent the season redshirting.

PERSONAL

Majoring in business.



STAFF

HOKIES

REVIEW

HISTORY

PROS

BEAMER

MEDIA

68



**CONNOR
KISH**
OL

6-2 · 293 · R-SOPHOMORE · OCEANSIDE, CALIF. · EL CAMINO

2016

Did not see playing time.

2015

Spent season redshirting.

HIGH SCHOOL

Played football at El Camino High School for coach John Roberts ... A second team all-league selection ... Played in San Diego Friday Night Lights All-Star Game ... Also participated in track and field at El Camino competing in the shot put and discus for coach Sean Helgesen ... Named a San Diego Union Tribune Scholar Athlete for football in 2013 and 2014, and for track in 2015.

PERSONAL

Connor James Kish ... Born October 15, 1996 in Oceanside, Calif. ... Son of Joe and the late Shannon Kish ... Has a twin brother, Kevin, and an older brother, Kenny ... Majoring in building construction.

70



**KEVIN
KISH**
OL

6-2 · 290 · R-SOPHOMORE · OCEANSIDE, CALIF. · EL CAMINO

2016

Did not see playing time.

2015

Spent season redshirting.

HIGH SCHOOL

Played football at El Camino High School for coach John Roberts ... A second team all-section selection and a first team all-league selection ... Played in San Diego Friday Night Lights All-Star Game ... Also participated in track and field at El Camino competing in the shot put and discus for coach Sean Helgesen ... Named a San Diego Union Tribune Scholar Athlete for football in 2013 and 2014, and for track in 2015.

PERSONAL

Kevin Riley Kish ... Born October 15, 1996 in Oceanside, Calif. ... Son of Joe and the late Shannon Kish ... Has a twin brother, Connor, and an older brother, Kenny ... Majoring in finance.



61

JOE
KOSHUTA
DL



6-1 • 268 • R-SOPHOMORE • VIENNA, VA. • MADISON

2016

Did not see playing time.

2015

Spent season redshirting.

HIGH SCHOOL

Played linebacker at James Madison for Coach Lenny Schultz ... Lettered three times ... Was all-conference and VYI High School Player of the Year as a senior ... Team captain... All-region honorable mention senior year... Had 134 tackles including 40 tackles for loss, six sacks and two TDs ... Named the No. 87 player in the state of Virginia by The Roanoke Times ... Also played basketball.

PERSONAL

Joseph Koshuta ... Born April 18, 1997 in Reston, Va. ... Son of Jim and Shelly Koshuta ... Has a twin sister Kelly and three other siblings: Case, Katie and Jill ... Kelly played on Tech's women's basketball team in 2015-16 ... Enrolled in university studies.

83

ERIC
KUMAH
WR



6-2 • 219 • SOPHOMORE • WOODBRIDGE, VA. • FOREST PARK

2016

Appeared in 13 games.

HIGH SCHOOL

Coached by Daniel Bruton at Forest Park ... Rated as a four-star recruit by ESPN Football Recruiting and ranked the No. 67 wide receiver in the country and the No. 8 player in the state ... Listed No. 83 by position in the country and No. 16 in the state by 247Sports ... Scout ranks him the fifth-best wide receiver in the state and No. 93 in the country, while Rivals lists him overall at No. 23 in the state ... Was named to the VHSL 6A All-State Second Team as a senior ... Named All-Met first team as a senior with 1,387 receiving yards, leading the area, and 14 touchdown catches ... Set school records for receptions (50) and receiving yards (1,400) in and was named the Conference 4 Offensive Player of the Year ... As a junior, was named All-Met Honorable Mention after catching 43 passes for 830 yards and totaled 24 touchdowns for a school record 122 points as a wide receiver and a kick returner ... Was named a second-team all-6A punt returner and a second-team all-6A South Region wide receiver.

PERSONAL

Majoring in business.

SEASON	GP	GS
2016	13	0



ERIC
KUMAH

STAFF

HOKIES

REVIEW

HISTORY

PROS

BEAMER

MEDIA

9

**KHALIL
LADLER**
DB



5-11 · 190 · R-FRESHMAN · STONE MOUNTAIN, GA. · IMG ACADEMY

2016

Spent the season redshirting.

HIGH SCHOOL

Coached by Kevin Wright at IMG Academy ... Rated as a four-star recruit by ESPN Football Recruiting and ranked the No. 26 cornerback in the country and the No. 61 player in the state ... He is listed at No. 55 by position in the country and No. 70 in the state by 247Sports ... Scout ranks him the seventh-best cornerback in the state and No. 84 in the country, while Rivals lists him overall at No. 27 in the state and No. 21 by position ... Spent this past season at IMG Academy recovering from a torn ACL ... Prior to IMG, starred at Stephenson High School, where he was named to the 5A All-State team as a junior ... Was an honorable mention all-state in Georgia for Class 5A as a sophomore in 2013 after he recorded 53 tackles, intercepted six passes, caused three fumbles and had eight tackles for losses ... Was named to the 5A Preseason All-State team by the Atlanta Journal Constitution and was selected to play in the Rising Seniors All-Star game.

PERSONAL

Khalil Jamar Ladler ... Born May 2, 1998 in Stone Mountain, Ga. ... Son of Kenneth and Erica Ladler ... Has two older sisters, Kenisha and Kahliah, and an older brother, Kenneth ... Majoring in criminology.

87

**BODHIE
LONG**
WR



6-3 · 200 · R-FRESHMAN · RICHMOND, VA. · DOUGLAS FREEMAN

2016

Spent the season redshirting.



70

33

**DESHAWN
McCLEASE**
RB



5-9 · 182 · R-SOPHOMORE · CHESAPEAKE, VA. · OSCAR SMITH

2016

Played in one game ... Recorded eight rushes for 27 yards against Liberty ... Longest rush was seven yards.

2015

Spent the season redshirting.

HIGH SCHOOL

Ranked as the No. 16 player in the state of Virginia by The Roanoke Times ... Ranked as the No. 51 running back in the country and the No. 23 player in his state by 247Sports ... Listed as the No. 32 running back in the country and the No. 15 prospect in Virginia by Rivals ... Rated as the No. 89 running back in the country by Scout ... Ranked as the No. 45 running back in the country, the No. 52 player in his region and the No. 18 player in the state by ESPN Recruiting Nation ... A member of the All-Atlantic Region Team by SuperPrep ... A first-team all-state selection at the Class 6A level by the VHSL and VirginiaPreps ... A first-team All-Tidewater selection by The Virginian Pilot after rushing for a school-record 2,015 yards and scoring 29 touchdowns as a senior ... Ran for 718 yards in four playoff games ... Rushed for 1,558 yards and 28 touchdowns as a junior ... Finished his three-year varsity career with 5,025 rushing yards and 82 total touchdowns.

PERSONAL

Born July 16, 1996, in Norfolk, Va. ... Son of Shawn Brown and Tiffany Brown ... Has two younger brothers and two younger sisters ... Also runs track ... Majoring in business.

SEASON	GP	GS	ATT	YDS	RUSHING		TD
					AVG	LONG	
2016	1	0	8	27	3.4	7	0

92

**HUNDLEY
McCURRY**
LS



5-11 · 190 · R-FRESHMAN · SUMMERVILLE, S.C. · SUMMERVILLE

2016

Spent season redshirting.

HIGH SCHOOL

A four-year starter at Summerville for coach Joe Call ... According to Prokicker.com, his average snap time is at 0.72 seconds and his best snap time at 0.64 seconds ... the service ranked him as the No. 4 long snapper in the nation at the high school level and the No. 2 ranked long snapper in the nation for the class of 2016 ... Also played three seasons for the Green Wave baseball team.

PERSONAL

Majoring in ocean engineering.



DESHAWN
McCLEASE

STAFF

HOKIES

REVIEW

HISTORY

PROS

BEAMER

MEDIA

34

TRAVON McMILLIAN RB



6-0 • 209 • JUNIOR • WOODBRIDGE, VA. • C.D. HYLTON

2016

Played in all 14 games, making seven starts ... Recorded 145 carries and 671 yards and seven touchdowns ... Had 11 receptions for 114 yards and three touchdowns on the season ... Had 13 carries for 39 yards against Liberty ... Recorded 14 carries for 127 yards and a touchdown versus Tennessee ... Scored a touchdown on 12 rushes for 36 yards against Boston College ... Also caught a touchdown pass ... Had nine carries for 10 yards and a receiving touchdown of 13 yards against ECU ... Ran the ball 17 times for 76 yards against North Carolina ... Had nine carries for 39 yards against Syracuse ... Had 18 carries for 131 yards versus Miami ... Scored one touchdown against Duke and had 15 runs for 72 yards ... Also caught two passes for 33 yards ... Had 10 carries for 39 yards and a run of 17 against Georgia Tech ... Carried the ball five times for 32 yards against Virginia and caught a touchdown pass of 31 yards ... Recorded two scores on seven runs for 37 yards against Clemson ... Had nine carries for 34 yards and a touchdown in the Belk Bowl against Arkansas.

2015

Played in 13 games with seven starts ... Logged 396 plays, 359 at running back and 37 on special teams during the regular season ... Had 200 carries for 1,043 yards and seven touchdowns ... Had 12 receptions for 64 yards and a touchdown ... Had six carries for 26 yards against Ohio State ... Had six carries for 98 yards against Furman ... Started and had nine carries for 55 yards at Purdue ... Had five carries for 30 yards and one catch for eight yards at East Carolina ... Had six catches for 14 yards and one catch for six yards against Pittsburgh ... Had 11 carries for 96 yards and a touchdown and two catches for 16 yards against NC State ... Started and had 16 carries for 99 yards and three catches for 16 yards and a touchdown at Miami ... Had 29 carries for a career-high 142 yards and two touchdowns and one catch for two yards against Duke

... Had a career-high 33 carries for 105 yards at Boston College ... Started and had 24 carries for 135 and two touchdowns at Georgia Tech ... Started and had 21 carries for 80 yards against North Carolina ... Started and had 18 carries for 81 yards at Virginia ... Had 16 carries for 81 yards and two touchdowns in the Independence Bowl vs. Tulsa.

2014

Was redshirted ... Earned Super Iron Hokie honors in spring max testing ... Posted a 350-pound bench press, a 400-pound squat and a 36-inch vertical jump.

HIGH SCHOOL

Played for Coach Tony Lilly at C.D. Hylton High ... A first-team 6A all-state selection by VirginiaPreps at quarterback as a senior ... The state's offensive player of the year ... A dangerous dual threat quarterback ... Completed 97 of 169 passes for 1,472 yards and 17 touchdowns while rushing for 1,537 yards and 20 scores on 166 attempts ... Totaled 3,009 yards and 37 touchdowns for his school ... An All-Met honorable mention selection by The Washington Post ... Ranked as the No. 14 player in the state of Virginia by The Roanoke Times ... Listed as the No. 30 "athlete" in the nation and the No. 16 prospect in Virginia by Rivals ... Rated as the No. 16 dual-threat quarterback in the country and the No. 18 player in his state by 247Sports ... Listed as the No. 208 player in the country and the No. 12 quarterback in the country by Scout ... Ranked as the No. 44 "athlete" in the country, the No. 41 player in his region and the No. 13 player in the state by ESPN Recruiting Nation.

PERSONAL

Travon Delonté McMillian ... Born February 5, 1996, in Woodbridge, Va. ... Son of Yolanda McMillian-Vaughan and Howard Vaughan ... Has three younger sisters and an older brother ... His older brother, Charles, played at Shenandoah University last year ... Majoring in finance.

SEASON	GP	GS	RUSHING					RECEIVING				
			NO	YDS	AVG	LONG	TD	NO	YDS	AVG	LONG	TD
2015	13	7	200	1043	5.2	63	7	12	64	5.3	19	1
2016	14	7	145	671	4.6	69	7	11	114	10.4	31	3
Career	27	14	345	1714	5.0	69	14	23	178	7.7	31	4

SEASON	GP	GS	KICK RETURNS				
			NO.	YDS	AVG	TD	LONG
2015	13	7	5	88	17.6	0	24
2016	14	7	0	0	0.0	0	0
Career	27	14	5	88	17.6	0	24



TRAVON
McMILLIAN

99

VINNY
MIHOTA
DE



6-5 • 267 • JUNIOR • FREDERICKSBURG, VA. • MASSAPONAX

2016

Played in 13 games, making 13 starts ... Recorded 43 tackles including 7.0 for loss and 2.0 sacks ... Defended three passes, had three quarterback hurries and one blocked kick ... Recorded four tackles against Liberty ... Made one stop against Tennessee ... Had two tackles against Boston College ... Made a stop against ECU ... Recorded five tackles against North Carolina ... Tallied six tackles and blocked a kick against Syracuse ... Had two sacks and five tackles against Miami ... Had four tackles against Pittsburgh ... Made one tackle against Duke ... Recorded 10 tackles against Georgia Tech ... Made two stops versus Notre Dame ... Recorded two tackles against Clemson in the ACC Championship game.

2015

Played in 12 games, making one start ... Logged 193 plays, including 138 as defensive tackle and 55 on special teams during the regular season ... Registered 12 tackles with 2.5 tackles for loss and a forced fumble ... Made two tackles versus Ohio State and Furman ... Appeared in the games at Purdue and East Carolina ... Blocked a kick versus Pittsburgh ... Took the field against NC State ... Had two tackles with 0.5f tackles for loss at Miami ... Tallied one tackle against Duke ... Appeared in the game at Georgia Tech ... Collected two tackles with 1.0 tackles for loss and a forced fumble against North Carolina ... Had first collegiate start at Virginia ... Made three tackles with a sack and 1.0 tackles for loss in the Independence Bowl against Tulsa.

2014

Was redshirted ... Posted a 355-pound bench press and a 400-pound squat in spring max testing ... Earned the Dr. Richard Bullock Award for the most improvement in spring practice.

2013

Enrolled in January, 2014 after graduating from high school early ... Went through spring practice with the Hokies ... Started at defensive end, but was moved inside to tackle early on.

HIGH SCHOOL

Lettered four times at Massaponax High for Coach Eric Ludden ... Missed most of his senior season with a broken foot ... Was invited to the Offense-Defense All-American Bowl, but couldn't play due to injury ... Was ranked as the No. 29 player in the state of Virginia by The Roanoke Times ... Listed as the No. 27 strongside defensive end in the nation and the No. 19 prospect in Virginia by Rivals ... Ranked as the No. 14 strongside defensive end in the country and the No. 10 player in his state by 247Sports ... Listed as the No. 86 defensive end in the country by Scout ... Ranked as the No. 33 defensive end in the country, the No. 44 player in his region and the No. 13 player in the state by ESPN Recruiting Nation ... The district's defensive player of the year as a junior ... Named first-team all-area by The Fredericksburg Free Lance-Star and first-team all-state ... Threw the shot put and discus on the track team, advancing to regionals both years ... Played two years of ultimate frisbee as a forward, helping the team win the district title his sophomore year.

PERSONAL

Vincent Jules Mihota ... Born July 18, 1996 in Carmichaels, Pa. ... Son of John and Valerie Mihota ... His older brother, Anthony, was a starting center for Virginia's football team ... Has a younger brother, Louis ... Father was a Division III All-American at IUP and brother was an All-ACC selection ... Majoring in electrical engineering. Was part of Virginia Tech's study abroad program that traveled to Rwanda in May 2017.

SEASON	GP	GS	TACKLES			SACKS NO-YDS	PASS DEFENSE			FUMBLES		BLOCKED KICK
			SOLO	AST	TOTAL		TFL-YDS	INT	BU	PD	QBH	
2014	0	0	0	0	0	0.0-0	0	0	0	0	0	0
2015	12	1	4	8	12	2.5-9	1.0-5	0	0	0	0	1
2016	13	13	20	23	43	7.0-23	2.0-16	0	3	3	0	1
Career	25	14	24	31	55	9.5-32	3.0-21	0	3	3	0	2



VINNY
MIHOTA

STAFF

HOKIES

REVIEW

HISTORY

PROS

BEAMER

MEDIA

18

RAYMON MINOR DE



6-2 • 238 • JUNIOR • ASHLAND, VA. • BENEDICTINE

2016

Did not see playing time.

2015

Appeared in eight games, tallying one tackle ... Logged 62 plays on special teams ... Made one tackle versus Ohio State ... Saw the field against Ohio State, Furman, Miami, Boston College, Georgia Tech, North Carolina, Virginia and in the Independence Bowl against Tulsa.

2014

Was redshirted ... Posted a 315-pound bench press, a 465-pound squat and a 33-inch vertical jump in spring max testing.

HIGH SCHOOL

Played for Coach Greg Lily at Benedictine ... A first-team all-state linebacker by the VISAA ... A second-team All-Metro selection by The Richmond Times-Dispatch as a linebacker following his senior season ... Had 54 total tackles, including 11 for loss and a sack, forced two fumbles and recovered a fumble ... Had 28 catches for 570 yards and five TDs ... As a junior, had 31 catches for 571 yards ... Before reclassifying at Benedictine, attended Patrick Henry for three years ... During his final year at Patrick Henry, had 21 catches for 203 yards and 11 total touchdowns ... Also played basketball ... Is one of three males in Patrick Henry history to score 1,000 points or more ... Ranked as the No. 13 player in the state of Virginia by The Roanoke Times ... Listed as the No. 20 "athlete" in the nation and the No. 10 prospect in Virginia by Rivals ... Ranked as the No. 29 athlete in the country and the No. 12 player in his state by 247Sports ... Listed as the No. 100 overall player in the country and the No. 7 outside linebacker by Scout ... Ranked as the No. 100 athlete in the country, the No. 138 player in his region and the No. 36 player in the state by ESPN Recruiting Nation ... Also played basketball.

PERSONAL

Raymon Leroy Minor ... Born September 17, 1994 in Richmond, Va. ... Son of Kimberly Lee and Sonny Minor ... Has a younger brother, Isaiah ... Majoring in communication studies.

SEASON	GP	GS	TACKLES			TFL-YDS	SACKS NO-YDS	PASS DEFENSE				FUMBLES		BLOCKED KICK
			SOLO	AST	TOTAL			INT	BU	PD	QBH	RCV	FF	
2015	8	0	1	0	1	0.0-0	0.0-0	0	0	0	0	0	0	0

77

DEMETRI MOORE OL



6-6 • 302 • R-JUNIOR • FAIRBORN, OHIO • HUFFMAN

2016

Spent the season redshirting.

2015

Joined the team for spring practice after enrolling in January.

MISSISSIPPI DELTA


Coached by Jeff Tatum at Mississippi Delta CC ... Rated as a 3-star recruit by 247Sports and was listed as the No. 8 JUCO offensive tackle ... Listed as a 3-star prospect by Rivals ... A 3-star recruit by ESPN Recruiting.

HIGH SCHOOL

Played just one year of football at Huffman, his senior season, as his main sport was basketball.

PERSONAL

Demetri J Moore ... Born July 2, 1996 in Cincinnati, Ohio ... Son of Melvin Bostic and Raquel Moore ... Has two younger brothers, Donovan and Devonte, and younger sister, Dominique ... Majoring in studio art, graphic design.



RAYMON
MINOR

54

ANDREW
MOTUAPUAKA
LB



6-0 · 240 · R-SENIOR · VIRGINIA BEACH, VA. · SALEM

2016

Started and played in 14 games ... Totaled 114 tackles, 5.5 tackles for loss, 2.0 sacks, three INTs, one forced fumble and two fumble recoveries ... Recorded seven tackles against Liberty ... Had 15 stops against Tennessee ... Made eight tackles against ECU ... Had 12 tackles and one INT at North Carolina ... Had eight tackles ... Had a pair of tackles against Miami and two pass breakups ... Made four tackles and forced a fumble at Pittsburgh ... Recorded eight tackles against Duke ... Had 14 tackles and a sack against Georgia Tech ... Made 11 tackles against Notre Dame ... Had six tackles, an INT and a recovered fumble against Virginia ... Had four tackles and an INT against Clemson ... Recorded eight tackles against Arkansas in the Belk Bowl.

2015

Started and played in 11 games ... Was in on 702 plays, logging 656 as linebacker and 46 on special teams during the regular season ... Recorded 73 tackles with 11.5 tackles for loss and 4.0 sacks ... Recovered two fumbles, forcing three ... Made four tackles against No. 1 Ohio State ... Had four tackles and an 18-yard interception returned for a touchdown versus Furman ... Did not play at Purdue or East Carolina due to a knee injury ... Tallied seven tackles with 1.0 sack, forcing two fumbles against Pittsburgh ... Collected two tackles with a half tackle for loss and half sack versus NC State ... Logged 10 tackles with 1.0 tackles for loss and two pass breakups and passes defended each at Miami ... Notched five tackles with one quarterback hurry versus No. 23 Duke ... Posted seven tackles, including 2.0 tackles for loss and 1.0 sack, and recovered a fumble for 34 yards at Boston College ... Had a season-high of 12 tackles, tying a career high 2.5 tackles for loss at Georgia Tech ... Tallied eight tackles and 2.0 tackles for loss versus No. 12 North Carolina ... Collected seven tackles with 1.0 tackles for loss at Virginia ... Had seven tackles, 1.5 tackles for loss, a sack, a pass breakup and a pass defended in the Independence Bowl vs. Tulsa.

2014

Played in 12 games, making three starts ... Logged 418 plays, 325 at linebacker and 93 on special teams ... Tallied 54 tackles on the season, including four TFL and two sacks ... Also had a fumble recovery ... Was in on six defensive plays, assisting on one tackle, in the season opener against William & Mary ... Saw action on special teams against East Carolina and Georgia Tech ... Recovered a fumble on the opening kickoff of the Western Michigan game and returned it for a touchdown, also adding a tackle and a hurry in the game ... Made a tackle while in on special teams at North Carolina ... Had three tackles while seeing action at linebacker and on special teams against Pitt ... Made his first start against Miami and finished the game with 11 tackles ... Led the Hokies with 14 tackles against Boston College ... Made ten tackles in the win at Duke ... Had 10 tackles, including two sacks, at Wake Forest ... Made two tackles while in on special teams against Virginia ... Had a tackle in the bowl game.

2013

Was redshirted ... Worked on the scout team as a linebacker ... Posted a 365-pound bench press, a 380-pound front squat and a 32.5-inch vertical jump in fall scout team max testing ... Suffered a fractured right scapula late in spring practice that required surgery.

HIGH SCHOOL

Played for Coach Robert Jackson at Salem High ... Listed as the No. 20 inside linebacker in the country and the No. 13 prospect in Virginia by Rivals ... Rated the No. 24 prospect in Virginia by The Roanoke Times ... Ranked as the No. 23 player in Virginia in SuperPrep's preseason issue ... Ranked as the No. 94 outside linebacker in the country and the No. 36 player in his state by

247Sports ... Listed as the No. 24 middle linebacker in the country by Scout ... Ranked as the No. 24 outside linebacker in the country, the No. 48 player in his region and the No. 15 player in the state by ESPN Recruiting Nation ... Selected to play in the Chesapeake Bowl ... A second-team Group AAA all-state selection by Virginia Preps ... A first-team All-Tidewater selection by The Virginian Pilot as a senior after posting 115 tackles, including 21 tackles for loss and eight sacks ... Also had three interceptions and five forced fumbles ... A first-team All-Eastern Region selection at linebacker ... A first-team All-Beach District selection at linebacker ... First-team All-757 ... A two-time All-Tidewater selection ... Had 97 tackles and three interceptions his junior year ... Also played basketball and threw the shot put and discus for the track team.

PERSONAL

Andrew Warren Motuapuaka ... Born June 29, 1995 in Auckland, New Zealand ... Son of Siaosi and Manu Motuapuaka, who are from Tonga and went to school in New Zealand ... Has a younger brother and younger sister ... Family migrated to the U.S. and his father joined the U.S. Army ... Majoring in multimedia journalism.

SEASON	GP	GS	TACKLES				SACKS NO-YDS	PASS DEFENSE				FUMBLES		BLOCKED KICK
			SOLO	AST	TOTAL	TFL-YDS		INT	BU	PD	QBH	RCV	FF	
2014	12	4	27	27	54	4.0-11	2.0-8	0	0	0	1	1	0	0
2015	11	11	41	32	73	11.5-49	4.0-39	1	3	4	4	2	3	0
2016	14	14	52	62	114	5.5-22	2.0-11	3	4	7	5	2	1	0
Career	37	29	120	121	241	21.0-82	8.0-58	4	7	11	10	5	4	0

SEASON	GP	GS	INTERCEPTION RETURNS				FUMBLE RETURNS					
			NO.	YDS	AVG	TD	LONG	NO.	YDS	AVG	TD	LONG
2014	12	4	0	0	0.0	0	0	1	11	11.0	1	11
2015	11	11	1	18	18.0	1	18	2	34	17.0	1	34
2016	14	14	3	0	0.0	0	0	2	79	39.5	1	70
Career	37	29	4	18	4.5	1	18	5	124	24.8	3	70

2016 ACC LEADERS RETURNING IN 2017

TACKLES	PLAYER	TEAM
134	Micah Kizer	Virginia
120	Quin Blanding	Virginia
115	Cole Holcomb	North Carolina
114	Andrew Motuapuaka	Virginia Tech

VIRGINIA TECH RECORD BOOK
MOST DEFENSIVE / SPECIAL TEAMS
TOUCHDOWNS, 1987-PRESENT

TDs	PLAYER	SCORES
7	DeAngelo Hall	5 PRs, 1 FR, 1 INT
5	Macho Harris	4 INTs, 1 KOR
4	Andrew Motuapuaka	3 FRs, 1 INT
	André Davis	4 PRs
3	Greg Stroman	2 PRs, 1 FR
	Five others tied	

MOTUAPUAKA'S CAREER TOUCHDOWNS

DATE	SCORE	OPPONENT	RESULT
9/27/14	11-yard fumble return	Western Michigan	W, 35-17
9/12/15	18-yard INT return	Furman	W, 42-3
10/31/15	34-yard fumble return	at Boston College	W, 26-10
11/26/16	70-yard fumble return	Virginia	W, 52-10

18



**CHASE
MUMMAU**
QB

6-2 · 196 · R-FRESHMAN · MECHANICSVILLE, VA. · LEE-DAVIS

2016

Spent the season redshirting.

HIGH SCHOOL

Coached by Ryan Turnage at Lee-Davis High ... Was named the team captain two years in a row (2014-15) ... Led Lee-Davis High to a regular-season mark of 8-2, making it to the second round of the 5A south playoffs for the first time since 1997 ... Threw for 2,400 yards, 20 passing touchdowns and two rushing touchdowns in his final season at Lee-Davis High ... Earned second team all-conference as a senior and was selected to the Big River Rivalry All-Star game ... Was awarded MVP for the North team at the 2015 Big River Rivalry All-Star game ... Received all-academic team recognition for three straight years ... Was a member of the National Honor Society.

PERSONAL

Chase Michael Mummau ... Born October 17, 1997 in Mechanicsville, Virginia ... Son of Curtis Mummau and DeAnne Butler ... Majoring in property management and real estate.

12



**HENRI
MURPHY**
WR

5-10 · 185 · JUNIOR · PINEBLUFF, ARK. · DOLLARWAY

2016

Played in 13 games ... Carried the ball one time for three yards ... Caught three passes for 29 yards ... Returned 12 kicks for 321 yards and a long of 47 ... Ran the ball once and caught one pass for 12 yards against Liberty ... Caught a pass against Duke for nine yards ... Registered a catch for eight yards versus Georgia Tech ... Returned three kicks versus Notre Dame for 98 yards ... Had two returns against Virginia for 56 yards ... Returned five kickoffs for 108 yards against Clemson in the ACC Championship game ... Registered two returns for 59 yards in the Belk Bowl against Arkansas.

HIGH SCHOOL

Compiled 1,512 all-purpose yards and 20 touchdowns for the Cardinals during his senior season at Dollarway High School ... Two-time 4A state 100- and 200-meter state champion ... Gatorade male track and field athlete of the year for the state of Arkansas ... Holds the 4A state meet record in the 100 (10.70), but ran a 10.66 and a 21.47 in the 100 and 200 respectively in the Meet of Champions ... Posted a career batting average of .385 in baseball.

PERSONAL

Enrolled in university studies.

SEASON	GP	GS	RUSHING					RECEIVING				
			NO	YDS	AVG	LONG	TD	NO	YDS	AVG	LONG	TD
2016	13	0	1	3	3.0	3	0	3	29	9.7	12	0

SEASON	GP	GS	KICK RETURNS				
			NO.	YDS	AVG	TD	LONG
2016	13	0	12	321	26.8	0	47



**HENRI
MURPHY**

20

DEON
NEWSOME
S



5-11 • 191 • R-SENIOR • HAMPTON, VA. • HAMPTON

2016

Played in 12 games ... Made four tackles on the season ... Recorded one tackle in games against Tennessee, Boston College, Virginia and Arkansas.

2015

Played in six games ... Logged 31 plays, seven on offense and 24 on special teams ... Recorded a tackle against NC State ... Appeared in games against Ohio State, Furman, Purdue, East Carolina, N.C. State and Miami.

2014

Played in 12 games ... Logged 229 plays, 81 on offense and 148 on special teams ... Carried the ball 19 times on the season for 93 yards ... Also had seven receptions for 19 yards ... Saw action on offense and special teams in the opener against William & Mary ... Ran the ball four times for 38 yards and returned two kickoffs for 43 yards at Ohio State ... Caught three passes for 13 yards against East Carolina ... Saw action at receiver and on special teams against Georgia Tech and Western Michigan ... Ran the ball twice and caught two passes for 20 total yards, also recovered a fumble at North Carolina ... Contributed on special teams and on offense, running the ball once for 5 yards and returning a kickoff for 9 yards, at Pitt ... Saw action at receiver and returned a kickoff 58 yards against Miami ... Was in at receiver and on special teams against Boston College ... Ran the ball twice for 13 yards at Duke ... Had 10 yards on five rushes at Wake Forest ... Ran the ball once for 8 yards and was also in on ten special teams plays in the win over Virginia ... Was suspended for the Military Bowl against Cincinnati.

2013

Was redshirted ... Worked with the scout team as a wide receiver ... Posted a 300-pound bench press, a 365-pound front squat and a 37.5-inch vertical jump in fall max testing to earn Iron Hokie honors.

HIGH SCHOOL

Played for long-time coach Mike Smith at Hampton High ... Listed as the No. 28 prospect in Virginia by Rivals ... Ranked as the No. 509 overall player in the country by PrepStar ... Rated the No. 29 prospect in Virginia by The Roanoke Times ... Ranked as the No. 24 player in Virginia in SuperPrep's preseason issue ... Ranked as the No. 50 cornerback in the country and the No. 25 player in his state by 247Sports ... Listed as the No. 114 wide receiver in the country by Scout ... Ranked as the No. 120 "athlete" in the country, the No. 130 player in his region and the No. 32 player in the state by ESPN Recruiting Nation ... A first-team All-Eastern Region selection at defensive back and second-team at quarterback ... A first-team All-Peninsula District selection at both quarterback and defensive back ... Named to the Daily Press All-Star Squad as a first-team quarterback after accounting for 2,168 yards (1,141 rushing, 1,027 passing) and 29 touchdowns ... First-team All-757 ... Caught 15 passes for 462 yards and three touchdowns as a receiver his junior year ... Also played running back and carried the ball 40 times for 287 yards and two touchdowns his junior season.

PERSONAL

Deon Javelle Newsome ... Born February 5, 1995 in Newport News, Va. ... Son of Myron Newsome and Aisha Rogers ... Father played football at Tech ... Has two younger brothers and also has two stepsisters and a stepbrother ... Cousin of former Hokie player Tyrel Wilson ... Majoring in residential environments and design.

SEASON	GP	GS	TACKLES				SACKS NO-YDS	PASS DEFENSE				FUMBLES		BLOCKED	
			SOLO	AST	TOTAL	TFL-YDS		INT	BU	PD	QBH	RCV	FF	KICK	
2014	12	0	2	2	4	0.0-0	0.0-0	0	0	0	0	1	0	0	0
2015	6	0	1	0	1	0.0-0	0.0-0	0	0	0	0	0	0	0	0
2016	12	0	1	3	4	0.0-0	0.0-0	0	0	0	0	0	0	0	0
Career	30	0	4	5	9	0.0-0	0.0-0	0	0	0	0	1	0	0	0

SEASON	GP	GS	INTERCEPTION RETURNS					FUMBLE RETURNS					
			NO.	YDS	AVG	TD	LONG	NO.	YDS	AVG	TD	LONG	
2014	12	0	0	0	0.0	0	0	1	0	0.0	0	0	0
2015	6	0	0	0	0.0	0	0	0	0	0.0	0	0	0
2016	12	0	0	0	0.0	0	0	0	0	0.0	0	0	0
Career	30	0	0	0	0.0	0	0	1	0	0.0	0	0	0

SEASON	GP	GS	RUSHING					RECEIVING				
			NO	YDS	AVG	LONG	TD	NO	YDS	AVG	LONG	TD
2014	12	0	19	93	4.9	24	0	7	19	2.7	9	0
2015	6	0	0	0	0.0	0	0	0	0	0.0	0	0
2016	12	0	0	0	0.0	0	0	0	0	0.0	0	0
Career	30	0	19	93	4.9	24	0	7	19	2.7	9	0

SEASON	GP	GS	KICK RETURNS				
			NO.	YDS	AVG	TD	LONG
2014	12	0	11	219	19.9	0	58
2015	6	0	0	0	0.0	0	0
2016	12	0	0	0	0.0	0	0
Career	30	0	11	219	19.9	0	58



DEON
NEWSOME

69

YOSUAH NIJMAN

T



6-7 · 314 · JUNIOR · MAPLEWOOD, N.J. · COLUMBIA

2016

Appeared in all 14 games, making 14 starts.

2015

Appeared in 12 games ... Logged 301 plays during the regular season on the offensive line ... Played 51 snaps against Ohio State ... In on 51 plays against Furman ... Logged 25 at Purdue ... Played 10 snaps at East Carolina ... In on five plays against Pittsburgh ... Logged 18 snaps against N.C. State ... In on 38 snaps at Miami ... In on 21 snaps against Duke ... In on 33 snaps on Boston College ... In on 30 snaps at Georgia Tech .. Logged 11 snaps at North Carolina ... Played eight snaps at Virginia.

2014

Enrolled in January after a semester at Fork Union ... Went through winter testing and spring practice ... Started spring practice as a defensive end, but made the move to offensive tackle ... Posted a 350-pound bench press, a 550-pound squat and a 36-inch vertical jump in spring max testing.

FORK UNION

Signed with Virginia Tech in 2014, but spent a semester at Fork Union ... Enrolled at Tech in January ... Rated the No. 2 Top Prep School Recruit in the country by the 247Sports Composite Rankings, along with the No. 1 defensive tackle and the top prep player in Virginia ... Ranked as the No. 29 player in the state of Virginia by The Roanoke Times.

HIGH SCHOOL

A top-flight shot put competitor at Columbia High ... Played football for Columbia, starting on both sides of the ball ... Earned all-area honors from Worrall Media at Columbia ... Ran a 4.88 40-yard dash at the Nike Combine in high school ... Played in the Phil Simms North-South All-Star Game ... Named first-team all-state for Group 4 in the shot put ... A state champion for the Group 4 level in the shot put.

PERSONAL

Yosuah H. Nijman ... Born Jan. 2, 1996 in Orange, N.J. ... Son of Hesdy and Astra Nijman ... Has an older sister and a younger sister ... His parents are originally from Suriname, a country in South America ... Enrolled in university studies.

SEASON	GP	GS
2015	12	0
2016	14	14
Career	14	26



MIHOTA, NIJMAN PARTICIPATE IN STUDY ABROAD CLASS TO AFRICA

Both Vinny Mihota and Yosuah Nijman were members of the Virginia Tech contingent of 12 students and four faculty members who traveled to Rwanda for roughly 14 days in May. The official designation of the course was UAP 3984: Sport Policy and Society. What Mihota, Nijman and the Hokies experienced was an immersive study abroad course that explored different sectors of international development and how sports can support such development. The course offered authentic and real-world engagement with multiple organizations, providing students the opportunity for personal reflection and transformative learning. This course has traveled to the Dominican Republic and Switzerland over the last five years.

While immersed in the Rwandan culture, the students learned in a classroom setting and also visited multiple organizations and destinations, including: the Rwanda National Olympic Committee, Grassroots Soccer, the Ministry of Culture and Sport, Kigali International Community School (KICS), the Kigali Genocide Memorial, Akagera National Park and Rwanda Youth Clubs for Peace.



67

**PARKER
OSTERLOH**
T



6-8 · 331 · R-SENIOR · WILLIAMSBURG, VA. · WARHILL

2016

Played in nine games, did not make any starts.

2015

Played in 12 games ... Played 102 snaps with 58 on special teams and 44 on offense ... In on three offensive snaps against Ohio State ... Played 23 snaps against Furman ... Played 11 snaps at Purdue ... In on a snap at Miami ... Logged five snaps at Georgia Tech ... Played one snap against North Carolina ... Also appeared on special teams against East Carolina, Pittsburgh, N.C. State, Boston College, Virginia and in the Independence Bowl against Tulsa.

2014

Played in six games ... Logged 13 plays on offense and 10 on special teams ... Was in on seven offensive snaps against William & Mary ... Saw action on four plays on offense against Western Michigan ... Was in on three snaps on offense at North Carolina ... Was in on special teams at Duke ... Was in briefly at the end of the Military Bowl game ... Posted a 340-pound bench press and a 475-pound squat in spring max testing.

2013

Dressed for several games early on, but ended up redshirting while working with the scout team on the offensive line ... Bench pressed 320 pounds and posted a 315-pound power clean in fall scout team max testing.

2012

Did not sign an NLI as he graduated from high school early and enrolled at Virginia Tech in January, 2013 ... Went through off-season workouts with the team ... Got a look at both tackle spots during the spring.

HIGH SCHOOL

Played at Warhill for Coach Billy Jarvis ... Named to the Daily Press All-Star Squad as a first-team offensive lineman ... A first-team All-Bay Rivers District selection ... Second-team All-757 ... Ranked as the No. 548 overall player in the country by PrepStar ... Rated the No. 28 prospect in Virginia by The Roanoke Times ... Ranked as the No. 29 player in the state of Virginia in SuperPrep's preseason issue ... Ranked as the No. 46 offensive tackle in the country and the No. 27 player in his state by 247Sports ... Listed as the No. 48 offensive tackle in the country by Scout ... Ranked as the No. 116 offensive tackle in the country, the No. 168 player in his region and the No. 38 player in the state by ESPN Recruiting Nation ... Caught seven passes for 265 yards as a tight end his junior season.

PERSONAL

Jeffrey Parker Osterloh ... Born September 1, 1994 in St. Louis, Mo. ... Son of Jeff and Betsy Osterloh ... Has a younger brother ... Majoring in environmental science.

SEASON	GP	GS
2013	0	0
2014	5	0
2015	12	0
2016	9	0
Career	26	0

8

**PHIL
PATTERSON**
WR



6-2 · 196 · R-FRESHMAN · VIRGINIA BEACH, VA. · BAYSIDE

2016

Spent the season redshirting.

HIGH SCHOOL

Coached by John White at Bayside ... Ranked as a three-star recruit by Rivals, 247Sports and ESPN ... Listed as No. 39 wide receiver in the country by ESPN ... Rated the No. 17 best recruit in the state of Virginia by 247Sports and No. 20 by Rivals ... Two-way starter who in 2015 finished with 40 receptions for 801 yards and 11 TDs at wide receiver ... Earned a First Team All-Tidewater as a defensive back.

PERSONAL

Majoring in sociology.



**PARKER
OSTERLOH**

STAFF

HOKIES

REVIEW

HISTORY

PROS

BEAMER

MEDIA

27

**SHAWN
PAYNE**
CB



6-3 • 185 • R-JUNIOR • CHESTERFIELD, VA. • L.C. BIRD

2016

Did not see playing time.

2015

Did not see playing time.

2014

Was redshirted ... Posted a 300-pound squat and a 32.5-inch vertical jump in scout max testing.

HIGH SCHOOL

Played for Coach David Bedwell at L.C. Bird High ... Helped lead his team to a state title as a senior ... Caught 22 passes for 331 yards and four touchdowns his final season ... Ranked as the No. 35 player in the state of Virginia by The Roanoke Times ... Ranked as the No. 110 safety in the country and the No. 40 player in his state by 247Sports ... Ranked as the No. 147 "athlete" in the country, the No. 205 player in his region and the No. 40 player in the state by ESPN Recruiting Nation.

PERSONAL

Shawn Ryan Payne ... Born June 17, 1996, in Killeen, TX (Fort Hood) ... Son of Christy Brown, who used to serve in the military ... Has a younger brother and sister ... Enrolled in university studies.

32

**STEVEN
PEOPLES**
RB



5-9 • 219 • JUNIOR • GALAX, VA. • GALAX

2016

Played in all 14 games, making six starts ... Recorded 16 carries for 60 yards and one touchdown ... Caught two passes for 40 yards and one touchdown ... Made two tackles on the season ... Caught a pass against Syracuse for 27 yards ... Made one reception against Miami for 13 yards and a touchdown ... Had two carries for 13 yards against Duke ... Recorded 11 rushes for 32 yards and a touchdown against Notre Dame ... Recorded 15 yards on three carries versus Virginia.

2015

Played in all 13 games ... Recorded five tackles ... Logged 195 snaps, 161 on special teams and 34 on offense during the regular season ... Made two tackles at East Carolina ... Made a tackle against N.C. State ... Had one tackle at Georgia Tech ... Had one tackle at Virginia.

2014

Joined the program in January after spending a semester at Fork Union ... Went

through winter workouts and spring practice ... Posted a 375-pound bench press and a 32-inch vertical jump in spring max testing ... Earned the Frank O. Moseley Award for the most hustle in spring practice.

HIGH SCHOOL

A record setter for Coach Mark Dixon at Galax High ... Ran for 3,078 yards and 44 touchdowns as a senior in 2013 ... Set a VHSL record with 502 rushing yards on 22 carries in a 54-7 victory over Graham ... Named the Timesland Offensive Player of the Year by The Roanoke Times.

PERSONAL

Steven Tyrone Peoples ... Born July 5, 1995 in Galax, Va. ... Son of Tioronda Ravenell and Danny Peoples ... Majoring in human development.

SEASON	GP	GS	RUSHING				RECEIVING					
			NO	YDS	AVG	LONG	TD	NO	YDS	AVG	LONG	TD
2015	13	0	0	0	0.0	0	0	0	0	0.0	0	0
2016	14	6	16	60	3.8	7	1	2	40	20.0	27	1
Career	27	6	16	60	3.8	7	1	2	40	20.0	27	1

SEASON	GP	GS	TACKLES			TFL-YDS	SACKS NO-YDS	PASS DEFENSE				FUMBLES		BLOCKED KICK
			SOLO	AST	TOTAL			INT	BU	PD	QBH	RCV	FF	
2015	13	0	2	3	5	0.0-0	0.0-0	0	0	0	0	0	0	0
2016	14	6	0	3	3	0.0-0	0.0-0	0	0	0	0	0	0	0
Career	27	6	2	6	8	0.0-0	0.0-0	0	0	0	0	0	0	0



**STEVEN
PEOPLES**

80

COLT
PETTIT
TE



6-3 · 365 · R-SOPHOMORE · DESHLER, OHIO · PATRICK HENRY

2016

Played in 14 games, making three starts.

2015

Played in one game ... Logged four snaps on the offensive line against Furman.

2014

Redshirted ... Dressed for several game early on, but sustained an injury in practice the week of the Georgia Tech game ... Underwent season-ending surgery on his left shoulder ... Posted a 485-pound squat in spring max testing.

HIGH SCHOOL

Played for Coach Bill Inselmann at Patrick Henry High ... A first-team Associated Press Division VI All-Ohio team selection at defensive tackle as a senior ... The Co-Defensive Player of the Year in the state his senior season ... A first-team Division V all-Ohio selection as an offensive lineman as a junior ... Listed as the No. 60 prospect in Ohio by Rivals ... Ranked as the No. 38 offensive guard in the country and the No. 32 player in his state by 247Sports ... Listed as the No. 84 offensive guard in the country by Scout ... Ranked as the No. 25 offensive guard in the country, the No. 58 player in his region and the No. 17 player in the state by ESPN Recruiting Nation.

PERSONAL

Born Feb. 19, 1996, in Hamilton, Ohio ... Son of Gregg and Fawn Pettit ... Has an older brother and has an older sister ... Majoring in consumer studies.

SEASON	GP	GS
2014	0	0
2015	1	0
2016	14	3
Career	15	3

74

BRAXTON
PFAFF
OL



6-5 · 303 · R-JUNIOR · LYNCHBURG, VA. · LIBERTY CHRISTIAN ACADEMY

2016

Played in nine games.

2015

Played in two games ... In on 11 snaps, five on special teams and six on offense ... In one four snaps against Furman ... Played two snaps at Purdue.

2014

Was in on five offensive snaps against William & Mary ... Suffered a shoulder injury in practice prior to the North Carolina game ... Had surgery on his shoulder ... Was granted a medical hardship waiver ... Posted a 365-pound bench press and a 530-pound squat in spring max testing.

2013

Signed with the Hokies in 2013, but deferred his enrollment ... Enrolled at Tech in January, 2014 and went through spring practices.

HIGH SCHOOL

Played at Liberty Christian Academy for Coach Frank Rocco ... A member of the ESPN300, ranked 254th ... Played in the Semper Fidelis All-American Bowl ... Selected to play in the Chesapeake Bowl ... A first-team all-state selection by Virginia Preps ... Led his team to two state titles ... Recruited by Cornell Brown.

PERSONAL

Braxton Pfaff ... Born September 22, 1994 in Lynchburg, Va. ... Son of Darren and Fran Pfaff ... Has three younger brothers and a younger sister ... Majoring in human development.

SEASON	GP	GS
2014	1	0
2015	2	0
2016	9	0
Career	12	0



COLT
PETTIT

STAFF

HOKIES

REVIEW

HISTORY

PROS

BEAMER

MEDIA

5

CAM PHILLIPS WR



6-0 • 205 • SENIOR • LAUREL, MD. • DEMATHA

2016

Played in all 14 games making 13 starts ... Recorded 140 rushing yards from 30 attempts ... Had 983 receiving yards from 76 catches including five touchdowns ... Made three tackles, blocked a kick and returned five punts with a long of 15 yards on special teams ... Had 14 rushing yards and 53 receiving yards including a touchdown against Liberty ... Made seven receptions for 77 yards against Tennessee ... Recorded two catches for 53 yards against Boston College ... Had one reception for 55 yards and a touchdown versus ECU ... Blocked a kick against ECU ... Recorded 22 rushing yards and 20 receiving yards versus North Carolina ... Caught three passes for 83 yards against Syracuse ... Recorded seven catches for 64 yards against Miami ... Had a season-long run of 20 yards and 43 rushing yards against Pittsburgh ... Caught six passes for 109 yards versus Pittsburgh ... Had 37 receiving yards against Duke ... Caught 10 passes for 82 yards against Georgia Tech ... Scored a touchdown and had six receptions for 56 yards against Notre Dame ... Made six catches for 87 yards against Virginia including a touchdown ... Had two punt returns for 22 yards including a season-long 15-yarder ... Caught 12 passes for 92 yards against Clemson including one touchdown ... Recorded 16 rushing yards and 115 receiving yards in the Belk Bowl against Arkansas.

2015

Played in all 13 games with 10 starts ... Logged 783 plays, 766 at wide receiver and 17 on special teams during the regular season ... Had 49 catches for 582 yards and two touchdowns ... Had one carry for 24 yards ... Had two catches for four yards against Ohio State ... Had five catches for 86 yards against Furman ... Had three catches for 26 yards at Purdue ... Had three catches for 78 yards at East Carolina ... Had three catches for 20 yards and a touchdown against Pittsburgh ... Had five catches for 60 yards against NC State ... Had four catches for 26 yards at Miami ... Had three catches for 23 yards against Duke ... Had six catches for 87 yards and a touchdown at Boston College ... Had six catches for 95 yards at Georgia Tech ... Had three catches for 31 yards against North Carolina ... Had three catches for 13 yards at Virginia ... Had three catches for 33 yards in the Independence Bowl against Tulsa.

2014

Played in all 13 games, making nine starts ... Was in on 717 plays, 681 at receiver and 36 on special teams ... Finished the season with 40 receptions for 498 yards and three touchdowns ... Caught two passes for 34 yards in the season opener against William & Mary ... Was the lone starting receiver at Ohio State ... Led the Hokies with 89 yards on seven catches and scored the first touchdown of his career against East Carolina ... Caught six passes for 79 yards against Georgia Tech ... Saw action at receiver and on special teams against Western Michigan ... Caught three passes for 47 yards, also adding a 29-yard rush at North Carolina ... Had seven receptions for 59 yards and a touchdown at Pitt ... Caught three passes for 22 yards against Miami ... Brought in three passes for 43 yards against Boston College ... Caught a 19-yard pass and ran the ball three time for 33 yards at Duke ... Had three receptions for 33 yards at Wake Forest ... Caught five passes for 73 yards, including a 36-yard touchdown reception in the third quarter against Virginia.

HIGH SCHOOL

Played football for Coach Elijah Brooks at DeMatha High ... An Offense-Defense All-America Game selection ... A first-team all-state selection who was named the state's offensive player of the year by the media ... A Maryland Consensus All-State selection ... Named the Prince George Gazette's Player of the Year ... An All-Met first-team selection by The Washington Post ... Caught 68 passes for 1,233 yards and 15 touchdowns as a senior and 34 passes for 632 yards

and eight touchdowns as a junior ... Listed as the No. 43 wide receiver in the nation and the No. 7 prospect in Maryland by Rivals ... Ranked as the No. 48 wide receiver in the country and the No. 6 player in his state by 247Sports ... Also competed in the high jump in track.

PERSONAL

Cameron Darnell Phillips ... Born on December 16, 1995, in Charlotte, N.C. ... Son of Raymond Phillips and Toeleeasar Nicholson ... Has two older sisters, a younger sister, and an older brother ... Enrolled in university studies.

SEASON	GP	GS	RUSHING					RECEIVING				
			NO	YDS	AVG	LONG	TD	NO	YDS	AVG	LONG	TD
2014	13	9	5	65	13.0	29	0	40	498	12.5	36	3
2015	13	10	1	24	24.0	24	0	49	582	11.9	60	2
2016	14	13	30	140	4.7	20	0	76	983	12.9	55	5
Career	40	32	36	229	6.4	29	0	165	2063	12.5	60	10

SEASON	GP	GS	PUNT RETURNS				
			NO.	YDS	AVG	TD	LONG
2014	13	9	0	0	0.0	0	0
2015	13	10	0	0	0.0	0	0
2016	14	13	5	34	6.8	0	15
Career	40	32	5	34	6.8	0	15

SEASON	GP	GS	TACKLES		TOTAL	TFL-YDS	SACKS NO-YDS	PASS DEFENSE				FUMBLES		BLOCKED KICK
			SOLO	AST				INT	BU	PD	QBH	RCV	FF	
2014	13	9	1	0	1	0.0-0	0.0-0	0	0	0	0	0	0	0
2015	13	10	1	0	1	0.0-0	0.0-0	0	0	0	0	0	0	0
2016	14	13	0	3	3	1.0-17	0.5-8	0	0	0	0	0	0	1
Career	40	32	2	3	5	1.0-17	0.5-8	0	0	0	0	0	0	1



CAM
PHILLIPS

62

D'ANDRE
PLANTIN
OL



6-5 · 310 · R-SOPHOMORE · NORCROSS, GA. · NORCROSS

2016

Did not see playing time.

2015

Spent the season redshirting.

HIGH SCHOOL

Played at Norcross for Coach Keith Maloof ... Ranked as the No. 123 offensive tackle in the country and the No. 111 player in his state by 247Sports ... Listed as the No. 59 defensive tackle in the country by Scout ... Ranked as the No. 134 offensive tackle in the country by ESPN Recruiting Nation ... Committed to the Hokies on 11/5/2014 ... A first-team all-region team for 7-AAAAA by the coaches as a senior ... A 2014 Gwinnett Daily Post All-County Football Team second-team selection.

PERSONAL

Born Feb. 25, 1997, in Clemson, S.C. ... Son of Tony Plantin and Kiisha Gladden ... Father was a defensive tackle at Clemson (Class of 1996) ... Has two younger sisters ... Majoring in accounting and information systems.

26

JOVONN
QUILLEN
DB



6-0 · 189 · SOPHOMORE · HAMPTON, VA. · HAMPTON

2016

Played in 11 games ... Made three tackles and recovered a fumble ... Made one tackle against Boston College ... Was in on one tackle against North Carolina ... Recovered a fumble versus Pittsburg ... Recorded a tackle against Notre Dame.

HIGH SCHOOL

Coached by Mike Smith at Hampton ... Named the Daily Press' Offensive Player of the Year ... Named Second Team Class 5A All-State – Defensive Back ... Ranked as a three-star athlete by all four major recruiting services ... Listed the No. 19 best athlete prospect in the state of Virginia and the 49th best at his position in his class by 247Sports ... Compiled 2,370 total yards of offense and had 39 touchdowns — 18 rushing, 20 passing and one on an interception return as a safety ... Became the third player in Peninsula District history to both rush and pass for 1,000 yards in a single season.

PERSONAL

Enrolled in university studies.

SEASON	GP	GS	TACKLES			SACKS NO-YDS	PASS DEFENSE				FUMBLES		BLOCKED KICK
			SOLO	AST	TOTAL		TFL-YDS	INT	BU	PD	QBH	RCV	
2016	11	0	1	2	3	0.0-0	0	0	0	0	1	0	0

SEASON	GP	GS	INTERCEPTION RETURNS			FUMBLE RETURNS						
			NO.	YDS	AVG	TD	LONG	NO.	YDS	AVG	TD	LONG
2016	11	0	0	0	0.0	0	0	1	0	0.0	0	0

48

DJ
REID
RB



6-1 · 244 · R-JUNIOR · CHESTER, VA. · THOMAS DALE

2016

Saw time in five games ... Had three rushes for 11 yards against Boston College ... Recorded nine carries for 54 yards against Virginia and a season-long run of 18 yards.

2015

Did not see any playing time.

2014

Was redshirted ... Posted a 320-pound bench press and a 365-pound squat in spring max testing.

FORK UNION

Signed with Virginia Tech in 2013, but spent a year at Fork Union ... Ranked as the No. 4 prep athlete in the country, the No. 1 prep running back in the country and the No. 4 prep player in the state of Virginia by 247Sports.

HIGH SCHOOL

Played for Coach Kevin Tucker at Thomas Dale High ... Selected to play in the Chesapeake Bowl ... An honorable mention All-Metro selection at running back by The Richmond Times-Dispatch ... Rushed for 1,159 yards on 170 carries and scored 10 touchdowns his senior year ... Also caught 10 passes for 190 yards and a score ... Rushed for 1,072 yards on 140 carries and scored 10 touchdowns as a junior ... Listed as the No. 55 "athlete" in the country and the No. 16 prospect in Virginia by Rivals ... Rated the No. 22 prospect in Virginia by The Roanoke Times ... Ranked as the No. 28 player in Virginia in SuperPrep's preseason issue ... Ranked as the No. 234 overall player in the country, the No. 12 "athlete" in the country and the No. 11 player in his state by 247Sports.

PERSONAL

Daniel Lee Reid, Jr. ... Born October 12, 1994 in Virginia Beach, Va. ... Son of Daniel and Wilma Reid ... Has two older sisters and two older brothers ... Enrolled in university studies.

SEASON	GP	GS	ATT	YDS	RUSHING		TD
					AVG	LONG	
2016	5	0	12	65	5.4	18	0



JOVONN
QUILLEN

6

MOOK REYNOLDS DB



6-0 • 186 • JUNIOR • GREENSBORO, N.C. • NORTHERN GUILFORD

2016

Played in all 14 games, making 13 starts ... Totaled 64 tackles on the season with 9.5 tackles for loss and two sacks ... Recorded two interceptions on eight passes defended and forced one fumble ... Had three tackles against Liberty ... Made three stops against Tennessee and made one interception ... Recorded four tackles against Boston College ... Had three tackles against ECU ... Had two tackles versus North Carolina ... Made a season-high nine tackles against Syracuse ... Had three tackles against Miami ... Recorded an interception and six tackles against Pittsburgh ... Had seven stops against Duke ... Had five tackles versus Georgia Tech ... Had five tackles versus Notre Dame ... Forced a fumble and made four tackles against Virginia ... Had five tackles against Clemson ... Recorded five tackles including two sacks against Arkansas in the Belk Bowl.

2015

Played in 13 games, making two starts ... Totaled 294 plays, logging 252 as cornerback and 42 on special teams during the regular season ... Had 30 tackles including 4.0 tackles for loss while recovering two fumbles, one quarterback hurry, one pass breakup and one pass defended ... Made collegiate debut versus Ohio State, tallying two tackles and recovering one fumble ... Appeared in the game against Furman ... Logged one tackle at Purdue ... Earned first collegiate start at East Carolina, collecting four tackles with 1.0 tackle for loss and one fumble recovery ... Posted one tackle against Pittsburgh ... Made two tackles with 2.0 tackles for loss versus NC State ... Broke up and defended one pass each with two tackles at Miami ... Set a career-high eight tackle with 1.0 tackle for loss and a quarterback hurry after starting versus No. 23 Duke ... Appeared in the games at Boston College and Georgia Tech ... Had one tackle

against North Carolina ... Took the field at Virginia ... Made a career-high nine tackles in the Independence Bowl vs. Tulsa.

2014

Enrolled in January after graduating from high school early ... Went through winter workouts and spring practice ... Posted a 300-pound squat in spring max testing ... Earned the Paul Torgersen Award for the top newcomer in spring practice.

HIGH SCHOOL

Led Northern Guilford to a state title as a senior ... A member of the 247Sports Top 247 ... Participated in Nike's The Opening ... A first-team selection to the 2014 NCPreps all-state team ... Named to the Carolina Gridiron Preseason All-Gridiron Team prior to his senior season ... Led Northern Guilford to the North Carolina Group 3AA state championship as a senior ... Tallied 65 tackles and an interception as a senior ... Also caught 54 passes for 1,230 yards and 13 touchdowns as a receiver his senior season ... Had 80 tackles, including 13 for a loss, and three sacks as a junior ... Caught 46 passes for 639 yards and 12 touchdowns his junior season ... Rated as the No. 39 cornerback in the country and the No. 11 player in the state of North Carolina by Rivals ... Listed as the No. 229 player nationally, the No. 29 cornerback in the country and the No. 8 player in the state of North Carolina by 247Sports ... Ranked as the No. 45 "athlete" in the country and the No. 17 player in the state by ESPN Recruiting Nation ... Listed as the No. 76 cornerback in the country and the No. 3 cornerback in North Carolina by Scout.

PERSONAL

Jamon A. Reynolds ... Goes by "Mook" ... Born March 27, 1997 in Greensboro, N.C. ... John and Dwana Reynolds ... Has an older brother and an older sister ... Majoring in human development.

SEASON	GP	GS	TACKLES				SACKS NO-YDS	PASS DEFENSE				FUMBLES		BLOCKED KICK
			SOLO	AST	TOTAL	TFL-YDS		INT	BU	PD	QBH	RCV	FF	
2015	13	2	20	10	30	4.0-17	0.0-0	0	1	1	1	2	0	0
2016	14	13	36	28	64	9.5-44	2.0-19	2	6	8	4	0	1	0
Career	27	15	56	38	94	13.5-61	2.0-19	2	7	9	5	2	1	0

SEASON	GP	GS	INTERCEPTION RETURNS				FUMBLE RETURNS					
			NO.	YDS	AVG	TD	LONG	NO.	YDS	AVG	TD	LONG
2015	13	2	0	0	0.0	0	0	2	17	8.5	0	17
2016	14	13	2	4	2.0	0	3	0	0	0.0	0	0
Career	27	15	2	4	2.0	0	3	2	17	8.5	0	17



MOOK
REYNOLDS



6-1 · 185 · R-FRESHMAN · CAMDEN, N.J. · CAMDEN CATHOLIC

2016

Spent the season redshirting.

HIGH SCHOOL

Coached by Nick Strom at Camden Catholic ... Rated a three-star recruit by 247Sports, Scout and Rivals ... Scout ranks him No. 2 by position in the state of New Jersey, while Rivals has him ranked the No. 21 overall athlete in the state and 247Sports has him No. 28 ... As a quarterback, threw for 1,569 yards and 13 touchdowns his senior season (to only six interceptions) and ran for 262 yards and four scores ... On defense, had 16 tackles, five interception and four pass break-ups ... Was a Second Team All non-public selection.

PERSONAL

Majoring in business.



6-3 · 344 · R-SOPHOMORE · MANASSAS, VA. · STONEWALL JACKSON

2016

Played in 14 games ... Recorded 17 tackles on the season, two quarterback hurries and blocked one kick ... Had three tackles against Tennessee ... Recorded a tackle versus Boston College ... Blocked a kick and made one tackle against ECU ... Made two tackles against North Carolina ... Made one stop against Syracuse ... Recorded two tackles against Miami ... Had two tackles against Georgia Tech ... Recorded a tackle against Notre Dame ... Credited with a quarterback hurry and one tackle against Virginia ... Made two tackles in the ACC Championship versus Clemson.

2015

Spent the season redshirting.

HIGH SCHOOL

Ranked as the No. 19 overall player in the country, the No. 4 defensive tackle in the country, the No. 2 player in his region and the No. 2 player in the state by ESPN Recruiting Nation ... Rated as the No. 39 overall player in the country by PrepStar ... Listed as the No. 174 player nationally, the No. 17 defensive tackle in the country and the No. 10 prospect in Virginia by Rivals ... Rated the No. 6 prospect in Virginia by The Roanoke Times ... Ranked as the No. 162 overall player in the country, the No. 14 defensive tackle in the country and the No. 6 player in his state by 247Sports ... Listed as the No. 138 player nationally and the 15 defensive tackle in the country by Scout ... Named to the PrepStar Dream Team ... A member of the ESPN 300, the Rivals Top 250, the Scout Top 300 and the 247Sports Top 247... Selected to play in the Under Armour All-America Game ... Participated in Nike's The Opening ... A 2014

American Family Insurance All-USA Virginia Football Team selection ... A first-team All-Met selection at defensive line by The Washington Post his final two seasons ... A Class 6A North Region second-team defense selection ... Had 72 tackles, including 25 for loss and three sacks, two fumble recoveries and 10 pass deflections from his nose tackle position as a senior.

PERSONAL

Born July 11, 1997, in Philadelphia, PA ... Son of Tim, Sr., and Paula Settle ... Has an older brother, two younger brothers and a younger sister ... Majoring in communication studies.

SEASON	GP	GS	KICK RETURNS				
			NO.	YDS	AVG	TD	LONG
2016	14	0	2	15	7.5	0	9



STAFF

HOKIES

REVIEW

HISTORY

PROS

BEAMER

MEDIA

24

ANTHONY SHEGOG

LB



6-2 • 225 • R-SENIOR • STAFFORD, VA. • NORTH STAFFORD

2016

Played in all 14 games, making two starts ... Totaled 22 tackles including 3.0 for loss and 1.5 sacks ... Posted one interception, one quarterback hurry, one forced fumble and one fumble recovery ... Made one tackle against Liberty ... Had two tackles against Tennessee ... Recorded four tackles against ECU ... Was in on a tackle in the games against Syracuse and Miami ... Recovered a fumble and made three tackles against Georgia Tech ... Posted one tackle versus Virginia ... Made three tackles against Clemson ... Recorded six tackles, an interception and a forced fumble in the Belk Bowl against Arkansas.

2015

Played in 13 games, making five starts ... Tallied 29 tackles with 0.5 tackles for loss while recovering two fumbles, two pass breakups and two passes defended ... Recovered one fumble against Ohio State ... Appeared in the game versus Furman ... Notched one tackle at Purdue and East Carolina ... Took the field against Pittsburgh ... Had one tackle versus NC State ... Played at Miami ... Recorded a quarterback hurry against No. 23 Duke ... Made first collegiate start at Boston College, tallying three tackles ... Collected four tackles with one pass breakup and pass defended each after starting at Georgia Tech ... Recorded a career-high eight tackles and one fumble recovery with a start against North Carolina ... Started at Virginia, making four tackles and 0.5 tackles for loss ... Started and had seven tackles in the Independence Bowl vs. Tulsa.

2014

Played in six games, making one start ... Was in on 57 plays, 16 on defense and 41 on special teams ... Had three tackles on the season ... Saw action on defense against East Carolina ... Was in on special teams at Pitt and at Duke ... Was in on 10 plays on special teams at Wake Forest ... Made a tackle while in on 13 special teams plays against Virginia ... Got the start against Cincinnati in the Military Bowl, playing 12 snaps on defense and 12 on special teams.

2013

Was redshirted ... Worked with the scout team ... Post a 35-inch vertical jump in fall scout team max testing.

HIGH SCHOOL

Played for Coach Joseph Mangano at North Stafford ... Rated the No. 16 prospect in Virginia by The Roanoke Times ... Ranked as the No. 18 player in Virginia in SuperPrep's preseason issue ... Ranked as the No. 68 safety in the country and the No. 31 player in his state by 247Sports ... Ranked as the No. 46 "athlete" in the country, the No. 55 player in his region and the No. 17 player in the state by ESPN Recruiting Nation ... Listed as the No. 62 safety in the country by Scout ... Committed to the Hokies on March 13, 2012 ... A first-team Group AAA all-state selection by Virginia Preps ... Named the All-Area Player of the Year by the Fredericksburg Free Lance-Star ... Scored 16 touchdowns his senior year, including two on defense and two on punt returns ... Compiled 1,111 yards of total offense, had 63 tackles, five forced fumbles, five fumble recoveries, two interceptions and blocked three extra point kicks ... Five of his eight rushing touchdowns covered 56 yards or more, including a 97-yard score against Potomac ... Had scoring touchdowns of 41 and 51 yards ... Earned first-team All-Commonwealth District and first-team All-Northwest Region honors two years in a row.

PERSONAL

Anthony Darnell Shegog ... Born July 24, 1995 in San Diego, Calif. ... Son of Darnell and Theresea Shegog ... Father serves in the Navy, and the family lived in San Diego and Hawaii before moving to northern Virginia to be closer to

the Pentagon ... Has an older sister and an older brother ... Sister, Chay, was an All-ACC basketball player at the University of North Carolina ... Majoring in communication studies.

SEASON	GP	GS	TACKLES				SACKS NO-YDS	PASS DEFENSE				FUMBLES		BLOCKED KICK
			SOLO	AST	TOTAL	TFL-YDS		INT	BU	PD	QBH	RCV	FF	
2014	6	0	1	2	3	0.0-0	0.0-0	0	0	0	0	0	0	0
2015	13	5	16	13	29	0.5-1	0.0-0	0	2	2	1	2	0	0
2016	14	2	9	13	22	3.0-14	1.5-9	1	3	4	1	1	1	0
Career	33	7	26	28	54	3.5-15	1.5-9	1	5	6	2	3	1	0

SEASON	GP	GS	INTERCEPTION RETURNS					FUMBLE RETURNS						
			NO.	YDS	AVG	TD	LONG	NO.	YDS	AVG	TD	LONG		
2014	6	0	0	0	0.0	0	0	0	0	0.0	0	0	0	0
2015	13	5	0	0	0.0	0	0	2	0	0.0	0	0	0	0
2016	14	2	1	0	0.0	0	0	1	0	0.0	0	0	0	0
Career	33	7	1	0	0.0	0	0	3	0	0.0	0	0	0	0

40

TREY SKEENS

RB



5-11 • 220 • R-SOPHOMORE • WYTHEVILLE, VA. • GEORGE WYTHE

2016

Did not see time on the field.

2015

Spent the season redshirting.

HIGH SCHOOL

Played football at George Wythe High for Coach Brandon Harner ... A first-team all-state selection as a senior ... First-team all-region and all-conference as a senior ... Named All-Timesland Sizzling Sophomore as a sophomore ... Helped his team win the state championship in 2012 ... Set the school record for rushing yards in a game with 302 ... Ran for 4,880 yards and 52 touchdowns in his high school career.

PERSONAL

Richard Wayne Skeens III ... Born October 8, 1996 in Radford, Va. ... Son of Danielle and Ricky Skeens... Has two younger brothers, Reid and Camden ... Majoring in crop soil and environmental science.



46

JOEY
SLYE
K



5-11 • 215 • SENIOR • STAFFORD, VA. • NORTH STAFFORD

2016

Played in all 14 games ... Went 20-of-27 on field goals with a long of 47 yards and went 58-59 on PATs ... Had 93 kickoffs with 73 touchbacks ... Scored 118 total points on the season ... Went 0-of-1 on field goals against Arkansas in the Belk Bowl and 5-of-5 on PATs ... Went 5-of-5 on PATs against Clemson ... Went 1-of-2 on field goals against Virginia and 7-of-7 on PATs ... Went 2-of-2 on field goals at Notre Dame and 4-of-4 on PATs ... Went 2-of-2 on PATs against Georgia Tech ... Went 1-of-2 on field goals at Duke and 3-of-3 on PATs ... Went 6-of-6 on field goals at Pittsburgh and 3-of-3 on PATs ... Went 3-of-4 including a season-long 47 yarder against Miami and went 4-of-4 on PATs ... Went 1-of-2 on field goals at Syracuse and 0-of-1 on PATs ... Went 2-of-2 at North Carolina and 4-of-4 on PATs ... Went 1-of-1 on field goals against ECU and 7-of-7 on PATs ... Was 7-of-7 on PATs against Boston College ... Went 1-of-2 on field goals in the game against Tennessee and 3-of-3 on PATs ... Went 2-of-3 on field goals against Liberty and went 4-of-4 on PATs.

2015

Played in all 13 games ... Logged 116 plays on special teams during the regular season ... Went 23-of-30 on field goals with a long of 48 yards and went 41-of-42 on PATs ... Had 71 kickoffs with 51 touchbacks ... Went 1-of-2 on field goals and 3-of-3 on extra points against Ohio State ... Went 3-of-3 on extra points against Furman ... Went 3-of-4 on field goals and 6-of-6 on PATs at Purdue ... Went 4-of-4 on PATs at East Carolina ... Went 2-of-2 on field goals against Pittsburgh with a long of 48 yards ... Went 4-of-4 on PATs against NC State ... Went 2-of-2 on field goals and 2-of-2 on PATS ... Went 3-of-4 on field goals and 2-of-2 on PATs against Duke ... Went 4-of-4 on field goals and 2-of-2 on PATs at Boston College ... Went 1-of-2 on field goals and 2-of-3 on extra points at Georgia Tech ... Went 2-of-3 on field goals and 3-of-3 on PATS at North Carolina ... Went 3-of-3 on field goals including the game-winner and 2-of-2 on PATs at Virginia ... Went 2-of-2 on field goals and 7-of-7 on extra points in the Independence Bowl vs. Tulsa.

2014

Played in all 13 games ... Logged 83 plays ... Was 20-for-28 on field goals with a long of 49 yards and was 33-for-34 on PATs ... Went 4 for 4 on PATS and added a pair of field goals in the season opener against William & Mary ... Went 5 for 5 on PATs and averaged 58.3 yards on six kickoffs to help the Hokies upset Ohio State on the road ... Kicked off four times for a 61.8-yard average, also going 3 for 3 on PATs against East Carolina ... Made three field goals, including one from 42 yards, and also kicked off three times against Georgia Tech ... Made a 37-yarder in the first quarter and a 27-yarder in the fourth against Western Michigan, also adding three PATs ... Went 4 for 4 on PATs and added a pair of field goals at North Carolina ... Was 3 for 3, including a 42-yard field goal, and also made his only PAT attempt of the game at Pitt ... Was in on one play against Miami ... Made a 27-yard field goal and also kicked off twice against Boston College ... Put a 35-yard field goal through the uprights at the end of the third quarter and kicked off four times at Duke ... Made a 28-yard field goal in overtime, but was unable to convert on a 53-yard attempt in the second overtime at Wake Forest ... Put the Hokies on the board with a 22-yard field goal and made all three PATs, and also kicked off three times, against Virginia ... Set a new Military Bowl record by making all four field goals against Cincinnati ... Set a new Tech bowl record, and a new Military Bowl record, with a 49-yard field goal ... Was named to ESPN.com's all-bowl team ... A Super Iron Hokie in the weight room ... Posted a 355-pound bench press and a 335-pound front squat in spring max testing.

HIGH SCHOOL

Played at North Stafford High for Coach Joe Mangano ... Lettered four times ... Connected on four field goals as a senior, including a 46-yarder, and 80 percent of his kickoffs went for touchbacks ... Earned all-conference, all-region, all-state and all-area honors as a kicker and linebacker ... Named The Free Lance-Star's male high school athlete of the year ... In his only high school track season, finished all-state in both the shot put and discus, placing fifth and eighth in the events at the state meet, respectively ... Played soccer for three years, helping lead his team to a state title.

PERSONAL

Joseph David Slye ... Born April 10, 1996 in Albuquerque, N.M. ... Son of David and Laura Slye ... Older brother, A.J., passed away in February, 2014, after a battle with leukemia ... In the spring of 2017, participated in The Leukemia & Lymphoma Society's "Man & Woman of the Year" competition in which candidates for the honor raise money for LLS blood cancer research ... Hosted a fundraiser at the Virginia Tech Indoor Practice Facility on April 23, 2017 that also featured a "Be The Match" event – a group that collects swabs of people's cheeks of those possibly interested in donating bone marrow. The event fit in perfectly with Slye's event since many with leukemia or other blood cancers need bone marrow transplants. ... Majoring in human nutrition, foods and exercise.

SEASON	GAMES	FIELD GOALS										EXTRA POINTS MADE-ATT	TOTAL POINTS
		MADE-ATT	PCT	1-19	20-29	30-39	40-49	50+	LONG	BLKD			
2014	13	20-28	71.4	0-0	10-10	6-8	4-6	0-4	49	2	33-34	93	
2015	13	23-30	76.7	0-0	2-2	8-9	13-16	0-3	48	0	41-42	110	
2016	14	20-27	74.1	0-0	12-12	7-8	1-6	0-1	47	1	58-59	118	
Career	40	63-85	74.1	0-0	24-24	21-25	18-28	0-8	49	3	132-135	321	

SEASON	GAMES	KICKOFFS				
		NO.	YDS	AVG	TD	OB
2014	13	27	1,626	60.2	5	1
2015	13	74	4,707	63.6	51	0
2016	14	93	6,001	64.5	73	0
Career	40	194	12,334	63.6	129	1

ACTIVE ACC SCORING LEADERS

POINTS	PLAYER	TEAM
321	K Joey Slye	Virginia Tech
307	K Michael Badgley	Miami
251	K Greg Huegel	Clemson

2016 ACC LEADERS RETURNING IN 2017

POINTS	PLAYER	TEAM
126	QB Lamar Jackson	Louisville
118	K Joey Slye	Virginia Tech
116	K Michael Badgley	Miami
113	K Greg Huegel	Clemson

VIRGINIA TECH RECORD BOOK MOST POINTS, CAREER

POINTS	PLAYER	YEARS
371	K Shayne Graham	1996-99
336	RB Lee Suggs	1999-02
321	K Joey Slye	2014-present
310	K Brandon Pace	2003-06

VIRGINIA TECH RECORD BOOK MOST MADE FIELD GOALS, CAREER

POINTS	PLAYER	YEARS
68	K Shayne Graham	1996-99
63	K Joey Slye	2014-present
58	K Brandon Pace	2003-06
47	K Chris Kinzer	1985-88

79

TYRELL SMITH OL



6-3 · 295 · R-SOPHOMORE · NORTH BRUNSWICK, N.J. · DON BOSCO PREP

2016

Appeared in all 14 games.

2015

Spent the season redshirting.

2014

Enrolled at Tech in January after a semester at prep school ... Went through winter workouts and spring practice ... Posted a 355-pound bench press and a 405-pound squat in spring max testing.

CUSHING ACADEMY

Signed with Virginia Tech in 2014, but spent a semester at Cushing Academy in Massachusetts.

HIGH SCHOOL

Played at Don Bosco Prep for Coach Greg Toal ... A 2013 All-New Jersey second-team selection ... A first-team all-state selection by the Star-Ledger following his senior season ... A second-team all-state choice by MSG Varsity as a senior ... Listed as the No. 27 prospect in New Jersey by Rivals coming out of high school ... Ranked as the No. 125 offensive tackle in the country and the No. 44 player in his state by 247Sports ... Listed as the No. 56 offensive guard in the country by Scout ... Ranked as the No. 84 offensive tackle in the country, the No. 140 player in his region and the No. 29 player in the state by ESPN Recruiting Nation.

PERSONAL

Tyrell A. Smith ... Born July 22, 1996 in New Brunswick, N.J. ... Son of Fred Smith and Sandra Robinson ... Has a younger sister ... Majoring in sociology.

SEASON	GP	GS
2016	14	0



TYRELL
SMITH

3

GREG STROMAN CB



6-0 · 174 · SENIOR · BRISTOW, VA. · STONEWALL JACKSON

2016

Played in 11 games, making nine starts ... Recorded 681 yards on special teams during the season ... Had 25 punt returns for 221 yards and one touchdown with a long of 87 ... Returned 22 kickoffs for 460 yards and a long of 37 ... Also recorded two punts for 80 yards ... Made 13 tackles, had three interceptions, broke up 10 passes and blocked one kick ... Made two tackles and had two interceptions against Liberty ... Made two stops against Boston College ... Returned a punt for a touchdown versus ECU ... Had one tackle and one interception against North Carolina ... Also recorded two punts against the Tar Heels with a long of 45 yards ... Had four kick returns with a season-long 37 yarder against Syracuse ... Had one tackle against Miami and Pittsburgh ... Blocked a field goal attempt against Duke ... Broke up two passes against Clemson in the ACC Championship ... Appeared in the Belk Bowl against Arkansas.

2015

Played in 13 games, making six starts ... Logged 452 yards, including 101 on special teams, 33 on offense, and 318 on defense during the regular season ... Had 27 punt returns for 109 yards while tallying 24 tackles, 0.5 tackles for loss, two interceptions ... Had seven carries for 12 yards ... Started, recording two tackles and one punt return against Ohio State ... Made one tackle versus Furman ... Returned a career-high of five punt returns with four tackles in his start at Purdue ... Collected five tackles with one punt return after a start at East Carolina ... Returned one punt against Pittsburgh ... Started versus N.C. State, making two punt returns and four carries for nine yards ... Had two punt returns versus both Miami and Duke ... Had one carry for four yards against Duke ... Made one tackle with four returns and an interception at Boston College ... Logged two punt returns at Georgia Tech ... Started versus North Carolina making five tackles with two returns ... Tallied three punt returns and tackles each at Virginia ... Started and had three tackles as well as four punt returns for 132 yards and a career-long return of 67 yards in the Independence Bowl against Tulsa.

2014

A second-team all-state selection by The Roanoke Times as a return specialist ... Played in all 13 games, starting one ... Saw most of his action as Tech's main punt returner ... Averaged 6.9 yards per return ... Had three tackles on defense ... Also had two rushes and caught a pass ... Logged 136 plays, 26 on defense, eight on offense and 136 on special teams ... Saw action on defense and special teams in the opener against William & Mary ... Returned two punts for 35 yards in the win at Ohio State ... Returned five punts for 40 yards against East Carolina ... Was in on one defensive play, and returned four punts against Georgia Tech ... Returned five punts for 58 yards and also saw action at corner against Western Michigan ... Was in on 14 special teams plays at North Carolina ... Returned three punts for 47 yards at Pitt ... Saw action on punt return against Miami and Boston College ... Made a tackle while in on special teams at Duke ... Returned a pair of kickoffs at Wake Forest ... Returned two punts and made a tackle while in on 13 special teams plays against Virginia ... Was all over the field in the Military Bowl win over Cincinnati, playing offense, defense and special teams ... Carried the ball twice, picking up 17 yards on one rush ... Caught a pass and recovered a fumble that he returned for a touchdown ... Had an 88-yard punt return for a touchdown in the spring game.

HIGH SCHOOL

Played football for Coach Mike Dougherty at Stonewall Jackson High ... An Offense-Defense All-America Game selection ... A first-team 6A all-state

selection by VirginiaPreps at "athlete" as a senior ... The Conference 8 offensive player of the year as well ... An All-Met honorable mention selection by The Washington Post ... Rushed for 1,233 yards and 15 touchdowns on 133 carries while passing for 1,544 yards and 17 touchdowns on 92 of 167 passes ... Totaled 2,777 yards and 32 touchdowns ... Ranked as the No. 22 player in the state of Virginia by The Roanoke Times ... Ranked as the No. 127 athlete in the country and the No. 45 player in his state by 247Sports ... Listed as the No. 61 cornerback in the country by Scout ... Ranked as the No. 174 athlete in the country, the No. 228 player in his region and the No. 44 player in the state by ESPN Recruiting Nation ... Also ran track.

PERSONAL

Gregory O'Neill Stroman, Jr. ... Born March 8, 1996, in Warrenton, Va. ... Greg, Sr., and Priscilla Stroman ... Has a younger brother and a younger sister ... Majoring in consumer studies.

SEASON	GP	GS	TACKLES				SACKS NO-YDS	PASS DEFENSE				FUMBLES		BLOCKED KICK
			SOLO	AST	TOTAL	TFL-YDS		INT	BU	PD	QBH	RCV	FF	
2014	13	1	2	1	3	0.0-0	0	1	1	0	0	0	0	0
2015	13	6	16	8	24	0.5-1	0.0-0	2	5	7	0	0	0	0
2016	11	9	7	6	13	0.0-0	0.0-0	3	10	13	0	0	0	1
Career	37	16	25	15	40	0.5-1	0.0-0	5	16	21	0	0	0	1

SEASON	GP	GS	INTERCEPTION RETURNS				FUMBLE RETURNS						
			NO.	YDS	AVG	TD	LONG	NO.	YDS	AVG	TD	LONG	
2014	13	1	0	0	0.0	0	0	0	0	0	0	1	12
2015	13	6	2	-2	-1.0	0	0	0	0	0	0	0	0
2016	11	9	3	0	0.0	0	0	0	0	0	0	0	0
Career	37	16	5	-2	-0.4	0	0	0	0	0	0	1	12

SEASON	GP	GS	KICK RETURNS				
			NO.	YDS	AVG	TD	LONG
2014	13	1	1	18	18.0	0	18
2015	13	6	0	0	0.0	0	0
2016	11	9	22	460	20.9	0	37
Career	37	16	23	478	20.8	0	37

SEASON	GP	GS	PUNT RETURNS				
			NO.	YDS	AVG	TD	LONG
2014	13	1	36	249	6.9	0	38
2015	13	6	31	241	7.8	1	67
2016	11	9	25	221	8.8	1	87
Career	37	16	92	711	7.7	2	87

SEASON	GAMES	NO.	YDS	PUNTING						
				AVG	LNG	TB	FC	I20	50+	
2014	13	0	0	0.0	0	0	0	0	0	0
2015	13	0	0	0.0	0	0	0	0	0	0
2016	11	2	80	40.0	45	0	0	1	0	0
Career	37	2	80	40.0	45	0	0	1	0	0

SEASON	GP	GS	NO	YDS	AVG	LONG	TD	RECEIVING				
								NO	YDS	AVG	LONG	TD
2014	13	1	2	4	2.0	17	0	1	6	6.0	6	0
2015	13	6	7	12	1.7	6	0	0	0	0.0	0	0
2016	11	9	0	0	0.0	0	0	0	0	0.0	0	0
Career	37	16	9	16	1.8	17	0	1	6	6.0	6	0

GIVING BACK AT BELK BOWL & MORE

The Hokies embrace Virginia Tech's spirit of Ut Prosim on a year-round basis. During the 2016-17 academic year, members of the football team participated in 240 hours of community service activities. In November, the team packed small toys, school supplies and toiletries into shoeboxes as part of Operation Christmas Child. Samaritan's Purse, a faith-based relief organization, sponsors the initiative and ships the shoeboxes to underprivileged children all over the world.

Throughout the year, the Hokies are frequent visitors to local elementary schools and can frequently be found supporting local law enforcement efforts and hosting a variety of special guests at practice and home events.

During the team's stay in Charlotte for the Belk Bowl, members of the squad traveled to the Second Harvest Food Bank to help unpack supplies for those in need. In addition, a group of 23 players, head coach Justin Fuente and defensive coordinator Bud Foster visited the Levine Children's Hospital. The group handed out miniature footballs, signed autographs, posed for photographs and sang karaoke to the lyrics of the likes of Taylor Swift and Justin Bieber, but it was a rousing version of "Let It Go" from the Frozen soundtrack that truly made the visit a party.



87



**COLTON
TAYLOR**
LS

6-1 · 222 · R-SENIOR · SALEM, VA. · SALEM

2016

Appeared in 13 games.

2015

Played in five games ... Appeared in games Furman, Purdue, North Carolina, Virginia and the Independence Bowl against Tulsa ... Was in on 15 plays on special teams during the regular season at long snapper.

2014

Was the back-up long and short snapper, but did not appear in any games ... Posted a 275-pound bench press and a 445-pound squat in spring max testing.

2013

Dressed for several games late in the season, but didn't see any action on the field ... Set a new specialist record for the program with a 36.5-inch vertical jump in spring testing.

2012

An invited walk-on graduated high school early and enrolled at Virginia Tech in January, 2013 ... Went through off-season workouts with the team.

HIGH SCHOOL

Lettered three times for Coach Stephen Magenbauer at Salem High School.

PERSONAL

Colton Austin Taylor ... Born April 3, 1994 in Salem, Va. ... Son of Greg and Jackie Taylor ... Has an older sister ... Majoring in human development.

SEASON	GP	GS
2016	13	0

96



**JIMMIE
TAYLOR**
DT

6-2 · 250 · R-FRESHMAN · JACKSONVILLE, N.C. · SOUTHWEST-ONSLow

2016

Played in two games ... Made a tackle in his collegiate debut against Liberty ... Made one tackle versus Tennessee.

HIGH SCHOOL

Coached by Phil Padgett and Charlie Dempsey at Southwest-Onslow ... Ranked the No. 36 player in the state of North Carolina and the No. 74 overall as a defensive end in the country by ESPN ... Listed No. 27 by position in the country and No. 24 in the state by 247Sports ... Scout ranks him the fourth-best defensive end in the state and No. 124 in the country, while Rivals lists him overall at No. 24 in the state and No. 27 overall by position... As a junior, had 71 tackles, 15.5 sacks and 11 more tackles for a loss at Southwest Onslow High.

PERSONAL

Jimmie Lee Taylor, IV ... Born April 19, 1998 in Fort Worth, Texas ... Son of Jimmy Lee Taylor, III ... Has an older sister, Jazsman, and a younger brother, Kenneth ... Majoring in BIT.

SEASON	GP	GS	TACKLES				SACKS NO-YDS	PASS DEFENSE				FUMBLES		BLOCKED KICK
			SOLO	AST	TOTAL	TFL-YDS		INT	BU	PD	QBH	RCV	FF	
2016	2	0	0	2	2	0.5-1	0.0-0	0	0	0	0	0	0	0



**COLTON
TAYLOR**

57

WYATT
TELLER
G



6-5 · 300 · R-SENIOR · BEALETON, VA. · LIBERTY

2016

Played in all 14 games, making 12 starts ... Started the Belk Bowl against Arkansas.

2015

Played in all 13 games with 12 starts at left guard ... Played 919 snaps during the regular season including 851 on offense and 68 on special teams ... Played 71 snaps against Ohio State ... Logged 57 plays against Furman ... Played 72 snaps at Purdue ... Played 83 snaps at East Carolina ... In on 55 snaps against Pittsburgh ... Played 64 snaps against N.C. State ... In on 55 snaps at Miami ... Played 106 snaps against Duke ... Logged 71 snaps at Boston College ... In on 69 snaps at Georgia Tech ... Had 87 snaps against North Carolina ... Played 61 snaps at Virginia ... Started the Independence Bowl against Tulsa.

2014

A second-team all-state selection by The Roanoke Times ... Played in all 13 games, starting the last six games ... Logged 629 plays, 567 on offense and 62 on special teams ... Was in on 20 offensive snaps, while also contributing on special teams in the opener against William & Mary ... Saw action on special teams in the win at Ohio State and against East Carolina ... Was in on one offensive snap while also contributing on special teams against Georgia Tech ... Had four knockdowns while in on 41 offensive plays against Western Michigan ... Was in on 27 plays on offense, making four knockdowns, and also contributed on special teams at North Carolina ... Was in on 46 plays on offense at Pitt ... Logged 57 plays in his first offensive start against Miami ... Had 10 knockdowns while in on all 78 plays on offense against Boston College ... Didn't miss a snap at Duke and finished the game with 11 knockdowns ... Was in on all 70 snaps at Wake Forest ... Had nine knockdowns while in on all 79 plays on offense against Virginia ... Was in on 69 snaps against Cincinnati in

the Military Bowl ... Posted a 430-pound bench press and a 560-pound squat in spring max testing.

2013

Started as a defensive end, but moved to offensive tackle in the preseason ... Dressed for several games early in the season, but ended up redshirting while working with the scout team on the offensive line ... Bench pressed 405 pounds, squatted 410 pounds and posted a 27.5-inch vertical jump in fall scout team max testing to earn Iron Hokie honors ... Followed that up in the spring with a monster showing in the spring max testing ... Earned Super Iron Hokie honors after posting a 370-pound push jerk, a team-high 600-pound back squat, a team-high 385-pound power clean and a 420-pound bench press ... Moved to offensive guard in the spring.

HIGH SCHOOL

Played for Coach Chris Watts at Liberty High ... Listed as the No. 59 overall prospect in the country, the No. 6 strongside defensive end overall and the No. 8 prospect in Virginia by Rivals ... Rated the No. 11 prospect in Virginia by The Roanoke Times ... Ranked as the No. 10 player in Virginia in SuperPrep's preseason issue ... Ranked as the No. 110 overall player in the country, the No. 9 strongside defensive end in the country and the No. 6 player in his state by 247Sports ... Listed as the No. 28 defensive tackle in the country by Scout ... Ranked as the No. 35 defensive tackle in the country, the No. 60 player in his region and the No. 19 player in the state by ESPN Recruiting Nation ... A U.S. Army All-America Game selection ... A second-team 247Sports All-American ... A preseason SuperPrep All-American ... The state's defensive player of the year for the Group AA level, as voted on by the VHSCA ... A first-team Group AA all-state selection by both the VHSCA and Virginia Preps ... Totaled over 120 total tackles, including 11 sacks, and forced four fumbles ... Earned Defensive Player of the Year honors in Region II and the Evergreen District ... Recorded 85 tackles, including 27 for a loss, 9.5 sacks and four forced fumbles his junior year ... Also had three interceptions and five blocked kicks his junior year.

PERSONAL

William Wyatt Teller ... Born Nov. 21, 1994 in Manassas, Va. ... Son of Richard and Cheryl Teller ... Has an older brother and three older sisters ... Majoring in property management.

SEASON	GP	GS
2013	0	0
2014	13	6
2015	13	12
2016	14	12
Career	30	40



WYATT
TELLER

39

**TYRONE
THORNTON**
DB



5-9 · 198 · R-SOPHOMORE · BOSTON, MASS. · NEWTON SOUTH

2016

Did not see time on the field.

2015

Spent the season redshirting.

HIGH SCHOOL

Played football at Newton South High School for coach Ted Delicandro ... Also ran track at Newton South for coach Ted Norton ... Named DCL All-Star and ran the 4 x 100-meter dash as well as the 100-meter dash.

PERSONAL

Tyrone C. Thornton ... Born September 4, 1995 in Boston, Mass. ... Son of Hazel and Tyrone Thornton ... Has two sisters, Achantel and Shanay ... Majoring in construction engineering and management.

58

**ZACK
TRESER**
LB



6-5 · 218 · R-SOPHOMORE · BLACKSBURG, VA. · BLACKSBURG

2016

Did not see time on the field.

2015

Spent the season redshirting.

HIGH SCHOOL

Played football at Blacksburg High School for coach David Crist, earning three varsity letters ... Was a two-time all-conference player, including a first team linebacker as a senior ... Als, was on the Panthers' swimming and diving team, earning three top four finishes in the state in diving and was a member of the school-record setting 200 free relay team.

PERSONAL

Zachary Steven Treser ... Born August 19, 1996 in Pittsburgh, Pa. ... Son of Steve and Katherine Treser ... Has an older brother, Tommy, a younger brother, Erik, and a younger sister, Heidi ... Majoring in general biosciences.



8

**RICKY
WALKER**
DT



6-2 • 298 • R-JUNIOR • HAMPTON, VA. • BETHEL

2016

Played in all 14 games making four starts on the season ... Made 28 tackles, 6.5 tackles for loss and 1.5 sacks ... Had four pass breakups and four quarterback hurries ... Recorded two kick returns for 19 yards on special teams ... Had one tackle versus Tennessee ... Recorded three stops against Boston College ... Had three tackles against ECU ... Made a stop against North Carolina ... Recorded four tackles versus Syracuse ... Registered a 0.5 sack against Miami along with three tackles ... Had three tackles against Pittsburgh ... Made two stops including one sack against Duke ... Had four tackles against Georgia Tech ... Made one tackles in games against Notre Dame and Virginia ... Recorded two stops versus Clemson ... Returned two kicks against Arkansas in the Belk Bowl for 19 yards.

2015

Spent the season redshirting.

2014

Played in 11 games ... Logged 160 plays, 99 coming on defense and 61 on special teams ... Recorded nine tackles on the season, including one for a loss ... Was in on eight defensive plays against East Carolina ... Saw action on special teams against Georgia Tech ... Was in on 22 defensive plays while also contributing on special teams ... Saw action on nine plays on defense at North Carolina ... Helped on a sack while contributing on defense and special teams against Pitt ... Made two tackles while in on 13 plays on defense against Miami ... Had a tackle while in on defense against Boston College ... Was in on 13 plays on defense and 10 special teams plays at Duke ... Saw action on defense and special teams at Wake Forest ... Made three tackles while contributing on defense and special teams against Virginia ... Had a tackle in the bowl game win over Cincinnati ... Posted a 375-pound bench press in spring max testing.

HIGH SCHOOL

Played for Coach Bubba Hooker at Bethel High ... A member of the ESPN300 ... A Semper Fidelis All-America Game selection ... A second-team 6A all-state selection by VirginiaPreps at offensive lineman ... A Newport News Daily Press All-Star two straight years ... Missed two games his senior season due to injury ... Recorded 73 tackles, including 15 for loss and 11 sacks, his final season ... A first-team All-757 selection by Recruit757.com ... Had 70 tackles and 11 sacks as a junior ... Ranked as the No. 10 player in the state of Virginia by The Roanoke Times ... Listed as the No. 19 defensive tackle in the nation and the No. 9 prospect in Virginia by Rivals ... Ranked as the No. 25 defensive tackle in the country and the No. 11 player in his state by 247Sports ... Listed as the No. 38 defensive tackle in the country by Scout ... Ranked as the No. 299 overall player in the country, the No. 23 defensive tackle in the country, the No. 31 player in his region and the No. 11 player in the state by ESPN Recruiting Nation.

PERSONAL

Richard Dano Walker, Jr. ... Born April 18, 1996, in Newport News, VA ... Son of Richard Walker, Sr., and Asia Garcia ... Has an older brother, a younger brother, and two younger sisters ... Majoring in sociology.

SEASON	GP	GS	TACKLES				SACKS NO-YDS	PASS DEFENSE				FUMBLES		BLOCKED KICK
			SOLO	AST	TOTAL	TFL-YDS		INT	BU	PD	QBH	RCV	FF	
2014	11	0	1	8	9	1.0-5	0.0-0	0	0	0	0	0	0	0
2016	14	4	10	18	28	6.5-25	1.5-14	0	4	4	4	0	0	0
Career	25	4	11	26	37	7.5-30	1.5-14	0	4	4	4	0	0	0

SEASON	GP	GS	NO.	YDS	KICK RETURNS		
					AVG	TD	LONG
2014	11	0	0	0	0.0	0	0
2016	14	4	2	19	9.5	0	11
Career	25	4	2	19	9.5	0	11

53

**TRENT
YOUNG**
LB



5-10 • 217 • R-JUNIOR • RICHMOND, VA. • DOUGLAS FREEMAN

2016

Did not see playing time.

2015

Appeared in six games ... Was in on 21 special teams plays during the regular season ... Played on special teams against Ohio State, Furman, Purdue, North Carolina, Virginia and the Independence Bowl against Tulsa.

2014

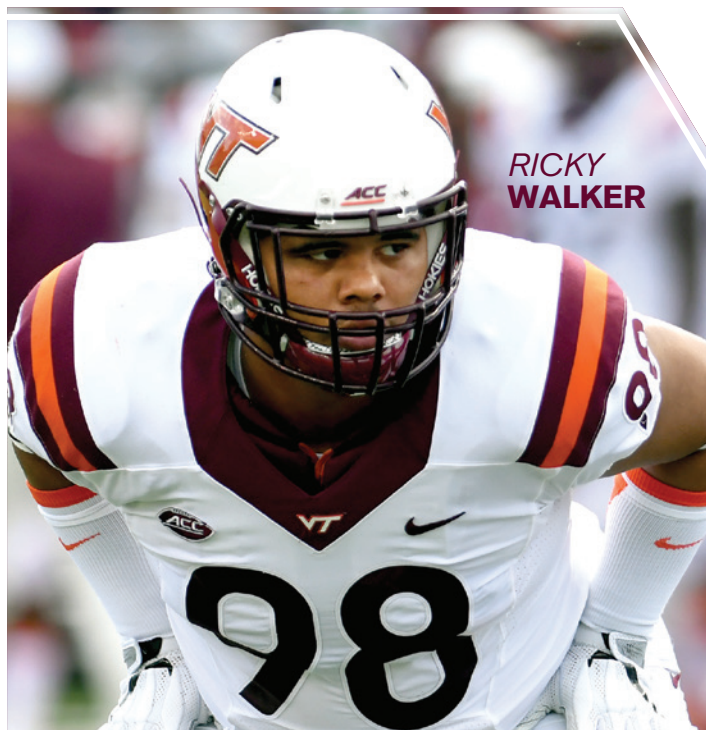
Was redshirted ... Posted a 320-pound bench press and a 465-pound squat in spring max testing.

HIGH SCHOOL

Played at Douglas Freeman High for Coach Mike Henderson ... A second-team all-state selection ... Also made first-team All-Metro and first-team all-region ... The 5A South/Conference 11 Player of the Year ... Also played baseball for four seasons.

PERSONAL

Cameron Trent Young Jr. ... Born January 19, 1996 in Salem, Va. ... Son of Cam and LeAnn Young ... Has one sibling, Merritt ... Father played football at Virginia Tech ... Majoring in finance.



**RICKY
WALKER**

STAFF

HOKIES

REVIEW

HISTORY

PROS

BEAMER

MEDIA

2017 NEWCOMER PROFILES

23

**RAYSHARD
ASHBY**
LB

5-10 · 233 · FRESHMAN · CHESTERFIELD, VA. · L.C. BIRD

HIGH SCHOOL

Coached by David Bedwell at L.C. Bird High School ... 2016 5A all-state first-team player and 5A state defensive player of the year ... 117 solo tackles, with 49 assists, 31 tackles for loss, 25 sacks, three interceptions, five blocked kicks, three defensive touchdowns, five forced fumbles and four fumble recoveries as a senior ... Had 141 total tackles, 93 solo, with 19 tackles for a loss and 14.5 sacks, earning defensive player of the year honors in Region 5A South as a junior ... Registered 100-plus tackles in all four seasons of high school ... Two-time All-Metro pick ... Richmond Times-Dispatch Defensive Player of the Year as a senior.

PERSONAL

Son of Robert and Sonya Ashby ... Has one brother, Rajon ... Born May 16, 1999 in Chesterfield, Virginia ... Majoring in finance.

42

**COLE
BLAKER**
TE



6-3 · 227 · FRESHMAN · NARROWS, VA. · NARROWS

HIGH SCHOOL

Four-year letterwinner while playing for Coach Kelly Lowe at Narrows ... Finished his senior season throwing for 1,166 yards and 16 touchdowns, while adding 1,403 yards on the ground and 13 more scores ... In his career, threw for 5,165 yards and 59 touchdowns ... Was a two-time first team all-conference player, while earning all-region and all-state as a quarterback after his senior season ... Set 14 school records ... Also competed on the track team, earning two letters as a jumper ... Was the region's triple jump champion as a sophomore and holds the school's record in the event ... Earned three letters while playing basketball.

PERSONAL

Son of Lee Blaker and Tina Blaker ... Born on March 18, 1999 in Bluefield, West Virginia ... Has two brother, Chad and Chase, and one sister, Cristin.

91

**OSCAR
BRADBURN**
P



6-1 · 196 · FRESHMAN · SYDNEY, AUSTRALIA. · SYDNEY SECONDARY COLLEGE
SYDNEY SECONDARY COLLEGE

Attended the Blackwattle Bay campus ... Played Australian Rules Football for Sydney Swans Academy ... Trained at ProKick Australia, a training facility in Melbourne.

PERSONAL

Son of Garry and Michelle Bradburn ... Born on June 8, 1997 in Sydney ... Has a brother, Cameron, and a sister, Sienna ... Plans on majoring in finance.

53

**AIDEN
BROWN**
OL



6-2 · 265 · FRESHMAN · SILVER SPRING, MD. · BULLIS

HIGH SCHOOL

Named to Under Armour's Big 33 "ELITE 100" team ... Was a finalist to play for Team Maryland in the in the Big 33 Football Game ... 2016 first-team All-Interstate Athletic Conference ... Played for Team Washington in the 2016 Crab Bowl All-Star Game ... Played his first two years at St. John's High School in Washington, D.C. before transferring to Bullis High School coached by Pat Cilento ... Also threw the shot put and lettered twice in track and field under Coach Joe Lee.

PERSONAL

Son of Leigh Giles-Brown and Errol Brown ... Born on October 4, 1998 in Washington, D.C. ... Has two brothers, Quentin and Isaiah ... Father played football at Lehigh ... Majoring in business.



**AJ
BUSH**

6 **AJ BUSH**
QB



6-4 · 223 · R-JUNIOR · ATLANTA, GA. · NORCROSS

IOWA WESTERN CC

Played in 10 games ... Passed for 602 yards and three touchdowns ... Ran the ball for 265 yards and five scores.

NEBRASKA

Redshirted as a true freshman ... Did not see action in two seasons.

HIGH SCHOOL

Helped lead Norcross High School to a state title in the 6A ranks ... Completed 139 of 259 passes for 2,101 yards and 16 touchdowns as a senior ... Rushed for 764 yards and 13 touchdowns ... As a junior at Milton High School, helped lead the Eagles to the first round of the 6A playoffs after rushing for almost 900 yards and passing for 1,000 yards ... Won the Elite 11 Golden Gun accuracy challenge.

PERSONAL

Son of Alvin and Karen Bush ... Born on January 26, 1996 ... Has two brothers, James and Donnish, and one sister, Jasmine ... Father played football at San Diego State.

JAMES CLARK
WR

5-10 · 181 · R-SENIOR · NEW SMYRNA BEACH, FLA. · NEW SMYRNA BEACH

OHIO STATE

Played in 28 games with the Buckeyes over two seasons ... Played in all 13 games as a redshirt sophomore ... Registered six catches for 47 yards ... Caught a pair of passes at Oklahoma and had a season-long 12-yard reception at Wisconsin ... Also ran on the track team where he was a part of the second-fastest 4x100-meter relay team in school history.

HIGH SCHOOL

First-team Florida 6A all-state selection by the Miami Herald as a senior ... Totaled 87 receptions for 1,954 yards and 29 total touchdowns during his prep career at New Smyrna Beach High School.

PERSONAL

Son of Jessie Clark ... has an older brother, Jonathan, and an older sister, Camilya.

35 **ZION DEBOSE**
DE

6-3 · 239 · FRESHMAN · SALISBURY, N.C. · NORTH ROWAN

HIGH SCHOOL

No. 2 defensive end in the state of North Carolina as rated by Scout ... Ranked

as the No. 14 player in the state by ESPN ... Played for head coach Ben Hampton ... Had 20 sacks, 27 tackles for loss, 85 total tackles, 41 hurries, three forced fumbles, four fumble recoveries and two blocked punts as a senior ... Named the county's defensive co-player of the year and a first-team all-state and all-county selection ... Two-time conference defensive player of the year after racking up more than 200 tackles, 124 solo, 31.5 sacks, seven forced fumbles, four recoveries and 82 tackles for loss.

PERSONAL

Son of Lorenzo and Jill Debose ... Born on January 31, 1999 ... Has a brother, Koby, and a sister, Leeana ... Majoring in architecture.

15 **DRAKE DEIULIIS**
TE

6-5 · 231 · FRESHMAN · CHARLOTTE, N.C. · PROVIDENCE

HIGH SCHOOL

Caught 71 passes for 1,140 yards and 14 touchdowns in three seasons at Providence High School under head coach Brad Bowles ... Rushed for 856 yards and six scores and added five touchdown passes ... Big 22 North Carolina State Player of the Year candidate ... Two-time all-conference selection ... Lettered in basketball.

PERSONAL

Son of BC and Frank Deluliis ... Has two brothers, Bryce and Quinn ... Majoring in business ... Father played football at Clemson ... Grandfather, Bill Barbary, played football at Clemson.

60 **SILAS DZANSI**
OL



6-5 · 308 · FRESHMAN · WOODBRIDGE, VA. · C.D. HYLTON

FORK UNION

Dzansi spent the 2016 season at Fork Union Military Academy playing for head coach John Shuman.

HIGH SCHOOL

Played for head coach Tony Lilly at C.D. Hylton High School ... Played left tackle and racked up 56 tackles on defense ... 2015 second-team All-Conference 4 selection on the offensive line ... Honorable Mention All-Conference 4 on the defensive line ... Started playing football his sophomore year.

PERSONAL

Son of Rhonda Sanderson and Richard Dzansi ... Has one sister, Jazmyn ... Born on June 13, 1998.

STAFF

HOKIES

REVIEW

HISTORY

PROS

BEAMER

MEDIA

13

**CALEB
FARLEY**
WR



6-2 • 192 • FRESHMAN • HICKORY, N.C. • MAIDEN

HIGH SCHOOL

Southern District 7 Player of the Year ... Second team all-state quarterback behind teammate Hendon Hooker ... Set a Maiden school record for rushing in a single season with 2,574 yards ... Added 37 touchdowns on the ground to go along with 1,776 passing yards and 21 touchdowns playing for head coach Will Byrne ... His 58 total touchdowns in a single season ranks third in North Carolina history ... Set the state record for touchdowns in a game twice, in back-to-back games, with eight in each ... Threw for 1,831 yards and 20 touchdowns and rushed for 1,534 yards and 18 touchdowns as a junior ... His 124 career touchdowns ranked sixth in the state's record book at the time of his graduation.

PERSONAL

Son of Robert and Robin Farley ... Born November 2, 1998 ... Has one brother, Joshua ... Brother competed in track and field at Appalachian State ... Anticipates majoring in business or real estate.

45

**TYJUAN
GARBUIT**
DE

6-1 • 214 • FRESHMAN • FREDERICKSBURG, VA. • RIVERBEND

HIGH SCHOOL

Consensus four-star recruit as rated by ESPN, Scout and 247Sports ... No. 2 defensive end in the state of Virginia by Scout and No. 3 in the East Region ... No. 8 player in the state by 247Sports.com and No. 9 in the state by ESPN ... Played for head coach Tony DeMarco ... Collected 68 tackles, 33 solo, with seven sacks, seven forced fumbles and two fumble recoveries as a senior ... Also rushed for 211 yards and registered 554 receiving yards with nine touchdowns ... 2016 USA Today all-state second-team honoree on the defensive line ... All-conference 4 football first-team selection at both wide receiver and defensive end.

53

**J'BRIL
GLAZE**
DL

6-1 • 269 • FRESHMAN • TAMPA, FLA. • JEFFERSON

HIGH SCHOOL

Played for head coach Jeremy Earle at Jefferson High School ... Earned honorable mention All-Hillsborough County as a senior ... Finished his senior season with 32 tackles, seven for a loss and added three sacks for 33 yards and a forced fumble ... First-team All-Western Conference ... First-team Hillsborough County All-Star ... Had 38 tackles, six TFL, two sacks, a forced fumble and two fumble recoveries as a junior ... Also lettered in basketball and lacrosse.

PERSONAL

Son of Treacy Murphy and James Glaze ... Born on October 3, 1998 in Tampa, Florida ... Has two brothers, Zion and Jaquin, and a sister, Janice ... Majoring in business.

53

**JAYLEN
GRIFFIN**
LB

6-1 • 246 • FRESHMAN • ROME, GA. • ROME

HIGH SCHOOL

Played for head coach John Reid at Rome High School ... First-team 5A All-State by the Georgia Sportswriters ... Honorable Mention 5A All-State by the Atlanta Journal-Constitution ... News-Tribune All-Area first-team ... Helped lead Rome to the 2016 5A state championship, the first in school history ... Finished with 87 tackles, 17 TFLs, two picks, three forced fumbles and one defensive touchdown as a senior.

PERSONAL

Son of Tyrone and Labretha Griffin ... Has three brothers, Ja'Kolbi, Ja'Quon and Jamious, and one sister, Breana ... Majoring in computer software engineering.

35

**HEZEKIAH
GRIMSLEY**
WR

6-0 • 180 • FRESHMAN • WILLIAMSBURG, VA. • LAFAYETTE

HIGH SCHOOL

Played for head coach Andy Linn at Lafayette High School ... Earned all-state honors on offense, defense and special teams as a senior ... 2016 Virginia Gazette Football Player of the Year ... 2016 USA Today all-state second-team ... Totaled 949 receiving yards and 12 touchdowns ... Returned six kick offs for touchdowns ... 4A first-team all-state selection at wide receiver and a second-team selection at defensive back as a junior ... Caught a Bay Rivers District-best 38 passes for 1,065 yards and 13 touchdowns ... Was the district's top punt returner, averaging 24.6 yards per punt return and scored three times ... Added seven interceptions at the defensive back position, returning two for a touchdown.



**DAMON
HAZELTON**
WR

6-2 • 213 • SOPHOMORE • BALTIMORE, MD. • FRANKLIN

BALL STATE

Made an appearance in 11 games with seven starts at wide receiver ... Led the team with four touchdown receptions ... Finished second on the team with 51 receptions and 505 receiving yards ... Earned first collegiate start Sept. 17 versus Eastern Kentucky ... Piled up six catches for 52 yards and a score against ECU ... Notched season highs in both receptions (12) and receiving yards (102) at Toledo on Nov. 16 ... His longest catch (28 yards) of the season set up a field goal against Northern Illinois on Oct. 1.

HIGH SCHOOL

Earned three letters from head coach Anthony Burgos at Franklin High ... Second-team all-state and all-metro at wide receiver ... MVP of the Turkey Bowl as a sophomore ... Registered 31 catches for 536 yards and 12 scores as a senior.

PERSONAL

Damon Antonio Hazelton Jr. ... Born February 28, 1997 ... Son of Lisa Pearsall ... has a sister, Damisha, who played a year of collegiate volleyball at Salisbury University, and a brother.

4

**JALEN
HOLSTON
RB**

5-11 · 217 · FRESHMAN · STOCKTON, GA. · STOCKBRIDGE

HIGH SCHOOL

Rated as a four-star recruit by ESPN ... Two-time all-state 5A selection ... Rushed for 4,071 rushing yards for Stockbridge High School during his high school career ... Rushed for more than 1,300 yards in back-to-back seasons ... Averaged 7.4 yards per carry and scored 41 total touchdowns ... Ran for more than 1,300 yards and 15 touchdowns as a senior ... Helped head coach Kevin Whitley and the Tigers finish with a 13-1 overall record ... Scored 13 rushing touchdowns and ran for 1,361 yards as a junior.

PERSONAL

Son of Edith Darden and Bevan Holston ... Born on September 2, 1998 in Columbia, South Carolina ... Has a brother, Cedric, and six sisters – Mytia, Breanca, Tanisha, Myesha, Jada and Jestina ... Aspires to work in sports medicine.

2

**HENDON
HOOKER
QB**



6-4 · 212 · FRESHMAN · GREENSBORO, N.C. · DUDLEY

HIGH SCHOOL

Played for head coach Steven Davis at Dudley ... Hooker passed for 6,027 passing yards and 55 touchdowns and rushed for 2,975 yards with 48 touchdowns ... Three-time all-conference selection ... Two-time Associated Press All-State team ... All-State Player of the Year by NC Preps ... Two-time state champion ... Named the 2016 championship game MVP after accounting for six TDs ... Finished his career as Dudley's all-time leading passer ... Scored more than 1,000 points in basketball and was a three-time All-Metro conference.



**HENDON
HOOKER**

7

**DEVON
HUNTER
DB**

6-2 · 215 · FRESHMAN · CHESAPEAKE, VA. · INDIAN RIVER

HIGH SCHOOL

A five-star recruit as rated by Scout and a four-star by ESPN and 247Sports ... Rated as the No. 1 safety in the state by Scout and the No. 3 player in the state by ESPN and 247Sports ... Played for head coach Glenwood Ferebee at Indian River High School ... First-team All-Atlantic Conference and second-team All-5A South Region pick at defensive back ... Finished with 86 tackles ... Rushed for 1,223 yards and 24 touchdowns and added 350 receiving yards and four scores ... Selected to play in the U.S. Army All-American Bowl.

PERSONAL

Son of Shanon Hunter and Brian Hunter ... Born on October 30, 1997 ... Has a younger sister and younger brother ... Majoring in marketing.

38

**RICO
KEARNEY
LB**



6-0 · 230 · FRESHMAN · JACKSONVILLE, FLA. · MANDARIN

HIGH SCHOOL

A four-year letterwinner at Mandarin High School for head coaches Quinn Gray and Brian Braddock ... Finished his career with 240 tackles, 40 TFLs and 18 sacks ... Rushed for 1,217 yards with 23 touchdowns ... Two-time All-Gateway Conference ... First-team Class 8A all-state selection as a junior ... Had 102 tackles, 16 tackles for a loss and seven sacks in 2015.

PERSONAL

Son of Anthony Kearney and Angela Hayes ... Has two brothers, Amilio and Anthony, and one sister, Marissa ... Cousin Chris Terry played football at Alabama State.

29

**DALTON
KEENE
TE**



6-4 · 240 · FRESHMAN · LITTLETON, COLO. · CHATFIELD

HIGH SCHOOL

Four-year letterwinner for head coach Brett McGatlin at Chatfield High School ... Played tight end, running back and linebacker ... First-team all-state and academic first-team all-state ... All lettered in track and field.

PERSONAL

Son of Wesley and Stacy Keene ... Born on April 14, 1999 in St. Louis, Missouri ... Has a brother, Trey, and a sister, Kailey ... Brother played baseball and football at Northern Colorado ... Majoring in building construction.

STAFF

HOKIES

REVIEW

HISTORY

PROS

BEAMER

MEDIA

88



**KALIL
PIMPLETON**
WR

5-8 • 170 • FRESHMAN • MUSKEGON, MICH. • MUSKEGON

HIGH SCHOOL

2016 Muskegon Chronicle's Football Player of the Year ... One of five finalists for the MLive.com Michigan High School Football Player of the Year award ... 2015 Muskegon Chronicle's Offensive Player of the Year ... Produced more than 2,800 total yards and 43 touchdowns for the Big Reds in his career ... Played for head coach Shane Fairfield ... Rushed 139 times for 1,512 yards and 24 touchdowns, was 41 of 75 passing for 772 yards and 14 touchdowns, caught 22 passes for 317 yards and two scores as a senior ... Had 11 punt returns for 241 yards and three touchdowns ... As a junior, he was a 1,000-yard rusher and passer and accounted for 27 touchdowns.

PERSONAL

Son of Tawana Brown ... Has five sisters – Kirsten, Kaylyn, Romara, Karmen Brown and Shaundria Robinson ... Majoring in human development.

98



**ROBERT
PORCHER IV**
DE

6-1 • 259 • FRESHMAN • ORLANDO, FLA. • DR. PHILLIPS

HIGH SCHOOL

Played for head coach Rodney Wells at Dr. Phillips High School ... Totaled 104 tackles, 40 tackles for a loss, 17 sacks – a school single-season record – two fumble recoveries and an interception as a senior ... Orlando Sentinel's 2016 Defensive Player of the Year ... Left with the school record with 28 career sacks ... Turned in 92 tackles and 11 sacks as a junior.

PERSONAL

Son of Robert Porcher III and Kim Porcher ... Born on July 14, 1998 in Detroit, Michigan ... Has two sisters, Morgan and Mallory ... Father played 12 seasons for the Detroit Lions and was a three-time Pro Bowl selection ... Majoring in business.

58



**NATE
PROCTOR**
DE

6-2 • 224 • FRESHMAN • INDIAN HEAD, MD. • LACKEY

HIGH SCHOOL

A consensus four-star recruit as rated by ESPN, Scout and 247Sports ... Rated as the top linebacker in the state of Maryland by Scout ... No. 2 player in the state by ESPN and the No. 4 player in the state by 247Sports ... Named to the 2016 All-USA Maryland Football Team ... Played in the 2017 Under Armour All-America game ... Finished his high school career with 205 total tackles, 133 solo, 19 sacks and 55 tackles for a loss ... 2016 All-SMAC ... Two-time consensus all-state ... Washington Post All-Met second-team in 2015 ... Played for head coach John Lush at Lackey High School.

98

[@VT_Football](#) [@HokiesFB](#) [HokiesFB](#) [hokiesports](#)

PERSONAL

Son of Nathan and Re'Gina Proctor ... Born on July 20, 1998 in La Plata, Maryland ... Has one sister, Taylor ... Majoring in engineering.

16



**DYLAN
RIVERS**
LB

6-1 • 230 • FRESHMAN • SHERANDO, VA. • SHERANDO


HIGH SCHOOL

A consensus four-star recruit as rated by ESPN, Scout and 247Sports ... No. 1 linebacker in Virginia by Scout, the No. 7 player in the state by 247Sports and the No. 14 player in the state by ESPN ... Led the area with 102 total tackles, including 13 for loss, as a senior ... Caught 21 passes for 346 yards and seven touchdowns ... 2016 Conference 21 West Defensive Player of the Year ... First-team all-region 4A West selection ... Second-team Group 4A all-state ... Played for head coach Bill Hall at Sherando High School.

PERSONAL

Son of Philip and Christy Rivers ... Has a brother, Josh, and a sister, Jessi ... Born on August 11, 1998 in Raleigh, North Carolina ... Majoring in engineering.

9



**SEAN
SAVOY**
WR

5-9 • 189 • FRESHMAN • WASHINGTON, DC. • WOODROW WILSON

HIGH SCHOOL

Played for head coach Mark Martin at Woodrow Wilson High School ... Registered 949 receiving yards, 320 rushing yards and 22 total touchdowns as a senior ... 2016 D.C. Touchdown Club Player of the Year ... Offensive MVP of the 2016 DCIAA championship game ... Two-time All-Met ... Caught 71 passes for 1,351 yards on offense, had five interceptions on defense and scored 26 total touchdowns, including two on kick returns.

PERSONAL

Son of John and Lashawn Savoy ... Has three brothers and one sister ... Born on July 26, 1999.

29



**ISHMIEL
SEISAY**
DB

5-9 • 194 • FRESHMAN • SPRINGFIELD, VA. • ST. STEPHEN'S & ST. AGNES

IOWA WESTERN CC

Spent the 2016 season with current Tech teammate AJ Bush at Iowa Western.

HIGH SCHOOL

Seisay played for Coach Bernard Joseph and was a three-year letterwinner for the Saints ... Career stats include more than 2,000 passing yards and 600 rushing yards as the team's starting quarterback ... Accounted for 35 touchdowns.

PERSONAL

Brother Mo played at Nebraska and just completed his third NFL season.

37

**DEVANTE
SMITH
DB**

6-1 • 198 • FRESHMAN • MANASSAS, VA. • STONEWALL JACKSON

HIGH SCHOOL

Played for head coach Darryl Robinson at Stonewall Jackson High School ... Played in just two games as a senior before tearing his ACL ... Threw for almost 500 yards and five touchdowns and rushed for close to 300 yards as a junior ... Rushed 22 times for 101 yards, caught four passes for 63 yards and was 13 for 28 with one interception and 140 yards as a passer in 2014.

PERSONAL

Son of Sherry and Myrl Smith ... Has three brothers and four sisters ... Born on November 1, 1998 in Fairfax, Virginia ... Undecided on major.

82

**LEGITUS
SMITH
TE**

6-3 • 285 • FRESHMAN • FITZGERALD, GA. • FITZGERALD

HIGH SCHOOL

Played for head coach Jason Strickland at Fitzgerald High School ... Three-time GHSA All-Region honoree ... Caught seven passes for 132 yards in five games with two touchdowns as a senior ... 2015 2A first-team all-state by the Atlanta Journal-Constitution ... Second-team all-state selection by the Georgia State Writers.

28

**BRYCE
WATTS
DB**

6-1 • 185 • FRESHMAN • TOMS RIVER, N.J. • TOMS RIVER NORTH

HIGH SCHOOL

Was listed as the top cornerback in the state of New Jersey and the fifth-best cornerback in the east region by Scout.com ... 2016 All-Group 5 first-team by NJ.com ... Second-team all-state by NJ12 Varsity ... Defensively, he finished with 75 total tackles, 53 solo, with 5.0 tackles for loss. Watts added two interceptions and 19 pass defenses along with seven fumble recoveries to his totals ... Earned three varsity letters for head coach Dave Oizerowitz at Toms River North High School ... Watts had 412 career rushing yards, 1,336 receiving yards and has 17 total touchdowns.

PERSONAL

Son of Christopher Watts and Melanie Hester ... Has three brothers and two sisters ... Mother and stepfather ran track at Rutgers ... Born on May 26, 1998 ... Majoring in criminal justice.

44

**TERIUS
WHEATLEY
RB**

6-0 • 189 • FRESHMAN • ANN ARBOR, MICH. • PIONEER

HIGH SCHOOL

Spent the 2016 season at Fork Union Military Academy playing for head coach John Shuman ... Played his senior season at Pioneer High School for head coach Jari Brown ... Played for four different high schools as he followed his father, Tyrone – a 10-year NFL veteran and one of Michigan’s top running backs in program history – to various coaching stops ... Excelled on the track team, finishing second in the long jump (23-10.75) and sixth in the high jump (6-05.00) at the 2016 Division 1 state meet ... Broke school records in the indoor and outdoor long jump events en route to earning the 2016 Ann Arbor News Boys Track athlete of the year award.

PERSONAL

Son of Tyrone Wheatley and Kimberly Wheatley ... Born on August 9, 1998 in Ridgewood, New Jersey ... Has two brothers – TJ and Tyrique – and two sisters – Tiana and Tamari ... Undecided on major.

5

**RYAN
WILLIS
QB**

6-4 • 218 • JUNIOR • OVERLAND PARK, KAN. • BISHOP MIEGE

KANSAS

Played two seasons for the Jayhawks ... Started the final eight games of his freshman season ... Threw for a Kansas freshman record 1,719 yards with nine touchdowns ... Threw for a touchdown in six-straight contests ... Played in seven games as a sophomore with two starts ... Threw for 811 yards and three touchdowns.

HIGH SCHOOL

Rated as a three-star prospect by Rivals and 247Sports.com coming out of Bishop Miege HS ... Played for head coach Jon Holmes at BMHS... Threw for 5,986 yards and 65 touchdowns during his two seasons as the Stags’ starting quarterback ... Named to the Wichita Eagle’s Top 11 All-State team and was an All-Class 4A first-team selection in 2014 ... Helped his team to an unblemished 13-0 record and a 2014 Class 4A state title after completing 179-of-283 passes for 3,003 yards and 35 touchdowns ... Also ran 52 times for 182 yards and four touchdowns ... Eastern Kansas League Player of the Year as a senior and was also named a finalist for the Simone Award ... Concluded his junior season in 2013 with 174 completions for 2,983 yards and 31 touchdowns on his way to a his second-straight first-team All-Eastern Kansas League selection and an Honorable Mention All-State bid.

PERSONAL

Son of Lois and Steve Willis ... Has two older sisters, Lauren and Abby... Father, Steve, played football at Kansas State ... Mother, Lois, competed in track and field at Iowa State ... Sister, Lauren, played basketball at Oklahoma ... Sister, Abby, played basketball at Saint Louis University.

STAFF

HOKIES

REVIEW

HISTORY

PROS

BEAMER

MEDIA

2017 VIRGINIA TECH ROSTERS

NUMERICAL

No.	Name	Pos.
2	Hendon Hooker	QB
2	Tyree Rodgers	DB
3	Greg Stroman	CB
4	Jalen Holston	RB
4	Tim Settle	DT
5	Cam Phillips	WR
5	Ryan Willis	QB
6	AJ Bush	QB
6	Mook Reynolds	DB
7	Devon Hunter	DB
8	Phil Patterson	WR
8	Ricky Walker	DT
9	Khalil Ladler	DB
9	Sean Savoy	WR
11	Jack Click	QB
11	Houshun Gaines	DE
12	Henri Murphy	WR
13	Caleb Farley	WR
14	Tavante Beckett	LB
15	Drake Deluliis	TE
16	Coleman Fox	RB
16	Dylan Rivers	LB
17	Divine Deablo	DB
17	Josh Jackson	QB
18	Raymon Minor	DE
18	Chase Mummau	QB
19	Hezekiah Grimsley	WR
20	Deon Newsome	S
21	Reggie Floyd	S
23	Rayshard Ashby	LB
22	Terrell Edmunds	S
24	Anthony Shegog	LB
26	Jovonn Quillen	DB
27	Shawn Payne	CB
28	Bryce Watts	DB
29	Dalton Keene	TE
29	Ishmiel Seisay	DB
30	Jordan Jefferson	WR
31	Brandon Facyson	CB
32	Steven Peoples	RB
33	Deshawn McCleese	RB
34	Travon McMillian	RB
35	Erikk Banks	CB
35	Zion Debose	DE
36	Adonis Alexander	CB
37	Devante Smith	DB
38	Rico Kearney	LB
39	Sean Daniel	WR
39	Tyrone Thornton	DB
40	Emmanuel Belmar	DE
40	Trey Skeens	RB
41	Jaylen Griffin	LB
41	John Jennings	DB
42	Cole Blaker	TE
43	Xavier Burke	DL

ALPHABETICAL

No.	Name	vi	Pos.	Ht.	Wt.	Cl.	Hometown	High School/Last School
36	Adonis Alexander	2	CB	6'3"	197	Jr.	Charlotte, N.C.	Independence
23	Rayshard Ashby	-	LB	5'10"	233	Fr.	Chesterfield, Va.	L.C. Bird
63	Daniel Bailey	-	OL	6'3"	300	r-So.	Abingdon, Va.	Abingdon
35	Erikk Banks	-	CB	5'10"	177	r-Sr.	Coeburn, Va.	Eastside
14	Tavante Beckett	-	LB	5'10"	225	So.	Chesapeake, Va.	Indian River
40	Emmanuel Belmar	1	DE	6'2"	240	r-Fr.	Suwanee, Ga.	Collins Hill
42	Cole Blaker	-	TE	6'3"	227	Fr.	Narrows, Va.	Narrows
91	Oscar Bradburn	-	P	6'2"	196	Fr.	Sydney, Australia	Sydney Secondary College
53	Aiden Brown	-	OL	6'2"	265	Fr.	Silver Spring, Md.	Bullis School
43	Xavier Burke	-	DL	6'3"	279	r-So.	Lawrenceville, Va.	Brunswick
6	AJ Bush	-	QB	6'4"	223	r-Jr.	Atlanta, Ga.	Norcross
52	Austin Cannon	-	OL	6'2"	310	r-Fr.	Mechanicsville, Va.	Atlee/Fork Union
86	C.J. Carroll	1	WR	5'8"	168	r-Jr.	Olney, Md.	Our Lady of Good Counsel
65	Matt Christ	-	OL	6'3"	273	r-So.	Sterling, Va.	Dominion
61	Kyle Chung	-	OL	6'3"	295	Sr.	Ponte Vedra Beach, Fla.	Ponte Vedra
	James Clark	-	WR	5'10"	181	R-Jr.	New Smyrna Beach, Fla.	Ohio State
11	Jack Click	-	QB	6'3"	212	r-So.	Glen Allen, Va.	Deep Run/Fork Union
85	Chris Cunningham	1	TE	6'2"	238	r-So.	Jacksonville, Fla.	Atlantic Coast
39	Sean Daniel	-	WR	5'9"	174	r-So.	Chesapeake, Va.	Oscar Smith
17	Divine Deablo	1	DB	6'3"	212	So.	Winston-Salem, N.C.	Mount Tabor
35	Zion Debose	-	DE	6'1"	239	Fr.	Salisbury, N.C.	North Rowan
15	Drake Deluliis	-	TE	6'5"	231	Fr.	Charlotte, N.C.	Providence
81	Samuel Denmark	-	WR	6'0"	187	r-Fr.	Huger, S.C.	Hanahan
60	Silas Dzansi	-	OL	6'5"	308	Fr.	Woodbridge, Va.	C.D. Hylton
22	Terrell Edmunds	2	S	6'2"	215	r-Jr.	Danville, Va.	Dan River
49	Tremaine Edmunds	2	LB	6'5"	249	Jr.	Danville, Va.	Dan River
31	Brandon Facyson	3	CB	6'2"	193	Sr.	Newnan, Ga.	Northgate
13	Caleb Farley	-	WR	6'2"	192	Fr.	Hickory, N.C.	Maiden
21	Reggie Floyd	-	S	6'0"	218	So.	Manassas, Va.	Stonewall Jackson
16	Coleman Fox	-	RB	5'11"	190	r-So.	Salem, Va.	Salem
47	Darius Fullwood	-	DT	6'3"	278	r-So.	College Park, Md.	Our Lady of Good Counsel
11	Houshun Gaines	1	DE	6'3"	248	r-So.	Rocky Mount, N.C.	Nash Central
64	Eric Gallo	3	C	6'2"	302	Sr.	Richboro, Pa.	Council Rock South
45	TyJuan Garbutt	-	DE	6'1"	214	Fr.	Fredericksburg, Va.	Riverbend
59	J'Bril Glaze	-	DL	6'1"	269	Fr.	Tampa, Fla.	Jefferson
41	Jaylen Griffin	-	LB	6'1"	246	Fr.	Rome, Ga.	Rome
48	Daniel Griffith	-	LB	6'0"	229	r-Fr.	Suffolk, Va.	Nansemond-Suffolk Academy
19	Hezekiah Grimsley	-	WR	6'0"	180	Fr.	Williamsburg, Va.	Lafayette
90	Casey Harman	-	TE	6'3"	242	r-So.	Swords Creek, Va.	Honaker
	Damon Hazelton	-	WR	6'2"	213	r-Fr.	Baltimore, Md.	Ball State
55	Jarrod Hewitt	-	DT	6'1"	291	r-Fr.	Venice, Fla.	Venice
94	Trevon Hill	1	DE	6'3"	240	r-So.	Virginia Beach, Va.	Salem
4	Jalen Holston	-	RB	5'11"	217	Fr.	Stockbridge, Ga.	Stockbridge
2	Hendon Hooker	-	QB	6'4"	212	Fr.	Greensboro, N.C.	Dudley
76	Jarrett Hopple	-	OL	6'7"	305	r-Fr.	Suffolk, Va.	Nansemond River
75	Zachariah Hoyt	-	OL	6'5"	295	r-Fr.	Salem, Va.	Salem
56	Sean Huelskamp	3	LB	6'1"	221	r-Sr.	Centreville, Va.	Chantilly
7	Devon Hunter	-	DB	6'2"	215	Fr.	Chesapeake, Va.	Indian River
17	Josh Jackson	-	QB	6'1"	217	r-Fr.	Ann Arbor, Mich.	Saline
71	T.J. Jackson	-	T	6'6"	325	r-Fr.	Cumberland, Va.	Cumberland County
30	Jordan Jefferson	-	WR	5'8"	180	r-Fr.	Goochland, Va.	Goochland
41	John Jennings	-	DB	5'11"	174	Jr.	Clifton, Va.	Centreville
93	Brian Johnson	-	K	6'1"	177	r-Fr.	Washington, D.C.	Gonzaga
38	Rico Kearney	-	LB	6'0"	230	Fr.	Jacksonville, Fla.	Mandarin
50	Patrick Kearns	-	OL	6'5"	285	r-Fr.	Adairsville, Ga.	Darlington School
29	Dalton Keene	-	TE	6'4"	240	Fr.	Littleton, Colo.	Chatfield

No.	Name	Pos.	No.	Name	vl	Pos.	Ht.	Wt.	Cl.	Hometown	High School/Last School
44	Terius Wheatley	RB	68	Connor Kish	-	OL	6' 2"	293	r-So.	Oceanside, Calif.	El Camino
45	TyJuan Garbutt	DE	70	Kevin Kish	-	OL	6' 2"	290	r-So.	Oceanside, Calif.	El Camino
46	Joey Slye	K	61	Joe Koshuta	-	DL	6' 1"	268	r-So.	Vienna, Va.	Madison
47	Darius Fullwood	DT	83	Eric Kumah	1	WR	6' 2"	219	So.	Woodbridge, Va.	Forest Park
48	Daniel Griffith	LB	9	Khalil Ladler	-	DB	5' 11"	190	r-Fr.	Stone Mountain, Ga.	IMG Academy
48	D.J. Reid	RB	87	Bodhie Long	-	WR	6' 3"	200	r-Fr.	Richmond, Va.	Douglas Freeman
49	Tremaine Edmunds	LB	33	Deshawn McCleave	-	RB	5' 9"	182	r-So.	Chesapeake, Va.	Oscar Smith
50	Patrick Kearns	OL	92	Hundley McCurry	-	LS	5' 11"	190	r-Fr.	Summerville, S.C.	Summerville
52	Austin Cannon	OL	34	Travon McMillian	2	RB	6' 0"	209	Jr.	Woodbridge, Va.	C.D. Hylton
53	Aiden Brown	OL	99	Vinny Mihota	2	DE	6' 5"	267	Jr.	Fredericksburg, Va.	Massaponax
53	Trent Young	LB	18	Raymon Minor	-	DE	6' 2"	238	Jr.	Ashland, Va.	Benedictine
54	Andrew Motuapuaka	LB	77	Demetri Moore	-	OL	6' 6"	302	r-Jr.	Fairborn, Ohio	Huffman
55	Jarrod Hewitt	DT	54	Andrew Motuapuaka	3	LB	6' 0"	240	r-Sr.	Virginia Beach, Va.	Salem
56	Sean Huelskamp	LB	18	Chase Mummau	-	QB	6' 2"	196	r-Fr.	Mechanicsville, Va.	Lee-Davis
57	Wyatt Teller	G	12	Henri Murphy	-	WR	5' 10"	185	Jr.	Pine Bluff, Ark.	Dollarway
58	Nathan Proctor	DE	20	Deon Newsome	2	S	5' 11"	191	r-Sr.	Hampton, Va.	Hampton
58	Zack Treser	LB	69	Yosuah Nijman	2	T	6' 7"	314	Jr.	Maplewood, N.J.	Columbia
59	J'Bril Glaze	DL	67	Parker Osterloh	2	T	6' 8"	331	r-Sr.	Williamsburg, Va.	Warhill
60	Silas Dzansi	OL	8	Phil Patterson	-	WR	6' 2"	196	r-Fr.	Virginia Beach, Va.	Bayside
61	Kyle Chung	OL	27	Shawn Payne	-	CB	6' 3"	185	r-Jr.	Chesterfield, Va.	L.C. Bird
61	Joe Koshuta	DL	32	Steven Peoples	1	RB	5' 9"	219	Jr.	Galax, Va.	Galax
62	D'Andre Plantin	OL	80	Colt Pettit	1	TE	6' 3"	265	r-So.	Deshler, Ohio	Patrick Henry
63	Daniel Bailey	OL	74	Braxton Pfaff	1	OL	6' 5"	303	r-Jr.	Lynchburg, Va.	Liberty Christian Academy
64	Eric Gallo	C	5	Cam Phillips	3	WR	6' 0"	205	Sr.	Laurel, Md.	DeMatha
65	Matt Christ	OL	88	Kalil Pimpleton	-	WR	5' 8"	170	Fr.	Muskegon, Mich.	Muskegon
67	Parker Osterloh	T	62	D'Andre Plantin	-	OL	6' 5"	310	r-So.	Norcross, Ga.	Norcross
68	Connor Kish	OL	98	Robert Porcher IV	-	DE	6' 1"	259	Fr.	Orlando, Fla.	Dr. Phillips
69	Yosuah Nijman	T	58	Nathan Proctor	-	DE	6' 2"	224	Fr.	Indian Head, Md.	Lackey
70	Kevin Kish	OL	26	Jovonn Quillen	1	DB	6' 0"	189	So.	Hampton, Va.	Hampton
71	T.J. Jackson	T	48	D.J. Reid	-	RB	6' 1"	244	r-Jr.	Chester, Va.	Thomas Dale
74	Braxton Pfaff	OL	6	Mook Reynolds	2	DB	6' 0"	186	Jr.	Greensboro, N.C.	Northern Guilford
75	Zachariah Hoyt	OL	16	Dylan Rivers	-	LB	6' 1"	230	Fr.	Sherando, Va.	Sherando
76	Jarrett Hopple	OL	2	Tyree Rodgers	-	DB	6' 1"	185	r-Fr.	Camden, N.J.	Camden Catholic
77	Demetri Moore	OL	9	Sean Savoy	-	WR	5' 9"	189	Fr.	Washington, D.C.	Woodrow Wilson
79	Tyrell Smith	OL	29	Ishmiel Seisay	-	DB	5' 9"	194	r-So.	Springfield, Va.	St. Stephen's & St. Agnes
80	Colt Pettit	TE	4	Tim Settle	1	DT	6' 3"	344	r-So.	Manassas, Va.	Stonewall Jackson
81	Samuel Denmark	WR	24	Anthony Shegog	3	LB	6' 2"	225	r-Sr.	Stafford, Va.	North Stafford
82	Lecitus Smith	TE	40	Trey Skeens	-	RB	5' 11"	220	r-So.	Wytheville, Va.	George Wythe
83	Eric Kumah	WR	46	Joey Slye	3	K	5' 11"	215	Sr.	Stafford, Va.	North Stafford
85	Chris Cunningham	TE	37	Devante Smith	-	DB	6' 1"	198	Fr.	Manassas, Va.	Stonewall Jackson
86	C.J. Carroll	WR	82	Lecitus Smith	-	TE	6' 3"	285	Fr.	Fitzgerald, Ga.	Fitzgerald
87	Bodhie Long	WR	79	Tyrell Smith	1	OL	6' 3"	295	r-So.	N. Brunswick, N.J.	Don Bosco Prep
87	Colton Taylor	LS	3	Greg Stroman	3	CB	6' 0"	174	Sr.	Bristow, Va.	Stonewall Jackson
88	Kalil Pimpleton	WR	87	Colton Taylor	1	LS	6' 1"	222	r-Sr.	Salem, Va.	Salem
90	Casey Harman	TE	96	Jimmie Taylor	-	DT	6' 2"	250	r-Fr.	Jacksonville, N.C.	Southwest-Onslow
91	Oscar Bradburn	P	57	Wyatt Teller	3	G	6' 5"	300	r-Sr.	Bealeton, Va.	Liberty
92	Hundley McCurry	LS	39	Tyrone Thornton	-	DB	5' 9"	198	r-So.	Boston, Mass.	Newton South
93	Brian Johnson	K	58	Zack Treser	-	LB	6' 5"	218	r-So.	Blacksburg, Va.	Blacksburg
94	Trevon Hill	DE	8	Ricky Walker	1	DT	6' 2"	298	r-Jr.	Hampton, Va.	Bethel
96	Jimmie Taylor	DT	28	Bryce Watts	-	DB	6' 1"	185	Fr.	Toms River, N.J.	Toms River North
98	Robert Porcher IV	DE	44	Terius Wheatley	-	RB	6' 0"	189	Fr.	Ann Arbor, Mich.	Pioneer
99	Vinny Mihota	DE	5	Ryan Willis	-	QB	6' 4"	218	Jr.	Overland Park, Kan.	Bishop Miege
			53	Trent Young	1	LB	5' 10"	217	r-Jr.	Richmond, Va.	Douglas Freeman

PRONUNCIATION GUIDE

JAHQUE ALLEYNE	jah-KAY ALLEN
TAVANTE Beckett	tuh-VAHN-tay
ZOHN Burden (Coach)	ZONN
Brad CORNELSEN (Coach)	CORNELL-son
Terrell Edmunds	tuh-RELL
Brandon FACYSON	FAY-sun (rhymes with Jason)
HOUSHUN Gaines	HOW-shun

Sean HUELSKAMP	HULES-camp
Joe KOSHUTA	CO-SHOOT-uh
KHALIL Ladler	kuh-LEEL
Travon McMILLIAN	mick-MILL-en
Vinny MIHOTA	muh-HOE-ta
Andrew MOTUAPUAKA	mo-TOO-uh-poo-WAH-kuh
Chase MUMMAU	MOO-ma

YOSUAH NIJMAN	YOSH-u-ah NYJ-man
Parker OSTERLOH	OH-ster-low
Colt PETTIT	PET-it
Braxton PFAFF	FAFF
KALIL Pimpleton	kuh-LEEL
Anthony SHEGOG	shih-GOG
James SHIBEST (Coach)	SHE-best

2016 HONORS & AWARDS

Head Coach Justin Fuente

Co-First Year Coach of the Year, FWA (1/9/17)
ACC Coach of the Year, Athlon Sports (12/14)
ACC Coach of the Year, ACC Coaches (12/8)
ACC Coach of the Year, AP (12/7)
ACC Coach of the Year, ACSMA (11/29)
George Munger Collegiate Coach of the Year
Semifinalist (11/18)
ESPN Midseason Coach of the Year via Mark
Schlabach (10/19)
CampusInsiders Midseason Coach of the Year via
Jonathan Bass (10/21)

Offensive Coordinator Brad Cornelsen

Offensive coordinator Coach of the Week,
CoachingSearch.com (10/30)

Defensive Coordinator Bud Foster

Linebackers Coach of the Week, CoachingSearch.com
(10/16)
Defensive Coordinator of the Week, Athlon Sports
(10/9)

Coach James Shibest

Special Teams Coordinator of the Week,
CoachingSearch.com (9/25)

Tech Offensive Line

Joe Moore Midseason Honor Roll (10/12)

DB Adonis Alexander

Honorable Mention, Sophomore All-American, Campus
Insiders (12/14)

DT Woody Baron

All-ACC Team, Sports on Earth (12/15)
Second Team All-ACC, Athlon Sports (12/14)
Second Team All-ACC, Phil Steele (12/13)
Second Team All-ACC, ACC Coaches (12/8)
First Team All-ACC, AP (12/7)
Defensive Lineman of the Year, The Touchdown Club of
Richmond (12/6)
All-ACC team, ESPN.com (12/6)
First Team All-ACC, ACSMA (11/28)
ACC Player of the Week at DL, Pro Football Focus
(11/8)
ACC Defensive Line Player of the Week, ACC (10/24)

S Chuck Clark

First Team All-ACC, Pro Football Focus (12/8)
Honorable Mention All-ACC, ACSMA (11/28)
All-ACC Academic Team
Bednarik Award Preseason Watch List
ACC Preseason Third Team Defense, Athlon Sports
Reese's Senior Bowl Watch List

OL Augie Conte

Third Team All-ACC, Phil Steele (12/13)
Third Team All-ACC, ACC Coaches (12/8)
Third Team All-ACC, ACSMA (11/28)

LB Tremaine Edmunds

First Team, Sophomore All-American, Campus Insiders
(12/14)
Second Team All-ACC, Athlon Sports (12/14)
Third Team, All-American, Phil Steele (12/13)
First Team All-ACC, Phil Steele (12/13)
All-ACC Academic Team
Second Team All-ACC, ACC Coaches (12/8)
Second Team All-ACC, AP (12/7)
Second Team All-ACC, ACSMA (11/28)
ACC Defensive Linebacker Player of the Week, ACC
(10/24)

ROV Terrell Edmunds

Honorable Mention, Sophomore All-American, Campus
Insiders (12/14)
Honorable Mention All-ACC, ACC Coaches (12/8)
All-ACC team, ESPN.com (12/6)
Honorable Mention All-ACC, ACSMA (11/28)
ACC Defensive Back Player of the Week, ACC (10/24)

DE Ken Ekanem

Honorable Mention All-ACC, ACC Coaches (12/8)
Honorable Mention All-ACC, ACSMA (11/28)
ACC Defensive Line Player of the Week, ACC (9/26)
Nagurski Trophy Preseason Watch List
ACC Preseason Second Team Defense, Athlon Sports
Reese's Senior Bowl Watch List

QB Jerod Evans

ACC Newcomer of the Year, Athlon Sports (12/14)
ACC Newcomer of the Year, AP (12/7)
Offensive Back of the Year, The Touchdown Club of
Richmond (12/6)
The Earl Campbell Tyler Rose Award Semifinalist
(11/21)
Davey O'Brien National Quarterback of the Year
Semifinalist (11/10)
ACC X-factor of the Week, Southern Pigstaff.com
(10/30)
Davey O'Brien "Great 8" Quarterback of the Week
(10/30)
Manning Award Star of the Week, sponsored by
Allstate Sugar Bowl (10/24)
Davey O'Brien "Great 8" Quarterback of the Week
(10/24)
Maxwell Award Watch List addition (10/19)
Manning Award Watch List addition, sponsored by
Allstate Sugar Bowl (10/12)
Manning Award Star of the Week, sponsored by
Allstate Sugar Bowl (9/29)
Earl Campbell Tyler Rose Award, Player of the Week
Honorable Mention (9/27)
Earl Campbell Tyler Rose Award, Player of the Week
Honorable Mention (9/20)

CB Brandon Facyson

National Player of the Week at Cornerback, Pro
Football Focus (11/30)
All-ACC Academic Team
ACC Preseason Fourth Team Defense, Athlon Sports

WR Isaiah Ford

Second Team All-ACC, Athlon Sports (12/14)
Second Team All-ACC, Phil Steele (12/13)
Second Team All-ACC, Pro Football Focus (12/8)
Second Team All-ACC, ACC Coaches (12/8)
Second Team All-ACC, AP (12/7)
Second Team All-ACC, ACSMA (11/28)
ACC Player of the Week at WR, Pro Football Focus
(9/7)
Herbie Nominee: Best Kept Secret
All-ACC Preseason Football Team
Biletnikoff Award Preseason Watch List
Maxwell Award Preseason Watch List
Preseason All-America Second Team, Athlon Sports
ACC Preseason First Team Offense, Athlon Sports

C Eric Gallo

All-ACC Academic Team
Rimington Trophy Preseason Watch List

TE Bucky Hodges

Third Team All-ACC, Phil Steele (12/13)
Third Team All-ACC, ACC Coaches (12/8)
Third Team All-ACC, ACSMA (11/28)
John Mackey Award Semifinalist (11/14)
John Mackey Tight End of the Week, Honorable
Mention (11/1)
John Mackey Tight End of the Week (10/26)
John Mackey Award Midseason Watch List
John Mackey Award Preseason Watch List
ACC Preseason Second Team Offense, Athlon Sports

P Mitchell Ludwig

National Punter of the Week, Pro Football Focus
(10/25)

OL Jonathan McLaughlin

Third Team All-ACC, Phil Steele (12/13)

Third Team All-ACC, ACC Coaches (12/8)
Third Team All-ACC, ACSMA (11/28)
East-West Shrine Game participant (11/29)
ACC Preseason Fourth Team Offense, Athlon Sports

RB Travon McMillian

Maxwell Award Preseason Watch List
ACC Preseason Third Team Offense, Athlon Sports

LB Andrew Motuapuaka

Third Team All-ACC, Phil Steele (12/13)
Second Team All-ACC, Pro Football Focus (12/8)
Second Team All-ACC, ACC Coaches (12/8)
Third Team All-ACC, ACSMA (11/28)
ACC Defensive Linebacker Player of the Week, ACC
(11/28)
Team of the Week honoree, Pro Football Focus (10/11)

WR Cam Phillips

ACC All-Bowl Team, ESPN (1/11/17)
MVP of the Belk Bowl (12/29)
Second Team All-ACC, Pro Football Focus (12/8)

DB Mook Reynolds

ACC All-Bowl Team, ESPN (1/11/17)
Honorable Mention All-Bowl Team, AP (1/4/17)

FB Sam Rogers

First Team All-ACC, Pro Football Focus (12/8)
All-American Team, Second Team, Pro Football Focus
(12/6)
Reese's Senior Bowl participant (11/14)
Midseason All-America Team, Pro Football Focus
(10/27)
Dante Hall Award Watch List
All-ACC Academic Team
Herbie Nominee: Unsung Hero
Preseason FBS Second Team All-American, Football
Gameplan
Wuerffel Trophy Preseason Watch List
Reese's Senior Bowl Watch List

DT Tim Settle

Honorable Mention, Freshman All-American, Campus
Insiders (12/13)

LB Anthony Shegog

All-Bowl Team, AP (1/4/17)

K Joey Slye

All-ACC Team, Sports on Earth (12/15)
Third Team All-ACC, Phil Steele (12/13)
First Team All-ACC, ACC Coaches (12/8)
Third Team All-ACC, ACSMA (11/28)
ACC Specialist of the Week (10/31)
ACC Special Teams Player of the Week, Southern
Pigstaff.com (10/30)
Groza Award Preseason Watch List

DB Greg Stroman

Third Team All-ACC, Phil Steele (12/13)
Second Team All-ACC, ACC Coaches (12/8)
Honorable Mention All-ACC (SP), ACC Coaches
(12/8)
Third Team All-ACC, ACSMA (11/28)
ESPN.com's midseason All-ACC team, via Andrea
Adelson (10/19)
ACC Player of the Week at DB, Pro Football Focus
(9/7)

OL Wyatt Teller

First Team All-ACC, Pro Football Focus (12/8)
Honorable Mention All-ACC, ACC Coaches (12/8)
Honorable Mention All-ACC, ACSMA (11/28)
National Player of the Week at Guard, Pro Football
Focus (11/8)
Outland Trophy Preseason Watch List
ACC Preseason Third Team Offense, Athlon Sports

DT Ricky Walker

ACC Player of the Week at DL, Pro Football Focus
(11/8)

Italics - preseason honor

2016 REVIEW



2016 STATISTICS

RECORD & RESULTS	OVERALL	HOME	AWAY	NEUTRAL
All Games	10-4	5-1	4-1	1-2
Conference	6-2	3-1	3-1	0-0
Non-Conference	4-2	2-0	1-0	1-2
Date	Opponent		Score	Attend
Sep 03, 2016	LIBERTY	W	36-16	62234
Sep 10, 2016	vs. #17 Tennessee	L	24-45	156,990
* Sep 17, 2016	BOSTON COLLEGE	W	49-0	60,054
Sep 24, 2016	EAST CAROLINA	W	54-17	63,712
* Oct 08, 2016	#17 North Carolina	W	34-3	33,000
* Oct 15, 2016	Syracuse	L	17-31	33,838
* Oct 20, 2016	MIAMI	W	37-16	63,507
* Oct 27, 2016	Pittsburgh	W	39-36	63,507
* Nov 05, 2016	Duke	W	24-21	38,217
* Nov 12, 2016	GEORGIA TECH	L	20-30	65,632
Nov 19, 2016	Notre Dame	W	34-31	80,795
* Nov 26, 2016	VIRGINIA	W	52-10	63,120
% Dec 03, 2016	Clemson	L	35-42	50,628
^ Dec 29, 2016	Arkansas	W	35-24	46,902

* indicates conference game %ACC Championship ^Belk Bowl

SCORE BY QUARTERS	1st	2nd	3rd	4th	TOTAL
Virginia Tech	88	134	155	113	490
Opponents	70	106	66	77	319

TEAM STATISTICS	VT	OPP
SCORING	490	319
Points Per Game	35.0	22.8
Points Off Turnovers	82	81
FIRST DOWNS	330	240
Rushing	134	98
Passing	172	116
Penalty	24	26
RUSHING YARDAGE	2563	1967
Yards Gained Rushing	2978	2403
Yards Lost Rushing	415	436
Rushing Attempts	638	524
Average Per Rush	4.0	3.8
Average Per Game	183.1	140.5
TDs Rushing	27	22
PASSING YARDAGE	3660	2803
Att-Comp-Int	449-279-8	431-216-16
Average Per Pass	8.2	6.5
Average Per Catch	13.1	13.0
Average Per Game	261.4	200.2
TDs Passing	31	18
TOTAL OFFENSE	6223	4770
Total Plays	1087	955
Average Per Play	5.7	5.0
Average Per Game	444.5	340.7
KICK RETURNS: #-Yards	44-943	21-376
PUNT RETURNS: #-Yards	43-343	14-61
INT RETURNS: #-Yards	16-64	8-72
KICK RETURN AVERAGE	21.4	17.9
PUNT RETURN AVERAGE	8.0	4.4
INT RETURN AVERAGE	4.0	9.0
FUMBLES-LOST	32-18	21-9
PENALTIES-YARDS	71-650	114-830
Average Yards Per Game	46.4	59.3
PUNTS-Yards	70-2718	98-4041
Average Per Punt	38.8	41.2
Net punt average	37.4	36.3
KICKOFFS-Yards	93-6001	68-4175
Average Per Kick	64.5	61.4
Net kick average	40.9	39.1
TIME OF POSSESSION/Game	31:15	28:45
3RD-DOWN Conversions	90/212	56/204
3rd-Down Pct	42%	27%
4TH-DOWN Conversions	9/16	10/21
4th-Down Pct	56%	48%
SACKS BY-Yards	32-200	32-162
MISC YARDS	112	9
TOUCHDOWNS SCORED	61	41
FIELD GOALS-ATTEMPTS	20-28	11-16
ON-SIDE KICKS	0-2	0-0
RED-ZONE SCORES	(60-68) 88%	(34-41) 83%
RED-ZONE TOUCHDOWNS	(42-68) 62%	(25-41) 61%
PAT-ATTEMPTS	(58-59) 98%	(38-40) 95%
ATTENDANCE	378259	226104
Games/Avg Per Game	6/63043	5/45221
Neutral Site Games		3/84840

RUSHING	GP	Att	Gain	Loss	Net	Avg	TD	Long	Avg/G
Jerod Evans	14	204	1066	220	846	4.1	12	55	60.4
Travon McMillian	14	145	717	46	671	4.7	7	69	48.3
Sam Rogers	14	67	284	1	283	4.2	2	32	20.2
Marshawn Williams	9	59	247	3	244	4.1	2	19	27.1
Cam Phillips	14	30	147	7	140	4.7	0	20	10.0
Brenden Motley	7	20	126	2	124	6.2	2	26	17.7
Shai McKenzie	6	20	82	6	76	3.8	1	9	12.7
D.J. Reid	5	12	65	0	65	5.4	0	18	13.0
Steven Peoples	14	16	60	0	60	3.8	1	7	4.3
C.J. Carroll	13	9	50	4	46	5.1	0	16	3.5
Bucky Hodges	14	9	47	5	42	4.7	0	15	3.0
Isaiah Ford	14	6	44	11	33	5.5	0	26	2.4
Deshawn McCleave	1	8	28	1	27	3.4	0	7	27.0
Sean Daniel	1	1	10	0	10	10.0	0	10	10.0
Henri Murphy	13	1	3	0	3	3.0	0	3	0.2
Jack Click	1	2	2	1	1	0.5	0	2	1.0
Mitchell Ludwig	14	1	0	11	-11	-11.0	0	0	-0.8
TEAM	13	28	0	97	-97	-3.5	0	0	-7.5
TOTAL	14	638	2978	415	2563	4.0	27	69	183.4
OPPONENTS	14	524	2403	436	1967	3.8	22	67	141.2

PASSING	G	Effic	Cmp-Att-Int	Pct	Yds	TD	Long	Avg/G
Jerod Evans	14	152.98	268-422-8	63.5	3546	29	62	253.3
Brenden Motley	7	95.52	9-20-0	45.0	81	1	31	11.6
Jack Click	1	0.00	0-1-0	0.0	0	0	0	0.0
Mitchell Ludwig	14	268.00	1-1-0	100.0	20	0	20	1.4
Sam Rogers	14	539.20	1-1-0	100.0	13	1	13	0.9
Isaiah Ford	14	0.00	0-1-0	0.0	0	0	0	0.0
TEAM	13	0.00	0-3-0	0.0	0	0	0	0.0
TOTAL	14	149.83	279-449-8	62.1	3660	31	62	261.4
OPPONENTS	14	111.10	216-431-16	50.1	2803	18	84	200.2

RECEIVING	G	No.	Yds	Avg	TD	Long	Avg/G
Isaiah Ford	14	79	1094	13.8	7	53	78.1
Cam Phillips	14	76	983	12.9	5	55	70.2
Bucky Hodges	14	48	691	14.4	7	42	49.4
Sam Rogers	14	24	301	12.5	4	52	21.5
C.J. Carroll	13	18	258	14.3	0	62	19.8
Travon McMillian	14	11	114	10.4	3	31	8.1
Chris Cunningham	12	6	48	8.0	4	13	4.0
Henri Murphy	13	3	29	9.7	0	12	2.2
Shai McKenzie	6	3	28	9.3	0	17	4.7
Jaylen Bradshaw	8	3	25	8.3	0	10	3.1
Steven Peoples	14	2	40	20.0	1	27	2.9
Devin Wilson	6	2	13	6.5	0	8	2.2
Terrell Edmunds	14	1	20	20.0	0	20	1.4
Divine Deablo	14	1	8	8.0	0	8	0.6
Sean Daniel	1	1	6	6.0	0	6	6.0
Marshawn Williams	9	1	2	2.0	0	2	0.2
TOTAL	14	279	3660	13.1	31	62	261.4
OPPONENTS	14	216	2803	13.0	18	84	200.2

PUNT RETURNS	No.	Yds	Avg	TD	Long
Greg Stroman	25	221	8.8	1	87
C.J. Carroll	11	98	8.9	0	19
Cam Phillips	5	34	6.8	0	15
Curtis Williams	1	-8	-8.0	0	0
TEAM	1	-2	-2.0	0	0
TOTAL	43	343	8.0	1	87
OPPONENTS	14	61	4.4	0	21

INTERCEPTIONS	No.	Yds	Avg	TD	Long
Terrell Edmunds	4	28	7.0	0	15
Greg Stroman	3	0	0.0	0	0
Andrew Motuapuaka	3	0	0.0	0	0
Mook Reynolds	2	4	2.0	0	3
Adonis Alexander	2	-1	-0.5	0	0
Anthony Shegog	1	0	0.0	0	0
Tremaine Edmunds	1	9	9.0	0	9
TOTAL	16	40	2.5	0	15
OPPONENTS	8	72	9.0	0	50

KICK RETURNS	No.	Yds	Avg	TD	Long
Greg Stroman	22	460	20.9	0	37
Henri Murphy	12	321	26.8	0	47
Der'Woun Greene	5	113	22.6	0	37
Ricky Walker	2	19	9.5	0	11
Tim Settle	2	15	7.5	0	9
Sam Rogers	1	15	15.0	0	15
TOTAL	44	943	21.4	0	47
OPPONENTS	21	376	17.9	0	31

FUMBLE RETURNS	No.	Yds	Avg	TD	Long
Andrew Motuapuaka	2	79	39.5	1	70
Woody Baron	2	9	4.5	0	9
Adonis Alexander	0	0	0.0	1	0
TOTAL	4	88	22.0	2	70
OPPONENTS	1	71	71.0	1	71

SCORING	TD	FGs	PATs				DXP	Saf	Points
			Kick	Rush	Rcv	Pass			
Joey Slye	0	20-27	58-59	0-0	0	0-0	0	0	118
Jerod Evans	12	0-0	0-0	0-1	0	1-1	0	0	72
Travon McMillian	10	0-0	0-0	0-0	0	0-0	0	0	60
Bucky Hodges	7	0-0	0-0	0-0	0	0-0	0	0	42
Isaiah Ford	7	0-0	0-0	0-0	0	0-0	0	0	42
Sam Rogers	6	0-0	0-0	0-0	0	0-0	0	0	36
Cam Phillips	5	0-0	0-0	0-0	0	0-0	0	0	30
Chris Cunningham	4	0-0	0-0	0-0	1	0-0	0	0	26
Brenden Motley	2	0-0	0-0	0-0	0	0-0	0	0	12
Steven Peoples	2	0-0	0-0	0-0	0	0-0	0	0	12
Marshawn Williams	2	0-0	0-0	0-0	0	0-0	0	0	12
Greg Stroman	1	0-0	0-0	0-0	0	0	0	0	6
Shai McKenzie	1	0-0	0-0	0-0	0	0-0	0	0	6
Adonis Alexander	1	0-0	0-0	0-0	0	0-0	0	0	6
Andrew Motuapuaka	1	0-0	0-0	0-0	0	0-0	0	0	6
TEAM	0	0-1	0-0	0-0	0	0-0	0	2	4
TOTAL	61	20-28	58-59	0-1	1	1-1	0	2	490
OPPONENTS	41	11-16	38-40	0-0	1	1-1	0	0	319

TOTAL OFFENSE	G	Plays	Rush	Pass	Total	Avg/G
Jerod Evans	14	626	846	3546	4392	313.7
Travon McMillian	14	145	671	0	671	47.9
Sam Rogers	14	68	283	13	296	21.1
Marshawn Williams	9	59	244	0	244	27.1
Brenden Motley	7	40	124	81	205	29.3
Cam Phillips	14	30	140	0	140	10.0
Shai McKenzie	6	20	76	0	76	12.7
D.J. Reid	5	12	65	0	65	13.0
Steven Peoples	14	16	60	0	60	4.3
C.J. Carroll	13	9	46	0	46	3.5
Bucky Hodges	14	9	42	0	42	3.0
Isaiah Ford	14	7	33	0	33	2.4
Deshawn McCleave	1	8	27	0	27	27.0
Sean Daniel	1	1	10	0	10	10.0
Mitchell Ludwig	14	2	-11	20	9	0.6
Henri Murphy	13	1	3	0	3	0.2
Jack Click	1	3	1	0	1	1.0
TEAM	13	31	-97	0	-97	-7.5
TOTAL	14	1087	2563	3660	6223	444.5
OPPONENTS	14	944	1977	2793	4770	340.7

FIELD GOALS	FGM-FGA	Pct	01-19	20-29	30-39	40-49	50-59	Lg	Blk
Joey Slye	20-27	74.1	0-0	12-12	7-8	1-6	0-1	47	1
TEAM	0-1	0.0	0-0	0-0	0-1	0-0	0-0	0	1


FG SEQUENCE	Virginia Tech	OPPONENTS
Liberty	52,(34),(34)	-
Tennessee	47,(26)	(34),47
Boston College	-	-
East Carolina	(20)	[26],[27]
North Carolina	(35),(28)	(28)
Syracuse	(36),45	[53],[51],51
Miami	(47),(27),(38),[42]	(29)
Pitt	(31),(21),(22),(26),(37),(22)	-
Duke	34,(27)	[30]
Georgia Tech	[38]	(40),(39),(35)
Notre Dame	(23),(20)	(25)
Virginia	45,(24)	(29)
Clemson	-	-
Arkansas	48	(38)

Numbers in (parentheses) indicate field goal was made.
Numbers in [brackets] indicate field goal was made.

PUNTING	No.	Yds	Avg	Long	TB	FC	I20	50+	Blkd
Mitchell Ludwig	68	2638	38.8	61	2	31	31	10	0
Greg Stroman	2	80	40.0	45	0	0	1	0	0
TOTAL	70	2718	38.8	61	2	31	32	10	0
OPPONENTS	98	4041	41.2	67	7	28	18	16	1

KICKOFFS	No.	Yds	Avg	TB	OB	Retn	Net	YdLn
Joey Slye	93	6001	64.5	73	0	376	40.9	24
TOTAL	93	6001	64.5	73	0	376	40.9	24
OPPONENTS	68	4175	61.4	23	1	943	39.1	25

ALL PURPOSE	G	Rush	Rec	PR	KOR	IR	Tot	Avg/G
Cam Phillips	14	140	983	34	0	0	1157	82.6
Isaiah Ford	14	33	1094	0	0	0	1127	80.5
Jerod Evans	14	846	0	0	0	0	846	60.4
Travon McMillian	14	671	114	0	0	0	785	56.1
Bucky Hodges	14	42	691	0	0	0	733	52.4
Greg Stroman	11	0	0	221	460	0	681	61.9
Sam Rogers	14	283	301	0	15	0	599	42.8
C.J. Carroll	13	46	258	98	0	0	402	30.9
Henri Murphy	13	3	29	0	321	0	353	27.2
Marshawn Williams	9	244	2	0	0	0	246	27.3
Brenden Motley	7	124	0	0	0	0	124	17.7
Der'Woun Greene	10	0	0	0	113	0	113	11.3
Shai McKenzie	6	76	28	0	0	0	104	17.3
Steven Peoples	14	60	40	0	0	0	100	7.1
D.J. Reid	5	65	0	0	0	0	65	13.0
Chris Cunningham	12	0	48	0	0	0	48	4.0
Terrell Edmunds	14	0	20	0	0	28	48	3.4
Deshawn McCleave	1	27	0	0	0	0	27	27.0
Jaylen Bradshaw	8	0	25	0	0	0	25	3.1
Chuck Clark	14	0	0	0	0	24	24	1.7
Ricky Walker	14	0	0	0	19	0	19	1.4
Sean Daniel	1	10	6	0	0	0	16	16.0
Tim Settle	14	0	0	0	15	0	15	1.1
Devin Wilson	6	0	13	0	0	0	13	2.2
Adonis Alexander	13	0	0	0	0	-1	9	0.7
Tremaine Edmunds	14	0	0	0	0	9	9	0.6
Divine Deablo	14	0	8	0	0	0	8	0.6
Mook Reynolds	14	0	0	0	0	4	4	0.3
Jack Click	1	1	0	0	0	0	1	1.0
Curtis Williams	13	0	0	-8	0	0	-8	-0.6
Mitchell Ludwig	14	-11	0	2	0	0	-11	-0.8
TEAM	13	-97	0	-2	0	0	-99	-7.6
TOTAL	14	2563	3660	343	943	64	7661	547.2
OPPONENTS	14	1967	2803	61	376	72	5350	382.1



GREG STROMAN

2016 STATISTICS

DEFENSIVE LEADERS

	GP	Tackles			TFL/Yds	Sacks		Pass Def			Fumbles		Blkd Kick	Saf
		Solo	Ast	Total		No-Yards	Int-Yds	BrUp	QBH	Rcv-Yds	FF			
Andrew Motuapuaka	14	52	62	114	5.5-22	2.0-11	3-0	4	5					
Tremaine Edmunds	14	56	50	106	18.5-68	4.5-27	1-9	3	9		1-0	1		
Chuck Clark	14	50	44	94	2.5-5		0-24	2				1		
Terrell Edmunds	14	45	44	89	2.5-4		4-28	3	1		1-0			
Mook Reynolds	14	36	28	64	9.5-44	2.0-19	2-4	6	4			1		
Woody Baron	14	37	19	56	18.5-69	5.5-29			5		2-9			
Brandon Facyson	14	32	16	48	4.0-15			11				2		
Adonis Alexander	13	31	13	44	2.0-5		2-1	7	1					
Vinny Mihota	13	20	23	43	7.0-23	2.0-16		3	3				1	
Trevon Hill	14	17	20	37	6.0-20	2.5-11			4					
Ken Ekanem	13	20	16	36	10.0-43	7.5-39		2	11					
Ricky Walker	14	10	18	28	6.5-25	1.5-14		4	4					
Anthony Shegog	14	9	13	22	3.0-14	1.5-9	1-0	3	1		1-0	1		
Nigel Williams	12	10	7	17	5.0-10	0.5-1		1	1					
Tim Settle	14	7	10	17	7.0-16				2				1	
Greg Stroman	11	7	6	13			3-0	10					1	
Sean Huelskamp	14	3	8	11					1					
Der'Woun Greene	10	7	2	9							1-0			
Tavante Beckett	14	2	4	6	0.5-1									
Houshun Gaines	12		5	5	0.5-1	0.5-1								
Deon Newsome	12	1	3	4										
Divine Deablo	14	2	2	4								1		
Steve Sobczak	9		4	4	0.5-4	0.5-4			1					
Curtis Williams	13	1	3	4	0.5-0									
Jovonn Quillen	11	1	2	3							1-0			
Seth Dooley	12	2	1	3	1.5-7	0.5-4								
Steven Peoples	14		3	3										
Cam Phillips	14		3	3	1.0-17	0.5-8							1	
Mitchell Ludwig	14	1	1	2										
Jimmie Taylor	2		2	2	0.5-1									
Reggie Floyd	12		1	1	0.5-7	0.5-7								
Jamieon Moss	1	1		1										
Alden Carpenter	5	1		1										
Johnathan Galante	13		1	1										
Bucky Hodges	14	1		1										
Augie Conte	14	1		1										
Marshawn Williams	9		1	1										
Tre Hubbard	3	1		1								1		
Joey Slye	14	1		1										
Jahque Alleyne	4		1	1										
TEAM	13												2	
TOTAL	14	465	436	901	113.0-421	32.0-200	16-64	59	53	9-88	9	4	2	
OPPONENTS	14	569	572	1141	86.0-298	32.0-162	8-72	35	35	18-71	15	3	0	



TREMAINE EDMUNDS

PARTICIPATION

STAFF

HOKIES

REVIEW

HISTORY

PROS

BEAMER

MEDIA

NO.	NAME	GP/GS	LIBERTY	TENN.	BC	ECU	UNC	SU	MIAMI	PITT	DUKE	GT	NO	VA	CU	ARK
36	Alexander, A	13/5	...	XXX	XXX	XXX	XXX	XXX	XXX	XXX	XXX	START	START	START	START	START
17	Alleyne, J	4/-	XXX	...	XXX	XXX	XXX
35	Banks, E	2/-	XXX	XXX
60	Baron, W	14/14	START	START	START	START	START	START	START	START	START	START	START	START	START	START
14	Beckett, T	14/-	XXX	XXX	XXX	XXX	XXX	XXX	XXX	XXX	XXX	XXX	XXX	XXX	XXX	XXX
15	Bradshaw, J	8/-	XXX	XXX	XXX	XXX	XXX	XXX	XXX	XXX
82	Burke, X	6/-	XXX	XXX	XXX	XXX	XXX	XXX
8H	Bynum, W	14/-	XXX	XXX	XXX	XXX	XXX	XXX	XXX	XXX	XXX	XXX	XXX	XXX	XXX	XXX
38	Carpenter, A	5/-	XXX	XXX	XXX	XXX	XXX	XXX
86	Carroll, C.J.	13/1	XXX	XXX	XXX	XXX	XXX	XXX	XXX	XXX	XXX	XXX	START	XXX	XXX	...
61	Chung, K	6/2	...	START	START	XXX	XXX	...	XXX	XXX
19	Clark, C	14/14	START	START	START	START	START	START	START	START	START	START	START	START	START	START
1Q	Click, J	1/-	XXX
72	Conte, A	14/14	START	START	START	START	START	START	START	START	START	START	START	START	START	START
85	Cunningham, C	12/2	XXX	XXX	XXX	XXX	XXX	XXX	XXX	XXX	START	XXX	...	XXX	...	START
39	Daniel, S	1/-	XXX
88	Deablo, D	14/-	XXX	XXX	XXX	XXX	XXX	XXX	XXX	XXX	XXX	XXX	XXX	XXX	XXX	XXX
43	Dooley, S	12/-	XXX	...	XXX	XXX	XXX	XXX	XXX	...	XXX	XXX	XXX	XXX	XXX	XXX
13	Durkin, C	3/-	XXX	...	XXX	...	XXX
22	Edmunds, Te	14/13	START	START	START	START	START	START	START	START	START	XXX	START	START	START	START
49	Edmunds, Tr	14/14	START	START	START	START	START	START	START	START	START	START	START	START	START	START
4D	Ekanem, K	13/13	START	START	START	START	START	START	...	START	START	START	START	START	START	START
4	Evans, J	14/14	START	START	START	START	START	START	START	START	START	START	START	START	START	START
31	Facyson, B	14/14	START	START	START	START	START	START	START	START	START	START	START	START	START	START
21	Floyd, R	12/-	XXX	XXX	XXX	XXX	XXX	XXX	XXX	XXX	XXX	XXX	XXX	XXX
1	Ford, I	14/14	START	START	START	START	START	START	START	START	START	START	START	START	START	START
47	Fullwood, D	3/-	XXX	XXX	XXX
11	Gaines, H	12/-	XXX	XXX	XXX	XXX	XXX	XXX	XXX	XXX	XXX	XXX	XXX	XXX
37	Galante, J	13/-	XXX	XXX	XXX	XXX	XXX	...	XXX	XXX	XXX	XXX	XXX	XXX	XXX	XXX
64	Gallo, E	13/12	START	...	XXX	START	START	START	START	START	START	START	START	START	START	START
23	Greene, D	10/-	XXX	XXX	XXX	XXX	XXX	XXX	XXX	XXX	XXX	XXX
94	Hill, T	14/2	XXX	XXX	XXX	XXX	XXX	XXX	START	XXX	XXX	XXX	XXX	XXX	XXX	START
7	Hodges, B	14/14	START	START	START	START	START	START	START	START	START	START	START	START	START	START
44	Hubbard, T	3/-	XXX	XXX	XXX
56	Huelskamp, S	14/-	XXX	XXX	XXX	XXX	XXX	XXX	XXX	XXX	XXX	XXX	XXX	XXX	XXX	XXX
83	Kumah, E	13/-	XXX	...	XXX	XXX	XXX	XXX	XXX	XXX	XXX	XXX	XXX	XXX	XXX	XXX
90	Ludwig, M	14/-	XXX	XXX	XXX	XXX	XXX	XXX	XXX	XXX	XXX	XXX	XXX	XXX	XXX	XXX
33	McCleave, S	1/-	XXX
28	McKenzie, D	6/-	XXX	XXX	XXX	XXX	XXX	XXX
71	McLaughlin, J	14/14	START	START	START	START	START	START	START	START	START	START	START	START	START	START
34	McMillian, T	14/7	XXX	START	START	START	XXX	XXX	START	START	XXX	START	XXX	XXX	START	XXX
99	Mihota, V	13/13	START	START	START	START	START	START	START	START	START	START	START	START	START	...
66	Mitchell, B	2/-	XXX	XXX
95	Moon, C	1/-	XXX
50	Moss, J	1/-	XXX
9	Motley, B	7/-	XXX	...	XXX	XXX	XXX	...	XXX	XXX	XXX
54	Motuapuaka, A	14/14	START	START	START	START	START	START	START	START	START	START	START	START	START	START
12	Murphy, H	13/-	XXX	...	XXX	XXX	XXX	XXX	XXX	XXX	XXX	XXX	XXX	XXX	XXX	XXX
20	Newsome, D	12/-	XXX	XXX	XXX	XXX	XXX	XXX	XXX	XXX	XXX	XXX	XXX	XXX
69	Nijman, Y	14/14	START	START	START	START	START	START	START	START	START	START	START	START	START	START
67	Osterloh, P	9/-	XXX	XXX	...	XXX	XXX	XXX	XXX	XXX	XXX	XXX
27	Payne, S	3/-	XXX	...	XXX	XXX
25	Peoples, S	14/6	START	XXX	XXX	START	START	START	START	XXX	XXX	XXX	XXX	START	XXX	XXX
58	Pettit, C	14/3	START	START	XXX	XXX	XXX	XXX	XXX	XXX	XXX	XXX	XXX	START	XXX	XXX
74	Pfaff, B	9/-	XXX	XXX	XXX	XXX	XXX	XXX	XXX	XXX	XXX
5	Phillips, C	14/13	START	START	START	START	START	START	START	START	START	START	START	XXX	START	START
62	Plantin, D	3/-	XXX	XXX	XXX
26	Quillen, J	11/-	XXX	...	XXX	XXX	XXX	XXX	XXX	XXX	XXX	XXX	XXX	...
48	Reid, D.J.	5/-	XXX	XXX	XXX	XXX	XXX
6	Reynolds, M	14/13	START	START	START	START	START	START	START	START	START	START	START	START	START	XXX
45	Rogers, S	14/12	START	START	START	XXX	START	START	XXX	START	START	START	START	START	START	START
97	Settle, T	14/-	XXX	XXX	XXX	XXX	XXX	XXX	XXX	XXX	XXX	XXX	XXX	XXX	XXX	XXX
24	Shegog, A	14/2	XXX	XXX	XXX	XXX	XXX	XXX	XXX	XXX	XXX	START	XXX	XXX	XXX	START
46	Slye, Joey	14/-	XXX	XXX	XXX	XXX	XXX	XXX	XXX	XXX	XXX	XXX	XXX	XXX	XXX	XXX
79	Smith, T	14/-	XXX	XXX	XXX	XXX	XXX	XXX	XXX	XXX	XXX	XXX	XXX	XXX	XXX	XXX
91	Sobczak, S	9/-	XXX	...	XXX	XXX	XXX	XXX	XXX	...	XXX	XXX	...	XXX
3	Stroman, G	11/9	START	START	START	START	START	START	START	START	START	XXX	XXX
87	Taylor, C	13/-	XXX	XXX	XXX	XXX	XXX	...	XXX	XXX	XXX	XXX	XXX	XXX	XXX	XXX
96	Taylor, J	2/-	XXX	XXX
57	Teller, W	14/12	XXX	XXX	START	START	START	START	START	START	START	START	START	START	START	START
98	Walker, R	14/5	XXX	XXX	XXX	XXX	XXX	XXX	START	START	START	START	START	XXX	XXX	XXX
2D	Williams, C	13/-	XXX	XXX	XXX	XXX	XXX	XXX	...	XXX	XXX	XXX	XXX	XXX	XXX	XXX
42	Williams, M	9/-	XXX	XXX	XXX	XXX	XXX	XXX	XXX	XXX	XXX
8	Williams, N	12/9	START	START	START	START	START	START	XXX	XXX	XXX	START	START	START
89	Wilson, D	6/-	XXX	XXX	XXX	XXX	...	XXX	XXX

2016 SPECIALTY STATS

VIRGINIA TECH TAKEAWAYS


Date	Opponent	Takeaway	Qtr.	Yd-Line	Result
9/3	Liberty	Tr. Edmunds-FR	1st	LU24	TD
9/3	Liberty	G. Stroman-INT	2nd	LU34	Fumble
9/3	Liberty	Te. Edmunds-INT	2nd	LU49	Punt
9/3	Liberty	G. Stroman-INT	3rd	LU37	Fumble
9/10	Tennessee	M. Reynolds-INT	4th	VT34	Fumble
9/17	Boston College	A. Motuapuaka-FR	1st	VT42	TD
9/17	Boston College	A. Alexander-INT	2nd	VT15	End of Half
9/24	East Carolina	D. Greene-FR	4th	ECU27	Downs
10/9	North Carolina	G. Stroman-INT	1st	UNC20	Field Goal
10/9	North Carolina	Te. Edmunds -FR	1st	UNC39	Field Goal
10/9	North Carolina	W. Baron-FR	3rd	UNC22	TD
10/9	North Carolina	A. Motuapuaka-INT	4th	UNC29	TD
10/15	Syracuse	Te. Edmunds-INT	3rd	VT20	Interception
10/20	Miami	Te. Edmunds-INT	2nd	VT38	Punt
10/27	Pittsburgh	M. Reynolds-INT	1st	PITT30	Punt
10/27	Pittsburgh	J. Quillen-FR	1st	PITT19	Field Goal
11/12	Georgia Tech	A. Shegog-FR	3rd	GT26	TD
11/26	Virginia	A. Alexander-INT	2nd	VT43	Missed FG
11/26	Virginia	A. Motuapuaka-INT	3rd	VA36	Field Goal
11/26	Virginia	A. Motuapuaka-FR	3rd	VT30	TD
12/3	Clemson	A. Motuapuaka-INT	3rd	CU38	Punt
12/29	Arkansas	W. Baron-FR	3rd	AR30	TD
12/29	Arkansas	A. Shegog-INT	3rd	AR44	TD
12/29	Arkansas	Tr. Edmunds-INT	3rd	AR5	TD
12/29	Arkansas	Te. Edmunds-INT	4th	AR8	TD

OPPONENTS TAKEAWAYS

Date	Opponent	Takeaway	Qtr.	Yd-Line	Result
9/3	Liberty	M. Fitzgerald-FR	1st	VT34	Downs
9/3	Liberty	T. Avery-FR	1st	VT10	TD
9/3	Liberty	A. Jalloh-FR	2nd	LU29	TD
9/3	Liberty	E. Dessources-FR	3rd	LU10	Punt
9/10	Tennessee	M. Abernathy-FR	2nd	VT5	TD
9/10	Tennessee	C. Vereen-FR	3rd	VT29	Missed FG
9/10	Tennessee	M. Abernathy -FR	4th	UT21	Punt
9/10	Tennessee	M. Abernathy -FR	4th	VT43	TD
9/10	Tennessee	Team-FR	4th	VT04	TD
9/17	Boston College	J. Johnaon-INT	3rd	VT27	Punt
10/9	North Carolina	J. Dalton-FR	2nd	VT35	Field Goal
10/9	North Carolina	N. Jones-FR	2nd	UNC7	Punt
10/15	Syracuse	R. Williams-INT	3rd	SU20	Missed FG
10/15	Syracuse	D. Wilson-FR	4th	SU38	End of Game
11/12	Georgia Tech	N. Cottrell-FR	1st	VT38	Field Goal
11/12	Georgia Tech	L. Austin-INT	2nd	GT20	TD
11/12	Georgia Tech	L. Austin -INT	3rd	GT32	Punt
11/12	Georgia Tech	L. Austin -FR	4th	GT40	TD
11/19	Notre Dame	J. Jones-FR	1st	ND50	Field Goal
11/19	Notre Dame	D. Tranquill-INT	4th	ND22	TD
11/26	Virginia	Q. Blanding-FR	1st	VT38	Punt
11/26	Virginia	L. Word-FR	3rd	VT28	Fumble
12/3	Clemson	C. Tankersley-INT	3rd	CU49	TD
12/3	Clemson	C. Tankersley-INT	4th	CU14	End of Game
12/29	Arkansas	B. Ellis-FR	1st	VT26	Field Goal
12/29	Arkansas	R. Pulley-INT	1st	VT30	TD

TURNOVER SUMMARY

Date	Opponent	Points		Giveaways	Points		TO Margin	Points Off Margin
		Takeaways	Off		Off	Off		
9/3	Liberty	4	7	4	13	0	-6	
9/10	Tennessee	1	0	5	21	-4 (-4)	-21 (-27)	
9/17	Boston College	2	7	1	0	+1 (-3)	+7 (-20)	
9/24	East Carolina	1	0	0	0	+1 (-2)	0 (-20)	
10/9	North Carolina	4	20	2	3	+2 (0)	+17 (-3)	
10/15	Syracuse	1	0	2	0	-1 (-1)	0 (-3)	
10/20	Miami	1	0	0	0	+1 (0)	0 (-3)	
10/27	Pittsburgh	2	3	0	0	+2 (+2)	+3 (0)	
11/12	Georgia Tech	1	7	4	17	-3 (-1)	-10 (-10)	
11/19	Notre Dame	0	0	2	10	-2 (-3)	-10 (-20)	
11/26	Virginia	3	10	2	0	+1 (-2)	+10 (-10)	
12/3	Clemson	1	0	2	7	-1 (-3)	-7 (-17)	
12/29	Arkansas	4	28	2	10	+2 (-1)	+18 (+1)	
Totals		25	82	26	81	-1	+1	



ANDREW MOTUAPUAKA

2016 SUPERLATIVES

STAFF
HOKIES
REVIEW
HISTORY
PROS
BEAMER
MEDIA

INDIVIDUAL GAME HIGHS

Rushes	22	Jerod Evans vs Arkansas (Dec 29, 2016)
Yards Rushing	131	Travon McMillian vs Miami (Oct 20, 2016)
TD Rushes	2	Jerod Evans vs Georgia Tech (Nov 12, 2016)
		Sam Rogers vs Virginia (Nov 26, 2016)
		Jerod Evans vs Clemson (Dec 03, 2016)
		Travon McMillian vs Clemson (Dec 03, 2016)
		Jerod Evans vs Arkansas (Dec 29, 2016)
Long Rush	69	Travon McMillian vs Tennessee (Sep 10, 2016)
Pass Attempts	45	Jerod Evans vs Georgia Tech (Nov 12, 2016)
Pass Completions	32	Jerod Evans vs Georgia Tech (Nov 12, 2016)
Yards Passing	406	Jerod Evans at Pitt (Oct 27, 2016)
TD Passes	5	Jerod Evans vs Boston College (Sep 17, 2016)
Long Pass	62	Jerod Evans at Notre Dame (Nov 19, 2016)
Receptions	12	Cam Phillips vs Clemson (Dec 03, 2016)
Yards Receiving	145	Bucky Hodges at Pitt (Oct 27, 2016)
TD Receptions	2	Bucky Hodges vs Liberty (Sep 03, 2016)
		Isaiah Ford vs Boston College (Sep 17, 2016)
		Bucky Hodges vs Miami (Oct 20, 2016)
Long Reception	62	C.J. Carroll at Notre Dame (Nov 19, 2016)
Field Goals	6	Joey Slye at Pitt (Oct 27, 2016)
Long Field Goal	47	Joey Slye vs Miami (Oct 20, 2016)
Punts	6	Mitchell Ludwig vs Boston College (Sep 17, 2016)
		Mitchell Ludwig vs East Carolina (Sep 24, 2016)
		Mitchell Ludwig at Duke (Nov 05, 2016)
		Mitchell Ludwig vs Clemson (Dec 03, 2016)
		Mitchell Ludwig vs Arkansas (Dec 29, 2016)
Punting Avg.	47.6	Mitchell Ludwig vs Miami (Oct 20, 2016)
Long Punt	61	Mitchell Ludwig vs Miami (Oct 20, 2016)
Punts inside 20	5	Mitchell Ludwig vs Arkansas (Dec 29, 2016)
Long Punt Return	87	Greg Stroman vs East Carolina (Sep 24, 2016)
Long Kickoff Return	47	Henri Murphy vs Arkansas (Dec 29, 2016)
Tackles	16	Tremaine Edmunds at Syracuse (Oct 15, 2016)
Sacks	2.5	Woody Baron vs Miami (Oct 20, 2016)
Tackles For Loss	4.5	Woody Baron vs Miami (Oct 20, 2016)
Interceptions	2	Greg Stroman vs Liberty (Sep 03, 2016)

TEAM GAME HIGHS

Rushes	66	at North Carolina (Oct 08, 2016)
Yards Rushing	289	vs Virginia (Nov 26, 2016)
Yards Per Rush	5.7	vs Miami (Oct 20, 2016)
TD Rushes	4	vs Clemson (Dec 3, 2016)
Pass attempts	47	vs Georgia Tech (Nov 12, 2016)
Pass completions	32	vs Georgia Tech (Nov 12, 2016)
Yards Passing	406	at Pitt (Oct 27, 2016)
Yards Per Pass	12.8	vs East Carolina (Sep 24, 2016)
TD Passes	5	vs Boston College (Sep 17, 2016)
Total Plays	89	vs Liberty (Sep 03, 2016)
Total Offense	579	vs Virginia (Nov 26, 2016)
Yards Per Play	7.1	vs Virginia (Nov 26, 2016)
Points	54	vs East Carolina (Sep 24, 2016)
Sacks By	8	vs Miami (Oct 20, 2016)
First Downs	29	at Pitt (Oct 27, 2016)
		vs Virginia (Nov 26, 2016)
Penalties	8	vs Tennessee (Sep 10, 2016)
		vs Clemson (Dec 03, 2016)
Penalty Yards	95	vs Tennessee (Sep 10, 2016)
Turnovers	5	vs Tennessee (Sep 10, 2016)
Interceptions By	3	vs Liberty (Sep 03, 2016)
		vs Arkansas (Dec 29, 2016)
Punts	6	vs Boston College (Sep 17, 2016)
		vs East Carolina (Sep 24, 2016)
		at Duke (Nov 05, 2016)
		vs Clemson (Dec 03, 2016)
		vs Arkansas (Dec 29, 2016)
Punting Avg	47.6	vs Miami (Oct 20, 2016)
Long Punt	61	vs Miami (Oct 20, 2016)
Punts inside 20	5	vs Arkansas (Dec 29, 2016)
Long Punt Return	87	vs East Carolina (Sep 24, 2016)

OPPONENT INDIVIDUAL GAME HIGHS

Rushes	32	Jordan, M., vs Georgia Tech (Nov 12, 2016)
Yards Rushing	143	Marshall, M., vs Georgia Tech (Nov 12, 2016)
TD Rushes	3	Conner, J., at Pitt (Oct 27, 2016)
Long Rush	67	Adams, Josh, at Notre Dame (Nov 19, 2016)
Pass attempts	53	Dungey, E., at Syracuse (Oct 15, 2016)
Pass completions	28	Dungey, E., at Syracuse (Oct 15, 2016)
Yards Passing	362	Nelson, Philip, vs East Carolina (Sep 24, 2016)
TD Passes	3	Dobbs, J., vs Tennessee (Sep 10, 2016)
		Watson, D., vs Clemson (Dec 03, 2016)
Long Pass	84	Strickland, D., at Syracuse (Oct 15, 2016)
Receptions	11	Phillips, E., at Syracuse (Oct 15, 2016)
Yards Receiving	179	Williams, Jimmy, vs East Carolina (Sep 24, 2016)
TD Receptions	2	Williams, Jimmy, vs East Carolina (Sep 24, 2016)
		Leggett, J., vs Clemson (Dec 03, 2016)
Long Reception	84	Estime, B., at Syracuse (Oct 15, 2016)
Field Goals	3	Butker, H., vs Georgia Tech (Nov 12, 2016)
Long Field Goal	51	Murphy, C., at Syracuse (Oct 15, 2016)
Punts	13	Knoll, M., vs Boston College (Sep 17, 2016)
Punting Avg	48.7	Hofrichter, S., at Syracuse (Oct 15, 2016)
Long Punt	67	Conte, N, vs Virginia (Nov 26, 2016)
Punts inside	20	Rodwell, R., vs Georgia Tech (Nov 12, 2016)
Long Punt Return	21	Keon Hatcher, vs Arkansas (Dec 29, 2016)
Long Kickoff Return	31	Willis, M, vs Boston College (Sep 17, 2016)
Tackles	16	Humphreys, B, at Duke (Nov 05, 2016)
Sacks	2.0	Saint-Amour, A., vs Georgia Tech (Nov 12, 2016)
		Lawrence, D., vs Clemson (Dec 03, 2016)
Tackles For Loss	3.0	Price, E., at Pitt (Oct 27, 2016)
Interceptions	2	Austin, Law., vs Georgia Tech (Nov 12, 2016)
		Tankersley, C., vs Clemson (Dec 03, 2016)

OPPONENT TEAM GAME HIGHS

Rushes	58	vs Georgia Tech (Nov 12, 2016)
Yards Rushing	309	vs Georgia Tech (Nov 12, 2016)
Yards Per Rush	5.6	at Pitt (Oct 27, 2016)
TD Rushes	4	at Pitt (Oct 27, 2016)
Pass attempts	55	at Syracuse (Oct 15, 2016)
Pass completions	30	at Syracuse (Oct 15, 2016)
Yards Passing	405	at Syracuse (Oct 15, 2016)
Yards Per Pass	12.1	at Pitt (Oct 27, 2016)
TD Passes	3	vs Tennessee (Sep 10, 2016)
		vs Clemson (Dec 03, 2016)
Total Plays	100	at Syracuse (Oct 15, 2016)
Total Offense	561	at Syracuse (Oct 15, 2016)
Yards Per Play	8.3	at Pitt (Oct 27, 2016)
Points	45	vs Tennessee (Sep 10, 2016)
Sacks By	5	vs Georgia Tech (Nov 12, 2016)
First Downs	32	at Syracuse (Oct 15, 2016)
Penalties	13	vs Liberty (Sep 03, 2016)
Penalty Yards	93	vs Boston College (Sep 17, 2016)
Turnovers	4	vs Liberty (Sep 03, 2016)
		at North Carolina (Oct 08, 2016)
		vs Arkansas (Dec 29, 2016)
Interceptions By	2	vs Georgia Tech (Nov 12, 2016)
		vs Clemson (Dec 03, 2016)
Punts	13	vs Boston College (Sep 17, 2016)
Punting Avg	48.7	at Syracuse (Oct 15, 2016)
Long Punt	67	vs Virginia (Nov 26, 2016)
Punts inside 20	4	vs Georgia Tech (Nov 12, 2016)
Long Punt Return	21	vs Arkansas (Dec 29, 2016)

2016 GAME-BY-GAME



GAME ONE

LIBERTY 13
VIRGINIA TECH 36

LANE STADIUM • BLACKSBURG, VA. • SEPTEMBER 3, 2016 • ATTENDANCE: 62,234

Virginia Tech quarterback Jerod Evans threw for 221 yards and four touchdowns to lead the Hokies to a 36-13 season-opening victory over Liberty on Saturday, handing head coach Justin Fuente his first victory.

Fuente, who spent the previous four seasons at Memphis, took over in January for Frank Beamer, who retired after 29 years as Tech's head coach.

Evans, a junior-college transfer from Texas who enrolled this past January, completed 20 of 32 passes. The Hokies trailed 13-10 in the second quarter before Evans threw touchdown passes to Isaiah Ford and Bucky Hodges on the Hokies' last two possessions of the first half.

Ford caught 11 passes for 117 yards and Hodges caught two touchdown passes. Joey Slye hit two field goals of 34 yards.

Liberty amassed just 160 yards of offense, scoring all of its points off of Tech turnovers. The Hokies lost four fumbles – their only blemishes on the day.

GAME NOTES

- Fuente became the first Tech coach to win his debut since Jerry Claiborne opened his tenure with a victory over William & Mary in 1961.
- Ford's 117 yards receiving marked the fourth straight game in which he has recorded more than 100 yards receiving – a school record.
- Ford has caught at least two passes in 27 straight games, tying a school record for consecutive games with at least one reception (Ernest Wilford, 2002-03).
- Ford's touchdown reception marked the 18th of his career, tying him for second place on Tech's career touchdown receptions list with Jarrett Boykin (2008-11), Ricky Scales (1972-74) and André Davis (1998-2001).
- Greg Stroman's two interceptions gave him four for his career

LIBERTY	6	7	0	0	-	13
VIRGINIA TECH	7	17	9	3	-	36

VT (10:50 - 1st) - Phillips 23 pass from Evans (Slye kick)

LU (2:47 - 1st) - Macon 2 run (Robert kick failed)

VT (14:15 - 2nd) - Slye 34 FG

LU (12:40 - 2nd) - Jalloh 71 fumble return (Robert kick)

VT (3:31 - 2nd) - Ford 5 pass from Evans (Slye kick)

VT (:24 - 2nd) - Hodges 18 pass from Evans (Slye kick)

VT (12:50 - 3rd) - Team safety

VT (10:10 - 3rd) - Hodges 20 pass from Evans (Slye kick)

VT (8:46 - 4th) - Slye 34 FG

TEAM STATS	VT	LU
First downs	24	11
Rushing yds.	48-206	35-90
Passing yds.	252	70
Return yds.	83	0
Passes	25-41-0	9-27-3
Punts-avg.	5-39.0	8-40.0
Fumbles-lost	5-4	1-1
Penalties-yds.	4-33	13-75
Time of poss.	33:42	26:18

INDIVIDUAL STATS

Rushing — VT: Evans 5-46, McMillian 13-39, McCleave 8-27, Carroll 2-24, Rogers 7-23, McKenzie 4-22, Phillips 5-14, Motley 1-5, Hodges 1-4, Murphy 1-3, Team 1 (-11); LU: Mosley 9-47, Macon 12-34, Masha 9-13, Hickson 3-9, Calvert 1-1, Team 1 (-14).

Passing — VT: Evans 20-32-0 221, Motley 5-9-0 31; LU: Masha 9-25-2 70, Calvert 0-2-1 0.

Receiving — VT: Ford 11-117, Phillips 5-53, Hodges 3-42, McKenzie 2-11, Carroll 2-9, Murphy 1-12, Wilson 1-8; LU: Farrow 2-24, Parker 2-15, King 2-7, Shells 1-15, Couamin 1-6, Smith 1-3.



GAME TWO

VIRGINIA TECH 24
17 TENNESSEE 45

BRISTOL MOTOR SPEEDWAY • BRISTOL, TENN. • SEPTEMBER 10, 2016 • ATTENDANCE: 156,990

Virginia Tech got off to a great start in its game against the No. 17 Tennessee Volunteers, but turnovers and penalties turned out to be its undoing, as the Hokies fell to the Volunteers 45-24 on Saturday night at Bristol Motor Speedway.

The long-anticipated event drew a crowd of 156,990 fans and broke college football's single-game attendance record, surpassing the 115,109 fans who witnessed Michigan and Notre Dame at Michigan Stadium in 2013.

Tennessee quarterback Josh Dobbs threw three touchdown passes and rushed for two more, as the Volunteers rallied from a 14-0 deficit to knock off the Hokies in the first regular-season meeting between the two teams since 1937.

Virginia Tech (1-1) jumped out to a 14-0 lead in the first quarter on a 7-yard touchdown pass from quarterback Jerod Evans to Sam Rogers and a 69-yard touchdown run by tailback Travon McMillian. But an Evans fumble led to a 5-yard touchdown pass from Dobbs to Jauan Jennings early in the second quarter and that started a Volunteers' string of 31 unanswered points.

Dobbs completed 10 of 19 for 91 yards, with three touchdowns and an interception. He also ran for 106 yards.

McMillian paced the Hokies with 127 yards rushing and the score. Evans completed 20 of 28 for 208 yards and a touchdown.

GAME NOTES

- Virginia Tech out-gained Tennessee (400-330), ran more plays (73-65) and had the time of possession advantage (31:44-28:16).
- Tech turned the ball over five times in the game and Tennessee scored 21 points off those turnovers. All five were fumbles.
- The momentum of the game changed when a poor snap from center Kyle Chung threw off the timing of a handoff between Evans and C.J. Carroll early in the second quarter. Tennessee recovered at the Tech 5 and scored on the next play.
- The Hokies cut the Tennessee lead to 31-17 on a field goal by Joey Slye late in the third quarter, but three of their next four possessions ended in fumbles.

VIRGINIA TECH	14	0	3	7	-	24
TENNESSEE	0	24	7	14	-	45

VT (4:32 - 1st) - Rogers 7 pass from Evans (Slye kick)

VT (2:48 - 1st) - McMillian 69 run (Slye kick)

UT (14:43 - 2nd) - Jennings 5 pass from Dobbs (Medley kick)

UT (9:42 - 2nd) - Malone 38 pass from Dobbs (Medley kick)

UT (5:30 - 2nd) - Medley 34 FG

UT (:39 - 2nd) - Dobbs 5 run (Medley kick)

UT (7:04 - 3rd) - Kamara 23 pass from Dobbs (Medley kick)

VT (3:41 - 3rd) - Slye 34 FG

UT (6:45 - 4th) - Dobbs 27 run (Medley kick)

UT (6:32 - 4th) - Kelly 4 run (Medley kick)

VT (3:28 - 4th) - McKenzie 2 run (Slye kick)

TEAM STATS	VT	UT
First downs	21	16
Rushing yds.	45-186	46-239
Passing yds.	208	91
Return yds.	104	16
Passes	20-28-0	10-19-1
Punts-avg.	5-34.4	6-42.5
Fumbles-lost	5-5	2-0
Penalties-yds.	8-95	6-60
Time of poss.	31:44	28:16

INDIVIDUAL STATS

Rushing — VT: McMillian 13-127, Hodges 4-22, McKenzie 5-21, Rogers 4-20, Evans 16-18, Carroll 1 (-1), Team 1 (-21); UT: Dobbs 14-106, Hurd 22-99, Fils-Aime 4-19, Kamara 3-9, Byrd 1-5, Kelly 1-4, Dowdy 1 (-3).

Passing — VT: Evans 20-28-0 208; UT: Dobbs 10-19-1 91.

Receiving — VT: Phillips 7-77, Ford 5-51, Rogers 3-47, Hodges 3-13, McKenzie 1-17, McMillian 1-3; UT: Kamara 3-25, Malone 2-46, Jennings 2-7, Croom 1-9, Smith 1-3, Hurd 1-1.



GAME THREE
BOSTON COLLEGE 0
VIRGINIA TECH 49

LANE STADIUM • BLACKSBURG, VA. • SEPTEMBER 17, 2016 • ATTENDANCE: 60,054

Virginia Tech quarterback Jerod Evans tied a school record with five touchdowns passes and the Hokies' defense recorded the team's first shutout since 2012, as the Hokies blanked Boston College 49-0 on Saturday in Tech's ACC opener.

Tech moved to 2-1 overall on the season and 1-0 in the ACC. The win marked the second consecutive for the Hokies over BC (1-2, 0-2 ACC) and the seventh in the past nine meetings. The shutout marked the first by Tech since it beat Bowling Green 37-0 in 2012. It marked the Hokies' first shutout of an ACC foe since 2011 when they won 38-0 at Virginia. The shutout marked Tech's first ACC shutout at home since it won 17-0 over UVA in 2006.

Virginia Tech's defense put forth a dominating effort, holding the Eagles to 124 yards. The Hokies forced a three-and-out on 10 BC possessions. Evans' five scoring tosses tied the mark held by former quarterback Bryan Randall, who threw five touchdown passes in Tech's 50-42 triple overtime loss at Syracuse in 2002. Offensively, the Hokies amassed 476 yards, including 223 on the ground. Marshawn Williams, playing in his first game since tearing his ACL in 2014, led the way with 81 yards.

Evans threw a 15-yard scoring pass to Travon McMillian on the Hokies' second possession to open the scoring and then added touchdown passes of 8 and 30 yards to Isaiah Ford. The latter came with 1:42 left in the first half and gave the Hokies a 21-0 lead, which they took into the locker room.

GAME NOTES

- Greg Stroman's 29-yard punt return set up Ford's 30-yard touchdown reception. It marked Stroman's longest punt return of the season and the seventh of his career of 20 yards or more.
- Bucky Hodges hauled in two 17-yard receptions on the same possession in the second quarter and that led to the 8-yard touchdown pass to Ford.
- Evans' 36-yard pass to Cam Phillips on the Hokies' first possession of the second half led to the 7-yard touchdown pass from Evans to Cunningham.
- Leading 28-0 and facing a fourth-and-1 from the BC 20, Tech went for it and Evans gained 12 yards on a keeper leading to his TD pass to Sam Rogers for a 35-0 lead.
- Evans' 47-yard pass to Ford on Tech's final possession of the third quarter led to McMillian's 7-yard touchdown run and gave the Hokies a 42-0 lead.

BOSTON COLLEGE	0	0	0	0	-	0
VIRGINIA TECH	14	7	21	7	-	49

VT (9:17 - 1st) - McMillian 15 pass from Evans (Slye kick)
 VT (1:15 - 1st) - Ford 8 pass from Evans (Slye kick)
 VT (1:42 - 2nd) - Ford 30 pass from Evans (Slye kick)
 VT (11:42 - 3rd) - Cunningham 7 pass from Evans (Slye kick)
 VT (7:15 - 3rd) - Rogers 4 pass from Evans (Slye kick)
 VT (2:25 - 3rd) - McMillian 7 run (Slye kick)
 VT (10:33 - 4th) - Motley 26 run (Slye kick)

TEAM STATS	VT	BC
First downs	25	6
Rushing yds.	50-223	28-44
Passing yds.	253	80
Return yds.	105	46
Passes	16-27-1	9-29-1
Punts-avg.	6-36.7	13-41.3
Fumbles-lost	0-0	1-1
Penalties-yds.	7-55	12-93
Time of poss.	35:15	24:45

INDIVIDUAL STATS

Rushing — VT: Williams 15-81, Evans 9-48, Motley 2-37, McMillian 12-36, Rogers 3-15, Reid 3-11, Click 2-1, Team 2 (-3), McKenzie 2 (-3); BC: Jones 5-17, Towles 5-17, Rouse 2-8, Wade 2-4, Hilliman 10-2, Walker 1-0, Willis 3 (-4).
Passing — VT: Evans 16-23-1 253, Motley 0-3-0 0, Click 0-1-0 0; BC: Towles 9-28-1 80, Wade 0-1-0 0.
Receiving — VT: Ford 4-91, Hodges 4-48, Phillips 2-53, Carroll 2-39, McMillian 2-11, Cunningham 1-7, Rogers 1-4; BC: Sweeney 2-30, Garrison 2-14, Smith 2-14, Walker 1-13, Callinan 1-5, Jones 1-4.



GAME FOUR
EAST CAROLINA 17
VIRGINIA TECH 54

LANE STADIUM • BLACKSBURG, VA. • SEPTEMBER 24, 2016 • ATTENDANCE: 63,712

Virginia Tech quarterback Jerod Evans threw three touchdown passes and ran for a score, and the Hokies made three big plays on special teams, as they scuttled the East Carolina Pirates 54-17 in a non-conference game Saturday afternoon.

The Hokies (3-1) scored on their final five possessions of the first half, including all four of their second-quarter possessions. They jumped out to a 38-0 halftime lead, overwhelming East Carolina (2-2) and snapping a two-game losing streak to the Pirates.

Evans completed 13 of 20 passes for a career-high 282 yards and rushed for a career-high 97 more. He entered the game having thrown an ACC-best 10 touchdown passes and has thrown just one interception on the season. He threw touchdown passes of 24 yards to Isaiah Ford, 13 yards to Travon McMillian and 45 yards to Cam Phillips.

Three of the big special teams plays came in the first half. Greg Stroman scored the Hokies' first touchdown on an 87-yard punt return in the first quarter, and a blocked field goal led to a touchdown pass from Evans to Ford. Phillips blocked a punt by East Carolina punter Worth Gregory in the second quarter, and the Hokies took advantage, scoring on a 13-yard pass from Evans to McMillian.

ECU quarterback Philip Nelson had 362 yards passing and two touchdown tosses to Jimmy Williams. The Pirates had 443 yards of offense, but committed the three special teams mistakes, fumbled once and were sacked six times.

GAME NOTES

- Stroman's punt returned tied for the third-longest punt return in the modern era (post-1950) and the second career punt return for a touchdown.
- Stroman became just one of 10 Hokies since 1987 to score three or more touchdowns on defense or special teams in his career.
- Ford caught four passes for 117 yards and a TD. The touchdown reception marked the 21st of his career, leaving him one shy of Antonio Freeman's school record.
- Tech's two blocks marked the first time the Hokies had blocked two kicks in the same game since a win over Marshall on Sept. 21, 2013.
- The Hokies scored at least 49 points in back-to-back games for the first time since 1999 when they scored 58 against Rutgers and 62 against Syracuse.

EAST CAROLINA	0	0	14	3	-	17
VIRGINIA TECH	14	24	9	7	-	54

VT (10:38 - 1st) - Stroman 87 punt return (Slye kick)
 VT (1:46 - 1st) - Williams 6 run (Slye kick)
 VT (10:31 - 2nd) - Ford 24 pass from Evans (Slye kick)
 VT (9:06 - 2nd) - McMillian 13 pass from Evans (Slye kick)
 VT (4:40 - 2nd) - Slye 20 FG
 VT (1:05 - 2nd) - Phillips 13 pass from Evans (Slye kick)
 ECU (14:49 - 3rd) - Williams 75 pass from Nelson (Verity kick)
 VT (4:51 - 3rd) - Team Safety
 VT (4:27 - 3rd) - Evans 55 run (Slye kick)
 ECU (3:17 - 3rd) - Williams 70 pass from Nelson (Verity kick)
 VT (12:21 - 4th) - Motley 1 run (Slye kick)
 ECU (6:32 - 4th) - Verity 27 FG

TEAM STATS	VT	ECU
First downs	18	16
Rushing yds.	45-167	35-81
Passing yds.	295	362
Return yds.	156	57
Passes	15-23-0	17-34-0
Punts-avg.	6-45.3	6-38.3
Fumbles-lost	0-0	1-1
Penalties-yds.	4-28	5-43
Time of poss.	30:03	29:57

INDIVIDUAL STATS

Rushing — VT: Evans 10-97, Rogers 9-29, Motley 5-26, McKenzie 4-11, McMillian 9-10, Williams 3-8, Ford 1-1, Team 4 (-15); ECU: Scott 14-69, Summers 10-34, Anderson 2-5, Team 1 (-1), Nelson 7 (-11), Gregory 1 (-15).
Passing — VT: Evans 13-20-0 282, Motley 2-2-0 13, Ford 0-1-0 0; ECU: Nelson 17-34-0 362.
Receiving — VT: Ford 4-117, Bradshaw 3-25, Hodges 2-47, Phillips 1-55, Cunningham 1-13, McMillian 1-13, Rogers 1-12, Deablo 1-8, Wilson 1-5; ECU: Jones 10-115, Williams 3-179, Johnson 2-44, Bishop 1-14, Scott 1-10.

2016 GAME-BY-GAME

GAME FIVE

 **25 VIRGINIA TECH 34**
17 NORTH CAROLINA 3

KENAN MEMORIAL STADIUM • CHAPEL HILL, N.C. • OCTOBER 8, 2016 • ATTENDANCE: 33,000

Playing in a downpour courtesy of Hurricane Matthew, Jerod Evans threw two touchdown passes and rushed for a score, and Virginia Tech's defense forced four turnovers, as the No. 25 Hokies rolled to a 34-3 victory over No. 17 North Carolina on Saturday in an ACC game played at Kenan Stadium.

The win marked Tech's first as a ranked team since 2014 when the Hokies beat Duke in Durham, North Carolina. Tech moved to 4-1 overall on the season, 2-0 in the ACC, and the Hokies also moved to 6-1 against the Tar Heels in games in Chapel Hill since they joined the ACC for the 2004-05 season.

North Carolina had its nine-game home winning streak snapped and fell to 4-2, 2-1 ACC. The Tar Heels failed to score a touchdown in a game for the first time since a 13-0 loss to NC State in Raleigh, North Carolina in 2011.

The four North Carolina turnovers led to 20 Virginia Tech points, and a dropped snap by North Carolina punter Tom Sheldon also led to a Tech touchdown.

North Carolina's first two turnovers led to field goals by Hokies' kicker Joey Slye. Arguably the biggest play in the game came on the Tar Heels' first possession of the second half when quarterback Mitch Trubisky fumbled, and Tech's Woody Baron recovered. That turnover led to a 22-yard touchdown pass from Evans to Sam Rogers that gave the Hokies a 20-3 lead.

Trubisky, who came into the game leading the nation in completion percentage (76.0) and ninth in passing yards per game (342.2), completed just 13 of 33 for 58 yards, with two interceptions.

Evans completed 7 of 17 for 75 yards. He also rushed for 49 yards on a career-high 21 carries. Tailback Travon McMillian rushed for 76 yards, as the Hokies amassed 189 of their 264 total yards on the ground.

GAME NOTES

- Andrew Motuapuaka's second career INT led to the Hokies' final TD, which came on a 4-yard run by McMillian, his third of the season and the 10th of his career.
- Sheldon dropped a snap early in the third quarter, and Tech's Cam Phillips tackled him at the UNC 4. Tech later went for it on fourth down, and Evans scored on a 1-yard run – his second rushing touchdown of the season.
- Greg Stroman's third interception of the season came in the first quarter at the North Carolina 20 and led to a 35-yard field goal by Joey Slye for the Hokies' first score. The interception marked the fifth of Stroman's career.

VIRGINIA TECH	6	7	14	7	-	34
NORTH CAROLINA	0	3	0	0	-	3

- VT (9:33 - 1st) - Slye 35 FG
- VT (5:23 - 1st) - Slye 28 FG
- NC (10:59 - 2nd) - Weiler 28 FG
- VT (1:50 - 2nd) - Cunningham 1 pass from Evans (Slye kick)
- VT (12:43 - 3rd) - Rogers 22 pass from Evans (Slye kick)
- VT (10:13 - 3rd) - Evans 1 run (Slye kick)
- VT (6:13 - 4th) - McMillian 7 run (Slye kick)

TEAM STATS	VT	NC
First downs	18	8
Rushing yds.	66-189	29-73
Passing yds.	75	58
Return yds.	25	39
Passes	7-17-0	13-33-2
Punts-avg.	5-37.6	6-45.7
Fumbles-lost	7-2	3-2
Penalties-yds.	5-29	8-49
Time of poss.	39:59	20:01

INDIVIDUAL STATS

Rushing — VT: McMillian 17-76, Evans 21-49, Williams 5-23, Rogers 8-21, Phillips 4-22, Carroll 1-10, Rogers 1-1, Ludwig 1-(-11), Team 6 (-13); NC: Logan 14-67, Francis 3-26, Brown 3-0, Trubisky 8-(-2), Sheldon 1-(-18).
Passing — VT: Evans 7-17-0 75; NC: Trubisky 13-33-2 58.
Receiving — VT: Phillips 2-20, McMillian 2-4, Hodges 1-28, Rogers 1-22, Cunningham 1-1; NC: Logan 6-30, Hollins 2-8, Switzer 2-2, Howard 1-12, Proehl 1-7, Bargas 1-(-1).

GAME SIX

 **17 VIRGINIA TECH 17**
SYRACUSE 31

CARRIER DOME • SYRACUSE, N.Y. • OCTOBER 15, 2016 • ATTENDANCE: 33,838

Virginia Tech quarterback Jerod Evans threw for a career-best 307 yards, but it wasn't enough as the No. 17 Hokies fell 31-17 to Syracuse in an ACC game.

With the loss, the Hokies fell to 4-2 overall, 2-1 in the ACC. Tech is now 2-7 at the Carrier Dome. Syracuse moved to 3-4 overall, 1-2 in the ACC.

"First of all, congratulations to Coach [Dino] Babers and his kids," Virginia Tech coach Justin Fuente said. "They played really, really well today. They beat us in all three phases of the game. That falls on me, and we obviously didn't play as well as we should have. That's obviously my responsibility."

The Hokies trailed for much of the game, but tied it early in the fourth quarter on a 10-yard touchdown pass from Evans to receiver Bucky Hodges. The touchdown cut the lead to 17-15, but the Hokies went for two points and converted when Evans found Chris Cunningham for the two, tying the game at 17 with 13:53 remaining.

But Syracuse scored touchdowns on back-to-back possessions to seal the win. Quarterback Eric Dungey's 1-yard run with 7:56 remaining gave the Orangemen a 24-17 lead, and less than three minutes later, Deontae Strickland's 16-yard touchdown run pushed the lead to 31-17.

The game featured more than 1,000 yards of total offense. Unfortunately for the Hokies, Syracuse racked up 561 yards, with Dungey throwing for 311 yards and running for 106. He also threw for a touchdown and ran for one.

Evans completed 20 of 33, with two touchdown passes and one interception, as the Hokies finished with 468 total yards.

GAME NOTES

- Evans tied his career high for completions and set a career high for attempts.
- Ford recorded his 22nd career touchdown reception when he hauled in the 12-yard score from Evans. With that reception, he tied former Tech receiver Antonio Freeman for the school record in career touchdown receptions.
- Hodges' touchdown reception marked the 16th of his career. He is now tied for sixth on the all-time list with former receiver Josh Morgan (2004-07).
- Defensive end Ken Ekanem started his 32nd consecutive game – the longest such streak on the squad.

VIRGINIA TECH	3	0	6	8	-	17
SYRACUSE	7	10	0	14	-	31

- SYR (13:11 - 1st) - Phillips 58 pass from Dungey (Murphy kick)
- VT (6:13 - 1st) - Slye 36 FG
- SYR (14:49 - 2nd) - Estime 84 pass from Strickland (Murphy kick)
- SYR (:04 - 2nd) - Murphy 51 FG
- VT (11:19 - 3rd) - Ford 12 pass from Evans (Slye kick blocked)
- VT (13:53 - 4th) - Hodges 10 pass from Evans (Cunningham from Evans)
- SYR (7:56 - 4th) - Dungey 1 run (Murphy kick)
- SYR (5:23 - 4th) - Strickland 16 run (Murphy kick)

TEAM STATS	VT	SYR
First downs	21	32
Rushing yds.	39-161	45-156
Passing yds.	307	405
Return yds.	118	41
Passes	20-33-1	30-55-1
Punts-avg.	5-41.6	3-48.7
Fumbles-lost	1-1	1-0
Penalties-yds.	7-53	8-55
Time of poss.	26:35	33:25

INDIVIDUAL STATS

Rushing — VT: Evans 11-61, McMillian 9-39, Williams 5-23, Rogers 8-21, Phillips 2-9, Hodges 1-6, Carroll 3-2; SYR: Dungey 24-106, Strickland 16-69, Neal 2-0, Team 2-(-9), Phillips 1-(-10).
Passing — VT: Evans 20-33-1 307; SYR: Dungey 28-53-1 311, Strickland 1-1-0 84, Phillips 1-1-0 10.
Receiving — VT: Ford 8-83, Hodges 5-79, Phillips 3-83, Carroll 2-33, Peoples 1-27, Williams 1-2; SYR: Phillips 11-139, Estime 8-131, Ishmael 6-81, Etta-Towa 5-54.

GAME SEVEN

MIAMI 16
VIRGINIA TECH 37

LANE STADIUM • BLACKSBURG, VA. • OCTOBER 20, 2016 • ATTENDANCE: 63,507

Paced by quarterback Jerod Evans' 259 yards passing, Travon McMillian's 131 yards rushing and a defense that recorded a season-high eight sacks, Virginia Tech rolled to a 37-16 victory over Miami in an ACC game played Thursday night.

Joey Slye added three field goals for the Hokies, who moved to 5-2 overall, 3-1 in the ACC. Tech snapped a two-game losing streak to Miami, which fell to 4-3 overall, 1-3 in league action.

Despite playing without starting defensive linemen Ken Ekanem and Nigel Williams, the Hokies' defense played one of its most productive games of the season, holding Miami to 42 yards rushing in addition to getting the eight sacks. Miami quarterback Brad Kaaya threw for 323 yards, but was sacked the eight times.

The Hokies led 16-9 at halftime thanks to three field goals from Slye and a touchdown pass from Evans to Bucky Hodges. Tech then broke things open with two touchdowns in the third quarter, scoring on a 12-yard pass from Evans to Hodges and a 13-yard touchdown strike from running back Sam Rogers to fullback Steven Peoples. The latter gave the Hokies a 30-16 lead with 4:01 left in the third.

McMillian rushed a season-high 18 times and finished with the second-most rushing yards in his career. The game marked his second 100-yard performance of the season (Tennessee) and was the biggest chunk of an evening in which Tech rushed for a season-high 251 yards.

Evans, who sealed the game with a 34-yard, fourth-quarter touchdown run, completed 21 of 33, with two touchdowns and no interceptions, and he also rushed for 98 yards. The Hokies finished with 523 yards of offense.

GAME NOTES

- Sam Rogers' career-long 52-yard reception in the second quarter set up Hodges' 7-yard touchdown reception. The touchdown was the only one of the half for the Hokies, and Rogers' reception broke his previous career long of 51 yards, which came last season against Ohio State.
- Miami cut the Tech lead to 23-16 midway through the third quarter, but the Hokies answered with a 75-yard drive. An 11-yard pass from Evans to Hodges on third and-9 kept the drive going and ultimately led to a 13-yard touchdown pass from Sam Rogers to Steven Peoples that gave the Hokies a 30-16 lead.

MIAMI	3	6	7	0	-	16
VIRGINIA TECH	3	13	14	7	-	37

- VT (10:45 - 1st) - Slye 47 FG
- UM (1:42 - 1st) - Badgley 29 FG
- VT (8:35 - 2nd) - Slye 27 FG
- VT (5:51 - 2nd) - Hodges 7 pass from Evans (Slye kick)
- VT (1:28 - 2nd) - Slye 38 FG
- UM (:19 - 2nd) - Berrios 25 pass from Kaaya (Badgley kick)
- VT (10:01 - 3rd) - Hodges 12 pass from Evans (Slye kick)
- UM (7:57 - 3rd) - Herndon 35 pass from Kaaya (Badgley kick)
- VT (4:01 - 3rd) - Peoples 13 pass from Rogers (Slye kick)
- VT (2:45 - 4th) - Evans 34 run (Slye kick)

TEAM STATS	UM	VT
First downs	15	28
Rushing yds.	29-42	44-251
Passing yds.	323	272
Return yds.	0	5
Passes	23-38-1	22-34-0
Punts-avg.	8-42.1	5-47.6
Fumbles-lost	1-0	0-0
Penalties-yds.	6-62	2-25
Time of poss.	29:28	30:32

INDIVIDUAL STATS

Rushing —VT: McMillian 18-131, Evans 13-98, Williams 6-28, Carroll 1-9, Rogers 1-0, Phillips 1-(-1), Team 3-(-11), Ford 1-(-11); UM: Yearby 9-59, Walton 11-38, Kaaya 9-(-55).
Passing — VT: Evans 21-33-0 259, Rogers 1-1-0 13; UM: Kaaya 23-38-1 323.
Receiving — VT: Hodges 7-66, Phillips 7-64, Ford 4-46, Rogers 2-72, Peoples 1-13, Cunningham 1-11; UM: Coley 5-49, Herndon 4-53, Richards 3-78, Njoku 3-69, Walton 3-11, Berrios 2-25, Lewis 2-25, Harris 1-13.

GAME EIGHT

Pitt 25 **VIRGINIA TECH** 39
PITTSBURGH 36

HEINZ FIELD • PITTSBURGH, PA. • OCTOBER 27, 2016 • ATTENDANCE: 40,254

Virginia Tech kicker Joey Slye tied a school and ACC record with six field goals and Jerod Evans threw for 406 yards and two touchdowns, lifting the Hokies to a 39-36 victory over Pittsburgh in an ACC game Thursday night. With the win, the Hokies moved to 6-2 overall, 4-1 in the ACC and stayed in position with North Carolina in the battle for the Coastal Division crown. The Hokies also won in Pittsburgh for the first time since 1999 and won at Heinz Field for the first time.

Pittsburgh (5-3, 2-2 ACC) tied the game at 29 on a 5-yard TD run by offensive lineman Brian O'Neill and two-point conversion pass from Nathan Peterman to James Conner with 13:25 left in the game. But the Hokies took a 32-29 lead on Slye's sixth field goal, which came with 9:39 to go, and then Evans threw a 16-yard touchdown pass to Isaiah Ford with 7:20 remaining, giving the Hokies a 39-29 lead.

The TD reception capped a string in which Tech scored on six straight drives. The Panthers scored on a TD pass from Peterman to Jester Weah with 2:31 left, but the Hokies got a first down on the ensuing possession and ran out the clock.

Tech finished with 556 yards of offense. Evans completed 24 of 40, and Ford, Bucky Hodges and Cam Phillips all finished with more than 100 yards receiving — marking the first time in school history that three players have caught more than 100 yards worth of passes in a single game.

Pittsburgh's James Conner rushed for 141 yards and three touchdowns. The Panthers finished with 458 yards.

GAME NOTES

- After taking a 3-0 lead on a 31-yard FG by Slye, Tech's second score came courtesy of a Pittsburgh turnover. On the ensuing kickoff, Pittsburgh's Quadree Henderson was stripped by Divine Deablo, and Tech's Jovon Quillen recovered. That led to a 21-yard field goal by Slye to give the Hokies a 6-0 lead.
- Tech's final TD came on a three-play drive. It started with a 41-yard pass to Phillips and ended with Ford's 23rd career TD catch, breaking the school record.

VIRGINIA TECH	6	10	13	10	-	39
PITT	0	14	7	15	-	36

- VT (11:05 - 1st) - Slye 31 FG
- VT (8:05 - 1st) - Slye 21 FG
- VT (13:08 - 2nd) - Slye 22 FG
- PITT (4:14 - 2nd) - Conner 6 run (Blewitt kick)
- VT (2:00 - 2nd) - Cunningham 11 pass from Evans (Slye kick)
- PITT (:14 - 2nd) - Conner 1 run (Blewitt kick)
- PITT (11:27 - 3rd) - Conner 1 run (Blewitt kick)
- VT (7:00 - 3rd) - Slye 26 FG
- VT (2:44 - 3rd) - Slye 37 FG
- VT (:07 - 3rd) - Williams 2 run (Slye kick)
- PITT (13:25 - 4th) - O'Neill 5 run (Conner from Peterman)
- VT (9:39 - 4th) - Slye 22 FG
- VT (7:20 - 4th) - Ford 16 pass from Evans (Slye kick)
- PITT (2:31 - 4th) - Weah 7 pass from Peterman (Blewitt kick)

TEAM STATS	VT	PITT
First downs	29	17
Rushing yds.	39-150	32-180
Passing yds.	406	278
Return yds.	98	57
Passes	24-43-0	14-23-1
Punts-avg.	3-31.3	6-39.8
Fumbles-lost	1-0	3-1
Penalties-yds.	4-35	9-63
Time of poss.	33:17	26:43

INDIVIDUAL STATS

Rushing —VVT: Phillips 5-43, Evans 11-33, Williams 8-29, Ford 1-26, Motley 7-24, Team 1-(-1), McMillian 6-(-3); PITT: Conner 19-141, Peterman 5-33, O'Neill 1-5, Aston 1-4, Ford 1-1, Henderson 5-(-4).
Passing — VT: Evans 24-40-0 406, Motley 0-3-0 0; PITT: Peterman 13-22-1 267; Tipton 1-1-0 11.
Receiving — VT: Ford 10-143, Hodges 6-145, Phillips 6-109, Cunningham 1-11, Rogers 1-(-2); PITT: Weah 4-46, Henderson 3-47, Ford 3-59, Orndoff 2-96, Peterman 1-11, Tipton 1-19.

STAFF

HOKIES

REVIEW

HISTORY

PROS

BEAMER

MEDIA

2016 GAME-BY-GAME

GAME NINE



23 VIRGINIA TECH 24
DUKE 21

BROOKS FIELD AT WWS • DURHAM, N.C. • NOVEMBER 5, 2016 • ATTENDANCE: 38,217

Virginia Tech QB Jerod Evans accounted for 275 yards, Tech's defense got just enough stops, and the Hokies' offense held the ball for the final 4:06 of the game in lifting the No. 23 Hokies to a hard-fought 24-21 victory over Duke.

The win moved Tech to 7-2 overall, 5-1 in the ACC and kept the Hokies tied with North Carolina atop the Coastal Division. Tech holds the tiebreaker over the Tar Heels by virtue of its victory over North Carolina earlier this season.

The Hokies weren't the offensive juggernaut that they were the past two games, finishing with 399 yards. Defensively, they allowed 227 yards rushing. But they cobbled enough plays together to hold off a stubborn Duke team.

The Hokies – who have won seven straight in Durham going back to 1982 – led 21-7 at halftime, thanks to TD runs by Travon McMillian and Evans and a blocked field goal returned for a touchdown by Adonis Alexander. But the Blue Devils cut the lead to 24-21 on a 2-yard touchdown run by QB Daniel Jones with 7:10 left.

Tech went three-and-out on the ensuing possession, but the Hokies' defense forced a Duke punt, giving them the ball with 4:06 left. Tech never gave up the ball, converting twice on third down to drain the clock for the win.

Evans completed 15 of 27 for 192 yards and he also rushed for 83 yards and a touchdown. McMillian rushed for 72 yards, as Tech finished with 207 yards rushing.

GAME NOTES

- Greg Stroman's blocked FG marked the Hokies' fourth blocked kick of the season (three FGs and a punt). The last time Tech blocked four kicks in a season was 2008 when it blocked five and last blocked three FGs in one season in 2004.
- Terrell Edmunds finished with a career-high 14 tackles, while Woody Baron had 3.5 TFLs and has 13 on the year. He and Tremaine Edmunds are tied for the team lead.

VIRGINIA TECH	7	14	0	3	-	24
DUKE	7	0	7	7	-	21

- VT (7:35 - 1st) - McMillian 14 run (Slye kick)
- DU (3:55 - 1st) - Wilson 3 run (Reed kick)
- VT (12:40 - 2nd) - Alexander 75 blocked FG return (Slye kick)
- VT (6:57 - 2nd) - Evans 7 run (Slye kick)
- DU (4:00 - 3rd) - Jones 7 run (Reed kick)
- VT (14:09 - 4th) - Slye 27 FG
- DU (7:10 - 4th) - Jones 2 run (Reed kick)

TEAM STATS	VT	DU
First downs	23	24
Rushing yds.	52-207	45-227
Passing yds.	192	148
Return yds.	82	27
Passes	15-27-0	18-31-0
Punts-avg.	6-35.0	7-40.3
Fumbles-lost	0-0	1-0
Penalties-yds.	6-58	6-46
Time of poss.	30:02	29:58

INDIVIDUAL STATS

Rushing —VT: Evans 18-83, McMillian 15-72, Rogers 8-22, Peoples 2-13, Williams 3-13, Phillips 3-8, Hodges 1-0, Team 2(-4); DU: Jones 18-99, Wilson 21-76, Ajeigbe 6-52.
Passing —VT: Evans 15-27-0 192; DU: Jones 18-31-0 148.
Receiving — VT: Ford 4-62, Phillips 3-37, Carroll 3-27, McMillian 2-33, Hodges 2-24, Murphy 1-9; DU: Taylor 6-31, Young 4-48, Schneider 2-19, Ajeigbe 2-1, Helm 1-22, Chambers 1-19, Wilson 1-5, Koppenhaver 1-3.

GAME TEN



GEORGIA TECH 30
23 VIRGINIA TECH 20

LANE STADIUM • BLACKSBURG, VA. • NOVEMBER 12, 2016 • ATTENDANCE: 65,632

Jerod Evans threw for a touchdown and ran for two scores, but Virginia Tech turned the ball over four times and that was its undoing, as the No. 18 Hokies fell 30-20 to Georgia Tech at Lane Stadium on Saturday.

With the loss, the Hokies fell to 7-3 overall, 5-2 in the ACC. Georgia Tech moved to 6-4 overall, 3-4 in league play. Virginia Tech still can clinch the Coastal Division crown with a win over Virginia in the regular-season finale.

The Hokies played one of their worst games of the season. They turned the ball over four times, botched a short field-goal attempt, had a terrible snap right before halftime that ultimately led to a Georgia Tech touchdown right before halftime, allowed five sacks and gave up more than 300 yards rushing.

The Hokies cut a 20-0 deficit to 20-7 on a 5-yard touchdown pass from Evans to Isaiah Ford with 12:30 left in the third quarter. They were in position to cut into it even more on their next possession, driving to the Georgia Tech 35. But Evans threw his second interception, ending the threat.

An Evans fumble in the fourth quarter led to a 56-yard touchdown run by Marcus Marshall. The Yellow Jackets scored 17 points off turnovers.

Marshall rushed for 143 yards for the Yellow Jackets. Backup quarterback Matthew Jordan, playing in place of an injury.

Evans threw for 316 yards and rushed for 75 to pace the Hokies.

GAME NOTES

- Evans saw his streak of consecutive passes without an interception end at 118 – the fifth-longest such streak in the past 30 seasons.
- Ford caught eight passes for 85 yards and the touchdown. With the eight receptions, he broke Jarrett Boykin's record (184, 2008-11) for career receptions. He now has 189 in his career.
- Ford also moved into second place on the list for career receiving yardage, passing Danny Coale (2,658, 2008-11). He now has 2,668 and needs 217 yards to pass Boykin's all-time mark of 2,884.
- Cam Phillips set a career high with 10 receptions and now has 135 for his career – a number that moved him into fourth place on the all-time list.

GEORGIA TECH	6	14	0	10	-	30
VIRGINIA TECH	0	0	7	13	-	20

- GT (10:49 - 1st) - Butker 40 FG
- GT (2:01 - 1st) - Butker 39 FG
- GT (8:56 - 2nd) - Jordan 53 run (Butker kick)
- GT (:30 - 2nd) - Jordan 3 run (Butker kick)
- VT (12:40 - 3rd) - Ford 5 pass from Evans (Slye kick)
- GT (11:01 - 4th) - Butker 35 FG
- GT (9:16 - 4th) - Marshall 56 run (Butker kick)
- VT (4:37 - 4th) - Evans 8 run (Slye kick)
- VT (:37 - 4th) - Evans 7 run (Evans run failed)

TEAM STATS	GT	VT
First downs	15	25
Rushing yds.	58-309	33-121
Passing yds.	34	316
Return yds.	19	107
Passes	2-7-0	32-45-2
Punts-avg.	6-42.5	4-40.3
Fumbles-lost	4-1	3-2
Penalties-yds.	7-35	4-35
Time of poss.	35:55	24:05

INDIVIDUAL STATS

Rushing — VT: Evans 18-75, McMillian 10-39, Phillips 1-12, Rogers 1-7, Williams 1-4, Carroll 1-2, Team 1(-18); GT: Marshall 19-143, Jordan 32-121, Lynch 2-24, Willis 3-21, Team 2-1.
Passing — VT: Evans 32-45-2 316, Team 0-2-0 0; GT: Jordan 2-7-0 34.
Receiving — VT: Phillips 10-82, Ford 8-85, Carroll 5-65, Rogers 4-37, Hodges 3-22, McMillian 1-17, Murphy 1-8; GT: Jeune 1-24, Stewart 1-20.



GAME ELEVEN

VIRGINIA TECH 34
NOTRE DAME 31

NOTRE DAME STADIUM • NOTRE DAME, IND. • NOVEMBER 19, 2016 • ATTENDANCE: 80,795

Virginia Tech kicker Joey Slye hit a 20-yard field goal with 4:21 left and that was the game winner, as the Hokies twice rallied from 17-point deficits to knock off Notre Dame 34-31 on a blustery Saturday evening at historic Notre Dame Stadium.

The Hokies trailed 17-0 and 24-7 in the first half, but rallied in the second half. They cut the lead to 24-21 on their first possession of the second half when Steven Peoples scored on a 2-yard run.

Notre Dame pushed the lead back to 10 when Josh Adams scored on a 67-yard run with 3:49 left in the third. But the Hokies scored the final 13 points of the game.

Tech tied the game at 31 on a 7-yard touchdown pass from quarterback Jerod Evans to Bucky Hodges with 9:13 remaining. After a stop, the Hokies got the ball back and embarked on a 10-play, 51-yard drive that led to Slye's game-winning field goal.

Notre Dame tried to mount one last drive in the final minute, but Tech's defense stopped the Irish on fourth down at the Tech 47 on the game's final play.

Evans paced the Hokies, accounting for 334 yards of offense. He was 22 of 29 for 267 yards, with two TDs and an interception, and rushed for 67 yards and a TD.

Notre Dame amassed 435 yards of offense, but Tech's defense held the Irish to just six first downs in the second half.

GAME NOTES

- With 10 points, Slye became the fifth player in Tech history to score 300 points in a career. He needs just seven more FGs to break Shayne Graham's school record.
- With two TD passes and a TD run, Evans increased his total TDs to 31, breaking the single-season record of 30 held by former quarterback Logan Thomas (2014).
- Evans' two TD passes now give him 24 on the season, tying the school record held by Tyrod Taylor (2010).
- Peoples set a career high with 11 carries in the game. His previous career high was two carries. He finished with 32 yards rushing.

VIRGINIA TECH	0	14	7	13	-	34
NOTRE DAME	10	14	7	0	-	31

- ND (11:51 - 1st) - Adams 1 run (Toon kick)
- ND (4:26 - 1st) - Toon 25 FG
- ND (14:53 - 2nd) - Finke 31 pass from Kizer (Toon kick)
- VT (11:28 - 2nd) - Evans 23 run (Slye kick)
- ND (6:00 - 2nd) - Boykin 18 pass from Kizer (Toon kick)
- VT (1:18 - 2nd) - Phillips 16 pass from Evans (Slye kick)
- VT (12:39 - 3rd) - Peoples 2 run (Slye kick)
- ND (3:49 - 3rd) - Adams 67 run (Toon kick)
- VT (13:35 - 4th) - Slye 23 FG
- VT (9:13 - 4th) - Hodges 16 pass from Evans (Slye kick)
- VT (4:16 - 4th) - Slye 20 FG

TEAM STATS	VT	ND
First downs	25	22
Rushing yds.	47-152	36-200
Passing yds.	267	249
Return yds.	122	80
Passes	22-29-1	17-34-0
Punts-avg.	4-30.5	7-38.0
Fumbles-lost	4-1	1-0
Penalties-yds.	5-35	10-78
Time of poss.	32:45	27:15

INDIVIDUAL STATS

Rushing —VT: Evans 18-67, Peoples 11-32, Williams 8-28, Rogers 4-26, Phillips 1-4, Ford 1-3, McMillian 1-2, Team 3-(-10); ND: Adams 13-100, Kizer, 16-69, Folston 5-23, Sanders 2-8.
Passing —VT: Evans 22-29-1 267; ND: Kizer 16-33-0 235, Zaire 1-1-0 14.
Receiving — VT: Ford 7-86, Phillips 6-56, Rogers 4-30, Carroll 3-80, Hodges 2-15; ND: St. Brown 6-90, Sanders 3-24, Holmes 2-26, Stepherson 2-18, Finke 1-31, Adams 1-22, Claypool 1-20, Boykin 1-18.



GAME TWELVE

VIRGINIA 10
VIRGINIA TECH 52

LANE STADIUM • BLACKSBURG, VA. • NOVEMBER 26, 2016 • ATTENDANCE: 63,120

Playing in his final game at Lane Stadium, Tech RB Sam Rogers rushed for a career-high 105 yards and scored two TDs, as the Hokies rolled to a 52-10 victory over rival Virginia on Saturday afternoon to claim the Commonwealth Cup yet again.

The Hokies closed the regular season with wins in five of their final six games, moving to 9-3 overall, 6-2 in the ACC. Tech beat Virginia (2-10, 1-7) for the 13th straight time and for the 17th time in the past 18 meetings. The Cavaliers closed the season with seven straight losses.

The Hokies already had clinched the ACC's Coastal Division crown for the sixth time by virtue of North Carolina's loss to NC State on Friday and thus had earned a spot in the ACC title game next Saturday. With their nine wins, the Hokies have registered their most wins in a season since recording 11 victories in 2011.

Rogers got the Hokies started with an 8-yard touchdown run late in the first quarter, and following another Tech score, he added a 32-yard touchdown run midway through the second quarter to push the lead to 21-0. Jerod Evans' 1-yard touchdown run right before halftime gave the Hokies a 28-point lead – their largest halftime lead in the series since 2001.

Things only got worse. UVA went three-and-out on its first drive to start the second half, and the Hokies scored on their first offensive play when Jerod Evans hit Bucky Hodges for a 42-yard touchdown that sparked a 24-point quarter that put the game away. Virginia turned the ball over three times in the game, one of which was returned for a touchdown, and amassed just 247 yards against the Hokies' defense. UVA played three quarterbacks who combined to complete just 13 of 36 for 139 yards, with a touchdown and two interceptions. Taquan Mizzell led the Cavaliers with 113 yards rushing.

Rogers' 100-yard performance was the first of his career, as the Hokies racked up a season-high 289 yards rushing and finished with a season-high 579 total yards.

GAME NOTES

- Evans set the school single-season total offense record finishing with 3,752 yards of total offense, breaking the mark of 3,500 yards set by Logan Thomas in 2012.
- Ford's 29-yard reception marked the 200th reception of his career. The junior from Jacksonville, Florida, who has caught at least one reception in 38 of his 39 career games, became the 17th player in ACC history to record 200 receptions.

VIRGINIA	0	0	3	7	-	10
VIRGINIA TECH	7	21	24	0	-	52

- VT (2:54 - 1st) - Rogers 8 run (Slye kick)
- VT (10:40 - 2nd) - Phillips 39 pass from Evans (Slye kick)
- VT (7:06 - 2nd) - Rogers 32 run (Slye kick)
- VT (2:45 - 2nd) - Evans 1 run (Slye kick)
- VT (13:22 - 3rd) - Hodges 42 pass from Evans (Slye kick)
- VT (11:27 - 3rd) - Slye 24 FG
- VA (7:19 - 3rd) - Hayward 29 FG
- VT (6:49 - 3rd) - Motuapuaka 70 fumble return (Slye kick)
- VT (2:37 - 3rd) - McMillian 31 pass from Motley (Slye kick)
- VA (9:29 - 4th) - Zaccheaus 39 pass from Benkert (Hayward kick)

TEAM STATS	VA	VT
First downs	14	29
Rushing yds.	31-108	51-289
Passing yds.	139	290
Return yds.	28	118
Passes	13-36-2	18-30-0
Punts-avg.	10-42.3	4-33.5
Fumbles-los	2-1	3-2
Penalties-yds.	4-31	3-35
Time of poss.	27:18	32:42

INDIVIDUAL STATS

Rushing — VT: Rogers 15-105, Reid 9-54, Evans 11-38, McMillian 5-32, Motley 5-32, Peoples 3-15, Daniel 1-10, Phillips 1-4, Team 1-(-1); VA: Mizzell 22-113, Hamm 1-2, Johns 1-1, Benkert 2-0, Ellis 2-0, Reed 1-0, Brewer 1-(-2), Team 1-(-6).
Passing — VT: Evans 16-27-0 253, Motley 2-3-0 37; VA: Benkert 9-26-0 122, Johns 4-10-2 17.
Receiving —VT: Phillips 6-87, Hodges 4-69, Ford 4-68, Rogers 2-29, McMillian 1-31, Daniel 1-6; VA: Dowling 3-26, Johnson 3-17, Zaccheaus 2-49, Eldridge 2-15, Reed 1-28, Dubois 1-6, Mizzell 1-(-2).

STAFF

HOKIES

REVIEW

HISTORY

PROS

BEAMER

MEDIA

2016 GAME-BY-GAME



GAME THIRTEEN

3 CLEMSON 42
19 VIRGINIA TECH 35

CAMPING WORLD STADIUM • ORLANDO, FLA. • DECEMBER 3, 2016 • ATTENDANCE: 50,628

Virginia Tech's Jerod Evans accounted for 310 yards and three TDs, but Clemson's Deshaun Watson, the game's MVP, accounted for five touchdowns and led the Tigers to a 42-35 victory over the Hokies in the ACC Championship Game.

With the loss, the Hokies fell to 9-4 overall on the season. Tech fell to 3-3 in ACC championship games. Clemson moved to 12-1 overall and all but clinched its spot as one of the four teams in the College Football Playoff.

The Hokies trailed the Tigers 35-14 late in the third quarter, but responded by scoring touchdowns on three straight possessions. A 5-yard touchdown pass from Evans to Cam Phillips pulled Tech to within 42-35 with 5:43 remaining.

Tech held Clemson to three-and-out on its next possession and got the ball back with 4:03 to go. The Hokies drove to the Clemson 23, but on third-and-6, Evans was held to no gain, setting up a must-go-for-it fourth-down situation.

On the play, Evans dropped back to pass and was hit as he was trying to deliver a pass to Bucky Hodges. The Tigers intercepted the pass, and then ran out the clock.

GAME NOTES

- Evans' 264 passing yards give him 3,303 passing yards on the season, enabling him to break Don Strock's record of 3,243 passing yards set in 1972.
- Evans' 21 carries give him 184 carries on the season – the most ever by a Tech quarterback. Logan Thomas held the previous mark of 174 carries set in 2012.
- Ford's 53-yard catch enabled him to become the school's all-time leader in career receiving yardage. Jarrett Boykin (2008-11) held the previous mark of 2,884 yards.
- Phillips' career-high 12 receptions gave him 70 on the season – a number that ranks third on Tech's single-season list.

CLEMSON	14	7	14	7	-	42
VIRGINIA TECH	7	7	7	14	-	35

CU (11:47 - 1st) - Watson 3 run (Huegel kick)
 CU (5:57 - 1st) - Leggett 21 pass from Watson (Huegel kick)
 VT (:51 - 1st) - McMillian 1 run (Slye kick)
 CU (11:46 - 2nd) - Leggett 10 pass from Watson (Huegel kick)
 VT (4:09 - 2nd) - Evans 11 run (Slye kick)
 CU (9:17 - 3rd) - Gallman 8 run (Huegel kick)
 CU (4:45 - 3rd) - Watson 2 run (Huegel kick)
 VT (2:27 - 3rd) - McMillian 27 run (Reed kick)
 VT (11:35 - 4th) - Evans 5 run (Slye kick)
 CU (7:33 - 4th) - Renfrow 15 pass from Watson (Huegel kick)
 VT (5:43 - 4th) - Phillips 26 pass from Evans (Slye kick)

TEAM STATS	CU	VT
First downs	30	19
Rushing yds.	41-182	35-102
Passing yds.	288	284
Return yds.	-5	110
Passes	23-34-1	22-36-1
Punts-avg.	5-34.6	6-44.8
Fumbles-lost	0-0	1-0
Penalties-yds.	8-65	8-89
Time of poss.	31:52	28:08

INDIVIDUAL STATS

Rushing —VT: Evans 21-46, McMillian 7-37, Rogers 4-10, Phillips 3-9; DU: Watson 17-85, Gallman 17-59, Fuller 5-40, Team 2-(-2).
Passing —VT: Evans 21-35-2 264, Ludwig 1-1-0 20; CU: Watson 23-34-1 288.
Receiving — VT: Phillips 12-92, Ford 4-89, Rogers 3-36, Carroll 1-5, Edmunds 1-20, Hodges 1-42; CU: Scott 7-48, Williams 5-57, Leggett 4-49, Cain 2-69, Renfrow 2-46, McCloud 1-9, Gallman 1-7, Thompson 1-3.

HOKIES' SECOND-HALF RALLY LEADS TO BELK BOWL WIN

Tech trailed 24-0 at halftime, but behind quarterback Jerod Evans and a stingy defense, the Hokies scored 35 unanswered points to record their third straight bowl win



CHARLOTTE, N.C. – Virginia Tech quarterback Jerod Evans accounted for four second-half touchdowns and Tech's defense forced four turnovers in the second half, as the No. 22 Hokies rallied from a 24-0 halftime deficit to knock off Arkansas 35-24 in the Belk Bowl played Thursday night at Bank of America Stadium.

With the win, the Hokies finished the season with a 10-4 record, recording at least 10 wins for the first time since 2011 and for the 14th time in program history. The Hokies also won their third straight bowl game for the first time in school history.

"I'm awfully proud of our kids and the way they battled today," Tech head coach Justin Fuente said. "We did not play well in the first half, and they did play well, but our kids didn't panic. They had to take it on play at a time in the second half, and they came out and played really well in all three phases of the game.

"I'm awfully proud to coach this group of kids. Our senior leadership, I've talked about since day 1. I can't say enough good things about those kids. I think it's fitting that, at least it's my understanding, it's the biggest comeback in Virginia Tech history. I think that senior class, being able to pull that off, is awfully fitting because of the character they have and the discipline and the work ethic."

The Hokies' 24-point rally was the biggest since 1987 and believed to be the biggest in school history. Tech turned the ball over twice in the first half, and the Razorbacks scored 10 points off of those – part of their 24-point barrage.

But Tech's Chuck Clark arguably turned the game, forcing a fumble on Arkansas first possession of the second half. Woody Baron recovered for the Hokies, and Evans scored on a 4-yard run for Tech's first score of the game.

Arkansas turned it over four times in the second half – and the Hokies scored touchdowns after every one of them. A Tremaine Edmunds interception led to a 5-yard touchdown pass from Evans to tight end Chris Cunningham with 4 minutes left in the third quarter that cut the lead to 24-21.

Tech took its first lead of the game on a 6-yard touchdown run by Travon McMillian with 12:03 left in the game. The Hokies then iced it when Terrell Edmunds' interception led to a 1-yard touchdown run by Evans with 6:41 remaining that accounted for the final margin.

"I think it [the turnovers] changed the game completely," said Tech's Anthony Shegog, who recorded an interception and forced a fumble in the game. "Just like in the first half, when we had that first turnover on offense, that gave all the momentum to them. In the second half, we were able to get those turnovers, and that helped significantly."

Evans completed 21 of 33 for 243 yards, with two touchdowns and an interception to lead the Hokies. He also rushed for 87 yards and two scores.

Tech finished with 402 yards of offense. Arkansas amassed 314 – but only 56 in the second half.

BELK BOWL BOX SCORE, PAGE 167

THE LAST TIME

STAFF

HOKIES

REVIEW

HISTORY

PROS

BEAMER

MEDIA

TEAM

Scored 90+ points	99, vs. Emory & Henry, 1919
Scored 80-89 points	86, vs. Roanoke College, 1905
Scored 70-79 points	77, vs. Akron, 1995
Scored 60-69 points	66, vs. Appalachian State, 2011
Scored 50-59 points	52, vs. Virginia, 2016
Scored 40-49 points	49, vs. Boston College, 2016
Back-to-back 40+ games	vs. BC (49), vs. ECU (54), 2016
Three straight 40+ games	at NCSU (41), vs. CMU (45), vs. WF (52), 2010
Four straight 40+ games	NCSU (41), CMU (45), WF (52), Duke (44), 2010
Rushed for 500+ yards	500, at Pittsburgh, 1993
Rushed for 400-499 yards	444, vs. Marshall, 2009
Rushed for 300-399 yards	308, vs. Western Michigan, 2014
Rushed for 200-299 yards	289, vs. Virginia, 2016
Passed for 500+ yards	504, at Syracuse, 2002
Passed for 400-499 yards	406, at Pittsburgh, 2016
Passed for 300-399 yards	316 vs. Georgia Tech, 2016
Passed for 200-299 yards	243, vs. Arkansas, 2016
Rushed/Passed for 200+ yards	vs. Virginia 2016
	289 rush, 297 pass
Had 600+ yards in total offense	605, vs. Wake Forest, 2010
Had 500-599 yards in total offense	579, vs. Virginia, 2016
Scored on first offensive play	vs. Appalachian State, 2011
	David Wilson 20-yard run
Won on final offensive play	vs. Virginia, 2012
	Cody Journell 29 yd FG
Lost on final offensive play	UNC, 2015
	Quinshad Davis 5-yd pass from Marquise Williams (OT)
Won in overtime	29-21, vs. Marshall, 2013
Lost in overtime	30-27 (OT), vs. UNC, 2015
Recorded a safety	vs. East Carolina, 2016
Recorded two defensive TDs	at Boston College, 2008
Zero punts in a game	vs. James Madison, 2010
Zero sacks allowed in a game	vs. East Carolina, 2016
Recorded a shutout	vs. Boston College, 2016
Held opp. to 0 yards or less rushing	-15, vs. Florida State, 2012
Blocked two kicks in a game	vs. East Carolina, 2016
Scored special teams TD	vs. East Carolina, 2016
Scored defensive & special teams TD	at Purdue, 2015
Played an overtime game	vs. Duke [4 OT], 2015

INDIVIDUAL

Rushed for 200+ yards	253, Darren Evans, vs. Maryland, 2008
Rushed for 150-199 yards	157, J.C. Coleman, vs. Cincinnati, 2014
Two players rushed for 100 yards	NC State, 2010
	(Darren Evans, 160 yds. & Tyrod Taylor, 121 yds.)
Three players rushed for 100 yards	at South Carolina, 1974
	Phil Rogers (120), Roscoe Coles (111) & George Heath (104)
Had 40+ carries	42, Cyrus Lawrence, vs. Memphis St., 1981
Had 30-39 carries	33, Travon McMillian, at BC, 2015
Had 20-29 carries	22, Jerod Evans, vs. Arkansas, 2016
Had two players with 20+ carries	Logan Thomas (23) & Trey Edmunds (22) vs. Marshall, 2013
Rushed for 6 TDs	Tommy Francisco, vs. VMI, 1966
Rushed for 5 TDs	Lee Suggs, at UCF, 2000
Rushed for 4 TDs	Trey Edmunds, at Miami, 2013
Rushed for 3 TDs	David Wilson, vs. Appalachian State, 2011
Rushed for 2 TDs	Jerod Evans, vs. Arkansas, 2016
Passed for 500+ yards	504, Bryan Randall, at Syracuse, 2002
Passed for 300-499 yards	316, Jerod Evans, vs. Georgia Tech, 2016
Passed for 200-299 yards	243, Jerod Evans, vs. Arkansas, 2016
Two QBs each pass for 100+ yards	vs. Appalachian State, 2011
	(Logan Thomas, 149 yds. & Mark Leal, 113 yds.)

Passed for 5 TDs	Jerod Evans, vs. Boston College, 2016
Passed for 4 TDs	Jerod Evans, vs. Liberty, 2016
Passed for 3 TDs	Jerod Evans, vs. East Carolina, 2016
Passed for 2 TDs	Jerod Evans, vs. Arkansas, 2016
Two QBs with 2 TD passes apiece	Logan Thomas and Mark Leal vs. Appalachian State, 2011
Had 50+ pass attempts	56, Michael Brewer, vs. East Carolina, 2014
Had 40-49 pass attempts	45, Jerod Evans, vs. Georgia Tech, 2016
Had 30-39 pass attempts	33, Jerod Evans, vs. Arkansas, 2016
Had 20-29 pass attempts	27, Jerod Evans, vs. Virginia, 2016
Had 30+ pass completions	32, Jerod Evans, vs. Georgia Tech, 2016
Had 20-29 pass completions	21, Jerod Evans, vs. Arkansas, 2016
QB rush/pass for 100 yards	Logan Thomas, at Miami, 2012
	(124 rush, 199 pass)
Had 10+ receptions	12, Cam Phillips, vs. Clemson, 2016
Had 250+ yards receiving	279, Ernest Wilford, at Syracuse, 2002
Had 200-249 yards receiving	227, Isaiah Ford, vs. Tulsa, 2015
Had 100+ yards receiving	117, Isaiah Ford, vs. East Carolina, 2016
Three players with 100+ receiving	at Pittsburgh, 2016
	Isaiah Ford (143), Bucky Hodges (145), Cam Phillips (109)
Had 4 TD receptions	Ernest Wilford at Syracuse, 2002
Had 3 TD receptions	Bucky Hodges, vs. Duke (4 OT), 2015
Had 2 TD receptions	Bucky Hodges, vs. Miami, 2016
Intercepted 3 passes	Kendall Fuller, vs. Duke, 2013
Intercepted 2 passes	Greg Stroman, vs. Liberty, 2016
Returned a KO for TD	Demetri Knowles, at UNC, 2012
Returned punt for TD	Greg Stroman, vs. East Carolina, 2016
Returned an INT for TD	Andrew Motuapuaka, vs. Furman, 2015
Returned a fumble for TD	Andrew Motuapuaka, vs. Virginia, 2016
Returned blocked punt for TD	Adonis Alexander, at Purdue, 2015
Returned blocked FG for TD	Adonis Alexander, vs. Duke, 2016
Returned blocked PAT for 2 pts	Stephan Virgil, vs. ECU, 2008
Blocked an extra point	Dadi Nicolas, vs. Miami, 2014
Blocked a FG	Greg Stroman, at Duke, 2016
Blocked a punt	Cam Phillips, vs. East Carolina, 2016
Scored a def. and special teams TD in a game	DeAngelo Hall vs. Arkansas St., 2002 (49-yd. INT & 69-yd. PR)
Returned two punts for TDs	DeAngelo Hall vs. Syracuse, 2003 (58 & 60 yds.)
Successful 2-point conversion	vs. Duke (4 OT), 2015
	Travon McMillian, rush
Made 6 FGs	Joey Slye, at Pittsburgh, 2016
Made 5 FGs	Chris Kinzer, vs. Vanderbilt, 1986
Made 4 FGs	Joey Slye, at BC, 2015
Made 3 FGs	Joey Slye, vs. Miami, 2016
Kicked a 60+ FG	61, Wayne Latimer, vs. Florida St., 1975
Kicked a 50-59 FG	56, Cody Journell, at Boston College, 2013
Kicked a 40-49 FG	Joey Slye, vs. Miami, 2016
Kicked two 40+ yards FGs in one game	Joey Slye, at UVA, 2015
Kicked a 70+ punt	75, Michael Branthover, at Duke, 2011
Kicked a 60-69 punt	60, Mitchell Ludwig, vs. Clemson, 2016



THE LAST TIME - OPPONENT

TEAM

Scored 70+ points	77, Alabama, 1973
Scored 60-69 points	66, Washington & Lee, 1951
Scored 50-59 points	52, Tulsa, 2015
Scored 40-49 points	42, Clemson, 2016

Rushed for 500+ yards	748, Alabama, 1973
Rushed for 400-499 yards	461, Alabama, 1972
Rushed for 300-399 yards	309, Georgia Tech, 2016
Rushed for 200-299 yards	200, Notre Dame, 2016
Had 50-99 yards rushing	73, North Carolina, 2016
Had FEWER than 50 yards rushing	46, Arkansas, 2016

Passed for 500+ yards	NEVER
Passed for 400-499 yards	450, Syracuse, 2016
Passed for 350-399 yards	362, East Carolina, 2016
Had 50-99 yards passing	58, North Carolina, 2016
Had FEWER than 50 yards passing	34, Georgia Tech, 2016

Had 800+ yards in total offense	833, Alabama, 1973
Had 700-799 yards in total offense	NEVER
Had 600-699 yards in total offense	604, Syracuse, 2002
Had 500-599 yards in total offense	563, vs. Tulsa, 2015

Recorded a safety	Boston College [2], 2008
Recorded a defensive TD	at GT, 2015
Shut out Tech	Cincinnati, 1995
Blocked two kicks in a game	Duke, 2006
Scored a special teams TD	Alabama, 2013
Scored defensive & special teams TD	Alabama, 2013

INDIVIDUAL

Rushed for 200+ yards	249, Duke Johnson, Miami, 2014
Rushed for 150-199 yards	169, James Summers, East Carolina, 2015
Rushed for 100-149 yards	118, Taquan Mizzell, Virginia, 2016
Two players rushed for 100 yards	Georgia Tech, 2016
	Marcus Marshall (143) & Matthew Jordan (142)

Three players rushed for 100 yards	NEVER
Had 40+ carries	44, Paul Palmer, Temple, 1986
Had 35-39 carries	38, Derrick Knight, Boston College, 2003
Rushed for 6 TDs	Willis McGahee, Miami, 2002
Rushed for 5 TDs	NEVER
Rushed for 4 TDs	Chris Brantley, Rutgers, 1992
Rushed for 3 TDs	James Conner, Pittsburgh, 2016
Rushed for 2 TDs	Deshaun Watson, Clemson, 2016

Passed for 500+ yards	NEVER
Passed for 400-499 yards	427, Shane Carden, East Carolina, 2014
Passed for 300-399 yards	323, Brad Kaaya, Miami, 2016
Passed for 5 TDs	NEVER
Passed for 4 TDs	Thomas Sirk, Duke (4 OT), 2011
Passed for 3 TDs	Deshaun Watson, Clemson, 2016
Had 50+ pass attempts	53, Eric Dungey, Syracuse, 2016
Had 40-49 pass attempts	44, Dane Evans, Tulsa, 2015
Had 30-39 pass attempts	31, Austin Allen, Arkansas, 2016
Had 30+ pass completions	30, Dominique Davis, ECU, 2010
Had 20-29 pass comps	23, Deshaun Watson, Clemson, 2016
QB rush/pass for 100 yards	Eric Dungey, Syracuse, 2016
	311 yds passing, 109 yds rushing

Had 11+ receptions	11, Ervin Phillips, Syracuse, 2016
Had 250+ yards receiving	NEVER

Had 200-249 yards receiving	224, Cam Worthy, East Carolina, 2014
Had 100+ yards receiving	105, Keon Hatcher, Arkansas, 2016
Two players w/100+ yards receiving	Syracuse, 2016
	Ervin Phillips, 139 & Brisley Estime, 131

Had 4 TD receptions	Chris Brantley, Rutgers, 1992
Had 3 TD receptions	Coby Fleener, Stanford, 2011
Had 2 TD receptions	Jordan Leggett, Clemson, 2016

Intercepted 3 passes	Aaron Beasley, West Virginia, 1994
Intercepted 2 passes	Cordrea Tankersley, Clemson, 2016

Returned a KO for TD	Christion Jones, Alabama, 2013
Returned punt for TD	William Likely, Maryland, 2013
Returned an INT for TD	David Dean, Virginia, 2014
Returned/recovered a fumble for TD	Alpha Jalloh, Liberty, 2016
Returned blocked punt for TD	T.J. Lee, East Carolina, 2008
Returned blocked FG for TD	NEVER
Returned blocked PAT for 2 pts	Nigel Bradham, FSU, 2010
Blocked an extra point	Richard Ash, Western Michigan, 2014
Blocked a FG	TEAM, Georgia Tech, 2016
Blocked a punt	Gabriel Terry, Miami, 2012
2-point conversion	Pittsburgh, 2016
	Nathan Peterman pass to James Conner

Made 6 FGs	NEVER
Made 5 FGs	Alex Henery, Nebraska, 2009
Made 4 FGs	Will Snyderwine, Duke, 2009
Made 3 FGs	Harrison Butker, Georgia Tech, 2016
Kicked a 60+ FG	NEVER
Kicked a 50-59 FG	51, Cole Murphy, Syracuse, 2016
Kicked two 50+ FGs	51 & 53, Ross Martin, Duke, 2013
Kicked a 40-49 FG	40, Harrison Butker, Georgia Tech, 2016

Kicked a 70+ punt	76, Alex Henery, Nebraska, 2009
Kicked a 60-69 punt	67, Nicholas Conte, Virginia, 2016

TURNOVERS

THE LAST TIME TECH...

Lost two fumbles	at North Carolina, 2016
Lost three fumbles	vs. Miami, 2014
Lost four fumbles	vs. Liberty, 2016
Lost five or more fumbles	5, vs. Tennessee, 2016

Threw three interceptions	@ Miami, Brenden Motley, 2015
Threw four interceptions	vs. Duke, 2013
Threw five interceptions	vs. Virginia, 1994
Threw six or more interceptions	7, vs. Florida St., 1959

THE LAST TIME AN OPPONENT...

Lost two fumbles	at North Carolina, 2016
Lost three fumbles	vs. UNC (OT), 2015
Lost four fumbles	vs. Arkansas St., 2002
Lost five or more fumbles	5, Clemson, 1985

Threw three interceptions	vs. Arkansas, 2016
Threw four interceptions	vs. Duke, 2013
Threw five interceptions	Georgia Tech, 2007
Threw six or more interceptions	6, Rutgers, 1998

HISTORY AND RECORDS



SCORING

TEAM SCORING RECORDS

Most Points Scored

Game	77	vs. Akron (since 1950)	1995
	99	vs. Emory & Henry (all-time)	1919
Season	490		2016

Most Touchdowns

Game	11	vs. Akron	1995
Season	61		2000, 2003 & 2016

Most Points by Kicking

Game	21	vs. Pitt	2016
Season	118		2016

Extra Points Attempted

Game	10	vs. VMI	1966
		vs. Akron	1995
Season	61		2003

Extra Points Made

Game	10	vs. VMI	1966
Season	58		2003 & 2016

Most Two-Point Conversions

Game	4	vs. Richmond	1959
Season	7		1958

INDIVIDUAL SCORING

Most Points Scored

Game	36	tb Tommy Francisco vs. VMI	1966
Season	168	tb Lee Suggs	2000
Career	371	pk Shayne Graham	1996-99

Most Touchdowns

Game	6	tb Tommy Francisco vs. VMI	1966
Season	28	tb Lee Suggs	2000
Career	56	tb Lee Suggs	1999-02

Bold indicates a current player

CAREER SCORING LEADERS

Pos.	Name	Years	TDs	PAT	2PT Conv.	FGs	TP
PK	Shayne Graham	1996-99		167	68	371	
TB	Lee Suggs	1999-02	56			336	
PK	Joey Slye	2014-		132		63	321
PK	Brandon Pace	2003-06		136		58	310
PK	Carter Warley	2000-03		190		39	307
PK	Ryan Williams	1991-94		137		39	254
PK	Chris Kinzer	1985-88		93		47	234
PK	Cody Journell	2010-13		101		44	233
PK	Don Wade	1981-84		98		42	224
TB	Kevin Jones	2001-03	35				210
TB	Branden Ore	2005-07	33				198
TB	Ryan Williams	2009-10	32				192
RB	James Barber	1971-73	30				180
TB	Cyrus Lawrence	1979-82	30				180
RB	Roscoe Coles	1974-77	29		1		176
TB	Ken Oxendine	1994-97	27				162
TB	Tony Kennedy	1989-92	26		1		158
WR	André Davis	1998-01	26				156
QB	Logan Thomas	2010-13	25		1		152
TB	Maurice Williams	1983-86	25				150
TB	Dwayne Thomas	1992-95	25				150
TB	David Wilson	2009-11	25				150
PK	Wayne Latimer	1973-75		72		25	147
TB	Terry Smoot	1967-69	24				144
WR	Isaiah Ford	2014-16	24				144
SE	Antonio Freeman	1991-94	23				138
QB	Tyrod Taylor	2007-10	23				138
PK	Mickey Thomas	1989-91		44		31	137
QB	Bob Schweickert	1962-64	22		1		134
TB	Tommy Francisco	1964-66	22		1		134
TE	Bucky Hodges	2014-16	22		1		134

Most Points by Kicking

Game	21	Joey Slye vs. Pitt	2016
Season	118	Joey Slye	2016
Career	371	Shayne Graham	1996-99

Extra Points Attempted

Game	10	Jon Utin vs. VMI	1966
Season	59	Joey Slye	2016
Career	195	Carter Warley	2000-03

Extra Points Made

Game	10	Jon Utin vs. VMI	1966
Season	58	Joey Slye	2016
Career	190	Carter Warley	2000-03

Field Goals Attempted

Game	6	Wayne Latimer vs. Florida St.	1973
		Mickey Thomas vs. Vanderbilt	1989
		Atle Larsen vs. Miami	1995
	6	Joey Slye vs. Pitt	2016
Season	32	Shayne Graham	1998
Career	93	Shayne Graham	1996-99

Field Goals Made


Game	6	Mickey Thomas vs. Vanderbilt	1989
	6	Joey Slye vs. Pitt	2016
Season	23	Dustin Keys	2008
		Joey Slye	2015
Career	68	Shayne Graham	1996-99

Most Consecutive Field Goals Made


Season	21	Chris Hazley	2010
Career	22	Brandon Pace	2005-06

Most Consecutive PAT Kicks Made

Season	34	Chris Hazley	2010
Career	100	Carter Warley	2000-02



JOEY SLYE



LEE SUGGS

YEAR-BY-YEAR SCORING LEADERS

Year	Player	TDs	PAT	Other FGs	TP	Year	Player	TDs	PAT	Other FGs	TP	Year	Player	TDs	PAT	Other FGs	TP
1952	Dickie Beard	5			30	1973	Wayne Latimer		22	13	61	1995	Atle Larsen		33	12	69
1953	Jack Williams	5			30	1974	Bruce Arians	11		1	68	1996	Ken Oxendine	13			78
1954	Dickie Beard	4	15		39	1975	Roscoe Coles	10			60	1997	Shayne Graham	35		19	92
1955	Don Divers	7			42	1976	Roscoe Coles	9		1	56	1998	Shayne Graham	37		22	103
	Leo Burke	7			42	1977	David Lamie	8			48	1999	Shayne Graham	56		17	107
1956	Jimmy Lugar	8			48	1978	Kenny Lewis	10			60	2000	Lee Suggs	28			168
1957	Barry Frazee	3	13	1	34	1979	Cyrus Lawrence	9			54	2001	Carter Warley	44		11	77
1958	Pat Henry	7		1	44	1980	Cyrus Lawrence	8			48	2002	Lee Suggs	24			144
1959	Alger Pugh	11			66		Sidney Snell	8			48	2003	Kevin Jones	21			126
1960	Terry Strock	7			42	1981	Don Wade	23		13	62	2004	Brandon Pace	43		21	106
1961	Terry Strock	3			18	1982	Don Wade	14		9	41	2005	Brandon Pace	51		19	108
	Warren Price	3			18	1983	Don Wade	37		8	61	2006	Branden Ore	17			102
1962	Bob Schweickert	5			30	1984	Don Wade	24		12	60	2007	Jud Dunlevy	45		21	108
1963	Sonny Utz	10			60	1985	Maurice Williams	9			54	2008	Dustin Keys	32		23	101
1964	Sonny Utz	11			66	1986	Chris Kinzer	27		22	93	2009	Ryan Williams	22			132
1965	Bobby Owens	7			42	1987	Chris Kinzer	23		8	47	2010	Chris Hazley	53		21	116
1966	Tommy Francisco	14			84	1988	Chris Kinzer	20		12	56	2011	Cody Journell	43		14	85
1967	Jon Utin		17	10	47	1989	Mickey Thomas	14		21	77	2012	Cody Journell	34		20	94
1968	Jack Simcsak		24	9	51	1990	Mickey Thomas	29		10	59	2013	Trey Edmunds	12			72
1969	Terry Smoot	12			72	1991	Tony Kennedy	11			66	2014	Joey Slye	33		20	93
1970	Perry Tiberio	10			60	1992	Ryan Williams	28		12	64	2015	Joey Slye	41		23	110
1971	James Barber	9			54	1993	Dwayne Thomas	12			72	2016	Joey Slye	58		20	118
1972	James Barber	13			78	1994	Ryan Williams	27		17	78						

TECH IN THE NCAA RECORD BOOK

CURRENT INDIVIDUAL RECORD HOLDERS

GAME

Most Yards on Interception Returns
Ashley Lee, 182 vs. Vanderbilt, 1983

Highest Average Gain Per Interception
Ashley Lee, 91.0 vs. Vanderbilt, 1983

Most Field Goals Made by a Freshman
Mickey Thomas, 6 vs. Vanderbilt, 1989

SEASON

Most Games Scoring a Touchdown
Lee Suggs, 14, 2002 (nationally tied)

CAREER

Most Consecutive Games Scoring a Touchdown
Lee Suggs, 27, 2001-2003

STATISTICAL CHAMPIONS

TEAM

Total Defense
2005 – 1. Virginia Tech, 247.6 ypg.
2006 – 1. Virginia Tech, 219.46 ypg.

Scoring Defense
1983 – 1. Virginia Tech, 8.3 ppg.
1999 – 1. Virginia Tech, 10.5 ppg.
2006 – 1. Virginia Tech, 11.0 ppg.

Rushing Defense
1982 – 1. Virginia Tech, 49.5 ypg.
1983 – 1. Virginia Tech, 69.4 ypg.
1995 – 1. Virginia Tech, 77.4 ypg.

Pass Defense
2006 – 1. Virginia Tech, 128.23 ypg.

Scoring Offense

1999 – 1. Virginia Tech, 41.4 ppg.

Passing

1972 – 1. Virginia Tech, 304.4 ypg.

Punt Return Yards

2000 – 1. Virginia Tech, 18.23

Interceptions

2002 – 1. Virginia Tech, 24

Fumbles Recovered

2015 – 1. Virginia Tech, 15

Fewest Fumbles Lost

2013 – 1. Virginia Tech, 4

Turnover Margin

2010 – 1. Virginia Tech, 1.36 pg (+19)

INDIVIDUAL

Total Offense
1972 – 1. Don Strock, 288.2 ypg.

Passing
1972 – 1. Don Strock, 3,243 yds.

Scoring
2000 – 1. Lee Suggs, 15.27 ppg.

Field Goals
1986 – 1. Chris Kinzer, 2.0 pg.

Punt Returns
1991 – 1. Bo Campbell, 18.2 ypr.

Passing Efficiency
1999 – 1. Michael Vick, 180.4

Interceptions
2010 – 1. Jayron Hosley, .69 pg (9)

HIGHEST SCORING TEAMS

Year	Pts.	Avg.	Year	Pts.	Avg.	Year	Pts.	Avg.
1999 ...	455	41.4	2001 ...	359	32.6	1905 ...	305	30.5
2000 ...	443	36.9	2009 ...	414	31.8	1995 ...	321	29.2
1993 ...	400	36.4	1996 ...	349	31.7	1997 ...	321	29.2
2003 ...	460	35.4	1998 ...	343	31.2	2007 ...	402	28.7
2016 ...	490	35.0	2015 ...	403	31.0	2011 ...	391	27.9
2010 ...	474	33.9	2004 ...	400	30.8	1972 ...	307	27.9
2005 ...	440	33.8	2002 ...	429	30.6	1994 ...	304	27.6



RUSHING

INDIVIDUAL RUSHING

MOST RUSHES

Game 42 tb Cyrus Lawrence vs. Memphis St. 1981
 Season 325 tb Cyrus Lawrence 1981
 Career 843 tb Cyrus Lawrence 1979-82

MOST NET YARDS

Game 253 tb Darren Evans vs. Maryland..... 2008
 Season 1709 tb David Wilson 2011
 Career 3767 tb Cyrus Lawrence 1979-82

MOST TOUCHDOWNS SCORED RUSHING

Game 6 tb Tommy Francisco vs. VMI..... 1966
 Season 27 tb Lee Suggs..... 2000
 Career 53 tb Lee Suggs..... 1999-02

HIGHEST YARDS-PER-CARRY AVERAGE

Season 6.26 tb André Kendrick 1999
 (min. 100 carries)
 Career 5.76 tb David Wilson 2009-11
 (min. 300 carries)

TEAM RUSHING

RUSHING ATTEMPTS

Game Most: 87 vs. Wake Forest 1975
 Fewest: 17 vs. Virginia..... 1994
 Season Most: 728 1975

MOST NET YARDS GAINED RUSHING

Game 500 vs. Pittsburgh 1993
 Season 3076 1975

MOST TOUCHDOWNS SCORED RUSHING

Game 8 vs. Akron..... 1995
 Season 46 2000

HIGHEST YARDS-PER-CARRY AVERAGE

Game 9.24 vs. Akron..... 1995
 Season 5.28 2003

MOST FIRST DOWNS RUSHING

Game 25 vs. South Carolina..... 1974
 Season 171 1970

SINGLE-SEASON 1,000-YARD RUSHERS

Name	Year	Carries	Yards
David Wilson	2011	290	1709
Ryan Williams	2009	293	1655
Kevin Jones	2003	281	1647
Cyrus Lawrence	1981	325	1403
Lee Suggs	2002	257	1325
Darren Evans	2008	287	1265
Cyrus Lawrence	1980	271	1221
Lee Suggs	2000	222	1207
Branden Ore	2006	241	1137
Dwayne Thomas	1993	214	1130
Roscoe Coles	1976	209	1119
Shyrone Stith	1999	226	1119
Roscoe Coles	1975	194	1045
Travon McMillian	2015	200	1043
Phil Rogers	1973	175	1036
Maurice Williams	1986	166	1029
Kenny Lewis	1978	184	1020



DAVID WILSON



RYAN WILLIAMS

YEAR-BY-YEAR RUSHING LEADERS

Year	Player	Carries	Net Yds.	TDs	Year	Player	Carries	Net Yds.	TDs
1952	Don Welsh	102	392	2	1985	Maurice Williams	167	936	9
1953	Dickie Beard	60	349	1	1986	Maurice Williams	166	1029	6
1954	Dickie Beard	128	647	2	1987	Jon Jeffries	125	599	3
1955	Dickie Beard	92	382	2	1988	Ralph Brown	140	514	4
1956	Bobby Wolfenden	74	459	4	1989	Vaughn Hebron	134	584	1
1957	Corbin Bailey	89	366	0	1990	Vaughn Hebron	133	640	3
1958	Pat Henry	78	375	5	1991	Tony Kennedy	143	684	10
1959	Alger Pugh	112	615	6	1992	Vaughn Hebron	105	579	5
1960	Warren Price	98	350	5	1993	Dwayne Thomas	214	1130	11
1961	Warren Price	93	356	3	1994	Dwayne Thomas	142	655	5
1962	Gerald Bobbitte	95	312	3	1995	Dwayne Thomas	167	673	7
1963	Bob Schweickert	155	839	7	1996	Ken Oxendine	150	890	13
1964	Sonny Utz	175	777	10	1997	Ken Oxendine	237	904	8
1965	Bobby Owens	146	526	7	1998	Lamont Pegues	178	745	7
1966	Tommy Francisco	203	753	13	1999	Shyrone Stith	226	1119	13
1967	Terry Smoot	68	356	4	2000	Lee Suggs	222	1207	27
1968	Terry Smoot	196	820	8	2001	Kevin Jones	175	957	5
1969	Terry Smoot	246	940	11	2002	Lee Suggs	257	1325	22
1970	Perry Tiberio	184	764	8	2003	Kevin Jones	281	1647	21
1971	James Barber	93	501	9	2004	Mike Imoh	158	720	6
1972	James Barber	186	624	13	2005	Cedric Humes	162	752	11
1973	Phil Rogers	175	1036	1	2006	Branden Ore	241	1137	16
1974	Phil Rogers	153	663	7	2007	Branden Ore	276	992	9
1975	Roscoe Coles	194	1045	10	2008	Darren Evans	287	1265	11
1976	Roscoe Coles	209	1119	9	2009	Ryan Williams	293	1655	21
1977	Roscoe Coles	158	672	4	2010	Darren Evans	151	854	11
1978	Kenny Lewis	184	1020	10	2011	David Wilson	290	1709	9
1979	Cyrus Lawrence	177	791	9	2012	Logan Thomas	174	524	9
1980	Cyrus Lawrence	271	1221	8	2013	Trey Edmunds	166	675	10
1981	Cyrus Lawrence	325	1403	8	2014	J.C. Coleman	107	533	3
1982	Billy Hite	145	622	3	2015	Travon McMillian	200	1043	7
1983	Otis Copeland	158	709	7	2016	Jerod Evans	204	846	12
1984	Maurice Williams	149	574	6					

100-YARD+ RUSHING GAMES

No.	Pos.	Player	Best	Year
16	tb	Cyrus Lawrence	202 vs. Virginia	1981
15	tb	Kevin Jones	241 vs. Pittsburgh	2003
14	rb	Roscoe Coles	214 vs. Tulsa	1976
12	tb	David Wilson	175 vs. Georgia Tech	2011
11	tb	Eddie Hunter	160 vs. VMI	1984
11	tb	Ken Oxendine	163 vs. Temple	1996
11	tb	Lee Suggs	197 vs. Rutgers	2002
11	tb	Ryan Williams	183 vs. Virginia	2009
10	tb	Kenny Lewis	223 vs. VMI	1978
9	rb-qb	Phil Rogers	168 vs. Houston	1975
9	tb	Branden Ore	207 vs. Southern Miss	2006
8	tb	Terry Smoot	171 vs. VMI	1969
8	tb	Maurice Williams	190 vs. Louisville	1985
8	tb	Shyrone Stith	162 vs. Clemson	1999
7	hb	James Barber	164 vs. SMU	1973
7	tb	Vaughn Hebron	165 vs. Bowling Green	1990
7	tb	Dwayne Thomas	172 vs. Rutgers	1994
6	qb	Bob Schweickert	204 vs. Richmond	1963
6	fb	Mickey Fitzgerald	144 vs. West Virginia	1977
6	qb	Tyrod Taylor	137 vs. Virginia	2008
5	tb	Travon McMillian	142 vs. Duke	2015
5	tb	Cedric Humes	134 vs. North Carolina	2005
5	tb	Darren Evans	253 vs. Maryland	2008
4	fb	Sonny Utz	146 vs. Tampa	1964
4	tb	Jon Jeffries	160 vs. Cincinnati	1987
4	tb	Tony Kennedy	133 vs. East Carolina	1991
4	tb	Lamont Pegues	166 vs. Temple	1998
4	qb	Michael Vick	210 vs. Boston College	2000
4	tb	Tommy Francisco	133 vs. Wake Forest	1965
3	tb	Perry Tiberio	170 vs. Duke	1969
3	tb	Mike Imoh	243 vs. North Carolina	2004
3	tb	J.C. Coleman	183 vs. Duke	2012
2	hb	Alger Pugh	129 vs. Wake Forest	1959
2	fb	Ken Edwards	197 vs. Florida St.	1968
2	fb	Paul Adams	113 vs. Virginia	1975
2	tb	Johnnie Edmonds	115 vs. Rhode Island	1980
2	tb	Otis Copeland	132 vs. Wake Forest	1983
2	tb	Desmar Becton	129 vs. William & Mary	1983
2	tb	Ralph Brown	125 vs. Cincinnati	1988
2	qb	Al Clark	120 vs. Akron	1995
2	fb-tb	Marcus Parker	117 vs. East Carolina	1996
2	tb	Keith Burnell	111 vs. Boston College	2001
2	qb	Bryan Randall	132 vs. Miami	2002
2	qb	Logan Thomas	124 vs. Miami	2012
2	tb	Trey Edmunds	132 vs. Alabama	2013
2	tb	Marshawn Williams	119 vs. Western Michigan	2014
1	hb	Dickie Longerbeam	164 vs. Virginia	1965
1	qb	Bobby Owens	158 vs. VMI	1965
1	qb	Tommy Stafford	105 vs. Tulane	1966
1	fb	George Constantines	117 vs. Richmond	1967
1	tb	Rich Matijevich	119 vs. William & Mary	1969
1	fb	George Heath	104 vs. South Carolina	1974
1	qb	David Lamie	121 vs. William & Mary	1977
1	qb	Steve Casey	101 vs. West Virginia	1978
1	qb	Mark Cox	125 vs. VMI	1983
1	fb	Earnie Jones	116 vs. Vanderbilt	1985
1	fb	Phil Bryant	120 vs. Akron	1991
1	tb	Tommy Edwards	144 vs. Maryland	1993
1	tb	André Kendrick	162 vs. Pittsburgh	1999
1	qb	Marcus Vick	133 vs. Maryland	2005
1	tb	Shai McKenzie	106 vs. William & Mary	2014
1	rb	Sam Rogers	105 vs. Virginia	2016

THREE 100+ PERFORMANCES IN SAME GAME:

Rogers (120), Coles (111) & Heath (104) vs. South Carolina..... 1974

TWO 100+ PERFORMANCES IN SAME GAME:

Schweickert (204) & Utz (132) vs. Richmond	1963
Smoot (147) & Matijevich (119) vs. Wm. & Mary	1969
Tiberio (170) & Edwards (105) vs. Duke	1969
Barber (138) & Rogers (136) vs. Virginia	1973
Rogers (155) & Barber (124) vs. Florida State	1973
Coles (135) & Rogers (128) vs. Auburn	1975
Adams (113) & Coles (104) vs. Virginia	1975
Rogers (143) & Adams (109) vs. VMI	1975
Lewis (120) & Fitzgerald (112) vs. Wake Forest	1978
Lewis (161) & Fitzgerald (115) vs. Appalachian St.	1979
Lewis (108) & Lawrence (103) vs. Wm. & Mary	1979

Lawrence (169) & Edmonds (105) vs. James Madison	1980
Hunter (160) & Becton (114) vs. VMI	1984
M. Williams (165) & Hunter (159) vs. Wm. & Mary	1985
E. Jones (116) & M. Williams (102) vs. Vanderbilt	1985
M. Williams (159) & Hunter (125) vs. Syracuse	1986
M. Williams (143) & Hunter (130) vs. Virginia	1986
M. Williams (149) & Hunter (139) vs. Richmond	1986
Hebron (135) & Kennedy (114) vs. East Carolina	1989
Bryant (120) & Kennedy (114) vs. Akron	1991
Oxendine (135) & Clark (120) vs. Akron	1995
Clark (118) & Parker (101) vs. Rutgers	1997
Pegues (166) & Stith (117) vs. Temple	1998
Vick (210) & Suggs (145) vs. Boston College	2000
K. Jones (174) & Suggs (153) vs. Marshall	2002
Suggs (154) & K. Jones (144) vs. Boston College	2002
Suggs (197) & K. Jones (132) vs. Rutgers	2002
Ore (115) & Humes (113) vs. Virginia	2005
Humes (134) & Ore (104) vs. North Carolina	2005
Wilson (165) & R. Williams (164) vs. Marshall	2009
Evans (160) & T. Taylor (121) vs. NC State	2010

MOST IN SINGLE SEASON:


10 by Ryan Williams.....2009
David Wilson.....2011

SEASONS WITH NO 100+ PERFORMANCES:

1957, '58, '60, '61, '72

CAREER RUSHING LEADERS

Pos.	Name	Yrs. Played	Carries	Tot. Yds.
tb	Cyrus Lawrence	1979-82	843	3767
tb	Kevin Jones	2001-03	616	3475
rb	Roscoe Coles	1974-77	656	3459
tb	Maurice Williams	1983-86	550	2981
tb	Branden Ore	2005-07	617	2776
tb	Lee Suggs	1999-02	535	2767
tb	Dwayne Thomas	1992-95	576	2696
tb	David Wilson	2009-11	462	2662
tb	Ken Oxendine	1994-97	526	2645
tb	Eddie Hunter	1983-86	466	2523
rb-qb	Phil Rogers	1973-75	528	2461
tb	Vaughn Hebron	1989-92	481	2327
tb	Shyrone Stith	1996-99	448	2292
tb	Tony Kennedy	1989-92	535	2259
qb	Tyrod Taylor	2007-10	501	2196
tb	Ryan Williams	2009-10	403	2132
tb	Darren Evans	2008-10	438	2119
tb	Terry Smoot	1967-69	510	2116
rb	James Barber	1971-73	454	2052
fb	Paul Adams	1972-76	470	1984
tb	Kenny Lewis	1976-79	358	1928
tb	Cedric Humes	2002-05	373	1805
tb	Travon McMillian	2015-	345	1714
qb	Bob Schweickert	1962-64	337	1723
fb	Sonny Utz	1962-64	375	1605
tb	Tommy Francisco	1964-66	366	1555
qb	Bryan Randall	2001-04	409	1526
fb	Mickey Fitzgerald	1976-79	303	1449



CYRUS LAWRENCE

PASSING

INDIVIDUAL PASSING

MOST PASSES ATTEMPTED

Game	56	Michael Brewer vs. East Carolina...2014
Season	441	Michael Brewer2014
Career	1248	Logan Thomas.....2010-13

MOST PASSES COMPLETED

Game	34	Don Strock vs. Houston.....1972
Season	268	Jerod Evans.....2016
Career	693	Logan Thomas.....2010-13

MOST YARDS GAINED PASSING

Game	527	Don Strock vs. Houston.....1972
Season	3542	Jerod Evans.....2016
Career	9003	Logan Thomas.....2010-13

MOST TOUCHDOWN PASSES THROWN

Game	5	Bryan Randall vs. Syracuse.....2002
	5	Jerod Evans vs. Boston College..2016
Season	29	Jerod Evans.....2016
Career	53	Logan Thomas.....2010-13

MOST INTERCEPTIONS THROWN

Game	5	Don Strock vs. Kentucky.....1971
		Steve Casey vs. Duke.....1981
		Will Furrer vs. N.C. State.....1991
		Maurice DeShazo vs. Virginia...1994
Season	27	Don Strock.....1972
Career	47	Don Strock.....1970-72

HIGHEST YARDS-PER-GAME AVERAGE

Season	294.8	Don Strock.....1972
Career	209.3	Michael Brewer2014-15 (min. 20 games played)

HIGHEST YARDS-PER-COMPLETION AVERAGE

Season	20.4	Michael Vick.....1999
Career	14.4	Maurice DeShazo1991-94 (min. 200 completions)

HIGHEST YARDS-PER-ATTEMPT AVERAGE

Season	12.0	Michael Vick.....1999 (min. 150 attempts)
Career	9.79	Michael Vick.....1999-00 (min. 300 attempts)

HIGHEST COMPLETION PERCENTAGE

Season	.637	Bryan Randall.....2002 (min. 150 attempts)
Career	.591	Michael Brewer2014-15 (min. 500 attempts)

TEAM PASSING

MOST PASSES ATTEMPTED

Game	56	vs. East Carolina 2014
Season	456 2014

MOST PASSES COMPLETED

Game	34	vs. Houston 1972
Season	279 2016

MOST YARDS GAINED PASSING

Game	527	vs. Houston 1972
Season	3660 2016

MOST TOUCHDOWN PASSES THROWN

Game	5	vs. Temple 1993
		vs. Syracuse..... 2002
		vs. Boston College 2016
Season	31 2016

MOST INTERCEPTIONS THROWN

Game	7	vs. Florida State..... 1959
Season	28 1972

HIGHEST YARDS-PER-GAME AVERAGE

Season	304.4 1972
--------	-------	------------

HIGHEST YARDS-PER-COMPLETION AVERAGE

Season	18.6 1999 (min. 100 completions)
--------	------	--------------------------------------

HIGHEST YARDS-PER-ATTEMPT AVERAGE

Season	9.6 2009 (min. 200 attempts)
--------	-----	-----------------------------------

HIGHEST COMPLETION PERCENTAGE

Season	.621 2016 (min. 200 attempts)
--------	------	-----------------------------------

MOST FIRST DOWNS PASSING

Game	23	vs. UCF..... 2003
Season	172 2016

YEAR-BY-YEAR PASSING LEADERS

Year	Player	Comp-Att	Yds.	TDs	Int.
1952	Johnny Dean	62-136	878	2	17
1953	Johnny Dean	26- 62	314	0	6
1954	Billy Cranwell	18- 37	316	7	6
1955	Billy Cranwell	25- 54	458	4	5
1956	Jimmy Lugar	32- 76	556	6	8
1957	Billy Cranwell	36- 57	391	0	2
1958	Billy Holsclaw	70-127	1013	9	7
1959	Frank Eastman	32- 68	548	10	8
1960	Warren Price	29- 73	386	7	7
1961	Warren Price	37- 93	381	5	5
1962	Pete Cartwright	26- 60	266	3	3
1963	Bob Schweickert	62-116	687	6	8
1964	Bob Schweickert	52-109	833	9	3
1965	Bobby Owens	68-122	891	6	7
1966	Tommy Stafford	53-113	610	5	6
1967	Al Kincaid	64-132	556	3	6
1968	Al Kincaid	47- 97	537	2	5
1969	Bob German	51-105	743	2	8
1970	Gil Schwabe	61-126	815	5	7
1971	Don Strock	195-356	2577	12	19
1972	Don Strock	228-427	3243	16	27
1973	Rick Popp	70-131	784	7	9
1974	Bruce Arians	53-118	952	3	7
1975	Phil Rogers	25- 53	379	3	3
1976	Mitchael Barnes	39- 72	589	5	2
1977	David Lamie	43-107	752	0	10
1978	Steve Casey	61-118	678	2	4
1979	Steve Casey	105-190	1419	10	13
1980	Steve Casey	97-176	1119	13	14
1981	Steve Casey	79-163	1083	4	9
1982	Todd Greenwood	82-148	987	6	7
1983	Mark Cox	86-156	1188	9	7
1984	Mark Cox	86-164	983	5	8
1985	Todd Greenwood	85-169	919	7	9
1986	Erik Chapman	113-222	1627	10	6
1987	Erik Chapman	119-231	1340	10	14
1988	Will Furrer	128-279	1384	6	16
1989	Will Furrer	45- 88	589	3	3
1990	Will Furrer	173-296	2122	19	11
1991	Will Furrer	148-257	1820	15	16
1992	Maurice DeShazo	101-215	1504	12	11
1993	Maurice DeShazo	129-230	2080	22	7
1994	Maurice DeShazo	164-296	2110	13	13
1995	Jim Druckenmiller	151-294	2103	14	11
1996	Jim Druckenmiller	142-250	2071	17	5
1997	Al Clark	110-192	1476	10	3
1998	Al Clark	72-148	1050	9	5
1999	Michael Vick	90-152	1840	12	5
2000	Michael Vick	87-161	1234	8	6
2001	Grant Noel	146-254	1826	16	11
2002	Bryan Randall	158-248	2134	12	11
2003	Bryan Randall	150-245	1996	15	10
2004	Bryan Randall	170-306	2264	21	9
2005	Marcus Vick	177-289	2393	17	10
2006	Sean Glennon	170-302	2191	11	11
2007	Sean Glennon	143-235	1796	12	5
2008	Tyrod Taylor	99-173	1036	2	7
2009	Tyrod Taylor	136-243	2311	13	5
2010	Tyrod Taylor	188-315	2743	24	5
2011	Logan Thomas	234-391	3013	19	10
2012	Logan Thomas	220-429	2976	18	16
2013	Logan Thomas	227-402	2907	16	13
2014	Michael Brewer	262-441	2692	18	15
2015	Michael Brewer	126-216	1703	13	7
2016	Jerod Evans	268-422	3546	29	8

CAREER PASSING LEADERS

Name	Yrs. Played	Comp-Att.	TDs	Tot. Yds.
Logan Thomas	2010-13	693-1248	53	9003
Tyrod Taylor	2007-10	495-865	44	7017
Bryan Randall	2001-04	490-833	48	6508
Don Strock	1970-72	440-829	29	6009
Will Furrer	1988-91	494-920	43	5915
Maurice DeShazo	1991-94	397-745	47	5720
Sean Glennon	2004-08	386-656	28	4867
Michael Brewer	2014-15	388-657	31	4395
Jim Druckenmiller	1993-96	313-582	34	4383
Steve Casey	1978-81	342-647	29	4299
Jerod Evans	2016	268-422	29	3546
Mark Cox	1981-85	281-518	22	3526
Michael Vick	1999-00	177-313	20	3074
Erik Chapman	1985-87	234-458	20	2996
Marcus Vick	2003,05	207-346	19	2868
Todd Greenwood	1982-85	234-443	16	2721
Al Clark	1995-98	193-361	19	2622
Grant Noel	1999-02	158-284	18	1971
Bob Schweickert	1962-64	133-266	18	1725
David Lamie	1975-78	79-190	4	1327
Bruce Arians	1972-74	78-174	6	1270
Billy Holsclaw	1956-58	87-169	11	1262



JEROD EVANS

RECEIVING

STAFF

HOKIES

REVIEW

HISTORY

PROS

BEAMER

MEDIA



INDIVIDUAL RECORDS

MOST PASSES CAUGHT

Game	13	se Donald Snell vs. Cincinnati.....	1985
		se Nick Cullen vs. So. Miss.....	1990
Season	79	wr Isaiah Ford.....	2016
Career	210	wr Isaiah Ford.....	2014-16

MOST YARDS GAINED BY RECEIVING

Game	279	se Ernest Wilford vs. Syracuse.....	2002
Season	1164	wr Isaiah Ford.....	2015
Career	2967	wr Isaiah Ford.....	2014-16

MOST TOUCHDOWN RECEPTIONS

Game	4	se Ernest Wilford vs. Syracuse.....	2002
Season	11	wr Isaiah Ford.....	2015
Career	24	wr Isaiah Ford.....	2014-16

BEST AVERAGE PER CATCH

Season	27.5	fl André Davis.....	1999
		(min. 30 catches)	
Career	20.1	wr Ricky Scales.....	1972-74

Pos.	Name	Yrs. Played	Cgt.	TDs	Yds.
wr	Isaiah Ford	2014-16	210	24	2967
se	Jarrett Boykin	2008-11	184	18	2884
fl	Danny Coale	2008-11	165	8	2658
wr	Cam Phillips	2014-	165	10	2063
te	Bucky Hodges	2014-2016	133	20	1747
se	Ernest Wilford	2000-03	126	11	2052
se	Josh Morgan	2004-07	122	16	1817
se	Antonio Freeman	1991-94	121	22	2207
fl	Eddie Royal	2004-07	119	12	1778
wr	Ricky Scales	1972-74	113	18	2272
se	Marcus Davis	2009-12	105	13	1827
se	Mike Giacolone	1979-82	103	10	1384
fl	André Davis	1998-01	103	18	1986
se	Myron Richardson	1986-89	100	9	1541
wr	Willie Byrn	2011-14	99	2	1063
fl	Dyrell Roberts	2008-12	96	6	1363
fl	David Clowney	2003-06	93	6	1373
se	Donald Snell	1983-86	92	7	1409
te	Mike Burnop	1970-72	90	5	1141
wb	Sidney Snell	1978-80	86	15	1274
te	Steve Johnson	1984-87	84	8	1058
se	Justin Harper	2004-07	83	9	1338
se	Josh Hyman	2004-07	82	6	1142
se	Cornelius White	1993-96	78	7	1114
fl	Marcus Mickel	1988-91	77	1	868
fl	Bryan Still	1992-95	74	11	1458
rb	Sam Rogers	2013-16	72	7	802
se-wb	Jimmy Quinn	1969-71	72	4	1262
se	Nick Cullen	1987-90	70	5	946
te	Ken Barefoot	1965-67	68	8	752
wr	Donnie Reel	1970-72	68	5	1260
se	Bo Campbell	1989-92	68	9	1145
se	Carroll Dale	1956-59	67	15	1195
se	Jermaine Holmes	1992-95	67	7	993
se	Ricky Hall	1998-99	62	11	1048

YEAR-BY-YEAR RECEIVING LEADERS

Year	Player	Cgt.	Yds.	TDs
1952	Bob Luttrell	11	142	0
1953	Tom Petty	10	216	0
1954	Tom Petty	9	236	0
1955	Roger Simmons	9	153	0
1956	Carroll Dale	8	157	3
1957	Carroll Dale	17	171	0
1958	Carroll Dale	25	459	6
1959	Carroll Dale	17	408	6
1960	Terry Strock	16	236	6
1961	Terry Strock	10	68	1
1962	Tommy Marvin	11	137	1
1963	Tommy Marvin	28	303	1
1964	Tommy Marvin	21	330	3
1965	Gene Fisher	30	387	2
1966	Ken Barefoot	22	267	4
1967	Ken Barefoot	26	225	2
1968	Danny Cupp	21	323	1
1969	Terry Smoot	18	161	1
1970	Jimmy Quinn	30	481	1
1971	Mike Burnop	46	558	2
1972	Ricky Scales	43	826	7
1973	Ricky Scales	36	772	7
1974	Ricky Scales	34	674	4
1975	Steve Galloway	18	378	4
1976	Moses Foster	20	429	5
1977	Ellis Savage	23	416	0
1978	Dennis Scott	21	300	1
1979	Sidney Snell	43	706	7
1980	Sidney Snell	43	568	8
1981	Mike Giacolone	28	514	7
1982	Mike Giacolone	37	405	2
1983	Mike Shaw	23	357	2
1984	Joe Jones	39	452	1
1985	Donald Snell	31	369	0
1986	Donald Snell	34	661	6
1987	Steve Johnson	38	475	3
1988	Myron Richardson	36	583	1
1989	Myron Richardson	27	450	4
1990	Marcus Mickel	38	409	0
1991	Bo Campbell	29	494	7
1992	Antonio Freeman	32	703	6
1993	Antonio Freeman	32	644	9
1994	Antonio Freeman	38	586	5
1995	Bryan Still	32	628	3
1996	Shawn Scales	30	510	4
1997	Marcus Parker	20	212	0
1998	Ricky Hall	37	650	8
1999	André Davis	35	962	9
2000	Emmett Johnson	34	574	3
2001	André Davis	39	623	7
2002	Ernest Wilford	51	925	7
2003	Ernest Wilford	55	886	3
2004	Eddie Royal	28	470	3
2005	David Clowney	34	619	3
2006	David Clowney	34	429	0
2007	Josh Morgan	46	552	5
2008	Danny Coale	36	408	0
2009	Jarrett Boykin	40	835	5
2010	Jarrett Boykin	53	847	6
2011	Jarrett Boykin	61	761	5
2012	Marcus Davis	51	953	5
2013	Willie Byrn	51	660	2
2014	Isaiah Ford	56	709	6
2015	Isaiah Ford	75	1164	11
2016	Isaiah Ford	79	1094	7

TOTAL OFFENSE

INDIVIDUAL RECORDS

MOST PLAYS

Game	69	qb Marcus Vick vs. Florida State.....	2005
Season	626	qb Jerod Evans.....	2016
Career*	1743	qb Logan Thomas.....	2010-13

MOST YARDS

Game	516	qb Don Strock vs. Houston.....	1972
Season	4392	qb Jerod Evans.....	2016
Career*	10362	qb Logan Thomas.....	2010-13

MOST YARDS PER GAME

Season	313.7	qb Jerod Evans.....	2016
Career*	220.5	qb Logan Thomas.....	2010-13

MOST YARDS PER PLAY

Season	9.3	qb Michael Vick.....	1999
Career*	8.14	qb Michael Vick.....	1999-2000

*Min. 20 games played

TEAM RECORDS

MOST PLAYS

Game	100	vs. Duke.....	2015
Season	1087	2016

MOST YARDS

Game	675	vs. Pittsburgh.....	1993
Season	6223	2016

MOST YARDS PER GAME

Season	451.8	1999
--------	-------	-------	------

MOST YARDS PER PLAY

Season	6.6	1999
--------	-----	-------	------

FIRST DOWNS

Game	36	vs. UCF.....	2003
Season	330	2016

CAREER TOTAL OFFENSE LEADERS

Pos.	Name	Yrs. Played	Plays	Tot. Yds.
qb	Logan Thomas	2010-13	1743	10362
qb	Tyrod Taylor	2007-10	1366	9213
qb	Bryan Randall	2001-04	1242	8034
qb	Maurice DeShazo	1991-94	1026	6105
qb	Don Strock	1970-72	974	5871
qb	Will Furrer	1988-91	1047	5782
qb	Steve Casey	1978-81	982	4987
qb	Sean Glennon	2004-08	826	4695
qb	Jim Druckenmiller	1993-96	725	4634
qb	Jerod Evans	2016	626	4392
qb	Michael Brewer	2014-15	774	4310
qb	Michael Vick	1999-00	525	4276
qb	Mark Cox	1981-85	754	3890
tb	Cyrus Lawrence	1979-82	844	3767
tb	Kevin Jones	2001-03	616	3475
rb	Roscoe Coles	1974-77	658	3458
qb	Bob Schweickert	1962-64	603	3448
qb	Marcus Vick	2003, 05	530	3350
qb	Al Clark	1995-98	547	3190
rb-qb	Phil Rogers	1973-75	589	3025
tb	Maurice Williams	1983-86	550	2981
qb	Erik Chapman	1985-87	640	2828
tb	Branden Ore	2005-07	617	2776
tb	Lee Suggs	1999-02	535	2767
tb	Dwayne Thomas	1992-95	576	2696
qb	Todd Greenwood	1982-85	604	2669
tb	Ken Oxendine	1994-97	526	2645
tb	Eddie Hunter	1983-86	471	2550
tb	Tony Kennedy	1989-92	546	2336
tb	Vaughn Hebron	1989-92	481	2327
tb	Shyrone Stith	1996-99	448	2292

YEAR-BY-YEAR TOTAL OFFENSE LEADERS

Year	Player	Plays	Yds.
1952	Johnny Dean	208	914
1953	Jack Williams	n/a	592
1954	Dickie Beard	131	729
1955	Billy Cranwell	120	593
1956	Jimmy Lugar	156	865
1957	Billy Cranwell	83	407
1958	Billy Holsclaw	230	1227
1959	Alger Pugh	146	859
1960	Warren Price	171	736
1961	Warren Price	186	737
1962	Bob Schweickert	80	513
1963	Bob Schweickert	271	1526
1964	Bob Schweickert	240	1409
1965	Bobby Owens	268	1417
1966	Tommy Stafford	278	1193
1967	Al Kincaid	251	765
1968	Terry Smoot	197	852
1969	Terry Smoot	246	940
1970	Gil Schwabe	159	773
1971	Don Strock	413	2404
1972	Don Strock	480	3170
1973	Phil Rogers	182	1221
1974	Bruce Arians	225	1195
1975	Phil Rogers	264	1141
1976	Roscoe Coles	209	1119
1977	David Lamie	229	1040
1978	Kenny Lewis	184	1020
1979	Steve Casey	295	1622
1980	Steve Casey	248	1287
1981	Cyrus Lawrence	325	1403
1982	Todd Greenwood	227	941
1983	Mark Cox	245	1403
1984	Mark Cox	209	1057
1985	Maurice Williams	167	936
1986	Erik Chapman	308	1583
1987	Erik Chapman	323	1246
1988	Will Furrer	337	1297
1989	Will Furrer	101	590
1990	Will Furrer	329	2046
1991	Will Furrer	280	1849
1992	Maurice DeShazo	315	1710
1993	Maurice DeShazo	313	2177
1994	Maurice DeShazo	379	2081
1995	Jim Druckenmiller	355	2160
1996	Jim Druckenmiller	324	2276
1997	Al Clark	287	1820
1998	Al Clark	217	1118
1999	Michael Vick	260	2425
2000	Michael Vick	265	1851
2001	Grant Noel	315	1812
2002	Bryan Randall	419	2641
2003	Bryan Randall	327	2400
2004	Bryan Randall	442	2775
2005	Marcus Vick	436	2773
2006	Sean Glennon	365	2110
2007	Sean Glennon	301	1753
2008	Tyrod Taylor	320	1774
2009	Tyrod Taylor	349	2681
2010	Tyrod Taylor	461	3402
2011	Logan Thomas	544	3482
2012	Logan Thomas	603	3500
2013	Logan Thomas	564	3251
2014	Michael Brewer	521	2687
2015	Michael Brewer	253	1623
2016	Jerod Evans	626	4392



TYROD
TAYLOR

INTERCEPTIONS

STAFF

HOKIES

REVIEW

HISTORY

PROS

BEAMER

MEDIA

INDIVIDUAL RECORDS

MOST INTERCEPTIONS

Game	3	hb Ron Davidson vs. Florida St.....	1967
		s Lenny Smith vs. Wake Forest	1968
		hb John Bell vs. Florida St.....	1973
		hb John Bell vs. West Va.....	1974
		cb Paul Davis vs. Florida St.....	1979
		cb Derek Carter vs. VMI	1982
		olb Lorenzo Ferguson vs. Clemson ...	1998
		fs Keion Carpenter vs. Pittsburgh	1998
		cb Ike Charlton vs. West Va	1998
		cb/s Anthony Midget vs. Miami.....	1999
		fs Willie Pile vs. Syracuse	2000
		cb Garnell Wilds vs. Syracuse.....	2002
		cb Jayron Hosley vs. NC State	2010
		cb Kendall Fuller vs. Duke.....	2013
Season	9	hb Ron Davidson.....	1967
		cb Jayron Hosley.....	2010
Career	18	cb-fs Gene Bunn.....	1976-78

MOST YARDS GAINED ON INTERCEPTION RETURNS

Game	*182	fs Ashley Lee vs. Vanderbilt.....	1983
Season	210	hb Johnny Watkins.....	1960
Career	351	fs Ashley Lee.....	1980-84

MOST TOUCHDOWNS ON INTERCEPTION RETURNS

Game	2	lb Don Divers vs. VMI	1954
		fs Ashley Lee vs. Vanderbilt	1983
Season	2	lb Don Divers.....	1954
		lb Mike Widger	1968
		fs Ashley Lee.....	1983
		cb Eric Green.....	2003
		cb Victor Harris.....	2008
Career	4	cb Victor Harris.....	2005-08

*NCAA record

TEAM RECORDS

MOST INTERCEPTIONS

Game	6	vs. Florida State.....	1968
		vs. Rutgers.....	1992
		vs. Rutgers.....	1998
Season	27	1967

MOST YARDS ON INTERCEPTION RETURNS

Game	182	vs. Vanderbilt.....	1983
Season	594	1954

MOST INTERCEPTION TOUCHDOWN RETURNS

Game	2	vs. VMI	1954
		vs. Vanderbilt.....	1983
		vs. South Carolina	1988
		vs. Rutgers.....	1998
		vs. Georgia Tech.....	2005
		vs. Boston College	2008
Season	5	2005 & 2007


CAREER INTERCEPTION LEADERS

Pos.	Name	Yrs. Played	Int.	TDs	Ret.Yds.
cb-s	Gene Bunn	1976-78	18	0	106
cb	Tyrone Drakeford	1990-93	16	1	144
cb	Victor Harris	2005-08	15	4	278
s	Willie Pile	1999-02	14	2	270
hb	Ron Davidson	1966-68	13	0	174
s	Lenny Smith	1968-70	13	0	120
lb	Mike Widger	1967-69	12	3	220
cb	John Granby	1987-91	12	0	98

YEAR-BY-YEAR INTERCEPTION LEADERS

Year	Player	Int.	Yds.	TDs	Long
1952	Julian King	4	27	-	-
1953	Don Booth	2	53	1	-
	Leo Burke	2	35	0	-
1954	Dickie Beard	3	119	1	-
	Leo Burke	3	55	0	-
1955	Leo Burke	3	12	0	-
1956	Jimmy Lugar	3	58	0	37
1957	Carroll Dale	2	43	0	37
1958	Ken Byrd	2	43	0	-
	Billy Holsclaw	2	2	0	-
1959	Alger Pugh	5	103	0	59
1960	Johnny Watkins	4	210	1	88
1961	Buddy Perry	4	45	0	32
1962	Gerald Bobbitte	5	51	0	25
1963	Mike Cahill	4	32	0	11
1964	Vic Kreiter	2	19	0	12
1965	Billy Edwards	2	12	0	12
	Jimmy Richards	2	0	0	0
	George Foussekis	2	0	0	0
1966	Frank Beamer	4	22	0	22
1967	Ron Davidson	9	149	0	75
1968	Mike Widger	7	203	2	74
1969	Tim Bosiack	4	36	0	18
	Lenny Smith	4	29	0	27
1969	Mike Widger	4	9	0	5
1970	Ronnie Holsinger	5	82	0	66
1971	Kent Henry	5	57	0	25
1972	Jerry Scharnus	5	31	0	15
1973	John Bell	5	84	1	36
1974	John Bell	5	71	0	30
1975	Billy Hardee	7	83	0	31
1976	Gene Bunn	7	23	0	21
1977	Gene Bunn	6	69	0	32
1978	Gene Bunn	5	14	0	8
1979	Jerome Pannell	4	39	0	35
	Matt Mead	4	36	0	18
	Paul Davis	4	27	0	13
1980	Mike Scharnus	2	59	1	44
	Paul Davis	2	14	0	9
	Rick Miley	2	7	0	5
1981	Mike Johnson	4	75	0	55
	Gillett Ford	4	73	1	34
1982	Derek Carter	5	18	0	18
1983	Jake Clarke	4	44	0	33
	Mike Johnson	4	13	0	9
1984	Ashley Lee	7	155	0	44
1985	Carter Wiley	5	53	0	32
1986	Carter Wiley	3	15	0	15
	Billy Myers	3	9	0	9
1987	six players with 1	1	90	1	90
1988	John Granby	4	27	0	27
1989	Roger Brown	3	55	1	55
	John Granby	3	53	0	44
	Randy Cockrell	3	14	0	9

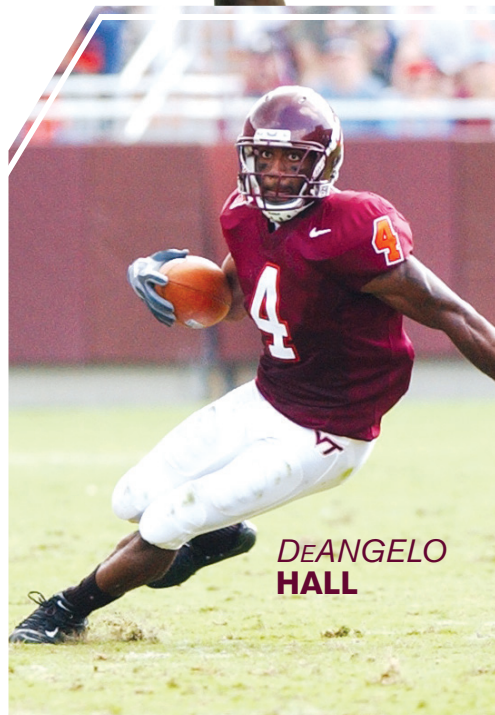
Year	Player	Int.	Yds.	TDs	Long
1990	Tyrone Drakeford	3	22	0	22
1991	Tyrone Drakeford	5	1	0	1
1992	Tyrone Drakeford	7	121	1	40
1993	Antonio Banks	3	22	0	21
	Torrian Gray	3	48	0	46
1994	Torrian Gray	4	74	1	66
	William Yarborough	4	0	0	0
1995	William Yarborough	5	14	0	12
1996	Antonio Banks	4	63	0	45
1997	Keion Carpenter	4	52	0	32
1998	Keion Carpenter	5	92	1	40
	Ike Charlton	5	81	1	26
1999	Anthony Midget	4	5	0	3
2000	Willie Pile	6	22	1	11
2001	Willie Pile	4	77	0	53
2002	Garnell Wilds	5	8	0	8
2003	Eric Green	3	166	2	84
2004	Jimmy Williams	5	81	1	34
2005	Aaron Rouse	4	52	0	25
2006	Victor Harris	4	75	1	72
2007	Brandon Flowers	5	93	1	49
	Victor Harris	5	61	1	44
2008	Victor Harris	6	142	2	55
	Stephan Virgil	6	94	0	36
2009	Rashad Carmichael	6	71	1	28
2010	Jayron Hosley	9	110	0	42
2011	Jayron Hosley	3	56	0	22
2012	Antone Exum	5	44	0	32
2013	Kendall Fuller	6	1	0	3
2014	Kyshoen Jarrett	3	35	0	26
2015	Adonis Alexander	4	-4	0	0
2016	Terrell Edmunds	4	28	0	15



PUNT RETURNS



EDDIE ROYAL



DEANGELO HALL

INDIVIDUAL RECORDS

MOST RETURNS

Game	10	John Ludlow vs. Virginia.....	1982
		Bo Campbell vs. Akron	1989
		Angelo Harrison vs. Clemson.....	1998
Season	51	John Ludlow.....	1982
Career	136	John Ludlow.....	1979-82

MOST YARDAGE ON RETURNS

Game	164	Antonio Freeman vs. Pitt.....	1994
Season	510	Ricky Hall.....	1999
Career	1296	Eddie Royal.....	2004-07

MOST TOUCHDOWNS ON RETURNS

Game	2	DeAngelo Hall vs. Syracuse	2003
Season	3	Frank Loria	1966
		André Davis	2000
		DeAngelo Hall	2003
Career	5	DeAngelo Hall.....	2001-03

BEST RETURN AVERAGE

Season	22.0	André Davis	2000
(15 or more returns)			
Career	15.9	André Davis	1998-01

TEAM RECORDS

MOST RETURNS

Game	10	vs. VMI.....	1971
		vs. Virginia.....	1982
		vs. Clemson.....	1989
		vs. Clemson.....	1998
Season	53	1982

MOST YARDAGE ON RETURNS

Game	164	vs. Pittsburgh.....	1994
Season	711	2000

MOST TDS ON RETURNS

Season	3	1966, 2000, 2003 & 2007
--------	---	-------	-------------------------

BEST RETURN AVERAGE

Season	18.2	(39 returns).....	2000
--------	------	-------------------	------

CAREER PUNT RETURN LEADERS

Name	Yrs. Played	No.	Yds.	TDs	Avg.
Eddie Royal	2004-07	111	1296	3	11.7
André Davis	1998-01	55	872	4	15.9
DeAngelo Hall	2001-03	56	839	5	15.0
John Ludlow	1979-82	136	837	0	6.2
Jayron Hosley	2009-11	68	815	2	12.0
Frank Loria	1965-67	61	813	4	13.3
Billy Myers	1984-87	90	750	0	8.3
Greg Stroman	2014-	92	711	2	7.7
Angelo Harrison	1995-98	73	697	0	9.5
Antonio Freeman	1991-94	63	651	1	10.3
Bo Campbell	1989-92	67	587	0	8.8
Billy Anderson	1952-54	43	557	1	13.0
Ricky Hall	1998-99	41	534	1	13.0
Billy Hardee	1973-75	63	529	1	8.4

YEAR-BY-YEAR PUNT RETURN LEADERS

Year	Player	No.	Yds.	TDs
1952	Billy Anderson	23	375	1
1953	Billy Anderson	7	60	0
1954	Billy Anderson	13	122	0
1955	Dave Ebert	15	91	0
1956	Bobby Wolfenden	8	123	1
1957	Corbin Bailey	15	242	0
1958	Pat Henry	7	142	1
1959	Alger Pugh	12	129	0
1960	Bobby Watkins	14	182	1
1961	Terry Strock	9	83	0
1962	Mike Cahill	20	138	0
1963	Mike Cahill	18	138	0
1964	Tommy Francisco	9	58	0
1965	Frank Loria	15	145	0
1966	Frank Loria	16	248	3
1967	Frank Loria	30	420	1
1968	Ron Davidson	25	62	0
1969	Wayne Humphries	24	89	0
1970	Tim Bosiack	34	177	0
1971	Jerry Scharnus	25	238	0
1972	Jerry Scharnus	26	229	0
1973	Billy Hardee	6	118	0
1974	Billy Hardee	30	263	0
1975	Billy Hardee	27	148	1
1976	Greg Payne	16	156	1
1977	Henry Bradley	13	58	0
1978	Gene Bunn	6	42	0
1979	John Ludlow	13	114	0
1980	John Ludlow	37	220	0
1981	John Ludlow	35	219	0
1982	John Ludlow	51	284	0
1983	Derek Carter	37	289	0
1984	Billy Myers	34	335	0
1985	Billy Myers	24	142	0
1986	Billy Myers	27	236	0
1987	Myron Richardson	16	70	0
1988	Myron Richardson	25	142	0
1989	Bo Campbell	26	134	0
1990	Marcus Mickel	25	292	0
1991	Bo Campbell	15	273	0
1992	Bo Campbell	20	135	0
1993	Antonio Freeman	24	184	0
1994	Antonio Freeman	39	467	1
1995	Larry Green	23	208	0
1996	Angelo Harrison	22	189	0
1997	Angelo Harrison	10	90	0
1998	Angelo Harrison	38	376	0
1999	Ricky Hall	40	510	1
2000	André Davis	18	396	3
2001	André Davis	35	437	1
2002	DeAngelo Hall	22	352	2
2003	DeAngelo Hall	33	487	3
2004	Eddie Royal	25	274	0
2005	Eddie Royal	32	263	0
2006	Eddie Royal	23	304	1
2007	Eddie Royal	31	455	2
2008	Victor Harris	25	233	0
2009	Jayron Hosley	31	348	1
2010	Jayron Hosley	19	239	1
2011	Jayron Hosley	18	228	0
2012	Kyshoen Jarrett	18	250	1
2013	Kyshoen Jarrett	26	139	0
2014	Greg Stroman	36	249	0
2015	Greg Stroman	31	241	1
2016	Greg Stroman	25	221	1

KICKOFF RETURNS

STAFF

INDIVIDUAL RECORDS

MOST RETURNS

Game	9	James Barber vs. Tulsa.....	1971
		Billy Hardee vs. Alabama.....	1973
Season	33	Billy Hardee	1973
Career	67	Jon Jeffries	1987-91

MOST YARDAGE ON RETURNS

Game	214	Marcus Mickel vs. Clemson.....	1989
Season	758	Billy Hardee	1973
Career	1577	Dyrell Roberts	2008-12

MOST TDS ON RETURNS

Season	2	David Wilson.....	2010
Career	2	Terry Strock.....	1959-61
		David Wilson.....	2009-11

BEST RETURN AVERAGE

Season	34.3	Tommy Francisco.....	1965
		(10 or more returns)	
Career*	25.4	Mike Imoh.....	2002-05

*Min. 30 returns

TEAM RECORDS

MOST RETURNS

Game	12	vs. Alabama.....	1973
Season	67	1950

MOST YARDAGE ON RETURNS

Game	245	vs. South Carolina.....	1973
Season	1431	1973

MOST TDS ON RETURNS

Season	2	1965 & 2010
--------	---	-------	-------------

BEST RETURN AVERAGE

Season	27.4	1965
--------	------	-------	------

CAREER KICKOFF RETURN LEADERS

Name	Yrs. Played	No.	Yds.	TDs	Avg.
Dyrell Roberts	2008-12	61	1577	1	25.9
Jon Jeffries	1987-91	67	1447	1	21.6
Eddie Royal	2004-07	59	1376	0	23.3
Demitri Knowles	2012-15	58	1345	1	23.2
David Wilson	2009-11	61	1324	2	21.7
Bob Thomas	1981-84	51	1088	0	21.3
Marcus Mickel	1988-91	47	963	1	20.5
Eddie Hunter	1983-86	38	889	1	23.4
Mike Imoh	2002-05	34	864	1	25.4
Dickie Longerbeam	1965-68	34	842	1	24.8
Billy Hardee	1973-75	37	833	1	22.5
Tommy Francisco	1964-66	34	789	1	23.2
Rich Matijevich	1969-71	36	780	1	21.7
Richard Johnson	2001-04	35	752	0	21.5
Sonny Utz	1962-64	33	741	0	22.5
Larry Fallen	1976-78	32	689	1	21.5



DYRELL ROBERTS



JON JEFFRIES

YEAR-BY-YEAR KICKOFF RETURN LEADERS

Year	Player	No.	Yds.	TDs
1952	Don Booth	18	413	0
1953	Howie Wright	6	125	0
1954	Billy Anderson	5	96	0
1955	Dickie Beard	5	115	0
1956	Bobby Wolfenden	5	173	0
1957	Frank Eastman	5	60	0
1958	Jay Whitesell	5	192	1
1959	Alger Pugh	12	305	0
1960	Terry Strock	6	208	1
1961	Warren Price	13	273	0
1962	Sonny Utz	11	242	0
1963	Tommy Walker	7	259	1
1964	Tommy Francisco	15	301	0
1965	Dickie Longerbeam	12	404	1
1966	Tommy Francisco	9	145	0
1967	Dickie Longerbeam	14	317	0
1968	Ron Davidson	6	105	0
1969	Rich Matijevich	7	192	1
1970	Rich Matijevich	25	501	0
1971	Jimmy Quinn	14	324	0
1972	Don Testerman	11	294	0
1973	Billy Hardee	33	758	1
1974	Morris Blueford	15	305	0
1975	Roscoe Coles	14	312	0
1976	Ellis Savage	17	311	0
1977	Kenny Lewis	24	540	0
1978	Larry Fallen	23	526	1
1979	Billy Hite	8	156	0
1980	Sidney Snell	11	264	0
1981	Bob Thomas	9	172	0
1982	Bob Thomas	22	487	0
1983	Eddie Hunter	7	162	0
1984	Bob Thomas	14	278	0
1985	Eddie Hunter	12	265	0
1986	Eddie Hunter	19	462	1
1987	Jon Jeffries	22	561	1
1988	Jon Jeffries	15	311	0
1989	Marcus Mickel	25	546	1
1990	Marcus Mickel	15	285	0
1991	Jon Jeffries	16	273	0
1992	Tony Kennedy	16	386	1
1993	Dwayne Thomas	14	305	0
1994	Bryan Still	19	493	0
1995	Dwayne Thomas	13	238	0
1996	Shawn Scales	12	312	0
1997	Ike Charlton	18	373	0
1998	Shyrone Stith	14	282	0
1999	Shyrone Stith	15	387	0
2000	André Kendrick	22	447	0
2001	Richard Johnson	12	267	0
2002	Richard Johnson	23	485	0
2003	Mike Imoh	18	549	1
2004	Eddie Royal	12	346	0
2005	Eddie Royal	14	293	0
2006	Eddie Royal	19	431	0
2007	Eddie Royal	14	316	0
2008	Dyrell Roberts	22	545	0
2009	Dyrell Roberts	18	574	1
2010	David Wilson	22	584	2
2011	David Wilson	22	415	0
2012	Demitri Knowles	21	595	1
2013	Demitri Knowles	22	480	0
2014	Demitri Knowles	15	270	0
2015	Der'Woun Greene	16	438	0
2016	Greg Stroman	22	460	0

HOKIES

REVIEW

HISTORY

PROS

BEAMER

MEDIA

PUNTING

MOST PUNTS

Game	14	Jack Simcsak vs. Alabama....	1968
Season	88	Gene Fisher.....	1967
		Brent Bowden.....	2007
Career	310	A.J. Hughes.....	2012-15

MOST YARDS PUNTING

Game	586	A.J. Hughes vs. Alabama.....	2013
Season	3742	Brent Bowden.....	2007
Career	12962	A.J. Hughes.....	2012-15

BEST PUNTING AVERAGE

Season	45.1	Jimmy Kibble.....	1997
Career	42.6	Nic Schmitt.....	2002-06

(min. 100 punts)

CAREER PUNTING LEADERS

(Minimum 100 punts)

Name	Yrs. Kicked	No.	Yds.	Avg.
Nic Schmitt	2002-06	114	4862	42.6
Brent Bowden	2007-09	214	9022	42.2
A.J. Hughes	2012-15	310	12962	41.8
George Roberts	1976-77	128	5345	41.8
Dave Smigelsky	1978-80	172	7065	41.1
Jimmy Kibble	1996-99	180	7372	41.0
Jack Williams	1951-53	157	6229	39.7
Vinnie Burns	2001-04	237	9387	39.6
Robbie Colley	1991-94	169	6676	39.5
Jack Simcsak	1968-70	210	8257	39.3
Andy Hromyak	1970-72	115	4513	39.2
David Cox	1982-85	173	6785	39.2
Bruce McDaniel	1972-75	171	6675	39.0
Bill Renner	1981-82	141	5492	39.0
Gene Fisher	1965-67	205	7840	38.2

YEAR-BY-YEAR PUNTING LEADERS

Year	Player	No. Punts	Avg.
1952	Jack Williams	66	40.7
1953	Jack Williams	30	40.9
1954	Tom Petty	40	35.6
1955	Bobby Wolfenden	29	39.9
1956	Bobby Wolfenden	30	37.3
1957	Bobby Conner	25	34.8
1958	Carroll Dale	28	33.6
1959	Carroll Dale	36	32.8
1960	Terry Strock	47	37.2
1961	Terry Strock	35	36.5
1962	Jake Adams	25	38.8
1963	Bob Schweickert	45	39.1
1964	Bob Schweickert	42	37.7
1965	Gene Fisher	49	40.6
1966	Gene Fisher	68	37.9
1967	Gene Fisher	88	37.1
1968	Jack Simcsak	82	38.7
1969	Jack Simcsak	66	41.2
1970	Jack Simcsak	62	38.1
1971	Andy Hromyak	57	39.3
1972	Andy Hromyak	42	41.4
1973	Bruce McDaniel	55	40.3
1974	Bruce McDaniel	53	39.6
1975	Bruce McDaniel	60	37.9
1976	George Roberts	68	41.5
1977	George Roberts	60	42.1
1978	Dave Smigelsky	58	41.0
1979	Dave Smigelsky	58	42.3
1980	Dave Smigelsky	53	39.8
1981	Bill Renner	62	39.5
1982	Bill Renner	79	38.6
1983	David Cox	61	41.0
1984	David Cox	56	41.9
1985	David Cox	55	34.9
1986	Tony Romero	47	36.0
1987	Tony Romero	51	37.9
1988	Kelly Fitzgerald	39	36.7
1989	Chris Baucia	77	37.5
1990	Chris Baucia	66	38.5
1991	Jack Wiltshire	55	37.2
1992	Robbie Colley	57	38.1
1993	Robbie Colley	51	38.4
1994	Robbie Colley	57	42.1
1995	John Thomas	61	38.9
1996	Jimmy Kibble	32	37.3
1997	Jimmy Kibble	50	45.1
1998	Jimmy Kibble	52	41.5
1999	Jimmy Kibble	46	38.4
2000	Robert Peaslee	44	35.3
2001	Vinnie Burns	59	37.8
2002	Vinnie Burns	64	40.5
2003	Vinnie Burns	57	39.8
2004	Vinnie Burns	57	40.3
2005	Nic Schmitt	52	43.2
2006	Nic Schmitt	61	42.2
2007	Brent Bowden	88	42.5
2008	Brent Bowden	69	40.4
2009	Brent Bowden	57	43.8
2010	Brian Saunders	60	44.0
2011	Michael Branthover	25	36.6
2012	A.J. Hughes	79	40.6
2013	A.J. Hughes	78	44.1
2014	A.J. Hughes	83	39.9
2015	A.J. Hughes	70	42.9
2016	Mitchell Ludwig	68	38.8

PRINCIPAL KICKERS

Season(s)	Player	EP	FG	TP
1920-21	J.G. (Rip) Wallace	29		95
1922-24	Don Rutherford	31		107
1925	Paul Robertson	4		10
1926-28	J.B. (Scotty) MacArthur	26		
1928-30	Bird Hooper	21		41
1931	Heinie Groth	3		3
1932	Gene Hite	8		8
1933	Ray Mills	5		5
1934	George Sodaro	5		5
1935	Herman (Foots) Dickerson	5		47
1936	George Sodaro	6	1	9
1937	C.L. Shockey	6		6
1938	Frank Pierce	6		12
1939	Ward Boswell	5		5
1940-42	Roger McClure	39	9	74
1945-48	Ross M. Orr, Jr.	35		35
1949	Ralph Beard	16		22
1950	Ronnie Raugh	5		5
1951				
1952	Don (Duckie) Welsh	14	1	29
1953-55	Dickie Beard	43	1	46
1955-57	Barry Frazee	32	2	38
1958-59	Chuck Stephens	17-27	2-4	23
1960-62	Aster (Cat) Sizemore	39-46	1-9	42
1962-64	Dickie Cranwell	43-49	8-17	67
1965-67	Jon Utin	63-69	20-36	123
1968-70	Jack Simcsak	59-64	21-48	122
1971-72	Dave Strock	50-56	22-42	116
1973-75	Wayne Latimer	72-77	25-55	147
1976-78	Paul Engle	54-58	16-42	102
1979-80	Dennis Laury	41-47	12-24	77
1981-84	Don Wade	98-107	42-70	224
1985	Tom Taricani	9-10	3-6	18
1985-88	Chris Kinzer	93-95	47-69	234
1989-91	Mickey Thomas	44-45	31-41	137
1991-94	Ryan Williams	137-147	39-57	254
1994-95	Atle Larsen	36-37	15-26	81
1996-99	Shayne Graham	167-169	68-93	371
2000-03	Carter Warley	190-195	39-63	307
2004-06	Brandon Pace	136-140	58-68	310
2007	Jud Dunlevy	45-47	21-26	108
2008	Dustin Keys	32-34	23-29	101
2009	Matt Waldron	48-48	20-23	108
2010	Chris Hazley	53-56	21-22	116
2011-13	Cody Journell	101-106	44-58	233
2014-	Joey Slye	132-135	63-85	321



NIC SCHMITT

TEAM DEFENSE

STAFF
HOKIES
REVIEW
HISTORY
PROS
BEAMER
MEDIA

GAME HIGHS & LOWS SINCE 1950

TOTAL DEFENSE	Fewest	Most
Plays	37 by Richmond, 1963 West Virginia, 1966	100 by Wm. & Mary, 1971 Ohio, 1971 & Syracuse, 2002 Syracuse, 2016

Yards Allowed	35 vs. Duke, 2005	833 vs. Alabama, 1973
TDs		11 by Alabama, 1973

RUSHING DEFENSE		
Rushing Attempts	16 by Marshall, 2002 by East Carolina, 2011	78 by Wake Forest, 1971
Yards Allowed	(-28) vs. Tampa, 1967 Arkansas St., 1997	748 vs. Alabama, 1973
TDs		9 by Alabama, 1973

PASS DEFENSE		
Passing Attempts	2 by Clemson, 1956	67 by Clemson, 2007
Completions	0 six times	38 by Clemson, 2007
Yards Allowed	0 vs. Clemson, 1956 West Virginia, 1957	498 vs. Maryland, 1993
TDs		6 by Vanderbilt, 1982

PUNT RETURNS		
Returns	0 numerous times	9 by Syracuse, 1988
Yards Allowed	(-13) vs. East Carolina, 2011	187 vs. Maryland, 1950
TDs		1 numerous times

KICKOFF RETURNS		
Returns	0 five times	9 several times
Yards Allowed	(-1) vs. Wake Forest, 1979	226 vs. UNC, 2012
TDs		1 numerous times

FIRST DOWNS		
FDs Allowed	4 vs. Pennsylvania, 1955	34 vs. Wm. & Mary, 1971
Rushing FDs Allowed	0 vs. Maryland, 2008	26 vs. Alabama, 1973
Passing FDs Allowed	0 10 times	22 vs. East Carolina, 1992
FDs by Penalty	0 numerous times	6 three times

FUMBLES		
Fumbles Caused		11 vs. Fla. State, 1958
Fumbles Recovered		5 several times

SEASON HIGHS & LOWS SINCE 1950

TOTAL DEFENSE	Fewest	Most
Plays	552 in 1954 (9 games) 562 in 1955 (10 games) 691 in 1997 (11 games)	960 in 2007 (14 games)
Yards Allowed	1,973 in 1954 (9 games) 2,108 in 1957 (10 games) 2,401 in 1980 (11 games)	5,136 in 1973 (11 games)
Yards Per Game	210.8 in 1957 (10 games) 218.3 in 1980 (11 games)	466.9 in 1973
Yards Per Play	3.30 in 1966 (10 games) 3.34 in 1984 (11 games)	6.3 in 1973

RUSHING DEFENSE		
Rushing Attempts	363 in 1966 (10 games) 367 in 1983 (11 games)	610 in 1973 (11 games)
Yards Allowed	544 in 1982 (11 games)	3,453 in 1973
Yards Per Game	49.5 in 1982 (11 games)	313.9 in 1973
Yards Per Carry	1.4 in 1982 (11 games)	5.7 in 1973
TDs Rushing	2 in 1968 (10 games) in 1982 (11 games)	37 in 1973

PASS DEFENSE		
Passing Attempts	108 in 1957 (10 games) 177 in 1952 (11 games)	518 in 2007 (14 games)
Completions	38 in 1957 (10 games) 87 in 1952 (11 games)	277 in 2007 (14 games)
Yards Allowed	485 in 1957 (10 games) 1,064 in 1952 (11 games)	3,009 in 2003
Yards Per Game	48.5 in 1957 (10 games) 96.7 in 1952 (11 games)	251.0 in 1993 (11 games)
Yards Per Attempt	4.5 in 1957 (10 games) 5.16 in 2001 (11 games)	8.3 in 1973 (11 games)
Yards Per Completion	10.0 in 1962 (10 games) 10.35 in 2006 (13 games)	16.0 in 1973
TDs Passing	2 in 1963 (10 games) 6 in 1975 & 1983 (11 games); 2006 (13 games)	19 in 2003 & 2010
Completion Pct.	35.2 in 1957 (10 games) 43.0 in 1980 (11 games)	60.2 in 2003 (13 games)

SCORING DEFENSE

Points Allowed	75 in 1954 (9 games) 90 in 1966 (10 games) 91 in 1983 (11 games)	430 in 1950 (10 games) 380 in 1973 (11 games)
Points Per Game	8.27 in 1983	43.0 in 1950 (10 games) 34.5 in 1973 (11 games)

TDs	11 in 1954 (9 games) in 1966 (10 games) in 1980, 1982 & 1983 (11 games)	52 in 1973
-----	---	------------

PUNT RETURNS (*DOES NOT INCLUDE BLOCKED PUNTS)

Returns Allowed	9 in 1999 (11 games)	44 in 1966 (10 games) 40 in 1970 & 1988 (11 games)
Yards Allowed	36 in 1999 (11 games)	529 in 1952 (11 games)
Yards Per Return	2.4 in 1986 (11 games)	14.5 in 1974 (11 games)
TD Returns		2 in 1970 (11 games)* in 2008 (14 games)* in 2013 (13 games)

Yards Allowed	36 in 1999 (11 games)	529 in 1952 (11 games)
Yards Per Return	2.4 in 1986 (11 games)	14.5 in 1974 (11 games)
TD Returns		2 in 1970 (11 games)* in 2008 (14 games)* in 2013 (13 games)

KICKOFF RETURNS

Returns Allowed	19 in 1961 (9 games) 21 in 2016 (14 games)	63 in 2007 (14 games) in 2009 (13 games)
Yards Allowed	368 in 1961 (9 games) 376 in 2016 (14 games)	1,461 in 2010 (14 games)
Yards Per Return	15.3 in 1980 (11 games)	25.9 in 1968 (10 games) 25.8 in 1970 (11 games)
TD Returns		1 numerous seasons

Yards Allowed	368 in 1961 (9 games) 376 in 2016 (14 games)	1,461 in 2010 (14 games)
Yards Per Return	15.3 in 1980 (11 games)	25.9 in 1968 (10 games) 25.8 in 1970 (11 games)
TD Returns		1 numerous seasons

FIRST DOWNS

FDs Allowed	111 in 1955 (10 games) 143 in 1980 (11 games)	252 in 1971 (11 games)
Rushing FDs Allowed	40 in 1967 (10 games) 46 in 1982 (11 games)	151 in 1973 (11 games)
Passing FDs Allowed	20 in 1957 (10 games) 34 in 1952 (11 games)	138 in 2007 (14 games)
FDs by Penalty	2 in 1952 (11 games)	29 in 2015 (13 games)

FDs Allowed	111 in 1955 (10 games) 143 in 1980 (11 games)	252 in 1971 (11 games)
Rushing FDs Allowed	40 in 1967 (10 games) 46 in 1982 (11 games)	151 in 1973 (11 games)
Passing FDs Allowed	20 in 1957 (10 games) 34 in 1952 (11 games)	138 in 2007 (14 games)
FDs by Penalty	2 in 1952 (11 games)	29 in 2015 (13 games)

FUMBLES

Opp. Fumbles	14 in 1992, 1997, 2000, 2010	48 in 1975 (11 games)
Fumbles Recovered	6 in 2000 (11 games)	29 in 1972 (11 games)

*Does not include blocked punts.

TACKLING RECORDS SINCE 1974

MOST TACKLES

Game:	30	lb Rick Razzano vs. Kentucky.....	1977
Season:	177	lb Rick Razzano.....	1975
		dt Scott Hill.....	1987
Career:	634	lb Rick Razzano.....	1974-77

MOST UNASSISTED TACKLES

Game:	21	lb Rick Razzano vs. Richmond.....	1975
Season:	102	lb Rick Razzano.....	1975
Career:	368	lb Rick Razzano.....	1974-77

MOST ASSISTED TACKLES

Game:	15	lb Ashley Lee vs. Richmond.....	1981
		lb Mike Johnson vs. Miami (Fla.).....	1982
Season:	110	dt Scott Hill.....	1987
Career:	266	lb Rick Razzano.....	1974-77

MOST QUARTERBACK SACKS

Game:	4	dt Bruce Smith vs. Duke.....	1983
		dt Bruce Smith vs. Wm. & Mary.....	1984
		de Morgan Roane vs. Wm. & Mary.....	1985
		dt J.C. Price vs. Miami.....	1995
Season:	22	dt Bruce Smith.....	1983
Career:	46	dt Bruce Smith.....	1981-84

MOST TACKLES FOR LOSS (INCLUDES SACKS)

Season:	31	dt Bruce Smith.....	1983
Career:	71	dt Bruce Smith.....	1981-84

YEAR-BY-YEAR LEADERS

1974	lb Rick Razzano	165
1975	lb Rick Razzano	177
1976	lb Rick Razzano	140
1977	lb Rick Razzano	152
1978	lb Chip Keatley	102
1979	lb Chris Cosh	86
1980	lb Ashley Lee	95
1981	lb Ashley Lee	146
1982	lb Mike Johnson	148
1983	lb Mike Johnson	135
1984	lb Vince Daniels	113
1985	lb Paul Nelson	103
1986	lb Paul Nelson	104
1987	dt Scott Hill	177
1988	dt Horacio Moronta	81
1989	ilb Bobby Martin	79
1990	olb Archie Hopkins	89
1991	de Wooster Pack	70
1992	olb P.J. Preston	89
1992	ilb Melendez Byrd	89
1993	lb Ken Brown	113
1994	lb George DelRicco	130
1995	lb George DelRicco	137
1996	olb Brandon Semones	88
1997	ilb Steve Tate	104
1998	ilb Jamel Smith	99
1999	ilb Jamel Smith	89
2000	ilb Ben Taylor	103
2001	ilb Ben Taylor	121
2002	ilb Mikal Baaqee	112
2003	rov Michael Crawford	131
2004	ilb Mikal Baaqee	71
2005	ilb Vince Hall	112
2006	ilb Vince Hall	128
2007	ilb Xavier Adibi	115
2008	ilb Purnell Sturdivant	99
2009	olb Cody Grimm	106
2010	ilb Bruce Taylor	91
2011	fs Antone Exum	89
2012	ilb Jack Tyler	119
2013	ilb Jack Tyler	100
2014	rov Kyshoen Jarrett	88
2015	ss Chuck Clark	107
2016	lb Andrew Motuapuaka	114



RICK RAZZANO

INDIVIDUAL RECORDS

HIGHEST TOTAL OFFENSE GAMES (BY TECH)

516 (527 pass, -11 rush)	Don Strock vs. Houston.....	1972
495 (504 pass, -9 rush)	Bryan Randall vs. Syracuse.....	2002
439 (406 pass, 33 rush)	Jerod Evans vs. Pitt.....	2016
429 (391 pass, 38 rush)	Logan Thomas vs. Boston College.....	2013
408 (366 pass, 42 rush)	Logan Thomas vs. Miami.....	2013

HIGHEST TOTAL OFFENSE GAMES (BY OPPONENT)

516 (498 pass, 18 rush)	Scott Milanovich of Maryland.....	1993
447 (448 pass, -1 rush)	Glenn Foley of Boston College.....	1993
440 (427 pass, 13 rush)	Shane Carden of East Carolina.....	2014
428 (394 pass, 34 rush)	Todd Ellis of South Carolina.....	1986
424 (394 pass, 30 rush)	Aaron Rodgers of Cal.....	2003

HIGHEST PASSING GAMES (BY TECH)

527 (34 of 53)	Don Strock vs. Houston.....	1972
504 (23 of 35)	Bryan Randall vs. Syracuse.....	2002
406 (24 of 40)	Jerod Evans vs. Pitt.....	2016
398 (24 of 34)	Bryan Randall vs. California.....	2003
391 (24 of 41)	Logan Thomas vs. Boston College.....	2013

HIGHEST PASSING GAMES (BY OPPONENT)

498 (29 of 52)	Scott Milanovich of Maryland.....	1993
448 (21 of 29)	Glenn Foley of Boston College.....	1993
427 (23 of 47)	Shane Carden of East Carolina.....	2014
407 (28 of 46)	David Priestley of Pittsburgh.....	1999
406 (31 of 49)	Byron Leftwich of Marshall.....	2002

MOST PASSING ATTEMPTS (BY TECH)

56 (30 for 298 yards)	Michael Brewer vs. East Carolina.....	2014
53 (34 for 527)	Don Strock vs. Houston.....	1972
53 (27 for 339)	Sean Glennon vs. Georgia Tech.....	2006
52 (26 for 335)	Marcus Vick vs. Florida State.....	2005
50 (27 for 268)	Will Furrer vs. Oklahoma.....	1991

MOST PASSING ATTEMPTS (BY OPPONENT)

66 (38 for 272 yards)	Cullen Harper of Clemson.....	2007
57 (29 for 498)	Scott Milanovich of Maryland.....	1993
54 (28 for 269)	Dean May of Louisville.....	1983
53 (28 for 311)	Eric Dungey of Syracuse.....	2016
53 (28 for 312)	Gary Pajcic of Florida State.....	1966
53 (22 for 272)	Todd Ellis of South Carolina.....	1988

MOST PASSING COMPLETIONS (BY TECH)

34 (of 53, 527 yards)	Don Strock vs. Houston.....	1972
32 (of 45, 316)	Jerod Evans vs. Georgia Tech.....	2016
31 (of 48, 345)	Michael Brewer vs. Boston College.....	2014
30 (of 56, 298)	Michael Brewer vs. East Carolina.....	2014
29 (of 44, 349)	Don Strock vs. South Carolina.....	1972

MOST PASSING COMPLETIONS (BY OPPONENT)

38 (of 66, 272 yards)	Cullen Harper of Clemson.....	2007
33 (of 52, 305)	Matt Ryan of Boston College.....	2007
32 (of 46, 358)	Matt Schaub of Virginia.....	2003
31 (of 49, 406)	Byron Leftwich of Marshall.....	2002
30 (of 47, 350)	Danny McCoin of Cincinnati.....	1986

MOST YARDS RUSHING (BY TECH)

253 (32 carries)	Darren Evans vs. Maryland.....	2008
243 (32)	Mike Imoh vs North Carolina.....	2004
241 (30)	Kevin Jones vs. Pittsburgh.....	2003
223 (34)	Kenny Lewis vs. VMI.....	1978
214 (28)	Roscoe Coles vs. Tulsa.....	1976

MOST YARDS RUSHING (BY OPPONENT)

262 (23 carries)	Giovani Bernard of North Carolina.....	2012
249 (29)	Duke Johnson of Miami.....	2014
241 (20)	Josh Harris of Wake Forest.....	2010
239 (44)	Paul Palmer of Temple.....	1986
233 (48)	Barry Redden of Richmond.....	1980

MOST RUSHING ATTEMPTS (BY TECH)

42 (179 yards)	Cyrus Lawrence vs. Memphis St.....	1981
40 (194)	Cyrus Lawrence vs. Virginia.....	1980
38 (202)	Cyrus Lawrence vs. Virginia.....	1981
37 (181)	Kevin Jones vs. Virginia.....	2001
37 (203)	Branden Ore vs. Clemson.....	2006

MOST RUSHING ATTEMPTS (BY OPPONENT)

48 (233 yards)	Barry Redden of Richmond.....	1980
44 (239)	Paul Palmer of Temple.....	1986
39 (205)	Willis McGahee of Miami.....	2002
38 (197)	Derrick Knight of Boston College.....	2003
34 (149)	Larry Russell of Wake Forest.....	1971
34 (124)	Clinton Portis of Miami.....	2001

MOST POINTS SCORED (BY TECH)

36 (6 TDs)	Tommy Francisco vs. VMI.....	1966
30 (5 TDs)	Lee Suggs vs. UCF.....	2000
26 (4 TDs, 1 conversion)	George Constantines vs. UR.....	1967
24 (4 TDs)	Terry Smoot vs. VMI.....	1969
24 (4 TDs)	Kenny Lewis vs. Tulsa.....	1978
24 (4 TDs)	Cyrus Lawrence vs. Wm. & Mary.....	1982
24 (4 TDs)	Tommy Edwards vs. Pittsburgh.....	1993
24 (4 TDs)	Lee Suggs vs. Rutgers.....	2000
24 (4 TDs)	Lee Suggs vs. Virginia.....	2000
24 (4 TDs)	Ernest Wilford vs. Syracuse.....	2002
24 (4 TDs)	Kevin Jones vs. Pittsburgh.....	2003
24 (4 TDs)	Ryan Williams vs. NC State.....	2009
24 (4 TDs)	Ryan Williams vs. Virginia.....	2009
24 (4 TDs)	Trey Edmunds vs. Miami.....	2013

MOST POINTS SCORED (BY OPPONENT)

36 (6 TDs)	Willis McGahee of Miami.....	2002
26 (4 TDs, 2 PATs)	Jim Bakhtiar of Virginia.....	1957
24 (3 TDs, 6 PATs)	Dickie Lewis of Wm. & Mary.....	1950
24 (4 TDs)	Marvin Allen of Tulane.....	1987
24 (4 TDs)	Mike Dingle of South Carolina.....	1990
24 (4 TDs)	Chris Brantley of Rutgers.....	1992

MOST RECEPTIONS (BY TECH)

13 (133 yards)	Donald Snell vs. Cincinnati.....	1985
13 (170)	Nick Cullen vs. Southern Miss.....	1990
12 (92)	Cam Phillips vs. Clemson.....	2016
12 (227)	Isaiah Ford vs. Tulsa.....	2015
11 (117)	Isaiah Ford vs. Liberty.....	2016

MOST RECEPTIONS (BY OPPONENT)

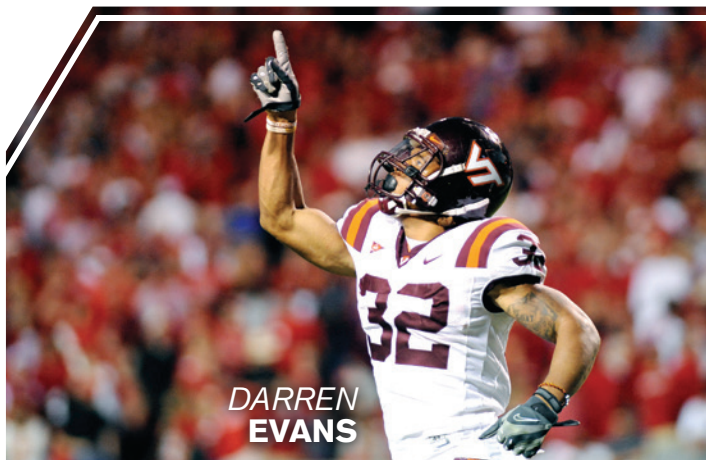
14 (106 yards)	Frank Wycheck of Maryland.....	1990
13 (138)	Ron Sellers of Florida State.....	1966
13 (215)	Antonio Bryant of Pittsburgh.....	1999
13 (145)	Heath Miller of Virginia.....	2003
13 (92)	Andre Callender of Boston College.....	2007

MOST RECEIVING YARDAGE (BY TECH)

279 (8 receptions)	Ernest Wilford vs. Syracuse.....	2002
227 (12)	Isaiah Ford vs. Tulsa.....	2015
213 (9)	Ricky Scales vs. Wake Forest.....	1972
194 (8)	Antonio Freeman vs. Temple.....	1993
172 (5)	André Davis vs. Boston College.....	1999

MOST RECEIVING YARDAGE (BY OPPONENT)

229 (8 receptions)	Ron Sellers of Florida State.....	1967
229 (9)	David Tyree of Syracuse.....	2002
224 (6)	Cam Worthy of East Carolina.....	2014
215 (13)	Antonio Bryant of Pittsburgh.....	1999
193 (6)	Andre Johnson of Miami.....	2002



DARREN EVANS

TEAM RECORDS

STAFF

HOKIES
REVIEW

HISTORY

PROS

BEAMER

MEDIA

TOTAL OFFENSE (BY TECH)

675	vs. Pittsburgh.....	9/11/93
641	vs. Maryland.....	9/25/93
638	vs. Akron.....	10/14/95
617	vs. William & Mary.....	10/29/83
606	vs. Connecticut.....	9/1/01

TOTAL OFFENSE (BY OPPONENT)

833	Alabama.....	10/27/73
649	Maryland.....	9/25/93
646	Houston.....	11/13/71
617	Boston College.....	11/6/93
608	Florida State.....	11/14/70

TOTAL PLAYS (BY TECH)

100	vs. Duke.....	10/24/15
98	vs. Cincinnati.....	8/31/85
96	vs. Wake Forest.....	11/22/75
95	vs. Virginia.....	11/24/12
95	vs. South Carolina.....	11/11/72

TOTAL PLAYS (BY OPPONENT)

100	Syracuse.....	11/9/02
100	Ohio.....	10/23/71
100	William & Mary.....	10/16/71
100	Syracuse.....	10/15/16
98	Cincinnati.....	10/19/91

RUSHING ATTEMPTS (BY TECH)

87	vs. Wake Forest.....	11/22/75
87	vs. South Carolina.....	10/12/74
86	vs. Richmond.....	10/26/74
85	vs. N.C. State.....	9/29/56
81	vs. Virginia.....	10/27/56

RUSHING ATTEMPTS (BY OPPONENT)

78	Wake Forest.....	9/18/71
77	Kentucky.....	9/14/74
77	Alabama.....	11/18/72
74	Kentucky.....	9/13/75
74	SMU.....	9/21/74
74	Oklahoma State.....	10/14/72

RUSHING YARDS (BY TECH)

500	vs. Pittsburgh.....	9/11/93
469	vs. Duke.....	11/15/69
467	vs. William & Mary.....	10/12/85
453	vs. Akron.....	10/14/95
451	vs. William & Mary.....	10/29/83

RUSHING YARDS (BY OPPONENT)

748	Alabama.....	10/27/73
577	Maryland.....	12/2/50
500	SMU.....	9/29/73
461	Alabama.....	11/18/72
457	Houston.....	11/13/71

RUSHING TOUCHDOWNS (BY TECH)

8	vs. Akron.....	10/14/95
7	vs. VMI.....	11/24/66
	Pittsburgh.....	9/11/93
6	on 11 occasions	(most recent: vs. Virginia 11/28/09)
5	on 16 occasions	(most recent: vs. Tulsa 12/26/15)

RUSHING TOUCHDOWNS (BY OPPONENT)

9	Alabama.....	10/27/73
8	Maryland.....	12/2/50
6	Miami.....	12/7/02
6	Alabama.....	11/18/72
6	Virginia.....	10/7/50

PASSING ATTEMPTS (BY TECH)

56	vs. East Carolina.....	9/13/14
54	vs. Georgia Tech.....	9/30/06
53	vs. Houston.....	10/7/72
52	vs. Florida State.....	12/3/05
51	vs. Cincinnati.....	8/31/85

PASSING ATTEMPTS (BY OPPONENT)

67	Clemson.....	10/6/07
58	East Carolina.....	9/12/92

57	Maryland.....	9/25/93
57	Appalachian State.....	10/23/82
56	Marshall.....	9/12/02
56	Appalachian State.....	10/24/81
56	Florida State.....	10/29/66

PASSING COMPLETIONS (BY TECH)

34	vs. Houston.....	10/7/72
32	vs. Georgia Tech.....	11/12/16
31	vs. Boston College.....	11/1/14
31	vs. South Carolina.....	11/11/72
30	vs. East Carolina.....	9/13/14

PASSING COMPLETIONS (BY OPPONENT)

38	Clemson.....	10/6/07
36	Marshall.....	9/12/02
34	East Carolina.....	9/12/92
34	William & Mary.....	9/25/82
33	Boston College.....	12/1/07

PASSING YARDS (BY TECH)

527	vs. Houston.....	10/7/72
504	vs. Syracuse.....	11/9/02
413	vs. South Carolina.....	11/11/72
408	vs. Wake Forest.....	11/25/72
406	vs. Pitt.....	10/27/16

PASSING YARDS (BY OPPONENT)

498	Maryland.....	9/25/93
448	Boston College.....	11/6/93
442	Marshall.....	9/12/02
427	Pittsburgh.....	10/30/99
427	East Carolina.....	9/12/92
427	East Carolina.....	9/13/14

PASSING TOUCHDOWNS (BY TECH)

5	vs. Temple.....	10/16/93
5	vs. Syracuse.....	11/9/02
5	vs. Boston College.....	9/17/16
4	on 12 occasions	(most recent: vs. Liberty 9/3/16)

PASSING TOUCHDOWNS (BY OPPONENT)

6	Vanderbilt.....	11/13/82
5	Rutgers.....	10/31/92
5	Florida State.....	11/11/67
4	on 12 occasions	(most recent: vs. Duke 10/24/15)

TOTAL FIRST DOWNS (BY TECH)

36	vs. UCF.....	8/31/03
35	vs. Wake Forest.....	10/16/10
34	vs. Akron.....	11/9/91
31	vs. Pittsburgh.....	9/11/93
30	vs. Virginia.....	11/21/92
30	vs. Houston.....	10/7/72
30	vs. Pittsburgh.....	10/28/00
30	vs. Tulsa.....	12/26/15

TOTAL FIRST DOWNS (BY OPPONENT)

34	William & Mary.....	10/16/71
32	Rutgers.....	10/31/92
32	Syracuse.....	10/15/16
31	Kentucky.....	9/13/75
31	Florida State.....	11/14/70

RUSHING FIRST DOWNS (BY TECH)

25	vs. South Carolina.....	10/12/74
24	vs. N.C. State.....	9/29/56
23	vs. Pittsburgh.....	9/11/93
23	vs. Wake Forest.....	11/19/77
23	vs. VMI.....	10/9/76

RUSHING FIRST DOWNS (BY OPPONENT)

26	Alabama.....	10/27/73
23	Alabama.....	11/18/72
23	Wake Forest.....	9/18/71
22	Kentucky.....	9/13/75
21	Navy.....	10/3/87

PASSING FIRST DOWNS (BY TECH)

23	vs. UCF.....	8/31/03
22	vs. Houston.....	10/7/72

19	vs. Wake Forest.....	11/25/72
19	vs. Pitt.....	10/27/16
18	vs. South Carolina.....	11/11/72
18	vs. California.....	12/26/03

PASSING FIRST DOWNS (BY OPPONENT)

22	East Carolina.....	9/12/92
21	Marshall.....	9/12/02
21	Cincinnati.....	9/6/86
20	William & Mary.....	10/16/71
19	on 3 occasions	(most recent: vs. Clemson 10/6/07)

KICKOFF RETURN YARDAGE (BY TECH)

245	vs. South Carolina.....	10/6/73
243	vs. Alabama.....	9/5/09
240	vs. Alabama.....	10/27/73
214	vs. Clemson.....	9/16/89
213	vs. Alabama.....	11/18/72

KICKOFF RETURN YARDAGE (BY OPPONENT)

226	North Carolina.....	10/16/12
208	Miami.....	11/9/13
205	Florida State.....	11/16/74
205	Houston.....	10/12/73
203	VMI.....	11/28/68

PUNT RETURN YARDAGE (BY TECH)

164	vs. Pittsburgh.....	10/22/94
155	vs. Syracuse.....	10/11/03
154	vs. Richmond.....	10/21/67
152	vs. West Virginia.....	10/12/00
141	vs. Duke.....	9/16/06

PUNT RETURN YARDAGE (BY OPPONENT)

187	Maryland.....	12/2/50
171	Florida State.....	11/16/74
155	N.C. State.....	10/28/50
127	Kentucky.....	11/4/78
122	Southern Mississippi.....	9/17/88

INTERCEPTIONS (BY TECH)

6	vs. Rutgers.....	11/21/98
6	vs. Rutgers.....	10/31/92
6	vs. Florida State.....	11/2/68
5	on nine occasions	(most recent: vs. Georgia Tech 11/1/07)

INTERCEPTIONS (BY OPPONENT)

7	Florida State.....	10/10/59
5	on nine occasions	(most recent: Virginia 11/19/94)

INTERCEPTION RETURN YARDAGE (BY TECH)

182	vs. Vanderbilt.....	11/12/83
169	vs. Rutgers.....	11/21/98
152	vs. Miami.....	12/7/02
151	vs. William & Mary.....	9/23/67
148	vs. Waynesburg.....	11/13/54

INTERCEPTION RETURN YARDAGE (BY OPPONENT)

132	Clemson.....	9/16/89
128	Quantico.....	9/30/50
108	Florida State.....	9/29/90
107	East Carolina.....	11/16/91
107	Virginia.....	11/10/79



ANTONE EXUM

SEASON RECORDS

TOTAL OFFENSE

Individual	Team
4392 qb Jerod Evans, 2016	6223 in 2016
3500 qb Logan Thomas, 2012	5782 in 2011
3482 qb Logan Thomas, 2011	5632 in 2010
3402 qb Tyrod Taylor, 2010	5223 in 2003
3251 qb Logan Thomas, 2013	5203 in 2002
3170 qb Don Strock, 1972	5097 in 2009
2775 qb Bryan Randall, 2004	5007 in 2015
2773 qb Marcus Vick, 2005	4970 in 1999
2687 qb Michael Brewer, 2014	4952 in 2005
2681 qb Tyrod Taylor, 2009	4898 in 2012

TOTAL PLAYS

Individual	Team
626 qb Jerod Evans, 2016	1087 in 2016
603 qb Logan Thomas, 2012	995 in 2011
561 qb Logan Thomas, 2013	963 in 2014
544 qb Logan Thomas, 2011	944 in 2012
521 qb Michael Brewer, 2014	939 in 2007
480 qb Don Strock, 1972	939 in 2015
461 qb Tyrod Taylor, 2010	936 in 2008
442 qb Bryan Randall, 2004	931 in 2002
436 qb Marcus Vick, 2005	925 in 2013
419 qb Bryan Randall, 2002	913 in 2010

RUSHING ATTEMPTS

Individual	Team
325 tb Cyrus Lawrence, 1981	728 in 1975
293 tb Ryan Williams, 2009	710 in 1976
290 tb David Wilson, 2011	704 in 1974
287 tb Darren Evans, 2008	659 in 2002
281 tb Kevin Jones, 2003	649 in 1977
271 tb Cyrus Lawrence, 1980	645 in 2008
267 tb Branden Ore, 2007	638 in 2016
257 tb Lee Suggs, 2002	621 in 1956
246 tb Terry Smoot, 1969	615 in 1983
241 tb Branden Ore, 2006	599 in 1978
	599 in 2005

RUSHING YARDS

Individual	Team
1709 tb David Wilson, 2011	3076 in 1975
1655 tb Ryan Williams, 2009	3069 in 1983
1647 tb Kevin Jones, 2003	2992 in 1993
1403 tb Cyrus Lawrence, 1981	2975 in 2000
1325 tb Lee Suggs, 2002	2974 in 2002
1265 tb Darren Evans, 2008	2932 in 1974
1221 tb Cyrus Lawrence, 1980	2835 in 1956
1207 tb Lee Suggs, 2000	2793 in 1999
1137 tb Branden Ore, 2006	2782 in 2010
1130 rb Dwayne Thomas, 1993	2757 in 1976

RUSHING TOUCHDOWNS

Individual	Team
27 tb Lee Suggs, 2000	46 in 2000
22 tb Lee Suggs, 2002	35 in 1999
21 tb Kevin Jones, 2003	35 in 2002
21 tb Ryan Williams, 2009	33 in 1974
16 tb Branden Ore, 2006	33 in 2003
13 tb Tommy Francisco, 1966	33 in 2009
13 tb James Barber, 1972	32 in 1956
13 tb Ken Oxendine, 1996	30 in 2005
13 tb Shyrone Stith, 1999	30 in 2010
12 qb Jerod Evans, 2016	28 in 1993

PASSING ATTEMPTS

Individual	Team
441 qb Michael Brewer, 2014	456 in 2014
429 qb Logan Thomas, 2012	449 in 2016
427 qb Don Strock, 1972	440 in 1972
422 qb Jerod Evans, 2016	437 in 2012
402 qb Logan Thomas, 2013	432 in 2013
391 qb Logan Thomas, 2011	405 in 2011
356 qb Don Strock, 1971	394 in 2015
315 qb Tyrod Taylor, 2010	379 in 2007
306 qb Bryan Randall, 2004	368 in 1971
302 qb Sean Glennon, 2006	343 in 2010

PASSING COMPLETIONS

Individual	Team
268 qb Jerod Evans, 2016	279 in 2016
262 qb Michael Brewer, 2014	243 in 2011
234 qb Logan Thomas, 2011	243 in 2013
228 qb Don Strock, 1972	233 in 1972
227 qb Logan Thomas, 2013	224 in 2012
220 qb Logan Thomas, 2012	223 in 2015
195 qb Don Strock, 1971	219 in 2007
188 qb Tyrod Taylor, 2010	202 in 1971
177 qb Marcus Vick, 2005	200 in 2010
173 qb Will Furrer, 1990	192 in 1990

PASSING YARDS

Individual	Team
3546 qb Jerod Evans, 2016	3660 in 2016
3243 qb Don Strock, 1972	3348 in 1972
3013 qb Logan Thomas, 2011	3166 in 2011
2976 qb Logan Thomas, 2012	3071 in 2013
2907 qb Logan Thomas, 2013	3002 in 2012
2743 qb Tyrod Taylor, 2010	2936 in 2015
2692 qb Michael Brewer, 2014	2850 in 2010
2577 qb Don Strock, 1971	2826 in 2014
2393 qb Marcus Vick, 2005	2756 in 2007
2311 qb Tyrod Taylor, 2009	2695 in 1971

PASSING TOUCHDOWNS

Individual	Team
29 qb Jerod Evans, 2016	31 in 2016
24 qb Tyrod Taylor, 2010	24 in 1993
22 qb Maurice DeShazo, 1993	24 in 2004
21 qb Brian Randall, 2004	24 in 2010
19 qb Will Furrer, 1990	24 in 2015
19 qb Logan Thomas, 2011	21 in 2011
18 qb Logan Thomas, 2012	20 in 1990
18 qb Michael Brewer, 2014	19 in 2014
17 qb Jim Druckenmiller, 1996	18 in 1972
17 qb Marcus Vick, 2005	18 in 2005
	18 in 2012

PASS RECEPTIONS


Individual	Team
79 wr Isaiah Ford	2016
76 wr Cam Phillips	2016
75 wr Isaiah Ford	2015
61 se Jarrett Boykin	2011
60 fl Danny Coale	2011
56 wr Isaiah Ford	2014
55 se Ernest Wilford	2003
53 se Jarrett Boykin	2010
51 se Ernest Wilford	2002
51 se Marcus Davis	2012
51 wr Willie Byrn	2013

RECEIVING YARDS

Individual	Team
1164 wr Isaiah Ford	2015
1094 wr Isaiah Ford	2016
983 wr Cam Phillips	2016
962 fl André Davis	1999
953 se Marcus Davis	2012
925 se Ernest Wilford	2002
904 fl Danny Coale	2011
886 se Ernest Wilford	2003
847 se Jarrett Boykin	2010
835 se Jarrett Boykin	2009

RECEIVING TDS

Individual	Team
11 wr Isaiah Ford	2015
9 se Antonio Freeman	1993
9 fl André Davis	1999
8 wb Sidney Snell	1980
8 se Ricky Hall	1998
7 wr Ricky Scales	1972
7 wr Ricky Scales	1973
7 wb Sidney Snell	1979
7 se Mike Giacalone	1981
7 se Bo Campbell	1991
7 fl André Davis	2001
7 se Ernest Wilford	2002
7 te Bucky Hodges	2014
7 wr Isaiah Ford	2016
7 te Bucky Hodges	2016



ANTONIO FREEMAN

TOTAL TOUCHDOWNS

Individual		Team
28	tb Lee Suggs, 2000	61 in 2000
22	tb Lee Suggs, 2002	61 in 2003
22	tb Ryan Williams, 2009	61 in 2016
21	tb Kevin Jones, 2003	59 in 2010
17	tb Branden Ore, 2006	57 in 1999
14	tb Tommy Francisco, 1966	56 in 2002
13	rb James Barber, 1972	55 in 1993
13	tb Ken Oxendine, 1996	55 in 2005
13	tb Shyrone Stith, 1999	51 in 2009
12	tb Terry Smoot, 1969	48 in 2004
12	tb Dwayne Thomas, 1993	48 in 2007
12	tb Trey Edmunds, 2013	48 in 2011
12	qb Jerod Evans, 2016	48 in 2015

TOTAL POINTS

Individual		Team
168	tb Lee Suggs, 2000	490 in 2016
144	tb Lee Suggs, 2002	474 in 2010
132	tb Ryan Williams, 2009	460 in 2003
126	tb Kevin Jones, 2003	455 in 1999
118	pk Joey Slye, 2016	443 in 2000
116	pk Chris Hazley, 2010	440 in 2005
108	pk Brandon Pace, 2005	429 in 2002
108	pk Jud Dunlevy, 2007	414 in 2009
108	pk Matt Waldron, 2009	403 in 2015
107	pk Shayne Graham, 1999	402 in 2007

PUNTS

Individual		Team
88	Gene Fisher, 1967	89 in 2007
88	Brent Bowden, 2007	88 in 1967
82	Jack Simcsak, 1968	82 in 1968
83	A.J. Hughes, 2014	83 in 2014
79	Bill Renner, 1982	81 in 2012
79	A.J. Hughes, 2012	80 in 1982
78	A.J. Hughes, 2013	79 in 1970
77	Chris Baucia, 1989	79 in 1989
70	A.J. Hughes, 2015	79 in 2013
69	Brent Bowden, 2008	74 in 1988

PUNTING AVERAGE

Individual		Team
45.1	Jimmy Kibble, 1997	44.2 in 2013
44.1	A.J. Hughes, 2013	43.8 in 2009
44.0	Brian Saunders, 2010	43.3 in 2010
43.8	Brent Bowden, 2009	43.2 in 2005
43.2	Nic Schmitt, 2005	42.3 in 2015
42.9	A.J. Hughes, 2015	42.3 in 2007
42.5	Brent Bowden, 2007	42.3 in 1979
42.3	Dave Smigelsky, 1979	42.1 in 1994
42.2	Nic Schmitt, 2006	42.0 in 1997
42.1	George Roberts, 1977	41.9 in 1984
42.1	Robbie Colley, 1994	

PUNT RETURNS

Individual		Team
51	John Ludlow, 1982	53 in 1982
40	Ricky Hall, 1999	47 in 1998
39	Antonio Freeman, 1994	47 in 2004
38	Angelo Harrison, 1998	46 in 2005
37	John Ludlow, 1980	45 in 1969
37	Derek Carter, 1983	45 in 1983
36	Greg Stroman, 2014	45 in 2014
35	John Ludlow, 1981	44 in 1980
35	André Davis, 2001	44 in 1994
34	Tim Bosiack, 1970	44 in 1996
34	Billy Myers, 1984	44 in 2013
33	DeAngelo Hall, 2003	43 in 1970

PUNT RETURN YARDAGE

Individual		Team
510	Ricky Hall, 1999	711 in 2000
487	DeAngelo Hall, 2003	659 in 2007
467	Antonio Freeman, 1994	589 in 1994
455	Eddie Royal, 2007	572 in 1998
420	Frank Loria, 1967	572 in 2002

437	André Davis, 2001	560 in 2001
396	André Davis, 2000	558 in 1952
376	Angelo Harrison, 1998	554 in 1967
375	Billy Anderson, 1952	537 in 1957
352	DeAngelo Hall, 2002	537 in 2003

KICKOFF RETURNS

Individual		Team
33	Billy Hardee, 1973	67 in 1950
25	Rich Matijevich, 1970	64 in 1973
25	Marcus Mickel, 1989	50 in 1988
24	Kenny Lewis, 1977	50 in 2010
23	Larry Fallen, 1978	48 in 1971
23	Richard Johnson, 2002	47 in 2011
22	Bob Thomas, 1982	46 in 1974
22	Jon Jeffries, 1987	46 in 2008
22	André Kendrick, 2000	45 in 1977
22	Dyrell Roberts, 2008	45 in 2007
22	David Wilson, 2010	45 in 2012
22	David Wilson, 2011	
22	Demitri Knowles, 2013	
22	Greg Stroman, 2016	

KICKOFF RETURN YARDAGE

Individual		Team
758	Billy Hardee, 1973	1431 in 1973
595	Demitri Knowles, 2012	1136 in 2010
584	David Wilson, 2010	1082 in 2012
574	Dyrell Roberts, 2009	1075 in 1950
561	Jon Jeffries, 1987	994 in 2009
549	Mike Imoh, 2003	962 in 1971
546	Marcus Mickel, 1989	947 in 2008
545	Dyrell Roberts, 2008	943 in 2016
540	Kenny Lewis, 1977	941 in 2011
526	Larry Fallen, 1978	909 in 1987

INTERCEPTIONS

Individual		Team
9	hb Ron Davidson, 1967	27 in 1967
9	cb Jayron Hosley, 2010	25 in 1968
7	lb Mike Widger, 1968	24 in 2002
7	cb Billy Hardee, 1975	23 in 1954
7	cb Gene Bunn, 1976	23 in 1998
7	fs Ashley Lee, 1984	23 in 2000
7	cb Tyrone Drakeford, 1992	23 in 2010
6	s Lenny Smith, 1968	22 in 1984
6	cb Gene Bunn, 1977	22 in 2007
6	fs Willie Pile, 2000	21 in 1983
6	cb Victor Harris, 2008	
6	cb Stephan Virgil, 2008	
6	cb Rashad Carmichael, 2009	
6	cb Kendall Fuller, 2013	

INTERCEPTION YARDAGE

Individual		Team
210	hb Johnny Watkins, 1960	594 in 1954
203	lb Mike Widger, 1968	475 in 1998
182	fs Ashley Lee, 1983	423 in 1968
171	fs Willie Pile, 2002	409 in 2002
166	cb Eric Green, 2003	404 in 2003
155	fs Ashley Lee, 1984	397 in 1967
149	hb Ron Davidson, 1967	365 in 2004
142	cb Victor Harris, 2008	364 in 2010
121	cb Tyrone Drakeford, 1992	355 in 1983
119	hb Dickie Beard, 1954	350 in 1984
119	rov Davon Morgan, 2010	

MISCELLANEOUS RECORDS

Overall record: *729-461-46 (123 seasons)
Overall winning seasons: 87
Overall losing seasons: 27
Overall .500 seasons: 9
Most wins in a season: 11 in 1999, 2000, 2005, 2007, 2010 & 2011
Most losses in a season: 10 in 1950
Most consecutive wins: 13 (Sept. 23, 1995 vs. Miami through Sept. 21, 1996 vs. Rutgers ... Ended by Syracuse, Sept. 28, 1996)
Most consecutive losses: 10 (Sept. 30, 1950 vs. Quantico through Dec. 2, 1950 vs. Maryland ... Ended against Marshall, Sept. 15, 1951)
Most wins at home in a season: 7 in 1996 & 2006
Most losses at home in a season: 4 in 1992, 2014 & 2015
Most consecutive wins at home: 23 (Nov. 7, 1914 vs. Marshall through Oct. 9, 1920 vs. Emory & Henry ... Ended by Maryland, Oct. 23, 1920)
Most consecutive losses at home: 9 (Sept. 25, 1948 vs. George Washington through Oct. 27, 1951 vs. N.C. State ... Ended against Richmond, Nov. 17, 1951)
Most wins on the road in a season: 7 in 1963 & 1995 (includes neutral sites)
Most consecutive wins on the road: 9 (Sept. 30, 1995 vs. Pittsburgh through Sept. 14, 1996 vs. Boston College ... Ended by Syracuse, Sept. 28, 1996)
Most losses on the road in a season: 7 in 1950 (includes neutral sites)
Most consecutive losses on the road: 9 (Sept. 19, 1987 vs. Virginia through Sept. 24, 1988 vs. Syracuse ... Ended against Cincinnati, Oct. 15, 1988)
Undefeated seasons: 2; 1918 (7-0) & 1954 (8-0-1)
Winless seasons: 3; 1893 (0-2), 1948 (0-8-1) & 1950 (0-10)
Undefeated seasons at home: 55
Winless seasons at home: 6
Undefeated seasons on the road: 4; 1901, 1918, 1954 & 1995 (includes neutral sites)
Winless seasons on the road: 7 (includes neutral sites)
Most consecutive winning seasons: **24 (1993 through present)**
Most consecutive losing seasons: 8 (1945 through 1952)
Overall record in season openers: 85-37-1
Overall record in season openers at home: 65-14-0
Most consecutive opening-game wins: 40 (1903 through 1942)
Most consecutive opening-game losses: 8 (1968 through 1975)
Most consecutive games scoring: **283** (Sept. 23, 1995 vs. Miami ... **still ongoing at start of the 2017 season**)
Most shutouts in a season: 7 in 1905 & 1906
Most consecutive shutouts: 7 (Nov. 7, 1903 vs. UNC through Oct. 22, 1904 vs. William & Mary ... Ended by UNC, Oct. 29, 1904)
Most shutouts by opponents in a season: 5 in five different seasons
Most consecutive shutouts by opponents: 5 (Sept. 25, 1948 vs. George Washington through Oct. 23, 1948 vs. Duke ... Ended against Army, Oct. 30, 1948)
Most ties in a season: 3; 1924, 1933 & 1946
Most consecutive ties: 2; five different times

**Temple forfeited a win to Tech during the 1986 season because of an ineligible player.
 (This win is not recognized by the NCAA.)*

LONGEST PLAYS SINCE 1954

PUNT RETURNS

Yds.	Player	Opponent	Date
95	Frank Loria	Miami	11/4/67
94	Kyshoen Jarrett	Pittsburgh	9/15/12
87	André Davis	East Carolina	9/7/00
87	Greg Stroman	East Carolina	9/24/16
84	Justin Harper	Kansas	1/3/08
82	Bob Schwickert	VMI	11/28/63
82	Eddie Royal	Clemson	10/6/07
80	Frank Loria	Geo. Washington	9/24/66
80	Frank Loria	Florida State	10/29/66
80	Antonio Freeman	Pittsburgh	10/22/94
80	Jayron Hosley	Central Michigan	10/9/10
77	Billy Hardee	Virginia	10/19/74

KICKOFF RETURNS

Yds.	Player	Opponent	Date
100	Larry Fallen	Clemson	10/7/78
100	Victor Harris	Clemson	10/6/07
99	Tommy Walker	VMI	11/28/63
99	Eddie Hunter	South Carolina	10/11/86
98	Dyrell Roberts	Alabama	9/5/09
96	Terry Strock	Virginia	10/21/61

96	Billy Hardee	South Carolina	10/6/73
95	Dickie Longerbeam	Richmond	9/25/65
93	Tommy Francisco	VMI	11/25/65
93	Demitri Knowles	North Carolina	10/6/12

INTERCEPTION RETURNS

Yds.	Player	Opponent	Date
100	s Keion Carpenter	Miami	11/16/96
98	lb Jamel Smith	Rutgers	11/21/98
96	fs Willie Pile	Miami	12/7/02
95	s Kirk Alexander	Cincinnati	10/19/91
94	s Ashley Lee	Vanderbilt	11/12/83
90	lb Randy Cockrell	Navy	10/3/87
88n	hb Johnny Watkins	William & Mary	10/15/60
88	fs Ashley Lee	Vanderbilt	11/12/83
87	lb Clarence Culpepper	William & Mary	9/23/67
85	lb Mike Johnson	Appalachian St.	10/23/82
85	rov Pierson Prioleau	Boston College	10/8/98

FIELD GOALS

Yds.	Player	Opponent	Date
61	c Wayne Latimer	Florida State	10/11/75
59	c Dave Strock	So. Mississippi	11/4/72
56	s Paul Engle	Virginia	10/15/77
56	s Cody Journell	Boston College	11/2/13
55	c Jack Simcsak	Kentucky	10/11/69
55	c Dave Strock	So. Mississippi	11/4/72
53	s Shayne Graham	Clemson	9/12/98
55	c Wayne Latimer	Virginia	10/20/73
53	c Dave Strock	Oklahoma State	10/14/72
52	s Shayne Graham	Pittsburgh	10/30/99
52	s Jud Dunlevy	UNC	9/29/07
52	s Chris Hazley	UNC	11/13/10
51	c Wayne Latimer	Houston	10/12/73

c: conventional-style s: soccer-style

PUNTS

Yds.	Player	Opponent	Date
78	Gene Fisher	at West Virginia	10/28/67
75	Jimmy Kibble	at Pittsburgh	11/22/97
75	Michael Branthover	at Duke	10/29/11
71	Bill Renner	Appalachian State	10/24/81
70	Jack Simcsak	at Richmond	10/4/69

RUNNING PLAYS

Yds.	Player	Opponent	Date
96	qb Bob Schwickert	Wake Forest	11/10/62
89	rb Roscoe Coles	Auburn	10/4/75
88	fb Ken Edwards	Florida State	11/2/68
87	tb Kevin Jones	Temple	11/10/01
86	tb J.C. Coleman	Duke	10/13/12
84	tb Ryan Williams	Miami	11/20/10
82	hb Phil Rogers	VMI	11/15/75
82	qb Michael Vick	Boston College	9/30/00
81	qb Al Clark	Rutgers	8/30/97
80	tb Kevin Jones	Pittsburgh	11/8/03
77	qb Warren Price	William & Mary	9/16/61
77n	tb Tommy Francisco	Wake Forest	9/18/65
77	qb David Lamie	William & Mary	10/8/77
77	tb Trey Edmunds	Alabama	8/31/13
76	fb George Constantinides	Richmond	10/21/67
76	fb Jarrett Ferguson	Syracuse	11/14/98
76	tb Chris Mangus	Western Carolina	9/7/13
75	qb Michael Vick	Temple	11/20/99
75	qb Bryan Randall	Syracuse	10/11/03

PASS PLAYS

Yds.	Players (Opponent)	Date
91	qb Steve Casey to wb Sidney Snell (VMI)	11/17/79
88	qb Erik Chapman to se Donald Wayne Snell (UR)	11/8/86
87	qb Bryan Randall to se Ernest Wilford (Syracuse)	11/9/02
87n	qb Bryan Randall to te Keith Willis (Syracuse)	11/9/02
85n	qb Jim Druckenmiller to fl Bryan Still (Pittsburgh)	9/30/95
85	qb Logan Thomas to se Marcus Davis (Pittsburgh)	9/15/12
83	qb Treg Koel to se Antonio Freeman (West Va.)	9/26/92
83n	qb Logan Thomas to fl Willie Byrn (UNC)	10/5/13
81n	qb Tyrod Taylor to fl Danny Coale (Nebraska)	9/19/09
80	hb Phil Rogers to wr Ricky Scales (Virginia)	10/20/73
80	qb Jim Druckenmiller to fl Bryan Still (Boston College)	9/7/95
80	qb Al Clark to fl Marcus Gildersleeve (Rutgers)	8/30/97
80	qb Bryan Randall to Eddie Royal (Georgia Tech)	10/28/04
80	qb Bryan Randall to Josh Morgan (Auburn)	1/3/05
80	qb Ju-Ju Clayton to se Marcus Davis (Boston College)	10/10/09
78	qb Don Strock to se Jimmy Quinn (Ohio)	10/23/71
78	qb Will Furrer to tb Vaughn Hebron (West Va.)	10/6/90
75	qb Bryan Randall to se Ernest Wilford (Syracuse)	11/9/02
75	qb Michael Brewer to wr Isaiah Ford (Tulsa)	12/26/15

n: non-scoring plays

THE LAST TIME

A PUNT WAS RETURNED FOR A TOUCHDOWN:

VT	Sept. 24, 2016	Greg Stroman vs. East Carolina, at Virginia Tech, 87 yards
Opp.	Nov. 16, 2013	William Likely of Maryland, at Virginia Tech, 63 yards

A KICKOFF WAS RETURNED FOR A TOUCHDOWN:

VT	Oct. 6, 2012	Demitri Knowles at North Carolina, 93 yards
Opp.	Aug. 31, 2013	Christian Jones of Alabama, at Atlanta, Ga., 94 yards

A PASS INTERCEPTION WAS RETURNED FOR A TOUCHDOWN:

VT	Sept. 12, 2015	Andrew Motuapuaka vs. Furman, 18 yards
Opp.	Nov. 12, 2015	Brent Mitchell of Georgia Tech, at Georgia Tech, 32 yards

A PUNT WAS BLOCKED:

VT	Sept. 24, 2016	Cam Phillips vs. East Carolina
Opp.	Nov. 21, 2015	Bug Howard of North Carolina, at Virginia Tech

A PUNT WAS BLOCKED FOR A TOUCHDOWN:

VT	Sept. 19, 2015	Terrell Edmunds at Purdue, Anthony Shogog returned 15 yards for TD
Opp.	Aug. 30, 2008	T.J. Lee of ECU blocked a punt and returned it for a TD, at Charlotte, N.C.

OPPONENTS' LONGEST PLAYS

Longest run from scrimmage: 97 yards, rb Larry Key of Florida State, Nov. 20, 1976, at Tallahassee

Longest pass completion: 97 yards, qb Tim Hasselbeck to wr Dedrick Dewalt of Boston College, Nov. 26, 1999, at Blacksburg

Longest kickoff return: 100 yards, Leon Bright of Florida State, Nov. 16, 1974, at Tallahassee and Jim Stewart of Tulsa, Nov. 6, 1976, at Blacksburg

Longest punt return: 90 yards, Danny Ezechukwu of Purdue, Sept. 20, 1957, at West Lafayette, Ind.

Longest interception return:

99 yards, Marcus Mauney of West Virginia, Nov. 23, 1974, at Blacksburg

Longest field goal: 56 yards, Ken Stadlin of Virginia, Sept. 29, 1984, at Blacksburg

Longest punt: 78 yards, Mark Fazzolari of West Virginia, Nov. 6, 1999, at Morgantown, W.Va.

A SAFETY WAS RECORDED:

VT	Sept. 24, 2016	East Carolina QB sacked in end zone at Virginia Tech
Opp.	Dec. 6, 2008	Tech punter intentionally ran out of end zone vs. Boston College, at Tampa, Fla.

A FUMBLE WAS RECOVERED FOR A TOUCHDOWN:

VT	Nov. 9, 2013	Demitri Knowles at Miami (offensive)
Opp.	Dec. 28, 2012	Khaseem Greene of Rutgers, at Orlando, Fla.

A FUMBLE WAS RETURNED FOR A TOUCHDOWN:

VT	Nov. 26, 2016	Andrew Motuapuaka vs. Virginia, 70 yards
Opp.	Sept. 3, 2016	Alpha Jalloh of Liberty at Virginia Tech, 71 yards

TEAMMATES RUSHED FOR 100 YARDS IN SAME GAME:

VT	Oct. 2, 2010	Darren Evans (160) and Tyrod Taylor (121) at NC State
Opp.	Oct. 23, 2014	Duke Johnson (249) and Gus Edwards (115) of Miami, at Virginia Tech

A QB SURPASSED THE CENTURY MARK IN RUSHING AND PASSING IN ONE GAME:

VT	Oct. 26, 2013	Logan Thomas (101 rushing; 214 passing) vs. Duke
Opp.	Oct. 24, 2015	Thomas Sirk (109 rushing; 270 passing) of Duke, at Virginia Tech

VARSITY LETTERMAN (1932-2016)

STAFF
HOKIES
REVIEW
HISTORY
PROS
BEAMER
MEDIA

A

Abbott, Brooks..... 2012
 Abraham, Jack..... 1969, 1970, 1971
 Adams, Jake..... 1961, 1962, 1963
 Adams, Jim..... 1946, 1947
 Adams, Paul..... 1972, 1974, 1975, 1976
 Adibi, Nathaniel..... 2000, 2001, 2002, 2003
 Adibi, Xavier..... 2004, 2005, 2006, 2007
 Agee, Peery..... 1983, 1984
 Agemy, Jamel..... 1984, 1985, 1986, 1987
 Aguilar, Art..... 1968
 Albright, Kyle..... 1961, 1962, 1963
 Albright, Chris..... 1977, 1978
 Alexander, Adonis..... 2015, 2016
 Alexander, Kirk..... 1989, 1990, 1991, 1992
 Alford, Wayne..... 2013, 2014
 Allen, Bob..... 1952
 Allen, Bobby..... 1979, 1980, 1981
 Allen, Jesse..... 2004, 2005, 2006
 Alleyne, Jahque..... 2015
 Ambers, Andy..... 1984, 1985, 1986
 Amos, Mike..... 1988
 Anders, Cliff..... 1997, 1998, 1999
 Anderson, Billy..... 1952, 1953, 1954
 Anderson, James..... 2002, 2003, 2004, 2005
 Anderson, Lars..... 1980
 Anderson, Van..... 1939, 1940, 1941
 Andreadis, Chris..... 1996
 Arbaugh, Mike..... 1973, 1974, 1976
 Arians, Bruce..... 1972, 1973, 1974
 Arkema, Matt..... 2012
 Aromire, Boye..... 2011
 Arrington, Marvin..... 1990, 1991, 1992
 Arthur, Richard..... 1973
 Asante, Kevin..... 2012, 2015
 Ashworth, Fred..... 1942
 Ausbrooks, Dwight..... 1983, 1984, 1985
 Austin, Larry..... 1998, 1999, 2000, 2001

B


Baaqee, Mikal..... 2001, 2002, 2003, 2004
 Babb, Billy..... 1962, 1963
 Babione, Dale..... 1975, 1976, 1977
 Baggett, Mason..... 2006
 Bailey, Corbin..... 1956, 1957
 Bailey, Darryl..... 1962, 1963, 1964
 Bailey, Dave..... 1968, 1969, 1970
 Bailey, Jeff..... 1977, 1978, 1979, 1980
 Bailey, Leslie..... 1986, 1987, 1988, 1989
 Bailey, Ricky..... 1983
 Ballance, Jeff..... 1984, 1985, 1986
 Ballard, Frank..... 1945, 1946, 1947
 Banks, Antonio..... 1993, 1994, 1995, 1996
 Banks, Jim..... 1976
 Banks, Mac..... 1934, 1935, 1936
 Barber, J.B..... 1971, 1972, 1973
 Barbour, Billy..... 1942, 1946, 1947
 Barefoot, Ken..... 1965, 1966, 1967
 Barefoot, Ken (Jr.)..... 1987, 1988
 Barfield, Tyler..... 2012
 Barile, Ray..... 1959, 1960, 1961
 Barnes, Mitchael..... 1974, 1975, 1976
 Barnette, Clyde..... 1958
 Barns, Clinton..... 1945
 Baron, Jim..... 1994, 1995
 Baron, Woody..... 2013, 2014, 2015, 2016
 Barry, Chris..... 1990, 1991, 1992, 1993
 Barton, Bill..... 1968
 Bartrug, Ed..... 1957, 1958, 1959
 Basham, Bernard..... 1990, 1991, 1992, 1993
 Bass, Trenton..... 1992, 1993, 1994
 Battle, Kwamaine..... 2009, 2010
 Baucia, Chris..... 1988, 1989, 1990
 Baylor, Brad..... 1996, 1997
 Beamer, Frank..... 1966, 1967, 1968

Beamer, Shane..... 1996, 1997, 1998, 1999
 Beard, Dickie..... 1952, 1953, 1954, 1955
 Beard, Ralph..... 1945, 1946, 1948, 1949
 Bearekman, Larry..... 1972, 1973, 1974
 Beasley, Chad..... 1998, 1999, 2000, 2001
 Beasley, Ray..... 1946, 1947, 1948
 Beasley, Tom..... 1973, 1974, 1975, 1976
 Beckett, Tavante..... 2016
 Becton, Desmar..... 1983, 1984, 1985
 Becton, Nick..... 2010, 2011, 2012
 Behl, Dennis..... 1979, 1980
 Beiro, Riley..... 2011, 2012
 Belcher, A.H..... 1940, 1942
 Belcher, Gippy..... 1976, 1977, 1978
 Belcher, J.R..... 1937, 1938
 Bell, John..... 1972, 1973, 1974
 Benedict, Brent..... 2012, 2013
 Bennett, Bill..... 1949
 Bennett, Kevin..... 1989
 Berish, Jason..... 1995, 1996
 Bertovich, Tony..... 1971
 Beyer, Jeff..... 2009
 Bianchin, Mike..... 1993, 1994, 1995
 Bigelow, Jud..... 1964, 1967
 Bird, Cory..... 1997, 1998, 1999, 2000
 Birtsch, Greg..... 1974, 1976, 1977, 1978
 Blackburn, Preston..... 1967, 1968, 1969
 Blacken, Malcolm..... 1985, 1986, 1987, 1988
 Blackmon, Tony..... 1979
 Blandford, Mason..... 1941, 1942
 Blankenship, Bo..... 1985, 1986
 Blankenship, Charlie..... 1959
 Blankenship, Herb..... 1954
 Bledsoe, Brent..... 1973, 1974
 Bloomer, Joe..... 1962, 1964
 Blueford, Morris..... 1973, 1974, 1975
 Blunt, Larry..... 1973, 1974, 1975, 1976
 Boatwright, William..... 1988, 1989, 1990, 1991
 Bobbitt, Gerald..... 1961, 1962
 Bocko, Steve..... 1967, 1968, 1969
 Boitnott, Tim..... 1987, 1988, 1989
 Bolton, Jeff..... 1979, 1980, 1981
 Bond, Bob..... 1971
 Bonner, Detrick..... 2011, 2012, 2013, 2014
 Booker, Barry..... 2005, 2006, 2007
 Boone, Greg..... 2006, 2007, 2008, 2009
 Booth, Don..... 1952, 1953
 Booth, Jack..... 1973
 Borden, Karl..... 1987, 1988, 1990
 Borden, Mike..... 1979, 1980
 Bosiack, Tim..... 1969, 1970, 1971
 Boswell, I.W..... 1939
 Botnick, Benny..... 1932, 1934
 Bowden, Brent..... 2007, 2008, 2009
 Bowe, Nigel..... 1982, 1983, 1984
 Bowen, Rich..... 1995
 Bowles, Floyd (Jr.)..... 1945, 1946, 1947
 Bowling, Andy..... 1964, 1965, 1966
 Bowling, Herb..... 1961
 Bowman, Andrew..... 2007
 Bowser, Franklin..... 2000
 Boyce, Xavier..... 2009, 2010
 Boykin, Jarrett..... 2008, 2009, 2010, 2011
 Boyle, Dean..... 1950, 1951
 Bradley, Carl..... 1996, 1997, 1998, 1999
 Bradley, Frank..... 1951
 Bradley, Henry..... 1974, 1975, 1976, 1977
 Bradley, Nate..... 1987
 Bradshaw, Bill..... 1935
 Brainard, Michael..... 2015
 Brammer, Mike..... 1974
 Branch, Tyrone..... 1984
 Branthover, Michael..... 2012, 2013, 2014
 Breen, Gene..... 1961, 1962, 1963
 Breheny, Chris..... 1992, 1993

Brewer, Michael..... 2014, 2015
 Bria, Sammy..... 1969, 1970, 1971
 Briggs, Wayne..... 2000, 2001
 Brilliant, Ricky..... 1979
 Brinkley, Ed..... 1956, 1957, 1958
 Briscoe, Mark..... 1987, 1988
 Britts, Bill..... 1979
 Brooks, Greg..... 1982, 1983, 1984, 1985
 Brooks, Jaymes..... 2008, 2009, 2010, 2011
 Brown, Cornell..... 1993, 1994, 1995, 1996
 Brown, Duane..... 2004, 2005, 2006, 2007
 Brown, Frank..... 1952, 1953, 1954, 1955
 Brown, Geoff..... 1980, 1981, 1982
 Brown, Glenn..... 1972
 Brown, Ken..... 1991, 1992, 1993, 1994
 Brown, Nekos..... 2006, 2007, 2008, 2009
 Brown, Ralph..... 1987, 1988, 1990
 Brown, Robert..... 1980, 1981
 Brown, Roger..... 1986, 1987, 1988, 1989
 Brown, Todd..... 1989, 1990
 Brown, Wiley..... 2010, 2011
 Brown, Wilson..... 1935, 1936
 Browne, Wally..... 1979, 1980, 1981, 1982
 Brownell, Jud..... 1967, 1968
 Bruce, Ronnie..... 1964, 1965, 1966
 Bruce, George..... 1987
 Bruce, Maynard..... 1946, 1947
 Bryant, Phil..... 1988, 1989, 1990, 1991
 Bryant, Tommy..... 1951
 Bryson, Jimmy..... 1989, 1990
 Buchanan, G.S..... 1939
 Buckland, Jason..... 1998
 Buie, Chris..... 2000, 2002
 Bulheller, Eddie..... 1964, 1965, 1966
 Bunn, Gene..... 1976, 1977, 1978
 Burchette, Noland..... 2003, 2004, 2005, 2006
 Burke, John..... 1990, 1991, 1992, 1993
 Burke, Leo..... 1952, 1953, 1954, 1955
 Burks, Jim..... 1956, 1957, 1958
 Burleigh, Bryan..... 1982, 1983, 1984
 Burleson, Hayes..... 1954, 1955
 Burnell, Keith..... 2000, 2001
 Burnett, Chris..... 2006
 Burnette, Gene..... 1950
 Burnop, Mike..... 1970, 1971, 1972
 Burns, Drew..... 2013, 2015
 Burns, Tommy..... 1945, 1946, 1948
 Burns, Vinnie..... 2001, 2002, 2003, 2004
 Bush, Nick..... 2013
 Bush, Rickey..... 1974
 Buskirk, Blair..... 1974, 1975, 1976
 Butler, Reggie..... 2003, 2004, 2005
 Butler, Tee..... 1999, 2000
 Bynum, Wright..... 2016
 Byrd, Ken..... 1957, 1958, 1959
 Byrd, Melendez..... 1989, 1990, 1991, 1992
 Byrn, Willie..... 2012, 2013, 2014

C

Cahill, Mike..... 1962, 1963
 Caleb, Joel..... 2014, 2015
 Callison, Mike..... 1975
 Camaioni, Alex..... 1962, 1963
 Cameron, Archie..... 1937, 1938
 Camp, Cass..... 1979, 1980, 1981
 Camp, Don..... 1954
 Campbell, Bo..... 1989, 1990, 1991, 1992
 Campbell, Bryan..... 1988, 1989, 1990, 1991
 Campbell, David..... 1998
 Campbell, Johnny..... 1950
 Candelas, John..... 2005
 Cannaday, Mike..... 1980, 1981
 Cannon, Steve..... 1975, 1976
 Canter, Steve..... 2003
 Capps, Larry..... 1974, 1975, 1976



Mike Burnop

Carmichael, Rashad..... 2007, 2008, 2009, 2010
 Carpenito, Pat..... 1955, 1956, 1957
 Carpenito, Tommy..... 1970, 1971, 1972
 Carpenter, Buck..... 1934, 1935
 Carpenter, Keion..... 1995, 1996, 1997, 1998
 Carroll, C.J..... 2016
 Carroll, Collin..... 2008, 2009, 2010, 2011
 Carroll, Tripp..... 2004, 2005
 Carter, Derek..... 1997, 1998, 1999, 2000
 Carter, Derek..... 1981, 1982, 1983, 1984
 Carter, Eddie..... 1967, 1968
 Cartwright, Matt..... 1970
 Cartwright, Pete..... 1962
 Cary, Phil..... 1962, 1963
 Casey, Al..... 1932, 1933
 Casey, Rickie..... 1975
 Casey, Steve..... 1978, 1979, 1980, 1981
 Casto, Ron..... 1948, 1949, 1950
 Caver, Chris..... 2013
 Chambers, Coy..... 1946, 1947, 1949
 Chamblee, Al..... 1987, 1988, 1989, 1990
 Chancellor, Kam..... 2006, 2007, 2008, 2009
 Chapman, Erik..... 1986, 1987
 Charlton, Ike..... 1997, 1998, 1999
 Charlton, Leroy..... 1992, 1994
 Chasen, Irvin..... 1941, 1942
 Cheeseman, Jahre..... 2007
 Chung, Eugene..... 1988, 1989, 1990, 1991
 Church, Joe..... 1948, 1949, 1950
 Churchill, Bob..... 1962, 1964
 Clapp, Mike..... 1986
 Clark, Al..... 1995, 1996, 1997, 1998
 Clark, Chuck..... 2013, 2014, 2015, 2016
 Clark, Daniel..... 1942
 Clark, Gerald..... 1939, 1940, 1941
 Clarke, Deon..... 2014, 2015
 Clarke, Jake..... 1980, 1981, 1982, 1983
 Clayton, Ju-Ju..... 2009, 2010, 2011
 Clifton, Chris..... 2002, 2003, 2004, 2005
 Cline, Kalvin..... 2013, 2015
 Clowney, David..... 2003, 2004, 2005, 2006
 Coale, Danny..... 2008, 2009, 2010, 2011
 Cobb, Freddie..... 1966
 Cobb, Lamar..... 2000, 2001, 2002
 Cockrell, Randy..... 1986, 1987, 1988, 1989
 Cogan, Dennis..... 1971
 Colas, Cols..... 2000, 2001, 2002, 2003
 Cole, Michael..... 2012
 Coleman, Hank..... 1992, 1993, 1994, 1995
 Coleman, J.C..... 2012, 2013, 2014, 2015
 Coleman, Jim..... 1938, 1939, 1940
 Coleman, Rainer..... 1984, 1985
 Coles, D.J..... 2009, 2010, 2011, 2013
 Coles, Roscoe..... 1974, 1975, 1976, 1977
 Colley, Robbie..... 1992, 1993, 1994
 Collins, J.R..... 2010, 2011, 2012, 2013

VARSITY LETTERMAN



Brandon Flowers

Collis, Chris..... 1969
 Collum, Pete..... 1947, 1948, 1949
 Colobro, Nick..... 1970, 1971, 1972
 Comer, Glen..... 1977
 Conaty, Billy..... 1993, 1994, 1995, 1996
 Conlin, Jon..... 1970
 Connor, Bobby..... 1955, 1956, 1957
 Constantinides, George..... 1966, 1967, 1968
 Conte, Augie..... 2013, 2014, 2015
 Conway, Travis..... 2001, 2003, 2004
 Cook, Rusty..... 1983
 Cooke, Donnie..... 1969, 1970
 Cooke, Jack..... 1946, 1947
 Cooper, Chad..... 2001, 2002, 2003, 2004
 Cooper, Ron..... 2010
 Cooper, Tom..... 1974, 1975, 1976
 Copeland, Otis..... 1982, 1983
 Copenhaver, Jim..... 1933, 1934
 Cosh, Chris..... 1977, 1978, 1979
 Cothran, Bo..... 1987, 1988
 Courtney, Chris..... 1973
 Cowan, Howard..... 1950
 Cowne, John..... 1980, 1981, 1982, 1983
 Cox, David..... 1983, 1984, 1985
 Cox, Joe..... 1962
 Cox, Mark..... 1982, 1983, 1984, 1985
 Cox, Mike..... 1992
 Cox, Rod..... 1969, 1970
 Coyner, Doug..... 1971
 Crabtree, Bob..... 1959, 1960
 Cramer, Bryson..... 1977
 Cranwell, Billy..... 1954, 1955, 1957
 Cranwell, Dickie..... 1963, 1964
 Crawford, James..... 1996
 Crawford, Michael... 2000, 2001, 2002, 2003
 Creasey, Skip..... 1973, 1974
 Creekmore, Larry..... 1967, 1968, 1969
 Cregar, Doug..... 1952, 1953
 Cregger, Pete..... 1935, 1936, 1937
 Crigger, Dee..... 1967, 1968, 1969
 Crittenden, Ray..... 1992
 Cruickshank, Bobby..... 1954, 1955, 1956
 Cruise, Scott..... 1983, 1984, 1985
 Cuba, Chuck..... 1954, 1955
 Culicerto, Phil..... 1982
 Cullen, Nick..... 1987, 1988, 1989, 1990
 Cunningham, Chris..... 2016
 Culppepper, Clarence..... 1965, 1966, 1967
 Cupp, Danny..... 1966, 1968
 Cure, Allen..... 1974, 1975
 Cyrus, Chris..... 1997, 1998, 1999

D

D'Antuono, Eddie..... 2013, 2014, 2015
 Dabbs, Bobby..... 1971, 1972
 Dahl, Jeff..... 1979, 1980, 1981
 Dale, Carroll..... 1956, 1957, 1958, 1959
 Daley, Bill..... 1954, 1955, 1956
 Dalzell, Tom..... 1954, 1956
 Daniels, Greg..... 1988, 1989, 1990, 1991
 Daniels, Mike..... 2001, 2002, 2003, 2004
 Daniels, Sam..... 1992

E

Eadie, Josh..... 2010
 Eakin, Lowell..... 1980
 Easlick, Doug..... 2001, 2002, 2003
 Eastman, Frank..... 1957, 1959
 Eberly, Josh..... 2015
 Ebert, Dave..... 1954, 1955, 1956
 Eddy, Danny..... 1987, 1988, 1989
 Edison, Pedro..... 1996

Daniels, Vince..... 1984
 Darnell, W.T..... 1937
 Davidson, Ron..... 1966, 1967, 1968
 Davie, Jim..... 1983, 1984, 1985, 1986
 Davis, André..... 1998, 1999, 2000, 2001
 Davis, Anthony..... 1999, 2000, 2001, 2002
 Davis, Don..... 1990, 1991, 1992
 Davis, Ernie..... 1986, 1987, 1988, 1989
 Davis, George..... 1949
 Davis, Jim..... 2000, 2001, 2002, 2004
 Davis, Junior..... 1936, 1937
 Davis, Marcus..... 2009, 2010, 2011, 2012
 Davis, Paul..... 1979, 1980
 Davis, Robert..... 1990
 Davis, Ron..... 1973, 1974, 1975
 Davis, Rondal..... 1974, 1975, 1976
 Davis, William..... 1941, 1942
 Davison, Bloice..... 1958, 1959, 1961
 Dawson, Scott..... 1965, 1966, 1967
 Dawyot, Pete..... 1967, 1968, 1969
 Deablo, Divine..... 2016
 Dean, Johnny..... 1951, 1952, 1953, 1954
 DeChristopher, Blake.. 2008, 2009, 2010, 2011
 Dedo, Damon..... 1965, 1966, 1967
 DeHart, David..... 1975, 1976, 1977
 DeRicco, George... 1992, 1993, 1994, 1995
 DeViscio, Nick..... 1968, 1969, 1970
 DeMarr, Buddy..... 1970, 1971
 DeMasi, Steve..... 1999, 2000, 2001
 DeMuro, Phil..... 1937, 1938, 1939
 Denardo, Bruce..... 1970
 Denardo, Pat..... 1947, 1948
 DePoy, James..... 1990, 1991, 1992
 DeShazo, Dick..... 1946, 1947
 DeShazo, Maurice..... 1992, 1993, 1994
 Develli, Jared..... 2004, 2005, 2006, 2007
 Devlin, W.H..... 1937, 1938
 Dew, Nick..... 2011
 Di Nardo, Derek..... 2011, 2012, 2013, 2014
 Dick, Kevin..... 1973, 1974, 1975
 Dickerson, Herman..... 1934, 1935, 1936
 Dillard, Brandon..... 2007, 2009
 DiNapoli, Gennaro... 1994, 1995, 1996, 1997
 Divers, Don..... 1954, 1955, 1956
 Dobbins, John..... 1970, 1971, 1972
 Dodge, Ben..... 1934, 1935
 Dodson, Dennis..... 1971, 1972, 1973
 Dodson, George..... 1973
 Dolphin, Dave..... 1975, 1976, 1978
 Donahue, Mike..... 1999, 2000
 Donnelly, Sean..... 1985, 1986, 1987
 Dooley, Seth..... 2014, 2015, 2016
 Dotson, William..... 1990, 1991
 Doty, Jeff..... 1991
 Dove, Mitch..... 1986, 1988
 Dovel, Scott..... 1978, 1979, 1980, 1981
 Doxey, Lloyd..... 1935, 1936, 1937
 Dozier, Vernon..... 1993, 1994
 Drager, Chris..... 2008, 2009, 2010, 2011
 Drakeford, Tyronne... 1990, 1991, 1992, 1993
 Drew, Greg..... 1986, 1987
 Drinkard, John..... 1977, 1978, 1979
 Druckenmiller, Jim... 1993, 1994, 1995, 1996
 Dudley, Tim..... 1985
 Dunlevy, Jud..... 2007
 Dunn, Jon..... 2001, 2002, 2003, 2004
 Dunn, Randall..... 2011, 2012
 Dutton, Hubert..... 1947, 1948, 1949
 Dyer, Daniel..... 2011, 2012, 2013, 2014

Edmond, Tyron..... 1995, 1996, 1997, 1998
 Edmonds, Brian..... 1993, 1994, 1995, 1996
 Edmonds, Johnnie..... 1980
 Edmonds, Terrell..... 2015, 2016
 Edmunds, Tremaine..... 2015, 2016
 Edmunds, Trey..... 2013, 2014, 2015
 Edwards, Billy..... 1963, 1964, 1965
 Edwards, Danny..... 1995
 Edwards, Ken..... 1967, 1968, 1969
 Edwards, Lacy..... 1962, 1963, 1964
 Edwards, Randall..... 1961
 Edwards, Tariq..... 2010, 2011, 2013
 Edwards, Tommy..... 1993, 1994
 Ekanem, Ken..... 2013, 2014, 2015, 2016
 Ellenbogen, Bill..... 1971, 1972
 Ellis, Chris..... 2004, 2005, 2006, 2007
 Ellison, M.L..... 1938, 1939
 Ellison, Shelly..... 1996, 1997
 Ellsworth, Steve..... 1983, 1984, 1985, 1986
 Engelberger, John... 1996, 1997, 1998, 1999
 England, Ray..... 1955, 1956, 1957
 Engle, Paul..... 1976, 1977, 1978
 English, Red..... 1932, 1933
 Evans, Darren..... 2008, 2010
 Evans, George..... 1979, 1980, 1981, 1982
 Evans, Jerod..... 2016
 Everett, David..... 1985, 1986, 1987
 Exum, Antone..... 2010, 2011, 2012, 2013

F

Facyson, Brandon..... 2013, 2015, 2016
 Fallen, Larry..... 1977, 1978
 Farmer, Dave..... 1965, 1966
 Farmer, John..... 1961
 Farr, Jim..... 1958, 1959, 1960
 Farris, Caleb..... 2012, 2013, 2014
 Faulkner, Mike..... 1975, 1976, 1978, 1979
 Felber, Matt..... 2001
 Ferebee, Rashad..... 2005
 Ferguson, Jarrett..... 1998, 1999, 2000, 2001
 Ferguson, Lorenzo..... 1997, 1998
 Ferrell, William..... 1992, 1993, 1994
 Finnegan, Matt..... 2007
 Fisher, Bud..... 1948, 1949, 1950
 Fisher, Gene..... 1965, 1966, 1967
 Fittro, Louis..... 1934, 1935
 Fitts, Ray..... 1982, 1983, 1984, 1985
 Fitzgerald, John..... 1980, 1981, 1982
 Fitzgerald, Kelly..... 1989
 Fitzgerald, Mickey... 1976, 1977, 1978, 1979
 FitzHugh, John..... 1985, 1986, 1987
 Fixx, Jimmy..... 1938
 Fleenor, Glen..... 1953
 Flowers, Brandon..... 2005, 2006, 2007
 Flowers, William..... 1996
 Floyd, Reggie..... 2016
 Foltz, Joe..... 1942
 Foran, Jay..... 1990
 Forbes, Charles..... 1945
 Ford, Gillett..... 1979, 1980, 1981, 1982
 Ford, Isaiah..... 2014, 2015, 2016
 Forrest, Chris..... 1985
 Forrest, Jamie..... 1997
 Foster, Moses..... 1974, 1975, 1976
 Foussekis, George..... 1965, 1966, 1967
 Fox, Bill..... 1977
 Fox, Rich..... 1986, 1987, 1988, 1989
 Francisco, Tommy..... 1964, 1965, 1966
 Frank, Ron..... 1962, 1963
 Franklin, Milton..... 1982, 1984
 Frazee, Barry..... 1956, 1957
 Frederick, Eustace..... 1950, 1951
 Freeman, Antonio..... 1991, 1992, 1993, 1994
 Freund, Scott..... 1991
 Friday, Steven..... 2008, 2009, 2010
 Frontain, Ken..... 1982, 1983
 Frulla, Bob..... 1984, 1985, 1986
 Fry, Hannon..... 1980, 1981
 Fry, Keener..... 1980

G

Frye, Brandon..... 2005, 2006
 Frye, Desmond..... 2012, 2013, 2015
 Fuerst, Gary..... 1977
 Fuller, Austin..... 2009, 2010
 Fuller, Corey..... 2012
 Fuller, Kendall..... 2013, 2014, 2015
 Fuller, Kyle..... 2010, 2011, 2012, 2013
 Fuller, Nelson..... 1941, 1942, 1946
 Fuller, Vincent..... 2001, 2002, 2003, 2004
 Furrer, Will..... 1988, 1989, 1990, 1991

Gadell, Greg..... 2013, 2014
 Gaines, Jerry..... 1971
 Gaines, Houshun..... 2016
 Galante, Johnathan..... 2015, 2016
 Gallagher, Jack..... 1941, 1942, 1946
 Gallo, Eric..... 2014, 2015, 2016
 Galloway, Steve..... 1972, 1973, 1975
 Gambone, John..... 1978, 1979, 1980
 Garber, Barry..... 1972, 1973, 1974
 Garcia, Sal..... 1964, 1965, 1966
 Gardner, Laird..... 2015
 Garland, Roger..... 1990, 1991
 Gates, Chester..... 1951
 Gaugler, Jim..... 1936, 1938
 Gayle, James..... 2010, 2011, 2012, 2013
 Gentry, Bo..... 2011
 George, George..... 2011, 2012
 German, Bob..... 1969, 1970, 1971
 Giacolone, Mike..... 1979, 1980, 1981, 1982
 Gibson, Jacob..... 2001, 2002, 2003
 Gibson, Keith..... 1973, 1974, 1975, 1976
 Gibson, Laurence..... 2012, 2013, 2014
 Gibson, Lyndell..... 2009, 2010
 Gilchrist, Jeremy..... 2005
 Gildersleeve, Marcus..... 1996, 1997, 1998
 Gillespie, Dave..... 1961, 1962
 Gilley, Richard..... 1948, 1949, 1950
 Glathorn, Bruce..... 1969, 1970, 1971
 Glennon, Sean..... 2004, 2006, 2007, 2008
 Gliick, Chris..... 1994
 Goff, Lance..... 2004
 Good, Rodney..... 1986, 1987
 Goode, Dick..... 1961
 Goodman, Richard..... 1948, 1949
 Goodwin, John..... 1976
 Gordon, Corey..... 2004, 2005, 2006, 2007
 Gordon, Leon..... 1981, 1982, 1983, 1984
 Gore, Brandon..... 2003, 2004, 2005, 2006
 Gorham, Billy..... 2006, 2007
 Gosney, H.W..... 1938, 1939
 Gouveia-Winslow, Jeron... 2010, 2011, 2012
 Gowin, Will..... 1987, 1988
 Graham, Richard..... 2007, 2008, 2009
 Graham, Shayne..... 1996, 1997, 1998, 1999
 Granby, John..... 1987, 1988, 1989, 1991
 Grantham, Todd..... 1985, 1986, 1987, 1988
 Grantz, Shon..... 1989
 Graves, John..... 2007, 2008, 2009, 2010
 Graves, Preston..... 1939, 1940
 Gray, Keith..... 1994
 Gray, Torrian..... 1993, 1994, 1995, 1996
 Grayson, Shawn..... 1990, 1992
 Green, Dave..... 1961, 1962, 1963
 Green, Eric..... 2000, 2001, 2003, 2004
 Green, Jerry..... 1967, 1968, 1969
 Green, Larry..... 1993, 1994, 1995, 1997
 Green, Newt..... 1961, 1962, 1963
 Greene, Der'Woun... 2013, 2014, 2015, 2016
 Greenwood, Todd... 1982, 1983, 1984, 1985
 Gregory, Bob..... 1962
 Gregory, Tony..... 2010, 2011, 2012, 2013
 Gresh, Trey..... 2011, 2012, 2013
 Griffin, James..... 2003, 2004
 Griffith, Bob..... 1965, 1966, 1967
 Grimm, Chad..... 2006
 Grimm, Cody..... 2006, 2007, 2008, 2009
 Grinus, Bill..... 1932

Grizzard, Harold1951, 1952, 1953
 Groom, Tommy1964, 1965, 1966
 Grove, Jake2000, 2002, 2003
 Grube, Chad1989, 1990
 Gwaltney, Dwayne1984, 1985, 1986

H

Hackbirth, David1989, 1990
 Hagood, Jay1993, 1994, 1995, 1996
 Hair, Tally1994
 Hairston, Kerwin1996, 1997
 Hale, Steve1985, 1986, 1987, 1988
 Hall, Bus1932
 Hall, DeAngelo2001, 2002, 2003
 Hall, George1968, 1969, 1970
 Hall, John1954, 1955, 1956
 Hall, Ricky1998, 1999
 Hall, Ricky1979
 Hall, Tom1986, 1987, 1988
 Hall, Vince2004, 2005, 2006, 2007
 Halstead, David1972, 1973
 Hamilton, J.L.1945
 Hamilton, Justin2002, 2003, 2004, 2005
 Hamlette, Isaiah2011
 Hamlin, Jared1992, 1993, 1994
 Handy, Ken1996, 1997, 1998
 Hanly, Les1963, 1964, 1965
 Hansen, Wade2014, 2015
 Hansrote, Larry1949, 1950
 Hardee, Billy (III)2000, 2001, 2002
 Hardee, Billy (Jr.)1973, 1974, 1975
 Haren, Jim1952, 1953, 1954
 Hargrove, Frank1949, 1950
 Hargrove, James1989, 1990, 1991
 Harley, Kris2012
 Harman, Rick1974, 1975
 Harper, Justin2004, 2005, 2006, 2007
 Harris, Alan1982, 1984, 1985
 Harris, Bob1958, 1960
 Harris, Victor2005, 2006, 2007, 2008
 Harris, Walt1960
 Harrison, Angelo1995, 1996, 1997, 1998
 Hartman, Tom1982, 1983, 1984
 Hartzog, Jeff2000
 Harvey, Waddey1966, 1967, 1968
 Hash, Ryan2004, 2005, 2006
 Hawkes, Michael1996, 1997, 1998, 1999
 Hawkins, Cullen1996, 1997, 1999, 2000
 Hawkins, Ron1961
 Hawkins, Scott1969, 1971
 Hawkins, Tommy1962, 1963
 Hayes, Eric1984, 1985
 Haynes, Jeff1965, 1966, 1967
 Haynes, Jeremy2015
 Hazley, Chris2010
 Hazzard, Noland1982, 1983, 1984, 1985
 Heath, George1973, 1974, 1975, 1976
 Hebron, Vaughn1989, 1990, 1991, 1992
 Hedrick, Jim1954, 1956
 Hegamy, William1945, 1948
 Heizer, Jim1972, 1973
 Heizer, Mike1975, 1976, 1977
 Henderson, Bert1967, 1968, 1969
 Henderson, Chris1986, 1987, 1988
 Henderson, John1938, 1939, 1940, 1941
 Henley, Stacy1991, 1992, 1993, 1994
 Henry, Kent1971, 1972, 1973
 Henry, Mel1935, 1936, 1937
 Henry, Pat1958, 1959
 Herb, Charlie1950, 1952, 1953
 Herdman, Darwin1987, 1988, 1990, 1990
 Herndon, John1954, 1955, 1957
 Herndon, Larry1973
 Hess, Bob1945, 1946, 1947
 Hewitt, Wayne1964
 Hickam, Jim1962, 1963
 Hicks, Philip1999
 Hiler, Dick1950
 Hill, Brenden2004, 2005, 2006
 Hill, Cris2008, 2009, 2010, 2011
 Hill, Danny1976, 1977, 1978, 1979
 Hill, Mike1981, 1982
 Hill, Robert1980

Hill, Scott1986, 1987, 1988, 1989
 Hill, Trevon2016
 Hillman, J.B.1951
 Hines, Charlie1959, 1960, 1961
 Hite, Billy1979, 1980, 1981, 1982
 Hite, Gene1932
 Hite, Griffin2014
 Hobbs, Fran1950
 Hodges, Bucky2014, 2015, 2016
 Hodges, G.D.1942
 Hodges, Mike1990, 1991, 1992
 Hodgson, Andy1950
 Hoepner, Fuller2013
 Hoestine, G.V.1933
 Hoffmann, Joe1942, 1946
 Holbrook, Gerald1960, 1961
 Holbrook, Wynston1962
 Holland, Brandon2007
 Holland, Jeff1993, 1994, 1995
 Holloway, Stephan1989, 1990, 1991
 Holmes, Jermaine1992, 1994, 1995
 Holmes, Michael2012
 Holsclaw, Billy1956, 1957, 1958
 Holsclaw, Duncan1957, 1958, 1960
 Holsclaw, Duncan1932, 1933, 1934
 Holsinger, Ron1969, 1970, 1971
 Holt, Chris1990, 1991, 1992
 Holt, Cory2005, 2006, 2007, 2008
 Holway, Dickie1976, 1977, 1978
 Hopkins, Antoine2009, 2010, 2011, 2012
 Hopkins, Archie1988, 1989, 1990
 Hopkins, Derrick2010, 2011, 2012, 2013
 Hopkins, Oren1946, 1947, 1948, 1949
 Hopper, James2010, 2011
 Horosko, Pete1971, 1972, 1973
 Hosley, Jayron2009, 2010, 2011
 Hosp, Bob1969
 Houff, Tony1974, 1975, 1976
 House, Bill1969, 1970, 1971
 Houseright, Bill 1973, 1974, 1975, 1976, 1977
 Houseright, Bill (Jr.)1995
 Houseright, Jake1998, 1999, 2000, 2001
 Houseright, Jonas2006, 2007, 2008
 Howard, Harry1934
 Howell, Terrence1982, 1983, 1984, 1985
 Hromyak, Andy1971, 1972
 Hubbard, Tre2016
 Hudson, Rankin1938, 1939, 1940
 Hudson, Robby1992
 Huelskamp, Sean2014, 2015, 2016
 Huff, Dick1949
 Huffman, Richard1932, 1933, 1934
 Hughes, A.J.2012, 2013, 2014, 2015
 Hughes, Mike1977, 1978
 Hughes, Tom1951, 1952, 1953
 Humes, Cedric2002, 2003, 2004, 2005
 Hummel, Scott1990
 Humphries, Wayne1968, 1969
 Hunsucker, Jeff1971
 Hunt, Steven1996, 1997, 1998, 1999
 Hunter, Ben1959
 Hunter, Eddie1983, 1984, 1985, 1986
 Hurd, Caleb1996, 1997, 1998, 1999
 Hurd, Scott1975, 1976
 Hvozdic, Mike1962, 1963, 1964
 Hyman, Josh2004, 2005, 2006, 2007

I

Illardo, Leno1982
 Immel, Hank1968
 Imoh, Mike2003, 2004, 2005
 Inge, Jerry1973, 1974, 1975
 Ingles, Bud1935, 1936
 Irby, Korey1994, 1995, 1996, 1997
 Ittner, Jack1946, 1947, 1948, 1949
 Ivanac, John1969, 1970

J

Jackson, Pete1980, 1981
 Jackson, Robby1983, 1984, 1985
 Jackson, T.J.2000, 2001
 Jackson, Waverly1993, 1994, 1995, 1996
 Jacobsen, Steve1977, 1980, 1981

Jamerson, Bill1954, 1955
 Jamerson, Phil1980
 James, Bill1940, 1941, 1942
 Jamison, Randy1982, 1985, 1986
 Jarrett, Kyschoen2011, 2012, 2013, 2014
 Jefferson, Kenny2008, 2009
 Jeffries, Jon1987, 1988, 1991
 Jennings, Bryan1993, 1994, 1995, 1996
 Joe, Tony1996
 Johns, Eddie1969, 1970, 1971
 Johnson, Emmett1998, 1999, 2000, 2001
 Johnson, Erick1964, 1965, 1966
 Johnson, Jake2008, 2009
 Johnson, James1977, 1978
 Johnson, Loren1995, 1996, 1997, 1998
 Johnson, Mark1981, 1983, 1984, 1985
 Johnson, Mike1980, 1981, 1982, 1983
 Johnson, Richard2001, 2002, 2003, 2004
 Johnson, Robert1946
 Johnson, Stacy1985, 1986
 Johnson, Steve1984, 1985, 1986, 1987
 Johnson, Stud1941, 1942
 Johnson, Ted1942, 1946
 Johnson, Vincent1981, 1982, 1983, 1984
 Jones, Brad1989, 1990
 Jones, Calvert1992
 Jones, Dave1934, 1935, 1936
 Jones, Earnie1984, 1985, 1986, 1987
 Jones, Greg2014, 2015
 Jones, Grover1954, 1955, 1956
 Jones, Jerry1983
 Jones, Jock1987, 1988, 1989
 Jones, Joe1980, 1982, 1983, 1984
 Jones, Kevin2001, 2002, 2003
 Jones, Lynn1962, 1963, 1964
 Jones, Scott1990, 1991, 1992, 1993
 Jones, Victor1984, 1985, 1986, 1987
 Joseph, Bernard1983
 Journell, Cody2011, 2012
 Joyce, Eddie1973
 Judy, Ben1940, 1941, 1942

K

Kadela, Dave1998, 1999, 2000
 Kapp, Anthony1995
 Karlisen, Bob1970, 1971, 1972
 Kassem, Shakeep1950
 Kautz, J.R.1945
 Keatley, Chip1976, 1977, 1978
 Keeffe, Kevin1984, 1985, 1986, 1987
 Keeton, Bunky1950
 Keiffer, Ed1981, 1982, 1983
 Keihn, Melvin2014
 Keister, Ken2000, 2001, 2002
 Kelly, Dickie1963, 1964
 Kendrick, André1997, 1998, 1999, 2000
 Kenley, Mike1977, 1978
 Kennedy, Tony1989, 1990, 1991, 1992
 Kennedy, W.P.1935
 Kerfoot, Billy1952, 1953, 1954
 Kern, Dick1939, 1940, 1941
 Kernan, Charlie1948, 1949, 1950
 Keyes, Howard1972
 Keys, Dustin2008
 Keys, Greg1981, 1983, 1984
 Kezmarsky, Greg2005
 Kibble, Jimmy1996, 1997, 1998, 1999
 Kidd, Randolph1987
 Kilpatrick, Baird1988
 Kincaid, Al1967, 1968, 1969
 King, Billy1975, 1976
 King, Brad1988
 King, Chad1991, 1992
 King, E.S.1937, 1938
 King, Eric1978, 1979, 1980
 King, Jeff2002, 2003, 2004, 2005
 King, Julian1951, 1952, 1953
 King, Scott2006, 2007
 Kinzer, Chris1985, 1986, 1987, 1988
 Kinzer, John2004, 2005
 Kitts, Jimmy (Jr.)1947, 1949
 Knight, DeWayne1990, 1991, 1992, 1993
 Knowles, Demitri2012, 2013, 2014, 2015



Kyschoen Jarrett


Knupp, Kent1976, 1977, 1978
 Kocicka, Mike1997
 Koel, Treg1992, 1993
 Kosco, Joe1950
 Kovac, Mike1978, 1979, 1980
 Kraynak, Ed1950
 Krebs, Chris1998, 1999, 2000, 2001
 Kreiter, Vic1962, 1963, 1964
 Kristensen, Eric2013
 Kritsky, Thor1980, 1981, 1982
 Kroehling, J.H.1946, 1947
 Kuhn, Richard1949, 1950
 Kujawa, Anthony1941
 Kumah, Eric2016
 Kushner, Larry1968, 1969, 1970
 Kwiatkowski, Frank1950, 1951, 1952

L

Lagana, Lou1970
 Lallie, Jason2001, 2002, 2003, 2004
 Lambert, Ken1974
 Lambo, Anthony1997, 1998, 1999, 2000
 Lamie, David1975, 1976, 1977, 1978
 Landrum, Ken1991, 1992, 1993, 1994
 Lanier, Andrew2009, 2010, 2011
 Larsen, Atle1994, 1995
 LaRue, Don1977, 1978, 1979
 Lassiter, Greg1989, 1990, 1991, 1992
 Lathan, Kevin1985, 1986
 Latimer, Wayne1973, 1974, 1975
 Latina, John1976, 1977, 1978
 Laury, Dennis1979, 1980, 1981
 Law, Rick1974
 Lawler, Tim1948, 1949, 1950
 Lawlor, Bob1972
 Lawrence, Cyrus1979, 1980, 1981, 1982
 Lawrence, Paul1973
 Lawson, Bob1939, 1940, 1941
 Lawson, Chip1973
 Lawson, Frank1942
 Lawson, Leland1957
 Layne, Aaron1996
 Leal, Mark2011, 2012, 2013
 Ledbetter, Joe1985, 1987
 Lee, Ashley1980, 1983, 1984
 Leeson, Billy1982, 1983, 1984
 Leeson, Nick2003, 2005, 2006
 Lehr, Matt1998, 1999, 2000
 Leland, Harry1963
 Lemmert, Bruce1972, 1973
 Leonard, Carl1946, 1947, 1948
 Lewis, Ed1977, 1978
 Lewis, Jonathan2002, 2003, 2004, 2005
 Lewis, Kenny (Jr.)2006, 2007, 2008
 Lewis, Kenny (Sr.)1977, 1978, 1979
 Lewis, Kevin2000, 2002, 2003, 2004
 Lewis, Lawrence1992, 1993, 1994, 1995
 Lindon, Ronnie1966
 Lindsey, K.T.1933
 Linson, Billy1972
 Little, Allen1982, 1983, 1984
 Lloyd, Stevie Ray2004

STAFF
 HOKIES
 REVIEW
 HISTORY
 PROS
 BEAMER
 MEDIA

VARSITY LETTERMAN



Ken Oxendine

Locke, Jim 1954, 1955
 Longerbeam, Dickie..... 1965, 1967, 1968
 LoPresti, Mike 1988
 Loria, Frank 1965, 1966, 1967
 Lowe, Zac 2006
 Lowery, Curt..... 1973, 1974, 1975, 1976
 Lucas, Sean..... 1986, 1988, 1989
 Luckett, Zach 2007, 2009, 2010
 Luczak, Ki 1949, 1950, 1951
 Ludd, Danny 1973
 Ludlow, John..... 1979, 1980, 1981, 1982
 Ludwig, Mitchell 2013, 2014, 2016
 Lugar, Jimmy 1956, 1957
 Luongo, Len..... 1967, 1968
 Luraschi, Ron.. 1977, 1978, 1979, 1980, 1981
 Luttrell, Bob 1951, 1952, 1953, 1954
 Lydon, Carson..... 2015

M

Maccaroni, Warren 1960, 1961
 Maddy, Luther 2011, 2012, 2013, 2015
 Maguigan, Steve 1970, 1971, 1972
 Majcher, Stanley..... 1945
 Maksanty, Dick 1971
 Malleck, Ryan 2011, 2012, 2014, 2015
 Malone, Chris..... 1992, 1993, 1994, 1995
 Malone, Michael 2003, 2004
 Mangum, Bob 1957
 Mangus, Chris..... 2013
 Mann, Tim 1984
 Manning, Brandon... 2001, 2002, 2003, 2004
 Manning, Donaldven 2012
 Marchant, Joe..... 1998, 2000
 Markogiannakis, Alex..... 2002
 Marshall, Corey 2011, 2012, 2014, 2015
 Marshman, Nick..... 2005, 2006, 2007, 2008
 Marsingill, Luke 1974
 Martin, Bobby..... 1986, 1987, 1988, 1989
 Martin, Cam 2006, 2007, 2008, 2009
 Martin, Charlie..... 1972, 1973, 1974
 Martin, Eric 2010, 2011, 2012
 Martin, Jimmy..... 2002, 2003, 2004, 2005
 Martin, Kevin..... 1992, 1993, 1994
 Martin, Orion 2005, 2006, 2007, 2008
 Marvel, David..... 1980, 1981, 1982, 1983
 Marvin, Tommy 1962, 1963
 Maskas, John 1941, 1942, 1946
 Massie, Ray 1960, 1961
 Mast, Howard..... 1937
 Matheny, Chris..... 1987, 1989
 Matjevich, Rich..... 1969, 1970, 1971
 Maxwell, John 1967, 1968
 Mays, Eugene 1992
 Mazzetta, Jared 2001, 2002, 2003, 2004
 McCadam, Kevin 2000, 2001
 McCall, Brian 1986, 1987, 1988, 1989
 McCann, Randy..... 1971, 1972, 1973
 McCarter, Keith 1973, 1974, 1975, 1976
 McClagherty, C.A. 1941, 1942
 McClung, Marcus..... 1990, 1991, 1992, 1993

McClure, Roger 1940, 1941, 1942
 McCoy, Bob 1956
 McCoy, Lynn 1973, 1974
 McCraw, Cordell..... 1947
 McCray, Zack 2011, 2012, 2013
 McDaniel, Bruce..... 1973, 1974, 1975
 McDonald, Carl 1977, 1978, 1979, 1980
 McDougald, Doug... 1976, 1977, 1978, 1979
 McGinley, Ray 1973
 McGinnis, Bill..... 1960
 McGlothlin, Dave..... 1976
 McGrath, Danny 2005, 2006
 McGreevy, Dylan 2008
 McGuigan, Ron 1964, 1965, 1966
 McIntire, J.A. 1932, 1933
 McKee, Tony 1979, 1980, 1981, 1982
 McKenzie, Shai 2014
 McKinnon, Dahman 2013, 2014
 McLaughlin, Jonathan. 2013, 2014, 2015, 2016
 McMahon, Damien... 1991, 1992, 1993, 1994
 McMillian, Travon..... 2015, 2016
 McMillin, Bart 2007
 Mead, Matt 1977, 1978, 1979
 Meade, Todd 1989, 1990, 1991
 Meehan, Kevin..... 1969, 1970, 1971
 Mehr, Tom 1981, 1983, 1984, 1985
 Mengulas, Gus 1942, 1946, 1947
 Meriwether, Otey (Jr.)..... 1947, 1948, 1949
 Messamore, Claude 1965
 Methfessel, Bucky... 1977, 1978, 1979, 1980
 Meyer, Charley..... 2013, 2014, 2015
 Meyer, Dave..... 1998, 1999, 2000
 Mickel, Marcus..... 1988, 1989, 1990, 1991
 Midget, Anthony 1996, 1997, 1998, 1999
 Mihalas, Nick 1956, 1957, 1958
 Mihota, Vinny 2015, 2016
 Mikulski, Tim 1968, 1969, 1970
 Mikus, Tom 1973
 Miles, Shaine..... 1993, 1994, 1995, 1996
 Miley, Rick 1979, 1980, 1981, 1982
 Miller, Al 1937, 1938
 Miller, Andrew 2010, 2011, 2012, 2013
 Miller, Andy 1991, 1992, 1993, 1994
 Miller, Barry..... 1974, 1975, 1976, 1977
 Miller, James..... 2001, 2002, 2003, 2004
 Miller, Milt..... 1966, 1967
 Mills, Ray 1932, 1933
 Minichan, John 1960
 Minor, Roland..... 2004, 2005, 2006
 Mitchem, Steve..... 1985, 1986, 1987, 1988
 Mitchech, Gary..... 1952
 Mollerup, Jon 2001, 2002
 Mollo, Richard..... 1964, 1966, 1967
 Monroe, Derrius..... 1998, 1999, 2001
 Montgomery, Isaac 2003
 Montgomery, Will 2003, 2004, 2005
 Moody, John 1952, 1953, 1956, 1957
 Moon, Russ 1956, 1957
 Moon, Wayne..... 1975
 Mooney, Dan 1965, 1966, 1967
 Moore, Corey 1997, 1998, 1999
 Morgan, Charlie..... 1932, 1933
 Morgan, Davon 2007, 2008, 2009, 2010
 Morgan, Josh 2004, 2005, 2006, 2007
 Morgan, Tim 1989
 Moronta, Horacio 1985, 1986, 1988
 Morrell, Matt 1993, 1994
 Morrison, Tony 1994, 1995, 1996
 Moss, Andrew 1990
 Moss, Bill..... 1992
 Moss, Jamieon 2014, 2015
 Moss, Joe 1958, 1959, 1961
 Motley, Brenden 2014, 2015, 2016
 Motuapuaka, Andrew 2014, 2015, 2016
 Moyer, Keith..... 1994
 Mullinax, Greg..... 1973, 1974, 1975
 Mullins, Bubba..... 1980, 1981
 Muncey, Mark 2008, 2009
 Murphy, Jason 2002, 2004, 2005
 Murphy, John 1932, 1933

Murray, R.P..... 1935, 1936, 1937
 Mutter, Wayne 1978, 1979, 1980, 1981
 Myer, Justin..... 2008, 2009, 2010, 2011
 Myers, Billy..... 1984, 1985, 1986, 1987
 Myers, Greg..... 1998, 1999

N

Nash, Joe 1992
 Neal, Jay 1974, 1975
 Neal, Lewis 1976, 1977
 Neel, Eddie 1985, 1986, 1987
 Neel, Roger 1948, 1949, 1950
 Negri, Red..... 1932, 1933
 Nelson, Anthony 2001
 Nelson, Clarence 1982, 1983, 1984
 Nelson, Jomo 1995, 1996
 Nelson, Paul..... 1983, 1984, 1985, 1986
 Neve, Kyle..... 1982
 Newsome, Deon 2014
 Newsome, Myron 1995, 1996
 Nicolas, Dadi 2012, 2013, 2014, 2015
 Nihipali, Daniel..... 1999
 Nijman, Yosuah 2015, 2016
 Noel, Grant 2001, 2002
 Norment, James 1942
 Nosal, Greg 2009, 2010, 2011
 Novell, Charles 1977, 1978
 Nutter, Buzz..... 1950, 1951, 1952
 Nuttycombe, Chuck 1975, 1976

O

O'Brien, Tommy 1958
 O'Neale, M.L. 1936
 Oakes, Don 1958, 1959, 1960
 Ochs, Norman 1933, 1934
 Odom, Quillie 2008
 Oglesby, Josh..... 2008, 2009, 2010, 2011
 Oliver, Frank 1938
 Olson, Hilmer 1956
 Onderko, Joe 1951
 Onhaizer, Jerry 1977
 Ore, Brandon 2005, 2006, 2007
 Orr, Ross..... 1945, 1946, 1947, 1948
 Osborne, Danny 1993, 1994
 Osterloh, Parker 2015, 2016
 Otey, Eddie..... 1980, 1981
 Ottaway, Jim 1934
 Owens, Bobby..... 1964, 1965
 Owens, Luke 1999, 2000, 2001, 2002
 Oxendine, Ken 1994, 1995, 1996, 1997

P

Pace, Brandon..... 2003, 2004, 2005, 2006
 Pack, Anthony 1988, 1989, 1990, 1991
 Page, Darrell..... 1962, 1963, 1964
 Page, Taron 1988
 Paige, Tony 1980, 1981, 1982, 1983
 Paine, Jim 1959, 1960
 Painter, Vinston..... 2011, 2012
 Palmer, Benny 1932
 Pannell, Jerome..... 1977, 1978, 1979, 1980
 Parham, Terrell 1999, 2001, 2002
 Parker, Carlis 2013
 Parker, D.J. 2004, 2005, 2006, 2007
 Parker, Marcus..... 1994, 1995, 1996, 1997
 Parker, Nate 1978, 1979
 Parker, Prince..... 2010
 Parker, Robert..... 2004, 2005
 Parks, Tom 1968, 1969
 Pasi, Steve 1973
 Patten, Jake 2006
 Patterson, Danny 1973
 Patterson, James..... 1982, 1983
 Patterson, Stuart 1974, 1975, 1976
 Pavlik, Skip 1988, 1989
 Payne, Greg 1974, 1976
 Peak, Bob 1961, 1962
 Pearce, Horace (Jr.)..... 1942, 1946, 1947
 Peaslee, Robert..... 2000, 2001, 2002, 2003
 Peduzzi, Chris 1992, 1993, 1994

Peery, Larry 1987, 1988
 Pegues, Lamont..... 1997, 1998
 Pendleton, Rusty..... 1989, 1990, 1991, 1992
 Penn, Jesse 1982, 1983, 1984
 Peoples, Steven 2015, 2016
 Perdue, Chuck..... 1972, 1973, 1974, 1975
 Perez, Devin 2007, 2008
 Perez-Means, Duan 2011, 2012
 Perry, Buddy..... 1959, 1960, 1961
 Perry, Joe 1986
 Petrovich, Jim 1992, 1993
 Pettit, Colt..... 2016
 Petty, Doug 1951
 Petty, Tom 1951, 1952, 1953, 1954
 Pfaff, Braxton 2016
 Philbrick, Steve..... 1973, 1974, 1975
 Phillips, Cam 2014, 2015, 2016
 Phillips, Joey..... 2010, 2011, 2012
 Phillips, Pedro 1979, 1980, 1981, 1982
 Philpot, Larry 1962, 1963
 Pickle, Dustin 2006, 2007, 2008
 Pierce, Frank 1936, 1937, 1938
 Pigninelli, Jim 1968, 1969, 1970
 Piland, O.G. 1934, 1935, 1936
 Piland, Rick..... 1966, 1967, 1968
 Pile, Willie 2000, 2001, 2002
 Piniella, Derek 1998, 1999
 Pitts, Dave..... 1938, 1939
 Plank, Stuart..... 1983, 1985
 Poindexter, Mark..... 1990, 1991, 1992
 Polascik, John..... 1983
 Polito, Jim 1970, 1971, 1972
 Popp, Rick 1973
 Porch, Dorian 2006, 2007, 2008, 2009
 Porterfield, Bill..... 1932, 1933
 Powell, Carlton 2004, 2005, 2006, 2007
 Powers, Sonny..... 1938
 Prater, Jack 1951, 1954, 1955
 Preas, George 1951, 1952, 1953, 1954
 Preston, Jerome..... 1989, 1990, 1991, 1992
 Preston, P.J. 1990, 1991, 1992
 Price, Cory 2006
 Price, J.C. 1992, 1993, 1994, 1995
 Price, Warren 1960, 1961
 Prince, Courtney 2011
 Prieleau, Pierson 1995, 1996, 1997, 1998
 Proviitt, Deon..... 2000, 2001
 Pruett, Art..... 1959, 1960, 1961
 Pryor, John 1983
 Pugh, Alger..... 1957, 1958, 1959
 Pugh, David 1998, 1999, 2000, 2001
 Purdham, Rob 1979, 1980, 1981
 Pyne, Jim 1990, 1991, 1992, 1993

Q

Quillen, Jovonn 2016
 Quinn, Jimmy 1969, 1970, 1971

R

Raible, John 1964, 1965, 1966
 Rand, Erving..... 1947
 Randall, Bryan..... 2001, 2002, 2003, 2004
 Randall, Jim 1952, 1953, 1957
 Ransome, Frank..... 1946
 Rapone, Nick 1974, 1977, 1978
 Rash, Wayne 1965
 Ratcliffe, Barney 1972
 Ratliff, Jay 1945, 1948, 1949, 1950
 Raugh, Ronnie 1950
 Razzano, Rick..... 1974, 1975, 1976, 1977
 Reaves, Brian 1990, 1991, 1992
 Reavis, C.J. 2014
 Reba, Jim 1966
 Redding, Josh 1997, 1998, 1999, 2000
 Redman, Darius 2013
 Reed, Channing 2000, 2001
 Reel, Donnie..... 1971, 1972
 Reeves, Christian 2012
 Rehme, John..... 1989, 1990, 1991
 Reid, Mike 2007

Reidy, Matt.....	2007, 2008, 2009
Remley, Brian.....	1997
Render, Sergio.....	2006, 2007, 2008, 2009
Renner, Bill.....	1979, 1980, 1981, 1982
Reynolds, L.S.....	1934, 1935
Reynolds, Mook.....	2015, 2016
Reynolds, Tom.....	1971, 1972, 1973
Rhodes, Leon.....	1981, 1982, 1983
Rice, Scott.....	1986, 1987, 1988, 1990
Richards, Jimmy.....	1965, 1966, 1967
Richards, Tom.....	1952, 1954, 1955
Richardson, Myron...	1986, 1987, 1988, 1989
Rider, Scott.....	1983, 1984, 1985
Riley, Donovan.....	2012, 2013, 2014, 2015
Ringer, Dick.....	1958
Ripley, Paul.....	1967, 1968
Ritz, John.....	1981, 1982, 1983
Rivers, Barquell.....	2008, 2009, 2011
Rivers, John.....	1990, 1991, 1992
Roane, Morgan.....	1983, 1984, 1985, 1986
Roberts, Dyrell.....	2008, 2009, 2010, 2012
Roberts, George.....	1976, 1977
Roberts, Jeff.....	1986, 1987, 1988
Roberts, Steve.....	1993
Robertson, Kory.....	2005, 2006, 2007
Robinette, Roy.....	1950
Robinson, James.....	1980, 1981, 1982, 1983
Robinson, Vegas.....	2001, 2002, 2003
Robison, Arthur.....	1935, 1936, 1937
Robison, Carl.....	1933
Rodgers, Burt Mack.....	1962, 1963
Rogers, Mickey.....	1977, 1978, 1979
Rogers, Phil.....	1973, 1974, 1975
Rogers, Sam.....	2013, 2014, 2015, 2016
Romagnoli, Mike.....	1977, 1978
Romero, Tony.....	1986, 1987
Rosenbaum, Dick.....	1950
Roth, Matt.....	2012
Rouse, Aaron.....	2003, 2004, 2005, 2006
Roy, Mike.....	1976
Royal, Eddie.....	2004, 2005, 2006, 2007
Rucker, John.....	1941, 1942
Rudzinski, Don.....	1974
Ruff, Bob.....	2003, 2004
Ruffing, Sean.....	1997
Runyan, Bruce.....	1969, 1970, 1971
Russell, Damien.....	1988, 1989, 1990, 1991
Russell, J.D.....	1934, 1935
Russo, Vince.....	1969, 1970, 1971

S

Samuel, Reggie.....	1998
Sanchez, Eros.....	1989
Sanders, Steve.....	1991, 1992, 1993
Sandidge, Tim.....	2002, 2003, 2004, 2005
Sansone, Joe.....	1977, 1978
Satterwhite, Jim.....	1999
Saunders, Brian.....	2010
Saunders, Mike.....	1964, 1965
Savage, Ellis.....	1976, 1977, 1978
Scaggs, Steve.....	1980, 1981, 1982
Scales, Martin.....	2010, 2011, 2012
Scales, Ricky.....	1972, 1973, 1974
Scales, Shawn.....	1994, 1995, 1996, 1997
Scharnus, Jerry.....	1971, 1972, 1973
Scharnus, Mike.....	1978, 1979, 1980, 1981
Schmidt, Ben.....	1956, 1957
Schmidt, Larry.....	1975, 1976
Schmitt, Nic.....	2005, 2006
Schnecker, Tim.....	1998, 1999
Schneider, John.....	1970, 1971, 1972
Schnurr, Rodney.....	1972, 1973
Schoenadel, Chuck.....	1972
Schrews, Bill.....	1974
Schwabe, Gil.....	1969, 1970
Schweickert, Bob.....	1962, 1963, 1964
Scott, Dennis.....	1976, 1977, 1978
Scott, John.....	1979, 1980, 1981, 1982
Scott, Mark.....	1990
Scott, Steve.....	1975, 1976, 1977
Scruggs, Bobby.....	1952, 1953, 1954, 1955
Seal, Bobby.....	1952
Seaman, Al.....	1932
Sebeck, Ron.....	1970

Sedwick, Rod.....	1971, 1972, 1973
Segaar, Chris.....	1996
Selmon, Tim.....	2001
Semones, Brandon....	1993, 1994, 1995, 1996
Semones, Dennis.....	1966
Settle, Tim.....	2016
Shaffer, Sam.....	1957, 1958, 1959
Sharpe, J.....	1941
Shaw, Mike.....	1980, 1981, 1982, 1983
Shawhan, D.G.....	1939
Sheehan, Jerry.....	1976, 1977, 1978
Sheehy, John.....	1964, 1965
Shegog, Anthony.....	2014, 2015, 2016
Shields, Jon.....	1993, 1994
Shiple, John.....	1964, 1965
Shirley, Tom.....	1972, 1973
Shockey, Carol.....	1935, 1936, 1937
Shockey, Greg.....	1999
Short, Keith.....	1997, 1998, 1999
Shorter, Chuck.....	1972
Shreve, Chris.....	2002, 2003
Shuman, Mark.....	2013
Shuman, Ryan.....	2006, 2007, 2008
Simcsak, Jack.....	1968, 1969, 1970
Simmons, Roger.....	1953, 1954, 1955
Simpson, Donnie.....	1980, 1981
Singleton, Rick.....	1985, 1986
Singleton, Ron.....	1985, 1986
Sink, Donald.....	1954
Sizemore, Aster.....	1960, 1961, 1962
Skinner, Bill.....	1968
Slaughter, Bobby.....	1967, 1968, 1969
Slowikowski, Bob...	1998, 1999, 2000, 2001
Slye, Joey.....	2014, 2015, 2016
Smigelsky, Dave.....	1978, 1979, 1980
Smiling, E.L.....	2013
Smith, Alonzo.....	1982, 1983
Smith, Alston.....	2013, 2015
Smith, Andre.....	2007, 2008, 2009, 2010
Smith, Bobby.....	1941, 1946, 1947
Smith, Bruce.....	1981, 1982, 1983, 1984
Smith, Derek.....	1996, 1997, 1998
Smith, Eric.....	1992
Smith, G.L.....	1947
Smith, Gary.....	1975, 1976, 1977, 1978
Smith, Gary.....	1978, 1979, 1980, 1981
Smith, George.....	1932, 1933, 1934
Smith, Henry.....	1978
Smith, J.F.....	1940
Smith, J.O.....	1940
Smith, Jamel.....	1996, 1997, 1998, 1999
Smith, Jim.....	1980, 1981, 1982
Smith, Jimmy.....	1982
Smith, Lamar.....	1987, 1988, 1989, 1990
Smith, Larry.....	1969, 1970, 1971
Smith, Lenny.....	1968, 1969, 1970
Smith, Mike.....	1992, 1993
Smith, Okesa.....	1993, 1995
Smith, Pete.....	1947
Smith, Ryan.....	1997, 1998
Smith, Terry.....	1990
Smith, Tory.....	1977, 1978
Smith, Tyrell.....	2016
Smoot, Terry.....	1967, 1968, 1969
Snead, Dickie.....	1957, 1958, 1959
Snell, Donald Wayne....	1984, 1985, 1986
Snell, Eddie.....	1976, 1977
Snell, Sidney.....	1977, 1978, 1979, 1980
Sodaro, George.....	1934, 1935, 1936
Soncini, Dale.....	1972
Sorensen, Nick.....	1997, 1998, 1999, 2000
Spain, Dennis.....	1990, 1991
Speck, Charlie.....	1959, 1960, 1961
Spence, Josh.....	2002
Spinner, Baron.....	1994
Sprenkle, John.....	1970, 1971, 1972
Sprouse, Donnie.....	1971, 1972
Spruill, Hank.....	1934
Squires, Warren.....	1949
St. Germain, Joe.....	2012, 2013
Stafford, Tommy.....	1964, 1965, 1966
Staley, E.G.....	1945
Stanford, Joshua.....	2013, 2014
Stanton, Rob.....	2010


Stark, William.....	1950
Steadley, Chris.....	1997
Steadman, Mark.....	1976, 1977
Stephens, Chuck.....	1958, 1959
Stevens, Pete.....	1951
Stevens, Tewon.....	1992, 1994
Stewart, Ramon.....	1983, 1984
Stewart, Terry.....	1971, 1972
Still, Bryan.....	1992, 1993, 1994, 1995
Stinnette, Wayne.....	1970, 1971
Stith, Shyrone.....	1996, 1999
Stokes, Don.....	1986, 1987, 1988, 1989
Stollings, Mike.....	1975, 1976
Stonesifer, Wayne.....	1967, 1969
Stortz, Bobby.....	1950
Strager, Duke.....	1968, 1969, 1970
Streiff, F.A.....	1939
Striffler, Pete.....	1973
Strock, Dave.....	1970, 1971, 1972
Strock, Don.....	1970, 1971, 1972
Strock, Terry.....	1959, 1960, 1961
Stroman, Greg.....	2014, 2015, 2016
Stuart, Lewis.....	1977, 1978, 1979, 1980
Stuewe, Michael.....	1995, 1996, 1997
Stultz, C.W.....	1949
Stump, Bob.....	1933
Stup, Steve.....	1984
Sturdivant, Michael.....	1990, 1991
Sturdivant, Purnell..	2005, 2006, 2007, 2008
Suggs, Lee.....	1999, 2000, 2002
Sullivan, Sean.....	1997
Summers, Phillip....	1997, 1998, 1999, 2000
Sustek, Mike.....	1983, 1984
Swarm, Billy.....	1991, 1992
Swarm, Joe.....	1992, 1993
Swink, Hunter.....	1952, 1953
Swords, Tommy.....	1968
Sykes, Jacob.....	2008, 2010

T

Talbot, Allen.....	1982, 1983, 1984, 1985
Taliaferro, Curtis.....	1985, 1986
Tan, Edmund.....	1996
Tapp, Darryl.....	2002, 2003, 2004, 2005
Taricani, Tom.....	1984, 1985
Tate, Ben.....	1941
Tate, Bill.....	1939, 1940, 1941
Tate, Steve.....	1995, 1996, 1997
Taylor, Alfred.....	1942
Taylor, Ben.....	1998, 1999, 2000, 2001
Taylor, Bob.....	1946, 1947, 1948
Taylor, Bruce.....	2010, 2011, 2012
Taylor, Colton.....	2015, 2016
Taylor, Demetrius.....	2007, 2008, 2009
Taylor, Dirk.....	2001
Taylor, Frank.....	1948, 1949
Taylor, G.E.....	1940
Taylor, Tyrod.....	2007, 2008, 2009, 2010
Teller, Wyatt.....	2014, 2015, 2016
Tennessee, Andre.....	1972, 1973, 1974
Tennis, C.....	1970, 1971
Testerman, Don.....	1972
Thacker, Don.....	1965, 1966, 1967
Thacker, Doug.....	1973, 1974, 1975
Thibodeau, Anthony.....	2000
Thomas, Allan.....	1982, 1984, 1985
Thomas, Bob.....	1981, 1982, 1983, 1984
Thomas, Dave.....	1932, 1933, 1934
Thomas, Dave.....	1946, 1947, 1948
Thomas, Dwayne....	1992, 1993, 1994, 1995
Thomas, Herb.....	1938, 1939, 1940
Thomas, Jeremiah..	1979, 1980, 1981, 1982
Thomas, John I.....	1995
Thomas, John M.....	1995
Thomas, Kent.....	1982, 1983, 1984, 1985
Thomas, Logan.....	2010, 2011, 2012, 2013
Thomas, Mickey.....	1989, 1990
Thomas, Mike.....	1973
Thompson, Cardarrow..	2006, 2007, 2008, 2009
Thompson, Jeff.....	2001
Throckmorton, Grant.....	2007
Tiberio, Perry.....	1968, 1969, 1970
Tilling, Billy.....	1955, 1957
Tilson, Sumner.....	1945

W

Wachter, Bob.....	1949, 1950
Wade, Cary.....	2002, 2004, 2005, 2006
Wade, Don.....	1981, 1982, 1983, 1984
Wade, Tim.....	1994, 1995, 1996
Waldron, Matt.....	2009
Waldron, Roe.....	1977, 1978, 1979, 1980
Walker, Leonard.....	1975, 1976, 1977, 1978
Walker, Ricky.....	2014, 2016
Walker, Tommy.....	1962, 1963



Don Strock

Toal, Greg.....	1974
Todd, Andy.....	1940
Tolley, Rick.....	1960
Tomblin, Leon.....	1959, 1960, 1961
Tommelleo, Andy.....	1979
Trask, Steve.....	1976, 1977
Traynham, Pete.....	1940
Treadwell, Randy.....	1968
Trice, Tom.....	1972
Trimble, Josh.....	2012, 2013, 2014
Trimble, W.H.....	1939
Trott, Jordan.....	2002, 2003, 2005
Tucker, Dwight.....	2010, 2011
Tucker, Joe.....	1967, 1968, 1969
Tuggle, John.....	1982, 1983
Turner, Joe.....	1984, 1985, 1986
Turner, Tom.....	1973, 1974
Tuttle, Matt.....	2009
Tweedy, Alonzo.....	2009, 2010, 2011, 2012
Tyler, Jack.....	2010, 2011, 2012, 2013


U

Udinski, Mark.....	1979, 1980, 1981, 1982
Uglov, Dave.....	1980
Unger, Phil.....	1954, 1955
Unterzuber, R.T.....	1940
Urquhart, Cornell.....	1982, 1983, 1984
Utin, Jon.....	1965, 1966, 1967
Utz, Kit.....	1971, 1972
Utz, Sonny.....	1962, 1963, 1964

V

Valentine, Craig.....	1971, 1972
Vali, Viktor.....	1988, 1989
Van Schoick, Craig..	1977, 1978, 1979, 1980
Vandyke, Ronny.....	2012, 2014, 2015
Varney, Rodney.....	1986, 1987
Vaughan, Rob.....	1987, 1988, 1989, 1990
Vaughn, Chad.....	1995
Vaught, Don.....	1958, 1959, 1960
Vecellio, Leo.....	1935, 1936, 1937
Verniel, Marc.....	1989, 1990, 1991, 1992
Vey, Randy.....	1973, 1974
Via, Michael.....	2009, 2011, 2012
Vick, Dwight.....	1996, 1997, 1998
Vick, Marcus.....	2003, 2005
Vick, Michael.....	1999, 2000
Vincent, A.F.....	1942
Virgil, Stephan.....	2006, 2007, 2008, 2009
Vishneski, Bernie.....	1958, 1959, 1960
Vorhies, Bob.....	1977

VARSITY LETTERMAN



Mike Widger

Wilkins, Willie 1993
 Wilkinson, Dan..... 2000, 2001
 Willenbrock, Jack..... 2013, 2015
 Williams, Brian..... 1989, 1991
 Williams, Chase 2011, 2012, 2013, 2014
 Williams, Curtis 2016
 Williams, Jack..... 1951, 1952, 1953
 Williams, Jimmy 2002, 2003, 2004, 2005
 Williams, Jimmy E..... 2002
 Williams, Lorenzo..... 2008
 Williams, Marshawn..... 2014, 2016
 Williams, Maurice... 1983, 1984, 1985, 1986
 Williams, Michael..... 1993, 1994
 Williams, Nathaniel... 1996, 1997, 1998, 1999
 Williams, Nigel..... 2013, 2014, 2015, 2016
 Williams, Orlando..... 1984
 Williams, Rafael..... 1992, 1995
 Williams, Rich..... 1987, 1988
 Williams, Ryan 2009, 2010
 Williams, Ryan J..... 1991, 1992, 1993, 1994
 Willis, Keith..... 2000, 2001, 2002, 2003
 Willson, Louis..... 1939
 Wilson, David..... 2009, 2010, 2011

Wilson, Elmer..... 1941, 1942, 1946
 Wilson, Jason..... 1988, 1989, 1990
 Wilson, Joe..... 2001
 Wilson, Tyrel..... 2010, 2011, 2012, 2013
 Wiltshire, Jack..... 1991, 1992
 Wimmer, David..... 1989, 1990, 1991, 1992
 Wincek, Matt..... 1998, 1999, 2000, 2001
 Windmuller, Denny..... 1977, 1978
 Winfree, Joe..... 1973
 Wingo, Sterling..... 1947, 1948, 1949, 1950
 Wirt, Steve..... 1977, 1978, 1979, 1980
 Witten, Shawn..... 1999, 2000, 2001, 2002
 Wolfe, Benny..... 1998, 1999, 2000
 Wolfe, Ernie..... 1953, 1954
 Wolfenden, Bobby..... 1954, 1955, 1956
 Wood, N.S..... 1938
 Woody, Sands..... 1964, 1965, 1966
 Woolwine, Jimmy..... 1940
 Wooten, Rodd..... 1989, 1990, 1991
 Worlds, Jason..... 2007, 2008, 2009
 Worthington, George..... 1936, 1937, 1938
 Wrenn, Pete..... 1966, 1967
 Wright, Howie..... 1952, 1953, 1954

Wright, Jerome 2013
 Wright, Trevor 1983, 1984
 Wynn, Browning..... 1998, 1999, 2000, 2001

Y

Yarborough, Frank..... 1949
 Yarborough, William.. 1992, 1993, 1994, 1995
 Yeager, George..... 1981, 1982, 1983
 Young, Cam..... 1988, 1989
 Young, Lawrence..... 1978, 1979, 1980
 Young, Trent..... 2015
 Younger, Kenny..... 2007, 2009, 2010

Z

Zban, Tom..... 1991
 Zekert, Gerry..... 1945, 1946, 1947
 Zender, Paul..... 1946
 Zeno, Mike..... 1958, 1959, 1960
 Zollicoffer, Ron..... 1977, 1978
 Zouzalik, Mike..... 1977, 1978, 1979
 Zwinak, B.J..... 1980, 1981, 1982, 1983
 Zydiak, Bill..... 1939, 1940, 1941

Wallace, Bill..... 1973, 1974
 Waller, Quinton..... 1995
 Walton, D.J..... 2002
 Walton, Harry 1946, 1947, 1948
 Wang, David..... 2011, 2012, 2013, 2014
 Wang, Ed..... 2006, 2007, 2008, 2009
 Ward, Ross..... 2014
 Ward, Wayne..... 1998, 1999, 2000, 2001
 Wardach, Jeff..... 2010
 Warley, Carter..... 2000, 2001, 2002, 2003
 Warner, P.A..... 1941, 1942
 Warren, Beau..... 2007, 2008, 2009, 2010
 Warren, Blake..... 2002, 2003, 2004, 2005
 Warren, Brett 2004, 2005, 2007, 2008
 Warriner, George..... 1938, 1939, 1940
 Washington, T.J..... 1994, 1995, 1996
 Washington, Todd..... 1995, 1996, 1997
 Watkins, Johnny..... 1958, 1960
 Watkins, Paul 1978, 1979
 Watson, Bob..... 1981, 1982, 1983
 Watson, Chuck..... 1985, 1986, 1987
 Watts, Glenn..... 1987, 1988, 1990
 Wauters, Scott..... 1982
 Weatherford, Carlton..... 2006, 2007
 Webb, Bobby..... 1946, 1948, 1949
 Webb, Mark..... 1983, 1984, 1985, 1986
 Webb, Tom..... 1976, 1977, 1978, 1979
 Webster, Frank..... 1956
 Weihe, Buddy..... 1961, 1962, 1963
 Weiss, Tyler..... 2011
 Welch, Brian..... 1998, 2000, 2001
 Wellman, B.J..... 1945
 Welsh, Don..... 1951, 1952, 1953
 Welsh, Matt 2007
 Wheatley, Todd..... 1995
 Wheel, Danny 1995, 1996, 1997
 Wheeler, E.H..... 1940, 1941
 Wheeler, Sam..... 2006, 2007, 2009
 Whipple, Cody..... 1996
 Whitaker, Ike..... 2006
 Whitaker, Ronyell... 1999, 2000, 2001, 2002
 White, Chad..... 1950, 1951, 1952
 White, Cornelius 1993, 1994, 1995, 1996
 White, Lawrence..... 1984, 1985, 1986
 White, Ranall..... 1992, 1993, 1994
 White, Richard..... 1977
 Whiteman, Donald..... 1949
 Whitesell, Jay..... 1957, 1958
 Whitley, Eddie..... 2008, 2009, 2010, 2011
 Whitley, Ken..... 1963, 1964, 1966
 Whitten, Jimmy 1987, 1988, 1989, 1990
 Whittier, Allen..... 1958, 1959, 1960
 Widger, Mike..... 1967, 1968, 1969
 Wilds, Garnell..... 2000, 2001, 2002, 2003
 Wiley, Al 1986, 1987
 Wiley, Carter..... 1984, 1985, 1986, 1987
 Wilford, Ernest..... 2000, 2001, 2002, 2003



KYLE FULLER

ALL-TIME FIRST-ROUND PICKS

Year	Player	Team	Overall
1960	WR Carroll Dale	Oakland (AFL)	--
1984	LB Mike Johnson	Cleveland (Supplemental)	--
1985	DE Bruce Smith	Buffalo	1
1992	T Eugene Chung	New England	13
1997	QB Jim Druckenmiller	San Francisco	26
2001	QB Michael Vick	Atlanta	1
2004	CB DeAngelo Hall	Atlanta	8
2004	RB Kevin Jones	Detroit	30
2008	T Duane Brown	Houston	26
2012	RB David Wilson	N.Y. Giants	32
2014	CB Kyle Fuller	Chicago	14

HOKIES ALL-AMERICANS

STAFF

HOKIES

REVIEW


HISTORY

PROS

BEAMER

MEDIA

VIRGINIA TECH'S UNANIMOUS ALL-AMERICA SELECTIONS



JIM PYNE
C • 1993

In 1993, Jim Pyne achieved something even Bruce Smith failed to do – earn unanimous All-America honors. Pyne helped pave the way for an offensive unit that set school season marks for total offense and scoring in 1993. The Hokies averaged 444.1 yards and 36.4 points per game and finished 14th nationally in total offense, 11th in scoring offense and 10th in rushing.

Pyne was named first-team All-America by the AP, UPI, Walter Camp, the Football Writers Association and the Football Coaches Association (Kodak). He was one of the 12 semifinalists for the Lombardi Award, which goes to the nation's top lineman.

In four seasons at Tech, Pyne played more than 2,700 snaps and allowed just one quarterback sack. He started 35 consecutive games and 41 of the 42 games in which he played.



COREY MOORE
DE • 1998, 1999 (Unanimous)

Following an outstanding senior season in 1999, Corey Moore was voted first-team on all six major All-America teams to become the Hokies' second unanimous All-American. He was selected first-team by the AP, the Football Writers Association, the Football Coaches Association, Walter Camp, The Sporting News and Football News.

Moore posted a BIG EAST record 17 sacks during the '99 season to go with 11 other TFLs and 60 total tackles.

He also earned All-America honors in 1998 when he led the BIG EAST with 13.5 sacks. He gained first-team All-America recognition from the Football Coaches Association. Moore was a second-team pick by the AP and The Sporting News and a third-team choice of Football News.




JAKE GROVE
C • 2002, 2003 (Unanimous)

Jake Grove became the third unanimous All-American in Tech football history when he was named to the first team of all five recognized All-America squads: the FWWA, the AFCA, The Sporting News, the Walter Camp Football Foundation and the AP. He was a fourth-team All-American in 2002 (Sporting News).

As a senior, he was named first-team All-BIG EAST and was presented the Rimington Trophy in Lincoln, Neb., honoring the nation's top collegiate center.

In 13 regular season games, Grove graded out at 91.8 percent on over 700 offensive plays and led the offensive line in knockdowns with 48.

He went on to be drafted in the second round by the Oakland Raiders in the 2004 NFL Draft as the first center taken.



JIMMY WILLIAMS
DB • 2005

Jimmy Williams became Tech's fourth unanimous All-American in football history when he was named to the first team of all five recognized All-America squads: the Football Writers Association of America, the American Football Coaches Association, The Sporting News, the Walter Camp Football Foundation and the AP.

As a senior, he was named first-team All-Atlantic Coast Conference and was one of three finalists for the Jim Thorpe award, honoring the nation's top collegiate defensive back.

In 13 games, he recorded 44 tackles, including two for loss and a sack, along with 14 quarterback hurries, five pass break ups and an interception.

He went on to be drafted in the second round by the Atlanta Falcons in the 2006 NFL Draft.

THE HOKIES' OTHER FIRST-TEAM SELECTIONS



CARROLL DALE
E • 1959

After earning second-team Associated Press All-America honors as a junior in 1958, Carroll Dale went on to become the first Virginia Tech football player to earn first-team All-America honors following the 1959 season. Dale was named to the Football Writers Association (LOOK Magazine) and Newspaper Enterprise Association first teams as a senior and


was once again a second-team choice by the AP. He led Tech in receiving four straight years and finished the '59 season with 17 receptions for 408 yards and six touchdowns.



BOB SCHWEICKERT
QB • 1963, 1964

One of the finest triple-threat quarterbacks in the history of the Southern Conference, Bob Schweickert was named to the LOOK All-America team picked by the Football Writers Association following the 1964 season. Schweickert fought off injuries during the '64 season to rush for 576 yards and nine touchdowns and pass for 833 yards and nine more TDs.

He also handled the punting duties with a 37.7-yard average. As a junior in 1963, Schweickert earned third-team All-America honors from The Associated Press.



FRANK LORIA
S • 1966, 1967 (Consensus)

Safety Frank Loria was the first Tech football player to gain first-team All-America honors in back-to-back seasons and became the Hokies' first consensus All-America pick in 1967. As a junior in 1966, Loria helped Tech to the Liberty Bowl, contributing three interceptions and returning three punts for touchdowns. He was named to first-team A-A squads picked

by The Associated Press and the Football Writers Association and was a second-team selection by the Helms Athletic Foundation. Loria was named to six major All-America squads following the 1967 season. He finished the year with three interceptions and 420 yards on punt returns, including a 95-yard return for a TD against Miami. His first-team honors came from the AP, United Press International, NEA, the Football Coaches Association, the Football Writers Association and the Walter Camp Foundation.



MIKE WIDGER
LB • 1968

Mike Widger capped an incredible junior season by earning first-team All-America honors from The Associated Press and the Football Writers Association. Widger compiled a record 825 tackling points and was among the national leaders in pass interceptions (7) and return yardage (203 yards). He returned two of his interceptions for touchdowns and scored another TD

after pulling the football loose from a Kansas State running back and racing 46 yards to the end zone.



BRUCE SMITH
DT • 1983, 1984 (Consensus)

Bruce Smith was named to first-team All-America squads picked by the Football Coaches Association and the Newspaper Enterprise Association after registering an incredible 22 quarterback sacks as a junior in 1983. Smith, who also was named to The Associated Press second team that year, finished with a total of 55 tackles, 31 of which were behind the line of scrimmage. As a senior in 1984,


Smith accumulated 16 sacks and nine other tackles behind the line. He finished the year with 69 total tackles and was a consensus All-America pick, making first teams selected by the AP, the Football Writers of America, Kodak and Walter Camp.

HOKIES FIRST-TEAM ALL-AMERICA SELECTIONS



EUGENE CHUNG
OT • 1991

When Eugene Chung was named to the Football Writers Association All-America team following his senior season, he became the first Tech offensive lineman to win first-team All-America honors. Chung started every game at tackle for the Hokies in 1991, allowing just one quarterback sack in 730 plays. The Washington Gridiron Club honored Chung as the National Lineman of the Year.



CORNELL BROWN
DE • 1995 (Consensus), 1996

Cornell Brown became the first Virginia Tech football player to gain consensus All-America honors as a junior when he was named to five first teams in 1995. Brown was a first-team A-A pick by AP, UPI, the Football Writers Association, The Sporting News and Football News. He finished the year with 103 total tackles, including a BIG EAST-leading 14 sacks. He was selected National Defensive Player of the Year by Football News and was one of five finalists for the Defensive Player of the Year. In 1996, Brown missed three games, but still earned first-team honors from Walter Camp and second-team recognition from AP. He posted eight sacks, five other tackles behind the line, 19 quarterback hurries and 58 total tackles during the '96 season.



BILLY CONATY
C • 1996

Considered one of the top offensive linemen in school history, Billy Conaty saw action on 98 percent of Virginia Tech's offensive plays in 1996 and went on to earn first-team All-America honors from The Sporting News. Conaty helped the Hokies to a 10-2 record and a trip to the Orange Bowl that season, grading a winning percentage in 10 of the 12 games and leading the squad with 65 knockdown blocks. He finished his career by setting an all-time school record for starts and consecutive starts with 48.



MICHAEL VICK
QB • 1999

In a spectacular freshman season that saw him lead Virginia Tech to its first ever 11-0 regular season and its first appearance in the national championship game, Michael Vick became the first Tech freshman football player to earn first-team All-America honors. Vick was named first-team by The Sporting News. He also was a second-team pick by The Associated Press. The redshirt freshman quarterback was third in the voting for the 1999 Heisman Trophy and second in the voting for the AP Player of the Year. Vick led Division I-A in passing efficiency (180.37), setting a NCAA record for a freshman in the process. He completed 59.2 percent of his passes for 1,840 yards and 12 touchdowns. He also contributed 585 yards and eight TDs rushing.



ANDRÉ DAVIS
PR • 2000

André Davis finished the 2000 season second in the Division I-A ranks in punt returns and earned first-team All-America honors on the American Football Coaches Association team as a return specialist. Davis returned 18 punts for 396 yards for a school-record average of 22 yards per return. He tied another school season mark when he returned three punts for touchdowns. His 87-yard TD return against East Carolina was the second-longest in school history.




KEVIN JONES
RB • 2003 (Consensus)

One of the highest-rated recruits ever to sign with Virginia Tech, Kevin Jones rushed for a school-record 1,647 yards, including 241 yards against Pittsburgh, on 281 attempts with 21 touchdowns as a junior in '03. He went on to earn first-team All-America honors from The Sporting News, The Walter Camp Football Foundation, FWAA and AFCA. He was named to the second team by AP.




DARRYL TAPP
DE • 2005

Considered one of the best defensive ends in school history, Darryl Tapp capped an incredible career, earning first-team All-America honors by AFCA and second-team honors by The Associated Press. During his senior season, Tapp, who started all 13 games, recorded team-bests for sacks, tackles for loss and forced fumbles. He recorded 10 sacks, 14.5 tackles for loss and three forced fumbles. Tapp was also fifth on the team in tackles. He won the Dudley Award, given to the state's top player, and was a Lott Trophy finalist.



XAVIER ADIBI
LB • 2007

Xavier Adibi teamed with fellow linebacker Vince Hall throughout his career to form what was arguably the best linebacking duo in school history. Though he enjoyed a breakout season as a junior, Adibi put up eye-popping numbers as a senior on his way to first-team All-America honors from the American Football Coaches Association. He led the team with 115 tackles, including 12 tackles for loss, while chipping in three sacks and two interceptions – one of which he returned for a touchdown. In addition to being named first-team All-ACC, Adibi was also awarded a spot on The Associated Press All-America third team.




BRANDON FLOWERS
CB • 2007

Despite leaving a year early for the NFL, cornerback Brandon Flowers became only the seventh Hokie to be named a two-time All-American when he was placed on the American Football Coaches Association first team after his junior season. He was also named second team by both The Associated Press and the Walter Camp Football Foundation. Flowers was a third-team AP honoree as a sophomore. In 2007, he placed third on the team with 86 tackles from his secondary spot, adding eight tackles for loss in the process. After leading the ACC in 2006 in passes broken up and passes defended, opponents shied away from him as a junior, but he still managed nine breakups, 14 passes defended and a career-high five interceptions.



VICTOR "MACHO" HARRIS
CB • 2008

One of the nation's top cornerbacks, Victor Harris earned first-team All-America honors from Sporting News and was a second-team pick by The Associated Press after a stellar senior season. Harris considered entering the NFL Draft following his junior year, but decided to return, earning his degree along with A-A honors. He tied for 11th nationally in interceptions with six, two of which he returned for touchdowns. A two-time first-team All-ACC selection, he finished fourth in the league in interceptions and passes defended, and third in punt returns. His 15 career interceptions rank third all-time at Tech, while his four career TDs on picks are an all-time record for a Hokie.



JAYRON HOSLEY
CB • 2010

Jayron Hosley tied a 43-year old Virginia Tech season record for interceptions on the way to being selected first-team on the Walter Camp All-America squad. Hosley led the nation in interceptions with nine and tied for third in most passes defended with 17. The sophomore cornerback was also a second-team A-A pick by The Associated Press and earned the National Defensive Back Trophy from the College Football Performance Awards. Hosley was named first team All-ACC after topping the league in both interceptions and passes defended. He also ranked second among ACC players in punt returns.

HOKIES SECOND & THIRD-TEAM ALL-AMERICA SELECTIONS

CARROLL DALE

E • 1958

2nd-team Associated Press

GEORGE FOUSSEKIS

DE • 1966

2nd-team Associated Press

DON STROCK

QB • 1972

3rd-team Associated Press

ROBERT BROWN

DE • 1981

2nd team-Newspaper Enterprise Association

CHRIS KINZER

PK • 1986

2nd-team Associated Press
2nd-team United Press International

J.C. PRICE

DT • 1995

3rd-team Associated Press

PIERSON PRIOLEAU

ROV • 1997

3rd-team Sporting News

DEREK SMITH

OT • 1998

3rd-team Football News

JOHN ENGELBERGER

DE • 1999

2nd-team Associated Press

JAMEL SMITH

LB • 1999

2nd-team Associated Press

ANTHONY MIDGET

CB • 1999

3rd-team Sporting News

MATT LEHR

OG • 2000

2nd-team Walter Camp

LEE SUGGS

TB • 2000

3rd-team Associated Press
3rd-team Football News

BEN TAYLOR

LB • 2000

3rd-team Associated Press

LB • 2001

2nd-team Associated Press
2nd-team Football News
3rd-team Sporting News

RONYELL WHITAKER

CB • 2001

3rd-team Associated Press

DAVID PUGH

DT • 2001

3rd-team Sporting News

WILLIE PILE

FS • 2002

2nd-team Sporting News

DEANGELO HALL

DB • 2003

2nd-team Sporting News

BRANDON FLOWERS

CB • 2006

3rd-team Associated Press

CODY GRIMM

LB • 2009

3rd-team Associated Press

RYAN WILLIAMS

TB • 2009

3rd-team Sporting News

DAVID WILSON

TB • 2011

2nd-team Associated Press

KYLE FULLER

CB • 2013

2nd-team Walter Camp Foundation

KENDALL FULLER

CB • 2014

2nd-team Walter Camp Foundation
3rd-team Associated Press



JOHN ENGELBERGER

KENDALL FULLER

STAFF

HOKIES

REVIEW

HISTORY

PROS

BEAMER

MEDIA

NATIONAL HONORS

JAKE GROVE WON THE RIMINGTON TROPHY IN 2003

Jake Grove arrived on the Virginia Tech campus as a lightly recruited guard from Forest, Va. He left as a unanimous All-American, winner of the Rimington Trophy as the nation's top center and a second-round draft pick of the Oakland Raiders.

Heading into his junior season, Grove made the switch over to the center position and became a natural fit. By the time he headed into his final season, he was gaining headlines and recognition for his play. He was rewarded by being named to all five major All-America first teams. He was awarded the Dave Rimington Trophy, given to the nation's top collegiate center.



MICHAEL VICK WON AN ESPY AS THE NATIONAL PLAYER OF THE YEAR IN 1999

When Michael Vick took to the field against James Madison on Sept. 4, 1999, little did people in attendance or watching on television realize they would be witnessing the beginning of the most exciting two years in Virginia Tech football history.


In 1999, Vick led the Hokies to a perfect 11-0 regular season and a berth in the national championship game, both firsts in school history. The Hokies lost that game to Florida State, but all the talk was about the performance the redshirt freshman put on in that game.

For his accomplishments that year, he was awarded an ESPY by ESPN, given to the nation's top college football player. Vick was awarded the trophy at the ESPY ceremonies on Feb. 14, 2000, in Las Vegas as he mingled with some of sports' all-time greats.



COREY MOORE EARNED THE LOMBARDI AND NAGURSKI AWARDS IN 1999

In three years on campus, Corey Moore amassed 35 sacks for losses, totaling 292 yards. He left Tech as the most decorated player ever to put on the Hokie uniform. He won the 1999 Bronko Nagurski Award as college football's Defensive Player of the Year. Moore also won the 1999 Lombardi Award as college football's lineman of the year. He became Tech's second-ever unanimous All-American, joining Jim Pyne. Moore won the Dudley Award as the top college player in Virginia, the BIG EAST Defensive Player of the Year award and was selected as Football News' Defensive Player of the Year.



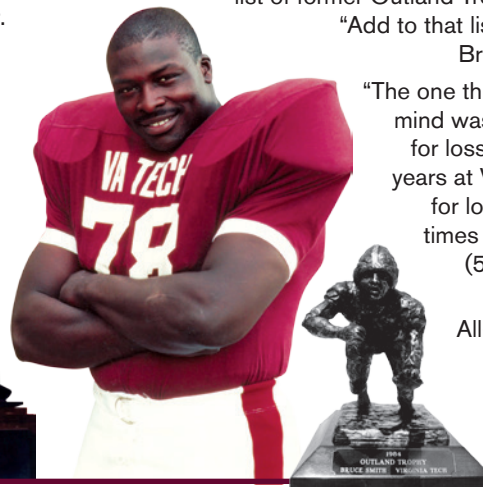
BRUCE SMITH WON THE OUTLAND TROPHY AS THE TOP LINEMAN IN 1984

Bruce Smith, "The Sack Man" of Virginia Tech football, capped his sensational college career in 1984 by winning the Outland Trophy as America's top lineman.

The big announcement was made by Wilt Browning at a press luncheon in Tech's Bowman Room. Browning, a sports columnist of The Greensboro Daily News and a committee member of the Football Writers' Association of America, began by reading a long list of former Outland Trophy winners. He then said, "Add to that list today, the 1984 winner – Bruce Smith of Virginia Tech."

"The one thing though, that stuck in my mind was the statistic on his tackles for losses," Browning said. "In four years at Virginia Tech, he accounted for losses totaling more than five times the length of a football field (504 yards). That's amazing."

Smith was a consensus All-American and was the first Virginian to win one of the national awards (including the Heisman and the Lombardi).



RETIRED NUMBERS & JERSEYS

STAFF

HOKIES


REVIEW

HISTORY

PROS

BEAMER

MEDIA



84

CARROLL DALE

A native of Wise, Va., Carroll Dale entered Virginia Tech in 1956 as an offensive and defensive end. After seeing varsity action as a reserve in the first game of the '56 season, Dale went on to start the remaining 39 games of his college career and

became Tech's first bona fide All-American. As a junior in 1958, he was named the Southern Conference Player of the Year. In 1959, Dale was captain of the Tech team and earned first-team A-A honors. Dale led the Hokies in pass receiving each of his four seasons and finished his Tech career with 67 catches for 1,195 yards and 15 touchdowns. He went on to a pro football career that lasted more than a decade and was inducted into the College Football Hall of Fame in 1987. His Tech jersey was the first to be retired.




78

BRUCE SMITH

Known as "The Sack Man" of Virginia Tech football, Bruce Smith capped his sensational college career in 1984. As a Tech player, Smith had a career total of 71 tackles behind the line of scrimmage for losses totaling 504

yards. Smith had 46 career quarterback sacks, including 22 during his junior season in 1983 when he was named first-team All-America. In 1984, the Norfolk, Va., native won the Outland Trophy as America's top lineman and was a consensus All-American. Smith was the No. 1 player picked in the 1985 National Football League draft. During his pro career, he established himself as one of the greatest defensive players ever to play the game. He ended his career in 2003 as the NFL's all-time sack leader with 200.



10

FRANK LORIA

Despite his 5-9, 175-pound frame, Frank Loria was one of the most tenacious football players ever to play for Virginia Tech. Loria, who started every game at safety from 1965-67, rapidly established himself as one of Tech's all-time

greats. During his junior year, he earned first-team All-American honors. As a senior in 1967, Loria became Tech's first consensus All-American, making seven first-team All-American squads. He finished his Tech career with seven interceptions and a number of punt return records. He went on to coach at Marshall. In 1970, at age 23, he died in an airplane tragedy that claimed the lives of the Marshall football team and staff. He was inducted into the College Football Hall of Fame in 1999. His number was retired prior to the 1971 season.



73

JIM PYNE

Center Jim Pyne became Virginia Tech's first unanimous All-American when he made all five major teams that were selected in 1993. In addition to All-America honors, Pyne was named winner of the Dudley Award as Virginia's

Player of the Year. During his four seasons at Tech, he established himself as one of the Hokies' top linemen of all time, leading the charge for the 1993 team that rewrote the school record books for scoring and total offense. Pyne started 35 consecutive games and 41 of the 42 Tech games in which he played. He allowed just one quarterback sack by the man he was assigned to block during more than 2,700 career snaps. Pyne spent nine seasons as an NFL lineman before becoming an assistant coach in the pro ranks.

BEAMER AMONG FIVE WHO HAVE HAD JERSEYS RETIRED

In 2002, the Virginia Tech Athletics Department developed a new policy on retiring football jerseys. This special honor is bestowed to acknowledge an individual who has won an established national award in their sport, while allowing the number to continue to be worn by others. Tech no longer retires numbers. That year, three jerseys were retired in ceremonies. The jerseys of Frank Beamer, Cornell Brown and Michael Vick were the first to be honored. In 2006, Jake Grove had the same honor bestowed upon him. Corey Moore's jersey has been retired since 2009.



Michael Vick · Sept. 1, 2002
Won 2000 ESPY as College Football's Performer of the Year.



Frank Beamer · Sept. 12, 2002
Winner of eight national coach of the year awards following Tech's 1999 season.



Cornell Brown · Nov. 20, 2002
Named 1995 National Defensive Player of the Year by Football News in 1995.



Jake Grove · Sept. 23, 2006
Winner of the 2003 Rimington Trophy, given to the nation's top collegiate center.



Corey Moore · Oct. 23, 2010
Won Lombardi and Nagurski Awards in 1999.

YEAR-BY-YEAR SCORES & RESULTS

1890s

1892 (1-1)

Coach: E.A. Smyth

10/21 W 14-10 ST. ALBANS
10/29 L 0-10 at St. Albans

1893 (0-2)

Coach: E.A. Smyth

10/21 L 0-6 at Emory & Henry
11/11 L 6-34 Randolph-Macon¹
¹Played in Bedford, Va.

1894 (4-1)

Coach: Joseph Massie

10/20 W 16-0 EMORY & HENRY
10/29 W 36-0 ROANOKE COLLEGE
11/10 W 42-0 ST. ALBANS
11/17 W 12-0 at St. Albans
11/30 L 6-10 VMI¹
¹Played in Staunton, Va.

1895 (4-2)

Coach: A.C. Jones

10/5 L 0-38 at Virginia
10/12 W 12-0 ST. ALBANS
10/26 W 30-0 at Washington & Lee
11/9 W 16-2 at Roanoke YMCA
11/16 L 5-32 North Carolina¹
11/28 W 6-4 VMI²
¹Played in Charlotte, N.C.
²Played in Lynchburg, Va.

1896 (5-2-1)

Coach: A.C. Jones

10/10 W 20-0 ALLEGHANY INST.
10/20 W 12-0 ROANOKE COLLEGE
10/24 T 0-0 North Carolina¹
10/31 L 0-44 at Virginia
11/2 W 46-0 Hampden-Sydney²
11/14 L 4-6 at Tennessee
11/16 W 52-0 Maryville³
11/26 W 24-0 VMI⁴
¹Played in Danville, Va.
²Played in Lynchburg, Va.
³Played in Knoxville, Tenn.
⁴Played in Roanoke, Va.

1897 (5-2)

Coach: Charles Firth

10/16 W 54-0 KING COLLEGE
10/30 W 4-0 North Carolina¹
11/2 W 41-0 ROANOKE COLLEGE
11/6 L 4-18 UMBC²
11/13 W 36-0 at Richmond
11/15 W 10-0 at Hampden-Sydney
11/25 L 0-18 Tennessee³
¹Played in Danville, Va.
²Played in Norfolk, Va.
³Played in Roanoke, Va.

1898 (3-2)

Coach: J. Lewis Ingles

11/4 L 6-28 North Carolina¹
11/5 W 17-0 at Guilford
11/7 L 0-23 UMBC²
11/11 W 58-0 KING COLLEGE
11/12 W 29-0 BELLEVUE
¹Played in Winston-Salem, N.C.
²Played in Lynchburg, Va.

1899 (4-1)

Coach: James Morrison

11/0/13 W 21-0 ST. ALBANS
10/27 W 5-0 at Tennessee
11/11 L 0-28 at Virginia
11/18 W 45-0 Roanoke College¹

11/25 W 35-0 Washington & Lee²
¹Played in Roanoke, Va.
²Played in Roanoke, Va.

1900s

1900 (3-3-1)

Coach: Dr. Davis

10/6 W 21-0 ST. ALBANS
10/20 W 16-6 at St. Albans
10/25 W 18-2 at NC State
10/27 T 0-0 at North Carolina
11/14 L 5-17 at Virginia
11/24 L 5-12 Clemson¹
11/25 L 0-5 VMI²
¹Played in Charlotte, N.C.
²Played in Roanoke, Va.

1901 (6-1)

Coach: A.B. Morrison

9/28 W 16-0 at Roanoke College
10/12 W 11-0 WASHINGTON & LEE
10/19 W 32-6 at Georgetown
10/26 L 0-16 VIRGINIA
10/31 W 17-11 Clemson¹
11/16 W 18-0 UMBC²
11/28 W 21-0 VMI³
¹Played in Columbia, S.C.
²Played in Richmond, Va.
³Played in Norfolk, Va.

1902 (3-2-1)

Coach: R.R. Brown

10/11 L 0-6 Washington & Lee¹
10/18 W 11-6 NC STATE
10/25 T 0-0 North Carolina²
11/8 W 28-0 GEORGETOWN
11/15 L 0-6 at Virginia
11/27 W 50-5 VMI³
¹Played in Lynchburg, Va.
²Played in Roanoke, Va.
³Played in Roanoke, Va.

1903 (5-1)

Coach: C. A. Lueder

10/14 W 29-0 ST. ALBANS
10/17 W 21-0 NC STATE
10/24 L 0-21 Virginia¹
11/7 W 21-0 North Carolina²
11/21 W 11-0 at Navy
11/25 W 26-0 Davidson³
¹Played in Richmond, Va.
²Played in Norfolk, Va.
³Played in Roanoke, Va.

1904 (5-3)

Coach: John O'Connor

10/1 W 18-0 RICHMOND
10/7 W 24-0 WASHINGTON & LEE
10/12 W 32-0 NASHVILLE
10/22 W 30-0 WILLIAM & MARY
10/29 L 0-6 NORTH CAROLINA
11/5 L 0-5 Virginia¹
11/19 L 0-11 at Navy
11/24 W 17-5 VMI²
¹Played in Richmond, Va.
²Played in Roanoke, Va.

1905 (9-1)

Coach: C.P. Miles

9/30 W 86-0 ROANOKE COLLEGE
10/6 W 12-0 CUMBERLAND (TENN.)
10/14 W 16-6 at Army
10/21 W 56-0 GALLAUDET
10/28 W 35-6 North Carolina¹
11/4 W 11-0 at Virginia
11/11 W 15-0 WASHINGTON & LEE

11/18 W 34-0 South Carolina²
11/25 L 6-12 at Navy
11/30 W 34-0 VMI³
¹Played in Richmond, Va.
²Played in Roanoke, Va.
³Played in Richmond, Va.

1906 (5-2-2)

Coach: C.P. Miles

10/6 W 12-0 William & Mary¹
10/8 W 28-0 WILLIAM & MARY
10/13 T 0-0 at Clemson
10/27 T 0-0 North Carolina²
10/13 W 18-0 ROANOKE COLLEGE
11/10 L 0-10 Bucknell³
11/17 W 10-0 DAVIDSON
11/24 L 0-5 at Navy
11/29 W 6-0 NC State⁴
¹Played in Roanoke, Va.
²Played in Richmond, Va.
³Played in Norfolk, Va.
⁴Played in Richmond, Va.

1907 (7-2)

Coach: C.R. Williams

10/5 W 33-0 ROANOKE COLLEGE
10/12 W 18-0 HAMPDEN-SYDNEY
10/19 W 5-0 Washington & Lee¹
10/20 L 5-12 Davidson²
11/2 W 20-0 Georgetown³
11/9 W 22-0 VMI⁴
11/16 W 34-0 GEORGE-WASH
11/23 L 0-12 at Navy
11/28 W 20-6 North Carolina⁵
¹Played in Lynchburg, Va.
²Played in Roanoke, Va.
³Played in Richmond, Va.
⁴Played in Roanoke, Va.
⁵Played in Richmond, Va.

1908 (5-4)

Coach: R.M. Brown

10/3 W 50-0 HAMPDEN-SYDNEY
10/10 W 6-0 at Clemson
10/17 L 4-10 at Princeton
10/24 W 10-0 VMI¹
10/31 W 15-4 Washington & Lee²
11/10 W 10-0 North Carolina³
11/14 L 0-6 GEORGE-WASH
11/21 L 4-15 at Navy
11/26 L 5-6 NC State⁴
¹Played in Roanoke, Va.
²Played in Lynchburg, Va.
³Played in Richmond, Va.
⁴Played in Norfolk, Va.

1909 (6-1)

Coach: Branch Bocock

10/2 W 6-0 CLEMSON
10/13 L 6-8 at Princeton
10/23 W 52-0 at Richmond
10/30 W 34-6 Washington & Lee¹
11/6 W 15-0 North Carolina²
11/13 W 17-8 at GEORGE-WASH
11/25 W 18-5 NC State³
¹Played in Lynchburg, Va.
²Played in Richmond, Va.
³Played in Norfolk, Va.

1910s

1910 (6-2)

Coach: Branch Bocock

10/1 W 18-0 HAMPDEN-SYDNEY
10/5 W 16-6 DAVIDSON

10/15 W 13-0 WESTERN MARYLAND
10/22 L 0-3 at Navy
10/29 W 23-0 Washington & Lee¹
11/5 W 20-0 North Carolina²
11/12 W 16-5 GEORGE-WASH³
11/24 L 3-5 NC State⁴
¹Played in Roanoke, Va.
²Played in Richmond, Va.
³Played in Lynchburg, Va.
⁴Played in Norfolk, Va.

1911 (6-1-2)

Coach: L.W. Reiss

9/30 W 16-0 HAMPDEN-SYDNEY
10/6 W 12-0 UMBC¹
10/14 L 0-33 at Yale
10/21 W 94-0 ROANOKE COLLEGE
10/28 T 5-5 Washington & Lee²
11/4 T 0-0 North Carolina³
11/11 W 36-11 TENNESSEE
11/18 W 10-3 CHARLESTON
11/30 W 3-0 NC State⁴
¹Played in Norfolk, Va.
²Played in Roanoke, Va.
³Played in Richmond, Va.
⁴Played in Norfolk, Va.

1912 (5-4)

Coach: Branch Bocock

9/30 W 40-0 ROANOKE COLLEGE
10/5 W 42-7 HAMPDEN-SYDNEY
10/12 L 0-31 at Princeton
10/19 W 44-0 WESTERN MARYLAND
10/26 W 26-0 North Carolina¹
11/2 L 0-10 MED. COLL. OF VA.
11/9 L 6-20 Washington & Lee²
11/16 W 41-0 WEST VIRGINIA
11/28 L 3-24 at Georgetown
¹Played in Raleigh, N.C.
²Played in Roanoke, Va.

1913 (7-1-1)

Coach: Branch Bocock

9/27 W 26-0 ROANOKE COLLEGE
10/4 W 14-0 HAMPDEN-SYDNEY
10/11 W 34-13 MISSISSIPPI
10/18 W 20-12 VPI STARS
10/25 W 14-7 North Carolina¹
11/1 L 0-21 Washington & Lee²
11/8 W 47-0 MARSHALL
11/15 W 14-0 CHARLESTON
11/27 T 6-6 VMI³
¹Played in Winston-Salem, N.C.
²Played in Roanoke, Va.
³Played in Roanoke, Va.

1914 (6-2-1)

Coach: Branch Bocock

9/26 W 35-0 KING COLLEGE
10/3 W 13-0 RANDOLPH-MACON
10/10 W 22-0 HAMPDEN-SYDNEY
10/17 L 0-13 W. Va. Wesleyan¹
10/24 T 7-7 ROANOKE COLLEGE
10/31 L 6-7 Washington & Lee²
11/7 W 54-6 MARSHALL
11/14 W 3-0 NC State³
11/26 W 3-0 VMI⁴
¹Played in Charleston, W.Va.
²Played in Roanoke, Va.
³Played in Roanoke, Va.
⁴Played in Roanoke, Va.

1915 (4-4)

Coach: Branch Bocock

9/26 W 26-0 ROANOKE COLLEGE
10/2 W 19-3 RANDOLPH-MACON

10/9 W 19-0 HAMPDEN-SYDNEY
10/16 L 0-13 Washington & Lee¹
10/23 L 0-20 at Navy
10/30 L 0-45 at Cornell
11/13 L 0-19 at West Virginia
11/25 W 27-9 VMI²
¹Played in Roanoke, Va.
²Played in Roanoke, Va.

1916 (7-2)

Coach: Jack Ingersoll

9/30 W 13-0 RICHMOND
10/7 W 10-0 HAMPDEN-SYDNEY
10/14 L 0-20 West Virginia¹
10/20 L 0-19 at Yale
10/28 W 40-0 NC State²
11/4 W 14-7 North Carolina³
11/11 W 52-0 WAKE FOREST
11/18 W 41-0 ROANOKE COLLEGE
11/30 W 23-14 VMI⁴
¹Played in Charleston, W. Va.
²Played in Norfolk, Va.
³Played in Roanoke, Va.
⁴Played in Roanoke, Va.

1917 (6-2-1)

Coach: Charles Bernier

10/6 W 12-0 HAMPDEN-SYDNEY
10/13 W 59-6 EMORY & HENRY
10/20 W 13-7 DAVIDSON
10/27 L 0-28 at Georgetown
11/3 W 50-0 WAKE FOREST
11/10 L 3-27 West Virginia¹
11/17 T 7-7 NC State²
11/24 W 70-0 ROANOKE COLLEGE
11/29 W 6-0 VMI³
¹Played in Huntington, W.Va.
²Played in Norfolk, Va.
³Played in Roanoke, Va.

1918 (7-0)

Coach: Charles Bernier

10/19 W 30-0 BELMONT ATH. CLUB
10/26 W 33-6 CAMP HUMPHREYS
11/2 W 13-0 Washington & Lee¹
11/9 W 27-0 WAKE FOREST
11/16 W 25-0 NC State²
11/23 W 18-7 at North Carolina Club
11/28 W 6-0 VMI³
¹Played in Roanoke, Va.
²Played in Norfolk, Va.
³Played in Roanoke, Va.

1919 (5-4)

Coach: Charles Bernier

10/4 W 13-0 HAMPDEN-SYDNEY
10/11 W 21-0 RICHMOND
10/18 L 7-33 at Georgetown
10/25 W 6-0 at Maryland
11/1 L 0-3 Washington & Lee¹
11/8 W 40-0 WAKE FOREST
11/15 L 0-3 NC State²
11/22 W 99-0 EMORY & HENRY
11/27 L 0-13 VMI³
¹Played in Lynchburg, Va.
²Played in Norfolk, Va.
³Played in Roanoke, Va.

1920s

1920 (4-6)

Coach: Stanley Sutton
 9/25 W 35-0 HAMPDEN-SYDNEY
 10/2 W 21-0 WILLIAM & MARY
 10/9 W 75-6 EMORY & HENRY
 10/16 L 6-19 at Rutgers
 10/23 L 0-7 MARYLAND
 10/30 L 0-13 Washington & Lee¹
 11/6 W 21-0 at Richmond
 11/11 L 6-14 NC State²
 11/20 L 0-28 Centre³
 11/25 L 7-24 VMI⁴
*¹Played in Lynchburg, Va.
²Played in Norfolk, Va.
³Played in Louisville, Ky.
⁴Played in Roanoke, Va.*

1921 (7-3)

Coach: B.C. Cabbage
 9/24 W 14-6 HAMPDEN-SYDNEY
 10/1 W 14-0 WILLIAM & MARY
 10/8 L 0-14 at Centre
 10/15 W 34-0 at Richmond
 10/22 L 7-10 Maryland¹
 10/29 L 0-3 Washington & Lee²
 11/5 W 54-7 CHARLESTON
 11/11 W 7-3 NC State³
 11/19 W 35-0 ROANOKE COLLEGE
 11/24 W 26-7 VMI⁴
*¹Played in Washington, D.C.
²Played in Lynchburg, Va.
³Played in Norfolk, Va.
⁴Played in Roanoke, Va.*

1922 (8-1-1)

9/23 W 38-0 HAMPDEN-SYDNEY
 9/30 W 25-0 KING COLLEGE
 10/7 W 20-6 WILLIAM & MARY
 10/14 L 6-10 Centre¹
 10/21 T 7-7 at Davidson
 10/28 W 73-0 CATHOLIC
 11/4 W 21-0 MARYLAND*
 11/11 W 24-0 NC State²
 11/18 W 41-6 Washington & Lee³
 11/30 W 7-3 VMI⁴
*¹Played in Richmond, Va.
²Played in Norfolk, Va.
³Played in Lynchburg, Va.
⁴Played in Roanoke, Va.*

1923 (6-3)

9/29 W 29-0 HAMPDEN-SYDNEY
 10/6 W 7-0 DAVIDSON
 10/13 L 17-21 at 3rd Corps Area
 10/20 W 16-7 Maryland¹
 10/27 L 0-12 Washington & Lee²
 11/3 W 25-6 CLEMSON*
 11/10 W 16-0 NC State³
 11/17 W 6-3 at Virginia⁴
 11/29 L 0-6 VMI⁴
*¹Played in Washington, D.C.
²Played in Lynchburg, Va.
³Played in Norfolk, Va.
⁴Played in Roanoke, Va.*

1924 (4-2-3)

Coach: B.C. Cabbage
 9/27 W 28-0 RICHMOND
 10/4 W 10-0 HAMPDEN-SYDNEY
 10/11 T 0-0 Auburn¹
 10/17 W 12-0 Maryland²
 10/25 T 0-0 Washington & Lee³
 11/1 W 50-6 at Clemson⁴
 11/8 L 3-6 at NC State*
 11/15 L 0-6 VIRGINIA*
 11/27 T 0-0 VMI⁴
*¹Played in Richmond, Va.
²Played in Washington, D.C.
³Played in Lynchburg, Va.
⁴Played in Roanoke, Va.*

1925 (5-3-2)

Coach: B.C. Cabbage
 9/19 W 10-0 LYNCHBURG
 9/26 T 0-0 ROANOKE COLLEGE
 10/3 W 13-3 HAMPDEN-SYDNEY
 10/10 L 0-19 at Auburn*
 10/17 W 3-0 Maryland¹
 10/24 L 0-20 Washington & Lee²
 10/31 W 6-0 South Carolina³
 11/7 T 0-0 NC STATE*
 11/14 L 0-10 at Virginia*
 11/26 W 7-0 VMI⁴
*¹Played in Washington, D.C.
²Played in Lynchburg, Va.
³Played in Richmond, Va.
⁴Played in Roanoke, Va.*

1926 (5-3-1)

Coach: A.F. Gustafson
 9/25 W 47-0 ROANOKE COLLEGE
 10/2 W 30-0 HAMPDEN-SYDNEY
 10/9 L 0-21 at Dartmouth
 10/16 W 24-8 Maryland¹
 10/23 W 6-0 VIRGINIA*
 10/30 T 13-13 at Kentucky*
 11/6 L 0-19 South Carolina²
 11/13 L 0-13 Washington & Lee³
 11/25 W 14-7 VMI⁴
*¹Played in Norfolk, Va.
²Played in Richmond, Va.
³Played in Lynchburg, Va.
⁴Played in Roanoke, Va.*

1927 (5-4)

Coach: A.F. Gustafson
 9/24 W 21-2 ROANOKE COLLEGE
 10/1 W 13-0 HAMPDEN-SYDNEY
 10/8 W 6-0 at Colgate
 10/15 L 7-13 Maryland¹
 10/22 L 0-7 at Virginia*
 10/29 L 13-14 at Chattanooga
 11/5 W 35-0 South Carolina²
 11/12 W 21-0 WASHINGTON & LEE*
 11/24 L 9-12 VMI³
*¹Played in Norfolk, Va.
²Played in Richmond, Va.
³Played in Roanoke, Va.*

1928 (7-2)

Coach: A.F. Gustafson
 9/29 W 34-7 ROANOKE COLLEGE
 10/6 W 32-7 HAMPDEN-SYDNEY
 10/13 L 14-35 at Colgate
 10/20 W 16-14 at North Carolina*
 10/27 W 54-0 KING COLLEGE
 11/3 W 9-6 Maryland¹
 11/10 W 20-0 VIRGINIA*
 11/17 W 13-7 at Washington & Lee*
 11/29 L 6-16 VMI²
*¹Played in Norfolk, Va.
²Played in Roanoke, Va.*

1929 (5-4)

Coach: A.F. Gustafson
 9/28 W 19-0 ROANOKE COLLEGE
 10/5 W 37-6 HAMPDEN-SYDNEY
 10/12 L 8-14 at Pennsylvania
 10/19 W 25-14 William & Mary¹
 10/26 L 13-38 at North Carolina*
 11/2 W 36-6 Washington & Lee²
 11/9 W 32-12 at Virginia*
 11/16 L 0-24 Maryland³
 11/28 L 0-14 VMI⁴
*¹Played in Richmond, Va.
²Played in Lynchburg, Va.
³Played in Norfolk, Va.
⁴Played in Roanoke, Va.*

1930s

1930 (5-3-1)

Coach: O.E. Neale
 9/24 W 9-0 ROANOKE COLLEGE
 10/4 L 21-39 NORTH CAROLINA*

10/11 L 0-40 at Vanderbilt*
 10/18 W 7-6 William & Mary¹
 10/25 W 20-19 at Davidson
 11/1 T 0-0 at Washington & Lee*
 11/8 W 34-13 VIRGINIA*
 11/15 L 7-13 Maryland²
 11/27 W 24-0 VMI³
*¹Played in Richmond, Va.
²Played in Norfolk, Va.
³Played in Roanoke, Va.*

1931 (3-4-2)

Coach: O.E. Neale
 9/26 W 33-0 KING COLLEGE
 10/3 L 0-40 at Georgia*
 10/10 W 18-6 DAVIDSON
 10/17 T 6-6 William & Mary¹
 10/24 L 6-20 at Kentucky*
 10/31 L 0-20 MARYLAND*
 11/7 L 0-6 Washington & Lee²
 11/14 T 0-0 at Virginia*
 11/26 W 13-6 VMI³
*¹Played in Richmond, Va.
²Played in Roanoke, Va.
³Played in Roanoke, Va.*

1932 (8-1)

Coach: Henry B. Redd
 9/24 W 32-7 ROANOKE COLLEGE
 10/1 W 7-6 at Georgia
 10/8 W 23-0 at Maryland*
 10/15 W 7-0 William & Mary¹
 10/22 W 7-0 KENTUCKY
 10/29 W 32-6 at Washington & Lee*
 11/5 L 6-9 at Alabama
 11/12 W 13-0 VIRGINIA*
 11/24 W 26-0 VMI²
*¹Played in Richmond, Va.
²Played in Roanoke, Va.*

1933 (4-3-3)

Coach: Henry B. Redd
 9/23 W 7-0 ROANOKE COLLEGE
 9/30 L 0-27 at Tennessee
 10/7 W 14-0 Maryland¹
 10/14 W 13-7 William & Mary²
 10/21 W 7-0 at Richmond
 10/28 L 0-12 SOUTH CAROLINA*
 11/4 T 7-7 WASHINGTON & LEE*
 11/11 L 0-27 at Alabama
 11/18 T 6-6 at Virginia*
 11/30 T 0-0 VMI³
*¹Played in Norfolk, Va.
²Played in Richmond, Va.
³Played in Roanoke, Va.*

1934 (5-5)

Coach: Henry B. Redd
 9/22 W 21-0 ROANOKE COLLEGE
 9/29 L 0-34 at Temple
 10/6 L 13-20 FLORIDA
 10/13 W 6-0 William & Mary¹
 10/20 L 9-14 Maryland²
 10/27 L 7-13 at Washington & Lee*
 11/3 L 0-20 at South Carolina*
 11/10 W 7-6 NC STATE³
 11/17 W 19-6 VIRGINIA*
 11/29 W 13-0 VMI⁴
*¹Played in Richmond, Va.
²Played in Norfolk, Va.
³Played in Portsmouth, Va.
⁴Played in Roanoke, Va.*

1935 (4-3-2)

Coach: Henry B. Redd
 9/21 W 7-0 ROANOKE COLLEGE
 9/28 L 7-28 CLEMSON*
 10/5 L 0-7 Maryland¹
 10/12 T 0-0 William & Mary²
 10/26 W 15-0 Washington & Lee³
 11/2 W 27-0 SOUTH CAROLINA*
 11/9 L 0-6 NC STATE⁴
 11/16 T 0-0 at Virginia*
 11/28 W 12-6 VMI⁵

*¹Played in Baltimore, Md.
²Played in Richmond, Va.
³Played in Bluefield, W.Va.
⁴Played in Portsmouth, Va.
⁵Played in Roanoke, Va.*

1936 (5-5)

Coach: Henry B. Redd
 9/17 W 16-7 ROANOKE COLLEGE
 9/26 L 0-20 at Clemson*
 10/3 L 0-6 Maryland¹
 10/10 W 14-0 William & Mary²
 10/17 L 0-14 at South Carolina*
 10/24 L 0-13 at NC State*
 10/31 W 20-7 RICHMOND*
 11/7 L 0-27 at Washington & Lee*
 11/14 W 7-6 VIRGINIA*
 11/26 W 6-0 VMI³
*¹Played in Roanoke, Va.
²Played in Richmond, Va.
³Played in Roanoke, Va.*

1937 (5-5)

9/18 W 27-7 ROANOKE COLLEGE
 9/25 L 0-25 Duke*¹
 10/2 L 0-27 at Tennessee
 10/9 L 0-12 William & Mary²
 10/16 L 7-13 at NC State*
 10/23 W 19-7 WASHINGTON & LEE*
 10/30 W 31-0 HAMPDEN-SYDNEY
 11/6 L 7-12 at Richmond*
 11/13 W 14-7 at Virginia
 11/25 W 12-6 VMI³
*¹Played in Greensboro, N.C.
²Played in Richmond, Va.
³Played in Roanoke, Va.*

1938 (3-5-2)

Coach: Henry B. Redd
 9/17 W 33-0 EMORY & HENRY
 9/24 L 0-18 Duke*¹
 10/1 L 0-39 at Army
 10/8 W 27-0 William & Mary²
 10/15 L 6-14 VIRGINIA
 10/22 L 0-6 at Washington & Lee*
 10/29 W 7-0 NC STATE*
 11/5 L 0-7 at North Carolina*
 11/11 T 0-0 at Richmond*
 11/24 T 2-2 VMI³
*¹Played in Greensboro, N.C.
²Played in Richmond, Va.
³Played in Roanoke, Va.*

1939 (4-5-1)

Coach: Henry B. Redd
 9/23 W 26-0 RANDOLPH-MACON
 9/30 L 0-20 at Marshall
 10/7 L 6-13 North Carolina¹
 10/14 T 6-6 William & Mary²
 10/21 W 28-0 CENTRE
 10/28 L 0-6 Washington & Lee³
 11/4 W 20-7 FURMAN*
 11/11 L 0-13 at Richmond*
 11/18 W 13-0 at Virginia
 11/30 L 7-19 VMI⁴
*¹Played in Norfolk, Va.
²Played in Richmond, Va.
³Played in Lynchburg, Va.
⁴Played in Roanoke, Va.*

1940s

1940 (5-5)

Coach: Henry B. Redd
 9/21 W 34-12 CATAWBA
 9/28 L 7-13 at Marshall
 10/5 L 7-13 RICHMOND*
 10/12 L 13-20 William & Mary¹
 10/19 L 4-46 at Georgetown
 10/26 W 21-0 Washington & Lee²
 11/2 W 6-0 Virginia³
 11/9 W 38-21 FURMAN*
 11/16 W 10-6 at Centre

11/21 L 0-14 VMI⁴
*¹Played in Richmond, Va.
²Played in Lynchburg, Va.
³Played in Norfolk, Va.
⁴Played in Roanoke, Va.*

1941 (6-4)

Coach: James R. Kitts
 9/20 W 22-2 CATAWBA
 9/27 L 14-37 Kentucky¹
 10/4 W 3-0 GEORGETOWN
 10/11 L 7-16 William & Mary²
 10/18 W 16-0 at Davidson*
 10/25 W 13-3 Washington & Lee³
 11/1 L 0-34 VIRGINIA*
 11/8 W 14-13 NC STATE⁵
 11/20 L 10-15 VMI⁶
 11/29 W 13-0 RICHMOND*
*¹Played in Louisville, Ky.
²Played in Richmond, Va.
³Played in Lynchburg, Va.
⁴Played in Norfolk, Va.
⁵Played in Winston-Salem, N.C.
⁶Played in Lynchburg, Va.*

1942 (7-2-1)

Coach: S.D. Tilson/H.M. McEver
 9/19 W 28-14 CATAWBA
 9/26 W 7-6 at Furman*
 10/3 L 7-21 WILLIAM & MARY*
 10/10 W 16-0 DAVIDSON*
 10/17 T 21-21 Kentucky¹
 10/24 W 19-6 Washington & Lee²
 10/31 W 20-14 Virginia³
 11/7 W 16-7 at Richmond*
 11/14 L 7-19 at Army
 11/26 W 20-6 VMI⁴
*¹Played in Roanoke, Va.
²Played in Lynchburg, Va.
³Played in Norfolk, Va.
⁴Played in Roanoke, Va.*

1945 (2-6)

Coach: H.M. McEver
 10/6 L 0-14 North Carolina¹
 10/13 L 0-38 William & Mary²
 10/20 W 21-13 MARYLAND*
 10/27 L 13-31 Virginia³
 11/3 L 0-6 at NC State*
 11/10 L 0-35 at Clemson*
 11/17 W 44-6 RICHMOND*
 11/22 L 0-7 VMI⁴
*¹Played in Roanoke, Va.
²Played in Richmond, Va.
³Played in Roanoke, Va.
⁴Played in Roanoke, Va.*

1946 (3-4-3)

Coach: James R. Kitts
 9/28 T 14-14 at North Carolina*
 10/5 T 21-21 Virginia¹
 10/12 L 0-49 at William & Mary*
 10/18 L 0-6 at Maryland*
 10/26 W 14-6 NC STATE*
 11/2 L 7-14 CLEMSON*
 11/9 W 13-7 Washington & Lee²
 11/16 T 7-7 at Richmond*
 11/28 W 20-7 VMI³
Sun Bowl (El Paso, Texas)
 1/1 L 6-18 Cincinnati
*¹Played in Roanoke, Va.
²Played in Lynchburg, Va.
³Played in Roanoke, Va.*

1947 (4-5)

Coach: James R. Kitts
 9/27 W 20-6 FURMAN*
 10/4 L 7-41 Virginia¹
 10/11 L 7-21 William & Mary²
 10/18 L 0-40 at Army
 10/25 L 19-21 MARYLAND*
 10/31 W 42-6 at GEORGE-WASH*
 11/8 W 27-14 Washington & Lee³
 11/15 W 26-14 RICHMOND*

YEAR-BY-YEAR SCORES & RESULTS

11/27 L 14-28 VMI⁴¹Played in Roanoke, Va.²Played in Richmond, Va.³Played in Lynchburg, Va.⁴Played in Roanoke, Va.**1948 (0-8-1)**

Coach: Robert C. McNeish

9/25 L 0-13 GEORGE-WASH*

10/2 L 0-28 Virginia¹10/9 L 0-28 Maryland²

10/16 L 0-30 WILLIAM & MARY*

10/23 L 0-7 Duke³

10/30 L 7-49 at Army

11/6 L 7-14 Washington & Lee⁴

11/13 T 7-7 at Richmond*

11/25 L 7-33 VMI⁵¹Played in Roanoke, Va.²Played in Washington, D.C.³Played in Roanoke, Va.⁴Played in Lynchburg, Va.⁵Played in Roanoke, Va.**1949 (1-7-2)**

Coach: Robert C. McNeish

9/17 L 14-33 Quantico¹

9/24 L 7-34 MARYLAND*

10/1 L 13-39 at William & Mary*

10/8 L 0-26 Virginia²

10/15 L 14-24 GEORGE-WASH*

10/22 L 7-55 at Duke*

10/29 L 13-14 NC STATE³11/5 T 6-6 Washington & Lee⁴

11/12 W 28-13 at Richmond*

11/24 T 28-28 VMI⁵¹Played in Alexandria, Va.²Played in Roanoke, Va.³Played in Norfolk, Va.⁴Played in Lynchburg, Va.⁵Played in Roanoke, Va.**1950s****1950 (0-10)**

Coaches: Robert C. McNeish/Allan M. Learned

9/30 L 21-61 QUANTICO

10/7 L 6-45 Virginia¹

10/13 L 7-42 at GEORGE-WASH*

10/21 L 0-54 WILLIAM & MARY*

10/28 L 6-34 at NC STATE*

11/4 L 7-25 at Washington & Lee*

11/11 L 12-32 RICHMOND*

11/18 L 6-47 Duke²11/23 L 0-27 VMI³

12/2 L 7-63 at Maryland*

¹Played in Roanoke, Va.²Played in Winston-Salem, N.C.³Played in Roanoke, Va.**1951 (2-8)**

Coach: Frank O. Moseley

9/15 W 18-12 Marshall¹

9/29 L 20-32 DAVIDSON*

10/6 L 0-33 Virginia²10/12 L 13-38 GEORGE-WASH³10/20 L 6-55 Duke⁴

10/27 L 14-19 NC STATE*

11/3 L 0-60 Washington & Lee⁵

11/10 L 7-28 at William & Mary*

11/17 W 20-14 RICHMOND*

11/22 L 7-20 VMI⁶¹Played in Bluefield, W.Va.²Played in Roanoke, Va.³Played in Alexandria, Va.⁴Played in Norfolk, Va.⁵Played in Richmond, Va.⁶Played in Roanoke, Va.**1952 (5-6)**

Coach: Frank O. Moseley

9/13 W 19-14 Marshall¹

9/20 W 27-14 at Davidson*

9/27 W 14-7 at The Citadel*

10/4 L 0-42 Virginia²

10/11 L 0-33 at Alabama

10/18 L 0-6 GEORGE-WASH*

10/25 L 27-34 at Washington & Lee*

11/1 W 20-2 at Richmond*

11/8 L 15-35 WILLIAM & MARY*

11/15 L 7-27 at West Virginia*

11/27 W 26-7 VMI³¹Played in Bluefield, W.Va.²Played in Roanoke, Va.³Played in Roanoke, Va.**1953 (5-5)**

Coach: Frank O. Moseley

9/19 W 7-0 Marshall¹

9/26 W 20-6 at Virginia

10/3 L 13-20 at Rutgers

10/10 W 21-7 RICHMOND*

10/17 L 7-13 at William & Mary*

10/24 W 32-12 WASHINGTON & LEE*

10/30 W 22-0 The Citadel²11/7 L 7-12 West Virginia³

11/13 L 0-26 at Miami

11/26 L 13-28 VMI⁴¹Played in Bluefield, W.Va.²Played in Roanoke, Va.³Played in Bluefield, W.Va.⁴Played in Roanoke, Va.**1954 (8-0-1)**

Coach: Frank O. Moseley

9/18 W 30-21 NC STATE

9/25 W 32-0 Wake Forest¹

10/2 W 18-7 at Clemson

10/16 W 19-12 at Richmond*

10/23 W 6-0 Virginia²

10/30 T 7-7 WILLIAM & MARY*

11/5 W 20-13 at GEORGE-WASH*

11/13 W 20-6 WAYNESBURG

11/25 W 46-9 VMI³¹Played in Richmond, Va.²Played in Roanoke, Va.³Played in Roanoke, Va.**1955 (6-3-1)**

Coach: Frank O. Moseley

9/17 L 0-13 at Wake Forest

9/24 W 33-0 at Pennsylvania

10/1 W 14-7 at William & Mary*

10/8 W 24-20 at Florida State

10/15 T 7-7 RICHMOND*

10/22 W 17-13 Virginia¹

10/29 L 7-13 GEORGE-WASH*

11/5 L 16-21 Clemson²11/12 W 34-28 NC STATE³11/24 W 39-13 VMI⁴¹Played in Roanoke, Va.²Played in Roanoke, Va.³Played in Bluefield, W.Va.⁴Played in Roanoke, Va.**1956 (7-2-1)**

Coach: Frank O. Moseley

9/15 W 37-2 East Carolina¹

9/22 L 14-21 at Tulane

9/29 W 35-6 NC STATE²

10/6 W 20-7 at Florida State

10/13 W 34-7 WILLIAM & MARY*

10/20 W 46-14 at Richmond*

10/27 W 14-7 Virginia³

11/3 L 6-21 at Clemson

11/10 T 13-13 WAKE FOREST

11/22 W 45-0 VMI⁴¹Played in Bluefield, W.Va.²Played in Norfolk, Va.³Played in Roanoke, Va.⁴Played in Roanoke, Va.**1957 (4-6)**

Coach: Frank O. Moseley

9/20 W 14-13 at Tulane

9/28 L 0-14 at West Virginia*

10/5 L 7-13 at William & Mary*

10/12 W 21-14 VILLANOVA

10/19 L 7-38 Virginia¹

10/26 L 7-20 at Florida State

11/2 W 42-7 RICHMOND*

11/9 W 10-3 at Wake Forest

11/16 L 0-12 NC STATE²11/28 L 6-14 VMI³¹Played in Richmond, Va.²Played in Roanoke, Va.³Played in Roanoke, Va.**1958 (5-4-1)**

Coach: Frank O. Moseley

9/20 W 28-12 West Texas State¹9/27 L 6-13 Wake Forest²

10/4 W 27-15 WILLIAM & MARY*

10/11 W 22-13 Virginia³

10/18 L 0-28 at Florida State

10/25 L 20-21 West Virginia⁴

11/1 T 14-14 at NC State

11/8 W 27-23 RICHMOND*

11/15 L 0-41 at Southern Miss

11/27 W 21-16 VMI⁵¹Played in Roanoke, Va.²Played in Norfolk, Va.³Played in Roanoke, Va.⁴Played in Richmond, Va.⁵Played in Roanoke, Va.**1959 (6-4)**

Coach: Frank O. Moseley

9/19 L 13-15 NC STATE¹

9/26 L 18-27 at Wake Forest

10/3 W 20-14 William & Mary²

10/10 L 6-7 FLORIDA STATE

10/17 W 40-14 Virginia³

10/24 W 24-14 at Villanova

10/31 W 51-29 RICHMOND*

11/7 W 26-21 at West Texas State

11/14 W 12-0 at West Virginia*

11/26 L 12-37 VMI⁴¹Played in Norfolk, Va.²Played in Roanoke, Va.³Played in Richmond, Va.⁴Played in Roanoke, Va.**1960s****1960 (6-4)**

Coach: Frank O. Moseley

9/17 L 14-29 at NC State

9/24 W 15-0 West Virginia¹

10/1 L 7-13 at Clemson

10/8 W 22-13 WAKE FOREST

10/15 W 27-0 at William & Mary*

10/22 W 40-6 Virginia²

10/29 W 20-0 at Richmond*

11/5 L 7-9 DAVIDSON*

11/11 L 8-21 at GEORGE-WASH*

11/24 W 13-12 VMI³¹Played in Richmond, Va.²Played in Roanoke, Va.³Played in Roanoke, Va.**1961 (4-5)**

Coach: Jerry Claiborne

9/16 W 20-6 William & Mary¹

10/7 L 0-28 at West Virginia*

10/14 L 14-27 at Tulane

10/21 W 20-0 Virginia²

10/28 W 10-7 FLORIDA STATE

11/4 L 0-11 at Richmond*

11/11 L 15-24 at Wake Forest

11/17 W 14-3 GEORGE WASH*

11/23 L 0-6 VMI³¹Played in Roanoke, Va.²Played in Roanoke, Va.³Played in Roanoke, Va.**1962 (5-5)**

Coach: Jerry Claiborne

9/15 L 0-3 at William & Mary*

9/22 W 15-14 GEORGE-WASH¹9/29 L 0-14 West Virginia²10/6 W 20-15 Virginia³

10/13 W 13-7 RICHMOND*

10/20 L 12-20 at Army

10/27 L 7-20 at Florida State

11/3 W 24-22 at Tulane

11/10 W 37-8 WAKE FOREST

11/22 L 9-14 VMI⁴¹Played in Roanoke, Va.²Played in Richmond, Va.³Played in Roanoke, Va.⁴Played in Roanoke, Va.**1963 (8-2)****Southern Champs**

Coach: Jerry Claiborne

9/21 L 14-33 at Kentucky

9/28 W 27-0 at Wake Forest

10/5 W 10-0 Virginia¹

10/11 W 22-8 at GEORGE-WASH*

10/19 W 28-13 WILLIAM & MARY*

10/26 W 31-23 at Florida State

11/2 W 14-13 at Richmond*

11/9 L 7-13 at NC State

11/16 W 28-3 at West Virginia*

11/28 W 35-20 VMI²¹Played in Roanoke, Va.²Played in Roanoke, Va.**1964 (6-4)**

Coach: Jerry Claiborne

9/19 W 18-14 at Tampa

9/26 L 21-38 Wake Forest¹

10/3 L 17-20 at Virginia

10/10 W 33-0 GEORGE-WASH*

10/17 L 10-23 WEST VIRGINIA*

10/24 W 20-11 FLORIDA STATE

10/31 W 27-20 at William & Mary*

11/7 W 28-19 NC STATE

11/14 L 15-20 at Syracuse

11/26 W 35-13 VMI²¹Played in Roanoke, Va.²Played in Roanoke, Va.**1965 (7-3)**

Coach: Jerry Claiborne

9/18 W 12-3 Wake Forest¹

9/25 W 25-7 at Richmond

1972 (6-4-1)

Coach: Charlie Coffey
 9/16 L 20-24 at Virginia
 9/23 L 15-27 at Florida State
 9/30 W 13-10 SMU
 10/7 T 27-27 HOUSTON
 10/14 W 34-32 OKLAHOMA STATE
 10/21 W 53-21 at Ohio
 10/28 L 16-17 William & Mary¹
 11/4 W 27-14 SOUTHERN MISS
 11/11 W 45-20 SOUTH CAROLINA
 11/18 L 13-52 at Alabama
 11/25 W 44-9 at Wake Forest
¹Played in Richmond, Va.

1973 (2-9)

Coach: Charlie Coffey
 9/8 L 24-31 WILLIAM & MARY
 9/15 L 26-31 at Kentucky
 9/22 L 10-24 at West Virginia
 9/29 L 6-37 at SMU
 10/6 L 24-27 SOUTH CAROLINA
 10/12 L 27-54 at Houston
 10/20 W 27-15 VIRGINIA
 10/27 L 6-77 at Alabama
 11/3 L 16-49 at Memphis
 11/10 W 36-13 FLORIDA STATE
 11/17 L 21-22 VMI

1974 (4-7)

Coach: Jimmy Sharpe
 9/14 L 7-38 KENTUCKY
 9/21 L 25-28 at SMU
 9/28 L 12-49 HOUSTON
 10/5 L 17-22 VMI¹
 10/12 W 31-17 at South Carolina
 10/19 L 27-28 at Virginia
 10/26 W 41-7 RICHMOND
 11/1 L 7-14 at Miami
 11/9 W 34-15 at William & Mary
 11/16 W 56-21 at Florida State
 11/23 L 21-22 WEST VIRGINIA
¹Played in Richmond, Va.

1975 (8-3)

Coach: Jimmy Sharpe
 9/13 L 8-27 at Kentucky
 9/20 L 11-17 at Kent State
 9/27 W 21-9 RICHMOND
 10/4 W 23-16 at Auburn
 10/11 W 13-10 FLORIDA STATE
 10/18 W 24-17 VIRGINIA
 10/25 L 7-10 at West Virginia
 11/1 W 24-7 William & Mary¹
 11/8 W 34-28 at Houston
 11/15 W 33-0 VMI
 11/22 W 40-10 WAKE FOREST
¹Played in Norfolk, Va.

1976 (6-5)

Coach: Jimmy Sharpe
 9/4 W 23-6 at Wake Forest
 9/11 L 0-19 at Texas A&M
 9/18 W 16-7 SOUTHERN MISS
 10/2 L 15-27 WILLIAM & MARY
 10/9 W 37-7 VMI¹
 10/16 W 14-10 at Virginia
 10/23 W 24-7 WEST VIRGINIA
 10/30 W 42-14 WEST VIRGINIA
 11/6 L 31-35 TULSA
 11/13 L 0-16 at Richmond
 11/20 L 21-28 at Florida State
¹Played in Richmond, Va.

1977 (3-7-1)

Coach: Jimmy Sharpe
 9/17 L 6-27 TEXAS A&M
 9/24 L 20-21 at Memphis
 10/1 L 13-31 CLEMSON
 10/8 W 17-8 William & Mary¹
 10/15 T 14-14 VIRGINIA
 10/22 L 14-17 at Richmond
 10/29 L 0-32 at Kentucky
 11/5 L 21-23 FLORIDA STATE

11/12 L 14-20 at West Virginia
 11/19 W 28-10 WAKE FOREST
 11/26 W 27-7 VMI
¹Played in Richmond, Va.

1978 (4-7)

Coach: Bill Dooley
 9/9 L 33-35 TULSA
 9/16 W 28-6 at Wake Forest
 9/23 L 7-18 AUBURN
 9/30 W 22-19 WILLIAM & MARY
 10/7 L 7-38 at Clemson
 10/14 W 16-3 WEST VIRGINIA
 10/21 L 7-17 at Virginia
 10/28 L 0-35 at Alabama
 11/4 L 0-28 KENTUCKY
 11/11 L 14-24 at Florida State
 11/18 W 28-2 VMI

1979 (5-6)

Coach: Bill Dooley
 9/8 W 15-14 at Louisville
 9/15 W 41-32 APPALACHIAN STATE
 9/22 W 35-14 WILLIAM & MARY¹
 9/29 L 10-17 FLORIDA STATE
 10/6 L 14-19 WAKE FOREST
 10/13 L 0-21 CLEMSON
 10/20 W 34-0 RICHMOND
 10/27 L 7-31 at Alabama
 11/3 L 23-34 at West Virginia
 11/10 L 18-20 at Virginia
 11/17 W 27-20 VMI

1980s

1980 (8-4)

9/6 W 16-7 at Wake Forest
 9/13 W 35-7 ETSU
 9/20 W 7-3 WILLIAM & MARY
 9/27 W 38-6 JAMES MADISON
 10/4 L 10-13 at Clemson
 10/11 W 34-7 RHODE ISLAND
 10/18 W 30-0 VIRGINIA
 10/25 L 7-18 at Richmond
 11/1 W 34-11 WEST VIRGINIA
 11/8 L 7-31 at Florida State
 11/15 W 21-6 VMI¹
Peach Bowl (Atlanta, Ga.)
 1/2 L 10-20 Miami
¹Played in Norfolk, Va.

1981 (7-4)

Coach: Bill Dooley
 9/12 W 28-12 RICHMOND
 9/19 W 47-3 WILLIAM & MARY
 9/26 W 30-14 WAKE FOREST
 10/3 W 17-13 MEMPHIS
 10/10 L 7-14 at Duke
 10/17 L 6-27 at West Virginia
 10/24 W 34-12 APPALACHIAN STATE
 10/31 W 29-3 at Kentucky
 11/14 L 14-21 at Miami
 11/21 L 0-6 VMI
 11/28 W 20-3 at Virginia

1982 (7-4)

Coach: Bill Dooley
 9/4 W 20-9 at Richmond
 9/18 L 8-14 MIAMI
 9/25 W 47-3 WILLIAM & MARY
 10/2 L 10-13 WAKE FOREST
 10/9 W 22-21 at Duke
 10/16 L 6-16 WEST VIRGINIA
 10/23 W 34-0 APPALACHIAN STATE
 10/30 W 29-3 KENTUCKY
 11/13 L 0-45 at Vanderbilt
 11/20 W 14-3 VMI¹
 11/25 W 21-14 VIRGINIA
¹Played in Norfolk, Va.

1983 (9-2)

Coach: Bill Dooley
 9/10 L 6-13 WAKE FOREST

9/17 W 17-10 at Memphis
 9/24 W 28-0 VMI
 10/1 W 31-0 LOUISVILLE
 10/8 W 27-14 DUKE
 10/15 L 0-13 at West Virginia
 10/22 W 38-0 RICHMOND
 10/29 W 59-21 WILLIAM & MARY
 11/5 W 26-10 at Tulane
 11/12 W 21-10 VANDERBILT
 11/19 W 48-0 at Virginia

1984 (8-4)

Coach: Bill Dooley
 9/8 W 21-20 at Wake Forest
 9/15 L 7-14 WEST VIRGINIA
 9/22 W 21-13 RICHMOND
 9/29 L 23-26 VIRGINIA
 10/6 W 54-7 VMI¹
 10/13 W 27-0 DUKE
 10/20 W 38-14 WILLIAM & MARY
 10/27 W 9-7 at Temple
 11/3 W 13-6 TULANE
 11/10 L 10-17 at Clemson
 11/17 W 23-3 at Vanderbilt
Independence Bowl (Shreveport, La.)
 12/15 L 7-23 Air Force
¹Played in Norfolk, Va.

1985 (6-5)

Coach: Bill Dooley
 8/31 L 14-31 at Cincinnati
 9/7 L 14-24 RICHMOND
 9/14 L 17-20 CLEMSON
 9/28 W 24-14 SYRACUSE
 10/5 L 9-24 at West Virginia
 10/12 W 40-10 WILLIAM & MARY
 10/19 W 28-10 at Virginia
 10/26 L 18-35 at Florida
 11/2 W 31-10 MEMPHIS
 11/9 W 41-17 LOUISVILLE
 11/16 W 38-24 at Vanderbilt

1986 (10-1-1)*

Coach: Bill Dooley
 9/6 L 20-24 CINCINNATI
 9/13 W 20-14 at Clemson
 9/20 W 26-17 at Syracuse
 9/27 W 37-10 ETSU
 10/4 W 13-7 WEST VIRGINIA
 10/11 T 27-27 SOUTH CAROLINA
 10/18 F, 13-29[†] Temple¹
 10/25 W 42-10 VIRGINIA
 11/1 W 17-15 KENTUCKY
 11/8 W 17-10 at Richmond
 11/15 W 29-21 VANDERBILT
Peach Bowl (Atlanta, Ga.)
 12/31 W 25-24 NC State
¹Played in Norfolk, Va.
[†]Temple forfeited due to ineligible player

1987 (2-9)

Coach: Frank Beamer
 9/12 L 10-22 CLEMSON
 9/19 L 13-14 at Virginia
 9/26 L 21-35 SYRACUSE
 10/3 W 31-11 NAVY
 10/10 L 10-40 at South Carolina
 10/17 L 23-32 EAST CAROLINA
 10/24 L 38-57 at Tulane
 10/31 L 7-14 at Kentucky
 11/7 L 16-28 at West Virginia
 11/14 L 13-27 at Miami
 11/21 W 21-20 CINCINNATI

1988 (3-8)

Coach: Frank Beamer
 9/3 L 7-40 at Clemson
 9/10 W 27-16 EAST CAROLINA
 9/17 L 13-35 at Southern Miss
 9/24 L 0-35 at Syracuse
 10/1 L 10-22 WEST VIRGINIA
 10/8 L 24-26 SOUTH CAROLINA
 10/15 W 41-14 at Cincinnati

10/29 L 10-16 VIRGINIA
 11/5 L 3-13 at Louisville
 11/12 L 14-41 at Florida State
 11/19 W 27-6 JAMES MADISON

1989 (6-4-1)

Coach: Frank Beamer
 9/2 W 29-3 AKRON
 9/9 T 17-17 at South Carolina
 9/16 L 7-27 CLEMSON
 9/23 W 23-0 TEMPLE
 10/7 W 12-10 at West Virginia
 10/14 L 7-41 FLORIDA STATE
 10/21 L 10-14 at East Carolina
 10/28 W 30-13 TULANE
 11/4 W 18-0 VANDERBILT
 11/11 L 25-32 at Virginia
 11/18 W 25-23 at NC State

1990s

1990 (6-5)

Coach: Frank Beamer
 9/1 L 13-20 at Maryland
 9/8 W 21-7 BOWLING GREEN
 9/15 W 24-23 at East Carolina
 9/22 L 24-35 SOUTH CAROLINA
 9/29 L 28-39 at Florida State
 10/6 W 26-21 WEST VIRGINIA
 10/20 L 28-31 at Temple
 10/27 W 20-16 SOUTHERN MISS
 11/3 W 20-16 NC STATE
 11/10 L 3-6 at Georgia Tech
 11/24 W 38-13 VIRGINIA

1991 (5-6, 1-0)

Coach: Frank Beamer
 8/31 W 41-12 JAMES MADISON
 9/7 L 0-7 at NC State
 9/21 L 21-28 at South Carolina
 9/28 L 17-27 at Oklahoma
 10/5 W 20-14 at West Virginia¹
 10/12 L 20-33 Florida State¹
 10/19 W 56-9 CINCINNATI
 10/26 W 41-13 LOUISVILLE
 11/9 W 42-24 AKRON
 11/16 L 17-24 EAST CAROLINA
 11/23 L 0-38 at Virginia
¹Played in Orlando, Fla.

1992 (2-8-1, 1-4)

Coach: Frank Beamer
 9/5 W 49-20 JAMES MADISON
 9/12 L 27-30 at East Carolina
 9/19 W 26-7 at Temple¹
 9/26 L 7-16 WEST VIRGINIA¹
 10/10 L 17-21 at Louisville
 10/17 T 13-13 NC STATE
 10/24 L 23-43 MIAMI¹
 10/31 L 49-50 at Rutgers¹
 11/7 L 9-28 at Syracuse¹
 11/14 L 12-13 SOUTHERN MISS
 11/21 L 38-41 VIRGINIA

1993 (9-3, 4-3)

Coach: Frank Beamer
 9/4 W 33-16 BOWLING GREEN
 9/11 W 63-21 at Pittsburgh¹
 9/18 L 2-21 at Miami¹
 9/25 W 55-28 MARYLAND
 10/2 L 13-14 at West Virginia¹
 10/16 W 55-7 TEMPLE¹
 10/23 W 49-42 RUTGERS¹
 10/30 W 31-12 EAST CAROLINA
 11/6 L 34-48 at Boston College¹
 11/13 W 45-24 SYRACUSE¹
 11/20 W 20-17 at Virginia
Independence Bowl (Shreveport, La.)
 12/31 W 45-20 Indiana

1994 (8-4, 5-2)

Coach: Frank Beamer
 9/3 W 34-7 ARKANSAS STATE
 9/10 W 24-14 at Southern Miss
 9/17 W 12-7 at Boston College¹
 9/22 W 34-6 WEST VIRGINIA¹
 10/1 L 20-28 at Syracuse¹
 10/8 W 41-13 TEMPLE¹
 10/15 W 27-20 at East Carolina
 10/22 W 45-7 PITTSBURGH¹
 10/29 L 3-24 at Miami¹
 11/12 W 41-34 RUTGERS¹
 11/19 L 23-42 VIRGINIA
Gator Bowl (Gainesville, Fla.)
 12/30 L 23-45 Tennessee

1995 (10-2, 6-1)

BIG EAST Champs
 Coach: Frank Beamer
 9/7 L 14-20 BOSTON COLLEGE¹
 9/16 L 0-16 CINCINNATI
 9/23 W 13-7 MIAMI¹
 9/30 W 26-16 at Pittsburgh¹
 10/7 W 14-0 at Navy
 10/14 W 77-27 AKRON
 10/21 W 45-17 at Rutgers¹
 10/28 W 27-0 at West Virginia¹
 11/4 W 31-7 SYRACUSE¹
 11/11 W 38-16 Temple¹
 11/18 W 36-29 at Virginia
Sugar Bowl (New Orleans, La.)
 12/31 W 28-10 Texas
¹Played in Washington, D.C.

1996 (10-2, 6-1)

BIG EAST Champs
 Coach: Frank Beamer
 9/7 W 21-18 at Akron
 9/14 W 45-7 at Boston College¹
 9/21 W 30-14 RUTGERS¹
 9/28 L 21-52 at Syracuse¹
 10/12 W 38-0 TEMPLE¹
 10/26 W 34-17 PITTSBURGH¹
 11/2 W 47-16 LA-LAFAYETTE
 11/9 W 35-14 EAST CAROLINA
 11/16 W 21-7 at Miami¹
 11/23 W 31-14 WEST VIRGINIA¹
 11/29 W 26-9 VIRGINIA
Orange Bowl (Miami Gardens, Fla.)
 12/31 L 21-41 Nebraska

1997 (7-5, 5-2)

Coach: Frank Beamer
 8/30 W 59-19 at Rutgers¹
 9/13 W 31-3 SYRACUSE¹
 9/20 W 23-13 at Temple¹
 9/27 W 50-0 ARKANSAS STATE
 10/4 L 17-24 MIAMI UNIVERSITY
 10/11 W 17-7 BOSTON COLLEGE¹
 10/25 L 17-30 at West Virginia¹
 11/1 W 37-0 UAB
 11/8 W 27-25 MIAMI¹
 11/22 L 23-30 at Pittsburgh¹
 11/29 L 20-34 at Virginia
Gator Bowl (Jacksonville, Fla.)
 1/1 L 3-42 North Carolina

1998 (9-3, 5-2)

Coach: Frank Beamer
 9/5 W 38-3 EAST CAROLINA
 9/12 W 37-0 at Clemson
 9/19 W 27-20 (OT) at Miami¹
 9/26 W 27-7 PITTSBURGH¹
 10/8 W 17-0 at Boston College¹
 10/17 L 24-28 TEMPLE¹
 10/24 W 41-0 at UAB
 10/31 W 27-13 WEST VIRGINIA¹
 11/14 L 26-28 at Syracuse¹
 11/21 W 47-7 RUTGERS¹
 11/28 L 32-36 VIRGINIA
Music City Bowl (Nashville, Tenn.)
 12/29 W 38-7 Alabama

YEAR-BY-YEAR SCORES & RESULTS

1999 (11-1, 7-0)

BIG EAST Champs

Coach: Frank Beamer

9/4 W 47-0 JAMES MADISON
9/11 W 31-10 UAB
9/23 W 31-11 CLEMSON
10/2 W 31-7 at Virginia
10/9 W 58-20 at Rutgers*
10/16 W 62-0 SYRACUSE*
10/30 W 30-17 at Pittsburgh*
11/6 W 22-20 at West Virginia*
11/13 W 43-10 MIAMI*
11/20 W 62-7 at Temple*
11/26 W 38-14 BOSTON COLLEGE*
Sugar Bowl (New Orleans, La.)
1/4 L 29-46 Florida State

2000s

2000 (11-1, 6-1)

Coach: Frank Beamer

8/27 GEORGIA TECH (canc.)
9/2 W 52-23 AKRON
9/7 W 45-28 at East Carolina
9/16 W 49-0 RUTGERS*
9/30 W 48-34 at Boston College*
10/7 W 35-13 TEMPLE*
10/12 W 48-20 WEST VIRGINIA*
10/21 W 22-14 at Syracuse*
10/28 W 37-34 PITTSBURGH*
11/4 L 21-41 at Miami*
11/11 W 44-21 at UCF
11/25 W 42-21 VIRGINIA
Gator Bowl (Jacksonville, Fla.)
1/1 W 41-20 Clemson

2001 (8-4, 4-3)

Coach: Frank Beamer

9/1 W 52-10 CONNECTICUT
9/8 W 31-0 WESTERN MICHIGAN
9/22 W 50-0 at Rutgers*
9/29 W 46-14 UCF
10/6 W 35-0 at West Virginia*
10/13 W 34-20 BOSTON COLLEGE*
10/27 L 14-22 SYRACUSE*
11/3 L 7-38 at Pittsburgh*
11/10 W 35-0 at Temple*
11/17 W 31-17 at Virginia
12/1 L 24-26 MIAMI*
Gator Bowl (Jacksonville, Fla.)
1/1 L 17-30 Florida State

2002 (10-4, 3-4)

Coach: Frank Beamer

8/25 W 63-7 ARKANSAS STATE
9/1 W 26-8 LSU
9/12 W 47-21 MARSHALL
9/21 W 13-3 at Texas A&M
9/28 W 30-0 at Western Michigan
10/10 W 28-23 at Boston College*
10/19 W 35-14 RUTGERS*
10/26 W 20-10 TEMPLE*
11/2 L 21-28 PITTSBURGH*
11/9 L 42-50 (3OT) at Syracuse*
11/20 L 18-21 WEST VIRGINIA*
11/30 W 21-9 VIRGINIA
12/7 L 45-56 at Miami*
San Francisco Bowl (San Francisco, Calif.)
12/31 W 20-13 Air Force

2003 (8-5, 4-3)

Coach: Frank Beamer

8/31 W 49-28 UCF
9/6 W 43-0 JAMES MADISON
9/18 W 35-19 TEXAS A&M
9/27 W 47-13 CONNECTICUT
10/4 W 48-22 at Rutgers*

10/11 W 51-7 SYRACUSE*
10/22 L 7-28 at West Virginia*
11/1 W 31-7 MIAMI*
11/8 L 28-31 at Pittsburgh*
11/15 W 24-23 (OT) at Temple*
11/22 L 27-34 BOSTON COLLEGE*
11/29 L 21-35 at Virginia
Insight Bowl (Phoenix, Ariz.)
12/26 L 49-52 California

2004 (10-3)

ACC Champs

Coach: Frank Beamer

8/28 L 13-24 Southern California¹
9/11 W 63-0 WESTERN MICHIGAN
9/18 W 41-17 DUKE*
9/25 L 16-17 NC STATE*
10/2 W 19-13 WEST VIRGINIA
10/9 W 17-10 at Wake Forest*
10/16 W 62-0 FLORIDA A&M
10/28 W 34-20 at Georgia Tech*
11/6 W 27-24 at North Carolina*
11/18 W 55-6 MARYLAND*
11/27 W 24-10 VIRGINIA*
12/4 W 16-10 at Miami*
Sugar Bowl (New Orleans, La.)
1/3 L 13-16 Auburn
¹Played in FedExField, Landover, Md.

2005 (11-2, 7-1)

Coach: Frank Beamer

9/4 W 20-16 at NC State*
9/10 W 45-0 at Duke*
9/17 W 45-0 OHIO
9/24 W 51-7 GEORGIA TECH*
10/1 W 34-17 at West Virginia
10/8 W 41-14 MARSHALL
10/20 W 28-9 at Maryland*
10/27 W 30-10 BOSTON COLLEGE*
11/5 L 7-27 MIAMI*
11/19 W 52-14 at Virginia*
11/26 W 30-3 NORTH CAROLINA*
12/3 L 22-27 Florida State*
Gator Bowl (Jacksonville, Fla.)
1/2 W 35-24 Louisville
¹Played in Jacksonville, Fla.

2006 (10-3, 6-2)

Coach: Frank Beamer

9/2 W 38-0 NORTHEASTERN
9/9 W 35-10 at North Carolina*
9/16 W 36-0 DUKE*
9/23 W 29-13 CINCINNATI
9/30 L 27-38 GEORGIA TECH*
10/12 L 3-22 at Boston College*
10/21 W 36-6 SOUTHERN MISS
10/26 W 24-7 CLEMSON*
11/4 W 17-10 at Miami*
11/11 W 23-0 KENT STATE
11/18 W 27-6 at Wake Forest*
11/25 W 17-0 VIRGINIA*
Chick-fil-A Bowl (Atlanta, Ga.)
12/30 L 24-31 Georgia

2007 (11-3, 7-1)

ACC Champs

Coach: Frank Beamer

9/1 W 17-7 EAST CAROLINA
9/8 L 7-48 at LSU
9/15 W 28-7 OHIO
9/22 W 44-3 WILLIAM & MARY
9/29 W 17-10 NORTH CAROLINA*
10/6 W 41-23 at Clemson*
10/13 W 43-14 at Duke*
10/25 L 10-14 BOSTON COLLEGE*
11/1 W 27-3 at Georgia Tech*
11/10 W 40-21 FLORIDA STATE*
11/17 W 44-14 MIAMI*
11/24 W 33-21 at Virginia*
12/1 W 30-16 Boston College*
Orange Bowl (Miami Gardens, Fla.)
1/3 L 21-24 Kansas
¹Played in Jacksonville, Fla.

2008 (10-4, 5-3)

ACC Champs

Coach: Frank Beamer

8/30 L 22-27 East Carolina*
9/6 W 24-7 FURMAN
9/13 W 20-17 GEORGIA TECH*
9/20 W 20-17 at North Carolina*
9/27 W 35-30 at Nebraska
10/4 W 27-13 WKU
10/18 L 23-28 at Boston College*
10/25 L 20-30 at Florida State*
11/6 W 23-13 MARYLAND*
11/13 L 14-16 at Miami*
11/22 W 14-3 DUKE*
11/29 W 17-14 VIRGINIA*
12/6 W 30-12 Boston College²
Orange Bowl (Miami Gardens, Fla.)
1/1 W 20-7 Cincinnati
¹Played in Charlotte, N.C.
²Played in Tampa, Fla.

2009 (10-3, 6-2)

Coach: Frank Beamer

9/5 L 24-34 Alabama*
9/12 W 52-10 MARSHALL
9/19 W 16-15 NEBRASKA
9/26 W 31-7 MIAMI*
10/3 W 34-26 at Duke*
10/10 W 48-14 BOSTON COLLEGE*
10/17 L 23-28 at Georgia Tech*
10/29 L 17-20 NORTH CAROLINA*
11/5 W 16-3 at East Carolina
11/14 W 36-9 at Maryland*
11/21 W 38-10 NC STATE*
11/28 W 42-13 at Virginia*
Chick-fil-A Bowl (Atlanta, Ga.)
12/31 W 37-14 Tennessee
¹Played in Atlanta, Ga.

2010s

2010 (11-3, 8-0)

ACC Champs

Coach: Frank Beamer

9/6 L 30-33 Boise State¹
9/11 L 16-21 JAMES MADISON
9/18 W 49-27 EAST CAROLINA
9/25 W 19-0 at Boston College*
10/2 W 41-30 at NC State*
10/9 W 45-21 CENTRAL MICHIGAN
10/16 W 52-21 WAKE FOREST*
10/23 W 44-7 DUKE*
11/4 W 28-21 GEORGIA TECH*
11/13 W 26-10 at North Carolina*
11/20 W 31-17 at Miami*
11/27 W 37-7 VIRGINIA*
12/4 W 44-33 Florida State²
Orange Bowl (Miami Gardens, Fla.)
1/3 L 12-40 Stanford
¹Played in FedExField, Landover, Md.
²Played in Bank of America, Charlotte, N.C.

2011 (11-3, 7-1)

Coach: Frank Beamer

9/3 W 66-13 APPALACHIAN ST.
9/10 W 17-10 at East Carolina
9/17 W 26-7 ARKANSAS STATE
9/24 W 30-10 at Marshall
10/1 L 3-23 CLEMSON*
10/8 W 38-35 MIAMI*
10/15 W 38-17 at Wake Forest*
10/22 W 30-14 BOSTON COLLEGE*
10/29 W 14-10 at Duke*
11/10 W 37-26 at Georgia Tech*
11/17 W 24-21 NORTH CAROLINA*
11/26 W 38-0 at Virginia*

12/3 L 10-38 Clemson¹

Sugar Bowl (New Orleans, La.)

1/3 L 20-23 (OT) Michigan
¹Played in Charlotte, N.C.

2012 (7-6, 4-4)

Coach: Frank Beamer

9/3 W 20-17 (OT) GEORGIA TECH*
9/8 W 42-7 AUSTIN PEAY
9/15 L 17-35 at Pittsburgh
9/22 W 37-0 BOWLING GREEN
9/29 L 24-27 Cincinnati¹
10/6 L 34-48 at North Carolina*
10/13 W 41-20 DUKE*
10/20 L 17-38 at Clemson*
11/1 L 12-30 at Miami*
11/8 L 22-28 FLORIDA STATE*
11/17 W 30-23 (OT) at Boston College*
11/24 W 17-14 VIRGINIA*
Russell Athletic Bowl (Orlando, Fla.)
12/28 W 13-10 (OT) Rutgers
¹Played in Landover, Md.

2013 (8-5, 5-3)

Coach: Frank Beamer

8/31 L 10-35 Alabama¹
9/7 W 45-3 WESTERN CAROLINA
9/14 W 15-10 at East Carolina
9/21 W 29-21(3OT) MARSHALL
9/26 W 17-10 at Georgia Tech*
10/5 W 27-17 NORTH CAROLINA*
10/12 W 19-9 PITTSBURGH*
10/26 L 10-13 DUKE*
11/2 L 27-34 at Boston College*
11/9 W 42-24 at Miami*
11/16 L 24-27 (OT) MARYLAND*
11/30 W 16-6 at Virginia*
Sun Bowl (El Paso, Texas)
12/31 L 12-42 UCLA
¹Played in Atlanta, Ga.

2014 (7-6, 3-5)

Coach: Frank Beamer

8/30 W 34-9 WILLIAM & MARY
9/6 W 35-21 at Ohio State
9/13 L 21-28 EAST CAROLINA
9/20 L 24-27 GEORGIA TECH*
9/27 W 35-17 WESTERN MICHIGAN
10/4 W 34-17 at North Carolina*
10/16 L 16-21 at Pittsburgh*
10/23 L 6-30 MIAMI*
11/1 L 31-33 BOSTON COLLEGE*
11/15 W 17-16 at Duke*
11/22 L 3-6 (2OT) at Wake Forest*
11/28 W 24-20 VIRGINIA*
Military Bowl (Annapolis, Md.)
12/27 W 33-17 Cincinnati

2015 (7-6, 4-4)

Coach: Frank Beamer

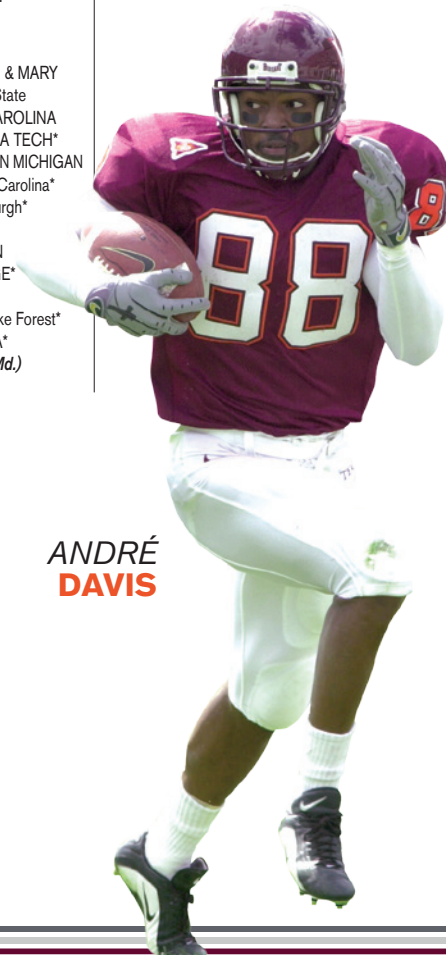
9/7 L 24-42 OHIO STATE
9/12 W 42-3 FURMAN
9/19 W 51-24 at Purdue
9/26 L 28-35 at East Carolina
10/3 L 13-17 PITTSBURGH*
10/9 W 28-13 NC STATE*
10/17 L 20-30 at Miami*
10/24 L 43-45 (4OT) DUKE*
10/31 W 25-10 at Boston College*
11/12 W 23-21 at Georgia Tech*
11/21 L 27-30 (OT) NORTH CAROLINA*
11/28 W 23-20 at Virginia*
Independence Bowl (Shreveport, La.)
12/26 W 55-52 Tulsa

2016 (10-4, 6-2)

Coach: Justin Fuente

9/3 W 36-13 LIBERTY
9/10 L 24-45 Tennessee¹
9/17 W 49-0 BOSTON COLLEGE*
9/24 W 54-17 EAST CAROLINA
10/8 W 34-3 at North Carolina*
10/15 L 17-31 at Syracuse*
10/20 W 37-16 MIAMI*
10/27 W 39-36 at Pitt*
11/5 W 24-21 at Duke*
11/12 L 20-30 GEORGIA TECH*
11/19 W 54-31 at Notre Dame
11/26 W 52-10 VIRGINIA*
12/3 L 35-42 Clemson²
Belk Bowl (Charlotte, N.C.)
12/29 W 35-24 Arkansas
¹Played in Bristol Motor Speedway, Bristol, Tenn.
²Played in Camping World Stadium, Orlando, Fla.

*Denotes Conference Games



ANDRÉ DAVIS

COACHING RECORDS

(Listed in order of number of victories)

Name	Seasons	W	L	T	Pct.	Years	Name	Seasons	W	L	T	Pct.	Years
Frank Beamer	29	238	121	2	.662	1987-15	Jack Ingersell	1	7	2	0	.778	1916
Bill Dooley	9	†64	37	1	.632	1978-86	A.B. Morrison, Jr.	1	6	1	0	.857	1901
Jerry Claiborne	10	61	39	2	.608	1961-70	L.W. Reiss	1	6	1	2	.778	1911
Frank Moseley	10	54	42	4	.560	1951-60	C.A. Lueder	1	5	1	0	.833	1903
H.B. Redd	9	43	37	8	.534	1932-40	Charles Firth	1	5	2	0	.714	1897
Branch Bockock	6	34	14	2	.680	1909-10	John C. O'Conner	1	5	3	0	.625	1904
						1912-15	R.M. Brown	1	5	4	0	.556	1908
Ben Cubbage	5	30	12	6	.688	1921-25	J.A. Massie	1	4	1	0	.800	1894
Andy Gustafson	4	22	13	1	.625	1926-29	James Morrison	1	4	1	0	.800	1899
Jimmy Sharpe	4	21	22	1	.489	1974-77	Stanley Sutton	1	4	6	0	.400	1920
Charles Bernier	3	18	6	1	.740	1917-19	J.L. Ingles	1	3	2	0	.600	1898
C.P. Miles	2	14	3	2	.737	1905-06	R.R. Brown	1	3	2	1	.583	1902
James Kitts	3	13	13	3	.500	1941	Dr. Davis	1	3	3	1	.500	1900
						1946-47	E.A. Smyth	2	1	3	0	.250	1892-93
Charlie Coffey	3	12	20	1	.379	1971-73	Robert McNeish	3	1	25	3	.086	1948-50
Justin Fuente	1	10	4	0	.716	2016							
A.C. Jones	2	9	4	1	.679	1895-96							
H.M. McEver §	2	9	8	1	.528	1942, '45							
O.E. Neale	2	8	7	3	.528	1930-31							
C.R. Williams	1	7	2	0	.778	1907							

† Includes a forfeit by Temple during the 1986 season.

§ Shared head coaching duties with S.D. Tilson in 1942 when team finished 7-2-1



Head Coach Justin Fuente was the consensus ACC Coach of the Year in his debut season at Virginia Tech, guiding the Hokies to a 10-win season and the ACC Coastal crown.

THE HOKIES VS. ALL OPPONENTS

ALL-TIME RECORD: 729*-461-46 (1,236 GAMES, 123 SEASONS)

	Times Met	Series Began	Last Meeting Year	Score	W	L	T		Times Met	Series Began	Last Meeting Year	Score	W	L	T
Air Force	2	1984	2002	20-13	1	1	0	Dartmouth	1	1926	1926	0-21	0	1	0
Akron	5	1989	2000	52-23	5	0	0	Davidson	14	1903	1960	7-9	10	3	1
Alabama	13	1932	2013	10-35	1	12	0	Delaware	0	2017	2017				
Alabama-Birmingham	3	1997	1999	31-10	3	0	0	Duke	24	1937	2016	24-21	15	9	0
Alleghany Institute	1	1896	1896	20-0	1	0	0	East Carolina	21	1956	2016	54-17	14	7	0
Appalachian State	4	1979	2011	66-13	4	0	0	East Tennessee State	2	1980	1986	37-10	2	0	0
Arkansas	1	2016	2016	35-24	1	0	0	Emory & Henry	6	1893	1938	33-0	5	1	0
Arkansas State	4	1994	2011	26-7	4	0	0	Florida	2	1934	1985	18-35	0	2	0
Army	6	1905	1962	12-20	1	5	0	Florida A&M	1	2004	2004	62-0	1	0	0
Auburn	5	1924	2004	13-16	1	3	1	Florida State	36	1955	2012	22-28	12	23	1
Austin Peay	1	2012	2012	42-7	1	0	0	Furman	6	1939	2015	42-3	6	0	0
Bellevue	1	1898	1898	29-0	1	0	0	Gallaudet	1	1905	1905	56-0	1	0	0
Belmont Athletic Club	1	1918	1918	30-0	1	0	0	George Washington	19	1907	1966	49-0	11	8	0
Boise State	1	2010	2010	30-33	0	1	0	Georgetown	8	1901	1941	3-0	4	4	0
Boston College	25	1993	2016	49-0	17	8	0	Georgia	3	1931	2006	24-31	1	2	0
Bowling Green	3	1990	2012	37-0	3	0	0	Georgia Tech	14	1990	2016	20-30	9	5	0
Bucknell	1	1906	1906	0-10	0	1	0	Guilford	1	1898	1898	17-0	1	0	0
Buffalo	2	1969	1970	31-14	2	0	0	Hampden-Sydney	24	1896	1937	31-0	24	0	0
California	1	2003	2003	49-52	0	1	0	Houston	5	1971	1975	34-28	1	3	1
Camp Humphreys	1	1918	1918	33-6	1	0	0	Indiana	1	1993	1993	45-20	1	0	0
Catawba	3	1940	1942	28-14	3	0	0	James Madison	7	1980	2010	16-21	6	1	0
Catholic University	1	1922	1922	73-0	1	0	0	Kansas	1	2008	2008	21-24	0	1	0
Central Florida	3	2000	2003	49-28	3	0	0	Kansas State	2	1967	1968	19-34	1	1	0
Central Michigan	1	2010	2010	45-21	1	0	0	Kent State	3	1975	2006	23-0	2	1	0
Centre	5	1920	1940	10-6	2	3	0	Kentucky	19	1926	1987	7-14	6	11	2
Chattanooga	1	1927	1927	13-14	0	1	0	King College	6	1897	1931	33-0	6	0	0
Cincinnati	11	1946	2014	33-17	6	5	0								
Citadel	2	1952	1953	22-0	2	0	0								
Clemson	34	1900	2016	35-42	12	21	1								
Colgate	2	1927	1928	14-35	1	1	0								
Connecticut	2	2001	2003	47-13	2	0	0								
Cornell	1	1915	1915	0-45	0	1	0								
Cumberland	1	1905	1905	12-0	1	0	0								



SAM ROGERS

	Times		Last Meeting			W	L	T		Times		Last Meeting			W	L	T
	Met	Series Began	Year	Score	Year					Score	Year	Score	Met	Series Began			
Liberty	1	2016	2016	36-13	1	0	0	Saint Albans	9	1893	1903	29-0	8	1	0		
LSU	2	2002	2007	7-48	1	1	0	SMU	3	1972	1974	25-28	1	2	0		
Louisville	7	1979	2006	35-24	5	2	0	South Carolina	20	1905	1991	21-28	7	11	2		
Lynchburg College	1	1925	1925	10-0	1	0	0	Southern California	1	2004	2004	13-24	0	1	0		
Marshall	12	1913	2013	29-21 (3ot)	10	2	0	Southern Mississippi	9	1958	2006	36-6	5	4	0		
Maryland	31	1919	2013	24-27 (ot)	15	16	0	Southwestern Louisiana	1	1996	1996	47-16	1	0	0		
Maryland-Baltimore	4	1897	1911	12-0	2	2	0	Stanford	1	2011	2011	12-40	0	1	0		
Maryville College	1	1896	1896	52-0	1	0	0	Syracuse	18	1964	2016	17-31	8	10	0		
Medical College of Va.	1	1912	1912	0-10	0	1	0	Tampa	2	1964	1967	13-3	2	0	0		
Memphis State	6	1970	1985	31-10	3	3	0	Temple	17	1934	2003	24-23 (ot)	14	3	0		
Miami, Fla.	33	1953	2016	37-16	14	20	0	Tennessee	9	1896	2016	24-45	3	6	0		
Miami, Ohio	1	1997	1997	17-24	0	1	0	Texas	1	1995	1995	28-10	1	0	0		
Michigan	1	2012	2012	20-23 (ot)	0	1	0	Texas A&M	4	1976	2003	35-19	2	2	0		
Mississippi	2	1913	1969	17-34	1	1	0	Third Corps Area	1	1923	1923	17-21	0	1	0		
Morris-Harvey	3	1911	1921	54-7	3	0	0	Tulane	9	1956	1989	30-13	5	4	0		
Nashville	1	1904	1904	32-0	1	0	0	Tulsa	5	1970	2015	55-52	2	3	0		
Navy	10	1903	1995	14-0	3	7	0	UCLA	1	2013	2013	12-42	0	1	0		
Nebraska	3	1996	2009	16-15	2	1	0	Vanderbilt	9	1930	1989	18-0	6	3	0		
North Carolina	38	1895	2016	34-3	21	12	6	Villanova	5	1957	1970	34-7	5	0	0		
North Carolina (club team)	1	1918	1918	18-7	1	0	0	Virginia	98	1895	2016	52-10	56	37	5		
North Carolina State	49	1900	2015	28-13	27	18	4	VMI	79	1894	1984	54-7	49	25	5		
Northeastern	1	2006	2006	38-0	1	0	0	VPI Stars	1	1913	1913	20-12	1	0	0		
Notre Dame	1	2016	2016	34-31	1	0	0	Wake Forest	37	1916	2014	3-6 (2ot)	24	12	1		
Ohio	4	1971	2007	28-7	4	0	0	Washington & Lee	48	1895	1953	32-12	23	20	5		
Ohio State	2	2014	2015	24-42	1	1	0	Waynesburg	1	1954	1954	20-6	1	0	0		
Oklahoma	1	1991	1991	17-27	0	1	0	West Texas State	2	1958	1959	26-21	2	0	0		
Oklahoma State	2	1971	1972	34-32	1	1	0	West Virginia Wesleyan	1	1914	1914	0-13	0	1	0		
Old Dominion	0	2017	2017					West Virginia	51	1912	2005	34-17	22	28	1		
Pennsylvania	2	1929	1955	33-0	1	1	0	Western Carolina	1	2013	2013	45-3	1	0	0		
Pittsburgh	16	1993	2016	39-36	9	7	0	Western Kentucky	1	2008	2008	27-13	1	0	0		
Princeton	3	1908	1912	0-31	0	3	0	Western Maryland	2	1910	1912	44-0	2	0	0		
Purdue	1	2015	2015	51-24	1	0	0	Western Michigan	4	2001	2014	35-17	4	0	0		
Quantico Marines	2	1949	1950	21-61	0	2	0	William & Mary	63	1904	2014	34-9	41	18	4		
Randolph-Macon	4	1893	1939	26-0	3	1	0	Yale	2	1911	1916	0-19	0	2	0		
Rhode Island	1	1980	1980	34-7	1	0	0										
Richmond	51	1897	1986	17-10	37	10	4										
Roanoke College	28	1894	1937	27-7	26	0	2										
Roanoke YMCA	1	1895	1895	16-2	1	0	0										
Rutgers	15	1920	2012	13-10(ot)	12	3	0										

*Includes a forfeit by Temple during the 1986 season that is not recognized by the NCAA. 2017 opponents in **bold**



TECH VS. TEAMS IN THE AP POLL

Date	VT Rank	Opponent	Rank	W/L	Score	Date	VT Rank	Opponent	Rank	W/L	Score	Date	VT Rank	Opponent	Rank	W/L	Score
10/26/46	-	N.C. State	12	hW	14-6	11/11/89	-	Virginia	18	aL	25-32	1/3/05	9	Auburn	3	nL	13-16
10/18/47	-	Army	7	hL	19-21	9/29/90	-	Florida State	2	aL	28-39	9/24/05	4	Georgia Tech	15	hW	51-7
10/23/48	-	Duke	16	nL	0-7	11/10/90	-	Georgia Tech	7	aL	3-6	10/27/05	3	Boston College	13	hW	30-10
10/30/48	-	Army	5	aL	7-49	11/24/90	-	Virginia	17	hW	38-13	11/5/05	3	Miami	5	hL	7-27
10/4/52	-	Virginia	16	nL	0-42	9/28/91	-	Oklahoma	6	aL	17-27	1/2/06	12	Louisville	15	nW	35-24
10/11/52	-	Alabama	18	aL	0-33	10/12/91	-	Florida State	1	nL	20-33	9/30/06	11	Georgia Tech	24	hL	27-38
11/07/53	-	West Virginia	7	nL	7-12	11/16/91	-	East Carolina	14	hL	17-24	10/26/06	-	Clemson	10	hW	24-7
9/29/56	-	N.C. State	20	nW	35-6	11/23/91	-	Virginia	20	aL	0-38	11/18/06	19	Wake Forest	14	aW	27-6
11/3/56	15	Clemson	13	aL	6-21	10/17/92	-	N.C. State	21	hT	13-13	9/8/07	9	LSU	2	aL	7-48
11/16/57	-	N.C. State	19	nL	0-12	10/24/92	-	Miami	1	hL	23-43	10/6/07	15	Clemson	22	aW	41-23
11/28/57	-	VMI	17	nL	6-14	11/7/92	-	Syracuse	10	aL	9-28	10/25/07	8	Boston College	2	hL	10-14
10/1/60	-	Clemson	7	aL	7-13	11/18/93	-	Miami	3	aL	2-21	11/24/07	8	Virginia	16	aW	33-21
10/24/64	-	Florida State	10	hW	20-11	10/2/93	-	West Virginia	25	aL	13-14	12/1/07	6	Boston College	11	nW	30-16
12/10/66	-	Miami	9	nL	7-14	11/20/93	25	Virginia	23	aW	20-17	1/3/08	5	Kansas	8	nL	21-24
9/21/68	-	Alabama	7	nL	7-14	12/31/93	22	Indiana	21	nW	45-20	10/25/08	-	Florida State	24	aL	20-30
10/18/68	-	Miami	12	aL	8-13	10/29/94	13	Miami	6	aL	3-24	11/6/08	-	Maryland	23	hW	23-13
11/2/68	-	Florida State	18	aW	40-22	11/19/94	14	Virginia	16	hL	23-45	12/6/08	-	Boston College	18	nW	30-12
9/20/69	-	Alabama	15	hL	13-17	9/23/95	-	Miami	17	hW	13-7	1/1/09	21	Cincinnati	12	nW	20-7
11/13/71	-	Houston	18	aL	29-56	11/4/95	-	Syracuse	20	hW	31-7	9/5/09	7	Alabama	5	nL	24-34
9/23/72	-	Florida State	17	aL	15-27	11/18/95	20	Virginia	13	aW	36-29	9/19/09	13	Nebraska	19	hW	16-15
10/14/72	-	Oklahoma State	19	hW	34-32	12/31/95	13	Texas	9	nW	28-10	9/26/09	11	Miami	9	hW	31-7
11/18/72	-	Alabama	2	aL	13-52	11/16/96	21	Miami	18	aW	21-7	10/17/09	4	Georgia Tech	19	aL	23-28
10/12/73	-	Houston	14	aL	27-54	11/23/96	17	West Virginia	23	hW	31-14	9/6/10	10	Boise State	3	nL	30-33
10/27/73	-	Alabama	2	aL	6-77	11/29/96	17	Virginia	20	hW	26-9	10/2/10	-	NC State	23	aW	41-30
9/11/76	-	Texas A&M	14	aL	0-19	12/31/96	10	Nebraska	6	nL	21-41	11/20/10	14	Miami	24	aW	31-17
9/17/77	-	Texas A&M	7	hL	6-27	10/25/97	19	West Virginia	21	aL	17-30	12/4/10	12	Florida State	20	nW	44-33
10/29/77	-	Kentucky	7	aL	0-32	1/1/98	-	North Carolina	7	nL	3-42	1/3/11	12	Stanford	5	nL	12-40
11/5/77	-	Florida State	15	hL	21-23	10/31/98	20	West Virginia	21	hW	27-13	10/1/11	11	Clemson	13	hL	3-23
10/28/78	-	Alabama	3	aL	0-35	11/28/98	20	Virginia	16	hL	32-36	11/10/11	10	Georgia Tech	20	aW	37-36
9/29/79	-	Florida State	12	hL	10-17	10/2/99	8	Virginia	24	aW	31-7	11/26/11	6	Virginia	24	aW	38-0
10/27/79	-	Alabama	1	aL	7-31	10/16/99	4	Syracuse	16	hW	62-0	12/3/11	5	Clemson	21	nL	10-38
11/8/80	-	Florida State	3	aL	7-31	11/13/99	2	Miami	19	hW	43-10	1/3/12	17	Michigan (ot)	13	nL	20-23
1/2/81	-	Miami	20	nL	10-20	11/26/99	2	Boston College	22	hW	38-14	10/20/12	-	Clemson	14	aL	17-38
11/14/81	-	Miami	12	aL	14-21	1/4/00	2	Florida State	1	nL	29-46	11/8/12	-	Florida State	8	hL	22-28
9/18/82	-	Miami	15	hL	8-14	11/4/00	2	Miami	3	aL	21-41	8/31/13	-	Alabama	1	nL	10-35
10/16/82	-	West Virginia	13	hL	6-16	11/1/01	6	Clemson	16	nW	41-20	11/9/13	-	Miami	14	aW	42-24
10/15/83	-	West Virginia	4	aL	0-13	12/1/01	14	Miami	1	hL	24-26	12/31/13	-	UCLA	17	nL	12-42
10/26/85	-	Florida	2	aL	18-35	11/1/02	15	Florida State	24	nL	17-30	9/30/14	-	Ohio State	8	aW	35-21
12/31/86	-	N.C. State	18	nW	25-24	9/1/02	16	LSU	14	hW	26-8	11/15/14	-	Duke	19	aW	17-16
9/12/87	-	Clemson	10	hL	10-22	12/7/02	11	Marshall	16	hW	47-21	9/7/15	-	Ohio State	1	hL	24-42
11/14/87	-	Miami	3	aL	13-27	9/21/02	7	Texas A&M	19	aW	13-3	10/24/15	-	Duke (4ot)	23	hL	43-45
9/3/88	-	Clemson	4	aL	7-40	12/7/02	18	Miami	1	aL	45-56	11/21/15	-	North Carolina (ot)	12	hL	27-30
10/1/88	-	West Virginia	7	hL	10-22	11/1/03	10	Miami	2	hW	31-7	9/10/16	-	Tennessee	17	nL	24-45
10/8/88	-	South Carolina	8	hL	24-26	11/8/03	5	Pittsburgh	25	aL	28-31	10/8/16	25	North Carolina	17	aW	34-3
11/12/88	-	Florida State	5	aL	14-41	8/28/04	-	Southern Cal	1	nL	13-24	12/3/16	19	Clemson	3	nL	35-42
9/16/89	-	Clemson	7	hL	7-27	10/2/04	-	West Virginia	6	hW	19-13						
10/7/89	-	West Virginia	9	aW	12-10	11/27/04	11	Virginia	16	hW	24-10						
10/14/89	-	Florida State	19	hL	7-41	12/4/04	10	Miami	9	aW	16-10						

Totals 52-88-1

MISCELLANEOUS RANKINGS AND INFORMATION

Virginia Tech's first ranking in the AP poll
Oct. 4, 1954 - #19

Longest consecutive-poll streak
84 - Jan. 5, 1999 (final postseason) through Nov. 23, 2003

Highest preseason ranking
#7 - 2005 season

Highest regular season ranking
#2 - During the 1999 and 2000 seasons

Highest final ranking
#2 - after the 1999 season

First game against a ranked opponent
Oct. 26, 1946 vs. #12 N.C. State - W, 14-6 at Blacksburg

First game between two ranked teams
Nov. 3, 1956 - #15 Virginia Tech vs. #13 Clemson - L, 21-6 at Clemson, S.C.

Highest ranked opponent defeated
#2 Miami on Nov. 1, 2003 - W, 31-7 at Blacksburg

Virginia Tech has faced #1 nine times
Oct. 27, 1979 vs. Alabama - L, 31-7 at Tuscaloosa, Ala.

Oct. 12, 1991 vs. Florida State - L, 33-20 at Orlando, Fla.

Oct. 24, 1992 vs. Miami - L, 43-23 at Blacksburg

Jan. 4, 2000 vs. Florida State - L, 46-29 at New Orleans, La.

Dec. 1, 2001 vs. Miami - L, 26-24 at Blacksburg

Dec. 7, 2002 vs. Miami - L, 56-45 at Miami, Fla.

Aug. 28, 2004 vs. Southern Cal - L, 24-13 at Landover, Md.

Aug. 31, 2013 vs. Alabama - L, 10-35 at Atlanta, Ga.

Sep. 7, 2015 vs. Ohio State - L, 24-42 at Blacksburg

LANE STADIUM RECORDS

TOP PERFORMANCES (1965-2016)

Best Record: 7-0, 1996	Most Touchdown Passes by an Individual: Tech – 5, Jerod Evans vs. Boston College, 2016 Opponent – 4, four times (most recent: Thomas Sirk of Duke, 2015)
Worst Record: 0-3-1, 1969	Most Touchdown Passes by a Team: Tech – 5, two times (most recent: vs. Boston College, 2016) Opponent – 4, six times (most recent: Duke, 2015)
Most Points Scored: Tech – 77 vs. Akron, 1995; Opponent – 49, Houston, 1974	Most Touchdown Receptions by an Individual: Tech – 3, three times (most recent: Bucky Hodges vs. Duke, 2015) Opponent – 3, two times (most recent: Larry Fitzgerald of Pittsburgh, 2002)
Highest Combined Score: 104 pts., 77-27 win against Akron, 1995	Most Field Goals Made by an Individual: Tech – 6, Mickey Thomas vs. Vanderbilt, 1989; Opponent – 5, Rafael Garcia of Virginia, 1994
Lowest Combined Score: 3 pts., 3-0 win against Villanova, 1967	Most Points Kicking by an Individual: Tech – 18, Mickey Thomas vs. Vanderbilt, 1989; Opponent – 18, Rafael Garcia of Virginia, 1994
Longest Run from Scrimmage: Tech – 86 yds., tb J.C. Coleman vs. Duke, 2012; Opponent – 89 yds., rb Wes McFadden of Clemson, 1987	Most Interceptions by an Individual: Tech – 3, eight times (most recent: cb Kendall Fuller vs. Duke, 2013); Opponent – 3, Aaron Beasley of West Virginia, 1994
Longest Pass Completion: Tech – 91 yds., qb Steve Casey to wb Sidney Snell vs. VMI, 1979; Opponent – 97 yards, qb Tim Hasselbeck to wr Dedrick Dewalt, Boston College, 1999	Most Interceptions by a Team: Tech – 6, vs. Rutgers, 1998; Opponent – 5, Virginia, 1992 & 1994
Longest Interception Return: Tech – 98 yds., ilb Jamel Smith vs. Rutgers, 1998; Opponent – 99 yds., db Marcus Mauney of West Virginia, 1974	Most Interception Yardage by an Individual: Tech – 182, fs Ashley Lee vs. Vanderbilt, 1983; Opponent – 99, db Marcus Mauney of West Virginia, 1974
Longest Kickoff Return: Tech – 99 yds., Eddie Hunter vs. South Carolina, 1986; Opponent – 100 yds., Jimmy Stewart of Tulsa, 1976	Most Interception Yardage by a Team: Tech – 182, vs. Vanderbilt, 1983; Opponent – 107, by East Carolina, 1991
Longest Punt Return: Tech – 95 yds., Frank Loria vs. Miami (Fla.), 1967; Opponent – 88 yds., Larry Carter of Kentucky, 1978	Most Punts by an Individual: Tech – 12, two times (most recent: Gene Fisher vs. Miami, 1967); Opponent – 13, three times (most recent: Mike Knoll of Boston College, 2016)
Longest Field Goal: Tech – 61 yds., Wayne Latimer vs. Florida State, 1975; Opponent – 56 yds., Kenny Stadlin of Virginia, 1984	Most Punt Returns by an Individual: Tech – 10, two times (most recent: Bo Campbell vs. Akron, 1989); Opponent – 7, Rahsaan Vanterpool of West Virginia, 1994
Most Yards Rushing by an Individual: Tech – 253, Darren Evans vs. Maryland, 2008; Opponent – 241, Josh Harris of Wake Forest, 2010	Most Punt Returns by a Team: Tech – 10, two times (most recent: vs. Akron, 1989); Opponent – 8, Houston, 1974
Most Yards Rushing by a Team: Tech – 467, vs. William & Mary, 1985; Opponent – 441, Kentucky, 1974	Most Punt Return Yardage by an Individual: Tech – 164, Antonio Freeman vs. Pittsburgh, 1994; Opponent – 127, Larry Carter of Kentucky, 1978
Fewest Yards Rushing by a Team: Tech – minus 1, vs. Syracuse, 1987; Opponent – minus 28, Arkansas St., 1997	Most Punt Return Yardage by a Team: Tech – 164, vs. Pittsburgh, 1994; Opponent – 127, Kentucky, 1978
Most Yards Passing by an Individual: Tech – 527, Don Strock vs. Houston, 1972; Opponent – 498, Scott Milanovich of Maryland, 1993	Most Kickoff Returns by an Individual: Tech – 6, Marcus Mickel vs. Clemson, 1989; Opponent – 6, four times (most recent: Tyrone Walker of Western Michigan, 2004)
Most Yards Passing by a Team: Tech – 527, vs. Houston, 1972; Opponent – 498, Maryland, 1993	Most Kickoff Returns by a Team: Tech – 8, vs. Houston, 1974 and vs. Virginia, 1994; Opponent – 9, George Washington, 1966 and Maryland, 1993
Fewest Yards Passing by a Team: Tech – 11, vs. Richmond, 1975; Opponent – 15, Kentucky, 1974	Most Kickoff Return Yardage by an Individual: Tech – 214, Marcus Mickel vs. Clemson, 1989; Opponent – 142, Phil Mosser of William & Mary, 1971
Most Passing Attempts by an Individual: Tech – 53, Sean Glennon vs. Georgia Tech, 2006 and Don Strock vs. Houston, 1972; Opponent – 54, Dean May of Louisville, 1983	Most Kickoff Return Yardage by a Team: Tech – 245, vs. South Carolina, 1973; Opponent – 189, Rutgers, 1993
Most Passing Attempts by a Team: Tech – 54, vs. Georgia Tech, 2006; Opponent – 57, Appalachian State, 1982 and Maryland, 1993	Most First Downs: Tech – 35, vs. Wake Forest, 2010; Opponent – 34, William & Mary, 1971
Most Pass Completions by an Individual: Tech – 34, Don Strock vs. Houston, 1972; Opponent – 31, Byron Leftwich of Marshall, 2002	Fewest First Downs: Tech – 3, vs. Miami (Fla.), 1967; Opponent – 5, Virginia, 2006 and Ohio, 2007
Most Pass Completions by a Team: Tech – 34, vs. Houston, 1972; Opponent – 36, Marshall, 2002	Most Fumbles: Tech – 11, vs. Tulsa, 1976; Opponent – 8, Richmond, 1975
Most Pass Receptions by an Individual: Tech – 13, Nick Cullen vs. Southern Miss, 1990; Opponent – 13, Ron Sellers of Florida State, 1966 and Andre Callender of Boston College, 2007	Most Fumbles Lost: Tech – 5 vs. Tulsa, 1976; Opponent – 5, two times (most recent: Clemson, 1985)
Most Yards on Pass Receptions by an Individual: Tech – 194, Antonio Freeman vs. Temple, 1993; Opponent – 180, Herman Moore of Virginia, 1990	Most Combined Fumbles: 17, Tech (11) vs. Tulsa (6), 1976
Most Total Offense by an Individual: Tech – 516 yds., Don Strock vs. Houston, 1972; Opponent – 516 yds., Scott Milanovich of Maryland, 1993	Most Combined Fumbles Lost: 10, Tech (5) vs. Tulsa (5), 1976
Most Total Offense by a Team: Tech – 641 yds., vs. Maryland, 1993; Opponent – 649 yds., Maryland, 1993	Most Yards Penalized: Tech – 163 vs. Wake Forest, 1983; Opponent – 160, Miami (Fla.), 1992
Most Combined Total Offense: 1,290 yds., Tech (641 yds.) vs. Maryland (649 yds.), 1993	Largest Crowd: 66,233, 40 times (most recent: vs. North Carolina, 2011)†
Most Touchdowns by a Team: Tech – 11, vs. Akron, 1995; Opponent – 7, Houston, 1974	Smallest Crowd: 10,000, vs. VMI, 1977
Most Points Scored by an Individual: Tech – 26, fb George Constantiniides vs. Richmond, 1967; Opponent – 24, rb Mike Dingle of South Carolina, 1990	<i>†capacity of Lane Stadium was reduced to 65,632 in 2012</i>
Most Rushing Touchdowns by an Individual: Tech – 4, five times (most recent: tb Ryan Williams vs. NC State, 2009); Opponent – 3, three times (most recent: rb Terrell Willis of Rutgers, 1993)	
Most Rushing Touchdowns by a Team: Tech – 8, vs. Akron, 1995; Opponent – 5, Kentucky, 1974	

TECH'S BOWL HISTORY



1947 SUN BOWL

EL PASO, TEXAS (10,000)
JANUARY 1, 1947

CINCINNATI 18
VIRGINIA TECH 6

TEAM STATISTICS

	UC	VT
First Downs	16	13
Rushing Yards	369	34
Passing Yards	94	85
Total Offense	463	119
Passes	5-19-3	4-15-2
Punting Average	19	41
Fumbles	0	0
Penalty Yards	85	29

SCORE BY QUARTER

Cincinnati	0	0	12	6	18
Virginia Tech	0	0	0	6	6

SCORING

CIN (3rd) - Harold Johnson 13 run (kick failed)
CIN (3rd) - Hugo Sabato 1 run (kick failed)
VT (4th) - Ralph Beard 3 run (kick failed)
CIN (4th) - Don McMillan 3 run (kick failed)

GAME SUMMARY

The University of Cincinnati Bearcats scored three second-half touchdowns to defeat Virginia Tech 18-6 at Kidd Field. The game, played in freezing conditions, marked Tech's first bowl appearance and the first bowl game in which a football team from the commonwealth of Virginia had participated. The Hokies trailed 12-0 before scoring their lone touchdown on a 3-yard run by Ralph Beard on fourth-and-goal. A Cincinnati interception, though, set up a 3-yard touchdown run by Don McMillan to put the game away for the Bearcats.



1966 LIBERTY BOWL

MEMPHIS, TENNESSEE (25,012)
DECEMBER 10, 1966

MIAMI 14
VIRGINIA TECH 7

TEAM STATISTICS

	UM	VT
First Downs	11	7
Rushing Yards	55	36
Passing Yards	108	75
Total Offense	163	111
Passes	10-28-0	6-16-1
Punts-Average	8-30.1	11-39.3
Fumbles Lost	1	2
Penalties-Yards	7-80	6-57

SCORE BY QUARTER

Miami	0	0	7	7	14
Virginia Tech	7	0	0	0	7

SCORING

VT (7:34 - 1st) - Francisco 1 run (Utin kick)
UM (4:20 - 3rd) - Mira 7 pass from Miller (Harris kick)
UM (8:05 - 4th) - McGee 1 run (Harris kick)

STATISTICAL LEADERS

Rushing: UM - McGee, 12-36
VT - Francisco, 21-55
Passing: UM - Miller, 9-26-0-99
VT - Stafford, 4-13-1-59
Receiving: UM - Cox, 5-77
VT - Cupp, 1-35

GAME SUMMARY

The Miami Hurricanes, getting its second wind from a third-quarter roughing the kicker penalty, rebounded for two touchdowns in the second half to register a come-from-behind 14-7 win over Virginia Tech at Memorial Stadium. The Hokies took a 7-0 lead on a 2-yard run by Tommy Francisco, but couldn't hold it, squandering two other scoring opportunities in the first half. A third-quarter touchdown pass from Miami quarterback Bill Miller to Joe Mira tied the game and a fourth-quarter touchdown run by Doug McGee turned out to be the game winner.



1968 LIBERTY BOWL

MEMPHIS, TENNESSEE (46,206)
DECEMBER 14, 1968

MISSISSIPPI 34
VIRGINIA TECH 17

TEAM STATISTICS

	UM	VT
First Downs	7	14
Rushes-Yards	46-185	60-330
Passing Yards	141	2
Passes	12-28-1	1-7-2
Punts-Average	5-37.4	7-40.8
Fumbles-Lost	3-2	5-3
Penalties-Yards	4-30	12-120

SCORE BY QUARTER

Virginia Tech	17	0	0	0	17
Mississippi	0	14	7	13	34

SCORING

VT (14:23 - 1st) - Edwards 58 run (Simcsak kick)
VT (12:43 - 1st) - Smoot 7 run (Simcsak kick)
VT (1:49 - 1st) - FG Simcsak 29
UM (14:30 - 2nd) - Shows 21 pass from Manning (Brown kick)
UM (4:28 - 2nd) - Felts 23 pass from Manning (Brown kick)
UM (14:41 - 3rd) - Hindman 79 run (Brown kick)
UM (11:54 - 4th) - Bailey 70 interception return (Brown kick)
UM (9:09 - 4th) - FG Brown 46
UM (0:00 - 4th) - FG Brown 26

STATISTICAL LEADERS

Rushing: Ole Miss - Hindman, 15-121
VT - Edwards, 12-119
Passing: Ole Miss - Manning, 12-28-1-141
VT - Humphries, 1-3-1-2
Receiving: Ole Miss - Shows, 6-70
VT - Crigger, 1-2

GAME SUMMARY

Virginia Tech built a 17-0 first-quarter lead, but Ole Miss quarterback Archie Manning sparked a Rebel comeback, lifting Ole Miss to a 34-17 win at Memorial Stadium. Ken Edwards scored on a 58-yard run for Tech, Terry Smoot added a 7-yard touchdown run, and Jack Simcsak added a 29-yard field goal to give the Hokies the early edge. But Manning threw two touchdown passes in the second quarter and the Rebels outscored the Hokies 20-0 in the second half to notch the win.



1947 SUN BOWL



1981 PEACH BOWL

ATLANTA, GEORGIA (45,384)
JANUARY 2, 1981

MIAMI	20
VIRGINIA TECH	10

TEAM STATISTICS

	UM	VT
First Downs	19	7
Rushes-Yards	40-157	50-180
Passing Yards	179	119
Total Offense	336	299
Passes	11-22-1	9-24-2
Punts-Average	5-37.0	6-38.1
Fumbles-Lost	4-1	3-0
Penalties-Yards	6-66	7-72

SCORE BY QUARTER

Miami	7	7	3	3	20
Virginia Tech	0	3	7	0	10

SCORING

UM (12:37 - 1st) - Brodsky 15 pass from Kelly (Miller kick)
 UM (13:47 - 2nd) - Hobbs 12 run (Miller kick)
 VT (0:29 - 2nd) - FG Laury 42
 VT (8:52 - 3rd) - Lawrence 1 run (Laury kick)
 UM (0:29 - 3rd) - FG Miller 31
 UM (6:27 - 4th) - FG Miller 31

STATISTICAL LEADERS

Rushing: UM - Roan, 16-86
 VT - Lawrence, 27-134
 Passing: UM - Kelly, 11-22-1-179
 VT - Casey, 9-23-1-119
 Receiving: UM - Brodsky, 4-80
 VT - Purdham, 2-56

GAME SUMMARY

Miami jumped out to a 14-0 lead and held on to defeat the Hokies 20-10 at Atlanta-Fulton County Stadium. The Hokies cut a 14-0 deficit to 14-10 on a 1-yard touchdown run by Cyrus Lawrence in the third quarter, but got no closer, as Miami added field goals late in the third quarter and midway through the fourth quarter to seal the game. Lawrence rushed for 134 yards and Ashley Lee had 15 tackles in defeat for Tech.



1984 INDEPENDENCE BOWL

SHREVEPORT, LOUISIANA (41,100)
DECEMBER 15, 1984

VIRGINIA TECH	7
AIR FORCE	23

TEAM STATISTICS

	VT	AF
First Downs	17	15
Rushes-Yards	42-207	55-221
Passing Yards	102	49
Total Offense	309	270
Passes	11-26-2	6-7-0
Punts-Average	4-40.0	6-42.5
Fumbles-Lost	2-2	2-0
Penalties-Yards	11-112	4-30

SCORE BY QUARTER

Virginia Tech	7	0	0	0	7
Air Force	3	7	0	13	23

SCORING

AF (6:05 - 1st) - FG Maetos 35
 VT (1:42 - 1st) - Williams 3 run (Wade kick)
 AF (8:50 - 2nd) - Simmons 3 run (Maetos kick)
 AF (6:00 - 4th) - Brown 2 run (Maetos kick)
 AF (2:08 - 4th) - Weiss 13 run (kick failed)

STATISTICAL LEADERS

Rushing: VT - Hunter, 12-75
 AF - Weiss, 29-93
 Passing: VT - Greenwood, 5-8-0-52
 AF - Weiss, 6-7-0-49
 Receiving: VT - Rider, 4-45
 AF - Simmons, 2-7

GAME SUMMARY

Quarterback Bart Weiss got Air Force's wishbone attack going in the second half and led the Falcons to a 23-7 victory over Virginia Tech at Independence Stadium. Tech took a 7-3 lead in the first quarter on a 10-play, 72-yard drive that ended with a 3-yard touchdown run by Maurice Williams, but the game changed midway through the second quarter when the Falcons forced and recovered a fumble at the Tech 3. Halfback Jody Simmons took a pitchout to the left and put Air Force ahead for good. The turnover was one of four for the Hokies, as Air Force used its ground attack to control the clock. The Falcons rushed for 221 yards.



1986 PEACH BOWL

ATLANTA, GEORGIA (53,668)
DECEMBER 31, 1986

VIRGINIA TECH	25
NC STATE	24

TEAM STATISTICS

	VT	NCSU
First Downs	29	16
Rushes-Yards	60-287	37-132
Passing Yards	200	155
Total Offense	487	287
Passes	20-30-2	12-19-0
Return Yards	14	15
Punts-Average	2-34.0	5-42.0
Fumbles-Lost	1-1	2-2
Penalties-Yards	5-51	3-25

SCORE BY QUARTER

Virginia Tech	10	0	6	9	25
N.C. State	7	14	0	3	24

SCORING

VT (11:04 - 1st) - Hunter 1 run (Kinzer kick)
 NCSU (6:41 - 1st) - Bulluck recover blocked punt in end zone (Cofer kick)
 VT (1:06 - 1st) - FG Kinzer 46
 NCSU (8:55 - 2nd) - Worthen 25 pass from Kramer (Cofer kick)
 NCSU (4:31 - 2nd) - Britt 5 pass from Kramer (Cofer kick)
 VT (0:33 - 3rd) - Williams 1 run (pass failed)
 VT (9:36 - 4th) - Johnson 6 pass from Chapman (run failed)
 NCSU (7:12 - 4th) - FG Cofer 33
 VT (0:00 - 4th) - FG Kinzer 40

STATISTICAL LEADERS

Rushing: VT - Hunter, 22-113
 NCSU - Crite, 14-101
 Passing: VT - Chapman, 20-30-2-200
 NCSU - Kramer, 12-19-0-155
 Receiving: VT - Johnson, 6-54
 NCSU - Worthen, 5-70

GAME SUMMARY

Virginia Tech earned its first bowl victory in dramatic fashion when Chris Kinzer hit a 40-yard field goal as time expired to give the Hokies a 25-24 comeback win over North Carolina State at Atlanta-Fulton County Stadium. The Hokies rallied from a 21-10 deficit, converting two NC State second-half turnovers into touchdowns to take a 22-21 lead. The Wolfpack regained the lead on a field goal by Mike Cofer with 7:12 remaining, but the Hokies drove to the NC State 23 in the final two minutes to set up Kinzer's game winner.



CHRIS KINZER
1986 PEACH BOWL

TECH'S BOWL HISTORY



1993 INDEPENDENCE BOWL

SHREVEPORT, LOUISIANA (33,819)
DECEMBER 31, 1993

VIRGINIA TECH 45
INDIANA 20

TEAM STATISTICS

	VT	IU
First Downs	17	11
Rushes-Yards	48-125	31-20
Passing Yards	193	276
Total Offense	318	296
Passes	20-30-2	12-19-0
Return Yards	71	168
Punts-Average	8-39.1	7-38.4
Fumbles-Lost	2-1	2-2
Penalties-Yards	8-84	7-55

SCORE BY QUARTER

Virginia Tech	7	21	0	17	45
Indiana	7	6	0	7	20

SCORING

IU (05:36 - 1st) - Thomas Lewis 75 pass from John Paci (Bill Manoloulos kick)
 VT (00:09 - 1st) - Dwayne Thomas 13 pass from Maurice DeShazo (Ryan Williams kick)
 VT (11:14 - 2nd) - Joe Swarn 6 rush (Ryan Williams kick)
 IU (08:47 - 2nd) - Bill Manoloulos 26 FG
 IU (05:25 - 2nd) - Bill Manoloulos 40 FG
 VT (00:23 - 2nd) - Lawrence Lewis 20 fumble return (Ryan Williams kick)
 VT (00:00 - 2nd) - Antonio Banks 80 blocked FG return (Ryan Williams kick)
 VT (09:37 - 4th) - Antonio Freeman 42 pass from Maurice DeShazo (Ryan Williams kick)
 VT (09:21 - 4th) - Tommy Edwards 5 rush (Ryan Williams kick)
 VT (06:00 - 4th) - Ryan Williams 42 FG
 IU (04:26 - 4th) - Thomas Lewis 42 pass from Chris Dittoe (Bill Manoloulos kick)

STATISTICAL LEADERS

Rushing: VT - Thomas, 24-65
 IU - Thurman, 1-37
 Passing: VT - DeShazo, 19-33-2-193
 IU - Paci, 10-22-1-171
 Receiving: VT - Freeman, 5-66
 IU - Lewis, 6-177

GAME SUMMARY

Virginia Tech scored two touchdowns in the final 35 seconds of the first half to spark an unforgettable 45-20 victory over Indiana at Independence Stadium. The Hokies' Lawrence Lewis returned a fumble 20 yards for a touchdown to give Tech a 21-13 lead with less than 35 seconds to go in the first half. Indiana got to the Tech 42 on the ensuing possession and lined up to try a field goal, but the Hokies blocked it and Antonio Banks returned it 80 yards for a touchdown. That gave the Hokies a 28-13 halftime lead and they never looked back. Tech quarterback Maurice DeShazo threw two touchdown passes in the win.



1994 GATOR BOWL

GAINESVILLE, FLORIDA (62,000)
DECEMBER 30, 1994

VIRGINIA TECH 23
TENNESSEE 45

TEAM STATISTICS

	VT	UT
First Downs	22	18
Rushes-Yards	43-189	47-245
Passing Yards	237	250
Total Offense	426	495
Passes	23-38-2	16-23-0
Return Yards	128	178
Punts-Average	5-43.4	5-43.6
Fumbles-Lost	5-1	0-0
Penalties-Yards	3-25	7-58

SCORE BY QUARTER

Virginia Tech	0	10	6	7	23
Tennessee	14	21	0	10	45

SCORING

UT (11:41 - 1st) - James Stewart 1 rush (John Becksvoort kick)
 UT (01:08 - 1st) - Marcus Nash 36 pass from Peyton Manning (John Becksvoort kick)
 UT (13:23 - 2nd) - Jay Graham 1 rush (John Becksvoort kick)
 VT (05:17 - 2nd) - Dwayne Thomas 1 rush (Ryan Williams kick)
 UT (03:22 - 2nd) - James Stewart 1 rush (John Becksvoort kick)
 UT (02:13 - 2nd) - Kendrick Jones 19 pass from James Stewart (John Becksvoort kick)
 VT (00:03 - 2nd) - Ryan Williams 28 FG
 VT (07:03 - 3rd) - Maurice DeShazo 7 rush (Ryan Williams kick failed)
 Fourth Quarter
 UT (13:17 - 4th) - James Stewart 5 rush (John Becksvoort kick)
 UT (09:41 - 4th) - John Becksvoort 19 FG
 VT (04:13 - 4th) - Bryan Still 9 pass from Jim Druckenmiller (Ryan Williams kick)

STATISTICAL LEADERS

Rushing: VT - Thomas, 19-102
 UT - Stewart, 22-85
 Passing: VT - DeShazo, 17-30-2-140
 UT - Manning, 12-19-0-189
 Receiving: VT - Still, 5-79
 UT - Kent, 6-116

GAME SUMMARY

Quick-striking Tennessee got off to a big early lead and went on to defeat Virginia Tech 45-23 at Ben Hill Griffin Stadium on the University of Florida campus. Tech backed itself into a corner early, throwing an interception on the game's second play. The Volunteers kept the Hokies there with a variety of big plays that resulted in a 35-10 halftime advantage. Overall, Tennessee had seven plays of 20 or more yards and a total of 495 yards of offense. James Stewart had three rushing touchdowns for the Volunteers, while Peyton Manning threw a touchdown pass. Tech's Dwayne Thomas paced the Hokies with 102 yards rushing and a score.

1995 SUGAR BOWL

LOUISIANA SUPERDOME (70,283)
DECEMBER 31, 1995



VIRGINIA TECH 28
TEXAS 10

TEAM STATISTICS

	VT	UT
First Downs	20	15
Rushes-Yards	32-105	33-78
Passing Yards	266	148
Total Offense	371	226
Passes	18-34-1	14-37-3
Return Yards	142	86
Punts-Average	8-37.4	9-40.0
Fumbles-Lost	4-2	2-1
Penalties-Yards	11-99	9-91

SCORE BY QUARTER

Virginia Tech	0	7	7	14	28
Texas	7	3	0	0	10

SCORING

UT (04:32 - 1st) - Pat Fitzgerald 4 pass from James Brown (Phil Dawson kick)
 UT (13:19 - 2nd) - Phil Dawson 52 FG
 VT (02:34 - 2nd) - Bryan Still 60 punt return (Atle Larsen kick)
 VT (02:32 - 3rd) - Marcus Parker 2 rush (Atle Larsen kick)
 VT (12:28 - 4th) - Bryan Still 54 pass from Jim Druckenmiller (Atle Larsen kick)
 VT (05:06 - 3rd) - Jim Baron 20 fumble return (Atle Larsen kick)

STATISTICAL LEADERS

Rushing: VT - Thomas, 15-62
 UT - Williams, 12-62
 Passing: VT - Druckenmiller, 18-34-1-266
 UT - Brown, 14-36-3-148
 Receiving: VT - Still, 6-119
 UT - Adams, 6-92

GAME SUMMARY

Virginia Tech scored one of the most stirring victories in the university's athletics history when it came from behind to defeat Texas 28-10 at the Superdome. Tech spotted the favored Longhorns a 10-0 lead and then race back behind the play of flanker Bryan Still, who returned a punt 60 yards for a Tech touchdown with 2:34 left in the first half, caught a 27-yard pass from quarterback Jim Druckenmiller at the Texas 2-yard line to set up a touchdown run by Marcus Parker that put the Hokies ahead 14-10, and got behind the Texas defenders to haul in a 54-yard touchdown pass from Druckenmiller. That play spelled doom for the Longhorns and helped earn Still the game's MVP award.



1996 ORANGE BOWL

MIAMI, FLORIDA (51,212)
DECEMBER 31, 1996

VIRGINIA TECH 21
NEBRASKA 41

TEAM STATISTICS	VT	NEB
First Downs	22	25
Rushes-Yards	39-193	49-279
Passing Yards	214	136
Total Offense	407	415
Passes	16-33-0	11-22-0
Return Yards	142	86
Punts-Average	5-34.2	2-44.5
Fumbles-Lost	1-1	1-0
Penalties-Yards	5-89	3-16

SCORE BY QUARTER

Virginia Tech	7	7	7	0	21
Nebraska	0	17	14	10	41

SCORING

VT (03:14 - 1st) - Marcus Parker 19 pass from Jim Druckenmiller (Shayne Graham kick)
 NEB (13:25 - 2nd) - Kris Brown 25 FG
 NEB (09:14 - 2nd) - Scott Frost 5 rush (Kris Brown kick)
 NEB (03:36 - 2nd) - Jason Peter 31 fumble return (Kris Brown kick)
 VT (00:19 - 2nd) - Shawn Scales 6 pass from Jim Druckenmiller (Shayne Graham kick)
 NEB (09:54 - 3rd) - Damon Benning 33 rush (Kris Brown kick)
 VT (04:58 - 3rd) - Cornelius White 33 pass from Jim Druckenmiller (Shayne Graham kick)
 NEB (00:20 - 3rd) - Damon Benning 6 rush (Kris Brown kick)
 NEB (07:52 - 4th) - Kris Brown 37 FG
 NEB (03:26 - 4th) - Scott Frost 22 rush (Kris Brown kick)

STATISTICAL LEADERS

Rushing: VT - Oxendine, 20-150
 NEB - Benning, 15-95
 Passing: VT - Druckenmiller, 16-33-0-214
 NEB - Frost, 11-22-0-136
 Receiving: VT - Jennings, 4-58
 NEB - Wiggins, 3-36

GAME SUMMARY

Virginia Tech's second venture into Bowl Alliance territory wasn't as successful as the first, as the Hokies fell 41-21 to power-packed Nebraska at Pro Player Stadium. Nebraska out-gained Tech by just seven yards, 415 to 408, and managed to lead by only three points with less than one minute remaining in the third quarter. In the end, it was the Nebraska depth that wore down the Hokies. Tech quarterback Jim Druckenmiller threw three touchdown passes and Ken Oxendine rushed for 150 yards on 20 carries in the loss.



1998 GATOR BOWL

JACKSONVILLE, FLORIDA (54,116)
JANUARY 1, 1998

NORTH CAROLINA 42
VIRGINIA TECH 3

TEAM STATISTICS	UNC	VT
First Downs	18	14
Rushes-Yards	37-109	40-95
Passing Yards	318	90
Total Offense	427	185
Passes	18-29-0	13-25-0
Return Yards	142	86
Punts-Average	3-40.3	6-30.8
Fumbles-Lost	0-0	6-3
Penalties-Yards	7-76	2-20

SCORE BY QUARTER

North Carolina	16	6	6	14	42
Virginia Tech	0	0	3	0	3

SCORING

UNC (09:15 - 1st) - McGee 29 FG
 UNC (06:07 - 1st) - Barnes 62 pass from Keldorf (McGee kick)
 UNC (01:03 - 1st) - Bly 6 punt return (McGee kick failed)
 UNC (14:53 - 2nd) - G. Ellis 0 fumble return (Keldorf pass failed)
 UNC (09:43 - 3rd) - Linton 1 rush (McGee kick failed)
 VT (04:37 - 3rd) - Shayne Graham 40 FG
 UNC (14:55 - 4th) - Barnes 14 pass from Keldorf (McGee kick)
 UNC (05:01 - 4th) - Carrick 4 pass from Keldorf (McGee kick)

STATISTICAL LEADERS

Rushing: UNC - Linton, 20-68
 VT - Oxendine, 10-39
 Passing: UNC - Keldorf, 17-28-0-290
 VT - Clark, 9-17-0-66
 Receiving: UNC - Linton, 6-81
 VT - Harrison, 4-21

GAME SUMMARY

Highly rated North Carolina outplayed Virginia Tech in every phase of the game to score a 42-3 victory at Alltel Stadium. The Tar Heels threw for 318 yards and ground out 124 more yards on the ground. Tech, meanwhile, was held to 185 yards, its lowest total of the season. The Hokies never could get their offense on track, losing three of their six fumbles. Tech's only points came on a 40-yard field goal by Shayne Graham late in the third quarter.



1998 MUSIC CITY BOWL

NASHVILLE, TENNESSEE (41,600)
DECEMBER 29, 1998

VIRGINIA TECH 38
ALABAMA 7

TEAM STATISTICS	VT	UA
First Downs	14	15
Rushes-Yards	43-207	32-50
Passing Yards	71	224
Total Offense	278	274
Passes	7-14-1	19-35-3
Return Yards	122	70
Punts-Average	3-41.0	6-29.0
Fumbles-Lost	0-0	2-1
Penalties-Yards	5-31	10-94

SCORE BY QUARTER

Virginia Tech	7	3	14	14	38
Alabama	0	7	0	0	7

SCORING

VT (12:25 - 1st) - Al Clark 43 rush (Shayne Graham kick)
 UA (09:13 - 2nd) - Michael Vaughn 5 pass from Andrew Zow (Ryan Pflugner kick)
 VT (06:41 - 2nd) - Shayne Graham 44 FG
 VT (08:16 - 3rd) - Lamont Pegues 1 rush (Shayne Graham kick)
 VT (05:08 3rd) - Shyrone Stith 4 rush (Shayne Graham kick)
 VT (13:31 - 4th) - Lamont Pegues 1 rush (Shayne Graham kick)
 VT (07:33 - 4th) - Anthony Midget 27 interception return (Shayne Graham kick)

STATISTICAL LEADERS

Rushing: VT - Stith, 10-71
 UA - Alexander, 21-55
 Passing: VT - Clark, 7-14-1-71
 UA - Zow, 19-35-3-224
 Receiving: VT - Harrison, 2-11
 UA - Alexander, 8-87

GAME SUMMARY

A sellout crowd of 41,600 who braved a freezing rain and a wind chill that dipped to 14 degrees watched as Virginia Tech beat Alabama 38-7 in the inaugural Music City Bowl at Vanderbilt Stadium. Quarterback Al Clark got Tech off to a quick start with a 43-yard touchdown run on the fourth play of the game. In the second half, Corey Moore forced an interception that led to a 1-yard touchdown run by Lamont Pegues and then he blocked a punt that set up a 4-yard touchdown by Shyrone Stith. Anthony Midget's interception return for a touchdown sealed the Hokies' first win over the Tide.

TECH'S BOWL HISTORY



2000 SUGAR BOWL

NEW ORLEANS, LOUISIANA (79,280)
JANUARY 4, 2000

VIRGINIA TECH 29
FLORIDA STATE 46

TEAM STATISTICS	VT	FSU
First Downs	24	15
Rushes-Yards	52-278	23-30
Passing Yards	225	329
Total Offense	503	359
Passes	15-29-0	20-34-1
Return Yards	222	157
Punts-Average	6-29.3	7-44.3
Fumbles-Lost	3-3	2-0
Penalties-Yards	6-65	7-59

SCORE BY QUARTER

Virginia Tech	7	7	15	0	29
Florida State	14	14	0	18	46

SCORING

FSU (03:22 - 1st) - P. Warrick 64 pass from C. Weinke (S. Janikowski kick)
 FSU (02:14 - 1st) - J. Chaney 6 blocked punt return (S. Janikowski kick)
 VT (00:30 - 1st) - Andre Davis 49 pass from Michael Vick (Shayne Graham kick)
 FSU (13:45 - 2nd) - R. Dugans 63 pass from C. Weinke (S. Janikowski kick)
 FSU (11:40 - 2nd) - P. Warrick 59 punt return (S. Janikowski kick)
 VT (00:37 - 2nd) - Michael Vick 3 rush (Shayne Graham kick)
 VT (07:54 - 3rd) - Shayne Graham 23 FG
 VT (05:57 - 3rd) - Andre Kendrick 29 rush (Michael Vick pass failed)
 VT (02:13 - 3rd) - Andre Kendrick 6 rush (Michael Vick pass failed)
 FSU (12:59 - 4th) - R. Dugans 14 pass from C. Weinke (P. Warrick pass)
 FSU (10:26 - 4th) - S. Janikowski 32 FG
 FSU (07:42 - 4th) - P. Warrick 43 pass from C. Weinke (S. Janikowski kick)

STATISTICAL LEADERS

Rushing: VT - Vick, 23-97
 FSU - Chaney, 4-43
 Passing: VT - Vick, 15-29-0-225
 FSU - Weinke, 20-34-1-329
 Receiving: VT - Davis, 7-108
 FSU - Warrick, 6-163

GAME SUMMARY

In a breathtaking game, Tech rallied from a 21-point first-half deficit to take the lead from Florida State going into the fourth quarter. But the Hokies simply couldn't overcome their mistakes nor the big plays of the Seminoles, and as a result, FSU walked off the field with a 46-29 Sugar Bowl victory and the national title at the Superdome. The Hokies trailed 28-7, but took a 29-28 lead on Michael Vick's 3-yard touchdown run with 37 seconds left in the third. The Seminoles scored two touchdowns in the fourth quarter, though, to pull away. Vick finished with 323 of the Hokies' 503 yards of total offense.



2001 GATOR BOWL

JACKSONVILLE, FLORIDA (68,741)
JANUARY 1, 2001

CLEMSON 20
VIRGINIA TECH 41

TEAM STATISTICS	CU	VT
First Downs	21	19
Rushes-Yards	35-88	47-211
Passing Yards	243	205
Total Offense	331	416
Passes	21-44-2	10-18-1
Return Yards	94	127
Punts-Average	5-38.4	2-32.0
Fumbles-Lost	2-0	2-2
Penalties-Yards	7-50	2-20

SCORE BY QUARTER

Clemson	0	10	3	7	20
Virginia Tech	14	7	13	7	41

SCORING

VT (13:23 - 1st) - Jarrett Ferguson 23 pass from Michael Vick (Carter Warley kick)
 VT (01:08 - 1st) - Michael Vick 6 rush (Carter Warley kick)
 CU (13:34 - 2nd) - Travis Zachery 23 pass from Woodrow Dantzler (Aaron Hunt kick)
 CU (05:45 - 2nd) - Aaron Hunt 28 FG
 VT (02:26 - 2nd) - Lee Suggs 3 rush (Carter Warley kick)
 VT (12:19 - 3rd) - Lee Suggs 1 rush (Carter Warley kick failed)
 CU (07:19 - 3rd) - Aaron Hunt 26 FG
 VT (05:14 - 3rd) - Jarrett Ferguson 5 rush (Carter Warley kick)
 CU (07:19 - 4th) - Rod Gardner 14 pass from Willie Simmons (Aaron Hunt kick)
 VT (03:41 - 4th) - Lee Suggs 5 rush (Carter Warley kick)

STATISTICAL LEADERS

Rushing: CU - Dantzler, 18-81
 VT - Suggs, 20-73
 Passing: CU - Dantzler, 15-32-1-180
 VT - Vick, 10-18-1-205
 Receiving: CU - Gardner, 7-94
 VT - Wynn, 2-27

GAME SUMMARY

Thanks to big plays from a Michael Vick-led offense and a strong defensive performance, Virginia Tech rolled past Clemson 41-20 at Alltel Stadium. Vick threw a touchdown pass and ran for a score and Lee Suggs scored three touchdowns to lead the way. Defensively, the Hokies held Clemson to just 88 yards rushing and recorded six sacks and two interceptions in a dominating performance.



2002 GATOR BOWL

JACKSONVILLE, FLORIDA
JANUARY 1, 2002

VIRGINIA TECH 17
FLORIDA STATE 30

TEAM STATISTICS	VT	FSU
First Downs	16	19
Rushes-Yards	40-43	39-104
Passing Yards	269	326
Total Offense	312	430
Passes	15-29-2	12-25-1
Return Yards	150	71
Punts-Average	7-29.9	4-40.5
Fumbles-Lost	2-1	1-1
Penalties-Yards	4-30	4-25

SCORE BY QUARTER

Virginia Tech	3	0	14	0	17
Florida State	0	10	3	17	30

SCORING

VT (10:56 - 1st) - Carter Warley 36 FG
 FSU (06:32 - 2nd) - Chris Rix 1 rush (Xavier Beitia kick)
 FSU (01:26 - 2nd) - Xavier Beitia 50 FG
 VT (10:02 - 3rd) - Kevin Jones 5 rush (Carter Warley kick)
 FSU (01:42 - 3rd) - Xavier Beitia 47 FG
 VT (00:40 - 3rd) - Andre Davis 55 pass from Grant Noel (Carter Warley kick)
 FSU (14:48 - 4th) - Javon Walker 77 pass from Chris Rix (Xavier Beitia kick)
 FSU (10:13 - 4th) - Xavier Beitia 35 FG
 FSU (02:14 - 4th) - Javon Walker 23 pass from Chris Rix (Xavier Beitia kick) 3:08

STATISTICAL LEADERS

Rushing: VT - Jones, 23-55
 FSU - Jones, 23-120
 Passing: VT - Noel, 15-27-0-269
 FSU - Rix, 12-25-1-326
 Receiving: VT - Davis, 5-158
 FSU - Walker, 4-195

GAME SUMMARY

Despite 158 yards receiving from André Davis in the final game of his career, Virginia Tech couldn't hold off the big-play capabilities of Florida State, falling to the Seminoles 30-17 at Alltel Stadium. A 55-yard touchdown pass from Tech quarterback Grant Noel to Davis with 40 seconds left in the third quarter gave the Hokies a 17-13 lead. The Seminoles, though, scored on passing plays of 77 and 23 yards in the fourth quarter to pull away. Noel threw for 269 yards in the loss.

2002 SAN FRANCISCO BOWL



SAN FRANCISCO, CALIFORNIA (25,966)
DECEMBER 31, 2002

AIR FORCE 13
VIRGINIA TECH 20

TEAM STATISTICS	AF	VT
First Downs	17	21
Rushes-yds.	53-227	40-101
Passing yds.	91	177
Total off.	318	278
Passes	4-19-2	18-23-0
Return yds.	82	82
Punts-avg.	3-30.7	3-40.0
Fumbles-lost	1-0	2-1
Penalties-yds.	7-73	3-25

SCORE BY QUARTER

Air Force	10	0	0	3	13
Virginia Tech	7	3	7	3	20

SCORING

AF (12:00 re 1st) - Matt Ward 15 rush (Joey Ashcroft kick)
 AF (07:36 re 1st) - Joey Ashcroft 45 FG
 VT (02:26 re 1st) - Lee Suggs 16 rush (Carter Warley kick)
 VT (00:33 re 2nd) - Carter Warley 23 FG
 VT (04:55 re 3rd) - Lee Suggs 1 rush (Carter Warley kick)
 AF (09:58 re 4th) - Joey Ashcroft 21 FG
 VT (04:11 re 4th) - Carter Warley 37 FG

STATISTICAL LEADERS

Rushing: AF - Butler, 17-75
 VT - Suggs, 19-70
 Passing: AF - Harridge, 4-19-2-91
 VT - Randall, 18-23-0-177
 Receiving: AF - Park, 1-47
 VT - Wilford, 5-50

GAME SUMMARY

The Virginia Tech Hokies rallied from a 10-point deficit to take the lead in the second half and Ronyell Whitaker made a big defensive play in the waning seconds as the Hokies rang in the New Year with a 20-13 win over Air Force in the inaugural Diamond Walnut San Francisco Bowl at Pac Bell Park, home of Major League Baseball's San Francisco Giants. Whitaker knocked away a certain touchdown pass to preserve the Hokies' win. Lee Suggs led Tech's offense with two touchdown runs.

2003 INSIGHT BOWL



PHOENIX, ARIZONA (42,364)
DECEMBER 26, 2003

CALIFORNIA 52
VIRGINIA TECH 49

TEAM STATISTICS	CAL	VT
First Downs	27	27
Rushes-Yards	41-136	26-153
Passing Yards	394	398
Total Offense	530	551
Passes	27-35-0	24-34-0
Return Yards	85	209
Punts-Average	4-39.8	2-41.0
Fumbles-Lost	1-0	0-0
Penalties-Yards	4-25	6-40

SCORE BY QUARTER

California	7	14	21	10	52
Virginia Tech	21	7	0	21	49

SCORING

CAL (09:56 - 1st) - A. Rodgers 1 rush (T. Fredrickson kick)
 VT (07:18 - 1st) - Bryan Randall 2 rush (Carter Warley kick)
 VT (02:44 - 1st) - Keith Willis 3 pass from Bryan Randall (Carter Warley kick)
 VT (00:50 - 1st) - Marcus Vick 36 pass from Bryan Randall (Carter Warley kick)
 CAL (09:10 - 2nd) - C. Lyman 33 pass from Rodgers (Fredrickson kick)
 VT (05:16 - 2nd) - Kevin Jones 11 rush (Carter Warley kick)
 CAL (00:30 - 2nd) - JJ Arrington 13 pass from Rodgers (Fredrickson kick)
 CAL (10:16 - 3rd) - C. Manderino 3 rush (Fredrickson kick)
 CAL (05:59 - 3rd) - A. Echemandu 9 rush (Fredrickson kick)
 CAL (00:48 - 3rd) - Rodgers 8 rush (Fredrickson kick)
 VT (13:35 - 4th) - Keith Willis 22 pass from Bryan Randall (Brandon Pace kick)
 CAL (06:26 - 4th) - V. Strang 13 rush (Fredrickson kick)
 VT (04:28 - 4th) - Chris Shreve 28 pass from Bryan Randall (Brandon Pace kick)
 VT (03:11 - 4th) - DeAngelo Hall 52 punt return (Brandon Pace kick)
 CAL (00:00 - 4th) - Fredrickson 35 FG

STATISTICAL LEADERS

Rushing: Cal - Arrington, 11-37
 VT - Jones, 16-153
 Passing: Cal - Rodgers, 27-35-0-394
 VT - Randall, 24-34-0-398
 Receiving: Cal - Toler, 6-84
 VT - Wilford, 8-110

GAME SUMMARY

Cal kicker Tyler Fredrickson, who came into the game having made just 14 of 29 field-goal attempts all season, drilled a 35-yarder at the final horn to lift California past the Hokies 52-49 at Bank One Ballpark, home of Major League Baseball's Arizona Diamondbacks. Tech quarterback Bryan Randall threw for 398 yards and four touchdowns and DeAngelo Hall returned a punt for a touchdown, but the Hokies allowed 530 yards of offense and couldn't stop the Bears on their final drive.

2005 SUGAR BOWL



NEW ORLEANS, LOUISIANA (77,349)
JANUARY 3, 2005

VIRGINIA TECH 13
AUBURN 16

TEAM STATISTICS	VT	AU
First Downs	19	14
Rushes-Yards	22-76	43-110
Passing Yards	299	189
Total Offense	375	299
Passes	21-38-2	11-16-1
Return Yards	71	75
Punts-Average	5-35.2	4-43.0
Fumbles-Lost	0-0	1-1
Penalties-Yards	7-57	4-35

SCORE BY QUARTER

Virginia Tech	0	0	0	13	13
Auburn	6	3	7	0	16

SCORING

AU (08:44 - 1st) - John Vaughn 23 FG
 AU (01:10 - 1st) - John Vaughn 19 FG
 AU (01:50 - 2nd) - John Vaughn 24 FG
 AU (10:39 - 3rd) - D. Aromashodu 5 pass from Jason Campbell (John Vaughn kick)
 VT (06:58 - 4th) - Josh Morgan 29 pass from Bryan Randall (Bryan Randall pass failed)
 VT (02:01 - 4th) - Josh Morgan 80 pass from Bryan Randall (Brandon Pace kick)

STATISTICAL LEADERS

Rushing: VT - Randall, 9-45
 AU - Brown, 14-68
 Passing: VT - Randall, 21-38-2-299
 AU - Campbell, 11-16-1-189
 Receiving: VT - Hyman, 5-71
 AU - Taylor, 5-87

GAME SUMMARY

The Virginia Tech Hokies took the Auburn Tigers to the final two minutes of the game, but could not pull off the upset, falling to the Tigers 16-13 at the Superdome. Trailing 16-6 with 2:13 showing on the clock, Tech cut into the lead when quarterback Bryan Randall hit Josh Morgan for an 80-yard touchdown strike to bring Tech within three points with 2:01 remaining. Auburn, though, recovered Tech's onsidest kick and ran out the clock to register the win. Randall accounted for 344 yards of offense in the loss.

TECH'S BOWL HISTORY



2006 GATOR BOWL

JACKSONVILLE, FLORIDA (63,780)
JANUARY 2, 2006

LOUISVILLE 24
VIRGINIA TECH 35

TEAM STATISTICS	LOU	VT
First Downs	20	21
Rushes-Yards	30-127	48-187
Passing Yards	216	203
Total Offense	343	390
Passes	15-37-3	11-21-0
Return Yards	158	170
Punts-Average	4-46.3	6-50.0
Fumbles-Lost	1-1	2-0
Penalties-Yards	5-49	7-93

SCORE BY QUARTER

Louisville	14	3	0	7	24
Virginia Tech	3	7	3	22	35

SCORING

LOU (10:57 - 1st) - Mario Urrutia 11 pass from H. Cantwell (Art Carmody kick)
 VT (06:04 - 1st) - Brandon Pace 36 FG
 LOU (02:53 - 1st) - Joshua Tinch 39 pass from Cantwell (Carmody kick)
 VT (05:06 - 2nd) - Justin Harper 33 pass from Marcus Vick (Brandon Pace kick)
 LOU (02:32 - 2nd) - Carmody 35 FG
 VT (03:12 - 3rd) - Brandon Pace 28 FG
 LOU (13:37 - 4th) - Gary Barnidge 29 pass from Cantwell (Carmody kick)
 VT (13:04 - 4th) - Cedric Humes 24 rush (Josh Morgan pass)
 VT (06:09 - 4th) - Jeff King 5 pass from Marcus Vick (Brandon Pace kick)
 VT (05:04 - 4th) - James Anderson 39 interception return (Brandon Pace kick)

STATISTICAL LEADERS

Rushing: LOU - Bush, 16-94
 VT - Humes, 22-113
 Passing: LOU - Cantwell, 15-37-3-216
 VT - Vick, 11-21-0-203
 Receiving: LOU - Urrutia, 6-95
 VT - King, 3-27

GAME SUMMARY

The Virginia Tech Hokies twice rallied from 11-point deficits and scored 22 unanswered points in the fourth quarter to knock off Louisville 35-24 at Alltel Stadium. Tech trailed 24-13 in the fourth quarter, but a Cedric Humes touchdown run and a two-point conversion cut the deficit to 24-21. Then following a Louisville turnover, Tech's Marcus Vick threw a touchdown pass to Jeff King that enabled the Hokies to take the lead. James Anderson's interception return for a score sealed the win for Tech. Humes rushed for 113 yards and the touchdown in the win.



2006 CHICK-FIL-A BOWL

ATLANTA, GEORGIA (75,406)
DECEMBER 30, 2006

GEORGIA 31
VIRGINIA TECH 24

TEAM STATISTICS	UGA	VT
First Downs	9	9
Rushes-Yards	31-71	26-42
Passing Yards	129	147
Total Offense	200	189
Passes	9-21-1	14-27-3
Return Yards	125	158
Punts-Average	7-37.7	4-48.8
Fumbles-Lost	1-0	1-1
Penalties-Yards	4-31	8-78

SCORE BY QUARTER

Georgia	3	0	10	18	31
Virginia Tech	0	21	0	3	24

SCORING

UGA (10:49 - 1st) - Brandon Coutu 39 FG
 VT (14:07 - 2nd) - Branden Ore 1 rush (Brandon Pace kick)
 VT (06:45 - 2nd) - Branden Ore 1 rush (Brandon Pace kick)
 VT (04:36 - 2nd) - Sam Wheeler 53 pass from Eddie Royal (Brandon Pace kick)
 UGA (06:10 - 3rd) - Brandon Coutu 51 FG
 UGA (01:52 - 3rd) - Martrez Milner 6 pass from M. Stafford (Brandon Coutu kick)
 UGA (12:39 - 4th) - Kregg Lumpkin 3 rush (Martrez Milner pass)
 UGA (10:42 - 4th) - Brandon Coutu 28 FG
 UGA (07:30 - 4th) - B. Southerland 1 rush (Brandon Coutu kick)
 VT (03:41 - 4th) - Brandon Pace 28 FG

STATISTICAL LEADERS

Rushing: UGA - Lumpkin, 12-39
 VT - Ore, 20-42
 Passing: UGA - Stafford, 9-21-1-129
 VT - Glennon, 13-26-3-94
 Receiving: UGA - Milner, 3-49
 VT - Ore, 4-11

GAME SUMMARY

Virginia Tech jumped out to a 21-3 halftime lead, but the Hokies' second-half turnovers proved costly, as Georgia scored 28 unanswered points in the final 30 minutes to knock off Tech 31-24 at the Georgia Dome. The Hokies jumped out to the 18-point halftime lead thanks to two 1-yard touchdown runs by tailback Branden Ore and a 53-yard pass from receiver Eddie Royal to tight end Sam Wheeler on a trick play. But Tech turned the ball over four times in the second half and three of those turnovers led to 18 Georgia points. The Hokies finished with just 189 yards of offense.



2008 ORANGE BOWL

MIAMI GARDENS, FLORIDA (74,111)
JANUARY 3, 2008

KANSAS 24
VIRGINIA TECH 21

TEAM STATISTICS	KU	VT
First Downs	19	20
Rushes-Yards	36-95	42-135
Passing Yards	249	171
Total Offense	344	306
Passes	21-38-1	14-31-3
Return Yards	160	222
Punts-Average	5-50.0	5-38.6
Fumbles-Lost	1-0	0-0
Penalties-Yards	5-70	4-27

SCORE BY QUARTER

Kansas	7	10	0	7	24
Virginia Tech	0	7	7	7	21

SCORING

KU (05:15 - 1st) - Talib, Aqib 60 interception return (Webb, Scott kick)
 KU (12:00 - 2nd) - Webb, Scott 32 FG
 KU (07:03 - 2nd) - Henry, Marcus 13 pass from Reesing, Todd (Webb, Scott kick)
 VT (01:24 - 2nd) - Branden Ore 1 rush (Jud Dunlevy kick)
 VT (11:35 - 3rd) - Justin Harper 84 punt return (Jud Dunlevy kick)
 KU (10:57 - 4th) - Reesing, Todd 2 rush (Webb, Scott kick)
 VT (03:00 - 4th) - Justin Harper 20 pass from Sean Glennon (Jud Dunlevy kick)

STATISTICAL LEADERS

Rushing: KU - McAnderson, 15-75
 VT - Ore, 23-116
 Passing: KU - Reesing, 20-37-1-227
 VT - Glennon, 13-28-2-160
 Receiving: KU - Fields, 7-101
 VT - Harper, 4-64

GAME SUMMARY

The Virginia Tech Hokies trimmed a 17-point first-half deficit to three points in the second half, but couldn't quite get over the hump, falling to the Kansas Jayhawks 24-21 at Dolphin Stadium. Tech turned the ball over three times and those three turnovers led to 17 Kansas points. The Hokies also had a field goal blocked, allowed a first down on a fake punt that ultimately led to a score, and gave up five sacks. Justin Harper paced Tech with a touchdown reception and a punt return for a touchdown in the loss.



2009 ORANGE BOWL

MIAMI GARDENS, FLORIDA (73,602)
JANUARY 1, 2009

CINCINNATI 7
VIRGINIA TECH 20

TEAM STATISTICS

	CIN	VT
First Downs	14	23
Rushes-Yards	21-71	55-258
Passing Yards	239	140
Total Offense	310	398
Passes	16-33-4	13-23-1
Return Yards	128	38
Punts-Average	4-45.8	5-38.0
Fumbles-Lost	2-0	3-0
Penalties-Yards	3-30	3-17

SCORE BY QUARTER

Cincinnati	7	0	0	0	7
Virginia Tech	0	10	3	7	20

SCORING

CIN (13:08 - 1st) - Mardy Gilyard 15 pass from Tony Pike (Jake Rogers kick)
VT (13:00 - 2nd) - Tyrod Taylor 17 rush (Dustin Keys kick)
VT (00:00 - 2nd) - Dustin Keys 43 FG
VT (08:32 - 3rd) - Dustin Keys 35 FG
VT (11:29 - 4th) - Darren Evans 6 rush (Dustin Keys kick)

STATISTICAL LEADERS

Rushing: CIN - Ramsey, 4-34
VT - Evans, 28-153
Passing: CIN - Pike, 16-33-4-239
VT - Taylor, 13-22-1-140
Receiving: CIN - Gilyard, 7-158
VT - Coale, 3-52

GAME SUMMARY

Virginia Tech got a 100-yard rushing performance from Darren Evans and Tech's defense intercepted four passes, as the Hokies shook off an early Cincinnati touchdown and dominated the Bearcats the rest of the way en route to a 20-7 victory at Dolphin Stadium. The Hokies gave up an early score, but didn't allow another point. Evans ground out 153 yards on 28 carries for his fourth 100-yard rushing performance of the year. His 6-yard touchdown run with 11:29 to go iced the game for the Hokies.



2009 CHICK-FIL-A BOWL

ATLANTA, GEORGIA (73,777)
DECEMBER 31, 2009

VIRGINIA TECH 37
TENNESSEE 14

TEAM STATISTICS

	VT	TENN
First Downs	19	14
Rushes-Yards	48-229	31-5
Passing Yards	209	235
Total Offense	438	240
Passes	10-17-1	15-26-1
Return Yards	108	163
Punts-Average	3-41.7	6-42.7
Fumbles-Lost	0-0	2-1
Penalties-Yards	5-30	4-28

SCORE BY QUARTER

Virginia Tech	7	10	7	13	37
Tennessee	0	14	0	0	14

SCORING

VT (06:56 - 1st) - Ryan Williams 1 rush (Matt Waldron kick)
VT (11:56 - 2nd) - Ryan Williams 3 rush (Matt Waldron kick)
UT (06:43 - 2nd) - M. Hardesty 4 rush (Devin Mathis kick)
UT (00:18 - 2nd) - Denarius Moore 2 pass from J. Crompton (Devin Mathis kick)
VT (00:00 - 2nd) - Matt Waldron 21 FG
VT (08:42 - 3rd) - Tyrod Taylor 1 rush (Matt Waldron kick)
VT (13:33 - 4th) - Matt Waldron 46 FG
VT (05:14 - 4th) - David Wilson 3 rush (Matt Waldron kick)
VT (02:38 - 4th) - Matt Waldron 22 FG

STATISTICAL LEADERS

Rushing: VT - Williams, 25-117
UT - Hardesty, 18-39
Passing: VT - Taylor, 10-17-1-209
UT - Crompton, 15-26-1-235
Receiving: VT - Boykin, 4-120
UT - Jones, 5-70

GAME SUMMARY

The Hokies dominated the final 30 minutes by using Ryan Williams' rushing and yet another powerful second-half defensive performance to roll past Tennessee 37-14 at the Georgia Dome. Tech's defense did not allow a point in the second half for the fifth straight game and allowed just 112 yards of offense in the final 30 minutes - 43 of that coming in Vols' final drive with the outcome well in hand. The defense also recorded six sacks. Williams rushed for 117 yards and two touchdowns, breaking Tech's single-season rushing record of 1,647 yards set by former tailback Kevin Jones in 2003. Williams finished the season with 1,655 yards.



2011 ORANGE BOWL

MIAMI GARDENS, FLORIDA (65,453)
January 3, 2011

STANFORD 40
VIRGINIA TECH 12

TEAM STATISTICS

	STAN	VT
First Downs	19	16
Rushes-Yards	31-247	34-66
Passing Yards	287	222
Total Offense	534	288
Passes	18-23-1	16-33-1
Return Yards	103	118
Punts-Average	3-46.0	8-43.5
Fumbles-Lost	2-1	0-0
Penalties-Yards	6-49	4-28

SCORE BY QUARTER

Stanford	7	6	13	14	40
Virginia Tech	2	10	0	0	12

SCORING

STAN (06:16 - 1st) - J. Stewart 60 rush (N. Whitaker kick)
VT (00:59 - 1st) - Team Safety
VT (10:22 - 2nd) - David Wilson 11 pass from Tyrod Taylor (Chris Hazley kick)
STAN (06:32 - 2nd) - Z. Ertz 25 pass from A. Luck (N. Whitaker kick failed)
VT (00:03 - 2nd) - Chris Hazley 37 FG
STAN (08:47 - 3rd) - O. Marecic 1 rush (N. Whitaker kick failed)
STAN (05:49 - 3rd) - C. Fleener 41 pass from A. Luck (N. Whitaker kick)
STAN (12:28 - 4th) - C. Fleener 58 pass from A. Luck, (N. Whitaker kick)
STAN (06:05 - 4th) - C. Fleener 38 pass from A. Luck (N. Whitaker kick)

STATISTICAL LEADERS

Rushing: STAN - Taylor, 13-114
VT - Evans, 12-37
Passing: STAN - Luck, 18-23-1-287
VT - Taylor, 16-31-1-222
Receiving: STAN - Fleener, 6-173
VT - Coale, 7-92

GAME SUMMARY

Stanford scored touchdowns on its first four possessions of the second half to break open a close game and down the Hokies 40-12 at Sun Life Stadium. The Cardinal finished with 534 yards of total offense. Tech's lone touchdown came on an 11-yard pass from Tyrod Taylor to David Wilson. Taylor paced the Hokies with 222 yards passing, but was sacked eight times.

TECH'S BOWL HISTORY



2012 SUGAR BOWL

NEW ORLEANS, LOUISIANA (64,512)
JANUARY 3, 2012

MICHIGAN 23 (OT)
VIRGINIA TECH 20

TEAM STATISTICS	MICH	VT
First Downs	12	22
Rushes-Yards	30-56	48-163
Passing Yards	128	214
Total Offense	184	377
Passes	10-22-1	19-28-1
Return Yards	60	115
Punts-Average	5-36.2	1-36.0
Fumbles-Lost	2-0	1-1
Penalties-Yards	4-26	7-68

SCORE BY QUARTER

Michigan	0	10	7	3	3	23
Virginia Tech	3	3	3	11	0	20

SCORING

VT (07:04 - 1st) - Justin Myer 37 FG
VT (14:10 - 2nd) - Justin Myer 43 FG
MICH (00:49 - 2nd) - J. Hemingway 45 pass from D. Robinson (B. Gibbons kick)
MICH (00:00 - 2nd) - B. Gibbons 24 FG
MICH (09:43 - 3rd) - J. Hemingway 18 pass from Robinson, D. (B. Gibbons kick)
VT (04:48 - 3rd) - Justin Myer 36 FG
VT (10:22 - 4th) - Logan Thomas 1 rush (Marcus Davis pass)
MICH (04:00 - 4th) - B. Gibbons 39 FG
VT (00:02 - 4th) - Justin Myer 25 FG
MICH (15:00 OT) - B. Gibbons 37 FG

STATISTICAL LEADERS

Rushing: MICH - Toussaint, 13-30
VT - Wilson, 24-82
Passing: MICH - Robinson, 9-21-117
VT - Thomas, 19-28-1-214
Receiving: MICH - Hemingway, 2-63
VT - Coale, 8-117

GAME SUMMARY

Michigan kicker Brendan Gibbons booted a game-winning 37-yard field goal in overtime, as the Wolverines knocked off Virginia Tech 23-20 in a wild Sugar Bowl at the Superdome. Tech lost the coin flip in overtime and Michigan decided to play defense first. On third-and-5 from the Michigan 20, Tech quarterback Logan Thomas appeared to have thrown a touchdown pass to receiver Danny Coale in the corner of the end zone. Officials originally ruled the play a touchdown, but reviewed it, and then reversed the call, saying Coale didn't maintain control of the ball. Tech's defense only gave up 184 yards in the game, but turnovers and penalties kept the Wolverines in the game.



2012 RUSSELL ATHLETIC BOWL

ORLANDO, FLORIDA (48,127)
DECEMBER 28, 2012

RUTGERS 10
VIRGINIA TECH 13 (OT)

TEAM STATISTICS	RU	VT
First Downs	14	12
Rushes-Yards	39-67	32-3
Passing Yards	129	193
Total Offense	196	196
Passes	17-40-1	15-40-1
Return Yards	105	135
Punts-Average	10-36.3	11-42.2
Fumbles-Lost	2-1	5-1
Penalties-Yards	4-35	14-95

SCORE BY QUARTER

Rutgers	10	0	0	0	0	10
Virginia Tech	0	0	0	10	3	13

SCORING

RU (14:43 - 1st) - Khaseem Greene 0 fumble return (Nick Borgese kick)
RU (02:38 - 1st) - Nick Borgese 36 FG
VT (12:14 - 4th) - Cody Journell 25 FG
VT (10:56 - 4th) - Corey Fuller 21 pass from Logan Thomas (Cody Journell kick)
VT (15:00 OT) - Cody Journell 22 FG

STATISTICAL LEADERS

Rushing: RU - Huggins, 18-48
VT - Scales, 12-14
Passing: RU - Nova, 17-40-1-129
VT - Thomas, 15-39-2-193
Receiving: RU - Coleman, 4-55
VT - Coleman, 5-39

GAME SUMMARY

Virginia Tech kicker Cody Journell drilled a 22-yard field goal in overtime, and Rutgers kicker Nick Borgese misfired from 42-yards out on the Scarlet Knights' possession, enabling the Hokies to rally for a 13-10 overtime victory at the Florida Citrus Bowl. Tech entered the fourth quarter down 10-0, but a 25-yard field goal from Journell cut the Rutgers lead to 10-3 with 12:14 left in the game. Then, moments later, cornerback Antone Exum intercepted a pass and returned it 32 yards to the Rutgers 21. That put the Hokies in perfect field position with 11:11 remaining and they tied the game on a 21-yard touchdown pass from quarterback Logan Thomas to Corey Fuller. Tech's defense held Rutgers' offense without a touchdown and allowed just 196 yards.



2013 SUN BOWL

EL PASO, TEXAS (47,912)
DECEMBER 31, 2013

VIRGINIA TECH 12
UCLA 42

TEAM STATISTICS	VT	UCLA
First Downs	17	22
Rushes-Yards	38-143	36-197
Passing Yards	176	255
Total Offense	319	452
Passes	15-36-2	17-28-0
Return Yards	65	109
Punts-Average	9-41.2	6-43.5
Fumbles-Lost	1-0	3-1
Penalties-Yards	13-109	8-75

SCORE BY QUARTER

Virginia Tech	7	0	3	2	12
UCLA	7	7	0	28	42

SCORING

UCLA (13:26 - 1st) - Brett Hundley 7 rush (Kaim Fairbairn kick)
VT (08:14 - 1st) - J.C. Coleman 1 rush (Michael Branthover kick)
UCLA (09:17 - 2nd) - Brett Hundley 86 rush (Kaim Fairbairn kick)
VT (03:53 - 3rd) - Michael Branthover 22 FG
UCLA (14:20 - 4th) - Paul Perkins 5 rush (Kaim Fairbairn kick)
UCLA (13:22 - 4th) - Myles Jack 24 interception return (Kaim Fairbairn kick)
VT (09:38 - 4th) - Team safety
UCLA (07:31 re 4th) - Thomas Duarte 8 pass from Brett Hundley (Kaim Fairbairn kick)
UCLA(05:49 - 4th) - Shaquell Evans 59 pass from Brett Hundley (Kaim Fairbairn kick)

STATISTICAL LEADERS

Rushing: VT - Thomas, 3-49
UCLA - Hundley, 10-161
Passing: VT - Leal, 12-25-2-130
UCLA - Hundley, 16-27-0-226
Receiving: VT - Stanford, 3-34
UCLA - Evans, 4-92

GAME SUMMARY

Virginia Tech saw quarterback Logan Thomas go down with an injury in the second quarter and the Hokies never recovered, falling 42-12 to UCLA at Sun Bowl Stadium. Thomas did not return in the game. The Hokies cut a 14-7 deficit to 14-10 on a field goal in the third quarter, but got no closer. UCLA quarterback Brett Hundley threw two fourth-quarter touchdown passes and ran for two scores in the first half to pace the Bruins attack.



2014 MILITARY BOWL

ANNAPOLIS, MARYLAND (34,277)
DECEMBER 27, 2014

VIRGINIA TECH 33
CINCINNATI 17

TEAM STATISTICS

	CIN	VT
First Downs	19	18
Rushes-Yards	33-144	44-210
Passing Yards	345	124
Total Offense	489	334
Passes	18-37-2	15-25-1
Return Yards	139	157
Punts-Average	5-42.2	5-39.2
Fumbles-Lost	1-1	2-0
Penalties-Yards	7-73	4-35

SCORE BY QUARTER

Virginia Tech	7	6	14	6	33
Cincinnati	7	3	0	7	17

SCORING

CINC (05:47 - 1st) - Chris Moore 31 pass from Gunner Kiel (Andrew Gantz kick)
VT (03:51 - 1st) - J.C. Coleman 1 rush (Joey Slye kick)
VT (12:55 - 2nd) - Joey Slye 45 FG
CINC (00:36 - 2nd) - Andrew Gantz 25 FG
VT (00:00 - 2nd) - Joey Slye 49 FG
VT (11:05 - 3rd) - Ryan Malleck 1 pass from Michael Brewer (Joey Slye kick)
VT (09:16 - 3rd) - Greg Stroman 12 fumble return (Joey Slye kick)
VT (13:20 - 4th) - Joey Slye 38 FG
CINC (10:35 - 4th) - Chris Moore 43 pass from M. Colosimo (Andrew Gantz kick)
VT (08:52 - 4th) - Joey Slye 33 FG

STATISTICAL LEADERS

Rushing: CINC - Colosimo, 4-54
VT - Coleman, 25-157
Passing: CINC - Kiel, 14-26-2-244
VT - Brewer, 14-24-1-94
Receiving: CINC - Washington, 5-100
VT - Ford, 3-44

GAME SUMMARY

J.C. Coleman set a Virginia Tech bowl record for rushing yards and Joey Slye booted four field goals as the Hokies wrapped up the 2014 season with a 33-17 win over the University of Cincinnati at Navy-Marine Corps Memorial Stadium. Coleman was named MVP after running for 157 yards and a touchdown on 25 carries. The 157 yards set a new Tech bowl record for yards, surpassing Kevin Jones and Darren Evans, who each ran for 153 yards in a game. Slye's four field goals tied the school record for made field goals in a bowl game. Justin Myer hit four field goals in the 2012 Sugar Bowl against Michigan. Tech's defense allowed 489 yards of UC offense, but had two interceptions and clamped down in big situations to thwart drives.



2015 INDEPENDENCE BOWL

SHREVEPORT, LOUISIANA (31,289)
DECEMBER 26, 2015

TULSA 52
VIRGINIA TECH 55

TEAM STATISTICS

	TLS	VT
First Downs	27	30
Rushes-Yards	39-189	43-254
Passing Yards	374	344
Total Offense	563	598
Passes	27-44-0	23-38-1
Return Yards	66	263
Punts-Average	7-45.3	4-40.3
Fumbles-Lost	1-0	1-1
Penalties-Yards	6-44	5-40

SCORE BY QUARTER

Tulsa	21	10	6	15	52
Virginia Tech	24	21	7	3	55

SCORING

TLS (14:14 - 1st) - D. Brewer 48 rush (R. Jones kick)
VT (12:53 - 1st) - Travon McMillian 51 rush (Joey Slye kick)
TLS (11:54 - 1st) - Z. Langer 2 rush (Jones kick)
VT (11:42 - 1st) - Isaiah Ford 75 pass from Michael Brewer (Slye kick)
VT (09:53 - 1st) - Joey Slye 27 FG
VT (05:28 - 1st) - Sam Rogers 14 rush (Slye kick)
TLS (02:19 - 1st) - B. Louie 9 pass from D. Evans (Jones kick)
VT (13:09 - 2nd) - Bucky Hodges 16 rush (Slye kick)
VT (09:09 - 2nd) - Travon McMillian 1 rush (Slye kick)
VT (07:11 - 2nd) - Greg Stroman 67 punt return (Slye kick)
TLS (02:26 - 2nd) - R. Jones 29 FG
TLS (00:20 - 2nd) - D. Brewer 10 rush (Jones kick)
VT (07:38 - 3rd) - Trey Edmunds 1 rush (Slye kick)
TLS (04:11 - 3rd) - D. Evans 9 rush (Jones kick failed)
VT (11:09 - 4th) - Joey Slye 41 FG
TLS (07:35 - 4th) - J. Atkinson 21 pass from D. Evans (K. Garrett pass)
TLS (03:47 - 4th) - K. Garrett 36 pass from D. Evans (Jones kick)

STATISTICAL LEADERS

Rushing: TLS - Brewer, 14-105
VT - McMillian, 16-82
Passing: TLS - Evans, 27-44-0-374
VT - Brewer, 23-37-1-344
Receiving: TLS - Atkinson, 11-139
VT - Ford, 12-227

GAME SUMMARY

Virginia Tech made the final game for its head coach a memorable one, beating Tulsa 55-52 at Independence Stadium. The win marked the final one for Frank Beamer, who decided in November to retire at the conclusion of the season after 29 seasons as the Hokies' head coach. Tech's players doused Beamer as he walked across the field to shake the hands of Tulsa coach Philip Montgomery. The Hokies led 55-37 with 11 minutes remaining and held on, getting a sack from Dadi Nicolas on Tulsa's final drive to seal the game. Tech receiver Isaiah Ford caught 12 passes for 227 yards, both bowl records for the Hokies, and Travon McMillian rushed for two of the Hokies' five touchdowns in the win.



2016 BELK BOWL

CHARLOTTE, NORTH CAROLINA (46,902)
DECEMBER 29, 2016

ARKANSAS 24
VIRGINIA TECH 35

TEAM STATISTICS

	ARK	VT
First Downs	14	25
Rushes-Yards	34-36	44-159
Passing Yards	278	243
Total Offense	314	402
Passes	18-31-3	21-34-1
Return Yards	37	83
Punts-Average	7-43.4	6-39.2
Fumbles-Lost	1-1	2-1
Penalties-Yards	12-75	4-45

SCORE BY QUARTER

Arkansas	17	7	0	0	24
Virginia Tech	0	0	21	14	35

SCORING

ARK (13:23 - 1st) - C. Hedlund 38 FG
ARK (02:22 - 1st) - A. Allen 1 rush (C. Hedlund kick)
ARK (00:21 - 1st) - C. O'Grady 28 pass from A. Allen (Hedlund kick)
ARK (10:05 - 2nd) - K. Hatcher 12 pass from A. Allen (Hedlund kick)
VT (13:27 - 3rd) - Jerod Evans 4 rush (Joey Slye Kick)
VT (04:18 - 3rd) - Sam Rogers 3 pass from J. Evans (Slye kick)
VT (04:00 - 3rd) - Chris Cunningham 5 pass from J. Evans (Slye kick)
VT (12:03 - 4th) - Travon McMillian 6 rush (Slye kick)
VT (06:41 - 4th) - J. Evans 1 rush (Slye kick)

STATISTICAL LEADERS

Rushing: ARK - Williams, 12-34
VT - Evans, 22-87
Passing: ARK - Allen, 18-31-3-278
VT - Evans, 21-33-1-243
Receiving: ARK - Hatcher, 6-105
VT - Phillips, 6-115

GAME SUMMARY

Virginia Tech quarterback Jerod Evans accounted for four second-half touchdowns and Tech's defense forced four turnovers in the second half, as the No. 22 Hokies rallied from a 24-0 halftime deficit to knock off Arkansas 35-24 in the Belk Bowl. The Hokies' 24-point rally was the biggest since 1987 and believed to be the biggest in school history. Tech turned the ball over twice in the first half, and the Razorbacks scored 10 points off of those - part of their 24-point barrage. But Tech's Chuck Clark arguably turned the game, forcing a fumble on Arkansas' first possession of the second half. Woody Baron recovered for the Hokies, and Evans scored on a 4-yard run for Tech's first score of the game. Arkansas turned it over four times in the second half - and the Hokies scored touchdowns after every one of them. A Tremaine Edmunds interception led to a 5-yard touchdown pass from Evans to tight end Chris Cunningham with 4 minutes left in the third quarter that cut the lead to 24-21. Tech took its first lead of the game on a 6-yard touchdown run by Travon McMillian with 12:03 left in the game. The Hokies then iced it when Terrell Edmunds' interception led to a 1-yard touchdown run by Evans with 6:41 remaining that accounted for the final margin.

HOKIES IN THE NFL

These former Hokies either are/were members of a National Football League team or a United States Football League (USFL) team, appearing in at least one game, or dressing on the active roster for a majority of the year, with the listed squad: *(The players in bold were active as of June 2, 2017)*

Xavier Adibi Tennessee Titans
Minnesota Vikings
Houston Texans

James Anderson Atlanta Falcons
Tennessee Titans
Chicago Bears
Carolina Panthers

Antonio Banks Minnesota Vikings

Ken Barefoot Washington Redskins

Woody Baron Dallas Cowboys

Chad Beasley Cleveland Browns

Tom Beasley Washington Redskins
Pittsburgh Steelers

Nick Becton Chicago Bears
New Orleans Saints
San Diego Chargers

Cory Bird Indianapolis Colts

Andy Bowling Atlanta Falcons

Jarrett Boykin Buffalo Bills
Carolina Panthers
Green Bay Packers

Gene Breen Los Angeles Rams
Green Bay Packers
Pittsburgh Steelers

Cornell Brown Baltimore Ravens

Duane Brown Houston Texans

Ken Brown Denver Broncos

Robert Brown Green Bay Packers

Roger Brown New England Patriots
New York Giants

Phil Bryant Philadelphia Eagles
Buffalo Bills
Kansas City Chiefs

John Burke San Diego Chargers
New York Jets
New England Patriots

Rashad Carmichael Philadelphia Eagles
Houston Texans

Keion Carpenter Atlanta Falcons
Buffalo Bills

Al Chamblee Tampa Bay Buccaneers

Kam Chancellor Seattle Seahawks

Ike Charlton New York Giants
Jacksonville Jaguars
Seattle Seahawks

Eugene Chung Indianapolis Colts
Jacksonville Jaguars
New England Patriots

Chuck Clark Baltimore Ravens

David Clowney Carolina Panthers
New York Jets

Billy Conaty Dallas Cowboys
Buffalo Bills

John Cowne Washington Redskins

Ray Crittenden San Diego Chargers
New England Patriots

Carroll Dale Minnesota Vikings
Green Bay Packers
Los Angeles Rams

André Davis Houston Texans
Buffalo Bills
New England Patriots
Cleveland Browns

Anthony Davis St. Louis Rams
Tampa Bay Buccaneers

Jim Davis Jacksonville Jaguars

Gennaro DiNapoli Dallas Cowboys
Tennessee Titans
Oakland Raiders

Tyrone Drakeford Washington Redskins
New Orleans Saints
San Francisco 49ers

Jim Druckenmiller San Francisco 49ers

Doug Easlick Miami Dolphins

Trey Edmunds New Orleans Saints

Ken Ekanem Denver Broncos

Bill Ellenbogen New York Giants

Chris Ellis Buffalo Bills

John Engelberger Denver Broncos
San Francisco 49ers

Darren Evans Tennessee Titans
Indianapolis Colts

Antone Exum, Jr. . . . Minnesota Vikings

Mike Faulkner New York Jets

Mickey Fitzgerald New York Giants
Atlanta Falcons

Brandon Flowers Los Angeles Chargers
Kansas City Chiefs

Antonio Freeman Green Bay Packers
Philadelphia Eagles

Isaiah Ford Miami Dolphins

Brandon Frye Seattle Seahawks
Miami Dolphins

Corey Fuller New Orleans
Detroit Lions

Kendall Fuller Washington Redskins

Kyle Fuller Chicago Bears



KYLE FULLER



COREY FULLER

Vincent Fuller Detroit Lions
Tennessee Titans

Will Furrer Houston Oilers
Chicago Bears

James Gayle Washington Redskins

Laurence Gibson Houston Texans
New York Giants
Atlanta Falcons
Dallas Cowboys

Shayne Graham New Orleans Saints
Cleveland Browns
Houston Texans
Baltimore Ravens
Miami Dolphins
New England Patriots
New York Giants
Cincinnati Bengals
Carolina Panthers
Buffalo Bills

John Granby Denver Broncos

Torrian Gray Minnesota Vikings

Eric Green Arizona Cardinals

Cody Grimm Tampa Bay Buccaneers

Jake Grove Miami Dolphins
Oakland Raiders

Jay Hagood New York Jets

DeAngelo Hall Washington Redskins
Oakland Raiders
Atlanta Falcons

Ricky Hall Denver Broncos
Kansas City Chiefs

Justin Hamilton Washington Redskins
Cleveland Browns

Billy Hardee Baltimore Stars
New York Jets
Denver Broncos

Justin Harper Baltimore Ravens

Victor "Macho" Harris Washington Redskins
Philadelphia Eagles

Waddey Harvey Buffalo Bills

Michael Hawkes Carolina Panthers

Vaughn Hebron Denver Broncos
Philadelphia Eagles

Bucky Hodges Minnesota Vikings

Jayron Hosley New York Giants

Eddie Hunter Tampa Bay Buccaneers
New York Jets

Waverly Jackson Indianapolis Colts

Kyshoen Jarrett Washington Redskins

Bryan Jennings San Diego Chargers

Mike Johnson Detroit Lions
Cleveland Browns
Baltimore Stars

Steve Johnson New England Patriots

Jock Jones Phoenix Cardinals
Cleveland Browns

Joe Jones Indianapolis Colts

Kevin Jones Chicago Bears
Detroit Lions

Victor Jones Detroit Lions
Tampa Bay Buccaneers

Dave Kadela Carolina Panthers
Atlanta Falcons

Jeff King Arizona Cardinals
Carolina Panthers

Matt Lehr New Orleans Saints
Tampa Bay Buccaneers
Atlanta Falcons
Dallas Cowboys

Jonathan Lewis Jacksonville Jaguars
Arizona Cardinals

Kenny Lewis New York Jets

Ryan Malleck Baltimore Ravens
Pittsburgh Steelers
New York Giants

Kevin McCadam Carolina Panthers
Atlanta Falcons

Doug McDougald New England Patriots

Jonathan McLaughlin Arizona Cardinals

Anthony Midget Tampa Bay Buccaneers

Will Montgomery Chicago Bears
Denver Broncos
Washington Redskins
New York Jets
Carolina Panthers

Josh Morgan New Orleans Saints
Chicago Bears
Washington Redskins
San Francisco 49ers

Corey Moore Miami Dolphins
Buffalo Bills

Dadi Nicolas Kansas City Chiefs

Buzz Nutter Baltimore Colts
Pittsburgh Steelers

Don Oakes Boston (N.E.) Patriots
Philadelphia Eagles

Ken Oxendine Atlanta Falcons

Tony Paige Miami Dolphins
Detroit Lions
New York Jets



STAFF

HOKIES

REVIEW

HISTORY

PROS

BEAMER

MEDIA

HOKIES IN THE NFL

Vinston Painter Washington Redskins
Miami Dolphins
Cleveland Browns
Denver Broncos

Jesse Penn Dallas Cowboys

Willie Pile Dallas Cowboys
Kansas City Chiefs

Carlton Powell Atlanta Falcons

George Preas Baltimore Colts

Pierson Prioleau New Orleans Saints
Jacksonville Jaguars
Washington Redskins
Buffalo Bills
San Francisco 49ers

David Pugh Indianapolis Colts

Jim Pyne Philadelphia Eagles
Cleveland Browns
Detroit Lions
Tampa Bay Buccaneers

Rick Razzano Cincinnati Bengals

Bill Renner Green Bay Packers

Jimmy Richards New York Jets

George Roberts Atlanta Falcons
San Diego Chargers
Miami Dolphins

Sam Rogers Los Angeles Rams

Aaron Rouse New York Giants
Green Bay Packers

Eddie Royal Chicago Bears
San Diego Chargers
Denver Broncos

Damien Russell San Francisco 49ers

Ricky Scales Houston Oilers

Shawn Scales Pittsburgh Steelers
San Francisco 49ers

Bob Schweickert New York Jets

Mike Shaw Pittsburgh Maulers (USFL)

Dave Smigelsky Washington Redskins
Atlanta Falcons

Andre Smith Cleveland Browns
Dallas Cowboys
Chicago Bears

Bruce Smith Washington Redskins
Buffalo Bills

Derek Smith Washington Redskins

Gary Smith Cincinnati Bengals

Nick Sorensen Cleveland Browns
Jacksonville Jaguars
St. Louis Rams

Bryan Still Atlanta Falcons
San Diego Chargers

Shyrone Stith Indianapolis Colts
Jacksonville Jaguars

Don Strock Cleveland Browns
Miami Dolphins

Lee Suggs Miami Dolphins
Cleveland Browns

Darryl Tapp New Orleans Saints
Detroit Lions
Washington Redskins
Philadelphia Eagles
Seattle Seahawks

Ben Taylor Green Bay Packers
Cleveland Browns

Tyrod Taylor Buffalo Bills
Baltimore Ravens

Logan Thomas Buffalo Bills
New York Giants
Arizona Cardinals

Mark Udinski Pittsburgh Maulers (USFL)

Dwight Vick Baltimore Ravens

Marcus Vick Miami Dolphins

Michael Vick New York Jets
Philadelphia Eagles
Atlanta Falcons

David Wang St. Louis Rams

Ed Wang Oakland Raiders
Buffalo Bills

T.J. Washington Carolina Panthers

Todd Washington Houston Texans
Tampa Bay Buccaneers

Ronyell Whitaker Minnesota Vikings
Tampa Bay Buccaneers

Garnell Wilds Carolina Panthers
Washington Redskins

Ernest Wilford Jacksonville Jaguars
Miami Dolphins

Chase Williams Oakland Raiders

Jimmy Williams Atlanta Falcons

Nigel Williams Buffalo Bills

Ryan Williams Dallas Cowboys
Arizona Cardinals

David Wilson New York Giants

Jason Worlds Pittsburgh Steelers



HOKIES IN THE NFL DRAFT

Year	Player	Pos.	Round	Pick	Overall	Team
1937	Herman "Foots" Dickerson	B	7	3	63	Chicago Cardinals
1944	John Maskas	T	14	11	142	Boston *
1948	Frank Ballard	G	15		95	Buffalo (AAFC)
1951	Sterling Wingo	B	28	9	337	L.A. Rams
1953	Madison "Buzz" Nutter	C	12	3	136	Washington
1954	Tom Hughes	T	25	11	300	Cleveland
1955	George Preas	G	5	2	51	Baltimore
1955	Johnny Dean	B	7	9	82	San Francisco
1955	Howie Wright	B	21	1	242	Chicago Cardinals
1955	Jim Locke	T	27	2	315	Baltimore
1955	Tom Petty	E	30	2	351	Washington
1957	Bob Wolfenden	B	13	2	147	L.A. Rams
1957	Hilmer Olson	C	16	10	191	Detroit
1957	Tom Dalzell	T	22	11	264	Chicago Bears
1958	Russ Moon	T	24	4	281	Chicago Bears
1959	Jim Burks	T	26	2	302	Philadelphia
1960	Carroll Dale	E	8	2	26	L.A. Rams #
1961	Don Oakes	T	3	14	42	Philadelphia †
1961	Mike Zeno	G	16	4	214	L.A. Rams @
1961	Bernie Vishneski	T	16	11	221	N.Y. Giants
1963	Gene Breen	T	15	14	210	Green Bay ^
1964	Jake Adams	E	13	9	177	St. Louis §
1965	Bob Schweickert	B	3	1	29	San Francisco †
1965	Sonny Utz	FB	6	5	75	Dallas ††
1967	Andy Bowling	LB	4	25	105	St. Louis
1967	Tommy Francisco	HB	14	6	347	Denver
1967	Donnie Bruce	G	16	16	409	Oakland
1968	Ken Barefoot	TE	5	2	113	Washington
1968	Jim Richards	DB	8	18	210	N.Y. Jets
1969	Jim "Waddey" Harvey	T	8	1	183	Buffalo
1969	Rick Piland	G	13	24	335	Kansas City
1970	Ken Edwards	RB	6	4	134	Buffalo
1971	Jack Simcsak	P	17	9	425	Denver
1973	Don Strock	QB	5	7	111	Miami
1975	Ricky Scales	WR	13	15	327	Houston
1975	Ken Lambert	DB	16	12	402	Houston
1976	Phil Rogers	RB	7	21	203	St. Louis
1977	Tom Beasley	DT	3	4	60	Pittsburgh
1980	Doug McDougald	DE	5	14	124	New England
1980	Kenny Lewis	RB	5	15	125	Oakland
1982	Robert Brown	LB	4	15	98	Green Bay
1984	Mike Johnson	LB	1		supplemental	Cleveland
1984	Tony Paige	FB	6	9	149	N.Y. Jets
1985	Bruce Smith	DE	1	1	1	Buffalo
1985	Jesse Penn	LB	2	16	44	Dallas
1985	Ashley Lee	DB	8	5	201	Atlanta
1985	Joe Jones	TE	10	18	270	Dallas
1985	Al Young ††	DB	11	19	299	N.Y. Giants
1987	Eddie Hunter	RB	8	1	196	N.Y. Jets
1987	Curtis Taliaferro	LB	8	13	208	Atlanta
1988	Steve Johnson	TE	6	17	154	New England
1988	Carter Wiley	DE	12	1	306	Atlanta
1988	Victor Jones	LB	12	5	310	Tampa Bay
1990	Jock Jones	LB	8	19	212	Cleveland
1990	Roger Brown	DB	8	22	215	Green Bay
1991	Al Chamblee	LB	12	8	314	Tampa Bay
1992	Eugene Chung	OT	1	13	13	New England
1992	Will Furrer	QB	4	23	107	Chicago
1992	Damien Russell	DB	6	11	151	San Francisco
1992	William Boatwright	G	7	19	187	Philadelphia
1992	John Granby	DB	12	26	334	Denver
1994	Tyronne Drakeford	CB	2	33	62	San Francisco
1994	John Burke	TE	4	18	121	New England
1994	Jim Pyne	C	7	6	200	Tampa Bay
1995	Antonio Freeman	WR	3	26	90	Green Bay
1995	Ken Brown	LB	4	26	124	Denver
1996	Bryan Still	WR	2	11	41	San Diego
1996	J.C. Price	DT	3	27	88	Carolina
1997	Jim Druckenmiller	QB	1	26	26	San Francisco
1997	Torrian Gray	S	2	19	49	Minnesota
1997	Antonio Banks	CB	4	17	113	Minnesota
1997	Cornell Brown	DE	6	31	194	Baltimore
1998	Todd Washington	C	4	12	104	Tampa Bay
1998	Gennaro DiNapoli	G	4	17	109	Oakland
1998	Ken Oxendine	FB	7	12	201	Atlanta
1998	Marcus Parker	RB	7	13	202	Cincinnati
1999	Pierson Prioleau	S	4	15	110	San Francisco
1999	Derek Smith	OT	5	32	165	Washington
2000	John Engelberger	DT	2	4	35	San Francisco

Year	Player	Pos.	Round	Pick	Overall	Team
2000	Ike Charlton	CB	2	21	52	Seattle
2000	Corey Moore	LB	3	27	89	Buffalo
2000	Anthony Midget	CB	5	5	134	Atlanta
2000	Shyrone Stith	RB	7	37	243	Jacksonville
2001	Michael Vick	QB	1	1	1	Atlanta
2001	Cory Bird	S	3	29	91	Indianapolis
2001	Matt Lehr	OG	5	6	137	Dallas
2002	André Davis	WR	2	15	47	Cleveland
2002	Ben Taylor	LB	4	13	111	Cleveland
2002	Kevin McCadam	SS	5	13	148	Atlanta
2002	David Pugh	DT	6	10	182	Indianapolis
2002	Bob Slowikowski	TE	6	39	211	Dallas
2002	Chad Beasley	DT	7	7	218	Minnesota
2002	Derrius Monroe	DE	7	13	224	New Orleans
2002	Jarrett Ferguson	FB	7	40	251	Buffalo
2003	Lee Suggs	RB	4	18	115	Cleveland
2003	Willie Pile	FS	7	38	252	Kansas City
2004	DeAngelo Hall	DB	1	8	8	Atlanta
2004	Kevin Jones	RB	1	30	30	Detroit
2004	Jake Grove	C	2	13	45	Oakland
2004	Ernest Wilford	WR	4	24	120	Jacksonville
2004	Nathaniel Adibi	DE	5	13	145	Pittsburgh
2005	Eric Green	DB	3	11	75	Arizona
2005	Vincent Fuller	S	4	7	108	Tennessee
2005	Jon Dunn	OT	6	7	217	Cleveland
2006	Jimmy Williams	DB	2	5	37	Atlanta
2006	Darryl Tapp	DE	2	31	63	Seattle
2006	James Anderson	LB	3	24	88	Carolina
2006	Jeff King	TE	5	23	155	Carolina
2006	Jonathan Lewis	DT	6	8	177	Arizona
2006	Justin Hamilton	DB	7	14	222	Cleveland
2006	Jimmy Martin	OT	7	19	227	San Diego
2006	Will Montgomery	OL	7	26	234	Carolina
2006	Cedric Humes	RB	7	32	240	Pittsburgh
2007	Aaron Rouse	S	3	26	89	Green Bay
2007	David Clowney	WR	5	20	157	Green Bay
2007	Brandon Frye	OT	5	26	163	Houston
2008	Duane Brown	OT	1	26	26	Houston
2008	Brandon Flowers	DB	2	4	35	Kansas City
2008	Eddie Royal	WR	2	11	42	Denver
2008	Chris Ellis	DE	3	9	72	Buffalo
2008	Xavier Adibi	LB	4	19	118	Houston
2008	Carlton Powell	DT	5	13	148	Denver
2008	Josh Morgan	WR	6	8	174	San Francisco
2008	Justin Harper	WR	7	8	215	Baltimore
2009	Victor "Macho" Harris	DB	5	21	157	Philadelphia
2010	Jason Worilds	DE	2	20	52	Pittsburgh
2010	Kam Chancellor	FS	5	2	133	Seattle
2010	Ed Wang	OT	5	9	140	Buffalo
2010	Brent Bowden	P	6	3	172	Tampa Bay
2010	Cody Grimm	LB	7	4	211	Tampa Bay
2011	Ryan Williams	RB	2	6	38	Arizona
2011	Rashad Carmichael	CB	4	30	127	Houston
2011	Tyrod Taylor	QB	6	15	180	Baltimore
2012	David Wilson	RB	1	32	32	N.Y. Giants
2012	Jayron Hosley	CB	3	31	94	N.Y. Giants
2012	Danny Coale	WR	5	17	152	Dallas
2013	Corey Fuller	WR	6	3	171	Detroit
2013	Vinston Painter	OT	6	5	173	Denver
2014	Kyle Fuller	CB	1	1	14	Chicago
2014	Logan Thomas	QB	4	20	120	Arizona
2014	Antone Exum	S	6	6	182	Minnesota
2015	Kyshoen Jarrett	DB	6	5	181	Washington
2015	Laurence Gibson	OT	7	26	243	Dallas
2016	Kendall Fuller	CB	3	21	84	Washington
2016	Dadi Nicolas	DE	6	28	203	Kansas City
2017	Chuck Clark	S	6	2	186	Baltimore
2017	Bucky Hodges	TE	6	17	201	Minnesota
2017	Sam Rogers	RB	6	22	206	L.A. Rams
2017	Isaiah Ford	WR	7	19	237	Miami

* Maskas was also drafted by the Buffalo franchise of the All-America Football Conference (AAFC) in the 10th round with the 74th overall pick in 1947.
 # Dale was also drafted by the Oakland franchise of the AFL in 1960.
 † Oakes was also drafted by the Boston franchise of the AFL in the 21st round of the 1961 draft.
 @ Zeno was also drafted by the Boston franchise of the AFL in the fourth round of the 1961 draft.
 ^ Breen was also drafted by the San Diego franchise of the AFL in the 16th round of the 1963 draft.
 § Adams was also drafted by the Kansas City franchise of the AFL in the 12th round of the 1964 draft.
 † Schweickert was also drafted by the New York Jets of the AFL in the fourth round of the 1965 draft.
 †† Utz was also drafted by the New York Jets of the AFL in the 13th round of the 1965 draft.
 ††† Young only played basketball at Virginia Tech.

SUPER BOWL AND PRO BOWL HOKIES

TECH PLAYERS IN THE SUPER BOWL

Game	Player, Pos.	Team
Super Bowl I (1)	Carroll Dale, WR	Green Bay Packers *
Super Bowl II (2)	Carroll Dale, WR	Green Bay Packers *
Super Bowl III (3)	Jim Richards, S	New York Jets *
Super Bowl VIII (8)	Carroll Dale, WR	Minnesota Vikings
Super Bowl XIII (13)	Tom Beasley, DT	Pittsburgh Steelers *
Super Bowl XIV (14)	Tom Beasley, DT	Pittsburgh Steelers *
Super Bowl XVI (16)	Rick Razzano, LB	Cincinnati Bengals
Super Bowl XVII (17)	Don Strock, QB	Miami Dolphins
Super Bowl XIX (19)	Don Strock, QB	Miami Dolphins
Super Bowl XXV (25)	Roger Brown, CB	New York Giants *
	Bruce Smith, DE	Buffalo Bills
Super Bowl XXVI (26)	Bruce Smith, DE	Buffalo Bills
Super Bowl XXVII (27)	Bruce Smith, DE	Buffalo Bills
Super Bowl XXVIII (28)	Bruce Smith, DE	Buffalo Bills
Super Bowl XXIX (29)	Tyrone Drakeford, CB	San Francisco 49ers *
Super Bowl XXXI (31)	John Burke, TE	New England Patriots
	Antonio Freeman, WR	Green Bay Packers *
Super Bowl XXXII (32)	Antonio Freeman, WR	Green Bay Packers
	Vaughn Hebron, RB	Denver Broncos *
Super Bowl XXXIII (33)	Vaughn Hebron, RB	Denver Broncos *
	Ken Oxendine, RB	Atlanta Falcons
Super Bowl XXXV (35)	Cornell Brown, LB	Baltimore Ravens *
Super Bowl XXXVI (36)	Nick Sorensen, S	St. Louis Rams
Super Bowl XXXVII (37)	Todd Washington, OL	Tampa Bay Buccaneers *
Super Bowl XLIII (43)	Eric Green, CB	Arizona Cardinals (IA)
Super Bowl XLIV (44)	Pierson Prioleau, S	New Orleans Saints *
Super Bowl XLV (45)	Chris Ellis, DE	Pittsburgh Steelers (IA)
	Jason Worilds, OLB	Pittsburgh Steelers (IA)
Super Bowl VLVII (47)	Tyrod Taylor, QB	Baltimore Ravens *
Super Bowl XLVIII (48)	Kam Chancellor, S	Seattle Seahawks *
	Vinston Painter, OT	Denver Broncos (IA)
Super Bowl XLIX (49)	Kam Chancellor, S	Seattle Seahawks

(IA) - inactive for the game

* Super Bowl champion

HOKIES IN THE PRO BOWL

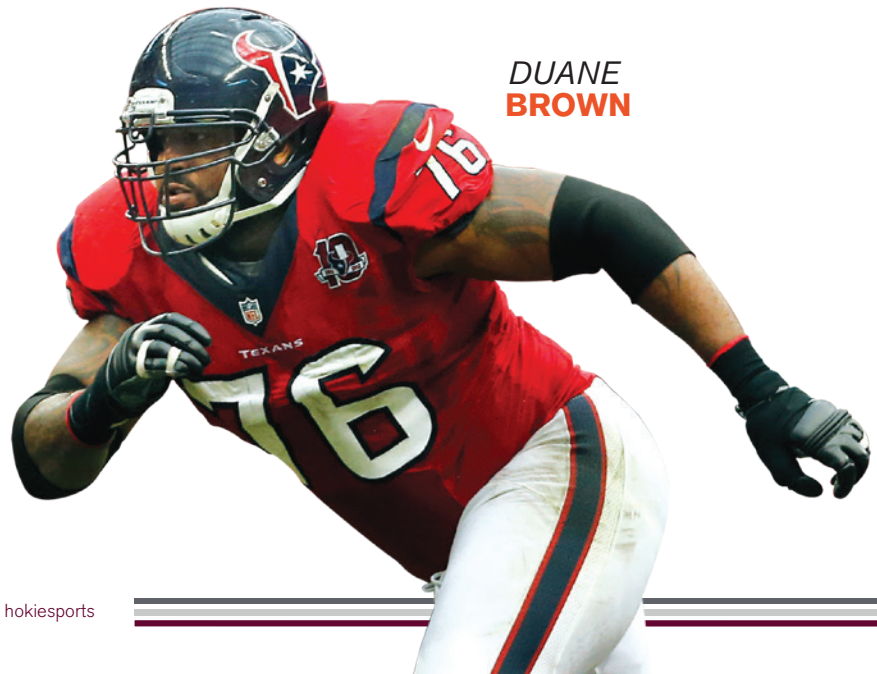
Name	Pos.	Team	Year
Duane Brown	OT	Houston	2012 (All-Pro - 1st)
	OT	Houston	2013
	OT	Houston	2014
Kam Chancellor	S	Seattle	2011
	S	Seattle	2013 (All-Pro - 2nd)
	S	Seattle	2014 (All-Pro - 2nd)
	S	Seattle	2015
Carroll Dale	WR	Green Bay	1968
		Green Bay	1969
		Green Bay	1970
Brandon Flowers	CB	Kansas City	2013
Antonio Freeman	WR	Green Bay	1998 (All-Pro - 1st)
Shayne Graham	PK	Cincinnati	2005 (All-Pro - 2nd)
DeAngelo Hall	CB	Atlanta	2005
		Atlanta	2006
		Washington	2010
Mike Johnson	LB	Cleveland	1989
		Cleveland	1990
Buzz Nutter	C	Pittsburgh	1962
Don Oakes	T	Boston	1968
Bruce Smith	DE	Buffalo	1987 (All-Pro - 1st)
		Buffalo	1988 (All-Pro - 1st)
		Buffalo	1989 (All-Pro - 2nd)
		Buffalo	1990 (All-Pro - 1st)
		Buffalo	1992 (All-Pro - 1st)
		Buffalo	1993 (All-Pro - 1st)
		Buffalo	1994 (All-Pro - 1st)
		Buffalo	1995 (All-Pro - 1st)
		Buffalo	1996 (All-Pro - 1st)
		Buffalo	1997 (All-Pro - 1st)
		Buffalo	1998 (All-Pro - 2nd)
Tyrod Taylor	QB	Buffalo	2015
Michael Vick	QB	Atlanta	†2002
		Atlanta	2004
		Atlanta	2005
		Philadelphia	2010

†Voted to the Pro Bowl, but did not participate due to injury.

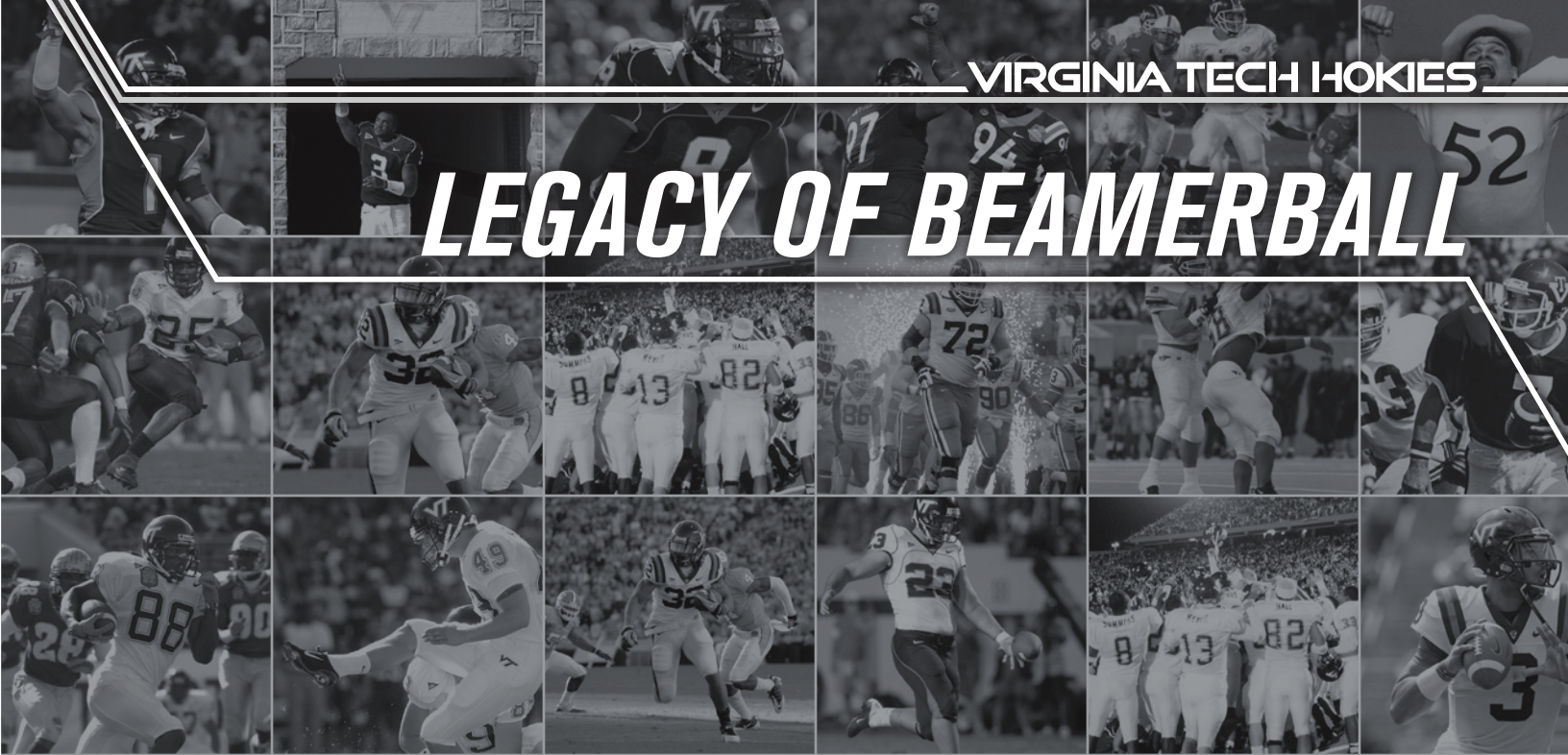
**KAM
CHANCELLOR**



**DUANE
BROWN**



LEGACY OF BEAMERBALL



BEAMERBALL BY THE NUMBERS

HEAD COACHING CAREER

Years: 1981-2015

Virginia Tech: 238-121-2 (1987-2015)

Murray State: 42-23-2 (1981-86)

Overall: 280-144-4

CURRENT

- Appointed to the College Football Playoff selection committee in 2017.
- Serves as an ambassador for Virginia Tech and is the spokesperson for the Hokie Club's "Drive For 25" campaign to increase membership to 25,000.
- Resides in Blacksburg with his wife, Cheryl.

BEAMERBALL BY THE NUMBERS

- 1 Consensus National Coach of the Year 1999
- 2 ACC Coach of the Year Honors 2004 & 2005
- 3 BIG EAST Conference Championships
- 3 BIG EAST Coach of the Year Honors 1995, 1996 & 1999
- 4 Atlantic Coast Conference Championships 2004, 2007, 2008 & 2010
- 5 ACC Coastal Division Titles 2005, 2007, 2008, 2010 & 2011
- 6 BCS Bowl Appearances
2000 Sugar Bowl (National Championship Game)
2005 Sugar Bowl
2008 Orange Bowl
2009 Orange Bowl
2011 Orange Bowl
2012 Sugar Bowl
- 13 Seasons with 10 or More Wins
1995, 1996, 1999, 2000, 2002 & 2004-11
- 23 Consecutive Bowl Appearances
1993-2015
- 25 Jersey Retired in 2002
Now worn by a different player as an honor on a weekly basis
- 25 Sets of Siblings Coached at Virginia Tech
- 41 Wins over AP Top 25 Opponents
From 1995-2015
- 99 NFL Draftees
- 100 Graduation Rate
Every senior football student-athlete graduated from 2012-15
- 136 Blocked kicks during his tenure at Virginia Tech 67 punts, 41 field goals & 28 PATs

ADDITIONAL HONORS

- Presented the Neyland Trophy in 2017 by the Knoxville Quarterback Club for his contributions to intercollegiate athletics
- Spring Road in front of Lane Stadium officially renamed "Beamer Way" by the Virginia Tech Board of Visitors on Aug. 6, 2015
- In April 2004, Beamer was presented with a Humanitarian Award by the National Conference for Community and Justice for his contributions to fostering justice, equity and community in the Roanoke Valley
- Voted the BIG EAST Conference Coach of the Decade in 2000
- Was the winningest active coach in FBS history at the time of his retirement

BEAMER AMONG COLLEGE FOOTBALL'S ELITE

Beamer's 280 career victories were more than these iconic college coaches

255 – Tom Osborne (Nebraska)

249 – Lou Holtz (William & Mary, NC State, Arkansas, Minnesota, Notre Dame & South Carolina)

234 – Bo Schembechler (Miami, OH & Michigan)

228 – Steve Spurrier (Duke, Florida & South Carolina)


205 – Woody Hayes (Ohio State)

FIRST TEAM ALL-AMERICAS COACHED (15)

T Eugene Chung	1991
C Jim Pyne	1993
DE Cornell Brown	1995, 1996
C Billy Conaty	1996
QB Michael Vick	1999
DE Corey Moore	1998, 1999
PR Andre' Davis	2000
C Jake Grove	2002, 2003
RB Kevin Jones	2003
DB Jimmy Williams	2005
DE Daryl Tapp	2005
LB Xavier Adibi	2007
CB Brandon Carr	2007
CB Macho Harris	2008
CB Jayron Hosley	2010

NATIONAL AWARD WINNERS

QB Michael Vick	1999
ESPys – National Player of the Year	
DE Corey Moore	1999
Lombardi & Nagurski Award	
C Jake Grove	2003
Rimington Trophy	




FRANK BEAMER INTRODUCTORY NEWS CONFERENCE

Virginia Tech fans are still beaming about their New Peach Bowl victory over N.C. State. But if such postseason success is to continue, it will be up to Frank Beamer.

Two days before Christmas, Beamer, 40, was named Tech's successor to head football coach Bill Dooley. And from the look of his credentials, it could be a prized gift for the Hokies.

—Chris Colston, *Hokie Huddler*,
Jan. 6, 1987 issue



FRANK BEAMER'S FIRST PRACTICE

"The players have treated me fairly. I'm a big person on trust, and I think you build relationships over time and not just on a few practices. I hope our relationship will grow tighter and tighter as time goes on."

—Frank Beamer, *Hokie Huddler*,
April 21, 1987 issue



ACCEPTANCE OF THE 1993 INDEPENDENCE BOWL INVITATION

The Hokies thrashed the Orangemen 45-24 before a season-high crowd of 44,722 at Lane Stadium. The win also gave Frank Beamer his most wins—seven—as head coach at his alma mater.

More importantly, Independence Bowl Chairman Mike McCarthy extended the Hokies an invitation to play in Shreveport on Dec. 31. The team accepted in a meeting held at 4:30 p.m.

—Chris Colston, *Hokie Huddler*,
Nov. 15, 1993 issue

STAFF

HOKIES

REVIEW

HISTORY

PROS

BEAMER

MEDIA

1995 SUGAR BOWL VICTORY OVER TEXAS

The Hokies closed their finest season in their 103-year football history with an improbable 10-game winning streak that came on the heels of an ugly 0-2 start. Despite that streak and a co-BIG EAST championship, many questioned whether Tech, 2-8-1 just four years ago, belonged in a major bowl. There should be no questions after Sunday's dominant defensive performance.

—David Teel, *The Daily Press*, Jan. 1, 1996

"FRANK BEAMER HAS BEEN ONE OF THE ICONS, IN MY MIND, IN THIS ERA OF COACHING. HE HAS A FANTASTIC RECORD AT VIRGINIA TECH AND BEEN THERE A LONG, LONG TIME. HE'S ONE OF THE GREAT GUYS IN OUR PROFESSION. I'VE ALWAYS ADMIRER HIM AS A COACH, BUT ALSO THE PROFESSIONAL CHARACTER THAT HE ALWAYS CARRIES HIMSELF WITH AND THE WAY HE TREATS OTHER PEOPLE."

- ALABAMA HEAD COACH NICK SABAN

"FRANK BEAMER IS, HAS BEEN AND WILL REMAIN A BEACON OF LIGHT FOR COLLEGE FOOTBALL. NOT ONLY A GREAT CAREER AT VIRGINIA TECH, BUT MOST IMPORTANTLY, A TREMENDOUS LEADER AND MODEL FOR THE YOUNG MEN IN HIS PROGRAM AND HIS PERSONAL FAMILY. HE HAS GUIDED SO MANY TO BECOME SUCCESSFUL IN LIFE THROUGH A VALUE SYSTEM MUCH NEEDED TO TODAY'S SOCIETY. A SINCERE AND CARING FAMILY MAN, FRANK HAS BROUGHT THAT FEELING TO THE ENTIRETY OF HIS UNIVERSITY."

- KANSAS STATE HEAD COACH BILL SNYDER



COLLEGE GAMEDAY VISITS FOR THE FIRST TIME

Tech fans certainly got excited over the arrival of Chris Fowler, Kirk Herbstreit and the infamous Lee Corso — the trio who made up College Gameday. Between 12,000-13,000 fans packed the press box side of Lane Stadium just to yell and scream and be on television.

—Jimmy Robertson, *Hokie Huddler*, Oct. 22, 1999 issue



1999 COACH OF THE YEAR AWARDS

This season was a season of firsts for Tech's 53-year-old head coach. He was named Region I Coach of the Year as voted on by the American Football Coaches Association. He's speaking at the prestigious Heisman Trophy Award dinner next week. He became one of just a handful of coaches nationwide ever to lead a team to an unbeaten regular season. And then there's this little matter of playing for the national title.

—Jimmy Robertson, *Hokie Huddler*, Dec. 10, 1999 issue

CONGRATULATORY CALL FROM PRESIDENT BILL CLINTON

Tech coach Frank Beamer received a postgame phone call from President Bill Clinton following the Hokies' 46-29 loss to Florida State in the national championship game. He congratulated Tech on a stellar effort and a great season.

—Jimmy Robertson, *Hokie Huddler*, Jan. 12, 2000 issue



FRANK BEAMER TURNS DOWN NORTH CAROLINA TO STAY IN BLACKSBURG

"It was certainly nothing against North Carolina. Everything and everyone was very gracious, and I appreciate it. But when you get away a little bit, you realize how special this place is and the relationships that we have at this place. And the excitement and the fans that we have at this place... there's just so many things. I know the grass looks greener sometimes. But when you sit back and look, you can see how green the grass is here."

—Frank Beamer, *hokiesports.com the newspaper*, Dec. 8, 2000 issue



STAFF

HOKIES

REVIEW

HISTORY

PROS

BEAMER

MEDIA



TECH RETIRES FRANK BEAMER'S NO. 25 JERSEY

"I'm certainly not the athlete the rest of those guys hanging up there are. But this place has been special... for me. It's been a dream to be in this position. It's a real honor for me."

— Frank Beamer, *hokiesports the newspaper*, Sept. 20, 2002 issue

"I REMEMBER HIM SITTING ON MY COUCH, THE SMILE HE HAD ON HIS FACE, THE ENTHUSIASM AND HIM REALLY IMPRESSING MY MOM WITH HIS DELIVERY. THAT WAS SPECIAL BECAUSE HE MADE HER SMILE AND MADE ME BELIEVE THAT HE WANTED ME IN THAT MOMENT, AND FOR HIM TO TAKE HIS TIME TO COME DOWN THERE WAS REALLY A SPECIAL MOMENT."

**- FORMER VIRGINIA TECH QB
MICHAEL VICK**

2004 ACC COACH OF THE YEAR HONOR

It came as little surprise that, the week after the Miami game, Tech coach Frank Beamer earned the ACC's Coach of the Year honor. It also came as little surprise that he received SI.com's national Coach of the Year honor. He deserved it. But while the awards reflect on him, they also reflect on his staff. Truthfully, they did their best coaching job this season.

— Jimmy Robertson, *hokiesports the newspaper*, Dec. 17, 2004 issue.

"WHEN PEOPLE THINK OF HOKIE FOOTBALL, THEY THINK OF FRANK BEAMER. IT WAS AN HONOR TO HAVE COMPETED AGAINST YOU AND I WANT TO WISH YOU AND YOUR WIFE, CHERYL, AND YOUR CHILDREN AND GRANDCHILDREN ALL THE BEST DURING YOUR NEXT ADVENTURE. CONGRATULATIONS."

**- FORMER BOSTON COLLEGE AND
N.Y. GIANTS HEAD COACH
TOM COUGHLIN**



FRANK BEAMER NOTCHES FIRST WIN OVER BOBBY BOWDEN

Shortly before the final seconds ticked off, a few of Tech's players dumped a cooler filled with water over Beamer, and while Tech's longtime head coach downplayed the victory over the Seminoles from a personal standpoint, his smiles on the sideline at the end of the game spoke to the contrary.

— Jimmy Robertson, *hokiesports the newspaper*, Nov. 12, 2007 issue



STAFF

HOKIES

REVIEW

HISTORY

PROS

BEAMER

MEDIA

2009 ORANGE BOWL VICTORY OVER CINCINNATI

The Orange Bowl championship trophy is likely the biggest—and heaviest—that Virginia Tech has ever won. It took two managers and a pushcart to get the massive trophy and glass bowl into the lobby of head coach Frank Beamer's office—and that's after the real oranges were replaced with hollow plastic replicas.

— Bill Roth, *Inside Hokie Sports*, January, 2009 issue



2009 CHICK-FIL-A BOWL VICTORY OVER TENNESSEE

New Year's Eve in Atlanta features the annual ritual of dropping an oversized replica of a peach to commemorate the New Year. This year, the ritual also featured the Virginia Tech football team dropping the hammer on Tennessee.

Behind a punishing defense and the typical running of Ryan Williams, the Hokies closed 2009 by caging ol' Smokey and knocking the Volunteers off Rocky Top in a 37-14 rout in the Chick-fil-A Bowl at the Georgia Dome.

— Jimmy Robertson, *Inside Hokie Sports*, January, 2010 issue



HOKIES' 2010 ACC TITLE WIN OVER FLORIDA STATE

Beamer's 24th team pulled off one of the great turnarounds we've ever seen. The 2010 Virginia Tech Hokies were the first team in NCAA history to lose their first two ball games and then win 11 straight. It had never happened before.

— Bill Roth, *Inside Hokie Sports*, December, 2010 issue





HOKIES' 2014 WIN AT OHIO STATE

"I still remember going to Nebraska and winning and going to Texas A&M and winning. That's been a few years back. But this is good. I think those things go in cycles a little bit. When you play good teams like we play, you've got about a 50-50 shot of winning, and when you go on the road, it probably goes down a little bit. I think this is a big, big win for the status of our program."

—Frank Beamer, *hokiesports.com*, Sept. 7, 2014

FRANK BEAMER ANNOUNCES PLANS TO RETIRE

"Beamer is fond of saying that he is fortunate and grateful. And he undoubtedly is. We all are, in fact. We all got to be a part of it. We all got to actually experience it — me, for just a short time, which will fortunately allow me to be a bridge when I talk of the Beamer way. For many of you, for much longer, which will only strengthen your conviction when you speak, as well."

—Jon Laaser, *Inside Hokie Sports*, December, 2015 issue





HOKIES BEAT VIRGINIA 23-20 IN FRANK BEAMER'S FINAL REGULAR-SEASON GAME

"That game showed everything we've tried to do at Virginia Tech. Relentless—I love that word—we got down and found a way to come back. We got it at the end. We did some good things in the kicking game, getting field position. The defense played great, and the offense made plays. Everything that we talk about—hanging in there, don't give in, play your best when it counts—that kind of came through today."

—Frank Beamer, *hokiesports.com*, Nov. 28, 2015

HOKIES WIN INDEPENDENCE BOWL OVER TULSA IN FINAL GAME OF FRANK BEAMER'S CAREER

"I've got a lot to look forward to. My grandkids, I've got a wonderful wife—I'm not sure she's all for it, but we're going to spend a lot of time together now—and then I've got some things that I'm interested in doing in the future. The next challenge, I look forward to it. I realize how fortunate I've been to have lasted this long at Virginia Tech. All I am is grateful and looking forward to taking the next step."

—Frank Beamer, *hokiesports.com*, Dec. 27, 2015



STAFF

HOKIES

REVIEW

HISTORY

PROS

BEAMER

MEDIA

ACCOMPLISHMENTS

Frank Beamer, the first Tech alumnus to guide the Hokies' football program since the 1940s, won more games at Tech than any other head football coach. Prior to Beamer, no other grid coach in Virginia Tech history had served more than 10 seasons as head coach. Beamer was also the most-tenured active FBS head coach, having been at his current school consecutively longer than any other coach in the nation at the time of his retirement.

With a victory in the Independence Bowl, Beamer led the Hokies to 23 straight bowl games, making him one of four coaches all-time in college football history to accomplish that feat.



UNDER THE DIRECTION OF COACH BEAMER AND HIS STAFF, THE HOKIES ...

- played for the national championship for the first time in school history.
- become the only school to go to bowl games each of the last 23 seasons (longest active streak per NCAA).
- become one of only six programs in college football **history** to go to a bowl in at least 20 straight years, Nebraska (35), Michigan (33), Florida State (24), Alabama (25), Tech (23; active) and Florida (22).
- earned seven conference titles and eight "major" bowl bids in a 23-year span.
- become one of only four teams in the history of the Division I level to produce 10 or more wins eight seasons or more in a row.
- compiled a school-record streak in the Associated Press Top 25 Poll at 84 consecutive weeks.
- posted 11 wins in a season for the first time.
- registered the program's first back-to-back 11-win seasons.
- produced the school's first 11-0 regular-season record in football.
- won Sugar Bowl and Orange Bowl titles.
- won four Atlantic Coast Conference titles.
- won an ACC Championship in their first season of competition.
- played in five ACC Championship games.
- produced the ACC Coach of the Year and Player of the Year during their inaugural ACC season.
- become the first team in BIG EAST history to win all the league's major awards in the same season.
- earned the highest national rankings in school football history, including five top-10 finishes and back-to-back top-six finishes.
- won more games (238) than under any other coaching staff in school history.
- been to five times as many bowl games (23) than under any other staff.
- won more bowl games (11) than under any other coaching staff.
- posted 23 straight seasons of seven or more wins for the first time in school history.
- had 244 of their last 271 games televised (90 percent).
- compiled a 174-70 record in televised games since the start of the 1995 season.
- blocked more kicks in the 1990s than any other Division I-A team.
- become one of only eight FBS schools ever to lead the nation in both scoring offense and defense in the same season.
- had at least one player from every defensive position score a touchdown.
- produced a No. 1 pick in the National Football League draft.
- had 95 players taken in the NFL Draft and more than 200 players sign with NFL teams.
- had two players who entered the program as walk-ons drafted in the top four rounds of the NFL draft.
- had 19 different players earn AP All-America honors over the past 18 seasons.
- had players win 16 major conference individual awards in the past 18 years, including three in 2011.

FRANK BEAMER'S COACHING 'FOREST'

BLACKSBURG AND BEYOND

Some head coaches have developed trees with multiple branches. A virtual forest of current collegiate and professional coaches have either played for, or coached with Frank Beamer, including many who have done both. Here is a look at some of the most notable members of the sprawling coaching fraternity spawned by Beamer.

TONY BALL

Louisiana Tech running backs coach
Virginia Tech (coach – 1998-2005)

SHANE BEAMER

Georgia special teams coordinator/tight ends coach
Virginia Tech (player – 1995-99), (coach – 2011-2015)

MALCOLM BLACKEN

Washington (NFL) Dir. of Player Development; 14-year NFL coach
Virginia Tech (player – 1984-88)

CORNELL BROWN

Marshall defensive ends coach; seven-year NFL player
Virginia Tech (player – 1993-96),
(coach – 2006-07; 2011-15)

IKE CHARLTON

Ottawa Redblacks (CFL) defensive backs coach; four-year NFL player
Virginia Tech (player – 1997-99)

EUGENE CHUNG

Philadelphia Eagles, assistant offensive line/tight ends/run game coach
Virginia Tech (player – 1987-91)

MICHAEL CLARK

Bridgewater head coach (23rd season)
Murray State (coach – 1980-85); Virginia Tech (1988-92)

BRIAN CRIST

Youngstown State wide receivers coach; won FCS title at UMass
Virginia Tech (coach – 1994-95)

BUD FOSTER

Virginia Tech defensive coordinator; 31st season at Virginia Tech in 2017
Murray State (player – 1977-80), (coach – 1981-86);
Virginia Tech (1987-present)

TODD GRANTHAM

Mississippi State defensive coordinator; 11-year NFL assistant coach
Virginia Tech (coach – 1990-95)

JOHN GRAVES

Washington State assistant football strength and conditioning coach
Virginia Tech (player 2007-10), (coach 2012-13)

KEITH GRAY

Philadelphia Eagles assistant strength and conditioning coach; five-year NFL coach
Virginia Tech (player – 1991-94)

TORRIAN GRAY

Washington (NFL) secondary coach; three-year NFL player
Virginia Tech (player – 1992-96), (coach – 2006-15)

JEFF GRIMES

LSU offensive line coach / running game coordinator;
Virginia Tech (coach – 2013)

CHAD GRIMM

Washington (NFL) outside linebackers coach; seven-year NFL coach
Virginia Tech (player – 2003-06)

CODY GRIMM

Virginia Tech defensive graduate assistant; three-year NFL player
Virginia Tech (player – 2006-09)

JUSTIN HARPER

Former Virginia State wide receivers coach; three-year NFL player
Virginia Tech (player – 2004-07)

STEVE MARSHALL

N.Y. Jets offensive line coach; 10-year NFL coach
Murray State (coach – 1985-86); Virginia Tech (1987-1992)

ANTHONY MIDGET

Houston Texans assistant secondary coach; former assistant at Penn State
Virginia Tech (player – 1996-99), (coach – 2007)

JAMES MILLER

Reinhardt University head coach
Virginia Tech (player – 2000-04), (coach – 2006-07)

AARON MOOREHEAD

Texas A&M wide receivers coach; five-year NFL player
Virginia Tech (coach – 2013-14)

CURT NEWSOME

Emory & Henry head coach; won FCS national title at James Madison
Virginia Tech (coach – 2006-12)

MIKE O'CAIN

East Tennessee State offensive coordinator; former N.C. State head coach
Murray State (coach – 1981-84); Virginia Tech (2006-12)

J.C. PRICE

Marshall defensive tackles coach; drafted by Panthers in 1996
Virginia Tech (player – 1992-95); coach (1997-98, 2002-03)

BRENT PRY

Penn State asst. head coach/co-defensive coordinator/linebackers coach
Virginia Tech (coach – 1995-98)

KEVIN SHERMAN

Pitt wide receivers coach; 26-year coaching veteran
Virginia Tech (coach – 2006-12)

GREG SHOCKLEY

Christopher Newport University running backs coach
Virginia Tech (player – 1997-99), (coach – 2000-02)

NICK SORENSEN

Seattle Seahawks secondary coach; 10-year NFL player
Virginia Tech (player – 1997-2000)

LORENZO WARD

Fresno State associate head coach/defensive coordinator
Virginia Tech (coach – 1999-2005)

TODD WASHINGTON

Former Ravens asst. offensive line coach; eight-year NFL playing career
Virginia Tech (player – 1994-97)

CHARLEY WILES

Virginia Tech defensive line coach; 22nd season at Virginia Tech in 2017
Murray State (player – 1983-86); Virginia Tech (coach – 1987-88; 1996-present)

RON ZOOK

Packers special teams coach; former Florida & Illinois head coach
Murray State (asst. coach – 1978-80); Virginia Tech
(coach – 1987)

BEAMER WAY AND BEAMER LOCKER ROOM

TECH HONORS BEAMER FOR TRANSFORMATIONAL CAREER

The school renames a street and the team's locker room after the retired football coach

Frank Beamer gave 29 years of his professional career to Virginia Tech, leading the football program to unprecedented heights and attracting national attention to the university.

In return, the university has recognized Beamer in numerous ways for his accomplishments, first renaming a campus street after him and later approving a renaming of the football team's locker room after him.

In August of 2015, the Virginia Tech Board of Visitors renamed Spring Road, the street that runs adjacent to Lane Stadium, to Beamer Way in appreciation of Beamer's years of service and extraordinary contributions to university life.

"Frank Beamer is the winningest football coach in Virginia Tech history and Cheryl [Beamer's wife] has been by his side supporting him and their family the entire way," Tech President Timothy Sands said when he made the announcement on Aug. 6, 2015, at the Hokies' first team meeting before the start of fall practice. "He has served as a figure of strength, excellence and compassion on campus and we wanted to honor Frank and Cheryl this way by renaming Spring Road to Beamer Way."

After 29 seasons as the head coach, Beamer retired at the conclusion of the 2015 season following the Hokies' win over Tulsa in the Independence Bowl. He finished his career with 280 victories, including 238 at Tech. He also won 11 bowl games and guided the Hokies to 23 straight bowl appearances.

This past spring, in March of 2016, the Board of Visitors decided more recognition of Beamer was warranted. The group approved the renaming of the football program's Team United Locker Room to The Frank Beamer Locker Room to honor Beamer for his years of service and contributions to the university and the game of football.

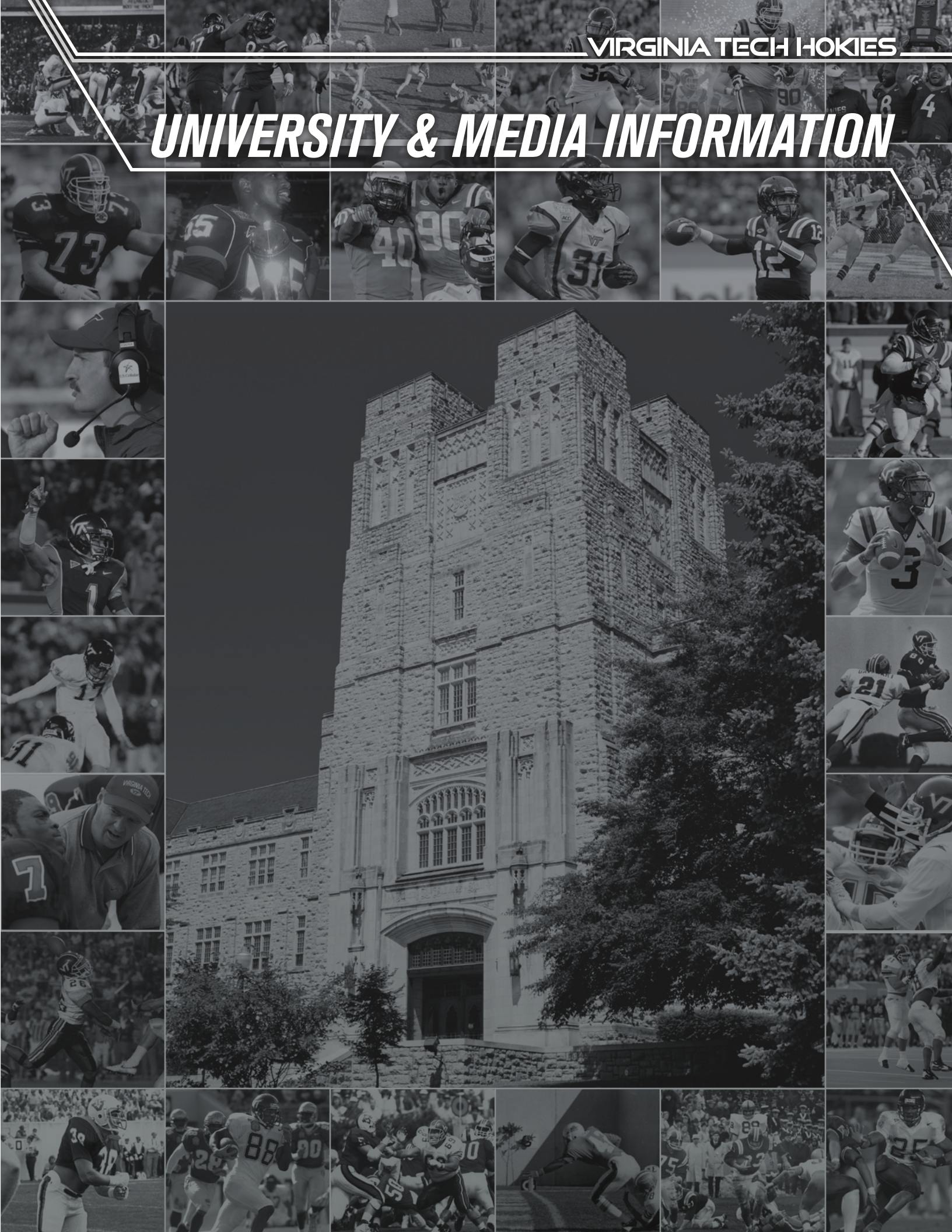
The locker room, which resides next to the team's indoor practice facility and outdoor practice field, was built four years ago after a generous donation from Beamer friends and longtime contributors Brian Callaghan (Class of 1993), Win Sheridan (Class of 1994), Jeff Veatch (Class of 1993) and Ted Hanson (Class of 1991). The quartet owns Apex Systems, Inc., in Richmond and their donation facilitated the construction of the facility, which now bears Beamer's name.



Frank Beamer pictured with Edwin "Win" Sheridan



UNIVERSITY & MEDIA INFORMATION



ABOUT VIRGINIA TECH



Dedicated to its motto, *Ut Prosim* (That I May Serve), Virginia Tech takes a hands-on, minds-on approach to education, preparing scholars to be leaders in their fields and communities. Since its founding as a land-grant college in 1872, Virginia Tech has grown to an enrollment of about 33,000.

With a strong presence in the National Capital Region, Roanoke, and on the main campus in Blacksburg, Virginia, as well as an international campus in Europe, Virginia Tech offers the widest range of degree choices in Virginia and is the state's leading research institution. Tech offers approximately 250 undergraduate and graduate degree programs and \$504 million in research expenditures each year. The university's undergraduate colleges are the College of Agriculture and Life Sciences, College of Architecture and Urban Studies, College of Engineering, College of Liberal Arts and Human Sciences, College of Natural Resources and Environment, College of Science, and the Pamplin College of Business. At the postgraduate level is the Graduate School, the Virginia-Maryland College of Veterinary Medicine, and the Virginia Tech Carilion School of Medicine, a public-private partnership with Carilion Clinic in Roanoke.

Through defined Destination Areas and Strategic Growth Areas, Tech scholars seek to address complex global challenges. First, we look outside Virginia Tech and into the future for difficult problems of national and global importance. Then, we invest resources to build and support world-class groups of faculty that transcend our disciplinary strengths. Destination Areas create the agile and vibrant environment that makes Virginia Tech the "destination" for the people and resources we need to make a difference. Taking students to the next level by helping them solve real-world problems, Tech professors have a reputation for imagining the next great thing – from blind-driver cars to energy-conscious homes – and then making it happen. Faculty members and students, including undergraduates, are involved in research projects in fields ranging from biotechnology to urban planning.

Virginia Tech's Moss Arts Center presents renowned artists from around the globe and from close to home, with a special focus on experiences that expand cultural awareness and deepen understanding. The center is creating a thriving creative community fueled by inspiration, where patrons have meaningful experiences, enjoying arts of the highest caliber in a wide variety of forms.

The desire to serve is deeply ingrained in Virginia Tech's learning, discovery and engagement. More than a motto, *Ut Prosim* is a value system that guides students' decisions and helps mold them into responsible citizens of the world.





AT A GLANCE

- Located in Blacksburg, Virginia
- Nine colleges and graduate school
- 100 bachelor's degree programs
- 150 master's and doctoral degree programs
- 33,000 full-time students
- 16:1 student-faculty ratio
- Main campus includes more than 135 buildings, 2,600 acres, and an airport
- Ranked 44th in university research in the United States
- Has adjacent corporate research center, as well centers in Roanoke, Northern Virginia, and Newport News

INTERESTING FACTS & FIGURES

Virginia Tech is consistently recognized for its value and the quality of its programs. These rankings represent a few of the broader measures of excellence that the university garners.

- Virginia Tech was ranked among the world's elite institutions in 21 subjects and in the 2017 QS World University Ratings by Subject.
- In March 2016, U.S. News & World Report again ranked Virginia Tech's graduate engineering program among the nation's best (27).
- U.S. News also ranked Tech's master of information technology degree program No. 2 in the nation.
- U.S. News rankings of undergraduate programs placed Virginia Tech at 27th overall among public universities and 74th among all national universities. Money and Forbes both ranked the university among the top 25 public institutions in the nation.
- The part-time MBA program in the Washington, D.C., metropolitan area climbed several places for the second year in a row No. 7 in the nation, according to U.S. News & World Report.
- In 2016, Kiplinger's Personal Finance magazine again ranked Virginia Tech among the best values in public education (36).
- The National Science Foundation ranked Virginia Tech 44th in research expenditures and the No. 1 research university in Virginia.
- In 2017, Princeton Review ranked Tech at No. 1 for Their Students Love These Colleges and Best Quality of Life; No. 4 Best Campus Food; and No. 7 Town-Gown Relations are Great, Happiest Students, and Lots of Race/Class Interaction.
- The Active Times named Virginia Tech the fittest college in America in 2013 and 2015.
- Virginia Tech's undergraduate architecture school was ranked No. 5 and its graduate architecture program No. 18 by DesignIntelligence.
- USA Today has ranked Virginia Tech as the best place in the nation to study natural resources and conservation for three consecutive years. The College of Natural Resources and Environment's forestry program also ranked first.



Joseph G. Tront, PhD., professor of electrical and computer engineering in the College of Engineering at Virginia Tech, is the university's faculty chairman of athletics.



STAFF

HOKIES

REVIEW

HISTORY

PROS

BEAMER

MEDIA

TIM SANDS

 @VTSandsman

UNIVERSITY PRESIDENT



Timothy D. Sands is the 16th president of Virginia Polytechnic Institute and State University, joining the university in June of 2014. A scientist, educator and inventor, he has dedicated much of his career to advancing the impact of research and innovation in public education. As president, he engaged the university community in a visionary plan to advance Virginia Tech's role as a global land grant institution, confronting the Commonwealth's, the country's and the world's most challenging problems.

The initiative, called "Beyond Boundaries", seeks to define Virginia Tech's role a generation into the future, and align the educational experience with the needs and opportunities that will be created by changing world economies and the evolving landscape of higher education.

In collaboration with the provost and academic leadership, he has championed the development of signature Destination Areas, thematic focus areas that leverage the university's signature strengths to attract talent and generate creative energy that extends across the disciplines. The development of these areas involves reimagining Virginia Tech's Blacksburg residential campus, catalyzing the economic development of the Blacksburg-Roanoke region with a growing health science and technology center of excellence and developing the experiential learning and research potential in the National Capital Region. He prioritizes building new and enhancing existing partnerships and collaborations to use resources and expertise in a focused and efficient way across the country and the globe.

He also launched and led InclusiveVT, an initiative to provide leadership, collaboration, guidance, and resources to support and accelerate the implementation of inclusion and diversity goals throughout the university community.

InclusiveVT supports the imperative of inclusion and diversity as key components of a university ecosystem rich in opportunities for experiential learning, cross-disciplinary engagement and the development of cultural awareness and empathy.

President Sands' vision for Virginia Tech embraces the university's heritage of service and community, and its motto, *Ut Prosim* (That I May Serve). Virginia Tech students will graduate with disciplinary mastery, technology literacy, cultural competency, resilience, empathy for others

and the passions and strengths needed for a life and career of impactful service to humanity.

Before coming to Virginia Tech, President Sands served as executive vice president for academic affairs and provost of Purdue University in West Lafayette, Indiana. He was acting president during the summer and fall of 2012, before Mitchell E. Daniels became the 12th president of Purdue.

He earned a bachelor's degree with highest honors in engineering physics and a master's degree and doctorate in materials science from the University of California, Berkeley. He joined the Purdue faculty in 2002 as the Basil S. Turner Professor of Engineering in the schools of materials engineering and electrical and computer engineering. Prior to becoming provost, he served as the Mary Jo and Robert L. Kirk Director of the Birk Nanotechnology Center in Purdue's Discovery Park.

From 1993 to 2002, President Sands was a professor of materials science and engineering at the University of California, Berkeley, and before that, he performed research and directed research groups at Bell Communications Research (Bellcore) in Red Bank, New Jersey. Throughout his career, he has participated in and led research teams and academic programs that have been characterized by open collaboration across a wide array of disciplines.

He has published more than 250 refereed papers and conference proceedings and has been granted 20 patents in electronic and optoelectronic materials and devices. His recent research efforts have been directed toward the design and development of novel nanocomposite materials for environmentally friendly and cost-effective solid-state lighting, direct conversion of heat to electrical power and thermoelectric refrigeration. He is a fellow of the Institute of Electrical and Electronics Engineers (IEEE), the Materials Research Society (MRS) and the National Academy of Inventors (NAI). He was recently appointed to Governor McAuliffe's Council on Youth Entrepreneurship.

President Sands is joined at Virginia Tech by his wife, Dr. Laura Sands, a professor of gerontology in the Department of Human Development at Virginia Tech. All four of their children graduated from Purdue and are proud members of the Virginia Tech community. Follow President Sands on Twitter at @VTSandsman.



WHIT BABCOCK

DIRECTOR OF ATHLETICS

STAFF

HOKIES

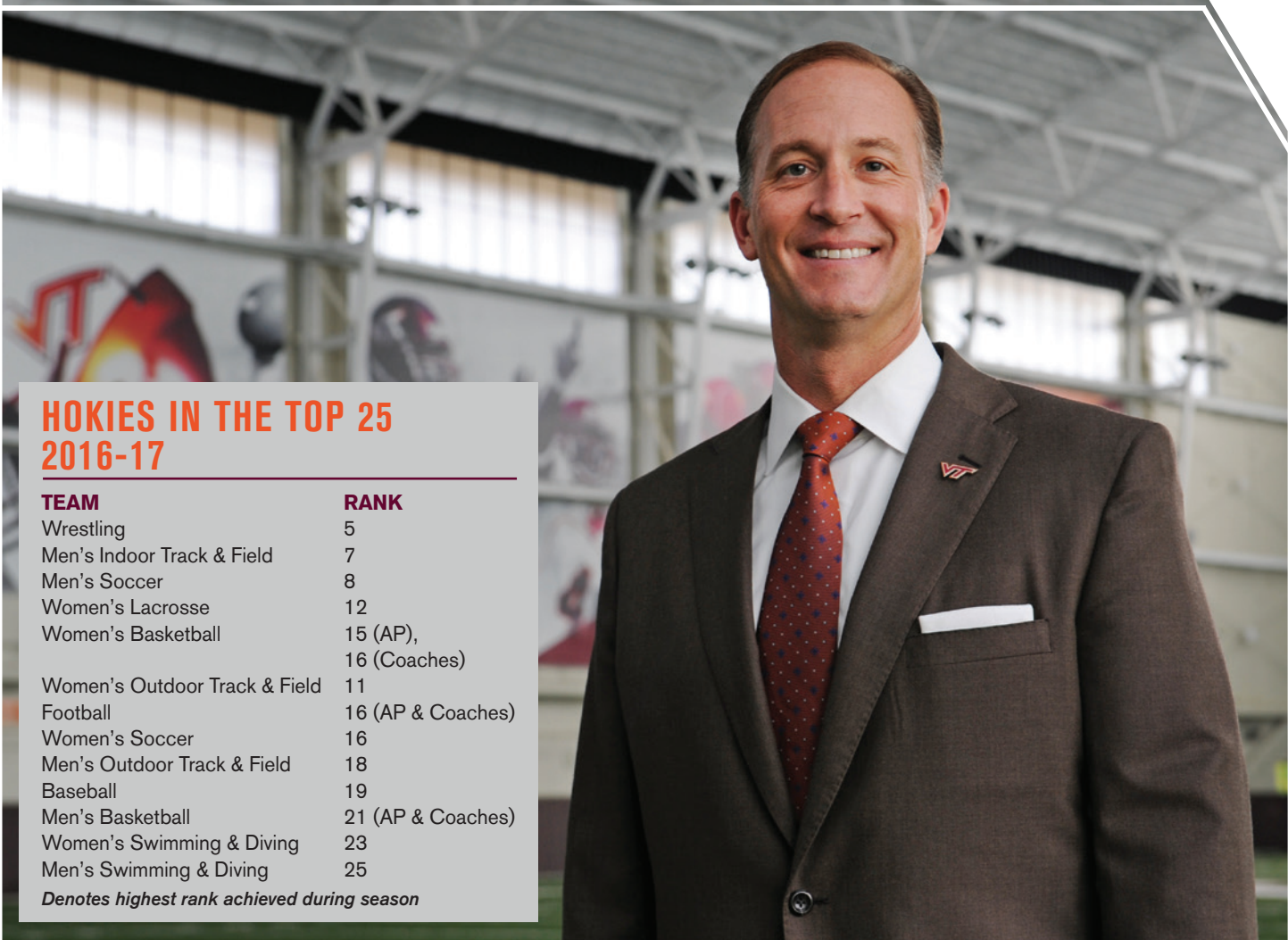
REVIEW

HISTORY

PROS

BEAMER

MEDIA



HOKIES IN THE TOP 25 2016-17

TEAM	RANK
Wrestling	5
Men's Indoor Track & Field	7
Men's Soccer	8
Women's Lacrosse	12
Women's Basketball	15 (AP), 16 (Coaches)
Women's Outdoor Track & Field	11
Football	16 (AP & Coaches)
Women's Soccer	16
Men's Outdoor Track & Field	18
Baseball	19
Men's Basketball	21 (AP & Coaches)
Women's Swimming & Diving	23
Men's Swimming & Diving	25

Denotes highest rank achieved during season

Whit Babcock enters his fourth year as Virginia Tech's director of athletics after being formally announced as Tech's AD on Jan. 24, 2014. The Harrisonburg, Virginia native returned to the Commonwealth following stints at Cincinnati, Missouri, West Virginia, Auburn and James Madison.

With Babcock overseeing the Hokies' athletics programs, Tech continued building momentum in 2016-17, claiming The Commonwealth Clash that rewards head-to-head wins against the University of Virginia for the first time. The Hokies also tied North Carolina for the most ACC team championships with four this past academic year. Tech claimed titles in wrestling, as well as women's track and field (outdoor) and men's track and field (indoor and outdoor) adding more ACC trophies to the growing collection under 13-time ACC Track and field Coach of the Year Dave Cianelli.

The football squad extended the longest active bowl streak in the nation to 24 straight seasons as first-year head coach Justin Fuente earned consensus ACC Coach of the Year honors. The men's and women's basketball programs both reached the 20-win plateau in the same season for the first time since 1994-95. Under the director of Buzz Williams, the men's basketball program made the NCAA Tournament for the first time in a decade, while Kenny Brooks' women's squad earned an NIT berth during his debut campaign in Blacksburg.

Tech's men's soccer squad advanced to the Elite Eight of the NCAA Tournament under coach Mike Brizendine and the wrestling program registered

its fifth straight top-10 national finish at the NCAA Championships under Tony Robie.

Under Babcock's watch, the Hokies also are excelling academically. Tech had three student-athletes named ACC Scholar-Athletes of the Year in their respective sports. At the conclusion of the 2017 spring semester, 285 student-athletes – more than half of those on team rosters – held a cumulative grade-point average of 3.0 or better. The cumulative grade-point average of Virginia Tech's student-athletes overall was 3.03 at the end of the 2017 spring semester with an all-time high of 16 teams maintaining a 3.0 cumulative GPA or better.

Along with former Virginia Tech football coach Frank Beamer, Babcock and the Hokie Club helped launch The Drive for 25 campaign with an objective of increasing membership in the organization to 25,000 members. Formally known as the Virginia Tech Athletic Fund, the Hokie Club was founded in 1949 with the expressed purpose of funding all scholarships for Virginia Tech student-athletes.

Hokie Nation has enthusiastically answered the call. As of June 2017, the organization boasted over 13,000 members and donors generously gave over \$33 million to the Hokie Club, both all-time records for Virginia Tech. Of that record \$33 million total, approximately \$16.2 million was designated

Continued on page 190

to the Hokie Scholarship Fund to be utilized specifically for scholarships for deserving student-athletes, a dramatic 65 percent increase in giving from the previous year's \$9.8 million total.

Respected by his peers and other key figures on the collegiate athletics scene across the country, Babcock was selected as one of five finalists for the 2016-17 Athletic Director of the Year Award presented by the SportsBusiness Journal and SportsBusiness Daily. With the assistance of a talented staff, Babcock and his team are making a positive impact on all facets of the athletics department.

Perhaps one of the most tangible examples of Babcock's leadership at Tech has been the continued success of established head coaches combined with the immediate impact made by newcomers to the Hokies' head coaching roster.

Led by Cianelli, the track and field program produced a 2017 NCAA individual champion in the javelin (Irena Sediva). Tech's

women's soccer program has made five NCAA appearances under head coach Chugger Adair, including a national semifinal berth in 2013. The men's basketball program has continued to ascend to new heights under Williams, while Brooks won his first 15 games with the Hokies as Tech's women's basketball team ascended as high as No. 15 in the national polls.

Fuente guided the football team back to the ACC Championship Game and a thrilling Belk Bowl victory to cap a 10-win season and a No. 16 finish in the polls. In his first at the helm of the women's lacrosse coach John Sung spearheaded a Hokie resurgence in that sport. Sung led a program that tied a school record with 11 wins and was ranked as high as No. 12 during the season – the program's highest ranking ever. A total of 14 programs earned a top 25 ranking at some point during the 2016-17 academic year.

Robie took over the helm of the wrestling program on an interim basis for the postseason, earned ACC Co-Coach of the Year honors, guided his team to an ACC tournament title and a sixth-place finish at the NCAA Championships before receiving the job on a permanent basis following the season. Meanwhile, the Hokies hired Jill Wilson from LSU in January to lead the fortunes of Tech's volleyball program

Babcock's professional background is mostly in fundraising and marketing, and he believes that success in these areas begin with developing relationships.

"People have to trust you, and you have to paint a vision for them and show them a need; how they can make an impact," he said. "The reason we want to treat all of our fans well is because they are all important. There is strength in numbers and we have room for more to join our cause. There's an old adage in our business that everyone's first gift is their smallest. If you do things right, it moves on up the line. We look forward to engaging our ever-increasing fan and alumni base and focusing on creating memorable experiences whenever they come in contact with us."

Babcock continues to make an impact on Tech's facilities as well. Next year marks the 125th season of baseball at Virginia Tech. In conjunction with that anniversary, the Hokies will celebrate the completion of a \$20 million renovation of English Field at Union Park thanks to a transformational corporate partnership investment by Virginia-based Union Bank and Trust. That tangible commitment to facilities was one of many factors that helped the Hokies hire a proven winner in John Szefc in June to lead Tech's baseball program. Szefc guided Maryland to three NCAA berths, including a pair of NCAA Super Regional appearances, and has led his squads to 10 campaigns with 30 or more victories in 12 previous seasons as a head coach.

A 2,600-square foot indoor golf practice facility for both the men's and women's programs was recently completed. \$18 million in renovations to Rector Field House, which houses the track and field programs, as well as the construction of a softball batting facility are currently in progress, while improvements to the Burrows-Burleson Tennis Center are on the horizon.

Babcock was instrumental in securing a \$5 million commitment from

Roanoke-based Carilion Hospital for scholarships and improvements to Cassell Coliseum where new, padded seats were installed this summer. Future plans call for other renovations, including the Bowman Room, a projected \$15 million project designed to aid the athletics department in its student-athlete nutrition efforts and to provide enhanced pregame hospitality options for donors and fans.

The \$21.3 million Virginia Tech Indoor Practice Facility opened in the summer of 2015 and has proven to be a fabulous asset for the football program, as

well as the men's and women's soccer teams, in addition to baseball, softball and lacrosse.

Other accomplishments during Babcock's tenure include the launching of a new mission statement and core values for the athletics department. The core values – integrity, service, honor, excellence and strong together – represent the brand and foundation of the department. In addition, he unveiled the "Pylons of Promise," a landmark document that sets forth the university's and the athletics department's commitment to student-athletes during their times at Virginia Tech. This document served as Virginia Tech's proactive response to the changes in the NCAA governance landscape. The Pylons of Promise is based on the ideals emblazoned on the eight pylons at the Virginia Tech War Memorial Court.

Babcock arrived in Blacksburg following two and a half years as the director of athletics at the University of Cincinnati and five years at the University of Missouri, where he served as the executive associate director of athletics. Babcock has cited three guiding principles for his vision for the athletics department's future: commitment to comprehensive excellence, centering the department's focus on the student-athlete experience and engaging the community.

During his stint as the AD at Cincinnati, Babcock initiated a new administrative structure within the department and proposed a comprehensive vision and capital campaign for athletics facility enhancement, which included an \$86-million renovation and expansion to Nippert Stadium, the school's football stadium.

A member of the NCAA Division I Baseball Committee, Babcock is a past president of the National Association of Athletic Development Directors (NAADD). He has presented before the National Association of Collegiate Directors of Athletics (NACDA), National Association of Collegiate Women Athletics Administrators (NACWAA) and the 1-A Athletic Directors Association annual institute.

A product of the student-athlete experience himself, Babcock lettered four seasons in baseball at James Madison University and served as team captain his senior year. Babcock earned his bachelor's degree from JMU in 1992. In 1996, he received his master's in sports management from West Virginia University. He and his wife, Kelly reside in Blacksburg and have three sons: Andrew, Brett and Eli.



Babcock welcomed 2016 Olympian Kristi Castlin back to Hokie Nation last year during Tech's 49-0 football win vs. Boston College. Castlin won a bronze medal at the Rio Games in an American sweep in the 100-meter hurdles.

ATHLETICS EXECUTIVE STAFF



Whit Babcock
Director of Athletics



John Ballein
Senior Associate Athletics
Director for Internal Operations
& Sports Performance



Omar Banks
Senior Associate Athletics
Director,
Finance & Administration



Tom Gabbard
Senior Associate Athletics
Director, Facilities & Operation



Reyna Gilbert-Lowry
Senior Associate Athletics
Director, Student-Athlete
Development



Chris Helms
Senior Associate Athletics
Director for Administration &
Sports Programs



Bill Lansden
Senior Associate Athletics
Director for Development &
Executive Director,
Hokie Club



Carmela Smith
Assistant to the Athletics
Director

HOKIEVISION

Led by Jed Castro, senior director of visual and broadcast communications, the HokieVision staff is on the cutting edge of entertainment both online and in games. The full-time staff of six, plus scholarship student workers, has worked together to put out top-notch work that highlights the best of Virginia Tech Athletics.

The stadium video display, which was installed in 2013, replaced a 13-year-old structure in the north end zone of Lane Stadium. Complete with a new Daktronics line array sound system, this true high-definition video board measures 45-by-95 feet with a display that takes up approximately 4,275 square feet to make it one of the largest video boards in an on-campus stadium.

A production studio with state-of-the-art equipment was built in Merryman Athletic Center for the use of the staff to run the video board in Lane Stadium, plus the two boards in Cassell Coliseum. From this master control room, HokieVision has the ability to produce network quality broadcasts that air on ESPN3 and hokiesports.com.

The video staff can use the LED display and the accompanying for on-field presentations, graduation ceremonies and other stadium events.



Jed Castro
Senior Director,
Visual and
Broadcast
Communications




Scott Bradshaw
Associate Director,
Engineering




Christopher Bullard
Director, Creative
Services and Digital
Programming



Nolan Nichols
Associate Director,
Production



Daniel Sabatino
Assistant Director,
Production and
Live Events



Brian Walls
Director, Production
and Broadcast
Operations

STAFF

HOKIES

REVIEW

HISTORY

PROS

BEAMER

MEDIA

VT IMG SPORTS MARKETING

IMG College, a national leader in the collegiate sports marketing industry, is in its 21st year as the exclusive worldwide multi-media and advertising rights holder for Virginia Tech Athletics through its 2010 acquisition of ISP Sports.

In this partnership with the athletics program, Virginia Tech IMG Sports Marketing develops, produces and sells an extensive range of sports marketing opportunities for Tech. Radio play-by-play and coaches shows, television coaches shows and other related programming, Lane Stadium and Cassell Coliseum venue signage, video board and promotions, along with print and Internet advertising are available.

During its very successful partnership with Virginia Tech, IMG College has developed the Virginia Tech IMG Sports Network into the largest collegiate sports radio network in Virginia. Broadcast coverage includes the commonwealth of Virginia, as well as portions of Maryland, North Carolina, Tennessee, Kentucky, Washington, D.C., and West Virginia.

The network's television coverage of Tech athletics is centered around Virginia Tech Sports Today, a Sunday morning magazine show aired on WDBJ-7 in Roanoke and Comcast SportsNet in the mid-Atlantic region. The 30-minute show features an

action-packed, magazine-style format. With its superior production, animation and videography, it has the look and feel of a national sports telecast. Virginia Tech Sports Today airs from mid-August until mid-March.

IMG College also works diligently to stay on the forefront of an ever-evolving multi-media climate. That includes conceptualizing content that gives Hokie Nation a variety of video and audio streaming options to cover Tech football year-round.

Other advertising and marketing opportunities managed by Virginia Tech IMG Sports Marketing include the state-of-the-art video screens ("HokieVision") in both Lane Stadium and Cassell Coliseum, venue signage, ribbon board LED advertising and promotion, pre-game hospitality events and a wide array of print and digital opportunities across all sports.

The company provides a wide variety of sponsorship opportunities for Tech supporters at every level, through not only football and basketball but every other Virginia Tech varsity sport as well.

So, whether your interest is in radio or television media, print, promotions, signage, video board, event impact or digital ... Virginia Tech IMG Sports Marketing is your corporate connection to Virginia Tech athletics.

VIRGINIA TECH IMG SPORTS MARKETING STAFF



Brandon Forbis
General Manager



Tom Fraticelli
Associate General Manager



Kyler Pilling
Associate General Manager



Sam Schauf
Senior Account Executive



Laura Bauer
Partner Services Coordinator



Valerie Lee
Account Executive

VIRGINIA TECH SPORTS TODAY

Virginia Tech Sports Today can be seen every Sunday on a network of television stations throughout the mid-Atlantic region and Southeastern U.S.

SUNDAYS

Roanoke	WDBJ 7	11:30 a.m.
Roanoke	MY 19	6:00 p.m.
CSN Washington		10:30 a.m.
Re-airs Saturdays at 11:30 a.m.		



**EVERY MONDAY AT
7 P.M.**

VIRGINIA TECH IMG SPORTS NETWORK 2016 FOOTBALL RADIO AFFILIATES

Abingdon.....	WFHG-FM	92.9 FM
Blacksburg.....	WBRW-FM	105.3 FM
Blackstone.....	WBBC-FM	93.5 FM
Bluefield, WV.....	WHKX-FM	106.3 FM
Bristol.....	WFHG-FM	92.9 FM
Charlottesville.....	WKAV-AM	1400 AM
Clinchco.....	WDIC-FM	92.1 FM
Clintwood.....	WDIC-FM	92.1 FM
Danville.....	WMNA-FM	106.3 FM
Galax.....	WCGX-AM	1360 AM
Gretna.....	WMNA-FM	106.3 FM
Hampton.....	WNIS-AM	790 AM
Harrisonburg.....	ESPN-FM (W267BA)	101.3 FM
Kilmarnock.....	WIGO-FM	104.9 FM
Lynchburg.....	WLNI-FM	105.9 FM
Marion.....	WUKZ-AM	1010 AM
Marion.....	WUKZ-FM	101.1 FM
Martinsville.....	WMVA-AM	1450 AM
Morningside, MD.....	WJFK-AM	1580 AM
Norfolk.....	WNIS-AM	790 AM
Onley.....	WESR-FM	103.3 FM
Onley.....	WESR-AM	1330 AM
Richmond.....	WRNL-AM	910 AM
Richmond.....	WRVQ HD2-FM	96.1 FM
Richmond (alternate).....	WRVA-AM	1140 AM
Roanoke.....	WSNV-FM	93.5 FM
Rocky Mount.....	WYTI-AM	1460 AM
Rocky Mount.....	WYTI-FM	104.5 FM
Staunton.....	WTON-AM	1240 AM
Tappahannock.....	WNNT-FM	107.5 FM
Tazewell.....	WHQX-FM	107.7 FM
Virginia Beach.....	WNIS-AM	790 AM
Warsaw.....	WNNT-FM	107.5 FM
Washington, D.C.....	WJFK-FM	106.7 FM
Washington, D.C. (alternate).....	WDHC-FM	99.1 FM
White Stone.....	WIGO-FM	104.9 FM
Winchester.....	WINC-AM	1400 AM

Stations & airtimes subject to change. Check www.hokiesports.com for latest listings.

LISTEN ONLINE: Virginia Tech IMG Sports Network broadcasts are on HokiesXtra & Tuneln.

LISTEN ON YOUR MOBILE DEVICE OR TABLET: Virginia Tech IMG Sports Network radio broadcasts, including games, talk shows, press conferences and daily interviews are available through the Hokies' mobile app, HokiesXtra. The app is free to download from the iPhone App Store or Android Market.

LISTEN ON SATELLITE RADIO: Virginia Tech football games can be heard each week on SiriusXM Satellite Radio, ACC on XM 193 & 194.



VT IMG SPORTS NETWORK

STAFF

HOKIES REVIEW

HISTORY

PROS

BEAMER

MEDIA



@LazeVT

JON LAASER

(pronounced "laser") enters his third season as "The Voice of the Hokies" in 2017. In that role, Laaser serves as the lead announcer for Virginia Tech football and men's basketball across the Virginia Tech IMG Sports Network. Additionally, he is the host of the weekly Tech Talk Live! radio program and Virginia Tech Sports Today television show. The 38-year old also pens the "Behind the Mic" column for Inside Hokie Sports magazine and frequently serves as an emcee, public speaker and ambassador for Virginia Tech. The Chanhassen, Minnesota native boasts a wide range of football, basketball and baseball announcing experience throughout his 17-year broadcasting career. Officially named to his current position on June 23, 2015, he joined Virginia Tech after spending four years working as a television and radio broadcaster for VCU basketball. His broadcasting journey originally brought him to Virginia in 2009 as one of the founding staff members of the Richmond Flying Squirrels, the Double-A affiliate of the San Francisco Giants. He served six seasons (2010-2015) as "The Voice of the Squirrels" and during that time garnered regional college basketball television assignments which included partnering with analyst John Feinstein on Comcast Sportsnet Washington.

Recognized by his peers as one of the top young play-by-play talents in the country, longtime FOX Sports and Cincinnati Reds broadcaster Thom Brennaman was one of several prominent sports figures who endorsed Laaser along with the "Voice of the Minnesota Vikings" Paul Allen and San Francisco Giants general manager Bobby Evans.

Working for Hampton Roads Sports Network in 2014-15, Laaser served as lead play-by-play broadcaster for college, high school football and basketball telecasts featuring schools throughout Virginia. He was also "The Voice of the Buccaneers" for the football and basketball programs of Charleston Southern from 2008-09, in addition to baseball broadcasting duties with the Myrtle Beach Pelicans, which at the time was the Class A Advanced Affiliate of the Atlanta Braves.

His extensive minor league baseball background also includes stints with the Altoona Curve (Pirates AA affiliate), Yakima Bears (Diamondbacks short-season A affiliate), St. Paul Saints (independent) and St. Cloud River Bats (Northwoods League). Laaser's professional career began in Minnesota with stints working for KFAN Radio in Minneapolis and KXSS Radio in St. Cloud as well with the NFL's Minnesota Vikings. Laaser is a graduate of Brown College in the Twin Cities.



@MikeBurnopVT

MIKE BURNOP

Virginia Tech's Hall of Fame network analyst received a multi-year contract extension prior to the 2015 football season and enters his 35th season in the Hokies' football booth. Burnop, a former star tight end for the Hokies, held the Virginia Tech record for receptions in a season by a tight end with 46 from the end of his playing career until it was broken by Bucky Hodges in 2016 (48). Burnop also ranks second all-time (Hodges) for career yards receiving by a tight end. In addition to his broadcasting duties, Burnop owns New River Office Supply; a business operating in Blacksburg, Pearisburg and Salem, Va.

In addition to his role as analyst, Burnop handles all post-game interviews from Tech's locker room. His versatility at the mic is nearly unparalleled in collegiate athletics as he also serves as the analyst for Tech men's basketball broadcasts. He is one of just a few announcers nationwide that provide analysis for both sports. Burnop is a prominent member of the Blacksburg community, frequently lending his time and talents to philanthropic causes throughout the area.



@AAllegretta

ANDREW ALLEGRETTA

is in his seventh season as the Director of Broadcast Operations for Digital Media and Olympic Sports. He serves as the sideline reporter and pre/post-game host for football broadcasts on the Virginia Tech IMG Sports Network. He also serves as the play-by-play broadcaster for Virginia Tech's women's basketball and baseball teams. In addition, he anchors coverage of Tech Olympic sports on HokiesXtra and hokiesports.com. Allegretta is also a contributor to men's basketball radio broadcasts and Virginia Tech Sports Today, the network's weekly regional television program. A native of Yarmouth, Maine, Allegretta graduated from Syracuse University with a degree in broadcast journalism.

WHAT IS A HOKIE?

That's a frequently asked question in Virginia Tech athletics, and the answer leads all the way back to 1896 when Virginia Agricultural and Mechanical College changed its name to Virginia Polytechnic Institute. With the change came the necessity for writing a new cheer, and a contest for that purpose was held by the student body. Senior O.M. Stull won first prize for his "Hokie" yell which is still used today. Later, when asked if "Hokie" had any special meaning, Stull explained the word was solely the product of his imagination and was used only as an attention-getter for his yell. It soon became a nickname for all Virginia Tech teams and those people loyal to Tech athletics. The official school colors – Chicago maroon and burnt orange – also were introduced in 1896. They were chosen because they made a "unique combination" not worn elsewhere at the time.



THE HOKIEBIRD
Virginia Tech's lovable mascot

VIRGINIA TECH IMG SPORTS MARKETING

250 South Main St., Suite 224
Blacksburg, VA 24060
Phone: (540) 961-7604
E-mail: hokipoki@vt.edu

VT ATHLETICS COMMUNICATIONS

Media interested in Tech athletics, be it an interview or press credential request, are encouraged to contact the Athletics Communications Office.

Hokie coaches and athletes work closely with the Communications staff in servicing media requests. Please, don't hesitate to give us a call.

All interview requests for Virginia Tech coaches, student-athletes and administrators should be directed to an appropriate member of the Athletics Communications staff.

The Athletics Communications Office is located on the fourth floor of the Jamerson Athletic Center, which is connected to Cassell Coliseum and the Merryman Athletic Center. The office is next to the Bowman Room.

All media members coming to campus

during the week need to stop by the Visitor and Undergraduate Admissions Center at 925 Prices Fork Road to obtain a parking pass.

Media will be responsible for paying any fines they incur while on campus.

THE PRESS BOX

The press box at Lane Stadium/Worsham Field comprises seven levels. Newspaper, radio and television reporters work on the fifth level.

The media area of the press box is accessible via elevators Nos. 4 & 5, which are located on the west side, in the south tower.

Admission to the press box is by credential only. Smoking is not allowed in the stands or in any enclosed area of Lane Stadium, including the press box and rest rooms.



PETE MORIS
Associate A.D.,
Strategic Communications
morisvt@vt.edu
540.231.9965
Education: Loras College ('93)
Hometown: Mt. Hope, Wis.



APRIL GOODE
Director, Engagement
& Analytics
a.goode@vt.edu
540.231.8823
Education: High Point ('03);
Marshall (MA '05)
Hometown: Meadow Bridge, W. Va.



JIMMY ROBERTSON
Director of Content Creation
jrob@vt.edu
540.231.4134
Education: Roanoke College, ('94)
Hometown: Christiansburg, Va.



BILL DYER
Associate Director,
Strategic Communications
wdyer@vt.edu
540.231.8852
Education: James Madison ('84)
Hometown: Danville, Va.



MARC MULLEN
Associate Director,
Strategic Communications
marcm@vt.edu
540.231.1894
Education: Bloomsburg ('98)
Duchesne (MA '01)
Hometown: North Catasaqua, Pa.



KELSEY APPLETON
Associate Director,
Strategic/Social
Communications
kelsey89@vt.edu
540.231.2228
Education: Virginia Tech ('13)
Hometown: College Station, Texas



PETER LONG
Assistant Director,
Strategic Communications
lpeter@vt.edu
540.231.6726
Education: St. John's ('14)
Nevada ('16)
Hometown: Point Pleasant, N.J.

JUST VIRGINIA TECH, PLEASE

While the full name of the school is Virginia Polytechnic Institute and State University, the school is commonly referred to as "Virginia Tech." Founded in 1872, as Virginia Agricultural and Mechanical College, the university changed its name to Virginia Polytechnic Institute in 1896. Fans of the athletics department, as well as media covering the Hokies, shortened the name to VPI, but it eventually became Virginia Tech. The "State University" was added in 1970 to bring the official title to what it is today.

Those covering Hokie athletics are asked to refer to the university as simply "Virginia Tech." Virginia Tech University, VPI and SU, VPI&SU, "Vah Tech," VT or VA Tech are not recognized names and should not be used.

PHONE & FAX

(540) 231-6726 - Phone

(540) 231-6984 - Fax

MAILING ADDRESS

Virginia Tech Athletics Communications
460 Jamerson Athletic Center (0502)
Blacksburg, VA 24061



DAVE KNACHEL
Senior Director,
Photography and Design
dknachel@vt.edu
540.231.1838
Education: Virginia Tech
Hometown: Christiansburg, Va.



DAMIAN SALAS
Senior Director and
Webmaster, hokiesports.com
dsalas@vt.edu
540.231.8816
Education: Virginia Tech
Hometown: Poquoson, Va.



JOHN SOURS
Associate Director,
Graphic and Web Design
jsours@vt.edu
540.231.6329
Education: South Florida ('79)
Hometown: Roanoke, Va.



BEN SMITH
Assistant Director,
Graphic and Web Design
bfsmith@vt.edu
540.231.6756
Education: Radford ('06)
Hometown: Christiansburg, Va.



DONNA SMITH
Administrative Assistant
sidsec@vt.edu
540.231.6726
Education: Christiansburg
High School ('91)
Hometown: Floyd, Va.

MEDIA INFORMATION

STAFF
HOKIES
REVIEW
HISTORY
PROS
BEAMER
MEDIA

REAL-TIME TRANSMISSION

The “real-time” transmission of digital images, audio and data, including live game play-by-play and statistics, of any home game or any Tech-sponsored media event is the exclusive property of Virginia Tech and/or its rights holder(s). “Real-time” is defined as “live continual coverage or description of an event.”

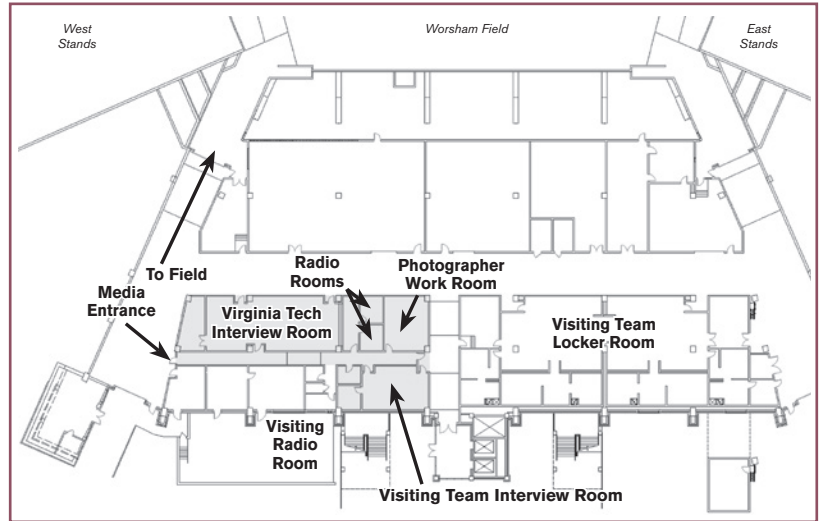
Media members blogging or using Twitter from the press box are subject to all of Virginia Tech’s real-time policies.

The Atlantic Coast Conference has adapted an Internet Real-Time Policy. Virginia Tech adheres to this policy.

RIGHTS RESTRICTION

Virginia Tech is and shall be the sole owner of any and all copyrights, intellectual property rights and proprietary rights for images, sounds and data arising from or during Virginia Tech home athletics contests and Tech-sponsored media events.

The use of photographs, video and/or audio for purposes other than traditional news coverage is forbidden. No redistribution is permitted.



JUNE OBLINGER SHOTT MEDIA CENTER
(shaded area)

GETTING TO CAMPUS

The campus is located in Blacksburg, Va., about 40 miles southwest of Roanoke, Va. To reach the campus from Interstate 81, take Exit 118-B (Christiansburg) onto U.S. Route 460 West. Follow the 460 Blacksburg Bypass and turn right onto Rt. 314.

BY AIR

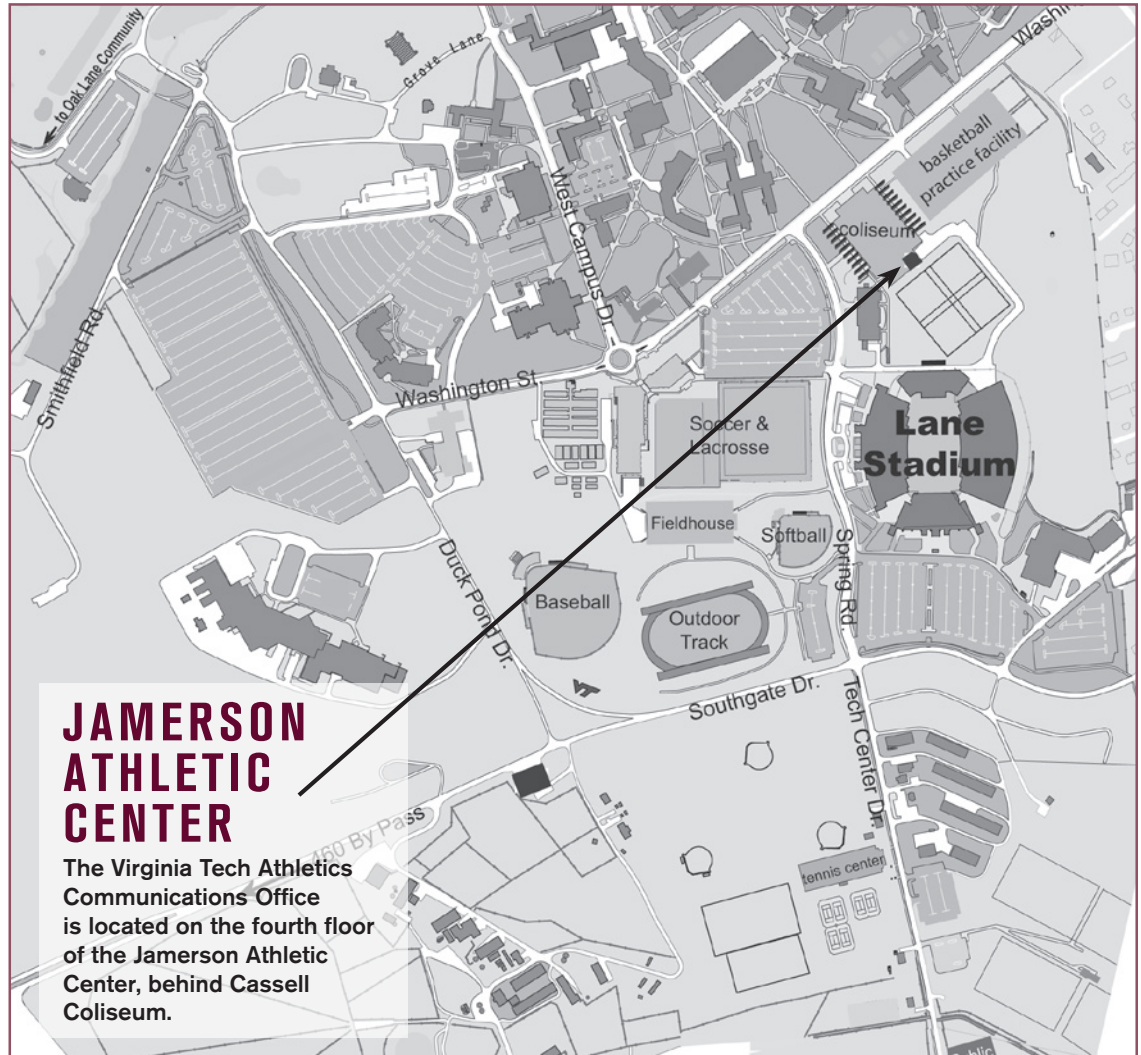
Roanoke Regional Airport in Roanoke, Va., is served by major domestic airlines. Limousine services provide transportation between the airport and campus. Private planes may land at the Virginia Tech Airport, on campus.

GAME DAY MEDIA PARKING (MEDIA PARKING PASS REQUIRED)

Media parking will be assigned in this location (M1). Game day media parking passes are limited and will be issued for various campus lots at the discretion of VT Athletics.

VISITOR PARKING PERMITS (NON-GAME DAYS)

Visitor parking permits are available at the Visitor Center on 965 Prices Fork Road, Monday-Friday 7:30 a.m.-6 p.m., Saturday 8:30 a.m.-2:30 p.m., and Sunday 1 p.m.-5 p.m. Visitor permits must be signed and dated by an authorized official and displayed 7 a.m. - 5 p.m., Monday through Friday, unless otherwise noted by a sign.



JAMERSON ATHLETIC CENTER

The Virginia Tech Athletics Communications Office is located on the fourth floor of the Jamerson Athletic Center, behind Cassell Coliseum.

HOKIES AND NASCAR

BATTLE AT BRISTOL

Located in the heart of NASCAR territory in Southwest Virginia, the Hokies has long shared a strong bond with the NASCAR community. On Sept. 10, 2016, Virginia Tech took that partnership to a whole new level as the Hokies faced Tennessee in the Battle at Bristol before 156,990 fans, the largest crowd ever to witness a college football game.



VIP VISITORS

Frank Beamer and Bud Foster have attended many NASCAR races over the years and developed a strong bond with many racing families. In 2000, Elliott Sadler drove a Wood Brothers Racing car with a Virginia Tech paint scheme in Richmond. In 2016, the Wood Brothers unveiled their No. 21 Virginia Tech paint scheme on the Tech practice field in anticipation of races at Bristol and Martinsville. NASCAR drivers Ty Dillion and Jeb Burton (son of 2004 Daytona 500 winner Ward Burton) have also visited Blacksburg in recent years.



CHARLOTTE MOTOR SPEEDWAY

As part of Virginia Tech's trip to the 2016 Belk Bowl, the Hokies visited Charlotte Motor Speedway, where the team participated in ridealongs with NASCAR drivers. The window egress proved tricky for some of the squad's larger players like Tim Settle, who eventually got into the passenger's seat. The team also visited the NASCAR Hall of Fame while in Charlotte.



HOKIES IN NASCAR

Darian Grubb	Vehicle Production Director	Hendrick Motorsports
Caleb Hurd	Engineer/Gas Man	Joe Gibbs Racing
Kevin Kidd	Competition Director	Roush Fenway Racing
Michael Tam		Roush Fenway Racing
Derek Vaughn	Head of Race Strategy	Richard Childress Racing
David Wilson	President	Toyota Racing Development



Virginia Tech's **OFFICIAL WEBSITE** is your one-stop source for information about Hokie varsity sports

HOKIES^{Xtra}

All Virginia Tech Athletics radio broadcasts and television programs are available exclusively online via **HokiesXtra**, on hokiesports.com.

Exciting **VIDEOS** of all aspects of Tech sports and Hokie Nation!



@VT_Football
@hokiesports



hokiesports



@HokiesFB



HokiesFB



KEEPING UP WITH THE HOKIES

ACCESS ALL OF THESE CONNECTIONS AT hokiesports.com



A **MONTHLY MAGAZINE** for continuing coverage of the Hokies' varsity sports



A **FREE WEEKLY ONLINE PUBLICATION** featuring quick updates about athletics at Virginia Tech

FUTURE FOOTBALL SCHEDULES

2018

Sept. 3	at Florida State	Tallahassee, Fla.
Sept. 8	William & Mary	Blacksburg, Va.
Sept. 15	East Carolina	Blacksburg, Va.
Sept. 22	at Old Dominion	Norfolk, Va.
Oct. 6	Notre Dame	Blacksburg, Va.
Home ACC	Georgia Tech	Blacksburg, Va.
	Miami	Blacksburg, Va.
	Virginia	Blacksburg, Va.
	Boston College	Blacksburg, Va.
Away ACC	at Duke	Durham, N.C.
	at North Carolina	Chapel Hill, N.C.
	at Pittsburgh	Pittsburgh, Pa.

2019

Aug. 31	Furman	Blacksburg, Va.
Sept. 7	Old Dominion	Blacksburg, Va.
Sept. 21	at East Carolina	Greenville, N.C.
Nov. 2	at Notre Dame	Notre Dame, Ind.
Home ACC	Duke	Blacksburg, Va.
	North Carolina	Blacksburg, Va.
	Pittsburgh	Blacksburg, Va.
	Wake Forest	Blacksburg, Va.
Away ACC	at Georgia Tech	Atlanta, Ga.
	at Miami	Miami Gardens, Fla.
	at Virginia	Charlottesville, Va.
	at Boston College	Chestnut Hill, Mass.

2020

Sept. 5	Liberty	Blacksburg, Va.
Sept. 12	Penn State	Blacksburg, Va.
Sept. 19	at Michigan	Ann Arbor, Mich.
Sept. 26	East Carolina	Blacksburg, Va.
Home ACC	Georgia Tech	Blacksburg, Va.
	Miami	Blacksburg, Va.
	Virginia	Blacksburg, Va.
	Boston College	Blacksburg, Va.
Away ACC	at Duke	Durham, N.C.
	at North Carolina	Chapel Hill, N.C.
	at Pittsburgh	Pittsburgh, Pa.
	at Louisville	Louisville, Ky.

2021

Sept. 4	Richmond	Blacksburg, Va.
Sept. 11	Michigan	Blacksburg, Va.
Sept. 18	at West Virginia	Morgantown, W.Va.
Oct. 9	Notre Dame	Blacksburg, Va.
Home ACC	Duke	Blacksburg, Va.
	North Carolina	Blacksburg, Va.
	Pittsburgh	Blacksburg, Va.
	Syracuse	Blacksburg, Va.
Away ACC	at Georgia Tech	Atlanta, Ga.
	at Miami	Miami Gardens, Fla.
	at Virginia	Charlottesville, Va.
	at Boston College	Chestnut Hill, Mass.

2022

Sept. 3	TBD	
Sept. 10	at Old Dominion	Norfolk, Va.
Sept. 17	East Carolina	Blacksburg, Va.
Sept. 24	West Virginia	Blacksburg, Va.
Home ACC	Georgia Tech	Blacksburg, Va.
	Miami	Blacksburg, Va.
	Virginia	Blacksburg, Va.
	Boston College	Blacksburg, Va.
Away ACC	at Duke	Durham, N.C.
	at North Carolina	Chapel Hill, N.C.
	at Pittsburgh	Pittsburgh, Pa.
	at NC State	Raleigh, N.C.

2023

Sept. 2	Old Dominion	Blacksburg, Va.
Sept. 9	Purdue	Blacksburg, Va.
Sept. 16	at Rutgers	Piscataway, N.J.
Sept. 23	at East Carolina	Greenville, N.C.
Home ACC	Duke	Blacksburg, Va.
	North Carolina	Blacksburg, Va.
	Pittsburgh	Blacksburg, Va.
	Florida State	Blacksburg, Va.
Away ACC	at Georgia Tech	Atlanta, Ga.
	at Miami	Miami Gardens, Fla.
	at Virginia	Charlottesville, Va.
	at Boston College	Chestnut Hill, Mass.

2024

Aug. 31	at Old Dominion	Norfolk, Va.
Sept. 7	East Carolina	Blacksburg, Va.
Sept. 14	at Wisconsin	Madison, Wis.
Sept. 21	Rutgers	Blacksburg, Va.
Home ACC	Georgia Tech	Blacksburg, Va.
	Miami	Blacksburg, Va.
	Virginia	Blacksburg, Va.
	Boston College	Blacksburg, Va.
Away ACC	at Duke	Durham, N.C.
	at North Carolina	Chapel Hill, N.C.
	at Pittsburgh	Pittsburgh, Pa.
	at Clemson	Clemson, S.C.

As of June 2017.
Schedules are
subject to change.

2025

Aug. 30	Old Dominion	Blacksburg, Va.
Sept. 6	at Penn State	University Park, Pa.
Sept. 13	Wisconsin	Blacksburg, Va.
Sept. 20	at East Carolina	Greenville, N.C.

2026

Sept. 19	at Maryland	College Park, Md.
----------	-------------	-------------------

2027

Sept. 18	Maryland	Blacksburg, Va.
	at Notre Dame	Notre Dame, Ind.

2028

Sept. 16	at Maryland	College Park, Md.
	Notre Dame	Blacksburg, Va.

2029

Sept. 8	at Arizona	Tucson, Ariz.
Sept. 15	Maryland	Blacksburg, Va.

2030

Aug. 30	Arizona	Blacksburg, Va.
---------	---------	-----------------

2033

	at Notre Dame	Notre Dame, Ind.
--	---------------	------------------

2036

Sept. 1	Notre Dame	Blacksburg, Va.
---------	------------	-----------------



Virginia Tech will serve as host to Michigan at Lane Stadium in 2021.

HOKIE CLUB

Founded in 1949 as the Virginia Tech Athletic Fund with the expressed purpose of funding scholarships for student-athletes at Tech, today the Hokie Club serves as the official conduit between fans and Virginia Tech Athletics.

"I know firsthand from both my experience as a player and from coaching just how important scholarships are to young people here at Virginia Tech," Frank Beamer said, who earned a football scholarship to Tech long before embarking on his legendary coaching career. "Scholarships change lives, and that's why Cheryl and I have always been willing to give to help these student-athletes not just to play sports, but to be a part of such a special place and get a degree. Many of my former players wouldn't have received that opportunity otherwise."

Simply put, joining the Hokie Club and making an annual gift to the Hokie Scholarship Fund to help provide scholarships for student-athletes is the best way you can make an impact on the lives of those young men and women who represent Virginia Tech Athletics.

RECENT GRAD PROGRAM

The best way for young alumni to stay involved with Virginia Tech Athletics is through the Hokie Scholarship Fund Recent Grad Program! Help support Hokie student-athletes and take advantage of Hokie Club

"I want to personally thank those who believed in our vision and wanted to play an integral part in our success; who invested and wanted to directly elevate our program within the ACC and on a national stage," added Director of Athletics Whit Babcock. "They are playing a huge role in our success and continued momentum. We are sincerely grateful. We will continue to work hard, every day, to represent them well and make them proud."

JOIN THE HOKIE CLUB TODAY

540.231.6618 • HokieClub@vt.edu • hokieclub.com

SOCIAL MEDIA

@HokieClub HokieClub @HokieClub

BILL LANSDEN

SENIOR ASSOCIATE ATHLETICS DIRECTOR OF DEVELOPMENT AND EXECUTIVE DIRECTOR OF THE HOKIE CLUB



Lansden joined Virginia Tech in 2015 as Senior Associate Athletics Director of Development and Executive Director of the Hokie Club. As the chief major gift officer for Intercollegiate Athletics, Lansden is responsible for the planning and implementation of the overall fundraising efforts from all private sources and is charged with the continued growth and evolution of the Hokie Club. Previously, Lansden spent two years as the Senior Associate AD for External Relations at the University of Alabama at Birmingham. While at UAB, he oversaw a staff of 25 in the areas of development, marketing, media relations and ticketing for the

Blazers' 18 sports. He also served as the liaison with the university's development office. Prior to UAB, Bill spent nine years (2004-2013) as the Associate AD for Athletics Development at the University of Memphis, where he oversaw capital campaigns, the major gifts program and annual giving. Lansden received a Bachelor of Arts degree in business administration from Rhodes College where he also lettered four-years in football. He also received a Master of Science degree in sports administration from Georgia State in 1993. Born and raised in Memphis, he lives in Blacksburg with his wife Blair and twin daughters, Madeline and Delaney.

HOKIE CLUB STAFF



David Everett

Associate Athletics Director for Major Gifts



Terry Bolt

Major Gifts Officer for Intercollegiate Athletics



Scott Davis

Major Gifts Officer for Intercollegiate Athletics



Ben Hill

Director of Major Gifts for Intercollegiate Athletics



Steve Adams

Associate Director of Major Gifts for Intercollegiate Athletics



Scott Hughes

Leadership Gift Officer for Intercollegiate Athletics



Carly Northup

Assistant Athletic Director of Development and External Engagement



Trey Frazier

Associate Director of Annual Giving for Intercollegiate Athletics



Andrew Bauschelt

Annual Giving Coordinator for Intercollegiate Athletics



Evan Massengill

Annual Fund Giving Coordinator for Intercollegiate Athletics

DRIVE FOR 25

QUICK FACTS

- Launched – December 12, 2016
- Objective – Increase membership in the Hokie Club to 25,000 members
- History – The Hokie Club (formerly known as the Virginia Tech Athletic Fund) was founded in 1949 to fund scholarships for student-athletes at Tech
- ACC Peers – Clemson, Florida State and N.C. State all possess fundraising organizations approaching 25,000 members

STATUS UPDATE

- As of June 2017, Hokie Club membership was at an all-time record with over 13,000 members
- Annual giving to the Hokie Club approached \$33 million for the most recent giving cycle that concluded March 31.
- Of that record \$33 million total, approximately \$16.2 million was designated to the Hokie Scholarship Fund to be utilized specifically for scholarships for student-athletes, a dramatic 65 percent increase in giving from the previous year's \$9.8 million total.

JOIN THE HOKIE CLUB TODAY ■ WWW.DRIVEFOR25.COM



"There is no better time to get involved with Virginia Tech Athletics, and there is no better way to impact our success than to join the Hokie Club, no matter where you live." "It's about our students and scholarship opportunities, and it's about competing at the highest levels. "We will keep working hard to represent Virginia Tech in a first-class manner and make the Hokie Nation proud, but we need our alumni and friends to step up and be a part of it all and to join the Drive for 25."

- Director of Athletics, Whit Babcock



"It wasn't a situation where, 'OK, I got the scholarship, so my parents won't have to pay for it. It was like, 'OK, now I've got this scholarship, so now I can go to college.' Otherwise, I wouldn't have been able to go. I had two hard-working parents, and as much as they loved me, they wouldn't have been able to afford to send me to college."

- Women's basketball head coach Kenny Brooks on receiving his college scholarship



Coach Beamer's retired No. 25 jersey symbolizes the collective spirit of Hokie Nation. With Beamer's blessing, current football head coach Justin Fuente affords a different Tech player the honor of wearing the No. 25 jersey for each week's game. The gesture serves as a reminder of Beamer's assertion that "Virginia Tech is at its best when we're all pulling together."



The Drive for 25 logo made its first appearance in Lane Stadium on Nov. 26, 2016 when Tech registered a 52-10 win over Virginia to claim its 13th consecutive victory over its in-state rival.

"There is strength in numbers. Compared to other top programs in the nation, we don't have enough folks on board as annual donors. This is a tremendous opportunity for fans and alumni to demonstrate their love for the Hokies by making a gift and making a difference in the lives of our students and student-athletes for generations to come."

- Frank Beamer



The Drive for 25 logo debuted on the Virginia Tech Carilion Court on Feb. 12, 2017 as the Hokies knocked off No. 12 ranked Virginia by a 80-78 margin in double OT at Cassell Coliseum. Tech trailed by a 37-23 margin at halftime, but thanks to a defense that allowed a mere 26 points over the next 20 minutes, a rousing halftime speech to the crowd by Coach Beamer and a raucous Cassell crowd, Coach Buzz Williams and the squad recorded a second straight home win over the Cavaliers.

HOKIES 2017 SCHEDULE



vs. WEST VIRGINIA

September 3 · FedExField



vs. DELAWARE

September 9



AT EAST CAROLINA

September 16



vs. OLD DOMINION

September 23 · White Effect / Military Appreciation / Hall of Fame



vs. CLEMSON

September 30 · Maroon Effect



AT BOSTON COLLEGE

October 7



vs. NORTH CAROLINA

October 21 · Orange Effect / Homecoming



vs. DUKE

October 28



AT MIAMI

November 4



AT GEORGIA TECH

November 11



vs. PITT

November 18



AT VIRGINIA

November 24