


2011

VIRGINIA TECH SPRING FOOTBALL





2011 SPRING FOOTBALL GUIDE

VIRGINIA TECH

MEDIA INFORMATION

Itinerary: Spring practice is scheduled to run from March 30 through April 23. The annual Spring Game is scheduled for Saturday, April 23, at Lane Stadium/Worsham Field, beginning at 2 p.m. Media accommodations for the game are in the fifth level press box on the west side of the stadium.

Practice coverage: Tech will practice each Monday, Wednesday, Friday and Saturday, except April 16. A practice will be held on Thursday, April 14 that week. On Mondays and Fridays, practices are closed to all. On Wednesdays, the stretching session and the first two periods are open to media. Two scrimmages are open to media and fans, but media are asked to stand on the East/visitor sideline, behind the end zones or sit in the stands. All practices, except for scrimmages on April 9 and 15, and the Spring Game, are closed to the general public. The Hokies will work out at the football practice fields behind the Merryman Center or, in the event of inclement weather, in Rector Field House. Scrimmages are scheduled to be held at Lane Stadium/Worsham Field. Dates and times, listed on this page, are subject to change. Please note that the schedule does not include meeting and conditioning assignments. No tweeting is allowed during scrimmages or the open portion of practices.

Interviews: Interviews with coaches, players and staff will be held in a 15-minute session after each Wednesday practice, and then four players requested by media, plus coaches, will be available after the two open scrimmages.

Photographers: Videographers and photographers may go into the stretching area but must film only from the sidelines once the team goes into the first two periods. Please refrain from edging onto the playing field to avoid any injury to players and/or photographers.

2011 SCHEDULE

Day	Date	Opponent	Location	TV
Sat.	Sept. 3	APPALACHIAN STATE	Blacksburg, Va.	
Sat.	Sept. 10	at East Carolina	Greenville, N.C.	
Sat.	Sept. 17	ARKANSAS STATE	Blacksburg, Va.	
Sat.	Sept. 24	at Marshall	Huntington, W. Va.	
Sat.	Oct. 1	CLEMSON*	Blacksburg, Va.	
Sat.	Oct. 8	MIAMI* (Hall of Fame)	Blacksburg, Va.	
Sat.	Oct. 15	at Wake Forest*	Winston-Salem, N.C.	
Sat.	Oct. 22	BOSTON COLLEGE* (HC)	Blacksburg, Va.	
Sat.	Oct. 29	at Duke*	Durham, N.C.	
Thur.	Nov. 10	at Georgia Tech*	Atlanta, Ga.	ESPN
Thur.	Nov. 17	NORTH CAROLINA*	Blacksburg, Va.	ESPN
Sat.	Nov. 26	at Virginia*	Charlottesville, Va.	
Sat.	Dec. 3	ACC Championship‡	Charlotte, N.C.	

*ACC game

‡Coastal vs. Atlantic Champions

Times & TV to be announced

2011 SPRING PRACTICE SCHEDULE

SUNDAY March 27	MONDAY March 28	TUESDAY March 29	WEDNESDAY March 30 PRACTICE 1 7 p.m.	THURSDAY March 31	FRIDAY April 1 PRACTICE 2 4:30-6:30 p.m.	SATURDAY April 2 PRACTICE 3 Noon-2 p.m.
April 3	April 4 PRACTICE 4 7 p.m.	April 5	April 6 PRACTICE 5 7 p.m. 8 p.m. Scrimmage	April 7	April 8 PRACTICE 6 4:30-6:30 p.m.	April 9 PRACTICE 7 11 a.m. - 1 p.m. Scrimmage
April 10	April 11 PRACTICE 8 7 p.m.	April 12	April 13 PRACTICE 9 7 p.m. 8 p.m. Scrimmage	April 14 PRACTICE 10 7 p.m.	April 15 PRACTICE 11 7 p.m. Scrimmage	April 16
April 17	April 18 PRACTICE 12 7 p.m.	April 19	April 20 PRACTICE 13 7 p.m.	April 21	April 22 PRACTICE 14 Non-contact	April 23 SPRING GAME 2 p.m.

SPRING OUTLOOK

SPRING TWO-DEEP

as of March 28

Offense (Multiple)

SE	81	Jarrett Boykin (6-2, 219, Sr.)
	18	D.J. Coles (6-3, 225, Jr.)
LT	72	Andrew Lanier (6-5, 313, r-Sr.)
	54	Nick Becton (6-6, 307, r-Jr.)
LG	75	Greg Nosal (6-6, 281, r-Sr.)*
	76	David Wang (6-1, 301, r-So.)
C	74	Andrew Miller (6-4, 290, r-So.)
	67	Michael Via (6-7, 285, r-Jr.)
RG	68	Jaymes Brooks (6-2, 307, r-Sr.)
	60	Laurence Gibson (6-4, 299, r-Fr.)
RT	62	Blake DeChristopher (6-5, 312, r-Sr.)
	67	Michael Via (6-7, 285, r-Jr.) OR
	71	Vinston Painter (6-6, 317, r-Jr.)
TE	33	Chris Drager (6-3, 256, r-Sr.)
	86	Eric Martin (6-2, 261, r-So.)
QB	3	Logan Thomas (6-6, 245, r-So.)
	12	Ju-Ju Clayton (6-0, 220, r-Jr.)
FB	45	Joey Phillips (5-11, 214, r-Jr.) OR
	39	Martin Scales (5-11, 216, r-Jr.)
TB	4	David Wilson (5-11, 201, Jr.)
	2	Josh Oglesby (5-11, 210, r-Sr.)
FL	19	Danny Coale (6-0, 196, r-Sr.)
	7	Marcus Davis (6-4, 234, r-Jr.)


* will not participate in contact work during the spring.

Defense (4-3)

DE	99	James Gayle (6-4, 246, r-So.)
	95	Zack McCray (6-5, 248, r-Fr.)
DT	98	Derrick Hopkins (6-0, 298, So.)
	93	Kwamaine Battle (6-0, 301, r-Sr.)
DT	56	Antoine Hopkins (6-0, 299, r-Jr.)
	53	Dwight Tucker (6-1, 277, r-Jr.)
DE	42	J.R. Collins (6-2, 253, r-So.)
	90	Duan Perez-Means (6-4, 252, r-Fr.)
OLB	43	Jeron Gouveia-Winslow (6-2, 195, r-Jr.)
	28	Alonzo Tweedy (6-2, 185, r-Jr.)
ILB	51	Bruce Taylor (6-2, 252, r-Jr.)
	58	Jack Tyler (5-11, 220, r-So.)
ILB	24	Tariq Edwards (6-3, 228, r-So.)
	36	Chase Williams (6-1, 223, r-Fr.)
CB	20	Jayron Hosley (5-10, 170, Jr.)
	9	Cris Hill (5-11, 176, r-Sr.)
FS	15	Eddie Whitley (6-1, 187, Sr.)
	21	Theron Norman (6-3, 209, r-Fr.)
ROV	1	Antone Exum (5-11, 217, r-So.)
	40	Wiley Brown (5-10, 196, r-Jr.)
CB	17	Kyle Fuller (6-0, 178, So.)
	8	Detrick Bonner (6-0, 183, r-Fr.)

Specialists

PK	89	Cody Journell (5-11, 167, r-So.)
		Connor Goulding (5-9, 174, r-Fr.)
	48	Justin Myer (6-1, 212, Sr.)
P		Scott Demler (5-11, 192, r-So.)
		Ethan Keyserling (6-2, 203, r-Fr.)
SN	50	Collin Carroll (6-3, 248, r-So.)
	65	Joe St. Germain (5-11, 215, r-Fr.)
H		TBA
KO	48	Justin Myer (6-1, 212, Sr.)
	89	Cody Journell (5-11, 167, r-So.)



Jayron Hosley

TECH QUICK FACTS

Location: Blacksburg, Va.

Enrollment: 31,000

President: Charles W. Steger

Director of Athletics: Jim Weaver

Head Football Coach: Frank Beamer (Virginia Tech '69)

Hokies' 2010 Record: 11-3 overall; 8-0 ACC; ACC Champions

Beamer's Overall Record: 240-118-4 (30 years)

Beamer's Record at Tech: 198-95-2 (24 years)

Faculty Chairman of Athletics: Dr. Larry Killough

Conference: Atlantic Coast Conference

Nickname: Hokies

Colors: Chicago maroon and burnt orange

Media Relations: Dave Smith (540) 231-6726

Sports Information Fax: (540) 231-6984

Tech Athletics on the Internet: www.hokiesports.com

OFFENSIVE LINE



Blake DeChristopher

LEFT TACKLE

Andrew Lanier (r-Sr.) – Entered 2010 as the No. 2 left tackle but took over the starting job when Nick Becton developed turf toe ... Started every game ... Showed steady improvement throughout the season ... Needs to keep weight on after finishing 2010 at 270 pounds.

Nick Becton (r-Jr.) – Suffered a setback last fall when he developed turf toe ... Was slated to start but was limited to a few series per game ... Will get a chance to get back in the thick of things this spring ... Is athletic and very talented ... Needs to show he is ready to play.

Mark Shuman (r-Fr.) – An outstanding prospect who will likely get a ton of reps during the spring ... Is big, tough, athletic and can really move his feet ... Coaches would like to get him ready to play as fast as possible.

LEFT GUARD

Greg Nosal (r-Sr.) – Started all 14 games last fall, playing over 800 snaps ... Won't get any reps during the spring after undergoing shoulder surgery in January ... Will work on getting bigger and be ready to go in August.

David Wang (r-So.) – Will move into the top spot for spring practice ... Has a lot of power and pop ... Got better throughout the 2010 season ... Hokies need him to play ... Coaches are excited to see what he can do.

Courtney Prince (r-Jr.) – Flipped back and forth at the guard positions last year ... Needs to show he can help the Hokies up front ... Didn't get enough reps during the season but should make up for that this spring.

Matt Arkema (r-Fr.) – A newcomer with promise ... Is going to get reps at guard and center this spring, which will enhance his chances of getting on the field ... Coaches feel he has the ability to help the team at both positions.

CENTER

Andrew Miller (r-So.) – A tough, hardnosed player with ability ... Served as a backup at center and right guard in the fall ... Slowed by a shoulder injury early on but saw action in 12 games ... Will get a shot at the starting duties.

Michael Via (r-Jr.) – Another versatile lineman who has been limited by injuries ... Got three starts at center as a redshirt freshman in 2009 ... Came back fast from a sprained ACL surgery and played some offensive tackle last fall ... Will get reps at both center and right tackle.

Bo Gentry (r-Jr.) – Provides depth at the center spot ... As hard a worker as the Hokies have on the line ... Son of strength and conditioning coach Mike Gentry.

RIGHT GUARD

Jaymes Brooks (r-Sr.) – A two-year regular with 28 consecutive starts ... Earned second-team All-ACC honors in 2010 ... Has a lot of power and explosiveness ... Will work on some areas of protection this spring ... Coaches are expecting big things from him as a senior.

Laurence Gibson (r-Fr.) – Has moved from tackle to guard ... Is the type of physical player who can have success inside ... Entering school during January last year has been a big plus ... This will be a big spring for him ... Coaches expect to see a lot of improvement.

HEADLINES

Key Loss: center **Beau Warren**

Key Returnees: tackle **Blake DeChristopher**; tackle **Andrew Lanier**; guard **Jaymes Brooks**; guard **Greg Nosal**

All four returnees started every game last season, with DeChristopher and Brooks both earning second-team All-ACC honors.

Battle to Watch: Last year, **Nick Becton** was slated to start at left tackle before turf toe wiped out much of his season. Becton is completely back this spring and ready to battle **Andrew Lanier**, who stepped in and started every game in 2010.

Breakout Candidate: With center the only position along the offensive line that doesn't return a starter, the coaches are hoping that talented **Andrew Miller** can fill the void. He has the toughness, the temperament and the mentality for the job but will need to show that he can do it in the heat of battle.

Caleb Farris (Fr.) – Entered school in January ... Made strides in the off-season program ... Shows athleticism ... Will get some reps to see where he stands.

RIGHT TACKLE

Blake DeChristopher (r-Sr.) – Takes over the role of veteran on the O-line ... A three-year regular with 37 starts under his belt ... Has been very solid for the Hokies ... Second-team All-ACC in 2010 ... Will be pulled out at times to get some first-team reps for Michael Via.

Vinston Painter (r-Jr.) – Is moving outside to tackle, which might better fit his skill set ... Showed big improvement late in the season last fall ... A weight room standout who appears more confident ... Coaches are hoping it all comes together for him this spring.

Coach Newsome on the offensive line: "I think the No.1 thing this spring is to get as many people ready to play as possible. I think we are going to be able to play the most people up front that we have ever been able to play. We've got four starters returning, and of course you want to get them work, but they are an older group. I really want to concentrate on getting the other guys reps and finding out if they are ready to play. We could end up with a really good situation. I thought overall we were pretty productive a year ago and I feel this group can be even better because I think we can take some people off the field without having a big dropoff."

RECEIVERS & TIGHT ENDS



Jarrett Boykin

SPLIT END

Jarrett Boykin (Sr.) – Is poised to become Tech’s all-time leader in pass receptions and receiving yards ... Hauled in 53 passes for 847 yards and six touchdowns in 2010 ... Continues working to be the best ... Is big and physical ... Can bring the ball down in a crowd ... Coaches are looking for him to have a really good spring.

D.J. Coles (Jr.) – Has a lot of tools, including size and speed ... Worked hard during winter workouts ... Needs to be an every-down guy on a consistent basis ... Has the desire to accomplish that.

E.L. Smiling (r-Fr.) – A young talent whom the coaches plan to take a good look at ... Another big-bodied player with speed ... Still needs to get stronger and be more physical in the run game ... Will get thrown in the mix this spring.

FLANKER

Danny Coale (r-Sr.) – An extremely hard worker who is hard to get off the field ... Averaged a team-leading 18.8 yards a catch during the fall ... Enters his final year already ranked in the top 10 at Tech in receptions and receiving yards ... Works at the little things that help make him so valuable ... Coaches want him to be a leader, not only for the receivers, but for the team as well.

Marcus Davis (r-Jr.) – A great athlete who has bought into the weight room and done some explosive things during the off-season ... Needs to transfer what he is doing in the weight room to the field ... Really stepped in and did some good things when Dyrell Roberts got

hurt last fall ... Coaches want him to take another step and become a big-time contributor.

Dyrell Roberts (Sr.) – A big-play threat as a receiver and return man ... Caught 21 balls last fall before he was sidelined for the final five games by a thigh injury ... Is trying to get his weight back up ... Is not likely to see contact work this spring ... Summer will be key to him heading into preseason camp.

Willie Byrn (r-Fr.) – Showed some good things in preseason camp and scrimmages ... Will get some reps to see if he can contribute ... Has the intangibles.

Coach Sherman on the wide receivers:
“I like the whole group, I like what they are all about. They all have different roles and I think they each understand that. But, to be the group I think they want to be, they have to go out there this spring and master the craft ... get better at the little things. If they do that, the big things will come. The big thing about them is that their work ethic has changed. Since the bowl game, there is something about them. They’re hungry right now. They want to be the best that they can be, and more importantly, they want to continue to win and carry on the tradition here at Virginia Tech.”

TIGHT END

Chris Drager (r-Sr.) – Moves to the top of the depth chart after spending the last two seasons at defensive end, including last fall as a starter ... Began his Tech career at tight end, playing in 11 games during the 2008 season, including one start ... Caught three passes for 37 yards ... Won the Coaches’ Award for

HEADLINES

Key Loss: tight end **Andre Smith**

Key Returnees: split end **Jarrett Boykin**; flanker **Danny Coale**; flanker **Dyrell Roberts**

Boykin, Coale and Roberts were Tech’s top three receivers for the second consecutive season, combining for 113 catches for 1,882 yards and 11 TDs in 2010.

Battle to Watch: Chris Drager’s move to tight end will solidify the starting job but for the second straight year the No. 2 spot is up for grabs, and the cast of contenders is the same. **Eric Martin** may have an edge after holding the role during the fall, but **Randall Dunn** has the ability to stretch the field and redshirt **Jerome Lewis** could have the most potential.

Breakout Candidate: Big-bodied receivers **Marcus Davis** and **D.J. Coles** are both candidates. The Tech coaches would like to see these two players step up and be big contributors, which would allow Jarrett Boykin and Danny Coale to get off the field a little more. The ability to do that could make Tech a stronger team at the end of the year.

the offensive player who had an exceptional spring in 2009 prior to moving to DE that fall.

Eric Martin (r-So.) – Was the second tight end in 2010 when the Hokies used two tight end sets ... Played in 11 games, starting one ... Blocks well, but needs to play a little bit better in space ... Is working to improve his speed and quickness ... A solid, dependable performer.

Randall Dunn (r-Jr.) – Saw limited action at TE during the fall ... A positive in the passing game who can run and stretch the field ... Must improve as a blocker and continue to learn the offense ... Will get a good look this spring.

Jerome Lewis (r-Fr.) – Needs to have a maturing spring ... Can do the job physically, but must improve on the mental aspect of the game ... Has made some strides, but still has to earn the coaches’ trust.

George George (r-Jr.) – Saw brief reserve time at TE in two games ... A hard worker who is consistent at what he does ... Understands the game but must continue to work at playing a little quicker.

Coach Stinespring on the tight ends:
“This spring will be about what each individual at this position has to do. Everybody within this group of tight ends needs to improve on something different from the others in order to improve their cause and ours. Some players have to get a little faster, some a little stronger, while others are going to have to block better or run better routes. We really have a wide array of things that we have to get done this spring.”

RUNNING BACKS & QBs

HEADLINES

Key Losses: quarterback **Tyrod Taylor**; tailback **Ryan Williams**; tailback **Darren Evans**

Key Returnees: tailback **David Wilson**; fullback **Josh Oglesby**

With backfield mates Williams and Evans opting to leave early for the NFL Draft, Oglesby will return to his original position and join Wilson at tailback. Wilson averaged 5.5 yards a carry last season when he ran for 619 yards and five TDs. He also caught 15 passes for 234 yards and four scores.

Battle to Watch: There is going to be daily competition at the fullback position, where the top spot is wide open. **Joey Phillips**, **Martin Scales** and **Riley Beiro** are all capable of filling the job and are eager to show what they can do.

Breakout Candidate: Redshirt sophomore **Logan Thomas** heads into the spring as the leading candidate to replace record-setting quarterback Tyrod Taylor. There has been a lot of anticipation surrounding the 6-foot-6 signal-caller and he will get a chance to finally seize the spot after two years of preparation.



TAILBACK

David Wilson (Jr.) – Was third on the team in rushing during the fall with 619 yards on 113 attempts, an average of 5.5 yards a carry ... Scored five touchdowns rushing, four receiving and two on kickoffs ... Athletically, is among the best tailbacks the Hokies have had ... Will also be allowed to participate in track during the spring.

Josh Oglesby (r-Sr.) – Will move back to tailback after sharing time at fullback last season ... Is a more complete player ... Has really become a good blocker ... Possesses a great deal of ability ... Will get a lot of reps in the spring.

Tony Gregory (r-So.) – Showed promise in the fall but suffered a setback when he tore his ACL on punt coverage during the UNC game ... Stayed around Blacksburg to rehab every day when everybody else went home after the Orange Bowl ... Will miss spring work but should be ready for fall.

James Hopper (r-So.) – Will move over from defense where he was a rover ... Was a tailback in high school ... Has some toughness and excellent speed ... Will get a chance to show what he can do.

Daniel Dyer (r-Fr.) – A hard worker ... Did a good job in the scout team's Monday scrimmages ... Coaches will see what he can do.

FULLBACK

Joey Phillips (r-Jr.) – Has some experience after becoming a starter on the team's goal-line offense during the fall ... Works hard both on and off the field ... A Super Iron Hokie in the weight room ... Will be in the thick of the battle for the top spot this spring.

Martin Scales (r-Jr.) – A standout on special teams

during the fall ... Will get a shot at fullback this spring ... Has a lot of promise ... Possesses ability as a runner after playing some tailback in high school ... Is very physical ... Coaches feel he can be good ... Will get a lot of reps.

Riley Beiro (r-Fr.) – Is set to move to fullback after working at tailback during the fall ... A physical player with toughness ... The only freshman to earn Super Iron Hokie honors during scout team testing in the fall ... Has a chance to help the Hokies.

“**Coach Shane Beamer on the running backs:** “First, from a personal standpoint, I want to familiarize myself with the personnel. Then, I want to figure out what each guy can do and how they can help us. Obviously, we have to replace two real good ones in Ryan Williams and Darren Evans, so that is a big challenge. Ryan and Darren played a lot last year along with David Wilson. We've got some guys who will be limited in the spring because of injury, but we've got to develop some depth at both the tailback and fullback positions.”

QUARTERBACK

Logan Thomas (r-So.) – Served as the top backup to Tyrod Taylor during the fall ... Saw brief action in seven games ... Is big, tall, athletic and smart ... Became a more accurate passer during the fall ... Has made big strides mentally as well ... Will work on footwork, balance in the pocket and timing during the spring ... Is scheduled to get a lot of simulated game action.

Ju-Ju Clayton (r-Jr.) – Didn't get a lot of work last fall, but understood his role and did a great job with it ... Has become a more precise and accurate passer ... Has performed well when called upon in practice ...

Knows the offense and understands what is happening on the other side of the ball ... Spring practice will determine where he fits in.

Ricardo Young (r-Fr.) – A young player who has shown a knack for making things happen ... Has tremendous quickness, but hasn't thrown the ball quite as well as hoped in drill situations ... Is working to improve his arm strength ... Will get the chance to compete for the top spots.

Mark Leal (r-Fr.) – Worked on the scout team during the fall while redshirting ... Hasn't seen much work, but will be given an opportunity to show what he can do ... Has a quick release and a very strong arm ... May need some work on his delivery.

Trey Gresh (r-Fr.) – Heading into his second spring after entering school in January 2010 ... Coaches haven't seen much of him, but liked how he performed in the 2010 spring game ... Has ability, just needs to get some reps.

“**Coach O'Cain on the quarterbacks:** “The top goal every year, and particularly this year, is to come out of spring with a No. 1 guy, a guy we can hang our hat on and go into August knowing he is our quarterback. Obviously, the frontrunner right now is Logan Thomas, but our other candidates are going to get every opportunity to compete with him for the job this spring. We know a little bit about Logan and we know a good bit about Ju-Ju. The thing we don't know about is the other three guys. It is going to be important this spring to give them enough work so we can see where they are going to fit in the pecking order and give them an opportunity to show what they can do. We are going to have to make some hard decisions in terms of who gets work when.”

DEFENSIVE LINE

HEADLINES

Key Losses: tackle **John Graves**; end **Steven Friday**; end **Chris Drager**

Key Returnee: tackle **Antoine Hopkins**

With returning starter Drager moving to offense, Antoine Hopkins becomes the only returning starter up front. Hopkins started the last 12 games of 2010 and will play an important role this spring.

Battle to Watch: Practically the entire defensive line will be a battle every practice with Antoine Hopkins the only starter returning. J.R. Collins and James Gayle appear solid for the starting end spots, but everything else on the depth chart is wide open.

Breakout Candidate: **J.R. Collins** is slated to start at one of the defensive end spots but will also get some work at tackle this spring. That move is more about Collins' ability than the Hokies' needs, but Coach Charley Wiles wants the tackle positions to be more productive and active. Wiles knows what Collins brings to the table, so count on the redshirt sophomore being on the field somewhere.



Antoine Hopkins

END

J.R. Collins (r-So.) – Is slated to start at one of the end positions, but is also scheduled to get some reps at tackle ... Played in 13 games last fall, including one start ... Third on the team in sacks with five ... An active player who chases the football and runs people down ... Is hard to block one-on-one and plays extremely hard ... Loves the game.

James Gayle (r-So.) – Will open the spring as a starter ... Played in every game and started two during the fall with four sacks and 12 QB hurries ... Excelled in the weight room during the winter, earning the elite Excaliber Award ... Is strong and explosive ... Has gained a better understanding of the position.

Zack McCray (r-Fr.) – A smooth athlete who has excited the coaches with his ability ... Very intelligent, will learn from each rep and improve ... Must continue to improve strength-wise and be more aggressive ... Is going to make some plays ... Will get a lot of reps this spring.

Duan Perez-Means (r-Fr.) – Had a great spring a year ago, but leveled out some during the fall ... Coaches are counting on him picking up where he left off last spring ... Is trying to improve his strength following a shoulder injury ... Will get a close look.

Tyrel Wilson (r-So.) – Saw most of his action on special teams during the fall ... Is not overly big, but is put together well ... Will beat people with his speed and quickness.

Quillie Odom (r-Jr.) – Moves over from linebacker after redshirting in the fall ... Coaches think it will be a good move for him ... Will need to be a little more physical.

Justin Taylor (Fr.) – Entered school in January ... Has been working hard in the off-season program ... Has a lot of room to grow ... Is going to get an opportunity to beat out someone for a depth chart spot.

TACKLE

Antoine Hopkins (r-Jr.) – Started 12 of 14 games last season, posting 45 tackles, including 6.5 for losses ... Has a lot of ability ... Is working to take his practice habits and work ethic to another level ... Coaches want to see how much better he can get.

Kwamaine Battle (r-Sr.) – Moved into a starting tackle spot in the fall only to see his season end with a knee injury early in game two against JMU ... Can play either tackle position ... Is cleared for spring practice, but has some conditioning work to do ... Is explosive and can become a disrupter when healthy.

Derrick Hopkins (So.) – Was one of only two true freshmen to see playing time during the fall ... Shows real promise ... Has a chance to put himself in the thick of the battle for a starting job this spring ... Can run and flatten out to make plays away from the point of attack.

Dwight Tucker (r-Jr.) – An effort player who can run ... Has gained some experience, but must continue to improve to stay in the mix ... Gives something at the point of attack but needs to stay on his feet.

Isaiah Hamlette (r-Jr.) – A player the coaches would like to see step up this spring ... Can run and rush the passer, but has to be stronger at the point of attack ... Has to improve if he wants to play ... Will get a lot of work against 1s and 2s to find out where he stands.

Nick Acree (r-Fr.) – Is getting a brand new start after redshirting in the fall ... Has lost weight to improve his mobility ... Needs to bring his weight room productivity and strength to the field ... Has the work ethic necessary to succeed.

“**Coach Wiles on the defensive line:** “At end, we’re excited about James Gayle, we’re excited about J.R. Collins and Zack McCray. Tyrel Wilson is showing some things, but this is youth, a group that has three starts between them. So can you win with them on a regular basis? We also need to find out what combination is going to make us the best at tackle. We have to get better and make more plays in there at defensive tackle. We need guys on the field that can run. We’ve got to go out there this spring and really take advantage of every day and work to improve. When we get 15 practices in, then we will have a pretty good idea who the first four are and who the second four are. It’s all about looking to see how we can make our football team better.”

LINEBACKERS



MIKE

Bruce Taylor (r-Jr.) – Moved into the top spot at mike last spring following the injury to Barquell Rivers ... Had an outstanding season, leading the team in tackles with 91 ... Also had six sacks, 15.5 tackles for loss and 12 QB hurries ... Was second-team All-ACC ... Started at backer in the Orange Bowl game ... Big and mobile ... Is turning into a complete football player.

Jack Tyler (r-So.) – Really came along at the end of last season ... Played well in the ACC title game and started in the Orange Bowl ... A playmaker with good vision ... Coaches are looking for him to take another step forward this spring.

Barquell Rivers (r-Sr.) – Started every game at mike and was second on the team in tackles in 2009 ... Is still working to return to form after rupturing his left quadriceps tendon during 2010 off-season workouts ... Returned to practice during the fall but not to the lineup ... Coaches are hoping he can compete again this spring.

Brian Laiti (r-Fr.) – A young player who is still developing ... Has a good frame but needs to get bigger, faster and stronger to compete for a depth chart position.

BACKER

Tariq Edwards (r-So.) – Will start the spring off in the top spot after picking up some valuable reps late in the season ... Has all the tools you look for ... Plays fast and shows playmaking ability ... Just needs to be more consistent in his performance.

Chase Williams (r-Fr.) – Was slated to play last fall

but suffered a pulled hamstring that bothered him all season ... Leaned his body up during the off-season ... Has shown promise.

Telvion Clark (r-So.) – A player with a lot of potential and upside ... Needs to show more consistency ... Has all the tools, just has to take that next step ... Coaches are hoping it happens this spring.

Jonathan Halfhide (r-Fr.) – A good, heady player who has the ability to help the Hokies ... Will get a look this spring ... May start out on special teams.

“**Coach Foster on the inside linebackers:** “I’m excited about this group. It’s going to be the first time in a couple of years that I’ve had the depth that I foresee us potentially having. Obviously at mike linebacker, Bruce Taylor had a breakout season. Jack Tyler really came along at the end of last season, and I’m hoping we’ve got Barquell Rivers coming back. So you’ve got a senior, a junior and a sophomore right now that are creating some depth and all have played significant roles in our success. The backer position is wide open. There is going to be good competition. I trust Chase Williams and think Tariq Edwards is a guy who can become a very good football player. Telvion Clark is the kind of guy that if he can take that next step can make a difference. I think our backer spot is going to come along.”

WHIP

Jeron Gouveia-Winslow (r-Jr.) – Had an up-and-down year while starting seven games in 2010 ... Stayed positive throughout the season and picked up some valuable experience ... Understands the game and has

HEADLINES

Key Loss: backer **Lyndell Gibson**

Key Returnees: mike linebacker **Bruce Taylor**; whip linebacker **Jeron Gouveia-Winslow**

Taylor came on strong in the starting role at the mike position. He started every game and led the team in tackles (91) and tackles for loss (15.5) on the way to second-team All-ACC honors. Gouveia-Winslow started seven games, contributing 41 tackles and a pair of pass interceptions.

Battle to Watch: New coach Cornell Brown says the battle for the starting duties at whip linebacker is going to be an open tryout. With youngsters **Dominique Patterson** and **Nick Dew** being thrown into the mix with juniors **Jeron Gouveia-Winslow** and **Alonzo Tweedy**, the competition could get very interesting.

Breakout Candidate: The departure of Lyndell Gibson at the backer position, opens the door for redshirt sophomore **Tariq Edwards** to show what he can do. Edwards has all the tools needed for the job, but is expected to get some stiff competition.

shown the ability to make plays ... Must continue to build his strength and confidence.

Alonzo Tweedy (r-Jr.) – Has been one of the Hokies’ top players on special teams the past two seasons ... Coaches are hoping he can make a mark on defense this spring ... Has the most physical ability at the whip position ... Can really run and hit, but must develop a better feel for the position ... Will get a chance to show what he can do.

Dominique Patterson (r-Fr.) – Is moving over from the backer position ... Played outside in high school and should be more comfortable at the position ... Has athletic ability and can hold up in the run game ... Should be a good fit.

Nick Dew (r-Fr.) – Spent a redshirt year at rover in 2010 ... Coaches feel he may have a better chance to play by moving closer to the ball ... Played the whip position in high school ... Shows a confidence about himself ... Will get a good look.

Derek DiNardo (r-Fr.) – Will get an opportunity to compete for a spot in the spring ... Has a chance to provide added depth.

“**Coach Brown on the whip linebackers:** “I’m looking at the spring as an opportunity to put my mark on the position. I want to show that it is a big-time energy position. I want to get across to the young guys that size doesn’t matter, that we’re looking for the guys with heart who are going to put out the effort to go out an excel. It comes down to confidence. Once you feel the confidence, the game really becomes a lot easier, you’re able to go out and have fun. It’s going to be an open tryout, everybody will get a new start.”

DEFENSIVE SECONDARY



HEADLINES

Key Losses: cornerback **Rashad Carmichael**; rover **Davon Morgan**

Key Returnees: cornerback **Jayron Hosley**; free safety **Eddie Whitley**

Hosley had a breakout season in 2010, leading the nation with nine interceptions and earning first-team All-America honors from the Walter Camp Foundation. Whitley started 13 games and finished third on the team in tackles (80), while adding six pass breakups and a pair of interceptions.

Battle to Watch: Jayron Hosley will hold down the starting duties at one cornerback position, but the other is going to be up for grabs this spring. Veteran **Cris Hill** and young talent **Kyle Fuller** are the leading candidates, but the field could expand as practice progresses.

Breakout Candidate: There is no doubt among the Tech coaches that **Antone Exum** is an extremely talented player, and they are hoping his move to rover will help unleash that ability. With a little more consistency and improved communication this spring, Exum could help solidify the Hokies' secondary.

CORNERBACK

Jayron Hosley (Jr.) – Led the nation in pass interceptions and won first-team All-America honors in 2010 as a sophomore ... Has great ball skills and is good at playing the ball in the air ... Coaches are challenging him to be in the defense talking and focused play-in, play-out.

Cris Hill (r-Sr.) – A tough, hardworking player who has gotten reps at both cornerback positions ... Showed improvement last spring and during the fall, but must transfer it to the field ... Has the ability to handle a starting job if he plays with confidence.

Kyle Fuller (So.) – A talented young player who started five games last fall as a true freshman ... Made some freshman mistakes, but has a huge upside ... Can play either corner spot ... Is physical and loves the game of football ... Will battle for a starting job this spring.

Detrick Bonner (r-Fr.) – Showed real promise while redshirting in the fall ... Has toughness and is willing to come up and tackle ... Coaches want to see where his skill set takes him – corner or safety ... They are excited to see what he can do.

Adeboye Aromire (Fr.) – Entered Tech in January after finishing up his senior season at H.D. Woodson High in Washington, D.C. ... Played both safety and corner during his prep career ... Is a big kid who is conscientious and wants to learn ... The kind of corner who is very physical ... Will get a chance to show what he can do.

Germond Oatneal (Sr.) – Did not play football in high school but has proven to be a steady performer who has added depth ... An effort player with an outstanding work ethic.

FREE SAFETY

Eddie Whitley (Sr.) – Took over the starting free safety job after a good showing last spring ... Can play any of the secondary positions ... Possesses good ability and the mindset that coaches love ... Gives you everything he's got and can be a great leader ... Will concentrate on becoming more of a playmaker during spring drills.

Theron Norman (r-Fr.) – Entered school in January 2010 and went through a spring practice before redshirting in the fall ... A tall, athletic player whose strong point is making plays on the football ... Must gain strength and confidence ... The coaches are excited to see how he progresses during the spring ... Will get his share of reps.

Carl Jackson (r-Fr.) – Will move to safety after working as a corner during the fall ... Did a good job in the weight room over the winter ... A heady guy who will get a look this spring.

ROVER

Antone Exum (r-So.) – Moves to the top spot at rover after serving as the No. 2 free safety during the fall ... Played in every game, with five starts when Tech went to its nickel defense ... Showed outstanding potential ... Still needs to understand his position a

little better and communicate more during the game ... Has as much talent as anyone the Hokies have had at the safety position.

Lorenzo Williams (r-Jr.) – Is slated to switch to rover this spring but is unlikely to take part in contact work ... Missed the entire 2010 season after suffering a foot injury during a scrimmage ... Played some at free safety as a true freshman in 2008 ... Was redshirted in 2009 after moving to whip linebacker ... Has a lot of skills to go with good height and a good football mind ... Should be ready to go before August.

Wiley Brown (r-Jr.) – A great effort guy who excelled on special teams in the fall ... Runs well and hits hard ... Will see if he can carry that over to the position this spring ... Still has some things to learn ... Coaches want to see if he can get better and where it goes.

“**Coach Gray on the secondary:** “I really want us to be able to know our position just from as simple as knowing our alignment and assignment ... just really being thorough with that. Then, that will allow us to communicate and execute. I like the talent, I think we have a good talent level. We made a lot of plays last season. Twenty-three interceptions are a lot, the most since I've been here, but we gave up more long plays than any of my seasons here. So, the thing I really want us to do is just communicate and be efficient, be sound in our technique and fundamentals. If we do that, I know I'll feel good about this group.”

SPECIAL TEAMS

HEADLINES

Key Losses: punter/holder **Brian Saunders**; place-kicker **Chris Hazley**

Key Returnees: kickoff man **Justin Myer**; snapper **Collin Carroll**; punt returner **Jayron Hosley**; kickoff returner **David Wilson**

Myer was the Hokies' top kickoff man for the third straight year, while Carroll handled all the long and short snapping duties after giving up the long snapping duties for much of the 2009 season. Hosley and Wilson were among the top return men in the ACC during the fall and combined for three touchdowns on returns during the season.

Battle to Watch: For the fifth consecutive season, the Hokies enter spring practice looking for a new place-kicker, and like last year, they also need to find a punter. Both positions are wide open and the competition could last into the preseason.

Breakout Candidate: If he can hit the middle of the goal posts consistently, it could finally be a breakout year for senior **Justin Myer** as a place-kicker.



Collin Carroll

PLACE-KICKER

Cody Journell (r-So.) – Joined in the kicking competitions during the 2010 season ... Has the potential but must show he can be consistent ... Was a prep All-America kicker at nearby Giles High School ... Is looking forward to this spring after battling some injuries in the past.

Conor Goulding (r-Fr.) – Joined the team as a walk-on in the fall ... Competed in all of the kicking and punting competitions while redshirting ... Appears ready to challenge for the job ... Fundamentally is very good ... Gets the ball up, but needs to get a more consistent flight.

Justin Myer (Sr.) – Could be a dynamic place-kicker if he could ever be consistent ... Will get another chance to win the job ... Has talent and a big leg ... Gets the ball up with great distance ... Has handled the Hokies' kickoff duties the past three seasons and will be the top candidate again in 2011.

Tyler Weiss (r-Sr.) – Is a right-down-the-middle type but doesn't have a big leg ... Having previous college experience, however, is a real plus ... Started for Murray State as a freshman in 2007 ... Made seven of 10 field-goal attempts and all 32 of his PATs.

PUNTER

Scott Demler (r-Jr.) – Was part of the punting competition last fall ... Dressed for several games while sharing the backup punting duties ... Gets good height

... Is working on getting the ball off quicker ... When he does, and does it consistently, he could be the starter.

Ethan Keyserling (r-Fr.) – Joined the team as a walk-on last fall and redshirted ... Worked on his punting and also got a look on kickoffs ... Dressed for several games while sharing the backup punting duties ... Has the potential to be really good ... Takes quick steps and gets height on his kicks ... Consistency will be the key.

Conor Goulding (r-Fr.) – Stopped punting for awhile to concentrate on place-kicking ... The coaches would like for him to try both ... Gets the ball out quickly with height.

Grant Bowden (r-So.) – Is still working to get the consistency needed for the job ... Will get another shot this spring ... Brother of former Tech punter Brent Bowden.

SNAPPER

Collin Carroll (r-Sr.) – Handled all the snapping duties last season and as a freshman in 2008 ... Started the 2009 season doing the same before concentrating on just the short snaps after the Miami game ... Has worked hard on his technique and ranks as a very dependable performer.

Joe St. Germain (r-Fr.) – Redshirted last season after joining the team as a walk-on ... Has good skills and coverage ability ... Needs to show he can be consistent.

Lukas Stump (r-Fr.) – Another candidate with promise

... Was an Iron Hokie in the weight room during the off-season ... Coverage ability is a plus, but consistency will be the key.

HOLDER

Scott Demler (r-Jr.), Danny Coale (r-Sr.), Ju-Ju Clayton (r-Jr.) and Trey Gresh (r-Fr.) are among the possible candidates, but others could arise. This position will be a priority for the Hokies once spring practice gets underway.

RETURN MEN

David Wilson (Jr.), Dyrell Roberts (Sr.), Jayron Hosley (Jr.) and Danny Coale (r-Sr.) – Wilson led the ACC in kickoff returns in 2010, while Roberts was second in the league and fourth in the nation during the 2009 season ... Wilson tied school season and career marks for kickoff returns for touchdowns with two ... Hosley ranked second in the ACC and 19th nationally in punt returns last fall ... Coale was the backup for Hosley on punts ... Another player who will likely get a look on punt returns is **Willie Byrn (r-Fr.)**.

Coach Frank Beamer on the special teams: "All our kickers and snappers are good enough, it's going to be whoever is consistent enough. I think there is going to be some great competition for all the spots. I think the fact that now it's these guys' turn that the concentration is going to be better for all of them."

2011 SPRING ROSTER

VIRGINIA TECH FOOTBALL

No.	Name	vl	Pos.	Ht.	Wt.	Class	Hometown	High School	H.S. Coach
92	Nick Acree	-	DT	6-5	276	r-Fr.	King William, Va.	Fork Union	Micky Sullivan
64	Matt Arkema	-	OG/C	6-3	290	r-Fr.	Midlothian, Va.	Midlothian	David Cooper
30	Adeboye Aromire	-	CB	5-11	195	Fr.	Washington, D.C.	H.D. Woodson	Greg Fuller
	Tyler Barfield	-	C	6-1	299	r-So.	Herndon, Va.	Westfield	Tom Verbanic
93	Kwamaine Battle	2	DT	6-0	301	r-Sr.	Spring Hope, N.C.	Southern Nash	Brian Foster
54	Nick Becton	1	OT	6-6	313	r-Jr.	Wilmington, N.C.	New Hanover	Kevin Motsinger
32	Riley Beiro	-	FB	5-9	227	r-Fr.	McLean, Va.	McLean	Jim Patrick
8	Detrick Bonner	-	CB	6-0	183	r-Fr.	McDonough, Ga.	Luelia	Paul Burgdorf
	Grant Bowden	-	P	6-4	190	r-So.	Centreville, Va.	Westfield	Tom Verbanic
81	Jarrett Boykin	3	SE	6-2	219	Sr.	Charlotte, N.C.	Butler	Mike Newsome
	Adam Brauns	-	DE	6-1	209	r-Fr.	Blacksburg, Va.	Blacksburg	Dave Crist
68	Jaymes Brooks	3	OG	6-2	307	r-Sr.	Newport News, Va.	Denbigh	Tracy Harrod
40	Wiley Brown ^{2/3}	1	ROV	5-10	196	r-Jr.	Brandywine, Md.	Thomas Stone	Kevin Heider
	Nick Bush	-	ROV	5-10	164	Fr.	Lebanon, Va.	Lebanon	John Adams
82	Willie Byrn	-	FL	5-10	176	r-Fr.	Virginia Beach, Va.	First Colonial	Bill McIntyre
50	Collin Carroll	3	LS	6-3	248	r-Sr.	Hopkins, Minn.	Edina	Kim Nelson
	Mark Carter	-	FL	6-0	177	r-So.	Lynchburg, Va.	Jefferson Forest	Don Rice
	Matt Cass	-	PK	5-7	171	r-Fr.	Hampton, Va.	Hampton	Mike Smith
	Ryan Cassidy	-	ROV	5-10	183	r-Fr.	Clinton, Iowa	Clinton	Lee Camp
	Chris Caver	-	FL	5-6	171	r-Fr.	Hampton, Va.	Hampton	Mike Smith
57	Telvion Clark	-	LB	6-1	214	r-So.	Norfolk, Va.	Granby	Curt Brown
12	Ju-Ju Clayton	2	QB	6-1	220	r-Jr.	Richmond, Va.	Hermitage	Patrick Kane
19	Danny Coale	3	FL	6-0	196	r-Sr.	Lexington, Va.	Episcopal	Mark Gowin
18	D.J. Coles ²	2	SE	6-3	225	Jr.	Maidens, Va.	Goochland	Joe Fowler
42	J.R. Collins	1	DE	6-2	253	r-So.	Stafford, Va.	Brooke Point	Jeff Berry
77	Dale Davis	-	OG	6-2	292	r-Fr.	Blacksburg, Va.	Blacksburg	Dave Crist
7	Marcus Davis	2	FL	6-4	231	r-Jr.	Virginia Beach, Va.	Ocean Lakes	Jim Prince
62	Blake DeChristopher	3	OT	6-5	312	r-Sr.	Midlothian, Va.	Clover Hill	Sean O'Hare
	Scott Demler	-	P	5-11	194	r-Jr.	Washington Crossing, Pa.	The Hun School	Davae Dudek
27	Nick Dew	-	OLB	6-2	194	r-Fr.	Virginia Beach, Va.	First Colonial	Bill McTyre
41	Derek DiNardo	-	OLB	6-0	208	r-Fr.	Virginia Beach, Va.	Cox	Bill Stachelski
33	Chris Drager	3	TE	6-3	256	r-Sr.	Jefferson Hills, Pa.	Thomas Jefferson	Bill Cherpak
13	Randall Dunn	-	TE	6-2	243	r-Jr.	Virginia Beach, Va.	Ocean Lakes	Jim Prince
	Daniel Dyer	-	TB	5-9	201	r-Fr.	Salem, Va.	Salem	Stephen Magenbauer
24	Tariq Edwards	1	LB	6-2	229	r-So.	Cheraw, S.C.	Marlboro County	Dean Boyd
1	Antone Exum	1	ROV	5-11	217	r-So.	Glen Allen, Va.	Deep Run	Greg Kendall
79	Caleb Farris	-	OG	6-3	306	Fr.	Lexington, Va.	Rockbridge	Jason White
61	Darian Fisher	-	OT	6-4	267	r-So.	Virginia Beach, Va.	First Colonial	Bill McTyre
83	Corey Fuller ⁵	-	SE	6-2	188	r-Jr.	Baltimore, Md.	Woodlawn	Leonard Hart
17	Kyle Fuller	1	CB	6-0	185	So.	Baltimore, Md.	Mount St. Joseph	Chip Armstrong
	Greg Gaddell	-	FB	5-10	191	r-Fr.	Vienna, Va.	Bishop O'Connell	Steve Trimble
99	James Gayle	1	DE	6-4	251	r-So.	Hampton, Va.	Bethel	Jeff Nelson
63	Bo Gentry	-	C	5-9	228	r-Jr.	Blacksburg, Va.	Blacksburg	Dave Crist
	George George	-	TE	6-4	261	r-Jr.	Salem, Va.	Salem	Stephen Magenbauer
60	Laurence Gibson ¹	-	OG	6-4	299	r-Fr.	Sierra Vista, Ariz.	Buena	Kent Holland
70	Kory Gough	-	OT	6-5	296	r-Fr.	Goldvein, Va.	Liberty	Tommy Buzzo
	Conor Goulding	-	PK/P	5-9	174	r-Fr.	Naples, Fla.	Gulf Coast	Frank Tudryn
43	Jeron Gouveia-Winslow	1	OLB	6-2	195	r-Jr.	Ashburn, Va.	Stone Bridge	Mickey Thompson
22	Tony Gregory	1	TB	6-0	187	r-So.	Virginia Beach, Va.	First Colonial	Bill McTyre
16	Trey Gresh	-	QB	6-0	209	r-Fr.	Blacksburg, Va.	Blacksburg	Dave Crist
	Jonathan Halfhide	-	LB	5-10	209	r-Fr.	Palm Bay, Fla.	Bayside	Derek Smith
55	Isaiah Hamlette	-	DT	6-4	274	r-Jr.	Stafford, Va.	Brooke Point	Jeff Berry
9	Cris Hill	3	CB	5-11	176	r-Sr.	Richmond, Va.	Highland Springs	Scott Burton
	Fuller Hoepner	-	TE	6-2	227	r-Fr.	Chesterfield, Va.	Cosby	Pete Mutascio
56	Antoine Hopkins	2	DT	6-0	299	r-Jr.	Highland Springs, Va.	Highland Springs	Scott Burton

2011 SPRING ROSTER

VIRGINIA TECH FOOTBALL

No.	Name	vl	Pos.	Ht.	Wt.	Class	Hometown	High School	H.S. Coach
98	Derrick Hopkins	1	DT	6-0	298	So.	Highland Springs, Va.	Highland Springs	Scott Burton
26	James Hopper	1	TB	5-9	181	r-So.	Fayetteville, N.C.	Seventy-First	Bob Paroli
20	Jayron Hosley	2	CB	5-10	170	Jr.	Delray Beach, Fla.	Atlantic	Andre Thaddies
	Carl Jackson	-	FS	5-9	174	r-Fr.	Tyrone, Ga.	Woodward Academy	Mark Miller
89	Cody Journell	-	PK	5-11	167	r-So.	Ripplemead, Va.	Giles	Jeff Williams
92	Ethan Keyserling	-	P	6-2	203	r-Fr.	Chapel Hill, N.C.	East Chapel Hill	Darian Harris
47	Brian Laiti	-	LB	6-3	205	r-Fr.	Fairfax Station, Va.	Robinson	Mark Bendorf
72	Andrew Lanier	2	OT	6-5	282	r-Sr.	Moore, S.C.	Dorman	Dave Gutshall
6	Mark Leal	-	QB	6-0	199	r-Fr.	Greenacres, Fla.	Atlantic	Andre Thaddies
80	Jerome Lewis	-	TE	6-3	240	r-Fr.	Rochester, N.Y.	Bishop Kearney	Eddie Long
86	Eric Martin	1	TE	6-2	261	r-So.	Woodbridge, Va.	C.D. Hylton	Lou Sorrentino
95	Zack McCray	-	DE	6-5	248	r-Fr.	Forest, Va.	Brookville	Jeff Woody
74	Andrew Miller	1	C	6-4	290	r-So.	Bassett, Va.	Bassett	Jay Gilbert
48	Justin Myer	3	PK	6-1	212	Sr.	Manheim, Pa.	Manheim Central	Mike Williams
21	Theron Norman ¹	-	FS	6-3	209	r-Fr.	Richmond, Va.	Hermitage	Patrick Kane
75	Greg Nosal	2	OG	6-6	281	r-Sr.	Virginia Beach, Va.	Kellam	Chris Dewitt
49	Germond Oatneal	-	CB	5-11	184	Sr.	Upper Marlboro, Md.	Bishop McNamara	Bryce Bevell
38	Quillie Odom ¹	1	DE	6-1	242	r-Jr.	Manassas, Va.	Osborn Park	Robert Prunty
2	Josh Oglesby	3	TB	5-11	210	r-Sr.	Garner, N.C.	Garner	Nelson Smith
71	Vinston Painter	-	OT	6-6	296	r-Jr.	Norfolk, Va.	Mauray	Dealton Cotton
14	Dominique Patterson	-	OLB	6-2	223	r-Fr.	Suffolk, Va.	King's Fork	Joe Jones
90	Duan Perez-Means	-	DE	6-4	252	r-Fr.	Richmond, Va.	Hermitage	Patrick Kane
45	Joey Phillips	1	FB	5-11	214	r-Jr.	Blacksburg, Va.	Blacksburg	Dave Crist
59	Courtney Prince	-	OG	6-2	286	r-Jr.	Mitchellville, Md.	Gwynn Park	Danny Hayes
52	Barquell Rivers	2	LB	6-0	241	r-Sr.	Wadesboro, N.C.	Anson County	Jody Groom
11	Dyrell Roberts	3	FL	6-2	185	Sr.	Smithfield, Va.	Smithfield	Chris Fraser
	Justin Ryals	-	RB	5-4	170	r-Fr.	Virginia Beach, Va.	Ocean Lakes	Chris Scott
39	Martin Scales	1	FB	5-11	216	r-Jr.	Martinsville, Va.	Bassett	Jay Gilbert
69	Mark Shuman	-	OT	6-7	301	r-Fr.	Fork Union, Va.	Fork Union	Micky Sullivan
85	E.L. Smiling	-	SE	6-3	194	r-Fr.	Stafford, Va.	Brooke Point	Jeff Berry
65	Joe St. Germain	-	LS	5-11	215	r-Fr.	Los Alamitos, Calif.	Mater Dei	Bruce Rollinson
	Lukas Stump	-	K/LS	5-11	204	r-Fr.	Stephens City, Va.	Sherando	Bill Hall
51	Bruce Taylor	1	LB	6-2	252	r-Jr.	Riceboro, Ga.	Myrtle Beach (S.C.)	Scott Earley
87	Justin Taylor ¹	-	DE	6-2	220	Fr.	Norwood, N.C.	South Stanly	Luke Little
3	Logan Thomas	1	QB	6-6	245	r-So.	Lynchburg, Va.	Brookville	Jeff Woody
53	Dwight Tucker	1	DT	6-1	273	r-Jr.	Oviedo, Fla.	Oviedo	Greg Register
	Drew Turgyan	-	WR	6-0	209	r-Fr.	Bordentown, N.J.	Bordentown Regional	Steven Perry
28	Alonzo Tweedy	2	OLB	6-2	185	r-Jr.	Richmond, Va.	Hermitage	Pat Kane
58	Jack Tyler	1	LB	5-11	220	r-So.	Oakton, Va.	Oakton	Joe Thompson
67	Michael Via	1	C/OT	6-7	285	r-Jr.	McLeansville, N.C.	Northeast Guilford	Tommy Pursley
76	David Wang	-	OG	6-1	301	r-So.	Ashburn, Va.	Stone Bridge	Mickey Thompson
	Tyler Weiss ⁴	-	PK	5-10	169	r-Sr.	Spotsylvania, Va.	Courtland	J.C. Hall
15	Eddie Whitley	3	FS	6-1	187	Sr.	Charlotte, N.C.	Butler	Mike Newsome
36	Chase Williams	-	LB	6-1	223	r-Fr.	Leesburg, Va.	Loudoun County	Todd Hill
23	Lorenzo Williams	1	ROV	6-2	215	r-Jr.	Fayetteville, N.C.	Westover	Milton Butts
	Patrick Williams	-	OT	6-2	308	r-Fr.	Falls Church, Va.	Falls Church	Anthony Parker
4	David Wilson	2	TB	5-10	201	Jr.	Danville, Va.	George Washington	Dan Newell
66	Tyrel Wilson	1	DE	6-1	214	r-So.	Hampton, Va.	Hampton	Mike Smith
5	Ricardo Young	-	QB	6-0	176	r-Fr.	Washington, D.C.	H.D. Woodson	Greg Fuller

¹ Also attended Hargrave Military Academy (Va.)

² Also attended Fork Union Military Academy (Va.)

³ Also attended Duquesne

⁴ Also attended Murray State

⁵ Also ran track at the University of Kansas

Roster (correct as of 3/28/11) is subject to change.

LETTER-OF-INTENT SIGNEES

2011 FOOTBALL RECRUITING CLASS

Name	Position	Ht.	Wt.	High School	Hometown
Dewayne Alford	Defensive End	6-3	225	Nansemond River	Suffolk, Va.
Adeboye Aromire†	Cornerback	6-0	180	H.D. Woodson	Washington, D.C.
Kevin Asante	Wide Receiver	6-0	185	Mallard Creek	Charlotte, N.C.
Michael Cole	Defensive Back	6-1	200	Cave Spring	Roanoke, Va.
Wedley Estime	Defensive End/OLB	6-3	215	Atlantic	Delray Beach, Fla.
James Farrow	Cornerback	6-0	170	Minnetonka	Chanhassen, Minn.
Jake Goins	Offensive Tackle	6-5	288	Manchester	Midlothian, Va.
Chris Hall	Tight End	6-5	232	Dinwiddie	Petersburg, Va.
Kris Harley	Defensive Tackle	6-1	275	Warren Central	Indianapolis, Ind.
Michael Holmes	Running Back	6-1	200	Harrisonburg	Harrisonburg, Va.
Kyshoen Jarrett	Cornerback	5-10	175	East Stroudsburg South	Tannersville, Pa.
Demitri Knowles	Wide Receiver	6-0	175	Liberty Christian	Lynchburg, Va.
Robert Lockhart	Wide Receiver	6-2	175	West Boca Raton	Delray Beach, Fla.
Luther Maddy	Defensive Tackle	6-1	280	Atlantic	Delray Beach, Fla.
Ryan Malleck	Tight End	6-5	240	Point Pleasant Borough	Point Pleasant, N.J.
Corey Marshall	Defensive End	6-2	252	Dinwiddie	Petersburg, Va.
Darius Redman	Tight End	6-4	240	H.D. Woodson	Washington, D.C.
Christian Reeves	Tight End	6-3	215	Eagles Landing Christian	McDonough, Ga.
Matt Roth	Defensive End	6-3	225	Nease	St. Augustine, Fla.
Ronny Vandyke	Defensive Back	6-3	200	South County	Lorton, Va.

†Enrolled in January

LETTERWINNERS AND RETURNING STARTERS FOR 2011

LETTERWINNERS RETURNING (45)

OFFENSE (20)

Pos	Name	2010 Starts	Career Starts
WR	Jarrett Boykin	14	32
WR	Danny Coale	14	40
WR	D.J. Coles	0	0
WR	Marcus Davis	3	3
WR	Dyrell Roberts	4	14
TE	Eric Martin	1	1
TB	Tony Gregory	0	0
TB	David Wilson	2	2
FB	Josh Oglesby	0	0
FB	Joey Phillips	0	0
FB	Martin Scales	0	0
QB	Ju-Ju Clayton	0	0
QB	Logan Thomas	0	0
OT	Nick Becton	0	0
OT	Blake DeChristopher	14	37
OT	Andrew Lanier	14	15
OG	Jaymes Brooks	14	28
OG	Greg Nosal	14	15
C	Andrew Miller	0	0
C	Michael Via*	0	3

DEFENSE (23)

Pos.	Name	2010 Starts	Career Starts
DE	J.R. Collins	1	1
DE	Chris Drager	11	12+
DE	James Gayle	2	2
DE	Tyrel Wilson	0	0
DT	Kwamaine Battle	2	2

DT	Antoine Hopkins	12	12
DT	Derrick Hopkins	0	0
DT	Dwight Tucker	0	0
ILB	Tariq Edwards	0	0
ILB	Quillie Odom*	0	0
ILB	Barquell Rivers	0	15
ILB	Bruce Taylor	14	14
ILB	Jack Tyler	1	1
OLB	Jeron Gouveia-Winslow	7	7
OLB	Alonzo Tweedy	0	0
OLB	Lorenzo Williams*	0	0
ROV	Wiley Brown	0	0
ROV	James Hopper	0	0
CB	Kyle Fuller	6	6
CB	Cris Hill	0	2
CB	Jayron Hosley	13	13
FS	Antone Exum	5	5
FS	Eddie Whitley	13	14

SPECIALISTS (2)

Pos.	Name	2010 Starts	Career Starts
KO	Justin Myer	14	40
SN	Collin Carroll	14	41

LETTERWINNERS LOST (22)

Pos.	Name	2010 Starts	Career Starts
WR	Xavier Boyce	0	3
WR	Austin Fuller	0	0
TE	Prince Parker	0	0
TE	Andre Smith	12	26

TE	Rob Stanton	0	0
RB	Darren Evans	9	18
RB	Ryan Williams	5	18
FB	Kenny Younger	6	6
QB	Tyrod Taylor	14	42
C	Beau Warren	14	26

DEFENSE (10)

Pos.	Name	2010 Starts	Career Starts
DE	Josh Eadie	0	0
DE	Steven Friday	14	14
DE	Jeff Wardach	0	0
DT	John Graves	14	36
ILB	Lyndell Gibson	13	18
OLB	Zach Luckett	0	0
ROV	Davon Morgan	14	23
CB	Rashad Carmichael	12	26
CB	Jacob Sykes	0	0
FS	Ron Cooper	0	0

SPECIALISTS (2)

Pos.	Name	2010 Starts	Career Starts
P	Brian Saunders	14	14
PK	Chris Hazley	14	14

+ includes a start at TE in 2008

* a previous letterman who did not letter in 2010

(2010 starters listed in **bold**)

QUOTING THE COACHES

“ COACH FRANK BEAMER ON SPRING PRACTICE:

“I think overall, we certainly have work to do, but how our quarterback plays and at what level he plays, will be critical for this football team. It all starts with the quarterback position. Another big thing is for our offensive line to be more consistent in its play. To beat the good football teams, we’ve got to be more consistent there. On defense, you hope experience helps the situation. We gave up more long plays than we’ve given up in a long time, and that generally comes from assignment breakdowns. We’re a complex defense and when the formation changes, it changes us, so communicating and making sure everybody is on the same page is a real criteria for us this spring. I think experience certainly should help that. Overall, we have good players. Now, we’ve just got to play together and play well. We’ve got enough to keep us busy this spring.”



“ COACH BRYAN STINESPRING ON THE OFFENSE:



“This spring, the primary aspect is the quarterback spot. You want to get a direction at that position. Who is number one and, just as importantly, who is number two. One thing we’ve learned, it’s important to be settled at positions going into the fall. The second part is tight end. Chris Drager has moved back over and that is certainly beneficial to us, but I think getting an order and who you’re going to work with at that position is important. The same at tailback where moving Josh Oglesby back is a start. Finally, I think it is time for Vinston Painter, Michael Via, David Wang and Courtney Prince to step up. We’ve been able to re-tool our offensive line, but now we need to take another step. It’s to develop depth, additional starter depth. Not just a replacement at the number two spot, an additional starter, a guy who can come in and challenge for the starting job. That is the level we need to reach this spring. We’ve got some critical issues. A lot of points and a lot of yardage are gone from last year, but it’s not up to one or two individuals to make up the difference; all of us have to step up. If all of us just do our part, then I think we will be fine.”



“ COACH BUD FOSTER ON THE DEFENSE:

“We need to make big strides. Looking back at last year, we were an OK defense. We were good enough, but we weren’t the type of defense we’ve been known for ... that stifling, smothering kind of defense. We are still a very young group, but I think we are as athletic as we have been. Between our D-line and probably our rover and whip positions, we just need to find players who are going to play good technique and fundamentals and be consistent in their performance. My goal is for our young guys to take that next step to where they feel confident and comfortable at their position and have confidence and trust in their teammates. Then, they can go out and play loose. If we do that, play consistent and develop some quality depth, it will be a big step toward returning to the type of defense we are accustomed to around here.”

HEAD COACH FRANK BEAMER

COACH HAS LED HOKIES TO 18 CONSECUTIVE BOWL APPEARANCES

When Frank Beamer accepted the job as head football coach at his alma mater in 1987, his goal was for the Virginia Tech football program to reach a consistent level of excellence. The Hokies have come a long way since then, and, along the way, Beamer has become one of the most respected and successful coaches on the college football scene.

That respect was shown in December when Beamer was named the first recipient of the Joseph V. Paterno Coach of the Year Award, which honors a coach based on his team's performance on the field, in the classroom and within the community.


Under Beamer, Tech football has enjoyed unprecedented success with 18 consecutive bowl appearances, seven straight 10-win seasons, four ACC titles, four ACC Coastal Division crowns, three BIG EAST Conference titles, five BCS bowl appearances and a trip to the national championship game. Since the beginning of the 1995 season, only Ohio State and Florida have posted more wins than Virginia Tech, and the Hokies have finished in the Top 20 in 16 of the previous 19 seasons, including six top-10 finishes during the last 13 years. Tech's run of 10 wins or more in seven straight seasons is the longest current streak in the FBS.

This past season, after starting with a disappointing 0-2 mark, Beamer rallied the troops and led the Hokies to 11 straight wins and an 11-3 overall mark, including a win over Florida State in the ACC Championship Game and a trip to the Orange Bowl. Tech became the first FBS team ever to win 11 consecutive games after starting a season 0-2.

The Hokies couldn't have asked for anyone better to guide their football program into the ACC. In 2004 – Tech's first season in the league – Beamer and his staff led a young team picked to finish sixth in the league to an ACC title and a BCS Bowl. That team also won the league's 2004 Fall Sportsmanship Award for football, yet another tribute to the program Beamer and his staff have built. A year later, the Hokies produced an 11-2 record, won the ACC Coastal Division title, earned a spot in the inaugural league championship contest and appeared in a bowl game. Beamer was named the ACC Coach of the Year both seasons.

Beamer, who was the consensus National Coach of the Year in 1999, is tied for second among active Division I FBS coaches in victories with 240 over 30 seasons as a head coach. After wrapping up his 24th year at the Tech helm,





Coach Frank Beamer reads to youngsters from Margaret Beeks Elementary School through Herma's Readers, a non-profit organization he formed as a tribute to his late mother, Herma Beamer.

his overall record as the headman of the Hokies stands at 198-95-2. He became Tech's winningest football coach during the 1997 campaign. Counting six years as head coach at Murray State prior to joining the Hokies, Beamer's overall record is 240-118-4.

A spot in the Nokia Sugar Bowl to play top-ranked Florida State for the national championship focused widespread attention on Virginia Tech and its football program following the 1999 season. Although the Hokies fell short in their bid for the national title, they proved that they belong among the top teams in the college ranks.

For his part in the Hokies' magical 1999 season, Beamer earned eight national coach of the year awards. He was named the Bobby Dodd Coach of

the Year, the GTE Coach of the Year, the Eddie Robinson Coach of the Year, the Paul 'Bear' Bryant Coach of the Year, The Associated Press Coach of the Year, the Walter Camp Football Foundation/Street & Smith's Coach of the Year, the Maxwell Football Club Coach of the Year and the Woody Hayes Coach of the Year.

Tech won the BIG EAST title in 1995 and 1999 and shared it in '96. Beamer was voted BIG EAST Coach of the Year by the league's coaches each of those seasons.

During his undergraduate days at Tech, Beamer started three years as a cornerback and played on the Hokies' 1966 and 1968 Liberty Bowl teams. He received a B.S. in distributive education from Tech in 1969 and a master's in guidance from Radford in 1972. Then came the start of the Beamer coaching career.

He began as an assistant at Radford High School from 1969 through 1971. Then, after one season as a graduate assistant at the University of Maryland, he went to The Citadel where he worked five seasons under Bobby Ross and one year under Art Baker. His last two years at The Citadel, Beamer was the defensive coordinator.

In 1979, Beamer went to Murray State as the defensive coordinator under Mike Gottfried. He was named head coach at Murray State in 1981 and went on to compile a six-year record of 42 wins, 23 losses and two ties. Beamer, the first alumnus to guide the Hokies since the 1940s, took over the Tech reins from Bill Dooley in January 1987.

The Tech coach was born in Mt. Airy, N.C., and grew up in Hillsville, Va. At Hillsville High, he earned 11 varsity letters as a three-sport athlete in football, basketball and baseball.

Beamer, is married to the former Cheryl Oakley

of Richmond, Va. They have two children, Shane, a former member of his dad's football team at Tech and a recent addition to the Hokie coaching staff; and daughter Casey, a 2003 graduate of Virginia Tech who works for the Carolina Panthers of the NFL. Shane and his wife, Emily, have two daughters, Sutton and Olivia.

COACH BEAMER'S PROFILE

PERSONAL

Born: 10/18/46, Mt. Airy, N.C.
Hometown: Hillsville, Va.
Wife: former Cheryl Oakley
Children: Shane, Casey

EDUCATION

High School: Hillsville (1965)
College: Virginia Tech (1969)
Postgraduate: Radford University (1972)

PLAYING EXPERIENCE

Virginia Tech (1966-68)

COACHING EXPERIENCE

1972 | Graduate Assistant, Maryland
1973-76 | Assistant Coach, The Citadel
1977-78 | Defensive Coordinator, The Citadel
1979-80 | Defensive Coordinator, Murray State

1981-86 | Head Coach, Murray State
Murray State Record: 42-23-2 (six years)

Since 1987 | Head Coach, Virginia Tech
Virginia Tech Record: 198-95-2 (24 years)
Overall head coaching record: 240-118-4 (30 years)

BOWL/PLAYOFF EXPERIENCE

Player

1966 | Liberty (Virginia Tech vs. Miami)
1968 | Liberty (Virginia Tech vs. Mississippi)

Coach

1979 | Division I-AA Playoffs (Murray State, semifinals)
1993 | Independence (Virginia Tech vs. Indiana)
1994 | Gator (Virginia Tech vs. Tennessee)
1995 | Sugar (Virginia Tech vs. Texas)
1996 | Orange (Virginia Tech vs. Nebraska)
1997 | Gator (Virginia Tech vs. North Carolina)
1998 | Music City (Virginia Tech vs. Alabama)
1999 | Sugar (Virginia Tech vs. Florida State)
2000 | Gator (Virginia Tech vs. Clemson)
2001 | Gator (Virginia Tech vs. Florida State)
2002 | San Francisco (Virginia Tech vs. Air Force)
2003 | Insight (Virginia Tech vs. California)
2004 | Sugar (Virginia Tech vs. Auburn)
2005 | Gator (Virginia Tech vs. Louisville)
2006 | Chick-fil-A (Virginia Tech vs. Georgia)
2007 | Orange (Virginia Tech vs. Kansas)
2008 | Orange (Virginia Tech vs. Cincinnati)
2009 | Chick-fil-A (Virginia Tech vs. Tennessee)
2010 | Orange (Virginia Tech vs. Stanford)



Frank Beamer and his wife Cheryl (seated right), with their daughter Casey (center), their son Shane, Shane's wife Emily and their daughters Sutton (left) and Olivia.

2010 STATISTICS

RECORD AND RESULTS

	OVERALL	HOME	AWAY	NEUTRAL
ALL GAMES	11-3	6-1	4-0	1-2
CONFERENCE	8-0	4-0	4-0	0-0
NON-CONFERENCE	3-3	2-1	0-0	1-2

Date	Opponent		Score	Attend
Sep 06, 2010	vs #3 Boise State	L	30-33	86587
Sep 11, 2010	JAMES MADISON	L	16-21	66233
Sep 18, 2010	EAST CAROLINA	W	49-27	66233
* Sep 25, 2010	at Boston College	W	19- 0	42317
* Oct 02, 2010	at #23 NC State	W	41-30	58083
Oct 09, 2010	CENTRAL MICHIGAN	W	45-21	66233
* Oct 16, 2010	WAKE FOREST	W	52-21	66233
* Oct 23, 2010	DUKE	W	44- 7	66233
* Nov 04, 2010	GEORGIA TECH	W	28-21	66233
* Nov 13, 2010	at North Carolina	W	26-10	60000
* Nov 20, 2010	at #20 Miami (Fla.)	W	31-17	40101
* Nov 27, 2010	VIRGINIA	W	37- 7	66233
† Dec 04, 2010	vs #20 Florida State	W	44-33	72379
Jan. 03, 2011	vs. #5 Stanford	L	12-40	65453

* ACC Game † ACC championship game

SCORE BY QUARTERS	1st	2nd	3rd	4th	Total
Virginia Tech	85	153	132	104	474
Opponents	100	53	67	68	288

RUSHING

	GP	Att	Gain	Loss	Net	Avg	TD	Long	Avg/G
Darren Evans	14	151	886	32	854	5.7	11	54	61.0
Tyrod Taylor	14	146	915	256	659	4.5	5	72	47.1
David Wilson	13	113	642	23	619	5.5	5	68	47.6
Ryan Williams	10	110	529	52	477	4.3	9	84	47.7
Tony Gregory	10	23	107	5	102	4.4	0	24	10.2
Josh Oglesby	13	6	49	0	49	8.2	0	16	3.8
Logan Thomas	7	6	29	7	22	3.7	0	11	3.1
Dyrell Roberts	9	3	20	4	16	5.3	0	11	1.8
Marcus Davis	14	1	12	0	12	12.0	0	12	0.9
Danny Coale	14	1	0	3	-3	-3.0	0	0	-0.2
Team	12	10	0	25	-25	-2.5	0	0	-2.1
Total	14	570	3189	407	2782	4.9	30	84	198.7
Opponents	14	465	2529	346	2183	4.7	18	87	155.9

PASSING

	G	Effic	Cmp-Att-Int	Pct	Yds	TD	Lng	Avg/G
Tyrod Taylor	14	154.80	188-315-5	59.7	2743	24	69	195.9
Logan Thomas	7	80.72	12-26-0	46.2	107	0	24	15.3
Team	12	0.00	0-2-0	0.0	0	0	0	0.0
Total	14	148.28	200-343-5	58.3	2850	24	69	203.6
Opponents	14	112.46	224-429-23	52.2	2878	19	78	205.6

TEAM STATISTICS

	VT	OPP
SCORING	474	288
Points Per Game	33.9	20.6
FIRST DOWNS	289	244
Rushing	142	95
Passing	126	128
Penalty	21	21
RUSHING YARDAGE	2782	2183
Yards gained rushing	3189	2529
Yards lost rushing	407	346
Rushing Attempts	570	465
Average Per Rush	4.9	4.7
Average Per Game	198.7	155.9
TDs Rushing	30	18
PASSING YARDAGE	2850	2878
Comp-Att-Int	200-343-5	224-429-23
Average Per Pass	8.3	6.7
Average Per Catch	14.2	12.8
Average Per Game	203.6	205.6
TDs Passing	24	19
TOTAL OFFENSE	5632	5061
Total Plays	913	894
Average Per Play	6.2	5.7
Average Per Game	402.3	361.5
KICK RETURNS: #-Yards	50-1136	60-1461
PUNT RETURNS: #-Yards	21-261	25-125
INT RETURNS: #-Yards	23-364	5-67
KICK RETURN AVERAGE	22.7	24.4
PUNT RETURN AVERAGE	12.4	5.0
INT RETURN AVERAGE	15.8	13.4
FUMBLES-LOST	20-8	24-9
PENALTIES-Yards	67-582	93-783
Average Per Game	41.6	55.9
PUNTS-Yards	61-2639	69-2833
Average Per Punt	43.3	41.1
Net punt average	38.3	36.4
TIME OF POSSESSION/Game	31:56	28:04
3RD-DOWN Conversions	80/180	71/197
3rd-Down Pct	44%	36%
4TH-DOWN Conversions	5/12	12/24
4th-Down Pct	42%	50%
SACKS BY-Yards	34-206	34-212
MISC YARDS	0	0
TOUCHDOWNS SCORED	59	37
FIELD GOALS-ATTEMPTS	21-22	10-16
ON-SIDE KICKS	0-0	1-2
RED-ZONE SCORES	(56-62) 90%	(31-41) 76%
RED-ZONE TOUCHDOWNS	(40-62) 65%	(24-41) 59%
PAT-ATTEMPTS	(53-56) 95%	(34-37) 92%
ATTENDANCE	463631	200501
Games/Avg Per Game	7/66233	4/50125
Neutral Site Games		3/74806

DEFENSIVE LEADERS

	GP	Tackles				No-Yards	Pass Def			Rcv-Yds	FF	Blkd	Kick	Saf
		Solo	Ast	TFL/Yds	Int-Yds		BU	PD						
Bruce Taylor	14	41	50	91	15.5-60	6.0-40	.	4	12	
Davon Morgan	14	53	29	82	1.0-4	.	5-119	4	.	1-0	.	1	.	
Eddie Whitley	13	55	25	80	4.0-8	.	2-19	6	3	.	2	.	.	
Lyndell Gibson	13	34	32	66	6.0-24	2.0-19	.	1	10	1-0	1	.	.	
Steven Friday	14	38	28	66	15.0-85	8.5-59	.	1	21	.	2	.	.	
Antoine Hopkins	14	18	27	45	6.5-26	2.0-17	.	1	7	
Antone Exum	14	28	17	45	1.5-3	.	.	9	1	.	1	.	.	
J. Gouveia-Winslow	14	23	18	41	1.0-4	.	2-24	1	3	.	2	.	.	
Rashad Carmichael	13	31	9	40	1.5-3	.	4-87	7	
Jayron Hosley	13	34	5	39	1.0-2	.	9-110	8	
John Graves	14	14	23	37	5.0-14	1.5-5	.	1	16	
Chris Drager	12	20	14	34	6.0-13	2.0-8	.	4	20	1-0	2	.	.	
Kyle Fuller	14	22	10	32	4.0-8	.	.	6	.	.	1	.	.	
Jack Tyler	14	13	12	25	6.0-12	.	.	1	
J.R. Collins	13	12	13	25	6.5-26	5.0-24	.	.	5	1-0	.	.	.	
Tariq Edwards	14	11	10	21	.	.	1-5	.	2	1-0	1	.	.	
Alonzo Tweedy	14	12	6	18	1-0	.	.	.	
Martin Scales	14	10	4	14	
James Gayle	14	10	3	13	6.5-23	4.0-18	.	.	12	.	1	.	.	
Wiley Brown	14	8	5	13	1	.	.	
James Hopper	12	5	5	10	.	.	.	1	
Derrick Hopkins	13	6	3	9	1.5-7	1.5-7	.	.	2	1-0	.	.	.	
Justin Myer	14	6	1	7	1-0	.	.	.	
Cris Hill	11	4	1	5	.	.	.	2	
Zach Lockett	14	1	3	4	
Dwight Tucker	11	.	4	4	1.0-5	1.0-5	.	.	3	
Jacob Sykes	12	2	2	4	.	.	.	1	
Tyrel Wilson	14	2	1	3	
Tony Gregory	10	.	2	2	
Andrew Lanier	14	.	1	1	
Rob Stanton	8	.	1	1	
Collin Carroll	14	.	1	1	
Jarrett Boykin	14	1	.	1	
Josh Eadie	10	.	1	1	0.5-4	0.5-4	
Kenny Younger	14	1	.	1	
Ron Cooper	3	1	.	1	
Kwamaine Battle	2	.	1	1	
Blake DeChristopher	14	.	1	1	
Andre Smith	14	2	.	
Scott Demler	1	1	
Team	12	1-0	.	.	1	
Total	14	516	368	884	90-331	34-206	23-364	59	117	9-0	14	3	1	
Opponents	14	480	514	994	90.0-357	34-212	5-67	34	16	8-0	14	3	.	

RECEIVING	G	No.	Yds	Avg	TD	Long	Avg/G
Jarrett Boykin	14	53	847	16.0	6	69	60.5
Danny Coale	14	39	732	18.8	3	59	52.3
Dyrell Roberts	9	21	303	14.4	2	43	33.7
Andre Smith	14	20	195	9.8	5	21	13.9
Marcus Davis	14	19	239	12.6	2	46	17.1
David Wilson	13	15	234	15.6	4	65	18.0
Ryan Williams	10	10	109	10.9	1	29	10.9
Darren Evans	14	9	100	11.1	0	30	7.1
Kenny Younger	14	4	21	5.2	0	10	1.5
D.J. Coles	9	3	27	9.0	0	14	3.0
Xavier Boyce	9	2	10	5.0	0	6	1.1
Austin Fuller	11	1	11	11.0	0	11	1.0
Randall Dunn	7	1	9	9.0	0	9	1.3
Josh Oglesby	13	1	7	7.0	0	7	0.5
Prince Parker	4	1	4	4.0	0	4	1.0
Logan Thomas	7	1	2	2.0	1	2	0.3
Total	14	200	2850	14.2	24	69	203.6
Opponents	14	224	2878	12.8	19	78	205.6

INTERCEPTIONS	No.	Yds	Avg	TD	Long
Jayron Hosley	9	110	12.2	0	42
Davon Morgan	5	119	23.8	0	28
Rashad Carmichael	4	87	21.8	1	68
J. Gouveia-Winslow	2	24	12.0	1	24
Eddie Whitley	2	19	9.5	0	19
Tariq Edwards	1	5	5.0	0	5
Total	23	364	15.8	2	68
Opponents	5	67	13.4	0	39

PUNT RETURNS	No.	Yds	Avg	TD	Long
Jayron Hosley	19	239	12.6	1	80
Danny Coale	2	22	11.0	0	11
Total	21	261	12.4	1	80
Opponents	25	125	5.0	0	25

KICK RETURNS	No.	Yds	Avg	TD	Long
David Wilson	22	584	26.5	2	92
Dyrell Roberts	16	310	19.4	0	29
Jayron Hosley	9	190	21.1	0	50
Rashad Carmichael	3	52	17.3	0	22
Total	50	1136	22.7	2	92
Opponents	60	1461	24.4	0	42

FUMBLE RETURNS	No.	Yds	Avg	TD	Long
Justin Myer	1	0	0.0	0	0
Total	1	0	0.0	0	0
Opponents	0	0	0.0	0	0

SCORING	TD	FGs	PATs					DXP	Saf	Points
			Kick	Rush	Rcv	Pass				
Chris Hazley	0	21-22	53-56	0-0	0	0-0	0	0	116	
David Wilson	11	0-0	0-0	0-0	0	0-0	0	0	66	
Darren Evans	11	0-0	0-0	0-0	0	0-0	0	0	66	
Ryan Williams	10	0-0	0-0	0-0	0	0-0	0	0	60	
Jarrett Boykin	6	0-0	0-0	0-0	0	0-0	0	0	36	
Tyrod Taylor	5	0-0	0-0	0-0	0	1-3	0	0	30	
Andre Smith	5	0-0	0-0	0-0	0	0-0	0	0	30	
Danny Coale	3	0-0	0-0	0-0	1	0-0	0	0	20	
Marcus Davis	2	0-0	0-0	0-0	0	0-0	0	0	12	
Dyrell Roberts	2	0-0	0-0	0-0	0	0-0	0	0	12	
J. Gouveia-Winslow	1	0-0	0-0	0-0	0	0-0	0	0	6	
Jayron Hosley	1	0-0	0-0	0-0	0	0-0	0	0	6	
Rashad Carmichael	1	0-0	0-0	0-0	0	0-0	0	0	6	
Logan Thomas	1	0-0	0-0	0-0	0	0-0	0	0	6	
Team	0	0-0	0-0	0-0	0	0-0	0	1	2	
Total	59	21-22	53-56	0-0	1	1-3	0	1	474	
Opponents	37	10-16	34-37	0-0	0	0-0	1	0	288	



TOTAL OFFENSE	G	Plays	Rush	Pass	Total	Avg/G
Tyrod Taylor	14	461	659	2743	3402	243.0
Darren Evans	14	151	854	0	854	61.0
David Wilson	13	113	619	0	619	47.6
Ryan Williams	10	110	477	0	477	47.7
Logan Thomas	7	32	22	107	129	18.4
Tony Gregory	10	23	102	0	102	10.2
Josh Oglesby	13	6	49	0	49	3.8
Dyrell Roberts	9	3	16	0	16	1.8
Marcus Davis	14	1	12	0	12	0.9
Danny Coale	14	1	-3	0	-3	-0.2
Team	12	12	-25	0	-25	-2.1
Total	14	913	2782	2850	5632	402.3
Opponents	14	894	2183	2878	5061	361.5

FIELD GOALS	FGM-FGA	Pct	01-19	20-29	30-39	40-49	50+	Lg	Blk
Chris Hazley	21-22	95.5	0-0	6-6	8-9	6-6	1-1	52	0

SEQUENCE	Virginia Tech	Opponents
Boise State	34,(34)	(44),(47),30
James Madison	(30),(41),(28)	-
East Carolina	-	(26),(41)
Boston College	(29),(45),(29),(32)	47
NC State	-	(37),(32),(42)
Central Michigan	(30)	32,47
Wake Forest	(33)	-
Duke	(37),(44),(22)	-
Georgia Tech	-	-
North Carolina	(52),(38),(26),(23)	(20)
Miami (Fl.)	(49)	(34),47
Virginia	(40)	46
Florida State	(43)	(32)
Stanford	(37)	-

Numbers in (parentheses) indicate field goal was made.

PUNTING	No.	Yds	Avg	Long	TB	FC	I20	Blkd
Brian Saunders	60	2639	44.0	66	9	12	18	0
Team	1	0	0.0	0	0	0	0	1
Total	61	2639	43.3	66	9	12	18	1
Opponents	69	2833	41.1	62	3	22	20	0

KICKOFFS	No.	Yds	Avg	TB	OB	Retn	Net	YdLn
Justin Myer	94	6316	67.2	30	4			
Total	94	6316	67.2	30	4	1461	45.3	24
Opponents	60	3923	65.4	8	2	1136	43.8	26

ALL PURPOSE	G	Rush	Rec	PR	KOR	IR	Tot	Avg/G
David Wilson	13	619	234	0	584	0	1437	110.5
Darren Evans	14	854	100	0	0	0	954	68.1
Jarrett Boykin	14	0	847	0	0	0	847	60.5
Danny Coale	14	-3	732	22	0	0	751	53.6
Tyrod Taylor	14	659	0	0	0	0	659	47.1
Dyrell Roberts	9	16	303	0	310	0	629	69.9
Ryan Williams	10	477	109	0	0	0	586	58.6
Jayron Hosley	13	0	0	239	190	110	539	41.5
Marcus Davis	14	12	239	0	0	0	251	17.9
Andre Smith	14	0	195	0	0	0	195	13.9
Rashad Carmichael	13	0	0	0	52	87	139	10.7
Davon Morgan	14	0	0	0	0	119	119	8.5
Tony Gregory	10	102	0	0	0	0	102	10.2
Josh Oglesby	13	49	7	0	0	0	56	4.3
D.J. Coles	9	0	27	0	0	0	27	3.0
J. Gouveia-Winslow	14	0	0	0	0	24	24	1.7
Logan Thomas	7	22	2	0	0	0	24	3.4
Kenny Younger	14	0	21	0	0	0	21	1.5
Eddie Whitley	13	0	0	0	0	19	19	1.5
Austin Fuller	11	0	11	0	0	0	11	1.0
Xavier Boyce	9	0	10	0	0	0	10	1.1
Randall Dunn	7	0	9	0	0	0	9	1.3
Tariq Edwards	14	0	0	0	0	5	5	0.4
Prince Parker	4	0	4	0	0	0	4	1.0
Team	12	-25	0	0	0	0	-25	-2.1
Total	14	2782	2850	261	1136	364	7393	528.1
Opponents	14	2183	2878	125	1461	67	6714	479.6

2010 SUPERLATIVES

TECH INDIVIDUAL GAME HIGHS

Rushes	20	Ryan Williams vs Boise State (Sep 06, 2010) Ryan Williams vs James Madison (Sep 11, 2010)
Yards Rushing	160	Darren Evans at NC State (Oct 02, 2010)
TD Rushes	3	Darren Evans vs Wake Forest (Oct 16, 2010)
Long Rush	84	Ryan Williams at Miami (Fla.) (Nov 20, 2010)
Pass attempts	31	Tyrod Taylor vs Stanford (Jan 3 2011)
Pass completions	19	Tyrod Taylor vs Wake Forest (Oct 16, 2010)
Yards Passing	292	Tyrod Taylor vs Wake Forest (Oct 16, 2010)
TD Passes	3	Tyrod Taylor at NC State (Oct 02, 2010) Tyrod Taylor vs Wake Forest (Oct 16, 2010) Tyrod Taylor vs Duke (Oct 23, 2010) Tyrod Taylor vs Florida State (Dec 04, 2010)
Long Pass	69	Tyrod Taylor vs East Carolina (Sep 18, 2010)
Receptions	8	Jarrett Boykin vs Central Michigan (Oct 09, 2010) Jarrett Boykin vs Wake Forest (Oct 16, 2010)
Yards Receiving	143	Danny Coale vs Florida State (Dec 04, 2010)
TD Receptions	2	Andre Smith at NC State (Oct 02, 2010) Marcus Davis at North Carolina (Nov 13, 2010)
Long Reception	69	Jarrett Boykin vs East Carolina (Sep 18, 2010)
Field Goals	4	Chris Hazley at Boston College (Sep 25, 2010) Chris Hazley at North Carolina (Nov 13, 2010)
Long Field Goal	52	Chris Hazley at North Carolina (Nov 13, 2010)
Punts	8	Brian Saunders vs Stanford (Jan 3 2011)
Punting Avg	49.7	Brian Saunders vs Duke (Oct 23, 2010)
Long Punt	66	Brian Saunders at Boston College (Sep 25, 2010)
Punts inside 20	4	Brian Saunders vs Virginia (Nov 27, 2010)
Long Punt Return	80	Jayron Hosley vs Central Michigan (Oct 09, 2010)
Long Kickoff Return	92	David Wilson at NC State (Oct 02, 2010)
Tackles	14	Bruce Taylor vs Georgia Tech (Nov 04, 2010)
Sacks	2.0	Bruce Taylor at Boston College (Sep 25, 2010) Steven Friday at Boston College (Sep 25, 2010) Bruce Taylor vs Georgia Tech (Nov 04, 2010) James Gayle at North Carolina (Nov 13, 2010) Steven Friday at Miami (Fla.) (Nov 20, 2010)
Tackles For Loss	4.0	Bruce Taylor vs James Madison (Sep 11, 2010)
Interceptions	3	Jayron Hosley at NC State (Oct 02, 2010)

TECH TEAM GAME HIGHS

Rushes	54	vs Wake Forest (Oct 16, 2010)
Yards Rushing	317	at NC State (Oct 02, 2010)
Yards Per Rush	8.6	at NC State (Oct 02, 2010)
TD Rushes	4	vs East Carolina (Sep 18, 2010) vs Central Michigan (Oct 09, 2010) vs Wake Forest (Oct 16, 2010) vs Virginia (Nov 27, 2010)
Pass attempts	35	vs Wake Forest (Oct 16, 2010)
Pass completions	22	vs Wake Forest (Oct 16, 2010)
Yards Passing	332	vs Duke (Oct 23, 2010)
Yards Per Pass	12.4	vs East Carolina (Sep 18, 2010)
TD Passes	3	at NC State (Oct 02, 2010) vs Wake Forest (Oct 16, 2010) vs Duke (Oct 23, 2010) vs Florida State (Dec 04, 2010)
Total Plays	89	vs Wake Forest (Oct 16, 2010)
Total Offense	605	vs Wake Forest (Oct 16, 2010)
Yards Per Play	7.9	vs East Carolina (Sep 18, 2010)
Points	52	vs Wake Forest (Oct 16, 2010)
Sacks By	6	at Boston College (Sep 25, 2010)
First Downs	35	vs Wake Forest (Oct 16, 2010)
Penalties	9	at North Carolina (Nov 13, 2010)
Penalty Yards	64	at Boston College (Sep 25, 2010)
Turnovers	3	vs James Madison (Sep 11, 2010)
Interceptions By	4	at North Carolina (Nov 13, 2010)
Punts	8	vs Stanford (Jan 3 2011)
Punting Avg	49.7	vs Duke (Oct 23, 2010)
Long Punt	66	at Boston College (Sep 25, 2010)
Punts inside 20	4	vs Virginia (Nov 27, 2010)
Long Punt Return	80	vs Central Michigan (Oct 09, 2010)



Jayron Hosley had three interceptions against NC State.

OPPONENT INDIVIDUAL GAME HIGHS

Rushes	23	Anthony Allen, vs Georgia Tech (Nov 04, 2010)
Yards Rushing	241	Josh Harris, vs Wake Forest (Oct 16, 2010)
TD Rushes	3	Ty Jones, vs Florida State (Dec 04, 2010)
Long Rush	87	Josh Harris, vs Wake Forest (Oct 16, 2010)
Pass attempts	49	Russell Wilson, at NC State (Oct 02, 2010)
Pass completions	30	Dominique Davis, vs East Carolina (Sep 18, 2010)
Yards Passing	362	Russell Wilson, at NC State (Oct 02, 2010)
TD Passes	4	Andrew Luck, vs Stanford (Jan 3 2011)
Long Pass	78	Tanner Price, vs Wake Forest (Oct 16, 2010)
Receptions	10	Dwayne Harris, vs East Carolina (Sep 18, 2010)
Yards Receiving	173	Coby Fleener, vs Stanford (Jan 3 2011)
TD Receptions	3	Coby Fleener, vs Stanford (Jan 3 2011)
Long Reception	78	Chris Givens, vs Wake Forest (Oct 16, 2010)
Field Goals	3	Josh Czajkowski, at NC State (Oct 02, 2010)
Long Field Goal	47	Kyle Brotzman, vs Boise State (Sep 06, 2010)
Punts	9	Brett Hartmann, vs Central Michigan (Oct 09, 2010) Alex King, vs Duke (Oct 23, 2010)
Punting Avg	46.0	David Green, vs Stanford (Jan 3 2011)
Long Punt	62	Alex King, vs Duke (Oct 23, 2010)
Punts inside 20	5	Alex King, vs Duke (Oct 23, 2010)
Long Punt Return	25	Mitch Burroughs, vs Boise State (Sep 06, 2010) Drew Terrell, vs Stanford (Jan 3 2011)
Long Kickoff Return	42	Embry Peeples, vs Georgia Tech (Nov 04, 2010) Lamaricus Joyner, vs Florida State (Dec 04, 2010)
Tackles	16	Luke Kuechly, at Boston College (Sep 25, 2010)
Sacks	3.0	Shayne Skov, vs Stanford (Jan 3 2011)
Tackles For Loss	4.0	Shea McClellin, vs Boise State (Sep 06, 2010) Shayne Skov, vs Stanford (Jan 3 2011)
Interceptions	1	Jonathan Williams, vs James Madison (Sep 11, 2010) Mark Herzlich, at Boston College (Sep 25, 2010) Brendan Bishop, at NC State (Oct 02, 2010) Rod Sweeting, vs Georgia Tech (Nov 04, 2010) Delano Howell, vs Stanford (Jan 3 2011)

OPPONENT TEAM GAME HIGHS

Rushes	51	vs Georgia Tech (Nov 04, 2010)
Yards Rushing	346	vs Georgia Tech (Nov 04, 2010)
Yards Per Rush	10.2	vs Wake Forest (Oct 16, 2010)
TD Rushes	3	vs Georgia Tech (Nov 04, 2010) vs Florida State (Dec 04, 2010)
Pass attempts	49	at NC State (Oct 02, 2010)
Pass completions	30	vs East Carolina (Sep 18, 2010)
Yards Passing	362	at NC State (Oct 02, 2010)
Yards Per Pass	15.1	vs James Madison (Sep 11, 2010)
TD Passes	4	vs Stanford (Jan 3 2011)
Total Plays	84	vs Central Michigan (Oct 09, 2010)
Total Offense	534	vs Stanford (Jan 3 2011)
Yards Per Play	9.9	vs Stanford (Jan 3 2011)
Points	40	vs Stanford (Jan 3 2011)
Sacks By	8	vs Stanford (Jan 3 2011)
First Downs	24	at NC State (Oct 02, 2010)
Penalties	11	vs Boise State (Sep 06, 2010) vs East Carolina (Sep 18, 2010)
Penalty Yards	105	vs Boise State (Sep 06, 2010)
Turnovers	6	at North Carolina (Nov 13, 2010) at Miami (Fla.) (Nov 20, 2010)
Interceptions By	1	vs James Madison (Sep 11, 2010) at Boston College (Sep 25, 2010) at NC State (Oct 02, 2010) vs Georgia Tech (Nov 04, 2010) vs Stanford (Jan 3 2011)
Punts	9	vs Central Michigan (Oct 09, 2010) vs Duke (Oct 23, 2010)
Punting Avg	46.0	vs Stanford (Jan 3 2011)
Long Punt	62	vs Duke (Oct 23, 2010)
Punts inside 20	5	vs Duke (Oct 23, 2010)
Long Punt Return	25	vs Boise State (Sep 06, 2010) vs Stanford (Jan 3 2011)

2010 GAME-BY-GAME

THE BOISE STATE GAME: BRONCOS SPOIL TECH PARTY AT FEDEXFIELD, 33-30

FedExField • Landover, Md.

Sept. 6, 2010 • Attendance: 86,587

No. 3 Boise State scored in the final 70 seconds to hand Virginia Tech a disappointing 33-30 season-opening loss before a sell-out crowd of 86,587 at FedExField on Labor Day evening.

The Hokies put themselves in an early 17-0 hole with a series of miscues, but managed to battle back to capture the lead in the third quarter.

Tech was up 30-26 before Boise quarterback Kellen Moore connected on his third touchdown pass of the game with 1:09 remaining. The lead changed hands four times during the final 22 minutes of the game.

Tailback Ryan Williams scored three touchdowns, and quarterback Tyrod Taylor accounted for 259 of Tech's 314 yards of offense. The Hokies blocked a pair of kicks for the 22nd time under Frank Beamer.

GAME NOTES

- Six true freshmen dressed for the game, with two – Kyle Fuller (special teams) and Derrick Hopkins (defensive line) – seeing action.
- The last time Virginia Tech trailed 17-0 after one quarter was in 1992 when Miami led 17-0 after the first stanza. UM went on to win that game 43-23.
- There were three blocked kicks in the game. Both teams blocked a punt, and Tech added a blocked extra-point attempt.
- It marked the third straight season the Hokies opened the season with a loss at a neutral site.



FINAL STATISTICS

No. 3 Boise State	17	3	6	7	—	33
No. 10 Virginia Tech	0	14	13	3	—	30

BSU (12:44 re 1st)	- FG Brotzman 44
BSU (9:48 re 1st)	- Pettis 8 pass from Moore (Brotzman kick)
BSU (1:11 re 1st)	- Gallarda 2 pass from Moore (Brotzman kick)
VT (11:44 re 2nd)	- Williams 1 run (Hazley kick)
BSU (10:23 re 2nd)	- FG Brotzman 47
VT (0:57 re 2nd)	- Williams 12 pass from Taylor (Hazley kick)
VT (6:34 re 3rd)	- Williams 1 run (Hazley kick)
BSU (5:58 re 3rd)	- Harper 71 run (kick blocked)
VT (2:40 re 3rd)	- Boykin 28 pass from Taylor (pass failed)
VT (7:38 re 4th)	- FG Hazley 34
BSU (1:09 re 4th)	- Pettis 13 pass from Moore (Brotzman kick)

Team Stats	BSU	VT
First downs	18	21
Rushes-yds.	24-168	44-128
Passing yds.	215	186
Return yds.	44	0
Passes	23-38-0	15-22-0
Punts-avg.	3-34.3	4-33.8
Fumbles-lost	2-2	2-1
Penalties-yds.	11-105	7-55
Time of poss.	25:40	34:20
Sacks by	3-12	2-19

Individual Totals

Rushing — BS, Martin 12-83, Harper 4-80, Avery 5-26, Team 1-(-2), Moore 2-(-19); VT, Taylor 16-73, Williams 20-40, Evans 4-16, Wilson 1-2, Team 1-0, Oglesby 1-0, Coale 1-(-3).

Passing — BS, Moore 23-38-0-215; VT, Taylor 15-22-0-186.

Receiving — BS, Young 6-80, Pettis 6-73, Shoemaker 3-20, Harper 2-7, Gallarda 2-4, Linehan 1-11, Efaw 1-10, Burroughs 1-5, Martin 1-5; VT, Boykin 6-102, Roberts 4-27, Williams 2-18, Davis 1-24, Wilson 1-8, Coale 1-7.



Chris Drager (above) and the Hokies kicked off the 2010 season with a big game against No. 3 Boise State in front of 86,587 fans at sold-out FedExField, where Tyrod Taylor (left) mounted a comeback before Tech dropped the opener.

THE JAMES MADISON GAME:

DUKES PULL THE UPSET AT LANE STADIUM, 21-16

Lane Stadium/Worsham Field • Blacksburg, Va.
 Sept. 11, 2010 • Attendance: 66,233

Quarterback Drew Dudzik ran for two touchdowns and passed for another as James Madison University stunned No. 13 Virginia Tech, 21-16, on a rainy afternoon at Lane Stadium/Worsham Field. The loss was Tech's first in a home opener since the 1995 season and the first to a non-conference team in Blacksburg since the final game of the 1998 season.

With the Dukes trailing 16-7 late in the third quarter, Dudzik engineered a pair of scoring drives to put the visitors ahead. Then, following a Tech fumble, the JMU signal-caller sealed the Hokies' fate with a five-minute-plus drive that ran out the clock. He had help from running back Jamal Sullivan, whose catch and run with a Dudzik pass produced a 77-yard touchdown that lit a fire under the Dukes late in the second quarter.

Tech never punted in the game but suffered three turnovers and had to settle for Chris Hazley field goals on three of its five trips inside the JMU 25-yard line. The Hokies' only TD came on a 17-play, 94-yard drive in the opening quarter.

GAME NOTES

- The loss snapped a 32-game home winning streak against non-conference opponents spanning back to the final game of the 1998 season when the Hokies, then in the BIG EAST Conference, lost at home to Virginia, 36-32.
- Tech's 17-play touchdown drive against the Dukes was its longest since a 17-play TD drive at NC State in 2005.
- The last time the Hokies allowed a pass of 77 yards or longer was in 2003 when quarterback Rasheed Marshall of West Virginia completed a 93-yard pass to Travis Garvin.
- JMU's second-quarter touchdown marked the first time the Dukes had scored against the Hokies in 10 quarters of play going back to 1992. The Dukes were shut out on their last two visits to Lane Stadium.

FINAL STATISTICS

James Madison	0	7	7	7	—	21
No. 13 Virginia Tech	7	6	3	0	—	16

VT (3:24 re 1st)	- Boykin 9 pass from Taylor (Hazley kick)
VT (7:03 re 2nd)	- FG Hazley 30
JMU (4:53 re 2nd)	- Sullivan 77 pass from Dudzik (Wright kick)
VT (0:19 re 2nd)	- FG Hazley 41
VT (11:32 re 3rd)	- FG Hazley 28
JMU (4:06 re 3rd)	- Dudzik 7 run (Wright kick)
JMU (13:45 re 4th)	- Dudzik 12 run (Wright kick)

Team Stats	JMU	VT
First downs	14	23
Rushes-yds.	41-114	44-238
Passing yds.	121	124
Return yds.	9	-4
Passes	5-8-0	10-16-1
Punts-avg.	4-44.8	0-0
Fumbles-lost	2-0	2-2
Penalties-yds.	7-75	4-48
Time of poss.	28:17	31:43
Sacks by	0-0	3-3

Individual Totals


Rushing — JMU, Sullivan 20-49, Dudzik 12-35, Noble 3-17, Long 4-15, Team 2-(-2); VT, Williams 20-91, Taylor 13-86, Evans 7-27, Wilson 3-23, Roberts 1-11.

Passing — JMU, Dudzik 5-8-0-121; VT, Taylor 10-16-1-124.

Receiving — JMU, Barlow 2-11, Sullivan 1-77, Sharp 1-17, Hunter 1-16; VT, Coale 3-52, Williams 2-35, Younger 2-12, Boykin 1-9, Smith 1-8, Evans 1-8.



Jarrett Boykin (above) opened the scoring against JMU with a 9-yard TD reception. Chris Hazley (right) made all three of his field-goal attempts against the Dukes and went on to connect on 20 consecutive attempts during a 12-game span.



THE EAST CAROLINA GAME:

BIG SECOND HALF LIFTS HOKIES TO WIN OVER PIRATES, 49-27

Lane Stadium/Worsham Field • Blacksburg, Va.
 Sept. 18, 2010 • Attendance: 66,233

Virginia Tech scored 28 unanswered points in the second half on the way to posting its first victory of the season, a much-needed 49-27 decision over the East Carolina University Pirates at Lane Stadium/Worsham Field.

Tailback David Wilson and cornerback Rashad Carmichael played big roles in rallying the Hokies from a 27-21 third-quarter deficit. Wilson ran for two touchdowns in less than five minutes to stake Tech to a 35-27 advantage in the waning seconds of the third quarter. Then Carmichael took over, delivering the big blow with a 68-yard interception return for a touchdown at the start of the fourth quarter. A second interception by Carmichael on the Pirates' very next drive preceded a 69-yard touchdown pass from Tech quarterback Tyrod Taylor to receiver Jarrett Boykin that capped the scoring.

Tech held East Carolina to 83 total yards in the second half after allowing 278 yards over the first two quarters of play.

GAME NOTES

- Sophomore running back David Wilson scored two touchdowns for the first time in his Tech career with runs of 3 and 8 yards against ECU.
- Defensive end James Gayle, defensive tackle Antoine Hopkins, true freshman cornerback Kyle Fuller and safety Antone Exum made their first collegiate starts in the win.
- Tech's 49 points were the most for the Hokies in a game against East Carolina. Tech scored 45 points during a 2000 victory at ECU.
- Five Tech backs had rushing carries of 10 yards or more during the game. The Hokies had 12 running plays of 10 yards or more, including a 24-yard run by redshirt freshman Tony Gregory on his first collegiate carry.



David Wilson (above) ran for two scores in the third quarter against ECU and Rashad Carmichael (right) returned an interception 68 yards for a touchdown in the Hokies' 49-27 victory over the Pirates.

FINAL STATISTICS

East Carolina	10	14	3	0	—	27
Virginia Tech	7	14	14	14	—	49

- ECU (8:21 re 1st) - FG Barbour 26
- ECU (5:42 re 1st) - Williams 2 run (Barbour kick)
- VT (1:41 re 1st) - Williams 2 run (Hazley kick)
- ECU (14:50 re 2nd) - Harris 7 pass from Davis (Barbour kick)
- VT (12:03 re 2nd) - Roberts 24 pass from Taylor (Hazley kick)
- VT (5:58 re 2nd) - Evans 7 run (Hazley kick)
- ECU (0:26 re 2nd) - Williams 1 run (Barbour kick)
- ECU (10:43 re 3rd) - FG Barbour 41
- VT (4:34 re 3rd) - Wilson 3 run (Hazley kick)
- VT (0:29 re 3rd) - Wilson 8 run (Hazley kick)
- VT (13:22 re 4th) - Carmichael 68 interception return (Hazley kick)
- VT (10:53 re 4th) - Boykin 69 pass from Taylor (Hazley kick)

Team Stats	ECU	VT
First downs	22	22
Rushes-yds.	30-110	41-249
Passing yds.	251	199
Return yds.	6	79
Passes	30-44-2	8-16-0
Punts-avg.	5-40.0	3-39.0
Fumbles-lost	0-0	2-1
Penalties-yds.	11-100	4-47
Time of poss.	32:43	27:17
Sacks by	2-10	3-27

Individual Totals

Rushing — ECU, Williams 17-72, Davis 11-34, Ruffin 1-2, Harris 1-2; VT, Evans 10-91, Wilson 12-89, Taylor 9-32, Gregory 4-29, Williams 6-8.

Passing — ECU, Davis 30-44-2-251; VT, Taylor 8-16-0-199.

Receiving — ECU, Harris 10-119, Williams 7-37, Bodenheimer 3-22, Lewis 3-22, Arrington 2-34, Bowman 2-1, Jones 1-11, Ruffin 1-5, Womack 1-0; VT, Boykin 3-118, Roberts 2-22, Williams 1-29, Wilson 1-26, Younger 1-4.



THE BOSTON COLLEGE GAME:

DEFENSE PITCHES SHUTOUT AS HOKIES PICK UP ROAD WIN, 19-0

Alumni Stadium • Chestnut Hill, Mass.
Sept. 25, 2010 • Attendance: 42,317

Virginia Tech used four second-half field goals by Chris Hazley and stout defensive play over the final 30 minutes to open ACC play with a 19-0 shutout victory at Boston College. The win kept the Hokies perfect (7-0) in conference openers since joining the league in 2004.

Tech gained just 164 yards of offense during the first 30 minutes, but still managed to cling to a 7-0 lead at the intermission thanks to a nine-play, 80-yard scoring drive midway through the half. A 30-yard pass from quarterback Tyrod Taylor to tailback Darren Evans was the key play, and Evans put the finishing touches on it with a 3-yard run for the touchdown.

Boston College piled up 211 yards in the first half but failed to score on two trips inside the red zone. The Eagles ran just two plays on the Hokies' side of the field during the second half while being held to just 39 total yards. Tech's defense posted six sacks, 11 tackles for loss and a pair of pass interceptions during the victory.

Hazley booted field goals on each of Tech's first three possessions of the third quarter. He added a fourth with 3:48 remaining in the game.

Taylor connected on 16 of 21 passes for 237 yards, while David Wilson picked up 67 yards rushing on 16 carries.



John Graves (above) batted down a pass to help the defense ground the Eagles during Virginia Tech's 19-0 win at Boston College. Eddie Whitley, Jayron Hosley and Rashad Carmichael (below) celebrated an interception that helped preserve the shutout victory.



FINAL STATISTICS

Virginia Tech	0	7	9	3	—	19
Boston College	0	0	0	0	—	0

VT	(14:55 re 2nd)	- Evans 3 run (Hazley kick)
VT	(11:17 re 3rd)	- FG Hazley 29
VT	(7:45 re 3rd)	- FG Hazley 45
VT	(4:13 re 3rd)	- FG Hazley 29
VT	(3:48 re 4th)	- FG Hazley 32

Team Stats	VT	BC
First downs	16	16
Rushes-yds.	40-106	28-70
Passing yds.	237	180
Return yds.	7	19
Passes	16-21-1	16-32-2
Punts-avg.	4-42.2	6-42.7
Fumbles-lost	0-0	3-1
Penalties-yds.	8-64	5-47
Time of poss.	33:21	26:39
Sacks by	6-46	2-12

Individual Totals

Rushing — VT, Wilson 16-67, Evans 14-30, Taylor 9-10, Team 1-(-1); BC, Harris 19-111, Phifer 1-(-1), Shinskie 3-(-5), Marscovetra 5-(-35).

Passing — VT, Taylor 16-21-1-237; BC, Shinskie 11-25-2-130, Marscovetra 5-7-0-50.

Receiving — VT, Roberts 5-49, Smith 4-44, Coale 3-91, Evans 1-30, Boykin 1-14, Wilson 1-5, Davis 1-4; BC, Harris 5-21, Lee 4-42, Momah 2-30, Swigert 2-22, Amidon 1-35, Coleman 1-23, Anderson 1-7.

GAME NOTES

- The shutout was the first for Virginia Tech since a 17-0 win over Virginia in Blacksburg in the final regular-season game of the 2006 season. The Hokies' last shutout in a road game was a 45-0 decision at Duke in 2005. The game marked the first time Boston College had been shut out since 1998 when Tech took a 17-0 decision at Alumni Stadium.

- Receiver Dyrell Roberts and tight end Andre Smith both set personal bests for receptions during the win over the Eagles. Roberts had five catches for 49 yards in the game, while Smith posted four for 44 yards.

- The touchdown by Darren Evans was the first offensive touchdown scored by the Hokies at Alumni Stadium since Lee Suggs ran for a fourth quarter TD in the 2002 game at BC. Tech failed to score on offense during losses at Chestnut Hill in 2006 and 2008.

THE NC STATE GAME:

HISTORIC COMEBACK LIFTS HOKIES PAST PACK, 41-30

Carter-Finley Stadium • Raleigh, N.C.
Oct. 2, 2010 • Attendance: 58,083

Virginia Tech came from behind twice in the fourth quarter and completed the biggest comeback victory of the Frank Beamer era with a 41-30 road victory over No. 23 NC State at Carter-Finley Stadium in front of the third-largest crowd ever at the stadium.

The Wolfpack stormed to a 17-0 lead in the first 16 minutes of the game and led 17-7 at the half. David Wilson gave the Hokies a big lift when he returned the second-half kickoff 92 yards for a touchdown. Tech went on to outscore the Pack, 34-13, over the final two quarters but didn't take the lead for good until the 1:27 mark when Jarrett Boykin took a Tyrod Taylor pass and weaved 39 yards for a touchdown.

Sophomore Jayron Hosley's third interception of the game set up an insurance TD for the Hokies, as tailback Darren Evans capped a 160-yard rushing game with his second score of the day with 28 seconds left.

GAME NOTES

- Redshirt sophomore receiver Marcus Davis made his first collegiate start in the game as the Hokies opened with a four receiver set. Another sophomore receiver, D.J. Coles, caught his first collegiate passes during the victory.
- Tech's comeback from 17 points down surpassed a comeback from 15 points down at Virginia in 1995 and now marks the biggest come-from-behind win in Coach Frank Beamer's 23-plus seasons in Blacksburg.
- Quarterback Tyrod Taylor's three touchdown passes tied a personal best for the Tech senior, who also threw for three scores at Maryland in 2009.
- Andre Smith became the first Tech tight end to catch two touchdown passes in a game since Keith Willis did it against Cal in the 2003 Insight Bowl.

FINAL STATISTICS

Virginia Tech	0	7	14	20	—	41
No. 23 NC State	14	3	10	3	—	30

ST	(11:10 re1st)	- Bryan 7 pass from Wilson (Czajkowski kick)
ST	(6:23 re 1st)	- Haynes 2 pass from Wilson (Czajkowski kick)
ST	(14:11 re 2nd)	- FG Czajkowski 37
VT	(6:34 re 2nd)	- Smith 10 pass from Taylor (Hazley kick)
VT	(14:48 re 3rd)	- Wilson 92 kickoff return (kick failed)
ST	(11:41 re 3rd)	- Williams 34 pass from Wilson (Czajkowski kick)
VT	(9:09 re 3rd)	- Evans 54 run (Coale pass from Taylor)
ST	(4:51 re 3rd)	- FG Czajkowski 32
VT	(12:24 re 4th)	- Smith 4 pass from Taylor (Hazley kick)
ST	(4:42 re 4th)	- FG Czajkowski 42
VT	(1:27 re 4th)	- Boykin 39 pass from Taylor (pass failed)
VT	(0:28 re 4th)	- Evans 3 run (Hazley kick)

Team Stats	VT	NCS
First downs	18	24
Rushes-yds.	37-317	33-145
Passing yds.	123	362
Return yds.	50	52
Passes	12-24-1	21-49-3
Punts-avg.	7-42.4	4-43.0
Fumbles-lost	2-0	2-0
Penalties-yds.	4-50	9-61
Time of poss.	28:21	31:39
Sacks by	1-8	4-20

Individual Totals

Rushing — VT, Evans 15-160, Taylor 16-121, Wilson 6-36; ST, Greene 10-91, Wilson 10-34, Haynes 12-27, Graham 1-(-7).

Passing — VT, Taylor 12-24-1-123; ST, Wilson 21-49-3-362.

Receiving — VT, Boykin 2-47, Coles 2-16, Smith 2-14, Davis 2-11, Roberts 1-18, Coale 1-15, Evans 1-5, Wilson 1-(-3); ST, Spencer 6-145, Williams 4-103, Haynes 3-34, Greene 3-30, Bryan 2-24, Smith 2-23, Gentry 1-3.



Darren Evans (above) ran for 160 yards and scored two touchdowns, and Jayron Hosley (left) posted three interceptions during the Hokies' 41-30 comeback victory at NC State. Hosley went on to lead the nation in interceptions with nine on the season.

THE CENTRAL MICHIGAN GAME:

TAYLOR LEADS HOKIES PAST CHIPPEWAS WITH BIG GAME, 45-21

Lane Stadium/Worsham Field • Blacksburg, Va.
 Oct. 9, 2010 • Attendance: 66,233

Quarterback Tyrod Taylor ran for two scores and passed for another to pace Virginia Tech to a 45-21 victory over Central Michigan University at Lane Stadium/Worsham Field.

After CMU opened the game with an 80-yard touchdown drive, Taylor answered with a 72-yard scamper for a TD on Tech's second play of the game and the Hokies never looked back, scoring 38 unanswered points. Taylor added a 7-yard touchdown pass to Andre Smith in the second quarter and chipped in a 15-yard scoring run in the third period. He finished the game with 161 yards passing and 127 on the ground.

Tech won despite running 31 fewer offensive plays than its visitors, going 0 for 8 on third-down conversions and being out-gained. The Hokies offset those numbers with big plays, including a 68-yard TD run by tailback David Wilson and an 80-yard punt return for a touchdown by Jayron Hosley.

GAME NOTES

- Davon Morgan recorded his first career pass interception during the second quarter. His pick led to a 30-yard field goal by Chris Hazley.
- The Hokies opened in a four-receiver set for the second straight week. It marked the first time during the 2010 season that the same 22 starters on offense and defense started in back-to-back weeks.
- David Wilson's 68-yard touchdown run in the fourth quarter was the longest run of his Tech career, surpassing a 51-yard run against Marshall last season. Meanwhile, fellow tailback Darren Evans scored a touchdown for the fourth consecutive game.
- Tyrod Taylor posted a run of 70 yards or longer for the second straight week, and his third career run of 70 yards or longer.

FINAL STATISTICS

Central Michigan	7	0	0	14	—	21
Virginia Tech	7	17	7	14	—	45

- CMU (9:15 re 1st) - Harris 23 pass from Radcliff (Hogan kick)
- VT (8:33 re 1st) - Taylor 72 run (Hazley kick)
- VT (13:33 re 2nd) - Evans 6 run (Hazley kick)
- VT (10:54 re 2nd) - FG Hazley 30
- VT (7:11 re 2nd) - Smith 7 pass from Taylor (Hazley kick)
- VT (2:16 re 3rd) - Taylor 15 run (Hazley kick)
- VT (14:15 re 4th) - Wilson 68 run (Hazley kick)
- CMU (10:45 re 4th) - Harris 8 pass from Radcliff (Hogan kick)
- VT (4:55 re 4th) - Hosley 80 punt return (Hazley kick)
- CMU (1:22 re 4th) - Poblah 19 pass from Radcliff (Hogan kick)

Team Stats	CMU	VT
First downs	21	17
Rushes-yds.	36-135	28-220
Passing yds.	266	164
Return yds.	19	124
Passes	21-48-1	14-25-0
Punts-avg.	9-43.6	7-49.3
Fumbles-lost	2-0	3-1
Penalties-yds.	5-45	5-45
Time of poss.	35:47	24:13
Sacks by	1-2	3-21

Individual Totals

Rushing — CMU, Cotton 21-105, Volny 2-21, Radcliff 10-10, Harris 1-1, Tipton 2-(-2); VT, Taylor 9-127, Wilson 7-84, Evans 7-35, Gregory 3-3, Thomas 1-(-7), Team 1-(-12).

Passing — CMU, Radcliff 21-48-1-161; VT, Taylor 13-23-0-161, Thomas 1-2-0-3.

Receiving — CMU, Harris 5-101, Cotton 4-39, Blackburn 2-43, Wilson 2-24, Poblah 2-23, Fraser 2-19, Volny 2-7, Tipton 1-6, Reed 1-4; VT, Boykin 8-117, Evans 1-14, Davis 1-12, Coles 1-11, Smith 1-7, Roberts 1-4, Wilson 1-(-1).



Tyrod Taylor (above) celebrated after one of his two rushing touchdowns against Central Michigan. Davon Morgan (right) had an interception to go along with his tough defensive play in helping the Hokies to a 45-21 win.



THE WAKE FOREST GAME:

HUGE FIRST HALF LIFTS HOKIES TO HOMECOMING WIN, 52-21

Lane Stadium/Worsham Field • Blacksburg, Va.
 Oct. 16, 2010 • Attendance: 66,233

Virginia Tech amassed over 600 yards of offense on the way to its fifth consecutive win, a 52-21 Homecoming pounding of Wake Forest at Lane Stadium/Worsham Field.

Quarterback Tyrod Taylor enjoyed a record-setting day, throwing for 292 yards and tying a career high with three touchdown passes. He hit back-up quarterback Logan Thomas – who was split out as a receiver – for a 2-yard score on the Hokies' opening possession to give the Hokies a 7-0 lead and began the onslaught.

Taylor later threw touchdown strikes of 25 yards to Danny Coale and 10 yards to Jarrett Boykin. He also scored a touchdown rushing, getting in the end zone on a 1-yard sneak midway through the second quarter. Darren Evans accounted for the rest of the scoring.

The Hokies gained 314 yards through the air and 291 on the ground on the way to 35 first downs.

Virginia Tech scored touchdowns on eight of its first nine possessions and piled up 49 first-half points while controlling the football for over 41 minutes.

GAME NOTES

- Receiver Dyrell Roberts had career highs in catches (6) and receiving yards (134) during the win. Danny Coale also finished with over 100 yards receiving (103), giving Tech two 100-yard receivers in the same game for the first time since 2006 when Eddie Royal and Justin Harper did it against Georgia Tech.
- Tech converted 12 of 17 third-down situations in the game after going 0 for 8 on third downs a week earlier against Central Michigan.
- Wake tailback Josh Harris rushed for 241 yards on 20 carries and scored two touchdowns on runs of 33 and 87 yards. His rushing total was the most by a running back ever against a Tech defense.



FINAL STATISTICS

Wake Forest	7	7	7	0	—	21
Virginia Tech	21	28	3	0	—	52

- VT (13:29 re 1st) - Thomas 2 pass from Taylor (Hazley kick)
- VT (7:36 re 1st) - Evans 5 run (Hazley kick)
- WF (6:17 re 1st) - Harris 33 run (Newman kick)
- VT (3:02 re 1st) - Coale 25 pass from Taylor (Hazley kick)
- VT (12:34 re 2nd) - Evans 8 run (Hazley kick)
- WF (12:16 re 2nd) - Harris 87 run (Newman kick)
- VT (8:49 re 2nd) - Taylor 1 run (Hazley kick)
- VT (3:36 re 2nd) - Evans 1 run (Hazley kick)
- VT (0:52 re 2nd) - Boykin 10 pass from Taylor (Hazley kick)
- WF (11:35 re 3rd) - Givens 78 pass from Price (Newman kick)
- VT (4:52 re 4th) - FG Hazley 33

Team Stats	WF	VT
First Downs	9	35
Rushes-yds.	25-254	54-291
Passing yds.	92	314
Return yds.	0	55
Passes	4-17-0	22-35-0
Punts-avg.	8-35.2	2-47.5
Fumbles-lost	0-0	3-0
Penalties-yds.	8-75	4-35
Time of poss.	18:34	41:26
Sacks by	1-8	1-6

Individual Totals

Rushing — WF, Harris 20-241, Campanaro 1-12, Adams 2-2, Price 2-(-1); VT, Wilson 15-105, Evans 12-52, Oglesby 4-44, Gregory 7-34, Taylor 7-31, Thomas 3-15, Davis 1-12, Roberts 2-5, Team 3-(-7).

Passing — WF, Price 3-16-0-92, Jones 1-1-0-0; VT, Taylor 19-27-0-292, Thomas 3-8-0-22.

Receiving — WF, Givens 2-84, Bohanon 1-8, Brown 1-0; VT, Boykin 8-62, Roberts 6-134, Coale 5-103, Dunn 1-9, Boyce 1-4, Thomas 1-2.



Dyrell Roberts (left) caught six passes for 134 yards, and the Hokie defense was tough all day (above) as Virginia Tech defeated Wake Forest, 52-21, on Homecoming Day in Blacksburg.

THE DUKE GAME:

TECH GETS COMPLETE EFFORT IN WIN OVER BLUE DEVILS, 44-7

Lane Stadium/Worsham Field • Blacksburg, Va.
 Oct. 23, 2010 • Attendance: 66,233

Quarterback Tyrod Taylor turned in another stellar performance as Virginia Tech continued its steady improvement with a 44-7 victory over the visiting Duke Blue Devils.

Taylor completed 13 of 17 passes for 280 yards and tied his career high for touchdown passes in a game for the second week in a row with three. He also was the Hokies' top rusher with 47 yards on six carries. Tech scored on seven of its eight possessions when Taylor was at the helm.

The Tech defense held the Blue Devils to 208 total yards and seven points. Interceptions by cornerbacks Jayron Hosley and Rashad Carmichael led to 10 Tech points.

Special teams also played an important role in the victory as kicker Chris Hazley booted three field goals and punter Brian Saunders averaged 49.7 yards on three kicks. The Hokies also got a 61-yard punt return from Hosley to set up their second touchdown of the game.

GAME NOTES

- Tech scored 40 points or more in a game for the fourth consecutive week for the first time since the 2000 season when it had 52 vs. Akron, 45 vs. ECU, 49 against Rutgers and 48 vs. Boston College.
- Tech won its sixth game in a row for their longest winning streak since 2006 when it posted wins in its last six games of the regular season.
- Tailback Ryan Williams returned to action for the first time since game three against ECU on Sept. 18 when he left the game in the second quarter with a hamstring injury. He scored a touchdown on a 1-yard plunge against the Blue Devils.



Punter Brian Saunders (above) had a great day, averaging 49.7 yards on three punts, and the Hokie defense (right) played tough as Virginia Tech defeated Duke, 44-7, in Blacksburg.

FINAL STATISTICS

Duke	0	0	7	0	—	7
No. 23 Virginia Tech	14	13	17	0	—	44

- VT (7:56 re 1st) - Smith 14 pass from Taylor (Hazley kick)
- VT (1:30 re 1st) - Williams 1 run (Hazley kick)
- VT (10:05 re 2nd) - Evans 2 run (Hazley kick)
- VT (2:37 re 2nd) - FG Hazley 37
- VT (0:38 re 2nd) - FG Hazley 44
- VT (11:38 re 3rd) - Roberts 43 pass from Taylor (Hazley kick)
- DU (7:19 re 3rd) - Hollingsworth 6 run (Snyderwine kick)
- VT (5:08 re 3rd) - Wilson 65 pass from Taylor (Hazley kick)
- VT (2:38 re 3rd) - FG Hazley 22

Team Stats	DU	VT
First Downs	10	19
Rushes-yds.	30-92	39-159
Passing yds.	116	332
Return yds.	-1	108
Passes	12-36-2	19-31-0
Punts-avg.	9-44.0	3-49.7
Fumbles-lost	2-0	2-1
Penalties-yds.	4-40	3-19
Time of poss.	27:36	32:34
Sack by	1-7	2-11

Individual Totals

Rushing — DU, Connette 8-43, Hollingsworth 4-26, Scott 11-25, Snead 2-2, Thompson 1-1, Renfree 1-(-5); VT, Taylor 6-47, Evans 8-36, Gregory 9-36, Wilson 7-17, Thomas 2-14, Williams 6-10, Team 1-(-1).

Passing — DU, Renfree 12-32-1-116, Connette 0-4-1-0; VT, Taylor 13-17-0-280, Thomas 6-14-0-52.

Receiving — DU, Vernon 6-44, Braxton 2-29, Varner 2-18, Hollingsworth 1-13, Scott 1-12; VT, Davis 6-64, Coale 2-51, Roberts 2-49, Boykin 2-48, Smith 2-25, Evans 2-15, Wilson 1-65, Fuller 1-11, Parker 1-4.



THE GEORGIA TECH GAME:

WILSON LIFTS HOKIES TO WILD WIN OVER JACKETS, 28-21

Lane Stadium/Worsham Field • Blacksburg, Va.
Nov. 4, 2010 • Attendance: 66,233

David Wilson scored two touchdowns in the fourth quarter and Rashad Carmichael made a game-ending interception in the end zone as Virginia Tech battled from behind in a wild 28-21 ACC Coastal Division win over Georgia Tech.

The Hokies fell behind 14-0 in the first quarter and didn't catch up until a 15-yard TD run by Wilson early in the fourth period, which pulled them even at 14-all. A scoring pass from Tyrod Taylor to tight end Andre Smith gave Tech its first lead, but Georgia Tech, which lost starting quarterback Joshua Nesbitt to injury late in the first half, marched 80 yards in nine plays to knot the score again at the 2:34 mark.

Wilson delivered the crushing blow when he took the ensuing kickoff and raced 90 yards for his second touchdown of the quarter. The victory wasn't sealed, however, until Carmichael's interception in the end zone with eight seconds left.

The Yellow Jackets out-gained the Hokies 426 yards to 335, with Nesbitt accounting for their first two scores on runs of 1 and 71 yards.

GAME NOTES

- Linebacker Bruce Taylor posted a career-high 14 tackles in the game, while defensive end Steven Friday recorded a personal-best 12 stops.
- David Wilson became the first Tech player in the modern era to return two kickoff returns for a touchdown in one season. Wilson also tied a school mark for career kickoff returns for a TD with two, equalling Terry Strock (1959-61).
- Bud Foster coached his 200th game as Virginia Tech's defensive coordinator/co-coordinator. Foster was the co-coordinator in 1995 and took over as the sole defensive coordinator in 1996, a position he has held ever since.
- Quarterback Tyrod Taylor became the Hokies' all-time total offense leader on an 11-yard run during the second quarter. Taylor had 194 yards of offense in the game to up his career total to 8,134 yards, surpassing previous record-holder Bryan Randall (8,034).

FINAL STATISTICS

Georgia Tech	14	0	0	7	—	21
No. 20 Virginia Tech	0	7	0	21	—	28

GT	(11:20 re 1st)	- Nesbitt 1 run (Blair kick)
GT	(4:44 re 1st)	- Nesbitt 71 run (Blair kick)
VT	(14:56 re 2nd)	- Williams 4 run (Hazley kick)
VT	(13:21 re 4th)	- Wilson 15 run (Hazley kick)
VT	(6:34 re 4th)	- Smith 2 pass from Taylor (Hazley kick)
GT	(2:34 re 4th)	- Smith 9 run (Blair kick)
VT	(2:23 re 4th)	- Wilson 90 kickoff return (Hazley kick)

Team Stats	GT	VT
First Downs	15	23
Rushes-yds.	51-346	40-198
Passing yds.	80	137
Return yds.	17	34
Passes	2-10-2	15-25-1
Punts-avg.	4-40.2	4-39.8
Fumbles-lost	0-0	1-1
Penalties-yds.	9-52	2-17
Time of poss.	28:49	31:11
Sacks by	0-0	3-13

Individual Totals

Rushing — GT, Allen 23-125, Nesbitt 6-86, Washington 11-45, Jones 5-44, Smith 3-38, Peoples 1-4, Watson 1-4; VT, Evans 15-68, Taylor 9-57, Wilson 7-39, Williams 7-30, Oglesby 1-5, Team 1-(-1).

Passing — GT, Washington 2-7-1-80, Nesbitt 0-3-1-0; VT, Taylor 15-25-1-137.

Receiving — GT, Melton 1-42, Cone 1-38; VT, Boykin 5-54, Smith 4-39, Coale 2-26, Williams 2-4, Evans 1-7, Oglesby 1-7.



David Wilson (above) returned a kickoff 90 yards for a touchdown in the fourth quarter. Bruce Taylor (51, right) and the defense got the job done, as the Hokies won a huge ACC Coastal Division showdown, 28-21, over Georgia Tech.



THE NORTH CAROLINA GAME:

BIG SECOND HALF LIFTS HOKIES TO WIN OVER UNC, 26-10

Kenan Stadium • Chapel Hill, N.C.

Nov. 13, 2010 • Attendance: 60,000

Tyrod Taylor tossed two third-quarter touchdown passes, and Virginia Tech forced six turnovers as the Hokies extended their winning streak to eight games with a big 26-10 ACC Coastal Division road win against North Carolina.

As has been the case most of the season, Tech fell behind early as the Tar Heels marched 80 yards on eight plays to start the game with a 7-0 lead. Kicker Chris Hazley kept the Hokies in the game during the first half with three field goals, including a career-long 52-yarder.

UNC's 10-9 advantage disappeared in the third quarter when Taylor and the Tech defense both went to work. Taylor hit receiver Marcus Davis with touchdown throws of 11 and 13 yards, while Hazley added another three-pointer for 17 unanswered third-period points. Meanwhile, Tech's defense shut the Tar Heels down over the final 30 minutes, allowing them just 97 total yards of offense. The Hokies posted four pass interceptions, forced a fumble at the goal line and also came up with a fumble recovery on special teams.

Tech, which played error-free ball, piled up 418 yards of offense, including 249 through the air. Tailbacks Darren Evans and Ryan Williams added 90 and 83 yards, respectively, on the ground.

GAME NOTES

- Senior place-kicker Chris Hazley extended his string of consecutive field goals made to 17, after making kicks of 52, 38, 26 and 23 yards against North Carolina. Hazley's 17 consecutive field goals tied a Virginia Tech single-season mark set by Chris Kinzer in 1986 and equaled by Brandon Pace during the 2006 season.
- Hazley's 52-yard field goal tied a Tech mark for the longest field goal in an ACC game. Jud Dunlevy booted a 52-yarder in Blacksburg against UNC in 2007.
- Junior safety Eddie Whitley recorded his first collegiate pass interception, and it was a big one for the Hokies. Whitley wrestled a potential TD pass away from a UNC receiver in the end zone with the Tar Heels leading 10-6 in the second quarter.

FINAL STATISTICS

No. 16 Virginia Tech	6	3	17	0	—	26
North Carolina	7	3	0	0	—	10

NC (11:30 re 1st)	- Ely 1 run (Barth kick)
VT (5:53 re 1st)	- FG Hazley 52
VT (2:19 re 1st)	- FG Hazley 38
NC (12:33 re 2nd)	- FG Barth 20
VT (3:39 re 2nd)	- FG Hazley 26
VT (10:38 re 3rd)	- Davis 11 pass from Taylor (Hazley kick)
VT (7:11 re 3rd)	- FG Hazley 23
VT (2:37 re 3rd)	- Davis 13 pass from Taylor (Hazley kick)

Team Stats	VT	NC
First downs	19	21
Rushes-yds.	38-169	32-117
Passing yds.	249	197
Return yds.	37	-9
Passes	13-28-0	18-33-4
Punts-avg.	5-44.6	3-35.0
Fumbles-lost	1-0	3-2
Penalties-yds.	9-56	8-34
Time of poss.	31:55	28:05
Sacks by	4-23	3-24

Individual Totals

Rushing — VT, Evans 14-90, Williams 15-83, Team 1-(-1), Taylor 8-(-3); NC, Elzy 17-82, Draughn 5-18, Yates 8-17, Boyd 1-1, Team 1-(-1).

Passing — VT, Taylor 13-28-0-249; NC, Yates 18-33-4-197.

Receiving — VT, Davis 4-81, Boykin 3-85, Coale 2-52, Smith 2-16, Williams 1-11, Evans 1-4; NC, Elzy 7-102, Byrd 3-31, Barham 3-22, Highsmith 2-22, Draughn 2-16, Jones 1-4.



Eddie Whitley (above) made a huge play, taking the ball away from a Tar Heel in the end zone, and Marcus Davis (right) scored two touchdowns to help the Hokies beat North Carolina, 26-10, in Chapel Hill.



THE MIAMI GAME:

TECH DOWNS 'CANES, CLINCHES COASTAL DIVISION, 31-17

Sun Life Stadium • Miami Gardens, Fla.
Nov. 20, 2010 • Attendance: 40,101

Virginia Tech captured its fourth ACC Coastal Division title in the past six seasons with a strong fourth-quarter performance that produced a 31-17 victory over No. 24 Miami at Sun Life Stadium.

The two teams were deadlocked at 17 heading into the final 15 minutes of play, and that is when the Hokies took charge on both sides of the ball. Tech broke the tie at the 13:24 mark when tailback Ryan Williams sliced through the line and bolted 84 yards for a touchdown. Cornerback Jayron Hosley's eighth interception of the season set up an 18-yard TD run by quarterback Tyrod Taylor to give the Hokies some breathing room with 6:25 remaining.

Tech added interceptions on the Hurricanes' final two possessions. The Hokies also forced three fumbles in the game to help offset being outgained 464 yards to 369.

Miami completed just 3 of 16 passes for 34 yards in the second half.

Williams rushed 14 times for 142 yards for the Hokies, while Taylor threw a 43-yard touchdown pass to Danny Coale to go with his rushing touchdown.

GAME NOTES

- Chris Hazley booted a 49-yard field goal into the wind to extend his streak of consecutive field goals made to 18, a new school single-season record. Chris Kinzer made 17 consecutive field goals during the 1986 season. Brandon Pace equaled the mark with 17 straight in 2006. Pace, who connected on his last five field goals in 2005 before starting his senior season with 17 in a row, holds the career mark for consecutive field goals with 22.
- Tyrod Taylor's rushing touchdown was the 22nd of his career, setting a new career mark for Tech quarterbacks. Bob Schweickert (1962-64) held the previous school record of 21.
- Linebacker Tariq Edwards picked up his first collegiate pass interception.
- Ryan Williams' 84-yard run was the fifth-longest run from scrimmage in school history.

FINAL STATISTICS

No. 14 Virginia Tech	7	3	7	14	—	31
No. 24 Miami	7	3	7	0	—	17

UM	(11:54 re 1st)	- Hankerson 9 pass from Morris (Bosher kick)
VT	(0:51 re 1st)	- Williams 14 run (Hazley kick)
UM	(11:51 re 2nd)	- FG Bosher 34
VT	(9:23 re 2nd)	- FG Hazley 49
VT	(5:32 re 3rd)	- Coale 43 pass from Taylor (Hazley kick)
UM	(3:55 re 3rd)	- Miller 4 run (Bosher kick)
VT	(13:24 re 4th)	- Williams 84 run (Hazley kick)
VT	(6:25 re 4th)	- Taylor 18 run (Hazley kick)


Team Stats	VT	UM
First downs	19	23
Rushes-yds.	48-251	42-262
Passing yds.	118	202
Return yds.	53	-1
Passes	8-15-0	15-33-3
Punts-avg.	6-47.2	3-41.3
Fumbles-lost	1-1	3-3
Penalties-yds.	4-50	5-55
Time of poss.	33:31	26:29
Sacks by	2-10	5-38

Individual Totals

Rushing — VT, Williams 14-142, Evans 14-73, Wilson 10-28, Taylor 10-8; UM, Miller 15-163, Berry 9-47, James 5-30, Morris 7-12, Cooper 6-10.

Passing — VT, Taylor 7-14-0-94, Thomas 1-1-0-24; UM, Morris 15-33-3-202.

Receiving — VT, Coale 4-83, Davis 1-17, Williams 1-7, Boyce 1-6, Younger 1-5; UM, Hankerson 6-79, Benjamin 3-64, Cleveland 2-32, Byrd 2-20, Johnson 1-5, James 1-2



Ryan Williams (above) ran for 142 yards and two scores, and Tariq Edwards (24, below) celebrated his first interception as the Hokies clinched the Coastal Division with a 31-17 win over Miami at Sun Life Stadium.

THE VIRGINIA GAME:

TECH ROLLS PAST IN-STATE RIVAL ON SENIOR DAY, 37-7

Lane Stadium/Worsham Field • Blacksburg, Va.
 Nov. 27, 2010 • Attendance: 66,233

Virginia Tech's trio of tailbacks combined for all five touchdowns as the Hokies beat in-state rival Virginia 37-7 at a packed Lane Stadium/Worsham Field to become the first ACC football team since 2000 to finish regular-season play with an unblemished league record.

After a scoreless first quarter, tailback Ryan Williams followed an Eddie Whitley interception with a 5-yard touchdown run to get Tech started. Running mate David Wilson followed with a 20-yard TD reception from Tyrod Taylor less than five minutes later as the Hokies built a 17-0 halftime advantage.

Williams and Darren Evans posted third-quarter touchdown runs and then Wilson ran 2 yards for a score in the fourth quarter as Tech put the finishing touches on an 8-0 record in ACC play.

Defensively, the Hokies held the Cavaliers on fourth-and-1 at the Tech 14, collected a sack on another fourth-down try at the Tech 30 and foiled a fake punt on a fourth-and-2 play in Virginia territory. The Cavs finished with 70 yards on the ground and 291 overall, while converting just 1 of 12 third-down opportunities.



GAME NOTES

- The Hokies scored on all six of their trips into the red zone, including five touchdowns.
- Chris Hazley extended his season record streak of consecutive field goals made to 19 with a 40-yarder against Virginia.
- Tyrod Taylor became the school's all-time leader in passing yards on a 25-yard toss to Jarrett Boykin in the third quarter. Taylor also tossed his 20th touchdown pass of the season to become just the third quarterback in school history to throw 20 or more TD passes in a season, joining Maurice DeShazo (22 in 1993) and Bryan Randall (21 in 2004).
- Tech's 8-0 record in ACC play makes them the first team to finish undefeated in conference play since Florida State in 2000.

FINAL STATISTICS

Virginia	0	0	0	7	—	7
No. 13 Virginia Tech	0	17	14	6	—	37

- VT (14:45 re 2nd) - Williams 5 run (Hazley kick)
- VT (10:33 re 2nd) - Wilson 20 pass from Taylor (Hazley kick)
- VT (0:22 re 2nd) - FG Hazley 40
- VT (11:24 re 3rd) - Williams 15 run (Hazley kick)
- VT (3:51 re 3rd) - Evans 6 run (Hazley kick)
- VT (4:53 re 4th) - Wilson 2 run (kick blocked)
- VA (2:59 re 4th) - Payne 11 pass from Metheny (Randolph kick)

Team Stats	VA	VT
First downs	13	20
Rushes-yds.	34-70	40-201
Passing yds.	221	182
Return yds.	1	24
Passes	16-26-1	14-24-0
Punts-avg.	6-40.2	6-41.0
Fumbles-lost	1-0	1-0
Penalties-yds.	5-45	5-32
Time of poss.	29:48	30:12
Sacks by	1-3	4-13

Individual Totals

Rushing — VA, Mack 5-31, Jones 11-11, Verica 8-10, Payne 7-8, Metheny 1-7, Fells-Danzer 2-3; VT, Wilson 13-83, Evans 13-70, Taylor 7-24, Williams 7-24.

Passing — VA, Verica 12-20-1-168, Rocco 1-3-0-2, Metheny 2-2-0-50, Howell 1-1-0-1; VT, Taylor 13-23-0-176, Thomas 1-1-0-6.

Receiving — VA, Inman 3-65, Payne 3-48, Burd 3-47, Jones 3-16, Snyder 2-37, Skrobacz 1-2, Phillips 1-1, Keys 0-5; VT, Boykin 6-72, Wilson 3-65, Coale 3-17, Evans 1-17, Smith 1-11.



Steven Friday (above) and the Tech defense got after in-state rival Virginia as Tech beat the Cavaliers, 37-7, allowing Coach Frank Beamer and his Hokies to retain the Commonwealth Cup for the eighth straight season.

THE ACC CHAMPIONSHIP:

TAYLOR LEADS HOKIES TO ACC CROWN, 44-33

Bank of America Stadium • Charlotte, N.C.

Dec. 4, 2010 • Attendance: 72,379

Virginia Tech earned its third ACC football championship in a four-season span, as Tyrod Taylor passed for three touchdowns and ran for another in the Hokies' convincing 44-33 victory over No. 20 Florida State in the Dr. Pepper ACC Championship Game.

A 24-yard interception return for a touchdown by Jeron Gouveia-Winslow put Tech in front 7-3 midway through the first quarter and the Hokies never relinquished the lead. Tech converted 13 of 18 third downs and did not have a turnover on the way to 442 yards of total offense.

Taylor passed for 263 yards and added 24 yards on the ground, while receiver Danny Coale hauled in six passes for 143 yards. Taylor was named the game's MVP for the second time in his career.

The Tech defense contributed a pair of interceptions and held the Seminoles to 53 yards on the ground.



After being named the ACC Player of the Year earlier in the week, Tyrod Taylor (above) was sensational in earning MVP honors in the ACC Championship game. Danny Coale (below) burned the Seminoles with six catches for 143 yards and a touchdown, as Virginia Tech beat Florida State 44-33 in Charlotte.

FINAL STATISTICS

No. 20 Florida State	10	7	7	9	—	33
No. 12 Virginia Tech	14	7	14	9	—	44

FS	(11:43 re 1st)	- FG Hopkins 32
VT	(8:05 re 1st)	- Gouveia-Winslow 24 interception return (Hazley kick)
VT	(4:37 re 1st)	- Evans 9 run (Hazley kick)
FS	(1:59 re 1st)	- Jones 2 run (Hopkins kick)
VT	(10:34 re 2nd)	- Boykin 19 pass from Taylor (Hopkins kick)
FS	(5:48 re 2nd)	- Jones 6 run (Hopkins kick)
VT	(11:29 re 3rd)	- Coale 45 pass from Taylor (Hazley kick)
VT	(4:43 re 3rd)	- Wilson 21 pass from Taylor (Hazley kick)
FS	(1:44 re 3rd)	- Jones 1 run (Hopkins kick)
VT	(11:29 re 4th)	- Taylor 5 run (kick blocked)
FS	(11:29 re 4th)	- Bradham PAT return
VT	(6:58 re 4th)	- FG Hazley 43
FS	(0:07 re 4th)	- Thompson 20 pass from Manuel (Hopkins kick)

Team Stats	FS	VT
First downs	19	21
Rushing yds.	28-53	43-179
Passing yds.	288	263
Return yds.	0	58
Passes	23-32-2	18-28-0
Punts-avg.	2-42.0	2-36.5
Fumbles-lost	2-0	0-0
Penalties-yds.	0-0	4-36
Time of poss.	24:59	35:01
Sacks by	3-6	1-3

Individual Totals

Rushing — FSU, Jones 6-24, Thompson 8-12, Reed 2-10, Manuel 11-9, Team 1-(-2); VT, Evans 6-69, Williams 11-45, Wilson 14-43, Taylor 11-24, Team 1-(-2).

Passing — FSU, Manuel 23-31-2-288, Team 0-1-0-0; VT, Taylor 18-28-0-263.

Receiving — FSU, Easterling 6-79, Thompson 5-25, Haulstead 3-73, Reed 3-42, Smith 3-28, Reliford 2-27, Pryor 1-14; VT, Coale 6-143, Wilson 4-42, Boykin 3-35, Smith 2-23, Davis 2-15, Williams 1-5.



GAME NOTES

- Tech's six touchdowns in the game were each scored by a different player.
- Quarterback Tyrod Taylor set a new school mark for touchdown passes in a season when he connected for three TDs against Florida State, giving him 23 touchdown passes on the season. Maurice DeShazo set the previous school mark of 22 in 1993.
- Danny Coale equaled a personal best with six catches against FSU and set a new career high for receiving yards with 143 against the Seminoles.

THE DISCOVER ORANGE BOWL:

HOKIES FALL TO STANFORD CARDINAL, 40-12

Sun Life Stadium • Miami Gardens, Fla.
Jan. 4, 2011 • Attendance: 65,453

Stanford scored touchdowns on its first four possessions of the second half to break open a close game and down the Hokies, 40-12, in the Orange Bowl played in front of 65,453 fans at Sun Life Stadium.

The loss snapped the Hokies' 11-game winning streak, leaving Tech with an 11-3 overall record. The loss also snapped Tech's two-game bowl winning streak.

"I think you give Stanford all the credit," Tech head coach Frank Beamer said. "They played better offensively than we did, they played better defensively than we did, and they played better on special teams.

"It was right there, and then we had a couple of long plays against our defense and it got away from us a little bit. We had them backed up, and if you feel like you could hold them, then you could get right back in it. But then they got two scores and it got away from us a little bit."

The Hokies went three-and-out on the first possession of the second half, and then Stanford went to work. The Cardinal drove 59 yards in nine plays, finishing the drive when fullback Owen Marecic scored on a 1-yard run with 8:47 left in the third quarter. Nate Whitaker missed the extra point, but Stanford took a 19-12 lead.

Tech drove to the Stanford 35 on the ensuing possession. But on second-and-5, Tech quarterback Tyrod Taylor threw just his fifth interception of the season. Delano Howell intercepted the pass that was intended for Jarrett Boykin at the Stanford 3, thus killing the Hokies' drive.

The Cardinal capitalized. On the next play, Stepfan Taylor went up the middle for a 56-yard run to the Tech 42. Following that, Stanford quarterback Andrew Luck fired a 41-yard touchdown pass to tight end Coby Fleener with 5:49 left in the third quarter. Whitaker's extra point made the score 26-12.

"It was frustrating," Tyrod Taylor said. "We kind of helped them with some of the big plays that happened. The turnover was something that wasn't needed and wasn't good for the team."

Luck hit Fleener for a 58-yard touchdown pass on the Cardinal's third possession of the second half and then found Fleener again on the Cardinal's fourth possession for a 38-yard touchdown.

Luck, a Heisman Trophy finalist, played great, completing 18 of 23 for 287 yards and four touchdowns. Fleener caught six passes for 173 yards and three touchdowns. Stepfan Taylor rushed for 114 yards, and Jeremy Stewart rushed for 99.

As a team, Stanford finished with 534 yards of total offense.

"They were very physical at the point of attack, and we knew that coming in," starting mike linebacker Jack Tyler said. "We knew they were going to try to run the ball, and we were prepared for that. Stanford just comes right at you and they're physical."

Tech's lone touchdown came early in the second quarter. Trailing 7-2 at the time, the Hokies went 75 yards in 10 plays in a drive that ended with a miraculous play by Taylor. The senior from Hampton, Va., scrambled to his left, avoided Marecic - who also doubles as a linebacker - made a pirouette, and fired an 11-yard touchdown pass to tailback David Wilson, who managed to get a foot down before falling out of bounds.

Taylor - Tech's all-time winningest quarterback - completed 16 of 31 for 222 yards, with a touchdown and interception. He was sacked eight times. Tech's offense finished with 288 yards of total offense, but just 66 rushing.

"We had some great effort and we had a lot of great plays," Beamer said. "I really believe we were right in there, but it got away from us in the second half. That's disappointing, but it's not a lack of effort. I think it's a lack of execution on our part.

"But I don't think you can take away from all the great things that Tyrod and these guys did."

Tech's other scores came on a safety and a field goal by Chris Hazley right before halftime.

Stanford closed out its season with a 12-1 record.



David Wilson

FINAL STATISTICS

No. 5 Stanford	7	6	13	14	—	40
No. 12 Virginia Tech	2	10	0	0	—	12

S	(6:16 re 1st)	- Stewart 60 run (Whitaker kick)
VT	(0:59 re 1st)	- Team safety
VT	(10:22 re 2nd)	- Wilson 11 pass from Taylor (Hazley kick)
S	(6:32 re 2nd)	- Ertz 25 pass from Luck (kick failed)
VT	(0:03 re 2nd)	- FG Hazley 37
S	(8:47 re 3rd)	- Marecic 1 run (kick failed)
S	(5:49 re 3rd)	- Fleener 41 pass from Luck (Whitaker kick)
S	(12:28 re 4th)	- Fleener 58 pass from Luck (Whitaker kick)
S	(6:05 re 4th)	- Fleener 38 pass from Luck (Whitaker kick)

Team Stats	S	VT
First downs	19	16
Rushes-yds.	31-247	34-66
Passing yds.	287	222
Return yds.	36	0
Passes	18-23-1	16-33-1
Punts-avg.	3-46.0	8-43.5
Fumbles-lost	2-1	0-0
Penalties-yds.	6-49	4-28
Time of poss.	27:46	32:14
Sacks by	8-70	1-1

Individual Totals

Rushing — S, Taylor 13-114, Stewart 5-99, Luck 4-15, Gaffney 2-10, McGillicuddy 1-7, Marecic 3-4, Wilkerson 2-(-1), Amajoyi 1-(-1); VT, Evans 12-37, Taylor 16-22, Williams 4-4, Wilson 2-3.

Passing — S, Luck 18-23-1-287; VT, Taylor 16-31-1-222, Team 0-2-0-0.

Receiving — S, Fleener 6-173, Ertz 2-39, Baldwin 2-33, Whalen 2-24, Reuland 2-14, Taylor 2-7, Owusu 1-2, Hall 1-(-5); VT, Coale 7-98, Boykin 5-87, Wilson 2-27, Davis 1-11, Smith 1-8.

ACC STANDINGS & HONORS

2010 ACSMA/AP ALL-ACC FOOTBALL TEAM

(Total Points) • Maximum 120 Points / 61 Voters

OFFENSE

	First Team	Second Team
Quarterback	Tyrod Taylor, Virginia Tech (77)	Russell Wilson, NC State (75)
Running Back	Montel Harris, Boston College (122) Anthony Allen, Georgia Tech (108)	Damien Berry, Miami (37) Keith Payne, Virginia (30)
Wide Receiver	Leonard Hankerson, Miami (118) Torrey Smith, Maryland (96)	Conner Vernon, Duke (70) Owen Spencer, NC State (41)
Tight End	George Bryan, NC State (92)	Dwayne Allen, Clemson (31)
Tackle	Anthony Castonzo, Boston College (79) Chris Hairston, Clemson (69)	Orlando Franklin, Miami (65) Blake DeChristopher, Virginia Tech (39)
Guard	Rodney Hudson, Florida State (116) Brandon Washington, Miami (50)	Jaymes Brooks, Virginia Tech (41) Omeregzie Uzzi, Georgia Tech (35) Jonathan Cooper, North Carolina (35)
Center	Sean Bedford, Georgia Tech (91)	Ryan McMahon, Florida State (47)
Kicker	Chris Hazley, Virginia Tech (100)	Will Snyderwine, Duke (38)
Specialist	Tony Logan, Maryland (69)	David Wilson, Virginia Tech (61)

Honorable Mention (10 points or more)

WR	Dwight Jones, North Carolina (20)
OT	Jake Vermiglio, NC State (34); Paul Pinegar, Maryland (27)
OG	Thomas Claiborne, Boston College (34)
C	Beau Warren, Virginia Tech (22)
TE	Cooper Helfet, Duke (24); Andre Smith, Virginia Tech (23)
RB	Johnny White, North Carolina (22)
QB	T.J. Yates, North Carolina (21)
PK	Casey Barth, North Carolina (20)
SP	Marcus Gilchrist, Clemson (24)

DEFENSE

	First Team	Second Team
Defensive End	Da'Quan Bowers, Clemson (120) Brandon Jenkins, Florida State (101)	Allen Bailey, Miami (51) Steven Friday, Virginia Tech (42)
Defensive Tackle	Quinton Coples, North Carolina (101) Jarvis Jenkins, Clemson (63)	John Graves, Virginia Tech (46) Joe Vellano, Maryland (33)
Linebacker	Luke Kuechly, Boston College (112) Nate Irving, N.C. State (105) Alex Wujciak, Maryland (78)	Bruce Carter, North Carolina (43) Bruce Taylor, Virginia Tech (41) Sean Spence, Miami (37)
Cornerback	Jayron Hosley, Virginia Tech (112) Chase Minnifield, Virginia (57)	Xavier Rhodes, Florida State (49) Brandon Harris, Miami (45)
Safety	DeAndre McDaniel, Clemson (99) Kenny Tate, Maryland (78)	Davon Morgan, Virginia Tech (48) Ray-Ray Armstrong, Miami (25)
Punter	Matt Bosher, Miami	Brian Saunders, Virginia Tech (48)

Honorable Mention (10 points or more)

DT	J.R. Sweezy, NC State (26)
LB	Colin McCarthy, Miami (34); Abraham Kromah, Duke (30)
CB	Greg Reid, Florida State (20)



2010 INDIVIDUAL AWARDS

ROOKIE OF THE YEAR:

Danny O'Brien, Maryland

COACH OF THE YEAR:

Ralph Friedgen, Maryland

PLAYER OF THE YEAR:

Tyrod Taylor, Virginia Tech

OFFENSIVE PLAYER OF THE YEAR:

Tyrod Taylor, Virginia Tech

DEFENSIVE PLAYER OF THE YEAR:

Da'Quan Bowers, Clemson

ACC STANDINGS

COASTAL DIVISION

School	ACC	Overall
Virginia Tech	8-0	11-2
Miami	5-3	7-5
North Carolina	4-4	7-5
Georgia Tech	4-4	6-6
Virginia	1-7	4-8
Duke	1-7	3-9

ATLANTIC DIVISION

School	ACC	Overall
Florida State	6-2	9-4
Maryland	5-3	8-4
NC State	5-3	8-4
Boston College	4-4	7-5
Clemson	4-4	6-6
Wake Forest	1-7	3-9

ACC BOWL RESULTS

Bowl	Date	Site	Venue	Score
Discover Orange Bowl	Jan. 3, 2011	Miami Gardens, Fla.	Sun Life Stadium	No. 5 Stanford 40, No. 12 Virginia Tech 12
Advocare V100 Independence Bowl	Dec. 27, 2010	Shreveport, La.	Independence Stadium	Air Force 14, Georgia Tech 7
Champs Sports Bowl	Dec. 28, 2010	Orlando, Fla.	Florida Citrus Bowl Stadium	NC State 23, No. 22 West Virginia 7
Military Bowl	Dec. 29, 2010	Washington, D.C.	RFK Stadium	Maryland 51, East Carolina 20
Franklin American Mortgage Music City Bowl	Dec. 30, 2010	Nashville, Tenn.	LP Field	North Carolina 30, Tennessee 27
Meineke Car Care Bowl	Dec. 31, 2010	Charlotte, N.C.	Bank of America Stadium	USF 31, Clemson 26
Hyundai Sun Bowl	Dec. 31, 2010	El Paso, Texas	Sun Bowl Stadium	Notre Dame 33, Miami 17
Chick-fil-A Bowl	Dec. 31, 2010	Atlanta, Ga.	Georgia Dome	No. 23 Florida State 26, No. 19 South Carolina 17
Kraft Fight Hunger Bowl	Jan. 9, 2011	San Francisco, Calif.	AT&T Park	No. 13 Nevada 20, Boston College 13

2010 ACC STATISTICS

RUSHING	Team	Cl	G	Att	Yds	Avg	TD	Long	Yds/G
Montel Harris	BC	JR	12	269	1243	4.6	8	72	103.6
Anthony Allen	GT	SR	13	240	1316	5.5	7	48	101.2
Damien Berry	UM	SR	12	190	899	4.7	5	42	74.9
Keith Payne	VA	SR	11	160	749	4.7	14	49	68.1
Josh Harris	WF	FR	11	126	720	5.7	7	87	65.5
Darren Evans	VT	JR	14	151	854	5.7	11	54	61.0
Chris Thompson	FS	SO	14	134	845	6.3	6	90	60.4
Lamar Miller	UM	FR	11	108	646	6.0	6	47	58.7
Jamie Harper	CU	JR	13	197	760	3.9	7	63	58.5
Davin Meggett	MD	JR	13	126	720	5.7	4	76	55.4

INTERCEPTIONS	Team	Cl	G	Int	Yds	TD	Long	Int/G
Jayron Hosley	VT	SO	13	9	110	0	42	0.69
Chase Minnifield	VA	JR	12	6	80	0	65	0.50
Da'Norris Searcy	NC	SR	10	4	53	1	46	0.40
Donnie Fletcher	BC	JR	13	5	49	0	19	0.38
Davon Morgan	VT	SR	14	5	119	0	28	0.36
Rashad Carmichael	VT	SR	13	4	87	1	68	0.31
Jim Noel	BC	SO	13	4	79	1	43	0.31
Brandan Bishop	ST	SO	13	4	54	0	39	0.31
DeAndre McDaniel	CU	SR	13	4	33	0	33	0.31
Mark Herzlich	BC	SR	13	4	17	0	12	0.31

PASS EFFICIENCY	Team	Cl	G	Att	Cmp	Int	Pct.	Yds	TD	Eff.
Tyrod Taylor	VT	SR	14	315	188	5	59.7	2743	24	154.8
T.J. Yates	NC	SR	13	422	282	9	66.8	3418	19	145.5
Christian Ponder	FS	SR	12	299	184	8	61.5	2044	20	135.7
Danny O'Brien	MD	FR	13	337	192	8	57.0	2438	22	134.5
Russell Wilson	ST	JR	13	527	308	14	58.4	3563	28	127.5
Marc Verica	VA	SR	12	396	233	14	58.8	2799	14	122.8
Sean Renfree	DU	SO	12	464	285	17	61.4	3131	14	120.7
Kyle Parker	CU	SO	13	341	196	11	57.5	2213	12	117.2
Jacory Harris	UM	JR	10	270	148	15	54.8	1793	14	116.6
Tanner Price	WF	FR	11	241	137	8	56.8	1349	7	106.8

PUNT RETURN AVG	Team	Cl	G	Ret	Yds	TD	Long	Avg
Pony Logan	MD	JR	13	31	560	2	85	18.1
Jayron Hosley	VT	SO	13	19	239	1	80	12.6
Marcus Gilchrist	CU	SR	13	23	233	0	37	10.1
Greg Reid	FS	SO	14	31	314	1	74	10.1
Lee Butler	DU	JR	12	21	181	0	33	8.6
T.J. Graham	ST	JR	13	19	154	1	87	8.1
Da'Norris Searcy	NC	SR	10	12	93	0	37	7.8
Jerrard Tarrant	GT	JR	13	20	131	0	25	6.6
Travis Benjamin	UM	JR	13	23	106	1	79	4.6

KICK RETURN AVG	Team	Cl	G	Ret	Yds	TD	Long	Avg
David Wilson	VT	SO	13	22	584	2	92	26.5
Da'Norris Searcy	NC	SR	10	12	299	0	45	24.9
Raynard Horne	VA	SR	11	23	573	1	87	24.9
Michael Campanaro	WF	FR	12	28	679	0	53	24.2
Greg Reid	FS	SO	14	31	742	0	55	23.9
Marcus Gilchrist	CU	SR	13	27	639	0	76	23.7
Josh Snead	DU	FR	10	22	483	0	36	22.0
Juwan Thompson	DU	FR	11	15	326	0	33	21.7
B.J. Bostic	GT	FR	13	28	574	0	35	20.5
Torrey Smith	MD	JR	13	30	585	0	33	19.5

PUNTING	Team	Cl	G	Punt	Yds	Long	Avg
Matt Boshier	UM	SR	13	59	2597	62	44.0
Brian Saunders	VT	SR	14	60	2639	66	44.0
Dawson Zimmerman	CU	JR	13	60	2563	79	42.7
Jimmy Howell	VA	JR	12	49	2066	58	42.2
Travis Baltz	MD	SR	13	67	2796	62	41.7
Ryan Quigley	BC	JR	13	79	3282	71	41.5
Alex King	DU	JR	11	55	2262	64	41.1
C.J. Feagles	NC	FR	12	46	1725	51	37.5
Shane Popham	WF	JR	12	71	2633	63	37.1

ALL PURPOSE	Team	Cl	G	Rush	Rcv	PR	KR	Yds	Avg/G
Torrey Smith	MD	JR	13	7	1055	0	585	1647	126.7
Montel Harris	BC	JR	12	1243	112	49	0	1404	117.0
David Wilson	VT	SO	13	619	234	0	584	1437	110.5
Anthony Allen	GT	SR	13	1316	88	0	0	1404	108.0
Conner Vernon	DU	SO	12	40	973	0	143	1156	96.3
Chris Givens	WF	SO	11	63	514	10	435	1022	92.9
Perry Jones	VA	SO	12	646	224	45	191	1106	92.2
Desmond Scott	DU	SO	12	530	266	0	287	1083	90.2
Leonard Hankerson	UM	SR	13	0	1156	0	0	1156	88.9
Lamar Miller	UM	FR	11	646	96	16	214	972	88.4

SCORING	Team	Cl	G	TD	XPT	FG	2XP	Pts	Pts/G
Keith Payne	VA	SR	11	16	0	0	0	96	8.7
Josh Czajkowski	ST	SR	12	0	42	20	0	102	8.5
Dustin Hopkins	FS	SO	14	0	53	22	0	119	8.5
Chris Hazley	VT	SR	14	0	53	21	0	116	8.3
Will Snyderwine	DU	JR	12	0	32	21	0	95	7.9
Casey Barth	NC	JR	13	0	38	19	0	95	7.3
Travis Baltz	MD	SR	13	0	53	14	0	95	7.3
Nate Freese	BC	FR	13	0	24	22	0	90	6.9
Scott Blair	GT	SR	13	0	37	15	0	82	6.3
Robert Randolph	VA	JR	12	1	37	10	0	73	6.1

FIELD GOALS	Team	Cl	G	FG	FGA	Pct.	FG/G
Will Snyderwine	DU	JR	12	21	24	87.5	1.75
Nate Freese	BC	FR	13	22	25	88.0	1.69
Josh Czajkowski	ST	SR	12	20	26	76.9	1.67
Dustin Hopkins	FS	SO	14	22	28	78.6	1.57
Chris Hazley	VT	SR	14	21	22	95.5	1.50
Casey Barth	NC	JR	13	19	22	86.4	1.46
Scott Blair	GT	SR	13	15	17	88.2	1.15
Travis Baltz	MD	SR	13	14	18	77.8	1.08
Chandler Catanzaro	CU	FR	13	14	22	63.6	1.08
Jimmy Newman	WF	SO	12	12	13	92.3	1.00

TACKLES (All positions)	Player	Team	Cl	G	Pos	Solo	Ast	Total	Avg/G	Sack
Luke Kuechly	BC	SO	13			110	73	183	14.1	1.5
Abraham Kromah	DU	SR	12		LB	47	82	129	10.8	1.0
Colin McCarthy	UM	SR	12		LB	52	68	120	10.0	2.0
Alex Wujciak	MD	SR	13		LB	43	74	117	9.0	0.0
Sean Spence	UM	JR	13		LB	58	52	110	8.5	2.5
Matt Daniels	DU	JR	12			46	47	93	7.8	0.0
Kenny Tate	MD	JR	13		DB	58	42	100	7.7	3.5
Earl Wolff	ST	SO	13			53	42	95	7.3	2.0
Kevin Pierre-Louis	BC	FR	13			59	34	93	7.2	0.0
Nate Irving	ST	SR	13			46	46	92	7.1	7.0
Nigel Bradham	FS	JR	14		LB	54	44	98	7.0	5.0
Kelby Brown	DU	FR	9		LB	20	43	63	7.0	1.5
Kendall Smith	FS	SR	14		LB	55	42	97	6.9	0.0
Julian Burnett	GT	SO	13		LB	42	47	89	6.8	0.0
Demetrius Hartsfield	MD	SO	13		LB	33	55	88	6.8	0.5
Audie Cole	ST	JR	13			49	37	86	6.6	5.0
Bruce Taylor	VT	SO	14	LB	41	50	91	6.5	6.0	
Brad Jefferson	GT	SR	13		LB	49	35	84	6.5	4.0
Hunter Haynes	WF	SR	12		LB	35	42	77	6.4	2.5
Eddie Whitley	VT	JR	13			55	25	80	6.2	0.0
Ray-Ray Armstrong	UM	SO	13		DB	44	35	79	6.1	0.0
Nick Moody	FS	SO	13			44	35	79	6.1	0.5
Adrian Moten	MD	SR	13		LB	31	46	77	5.9	2.5
Cyhl Quarles	WF	JR	12			45	26	71	5.9	0.0
Davon Morgan	VT	SR	14			53	29	82	5.9	0.0
DeAndre McDaniel	CU	SR	13			44	32	76	5.8	0.0
Terrell Manning	ST	SO	13			44	31	75	5.8	4.5
Antwine Perez	MD	SR	13		DB	47	27	74	5.7	1.0
Kevin Reddick	NC	SO	13		LB	48	26	74	5.7	1.0

SACKS	Team	Cl	G	Pos	Solo	Ast	Yds	Total	Avg/G
Da'Quan Bowers	CU	JR	13		15	1	112	15.5	1.19
Brandon Jenkins	FS	SO	14	DE	12	3	74	13.5	0.96
Quinton Coples	NC	JR	13	DT	9	2	73	10.0	0.77
Steven Friday	VT	SR	14	DE	8	1	59	8.5	0.61
Markus White	FS	SR	14	DE	7	2	38	8.0	0.57
Cam Johnson	VA	JR	12		6	1	45	6.5	0.54
Donte Paige-Moss	NC	SO	13	DE	5	4	57	7.0	0.54
Nate Irving	ST	SR	13		6	2	45	7.0	0.54
Allen Bailey	UM	SR	13	DL	6	2	34	7.0	0.54
Kyle Wilber	WF	JR	12	DE	6	0	31	6.0	0.50

PASSES DEFENDED	Team	Cl	G	Brup	Int	Total	Avg/G
Jayron Hosley	VT	SO	13	8	9	17	1.31
Greg Reid	FS	SO	14	14	3	17	1.21
Xavier Rhodes	FS	FR	14	12	4	16	1.14
Rashad Carmichael	VT	SR	13	7	4	11	0.85
Brandon Harris	UM	JR	13	10	1	11	0.85
Ryan Hill	UM	SR	13	8	3	11	0.85
Antwine Perez	MD	SR	13	8	3	11	0.85
Ross Cockrell	DU	FR	12	7	3	10	0.83
Chase Minnifield	VA	JR	12	4	6	10	0.83
Da'Norris Searcy	NC	SR	10	4	4	8	0.80

ACC SEASON TEAM RANKINGS

SCORING OFFENSE										PUNTING								
G	TD	XP	2XP	DXP	FG	Saf	Pts	Avg		G	No.	Yards	Avg/P	PR	Avg	TBg	Net/P	
Virginia Tech	14	59	53	1	0	21	1	474	33.9	Florida State	14	50	2214	44.3	143	2.9	6	39.0
Maryland	13	54	53	0	0	14	0	419	32.2	Miami	13	59	2597	44.0	188	3.2	6	38.8
NC State	13	50	49	0	0	21	1	414	31.8	Virginia Tech	14	61	2639	43.3	125	2.0	9	38.3
Florida State	14	53	53	0	1	22	0	439	31.4	Clemson	13	63	2679	42.5	130	2.1	7	38.2
Miami	13	44	37	1	0	13	0	342	26.3	Boston College	13	80	3282	41.0	162	2.0	5	37.8
Georgia Tech	13	42	37	2	0	15	0	338	26.0	Virginia	12	50	2098	42.0	160	3.2	3	37.6
Virginia	12	39	37	0	0	11	0	304	25.3	Maryland	13	67	2796	41.7	320	4.8	5	35.5
North Carolina	13	39	38	0	0	19	0	329	25.3	NC State	13	62	2342	37.8	157	2.5	3	34.3
Duke	12	34	32	1	0	21	1	303	25.2	Duke	12	57	2326	40.8	288	5.1	6	33.6
Clemson	13	39	36	0	0	14	0	312	24.0	Georgia Tech	13	43	1610	37.4	185	4.3	2	32.2
Wake Forest	12	34	31	0	1	12	0	273	22.8	North Carolina	13	56	2150	38.4	330	5.9	2	31.8
Boston College	13	25	24	0	0	22	0	240	18.5	Wake Forest	12	75	2712	36.2	266	3.5	4	31.5
SCORING DEFENSE										PUNT RETURN AVG								
G	TD	XP	2XP	DXP	FG	Saf	Pts	Avg		G	Ret	Yds	TD	Avg				
Clemson	13	27	25	0	0	19	0	244	18.8	Maryland	13	34	576	2	16.9			
Boston College	13	26	26	0	0	24	0	254	19.5	Virginia Tech	14	21	261	1	12.4			
Florida State	14	31	29	0	0	20	0	275	19.6	Clemson	13	30	331	0	11.0			
Virginia Tech	14	37	34	0	1	10	0	288	20.6	Florida State	14	32	318	1	9.9			
Miami	13	30	29	0	0	20	0	269	20.7	Wake Forest	12	14	133	0	9.5			
NC State	13	36	29	1	0	10	0	277	21.3	NC State	13	22	205	3	9.3			
Maryland	13	34	31	1	0	17	0	288	22.2	North Carolina	13	15	128	0	8.5			
North Carolina	13	35	30	1	0	18	3	302	23.2	Duke	12	23	188	0	8.2			
Georgia Tech	13	42	41	1	0	11	0	328	25.2	Virginia	12	20	133	0	6.7			
Virginia	12	43	37	1	0	14	0	339	28.2	Georgia Tech	13	23	134	0	5.8			
Duke	12	56	50	3	0	11	0	425	35.4	Boston College	13	25	114	0	4.6			
Wake Forest	12	55	50	1	0	16	0	430	35.8	Miami	13	34	154	1	4.5			
RUSHING OFFENSE										PASS EFFICIENCY								
G	Att	Yds	Avg	TD	Yds/G					G	Att	Cmp	Pct	Int	Yds	TD	Effc	
Georgia Tech	13	753	4203	5.6	31	323.3				Virginia Tech	14	343	200	58.3	5	2850	24	148.3
Virginia Tech	14	570	2782	4.9	30	198.7				North Carolina	13	425	283	66.6	9	3432	19	144.9
Miami	13	494	2372	4.8	19	182.5				Florida State	14	397	250	63.0	13	2938	24	138.5
Florida State	14	501	2400	4.8	27	171.4				Maryland	13	389	219	56.3	10	2791	27	134.3
Wake Forest	12	460	1902	4.1	23	158.5				Virginia	12	443	262	59.1	17	3186	20	126.8
Virginia	12	419	1672	4.0	17	139.3				NC State	13	545	319	58.5	14	3655	28	126.7
Clemson	13	457	1807	4.0	19	139.0				Duke	12	489	295	60.3	19	3256	14	117.9
Maryland	13	433	1796	4.1	21	138.2				Miami	13	443	240	54.2	27	3105	21	116.5
Boston College	13	464	1663	3.6	10	127.9				Clemson	13	409	230	56.2	14	2543	17	115.3
North Carolina	13	440	1634	3.7	18	125.7				Wake Forest	12	302	166	55.0	10	1726	9	106.2
NC State	13	461	1603	3.5	17	123.3				Boston College	13	351	180	51.3	19	2225	13	105.9
Duke	12	383	1320	3.4	19	110.0				Georgia Tech	13	168	64	38.1	7	1091	9	102.0
RUSHING DEFENSE										PASS DEF EFFICIENCY								
G	Rushes	Yards	Avg.	TD	Yds/G					G	Att	Cmp	Int	Pct.	Yds	TD	Effc	
Boston College	13	402	1076	2.7	7	82.8				Miami	13	328	163	16	49.7	1957	9	99.1
NC State	13	434	1486	3.4	12	114.3				Maryland	13	499	270	19	54.1	2962	17	107.6
Maryland	13	480	1618	3.4	14	124.5				Virginia Tech	14	429	224	23	52.2	2878	19	112.5
North Carolina	13	440	1633	3.7	10	125.6				Boston College	13	510	324	20	63.5	2950	14	113.3
Clemson	13	484	1670	3.5	8	128.5				Clemson	13	382	205	15	53.7	2494	18	116.2
Florida State	14	529	1802	3.4	12	128.7				Florida State	14	477	278	15	58.3	3150	17	119.2
Virginia Tech	14	465	2183	4.7	18	155.9				North Carolina	13	431	259	19	60.1	2768	23	122.8
Georgia Tech	13	489	2206	4.5	25	169.7				Virginia	12	304	172	11	56.6	2309	14	128.3
Miami	13	546	2246	4.1	20	172.8				Georgia Tech	13	365	221	8	60.5	2625	14	129.2
Wake Forest	12	491	2310	4.7	24	192.5				NC State	13	406	246	9	60.6	2926	21	133.8
Virginia	12	480	2444	5.1	28	203.7				Wake Forest	12	393	241	11	61.3	2858	29	141.2
Duke	12	519	2499	4.8	26	208.2				Duke	12	329	180	8	54.7	2902	25	149.0
TOTAL OFFENSE										KICKOFF RETURNS								
G	Rush	Pass	Plays	Yards	Avg/P	TD	Yds/G			G	Ret	Yds	TD	Avg				
Miami	13	2372	3105	937	5477	5.8	40	421.3		Virginia Tech	14	50	1136	2	22.7			
Georgia Tech	13	4203	1091	921	5294	5.7	40	407.2		Clemson	13	45	1018	1	22.6			
Virginia	12	1672	3186	862	4858	5.6	37	404.8		Virginia	12	51	1107	2	21.7			
NC State	13	1603	3655	1006	5258	5.2	45	404.5		Duke	12	68	1419	0	20.9			
Virginia Tech	14	2782	2850	913	5632	6.2	54	402.3		Wake Forest	12	69	1420	0	20.6			
North Carolina	13	1634	3432	865	5066	5.9	37	389.7		Florida State	14	57	1169	0	20.5			
Duke	12	1320	3256	872	4576	5.2	33	381.3		North Carolina	13	45	917	0	20.4			
Florida State	14	2400	2938	898	5338	5.9	51	381.3		Georgia Tech	13	53	1057	0	19.9			
Maryland	13	1796	2791	822	4587	5.6	48	352.8		Miami	13	44	865	1	19.7			
Clemson	13	1807	2543	866	4350	5.0	36	334.6		NC State	13	45	855	0	19.0			
Wake Forest	12	1902	1726	762	3628	4.8	32	302.3		Maryland	13	50	914	0	18.3			
Boston College	13	1663	2225	815	3888	4.8	23	299.1		Boston College	13	54	983	0	18.2			
TOTAL DEFENSE										FIELD GOALS								
G	Rush	Pass	Plys	Yards	Avg	TD	Yds/G			G	Made	Att	Pct					
Boston College	13	1076	2950	912	4026	4.4	21	309.7		Virginia Tech	14	21	22	.955				
Clemson	13	1670	2494	866	4164	4.8	26	320.3		Wake Forest	12	12	13	.923				
Miami	13	2246	1957	874	4203	4.8	29	323.3		Georgia Tech	13	15	17	.882				
North Carolina	13	1633	2768	871	4401	5.1	33	338.5		Boston College	13	22	25	.880				
NC State	13	1486	2926	840	4412	5.3	33	339.4		Duke	12	21	24	.875				
Maryland	13	1618	2962	979	4580	4.7	31	352.3		North Carolina	13	19	22	.864				
Florida State	14	1802	3150	1006	4952	4.9	29	353.7		Florida State	14	22	28	.786				
Virginia Tech	14	2183	2878	894	5061	5.7	37	361.5		NC State	13	21	27	.778				
Georgia Tech	13	2206	2625	854	4831	5.7	39	371.6		Maryland	13	14	18	.778				
Virginia	12	2444	2309	784	4753	6.1	42	396.1		Miami	13	13	17	.765				
Wake Forest	12	2310	2858	884	5168	5.8	53	430.7		Virginia	12	11	18	.611				
Duke	12	2499	2902	848	5401	6.4	51	450.1		Clemson	13	14	24	.583				

SERIES VS. 2011 OPPONENTS

APPALACHIAN STATE

Tech leads 3-0-0

1979	hW	41-	32
1981	hW	34-	12
1982	hW	34-	0

EAST CAROLINA

Tech leads 11-5-0

1956	nW6	37-	2
1987	hL	23-	32
1988	hW	27-	16
1989	aL	10-	14
1990	aW	24-	23
1991	hL	17-	24
1992	aL	27-	30
1993	hW	31-	12
1994	aW	27-	20
1996	hW	35-	14
1998	hW	38-	3
2000	aW	45-	28
2007	hW	17-	7
2008	nL9	22-	27
2009	aW	16-	3
2010	hW	49-	27

ARKANSAS STATE

Tech leads 3-0-0

1994	hW	34-	7
1997	hW	50-	0
2002	hW	63-	7

MARSHALL

Tech leads 8-2-0

1913	hW	47-	0
1914	hW	54-	6
1939	aL	0-	20
1940	aL	7-	13
1951	nW6	18-	12
1952	nW6	19-	14
1953	nW6	7-	0
2002	hW	47-	21
2005	hW	41-	14
2009	hW	52-	10

CLEMSON

Clemson leads 17-12-1

1900	nL9	5-	12
1901	nW12	17-	11
1906	aT	0-	0
1908	aW	6-	0
1909	hW	6-	0
1923	hW	25-	6
1924	aW	50-	6
1935	hL	7-	28
1936	aL	0-	20
1945	aL	0-	35
1946	hL	7-	14
1954	aW	18-	7
1955	nL1	16-	21
1956	aL	6-	21
1960	aL	7-	13
1977	hL	13-	31
1978	aL	7-	38
1979	hL	0-	21
1980	aL	10-	13
1984	aL	10-	17
1985	hL	17-	20
1986	aW	20-	14
1987	hL	10-	22
1988	aL	7-	40
1989	hL	7-	27
1998	aW	37-	0
1999	hW	31-	11

2001	nW25	41-	20
2006	hW	24-	7
2007	aW	41-	23

MIAMI

Miami leads 17-11-0

1953	aL	0-	26
1966	nL26	7-	14
1967	hL	7-	14
1968	aL	8-	13
1974	aL	7-	14
1980	nL24	10-	20
1981	aL	14-	21
1982	hL	8-	14
1987	aL	13-	27
1992	hL	23-	43
1993	aL	2-	21
1994	aL	3-	24
1995	hW	13-	7
1996	aW	21-	7
1997	hW	27-	25
1998	aW	(ot)27-	20
1999	hW	43-	10
2000	aL	21-	41
2001	hL	24-	26
2002	aL	45-	56
2003	hW	31-	7
2004	aW	16-	10
2005	hL	7-	27
2006	aW	17-	10
2007	hW	44-	14
2008	aL	14-	16
2009	hW	31-	7
2010	aW	31-	17

WAKE FOREST

Tech leads 23-11-1

1916	hW	52-	0
1917	hW	50-	0
1918	hW	27-	0
1919	hW	40-	0
1954	nW2	32-	0
1955	aL	0-	13
1956	hT	13-	13
1957	aW	10-	3
1958	nL4	6-	13
1959	aL	18-	27
1960	hW	22-	13
1961	aL	15-	24
1962	hW	37-	8
1963	aW	27-	0
1964	nL1	21-	38
1965	nW1	12-	3
1966	aW	11-	0
1968	hW	7-	6
1969	aL	10-	16
1970	aL	9-	28
1971	hL	9-	20
1972	aW	44-	9
1975	hW	40-	10
1976	aW	23-	6
1977	hW	28-	10
1978	aW	28-	6
1979	hL	14-	19
1980	aW	16-	7
1981	hW	30-	14
1982	hL	10-	13
1983	hL	6-	13
1984	aW	21-	20
2004	aW	17-	10
2006	aW	27-	6
2010	hW	52-	21

BOSTON COLLEGE

Tech leads 13-6-0

1993	aL	34-	48
1994	aW	12-	7
1995	hL	14-	20
1996	aW	45-	7
1997	hW	17-	7
1998	aW	17-	0
1999	hW	38-	14
2000	aW	48-	34
2001	hW	34-	20
2002	aW	28-	23
2003	hL	27-	34
2005	hW	30-	10
2006	aL	3-	22
2007	hL	10-	14
2007	nW25	30-	16
2008	aL	23-	28
2008	nW31	30-	12
2009	hW	48-	14
2010	aW	19-	0

DUKE

Tech leads 11-7-0

1937	nL15	0-	25
1938	nL15	0-	18
1948	nL1	0-	7
1949	aL	7-	55
1950	nL5	6-	47
1951	nL4	6-	55
1969	nW4	48-	12
1981	aL	7-	14
1982	aW	22-	21
1983	hW	27-	14
1984	hW	27-	0
2004	hW	41-	17
2005	aW	45-	0
2006	hW	36-	0
2007	aW	43-	14
2008	hW	14-	3
2009	aW	34-	26
2010	hW	44-	7

GEORGIA TECH

Virginia Tech leads 5-3-0

1990	aL	3-	6
2004	aW	34-	20
2005	hW	51-	7
2006	hL	27-	38
2007	aW	27-	3
2008	hW	20-	17
2009	aL	23-	28
2010	hW	28-	21

NORTH CAROLINA

Tech leads 17-10-6

1895	nL9	5-	32
1896	nT10	0-	0
1897	nW10	4-	0
1898	nL5	6-	28
1900	aT	0-	0
1902	nT1	0-	0
1903	nW4	21-	0
1904	hL	0-	6
1905	nW2	35-	6
1906	nT2	0-	0
1907	nW2	20-	6
1908	nW2	10-	0
1909	nW2	15-	0
1910	nW2	20-	0
1911	nT2	0-	0
1912	nW19	26-	0
1913	nW5	14-	7
1916	nW1	14-	7

1928	aW	16-	14
1929	aL	13-	38
1930	hL	21-	39
1938	aL	0-	7
1939	nL4	6-	13
1945	nL1	0-	14
1946	aT	14-	14
1998	nL25	3-	42
2004	aW	27-	24
2005	hW	30-	3
2006	aW	35-	10
2007	hW	17-	10
2008	aW	20-	17
2009	hL	17-	20
2010	aW	26-	10

VIRGINIA

Tech leads 50-37-5

1895	aL	0-	38
1896	aL	0-	44
1899	aL	0-	28
1900	aL	5-	17
1901	hL	0-	16
1902	aL	0-	6
1903	nL2	0-	21
1904	nL2	0-	5
1905	aW	11-	0
1923	aW	6-	3
1924	hL	0-	6
1925	aL	0-	10
1926	hW	6-	0
1927	aL	0-	7
1928	hW	20-	0
1929	aW	32-	12
1930	hW	34-	13
1931	aT	0-	0
1932	hW	13-	0
1933	aT	6-	6
1934	hW	19-	6
1935	aT	0-	0
1936	hW	7-	6
1937	aW	14-	7
1938	hL	6-	14
1939	aW	13-	0
1940	nW4	6-	0
1941	nL4	0-	34
1942	nW4	20-	14
1945	nL1	13-	31
1946	nT1	21-	21
1947	nL1	7-	41
1948	nL1	0-	28
1949	nL1	0-	26
1950	nL1	6-	45
1951	nL1	0-	33
1952	nL1	0-	42
1953	aW	20-	6
1954	nW1	6-	0
1955	nW1	17-	13
1956	nW1	14-	7
1957	nL2	7-	38
1958	nW1	22-	13
1959	nW2	40-	14
1960	nW1	40-	6
1961	nW1	20-	0
1962	nW1	20-	15
1963	nW1	10-	0
1964	aL	17-	20
1965	hW	22-	14
1966	aW	24-	7
1970	hL	0-	7
1971	aW	6-	0
1972	aL	20-	24
1973	hW	27-	15
1974	aL	27-	28
1975	hW	24-	17

1976	aW	14-	10
1977	hT	14-	14
1978	aL	7-	17
1979	aL	18-	20
1980	hW	30-	0
1981	aW	20-	3
1982	hW	21-	14
1983	aW	48-	0
1984	hL	23-	26
1985	aW	28-	10
1986	hW	42-	10
1987	aL	13-	14
1988	hL	10-	16
1989	aL	25-	32
1990	hW	38-	13
1991	aL	0-	38-
1992	hL	38-	41
1993	aW	20-	17
1994	hL	23-	42
1995	aW	36-	29
1996	hW	26-	9
1997	aL	20-	34
1998	hL	32-	36
1999	aW	31-	7
2000	hW	42-	21
2001	aW	31-	17
2002	hW	21-	9
2003	aL	21-	35
2004	hW	24-	10
2005	aW	52-	14
2006	hW	17-	0
2007	aW	33-	21
2008	hW	17-	14
2009	aW	42-	13
2010	hW	37-	7

NEUTRAL SITES

1. Roanoke
2. Richmond
3. Lynchburg
4. Norfolk
5. Winston-Salem, N.C.
6. Bluefield, W. Va.
7. Bedford
8. Staunton
9. Charlotte, N.C.
10. Danville
11. Knoxville, Tenn.
12. Columbia, S.C.
13. Huntington, W. Va.
14. Birmingham, Ala.
15. Greensboro, N.C.
16. Charleston, W. Va.
17. Louisville, Ky.
18. Washington, D.C.
19. Raleigh, N.C.
20. Orlando, Fla.
21. Portsmouth
22. Alexandria
23. Baltimore, Md.
24. Atlanta, Ga.
25. Jacksonville, Fla.
26. Memphis, Tenn.
27. El Paso, Texas
28. New Orleans, La.
29. Miami, Fla.
30. Nashville, Tenn.
31. Tampa, Fla.

VIRGINIA TECH COACHES



Frank Beamer
Head Football Coach



Shane Beamer
Associate Head Coach
and Running Backs



Bud Foster
Defensive Coordinator
and Inside Linebackers



Bryan Stinespring
Offensive Coordinator
and Line Coach



Torrian Gray
Defensive Secondary
Coach



Curt Newsome
Offensive Line Coach



Mike O' Cain
Quarterbacks Coach



Kevin Sherman
Wide Receivers Coach



Charley Wiles
Defensive Line Coach



Cornell Brown
Outside Linebacker
Coach



John Candelas
Graduate Assistant



Orion Martin
Graduate Assistant

FOOTBALL SUPPORT STAFF



Billy Hite
Assistant to the Head
Coach and Senior
Advisor



Jim Cavanaugh
Director of Recruiting
and High School
Relations



John Ballein
Associate A.D.,
Football Operations



Bruce Garnes
Deputy Director of
Football Operations



Mike Gentry
Associate A.D.,
Sports Performance



Mike Goforth
Assistant A.D.,
Athletic Training



Jarrett Ferguson
Director of Strength &
Conditioning for Football



Keith Short
Strength & Conditioning
Coordinator for Football



Gunnar Brolinson, D.O.
Team Physician



Diana Clark
Secretary to Coach
Beamer



Kevin Hicks
Director of Broadcasting
and Visual Media



Keith Doolan
Athletic Trainer



Lester Karlin
Equipment Manager



Lisa Marie
Football Program
Support Technician



Jimmy Martin
Graduate Assistant



Johnny Shelton
Team Chaplain



Kristie Verniel
Football Program
Support Technician

VIRGINIA TECH FOOTBALL



93 Kwamaine Battle
DT • Spring Hope, N.C.



81 Jarrett Boykin
SE • Matthews, N.C.



68 Jaymes Brooks
OG • Newport News, Va.



50 Collin Carroll
LS • Hopkins, Minn.



19 Danny Coale
FL • Lexington, Va.



62 Blake DeChristopher
OT • Midlothian, Va.



33 Chris Drager
TE • Jefferson Hills, Pa.



9 Cris Hill
CB • Richmond, Va.



72 Andrew Lanier
OT • Moore, S.C.



48 Justin Myer
K • Manheim, Pa.



75 Greg Nosal
OG • Virginia Beach, Va.



49 Germond Oatneal
CB • Upper Marlboro, Md.



2 Josh Oglesby
TB • Garner, N.C.



52 Barquell Rivers
LB • Wadesboro, N.C.



11 Dyrell Roberts
FL • Smithfield, Va.



Tyler Weiss
PK • Spotsylvania, Va.



15 Eddie Whitley
FS • Matthews, N.C.