



2010 VIRGINIA TECH FOOTBALL

ORANGE BOWL GUIDE



# FIRST-TEAM ALL-ACC



JAYRON  
HOSLEY



TYROD  
TAYLOR



CHRIS  
HAZLEY



THE 2011 DISCOVER ORANGE BOWL MARKS THE 18TH CONSECUTIVE BOWL APPEARANCE FOR THE HOKIES





# DISCOVER ORANGE BOWL MEDIA GUIDE

## VIRGINIA TECH VS. STANFORD

JAN. 3, 2011 • SUN LIFE STADIUM  
MIAMI GARDENS, FLA.



### CONTENTS

Media Information .....	2-3
Bowl Practice Schedule .....	2
Bowl Headquarters/Directory .....	3

#### 2010 SEASON

Game-by-Game Review .....	44-56
Final Statistics .....	58-59
Season Superlatives.....	62

#### ATLANTIC COAST CONFERENCE

Standings and Honors.....	57
Statistics .....	60
Team Rankings .....	61

#### FOOTBALL STAFF

Coach Frank Beamer .....	33-35
Assistant Coaches .....	36-38
Associate AD John Ballein .....	39
Support Personnel.....	39-40

#### THE PLAYERS

Roster, Pronunciation Guide.....	8
Two-Deep Lineups, Rosters .....	9
Profile Updates .....	10-32

#### RECORDS & HISTORY

Tech's Bowl History .....	4-7
Bowl Summary.....	63
Bowl Superlatives .....	63
Bowl Records.....	64

#### THE UNIVERSITY

Virginia Tech AD Jim Weaver.....	41
Athletic Administration.....	41
This Is Virginia Tech .....	42-43

### HOKIE QUICK FACTS

**Location:** Blacksburg, Virginia  
**Enrollment:** 31,000  
**President:** Charles W. Steger  
**Director of Athletics:** Jim Weaver  
**Head Football Coach:** Frank Beamer (Virginia Tech, '69)  
**Hokies' 2010 Football Record:** 11-2 overall; 8-0 ACC  
**Beamer's Overall Record:** 240-117-4 (30 years)  
**Beamer's Record at Tech:** 198-94-2 (24 years)  
**Faculty Chairman of Athletics:** Dr. Larry Killough  
**Conference:** Atlantic Coast  
**Nickname:** Hokies  
**Colors:** Chicago maroon and burnt orange  
**Tech Athletics on the Internet:** [www.hokiesports.com](http://www.hokiesports.com)

### CREDITS

**Editors:** Dave Smith, Bryan Johnston.  
**Design:** Allison Jarnagin, Anne Panella  
**Contributors:** Editorial, Annemarie Cole; cover design, Allison Jarnagin; front cover image, Robert Crawford/[theACC.com](http://theACC.com); most other images are by David Knachel. Michael Shroyer, Woody Veasey and the University Photographers also contributed images. Printing by University Printing Services.  
**Publication:** VT/0825/1210/1M/11-1081



### WHAT IS A HOKIE?

That's a frequently asked question in Virginia Tech athletics, and the answer leads all the way back to 1896 when Virginia Agricultural and Mechanical College changed its name to Virginia Polytechnic Institute. With the change came the necessity for writing a new cheer, and a contest for that purpose was held by the student body. Senior O.M. Stull won first prize for his "Hokie" yell which is still used today. Later, when asked if "Hokie" had any special meaning, Stull explained the word was solely the product of his imagination and was used only as an attention-getter for his yell. It soon became a nickname for all Virginia Tech teams and those people loyal to Tech athletics. The official school colors – Chicago maroon and burnt orange – also were introduced in 1896. They were chosen because they made a "unique combination" not worn elsewhere at the time.



*The HokieBird – Tech's lovable mascot*

VT

# MEDIA INFORMATION



## THE HOKIES' TRAVEL PLANS AND MEDIA CONTACTS

The Virginia Tech football players and travel squad will travel via charter plane and convene in Miami on Tuesday, Dec. 28.

While in Miami, the Hokies will be headquartered at the Westin Diplomat Spa & Resort in Hollywood and will practice on the campus of Nova Southeastern University. The team will return home on the morning of Jan. 4.

Virginia Tech Athletics Communications Office staff in attendance will be Dave Smith, assistant AD for athletics communications; Bryan Johnston, associate director of athletics communications; and David Knachel, photography coordinator.

For information regarding Coach Frank Beamer, contact Smith.

Requests involving players should be directed to Johnston.

To have images from the bowl week or the past season emailed, contact Knachel in Miami or email him at [dknachel@vt.edu](mailto:dknachel@vt.edu).



Dave Smith



Bryan Johnston



Dave Knachel

## VIRGINIA TECH BOWL PRACTICE PROCEDURES

Coach Frank Beamer will be available to the media at the beginning of practice at the practice site each day from Dec. 29-Jan. 1. Those first four days, the first two periods of practice will be open for filming. On Dec. 29 (regular Monday), requested defensive players (only those who will not be at the defensive press conference) along with defensive assistants will be available for 10 minutes before practice at Nova Southeastern University in Ft. Lauderdale. On Jan. 1 (regular Thursday), it will be the same procedure as Dec. 29, just with the offense.

Requests for the players and coaches for the respective day must be emailed to Bryan Johnston ([blj@vt.edu](mailto:blj@vt.edu)) the night before by 9 p.m. On Dec. 30 and 31, the first two periods of practice will be open to the media and Coach Beamer will talk to the media in that time, but no other interviews will take place at the field.

Check the schedule for practice times. Media members are encouraged to arrive early in case the team does, allowing more interview time. Media members must remain on the sidelines once practice begins. Following the first 15 minutes, practice will be closed.

Any questions regarding practice or interview policies can be made by contacting Dave Smith (email: [vtsid@vt.edu](mailto:vtsid@vt.edu)) or Bryan Johnston (email: [blj@vt.edu](mailto:blj@vt.edu)). Members of the team will NOT be available for interviews via phone or at the team hotel.

## PRACTICE SCHEDULE

### Nova Southeastern University

*(Alternate site for inclement weather is TBD – check with the Virginia Tech ACO for updates)*

### Wednesday, December 29 (regular Monday)

Team arrives at approximately 11:45 a.m.

Interviews with requested defensive players/assistants for 10 minutes at field before practice\*

Virginia Tech practice begins at Noon - Nova Southeastern Univ.

First two periods open for filming with Beamer interview during that time

### Thursday, December 30 (regular Tuesday)

Practice at 1 p.m. - Nova Southeastern Univ.

First two periods open for filming with Beamer interview during that time; No players or assistants

### Friday, December 31 (regular Wednesday)

Practice at 4:30 p.m. - Nova Southeastern Univ.

First two periods open for filming with Beamer interview during that time; No players or assistants

### Saturday, January 1 (regular Thursday)

Team arrives at approximately 11:45 a.m.

Interviews with requested offensive players/assistants for 10 minutes at field before practice\*

Virginia Tech practice begins at Noon - Nova Southeastern Univ.

First two periods open for filming with Beamer interview during that time

### Sunday, January 2 (regular Friday)

Walk-thru at Sun Life Stadium - Closed to the media

\* - only players not attending either press conference

*The Hokies' will practice at the NSU Soccer Complex (located near the Miami Dolphins' Training Facility). From I-95 or Florida's Turnpike: Proceed approximately 1 ½ miles and turn left onto SW 30 St (Abe Fischler Blvd.). Continue approximately ½ mile and turn right into the North entrance of the campus (this is Ray Ferrero, Jr. Blvd.) and the fields are on the left.*

*Please note that Tech is not practicing at the Miami Dolphins' Training Facility.*



# DISCOVER ORANGE BOWL MEDIA SCHEDULE

(as of 12/14/10) times and names may change

## DECEMBER 28, 2010

**Team Arrival & Head Coaches Press Conferences**  
approximately 11:15 a.m.; Ft. Lauderdale Airport  
(Check with Orange Bowl Media Relations)

## DECEMBER 29, 2010

**Media headquarters opens – 1:00-6:00 p.m.**  
Marriott Harbor Beach Resort & Spa

**Virginia Tech Team and Family Beach Party - 2-6 p.m.**  
Westin Diplomat Beachfront (photo opportunity only;  
first 15 min.)

**Stanford Team Dinner Outing - 6:30-8:30 p.m.**  
Fogo de Chao - Miami Beach (photo opportunity only;  
first 15 min.)

## DECEMBER 30, 2010

**Stanford Press Conference - 8:00-8:45 a.m.**  
Caribbean Ballroom (defensive coordinator and six players)

**Virginia Tech Press Conference - 9:00-9:45 a.m.**  
Caribbean Ballroom (B. Stinespring, D. Coale, D. Evans,  
G. Nosal, A. Smith, T. Taylor, R. Williams)

**Stanford Team and Family Beach Party - 2-6 p.m.**  
Fountainebleau Beachfront (photo opportunity only;  
first 15 min.)

**Virginia Tech Team Dinner Outing - 6:30-8:30 p.m.**  
Fogo de Chao - Miami Beach (photo opportunity only;  
first 15 min.)

## DECEMBER 31, 2010

**Stanford Press Conference - 8:00-8:45 a.m.**  
Caribbean Ballroom (offensive coordinator and six players)

**Virginia Tech Press Conference - 9:00-9:45 a.m.**  
Caribbean Ballroom (B. Foster, R. Carmichael, C. Drager,  
S. Friday, J. Graves, J. Hosley, D. Morgan)

**AvMed Coaches' Luncheon - 11:00 a.m.-1:30 p.m.**  
Jungle Island (photo opportunity only)

## JANUARY 2, 2011

**Head Coaches' Press Conference - 8:00-9:15 a.m.**  
Caribbean Ballroom (VT's Frank Beamer and  
SU's Jim Harbaugh)

**Media Party - 7:30-11:30 p.m.**  
Marriott Harbor Beach



## DISCOVER ORANGE BOWL

### BOWL DIRECTORY

#### VIRGINIA TECH HEADQUARTERS

**Westin Diplomat Resort & Spa**  
3555 South Ocean Drive, Hollywood, FL 33019  
Phone: (954) 602-6000

#### STANFORD HEADQUARTERS

**Fountainebleau Resort**  
4441 Collins Avenue, Miami Beach, FL 33140  
Phone: (305) 558-2000

#### MEDIA HEADQUARTERS

**Marriott Harbor Beach Resort & Spa**  
3030 Holiday Drive, Ft. Lauderdale, FL 33316  
Phone: (954) 525-4000

#### VIRGINIA TECH PRACTICE SITE

**Nova Southeastern University; Ft. Lauderdale**  
B. Keith Smith; Associate Director of Athletic Communications  
Phone: (954) 262-8261 • Email: keith.smith@nova.edu

#### STANFORD PRACTICE SITE

**Barry University; Miami Shores**  
Dennis Jezek, Jr.; Sports Information Director  
Phone: (305) 827-8239 • Email: djezek@mail.barry.edu

### KEY PHONE NUMBERS

#### Larry Wahl

**Vice President of Media and Public Relations, Orange Bowl**  
Office: (305) 341-4700 • Fax: (305) 341-4750  
lwahl@orangebowl.org

#### Andrew Middleman

**Communications Assistant, Orange Bowl**  
Office: (305) 341-4737  
amiddleman@orangebowl.org

#### Discover Orange Bowl Office

14360 NW 77th Court  
Miami Lakes, FL 33016  
www.orangebowl.org

#### Virginia Tech Assistant AD for Athletics Communications

**Dave Smith and the Athletics Communication Staff**  
Westin Diplomat Resort & Spa; Hollywood, FL 33019  
Phone: (954) 602-6000

#### Virginia Tech Athletics Communications Office (Blacksburg)

460 Jamerson Athletics Center; Blacksburg, VA 24061  
Phone: (540) 231-6726 • Fax: (540) 231-6984  
Web: www.hokiesports.com

#### Stanford SID Jim Young and the Stanford Staff

Fountainebleau Resort; Miami Beach, FL 33140  
Phone: (305) 558-2000

#### Stanford SID Office (Stanford, Calif.)

Arrillaga Family Sports Center  
641 Campus Drive; Stanford, CA 94305  
Phone: (650) 721-1989  
Web: www.gostanford.com

**Practices and media events are  
closed to the general public.**



# TECH'S BOWL HISTORY

## NATIONAL CHAMPIONSHIP APPEARANCE HIGHLIGHTS 18-SEASON BOWL STREAK FOR THE HOKIES

The Virginia Tech bowl tradition dates back to 1947 when the Hokies appeared in the Sun Bowl, and in the 63 years since, more than one million fans have passed through the turnstiles to witness Tech compete in 23 bowl games in 11 different stadiums and in seven states. The closest distance Tech has traveled for a bowl game was to Atlanta, Ga., which is 413 miles from Lane Stadium, while in 2003, the Hokies traveled to San Francisco for their farthest game, 2,440 miles away.

No matter the mileage, members of the Hokie Nation have always showed up in droves to show their support, and the Chick-fil-A Bowl last season proved to be no different.

This year, the tradition of excellence continues as the Hokies prepare to take on the Stanford Cardinal in the 2011 Discover Orange Bowl. After starting the season 0-2, the Hokies have roared back with 11 wins in a row, an ACC title and will now play in a BCS Bowl once again.

Tech's invitation to the contest in Miami extended its bowl appearance streak to 18 consecutive years – the third-longest active streak in the country behind only Florida and Florida State.

### 1947 SUN BOWL

The first bowl bid that Tech received followed the 1946 season, when the Hokies played Cincinnati in the Sun Bowl in El Paso, Texas. An early snow covered Blacksburg that year and threatened to end all football practices. Bulldozers and snowplows were used to clear a practice area on the Drillfield and the Hokies got in their bowl preparations. The Tech team encountered more snowy weather when it reached El Paso. The Cincinnati team handled the weather and the Hokies, winning 18-6.

### 1966 LIBERTY BOWL

It was not until 1966 that Tech received another

bowl bid. The Hokies were chosen to participate in the Liberty Bowl in Memphis, Tenn., against the Miami Hurricanes. The Hokies were 8-1-1 entering the contest and were led by All-American defensive back Frank Loria.

Miami, ranked ninth nationally, won 14-7 in a hard-hitting defensive struggle. The Hokies scored first on a 2-yard plunge by Tommy Francisco. But the Miami defense held Tech to only one first down in the last three quarters.

### 1968 LIBERTY BOWL

Tech returned to the Liberty Bowl two years later in 1968 and squared off against Mississippi. The Hokies were 7-3 after a rocky 2-3 start and were led by another defensive All-American, linebacker Mike Widger. Ole Miss had a quarterback by the name of Archie Manning and he sparked the Rebels to a 34-17 victory after Tech had taken a 17-0 first-quarter lead.

A member of Tech's 1966 and '68 bowl teams was none other than current head coach Frank Beamer, who was a starting defensive back. He was credited with three tackles in the 1968 game.

### 1981 PEACH BOWL

Tech next went bowling against Miami following the 1980 season and lost 20-10 in a hard-fought Peach Bowl contest. That Hokie team sported an 8-3 record and featured one of the finest defensive units in college football.

Tech tailback Cyrus Lawrence emerged as one of the biggest stars of the game. He rushed for 134 yards and scored the lone Hokie touchdown. Ashley Lee, then a freshman linebacker, had 15 tackles for the Techmen.

### 1984 INDEPENDENCE BOWL

In Tech's first trip to the Independence Bowl in 1984, Outland Trophy winner Bruce Smith led Tech against the Air Force Falcons. Tech's powerful defensive unit held Air Force to only three first downs in the first half, but the Falcons got rolling in the second half. Quarterback Bart Weiss, named the game's MVP, was the ringleader as Air Force won the battle, 23-7.

### 1986 PEACH BOWL

Who will ever forget "The Kick"? It ended perhaps the most stirring bowl game of the 1986 season as Virginia Tech's Chris Kinzer booted a 40-yard field goal to vault the Hokies past North Carolina State in the New Peach Bowl. The 25-24 victory came with no time showing on the clock and provided Tech with one of its top moments in football history.

### 1993 INDEPENDENCE BOWL

Almost as dynamic was Tech's 45-20 win over Indiana of the Big Ten Conference in the 1993 Independence Bowl game.

The last minute of the first half of the Independence Bowl will be most remembered for its unbelievable action-packed ending. Virginia Tech was leading Indiana, 14-13, with only 35 seconds left until halftime. Indiana had the ball on the Tech 49-yard line, when DeWayne Knight exploded through the IU offensive line to cause a fumble. That is when Lawrence Lewis got "the



Virginia Tech's first bowl appearance was in the 1947 Sun Bowl. The team practiced and played in snowy weather in both Blacksburg and El Paso.





Chris Kinzer's 40-yard field goal as time expired in the 1986 Peach Bowl gave Virginia Tech its first bowl victory.

world's greatest bounce," returning the loose ball 20 yards for a touchdown to give Tech a 21-13 lead over the Hoosiers.

The Hokies, however, were not finished with their dramatics. Tech's Jeff Holland blocked a Hoosiers' field goal try with no time left in the first half and Antonio Banks settled under the ball and raced 80 yards for a score to give the Hokies a 28-13 halftime lead.

## 1994 GATOR BOWL

At the end of the 1994 season, the Hokies fell to a tough Tennessee team, 45-23, in a transplanted



Bryan Still was named MVP of the 1995 Sugar Bowl after Tech beat Texas 28-10 and the Hokies jumped into the national limelight.

Gator Bowl contest that was held at Florida Field in Gainesville.

The high-powered Volunteer offense totaled 495 yards in the affair behind another Manning, this time Archie's son Peyton, and highly-touted tailback James (Little Man) Stewart. Stewart, Tennessee's all-time leading rusher, ran for three touchdowns and threw for another score en route to earning the game's Most Valuable Player award.

Tech's Dwayne Thomas would not be outdone, dazzling the 62,200 fans in attendance by rushing 19 times for 102 yards and one touchdown. Thomas had a 1-yard burst for a score in the second quarter and rambled 27 yards to set up Maurice DeShazo's 7-yard touchdown run in the third quarter.

## 1995 NOKIA SUGAR BOWL

Tech's 28-10 Nokia Sugar Bowl victory over Texas in 1995 stands alone as the Hokies' biggest win in football postseason play.

The 1995 Sugar Bowl was special, indeed. It was, at the time, the most prestigious bowl appearance for the Hokies and they made the most of it. Tech overcame a 10-point deficit to beat Texas and earn one of the most stirring victories in the school's athletic history.

The momentum changed dramatically when game MVP Bryan Still returned a punt 60 yards for a Tech touchdown with 2:34 left in the first half.

Tech gained a lead in the third quarter (14-10) on a 1-yard plunge by Marcus Parker. Then Still hauled in a 54-yard touchdown pass from

quarterback Jim Druckenmiller on a play that spelled doom for the Longhorns.

It was Tech's defense that accounted for the team's final touchdown with 5:06 left in the game. All-American Cornell Brown picked up his second sack of the game, causing a fumble, and tackle Jim Baron scooped up the ball and ran 20 yards to score.

## 1996 FEDEX ORANGE BOWL

In 1996, the Hokies played Nebraska in another Alliance bowl, the FedEx Orange Bowl. That game, too, was a pressure cooker from start to finish. Nebraska won, 41-21, but led by only three points, 24-21, late in the third quarter.


A crowd of 51,212 at Pro Player Stadium saw Tech quarterback Jim Druckenmiller throw three touchdown passes despite a fierce rush by Cornhusker defenders.

## 1998 GATOR BOWL

The Hokies made their second trip to the Gator Bowl following the 1997 season to face North Carolina.



Michael Vick and Virginia Tech were launched into the national spotlight during the 2000 Nokia Sugar Bowl national championship game against Florida State.



Keion Carpenter blocked a punt in the Hokies' victory over Alabama in the inaugural Music City Bowl.

The Tar Heels impressed a crowd of 54,116 at Alltel Stadium by holding Tech to a total of 185 yards, its lowest total of the season, and beating the Hokies, 42-3. Tech's only points came on a 40-yard field goal by Shayne Graham late in the third quarter.

## 1998 MUSIC CITY BOWL

Tech bounced back strong in 1998 by capping a 9-3 season with an eye-opening 38-7 victory over Alabama in the inaugural Music City Bowl in Nashville. A sellout crowd braved freezing rain and a wind chill that dipped below 15 degrees to watch Tech post its first-ever win against the Crimson Tide.

Tech clung to a 10-7 lead at halftime before pulling away in the second half behind the defensive and special teams play of bowl MVP Corey Moore. The junior defensive end forced an interception that set up a Tech touchdown midway through the third quarter. Minutes later, he blocked an Alabama punt to pave the way for another Hokie TD. Tech went on to secure the win with two more touchdowns in the fourth quarter.

## 2000 NOKIA SUGAR BOWL

In the 1999 season, after a perfect 11-0 regular season campaign, the Hokies returned to the Nokia Sugar Bowl – this time to play for the national championship.

Tech once again put on a great show after a furious comeback led by quarterback Michael Vick. The Hokies led heavily favored Florida State heading into the fourth quarter before falling to the top-ranked Seminoles, 46-29.



## 2001 GATOR BOWL

Nearly 20,000 Hokie faithful watched Vick play his last game in a Tech uniform in the 2001 game in Jacksonville, Fla., against Clemson. Tailback Lee Suggs ran for three scores and the defense limited the Tigers to 88 yards rushing as the Hokies earned the fifth bowl win in school history. Tech capped its 10-1 season with 41-20 victory over Clemson.

## 2002 GATOR BOWL

For the first time in school history, the Hokies appeared in the same bowl back-to-back when they made the trip to the Gator Bowl in both 2001 and 2002.

Despite André Davis' 158 receiving yards in his final game as a Hokie, Tech was unable to hold off Florida State and lost the 2002 Gator Bowl, 30-17. The senior class that joined Davis in its last game at the Gator Bowl went down as the winningest class in school history, at the time, with a 39-9 record.

## 2002 DIAMOND WALNUT SAN FRANCISCO BOWL

The Hokies took their show to the West Coast following the 2002 season and captured a win in the Diamond Walnut San Francisco Bowl. Tech's 20-13 victory over Air Force gave the Hokies a 10-4 final record and marked the third time in four years that Tech had posted 10 or more victories. Tech quarterback Bryan Randall was named the game's Most Valuable Offensive Player. He completed 18-of-23 passes for 177 yards and did not have any turnovers.

## 2003 INSIGHT BOWL

Following the 2003 season, the Hokies made the trip out to Arizona, where they were downed by the California Bears 52-49 in the 2003 Insight Bowl, which was held in front of 42,364 fans at Bank One Ballpark in Phoenix. Cal kicker Tyler Frederickson made a 35-yard field goal on the final play of the game that lifted the Bears past the Hokies. The Hokies, who were playing in their 11th-consecutive bowl game, finished the season 8-5 overall.

The loss overshadowed a brilliant game by Tech's offense. Randall had four touchdown passes and a rushing TD, while Keith Willis became the first Tech player ever to catch two touchdown passes in a bowl game. Ernest Wilford broke Antonio Freeman's career mark for receptions, and Kevin Jones, who played in his final game as a Hokie before heading



Jarrett Ferguson scored on the Hokies' first offensive play and Tech never looked back in beating Clemson 41-20 in the 2001 Gator Bowl.

to the NFL, led the Hokie rushing attack with 16 carries for 153 yards and one touchdown.

## 2005 NOKIA SUGAR BOWL

In the 2004 season, Tech capped its improbable run to the Atlantic Coast Conference title by beating Miami, which led to a berth in the Nokia Sugar Bowl for the third time. Like in 1995 and 1999, Tech fans came out in droves to support their Hokies as the game was a sell-out and resulted in an economic impact of \$209.92 million for the city and state.

Randall had a pair of touchdown passes, but the third-ranked Auburn Tigers held on for a 16-13 win over the Hokies in a hard-fought battle in New Orleans. Randall's final toss, an 80-yarder to freshman Josh Morgan, broke the Tech career touchdown passing mark. The loss couldn't take away from a dream season which saw the Hokies win the ACC title in their first year in the league while posting a 10-3 mark and a final national ranking of No. 10.

## 2006 TOYOTA GATOR BOWL

Although the Hokies got off to a slow start in the Toyota Gator Bowl after the 2005 campaign, they twice rallied from an 11-point deficit to beat Louisville, 35-24, on Jan. 2, 2006, to break a two-game bowl losing streak.

The high-powered Cardinals' offense scored on both of its first two possessions to take a 14-3 lead, but Tech cut that margin to 17-10 at the half. Louisville built the lead back to 11 at 24-13 before the Hokies scored 22 fourth-quarter points – capped by an interception return for a touchdown by linebacker James Anderson – to rally for the win. Cedric Humes was named the game's MVP, and the defense gave up 343 yards of total offense to finish the season ranked No. 1 in the nation in total defense.

## 2006 CHICK-FIL-A BOWL

The Chick-fil-A Bowl matchup with Georgia on Dec. 30, 2006 was a tale of two halves, with the Bulldogs emerging by a score of 31-24 to halt the Hokies' six-game winning streak. At the intermission, it looked as if Tech might waltz to an easy victory after holding Georgia to 47 yards of offense while building a 21-3 lead.

The Hokies collapsed in the second half, however, as their opponent racked up 28 unanswered points and Tech turned the ball over on four straight possessions. Despite the loss, the Hokies ended the season with at least 10 wins for the ninth time in their history, and finished as the nation's top-ranked defense for the second-straight year.

## 2008 FEDEX ORANGE BOWL

After winning the ACC championship, the Hokies were awarded a bid to the 2008 FedEx Orange Bowl, their 15th-consecutive bowl game. Tech trimmed a 17-point first-half deficit to three points in the second half, but couldn't quite get over the hump, falling to the Kansas Jayhawks 24-21.

With the loss, Tech's season ended at 11-3 overall, and the Hokies saw their five-game winning streak snapped.

It certainly was not the best of evenings for the Hokies. Tech turned the ball over three times and those three turnovers led to 17 Kansas points. The Hokies also had a field goal blocked, allowed a first down on a fake punt that ultimately led to a score, and gave up five sacks.

Even with the loss, Tech's 20 seniors finished as the winningest class in school history to date, recording a 42-11 overall record.

## 2009 FEDEX ORANGE BOWL

The Hokies earned a return trip to the FedEx Orange Bowl after beating Boston College for the second-straight season in the ACC Championship Game. This time Tech approached its bowl preparation in a different manner and it paid off with a convincing 20-7 victory over No. 12 Cincinnati.

After giving up a touchdown on UC's first drive, Tech manhandled the BIG EAST champion Bearcats for the final 57 minutes of the game. The Hokies controlled the football for nearly 40 minutes, piling up 258 yards on the ground.

Redshirt freshman tailback Darren Evans spearheaded the rushing attack, carrying the football 28 times for 153 yards on the way to MVP honors in the game. Evans and quarterback Tyrod Taylor ran for touchdowns, while kicker Dustin Keys contributed a pair of field goals.


The defense stalled the high-powered Cincinnati offense and intercepted a Tech bowl-record four passes. One of those interceptions, a pick by end Orion Martin at the UC 10-yard line early in the fourth quarter, was the play of the game for the Hokies.

The win capped a 10-4 season for the Hokies and vaulted them to No. 15 in the final AP poll.



Darren Evans accumulated 153 yards rushing and earned MVP honors when Tech played Cincinnati in the Orange Bowl game in 2009.





The Tech defense held Tennessee to just 240 total yards in the Chick-fil-A Bowl, and the Hokies' offense scored on four of five second-half possessions.

## 2009 CHICK-FIL-A BOWL

Tech played a near-flawless second half on the way to an impressive 37-14 victory over Tennessee in the Chick-fil-A Bowl. The win capped a late-season run that saw the Hokies win their final five games to finish 10-3 and earn the No. 10 spot in the final AP poll.

Record-setting tailback Ryan Williams helped Tech bolt to a 14-0 lead early in the game with a pair of short touchdown runs. The Volunteers managed to tie the game in the second quarter; but, with just 18 seconds remaining in the half, the Hokies stole the Vols' momentum. With the ball at its own 33-yard line, Tech gambled, and quarterback Tyrod Taylor connected with end Jarrett Boykin on a 63-yard pass that set up a Matt Waldron field goal as time expired.

Taylor's play set the tone for what would be a

dominating second half for the Hokies. Williams carried the football on seven straight plays on Tech's opening possession of the second half. On the eighth play, Taylor scored from a yard out to give Tech a 24-14 lead.

The Hokies' offense scored on four of five second-half possessions, with Waldron booting two more field goals and true freshman David Wilson adding a final touchdown. Waldron's three field goals were a Tech record for a bowl game.

Defensively, the Hokies were relentless, posting six sacks, intercepting a pass, causing and recovering a fumble and holding UT to just 240 total yards. Tennessee managed only 5 yards rushing on 31 attempts and converted just four third-downs into first downs. The Tech defense finished the season without allowing a point in the second half of the final five games.

## BOWL RESULTS



**1947 Sun Bowl**  
Cincinnati 18, Virginia Tech 6



**1966 Liberty Bowl**  
Miami (Fla.) 14, Virginia Tech 7



**1968 Liberty Bowl**  
Mississippi 34, Virginia Tech 17



**1981 Peach Bowl**  
Miami (Fla.) 20, Virginia Tech 10



**1984 Independence Bowl**  
Air Force 23, Virginia Tech 7



**1986 Peach Bowl**  
Virginia Tech 25, N. C. State 24



**1993 Independence Bowl**  
Virginia Tech 45, Indiana 20



**1994 Gator Bowl**  
Tennessee 45, Virginia Tech 23



**1995 Sugar Bowl**  
Virginia Tech 28, Texas 10



**1996 Orange Bowl**  
Nebraska 41, Virginia Tech 21



**1998 Gator Bowl**  
North Carolina 42, Virginia Tech 3



**1998 Music City Bowl**  
Virginia Tech 38, Alabama 7



**2000 Sugar Bowl**  
Florida State 46, Virginia Tech 29



**2001 Gator Bowl**  
Virginia Tech 41, Clemson 20



**2002 Gator Bowl**  
Florida State 30, Virginia Tech 17



**2002 San Francisco Bowl**  
Virginia Tech 20, Air Force 13



**2003 Insight Bowl**  
California 52, Virginia Tech 49



**2005 Sugar Bowl**  
Auburn 16, Virginia Tech 13



**2006 Gator Bowl**  
Virginia Tech 35, Louisville 24



**2006 Chick-fil-A Bowl**  
Georgia 31, Virginia Tech 24



**2008 Orange Bowl**  
Kansas 24, Virginia Tech 21



**2009 Orange Bowl**  
Virginia Tech 20, Cincinnati 7



**2009 Chick-fil-A Bowl**  
Virginia Tech 37, Tennessee 14



# VIRGINIA TECH ROSTER

- 93 **Kwamaine Battle\*** .....DT, 6-1, 294, r-Jr.  
Spring Hope, N.C., Southern Nash, Brian Foster
- 54 **Nick Becton**.....OT, 6-6, 311, r-So.  
Wilmington, N.C., New Hanover, Kevin Motsinger
- 29 **Xavier Boyce**.....SE, 6-4, 220, r-So.  
Virginia Beach, Va., Landstown, Steve Canter
- 81 **Jarrett Boykin\*\*** .....SE, 6-2, 215, Jr.  
Charlotte, N.C., Butler, Mike Newsome
- 68 **Jaymes Brooks\*\*** .....OG, 6-2, 296, r-Jr.  
Newport News, Va., Denbigh, Tracy Harrod
- 40 **Wiley Brown†‡** .....ROV, 5-10, 194, r-So.  
Brandywine, Md., Thomas Stone, Kevin Heider
- 21 **Rashad Carmichael\*\*\*** .....CB, 5-11, 186, r-Sr.  
Clinton, Md., Gwynn Park, Danny Hayes
- 50 **Collin Carroll\*\*** .....SN, 6-3, 248, r-Jr.  
Hopkins, Minn., Edina, Kim Nelson
- 57 **Telvion Clark** .....LB, 6-1, 217, r-Fr.  
Norfolk, Va., Granby, Curt Brown
- 12 **Ju-Ju Clayton\*** .....QB, 6-1, 220, r-So.  
Richmond, Va., Hermitage, Patrick Kane
- 19 **Danny Coale\*\***.....FL, 6-0, 200, r-Jr.  
Lexington, Va., Episcopal, Mark Gowin
- 18 **D.J. Coles†** .....SE, 6-3, 225, So.  
Maidens, Va., Goochland, Joe Fowler
- 42 **J.R. Collins**.....DE, 6-2, 254, r-Fr.  
Stafford, Va., Brooke Point, Jeff Berry
- 49 **Ron Cooper**.....FS, 5-10, 189, r-Sr.  
Richmond, Va., Meadowbrook
- 7 **Marcus Davis\*** .....FL, 6-4, 229, r-So.  
Virginia Beach, Va., Ocean Lakes, Jim Prince
- 62 **Blake DeChristopher\*\*** .....OT, 6-5, 320, r-Jr.  
Midlothian, Va., Clover Hill, Sean O'Hare
- 83 **Scott Demler** .....P, 6-0, 184, r-So.  
Washington Crossing, Pa., The Hun School
- 33 **Chris Drager\*\*** .....DE, 6-4, 255, r-Jr.  
Jefferson Hills, Pa., Thomas Jefferson, Bill Cherpak
- 13 **Randall Dunn** .....TE, 6-2, 248, r-So.  
Virginia Beach, Va., Ocean Lakes, Jim Prince
- 96 **Josh Eadie**.....DE, 6-4, 231, r-Sr.  
Lynchburg, Va., Brookville, Jeff Woody
- 24 **Tariq Edwards** .....LB, 6-3, 228, r-Fr.  
Cheraw, S.C., Marlboro County, Dean Boyd
- 32 **Darren Evans\*** .....TB, 6-0, 220, r-Jr.  
Indianapolis, Ind., Warren Central, Steve Tutisie
- 1 **Antone Exum** .....FS, 6-0, 219, r-Fr.  
Glen Allen, Va., Deep Run, Greg Kendall
- 82 **Steven Friday\*\*** .....DE, 6-4, 250, r-Sr.  
Hampton, Va., Phoebus, Bill Dee
- 35 **Austin Fuller** .....FL, 6-2, 221, r-So.  
Richlands, Va., Richlands, Greg Mance
- 17 **Kyle Fuller** .....CB, 5-11, 178, Fr.  
Baltimore, MD., Mount St. Joseph, Chip Armstrong
- 99 **James Gayle** .....DE, 6-4, 248, r-Fr.  
Hampton, Va., Bethel, Jeff Nelson
- 63 **Bo Gentry**.....C, 5-8, 237, r-So.  
Blacksburg, Va., Blacksburg
- 95 **George George** .....TE, 6-4, 266, r-So.  
Salem, Va., Salem, Stephen Magenbauer
- 44 **Lyndell Gibson\*** .....LB, 5-11, 232, r-So.  
Virginia Beach, Va., Salem, Robert Jackson
- 43 **Jeron Gouveia-Winslow** .....LB, 6-2, 207, r-So.  
Ashburn, Va., Stone Bridge, Mickey Thompson
- 91 **John Graves\*\*\*** .....DT, 6-3, 278, r-Sr.  
Richmond, Va., Meadowbrook, Bill Bowles
- 22 **Tony Gregory** .....TB, 6-0, 182, r-Fr.  
Virginia Beach, Va., First Colonial, Bill McTyre
- 14 **Trey Gresh** .....QB, 6-0, 200, Fr.  
Blacksburg, Va., Blacksburg, Dave Crist
- 55 **Isaiah Hamlette** .....DT, 6-4, 270, r-So.  
Stafford, Va., Brooke Point, Jeff Berry
- 97 **Chris Hazley** .....PK, 6-1, 196, r-Sr.  
West Chester, Pa., Henderson, Joe Walsh
- 9 **Cris Hill\*\*** .....CB, 5-11, 180, r-Jr.  
Richmond, Va., Highland Springs, Scott Burton
- 56 **Antoine Hopkins\*** .....DT, 6-1, 302, r-So.  
Highland Springs, Va., Highland Springs, Scott Burton
- 98 **Derrick Hopkins** .....DT, 6-0, 289, Fr.  
Highland Springs, Va., Highland Springs, Scott Burton
- 26 **James Hopper**.....ROV, 5-9, 180, r-Fr.  
Fayetteville, N.C., Seventy-First, Bob Paroli
- 20 **Jayron Hosley\*** .....CB, 5-11, 170, So.  
Delray Beach, Fla., Atlantic, Andre Thaddies
- 72 **Andrew Lanier\*** .....OT, 6-5, 275, r-Jr.  
Moore, S.C., Dorman, Dave Gutshall
- 16 **Zach Luckett\*\*** .....LB, 6-3, 216, r-Sr.  
Mays Landing, N.J., Holy Spirit, Bill Walsh
- 86 **Eric Martin** .....TE, 6-2, 268, r-Fr.  
Woodbridge, Va., C.D. Hylton, Lou Sorrentino
- 74 **Andrew Miller** .....C, 6-4, 283, r-Fr.  
Bassett, Va., Bassett, Jay Gilbert
- 2 **Davon Morgan\*\*\*** .....ROV, 6-0, 196, Sr.  
Richmond, Va., Varina, Gary Chilcoat
- 48 **Justin Myer\*\*** .....PK, 6-1, 214, Jr.  
Manheim, Pa., Manheim Central, Mike Williams
- 75 **Greg Nosal\*** .....OG, 6-6, 293, r-Jr.  
Virginia Beach, Va., Kellam, Chris Dewitt
- 25 **Josh Oglesby\*\*** .....FB, 5-11, 211, r-Jr.  
Garner, N.C., Garner, Nelson Smith
- 71 **Vinston Painter**.....OG, 6-6, 298, r-So.  
Norfolk, Va., Maury, Dealton Cotton
- 45 **Joey Phillips** .....FB, 5-11, 216, r-So.  
Blacksburg, Va., Blacksburg
- 52 **Barquell Rivers** .....LB, 6-0, 236, r-Jr.  
Wadesboro, N.C., Anson County, Jody Groom
- 11 **Dyrell Roberts\*\*** .....FL, 6-2, 189, Jr.  
Smithfield, Va., Smithfield, Chris Fraser
- 30 **Brian Saunders** .....P, 6-0, 198, r-Sr.  
Roseland, Va., Nelson County, Tim Crawford
- 39 **Martin Scales**.....FB, 5-11, 211, r-So.  
Martinsville, Va., Bassett
- 88 **Andre Smith\*\*\*** .....TE, 6-5, 272, r-Sr.  
Germantown, Md., Seneca Valley, Fred Kim
- 65 **Joe St. Germain** .....SN, 5-11, 215, Fr.  
Los Alamitos, Calif., Mater Dei, Bruce Rollinson
- 85 **Rob Stanton** .....TE, 6-5, 234, r-Sr.  
Richlands, Va., Richlands, Greg Mance
- 37 **Jacob Sykes\*** .....CB, 6-1, 190, r-Jr.  
Goldsboro, N.C., Goldsboro, Maurice Jackson
- 51 **Bruce Taylor** .....LB, 6-2, 246, r-So.  
Myrtle Beach, S.C., Myrtle Beach, Scott Earley
- 5 **Tyrod Taylor\*\*\*** .....QB, 6-1, 210, Sr.  
Hampton, Va., Hampton, Mike Smith
- 3 **Logan Thomas** .....QB, 6-6, 242, r-Fr.  
Lynchburg, Va., Brookville, Jeff Woody
- 53 **Dwight Tucker**.....DT, 6-1, 277, r-So.  
Oviedo, Fla., Oviedo, Greg Register
- 28 **Alonzo Tweedy**.....LB, 6-2, 188, r-So.  
Richmond, Va., Hermitage, Pat Kane
- 58 **Jack Tyler** .....LB, 6-1, 228, r-Fr.  
Oakton, Va., Oakton, Joe Thompson
- 67 **Michael Via\*** .....C, 6-7, 300, r-So.  
McLeansville, N.C., Northeast Guilford, Tommy Pursley
- 76 **David Wang** .....OG, 6-2, 300, r-Fr.  
Ashburn, Va., Stone Bridge, Mickey Thompson
- 64 **Jeff Wardach** .....DE, 6-3, 245, Sr.  
Roanoke, Va., Cave Spring
- 60 **Beau Warren\*\*\*** .....C, 6-4, 286, r-Sr.  
Clifton, Va., Centreville, Mike Skinner
- 15 **Eddie Whitley\*\*** .....FS, 6-1, 195, Jr.  
Charlotte, N.C., Butler, Mike Newsome
- 34 **Ryan Williams\*** .....TB, 5-10, 202, r-So.  
Manassas, Va., Stonewall Jackson, Loren Johnson
- 4 **David Wilson\*** .....TB, 5-11, 200, So.  
Danville, Va., George Washington, Dan Newell
- 66 **Tyrel Wilson** .....DE, 6-2, 220, r-Fr.  
Hampton, Va., Hampton, Mike Smith
- 31 **Kenny Younger\*** .....FB, 6-0, 228, r-Sr.  
Richmond, Va., Mills Godwin, Will Kitchen

† also attended Fork Union Military Academy (Va.)  
‡ also attended Duquesne  
\* indicates varsity letter.

Rosters are subject to change.

## PRONUNCIATION GUIDE

KWAMAIN Battle..... Kwuh-MANE  
XAVIER Boyce..... x-ZAY-vee-ur  
Chris DRAGER ..... DRAY-gurr  
TARIQ Edwards..... tuh-REEK  
ANTONE Exum..... AN-tone  
JERON GOUVEIA-Winslow..... JARE-in Goo-VAY-uh  
Chris HAZLEY..... HAZE-lee  
JAYRON HOSLEY..... JAY-ron HOSE-lee  
DAVON Morgan..... DAY-von  
Greg NOSAL ..... No-SAL  
DYRELL Roberts..... Die-RELL  
Brian SAUNDERS ..... SAWN-ders  
TYROD Taylor..... TY-rod  
Michael VIA ..... VYE  
BEAU Warren ..... BO



# STANFORD DEPTH CHART

## OFFENSE

WR	8	Ryan Whalen (6-2, 205, Sr.)
	17	Griff Whalen (6-0, 185, Jr.)
LT	55	Jonathan Martin (6-6, 304, r-Jr.)
	77	Tyler Mabry (6-7, 292, r-Jr.)
LG	71	Andrew Phillips (6-5, 302, r-Sr.)
	66	Matt Bentler (6-5, 292, r-Jr.)
C	72	Chase Beeler (6-3, 285, r-Sr.)
	65	Khalil Wilkes (6-3, 287, r-Fr.)
RG	52	David DeCastro (6-5, 310, r-So.)
	76	Kevin Danser (6-6, 288, r-Fr.)
RT	53	Derek Hall (6-5, 303, r-Sr.)
	74	James McGillicuddy (6-3, 307, r-Sr.)
TE	88	Konrad Reuland (6-6, 257, r-Sr.)
	82	Coby Fleener (6-6, 244, r-Jr.)
	86	Zach Ertz (6-6, 249, r-Fr.)
QB	12	Andrew Luck (6-4, 235, r-So.)
	5	Alex Loukas (6-4, 210, r-Jr.)
RB	33	Stepfan Taylor (5-11, 208, So.)
	32	Anthony Wilkerson (6-1, 220, Fr.)
	25	Tyler Gaffney (6-0, 216, So.)
FB	48	Owen Marecic (6-1, 244, Sr.)
	85	Ryan Hewitt (6-4, 238, r-Jr.)
WR	89	Doug Baldwin (5-11, 189, Sr.)
	81	Chris Owusu (6-2, 200, Jr.)

## SPECIAL TEAMS

K	39	Nate Whitaker (5-9, 185, r-Sr.)
	46	Eric Whitaker (5-9, 182, r-Fr.)
PK	39	Nate Whitaker (5-9, 185, r-Sr.)
	46	Eric Whitaker (5-9, 182, r-Fr.)
P	36	Daniel Zychlinski (6-3, 207, r-So.)
	38	David Green (6-1, 205, r-Jr.)
KOR	15	Usua Amanam (5-10, 184, r-Fr.)
	81	Chris Owusu (6-2, 200, Jr.)

## DEFENSE

DE	98	Matt Masifilo (6-3, 280, r-Jr.)
	90	Josh Mauro (6-6, 264, r-Fr.)
NT	92	Sione Fua (6-2, 306, Sr.)
	99	Terrence Stephens (6-2, 295, So.)
	56	Jacob Gowan (6-3, 284, r-Fr.)
DE	95	Brian Bulcke (6-4, 275, r-Sr.)
	49	Ben Gardner (6-4, 251, r-Fr.)
ILB	48	Owen Marecic (6-1, 244, Sr.)
	43	Chihe Amajoyi (6-0, 235, Sr.)
ILB	11	Shayne Skov (6-3, 243, So.)
	57	Max Bergen (6-2, 230, r-Jr.)
OLB	44	Chase Thomas (6-4, 239, r-So.)
	42	Alex Debniaik (6-2, 233, r-So.)
OLB	94	Thomas Keiser (6-5, 244, r-Jr.)
	45	Blake Lueders (6-5, 245, Fr.)
LC	9	Richard Sherman (6-3, 192, r-Sr.)
	31	Barry Browning (6-1, 168, Fr.)
RC	27	Johnson Bademosi (6-1, 197, Jr.)
	6	Terrence Brown (6-1, 178, r-Fr.)
SS	26	Delano Howell (5-11, 198, Jr.)
	23	Austin Yancy (6-4, 203, r-Sr.)
FS	3	Michael Thomas (5-11, 182, Jr.)
	40	Taylor Skaufel (6-1, 196, Sr.)

PR	4	Drew Terrell (5-11, 180, So.)
	89	Doug Baldwin (5-11, 189, Sr.)
LS	56	Zach Nolan (6-4, 229, r-Sr.)
	45	Andrew Fowler (6-2, 233, r-Sr.)
HLD	36	Daniel Zychlinski (6-3, 207, r-So.)
	17	Griff Whalen (6-0, 185, Jr.)

## CARDINAL NUMERICAL ROSTER

2	Corey Gatewood	CB	29	Andrew Stutz	RB	64	Sam Schwartzstein	C
3	Michael Thomas	CB	31	Barry Browning	DB	65	Khalil Wilkes	C/OG
4	Drew Terrell	WR	32	Anthony Wilkerson	RB	66	Matt Bentler	OG
5	Devon Carrington	S	33	Stepfan Taylor	RB	71	Andrew Phillips	OG
5	Alex Loukas	S	34	Jeremy Stewart	RB	72	Chase Beeler	C
6	Terrence Brown	RC	35	Jarek Lancaster	LB	74	James McGillicuddy	OG
6	Josh Nunes	QB	36	Daniel Zychlinski	P	76	Kevin Danser	OT
8	Ryan Whalen	WR	39	Nate Whitaker	K	77	Tyler Mabry	OT
9	Richard Sherman	CB	40	Taylor Skaufel	S	78	Brad Hallick	DL
10	Geoff Meinken	FB	42	Alex Debniaik	LB	79	George Halamandaris	OG
11	Shayne Skov	LB	43	Chihe Amajoyi	WR	80	Sam Knapp	WR
11	Levine Toilolo	TE	44	Chase Thomas	LB	81	Chris Owusu	WR
12	Andrew Luck	QB	45	Chase Thomas	LB	82	Coby Fleener	TE
15	Usua Amanam	RB	45	Blake Lueders	ILB	84	Jemari Roberts	WR
15	Brent Seals	S	46	Eric Whitaker	K	85	Ryan Hewitt	TE
17	Griff Whalen	WR	47	Myles Muagututia	S	86	Zach Ertz	TE
19	Jordan Williamson	K	48	Owen Marecic	FB	88	Konrad Reuland	TE
21	Jamal-Rashad Patterson	WR	49	Ben Gardner	LB	89	Doug Baldwin	WR
22	Kyle Olugbode	RB/S	50	Brent Etiz	LB	90	Josh Mauro	DL
23	Austin Yancy	S	52	David DeCastro	OG	92	Sione Fua	DL
24	Quinn Evans	CB	53	Derek Hall	OT	93	Trent Murphy	DL
25	Tyler Gaffney	RB	54	David Yankey	OL	94	Thomas Keiser	DL
26	Delano Howell	S	55	Jonathan Martin	OT	95	Brian Bulcke	DL
27	Johnson Bademosi	CB	56	Jacob Gowan	DL	98	Matthew Masifilo	DL
28	Harold Bernard	S	56	Zach Nolan	LS	99	Terrence Stephens	DL
29	Ed Reynolds	S	57	Max Bergen	LB			

# VIRGINIA TECH DEPTH CHART

## OFFENSE (MULTIPLE)

SE	81	Jarrett Boykin (6-2, 215, Jr.)
	35	Austin Fuller (6-2, 221, r-So.)
TE	88	Andre Smith (6-5, 272, r-Sr.)
	86	Eric Martin (6-2, 268, r-Fr.)
LT	72	Andrew Lanier (6-5, 275, r-Jr.)
	54	Nick Becton (6-6, 311, r-So.)
LG	75	Greg Nosal (6-6, 293, r-Jr.)
	76	David Wang (6-1, 300, r-Fr.)
C	60	Beau Warren (6-4, 286, r-Sr.)
	74	Andrew Miller (6-4, 283, r-Fr.)
RG	68	Jaymes Brooks (6-2, 296, r-Jr.)
	74	Andrew Miller (6-4, 283, r-Fr.) or
	71	Winston Painter (6-6, 298, r-So.)
RT	62	Blake DeChristopher (6-5, 320, r-Jr.)
	67	Michael Via (6-7, 300, r-So.)
TB	32	Darren Evans (6-0, 220, r-Jr.)
	34	Ryan Williams (5-10, 202, r-So.)
	4	David Wilson (5-11, 200, So.)
FB	31	Kenny Younger (6-0, 228, r-Sr.)
	25	Josh Oglesby (5-11, 211, r-Jr.)
QB	5	Tyrod Taylor (6-1, 210, Sr.)
	3	Logan Thomas (6-6, 242, r-Fr.)
FL	19	Danny Coale (6-0, 200, Jr.)
	7	Marcus Davis (6-4, 229, r-So.)

## SPECIAL TEAMS

P	30	Brian Saunders (6-0, 198, r-Sr.)
	83	Scott Demler (6-0, 184, r-So.)
FG/PAT	97	Chris Hazley (6-1, 196, r-Sr.)
	48	Justin Myer (6-1, 214, Jr.)
Punt Snap	50	Collin Carroll (6-3, 248, r-Jr.)
	67	Joe St. Germain (5-11, 215, Fr.)
FG/PAT Snap	50	Collin Carroll (6-3, 248, r-Jr.)
	67	Joe St. Germain (5-11, 215, Fr.)
FG/PAT Hold	30	Brian Saunders (6-0, 198, r-Sr.)
	19	Danny Coale (6-0, 200, Jr.)

## DEFENSE (4-3)

DE	82	Steven Friday (6-4, 250, r-Sr.)
	42	J.R. Collins (6-2, 254, r-Fr.)
DT	91	John Graves (6-3, 278, r-Sr.)
	98	Derrick Hopkins (6-0, 289, Fr.)
DT	56	Antoine Hopkins (6-1, 302, r-So.)
	53	Dwight Tucker (6-1, 277, r-So.)
DE	33	Chris Drager (6-4, 255, r-Jr.)
	99	James Gayle (6-4, 248, r-Fr.)
ILB	51	Bruce Taylor (6-2, 246, r-So.)
	58	Jack Tyler (6-1, 228, r-Fr.)
ILB	24	Tariq Edwards (6-3, 228, r-Fr.)
	51	Bruce Taylor (6-2, 246, r-So.)
OLB	43	Jeron Gouveia-Winslow (6-2, 207, r-So.)
	28	Alonzo Tweedy (6-2, 188, r-So.)
ROV	2	Davon Morgan (6-0, 196, Sr.)
	26	James Hopper (5-9, 180, r-Fr.)
BC	21	Rashad Carmichael (5-11, 186, r-Sr.)
	9	Cris Hill (5-11, 180, r-Jr.)
FS	15	Eddie Whitley (6-1, 195, Jr.)
	1	Antone Exum (6-0, 219, r-Fr.)
FC	20	Jayron Hosley (5-11, 170, So.)
	17	Kyle Fuller (5-11, 178, Fr.)

KO	48	Justin Myer (6-1, 214, Jr.)
	97	Chris Hazley (6-1, 196, r-Sr.)
KR	4	David Wilson (5-11, 200, So.) and
	20	Jayron Hosley (5-11, 170, So.)
	21	Rashad Carmichael (5-11, 186, r-Sr.)
PR	20	Jayron Hosley (5-11, 170, So.)
	19	Danny Coale (6-0, 200, Jr.)

## HOKIES NUMERICAL ROSTER


1	Antone Exum	FS	32	Darren Evans	TB	64	Jeff Wardach	DE
2	Davon Morgan	ROV	33	Chris Drager	DE	65	Joe St. Germain	SN
3	Logan Thomas	QB	34	Ryan Williams	TB	66	Tyrel Wilson	DE
4	David Wilson	TB	35	Austin Fuller	FL	67	Michael Via	OT
5	Tyrod Taylor	QB	36	Chase Williams	LB	68	Jaymes Brooks	OG
7	Marcus Davis	FL	37	Jacob Sykes	CB	71	Winston Painter	OG
9	Cris Hill	CB	39	Martin Scales	FB	72	Andrew Lanier	OT
12	Ju-Ju Clayton	QB	40	Wiley Brown	ROV	74	Andrew Miller	C
13	Randall Dunn	TE	42	J.R. Collins	DE	75	Greg Nosal	OG
14	Trey Gresh	QB	43	Jeron Gouveia-Winslow	LB	76	David Wang	OG
15	Eddie Whitley	FS	44	Lyndell Gibson	LB	81	Jarrett Boykin	SE
16	Zach Luckett	LB	45	Joey Phillips	FB	82	Steven Friday	DE
17	Kyle Fuller	CB	48	Justin Myer	PK	83	Scott Demler	P
18	D.J. Coles	SE	49	Ron Cooper	FS	85	Rob Stanton	TE
19	Danny Coale	FL	50	Collin Carroll	SN	86	Eric Martin	TE
20	Jayron Hosley	CB	51	Bruce Taylor	LB	88	Andre Smith	TE
21	Rashad Carmichael	CB	53	Dwight Tucker	DT	89	Cody Journell	PK
22	Tony Gregory	TB	54	Nick Becton	OT	91	John Graves	DT
24	Tariq Edwards	LB	55	Isaiah Hamlette	DT	93	Kwamaine Battle	DT
25	Josh Oglesby	FB	56	Antoine Hopkins	DT	95	George George	TE
26	James Hopper	ROV	57	Telvin Clark	LB	96	Josh Eadie	DE
28	Alonzo Tweedy	LB	58	Jack Tyler	LB	97	Chris Hazley	PK
29	Xavier Boyce	SE	60	Beau Warren	C	98	Derrick Hopkins	DT
30	Brian Saunders	P	62	Blake DeChristopher	OT	99	James Gayle	DE
31	Kenny Younger	FB	63	Bo Gentry	C			



# HOKIE PROFILES



Nick Becton



Xavier Boyce



**93**

**KWAMAINE BATTLE**  
 Defensive Tackle • 6-0 • 294 • r-Jr.  
 Spring Hope, N.C.  
 Southern Nash H.S.

Worked his way into the starting lineup at tackle during the preseason ... Saw action on 43 plays during the opener against Boise State ... Was sidelined for the season after he suffered an ACL injury during the first quarter of the James Madison game.

**2010:** Started the first two games at tackle ... Was in on a tackle against Boise State ... Suffered a torn ACL in his left knee in game two versus JMU ... Underwent surgery and was lost for the season.

**Personal:** Ricky Kwamaine Battle ... Born 8/24/89 in Nash County, NC ... Son of Ricky and Karen Battle ... Enrolled in apparel, housing and resource management (residential property management).

Tackles	G	UT	AT	Tot.	Loss	Sacks
2008	6	0	0	0	0- 0	0- 0
2009	11	2	5	7	1.5- 5	0.5- 4
2010	2	0	1	1	0- 0	0- 0
Career	19	2	6	8	1.5- 5	0.5- 4



**54**

**NICK BECTON**  
 Offensive Tackle • 6-6 • 311 • r-So.  
 Wilmington, N.C.  
 New Hanover H.S.

Entered preseason practice as the starting left tackle ... Suffered a setback when he developed turf toe during the preseason ... Missed a lot of valuable work and sat out the first two games ... Comes in every third series to sub for Andrew Lanier at left tackle ... Played in 11 games ... Has seen action on 236 offensive snaps and 287 total snaps ... Has nine knockdown blocks.

**2010:** Battled turf toe for most of preseason camp ... Saw

his first action with 25 snaps against East Carolina ... Played 16 snaps at Boston College with a pair of knockdown blocks ... Added an additional seven plays at NC State ... Worked 20 snaps in the Central Michigan game ... Picked up 33 snaps during the Wake Forest game and another 36 plays against Duke ... Was in on 30 plays against Miami and 17 versus Virginia ... Had three knockdowns over 24 plays in the ACC title game against FSU.

**Personal:** Nicholas Julian Becton ... Born 2/11/90 in Fayetteville, NC ... Son of Nick Becton and Dale Pelsey-Becton ... Majoring in business.



**29**

**XAVIER BOYCE**  
 Split End • 6-4 • 220 • r-So.  
 Virginia Beach, Va.  
 Landstown H.S.

A tall target with a big body ... Plays mostly on special teams, but can be counted on at receiver if needed ... Has played in eight games, catching three passes for 10 yards.

**2010:** Missed the first four games due to a knee injury suffered during preseason practice ... Saw his first action with seven plays on special teams at NC State ... Got in two plays at receiver against Wake Forest and caught a 4-yard pass ... Played 16 downs in the Duke game ... Saw brief action against UNC ... Caught a 6-yard pass for a key first down at Miami ... Started on the kickoff return team late in the season.

**Personal:** Xavier Boyce ... Born 8/17/90 in Norfolk, VA ... Son of Glenda Boyce and the late Glen Boyce, Sr. ... Enrolled in apparel, housing and resource management (consumer studies).

Receiving	G	No.	Yds.	Avg.	TD	LG
2008	3	1	7	7.0	0	7
2009	13	8	88	11.0	1	21
2010	8	2	10	5.0	0	6
Career	24	11	105	9.5	1	21



**81**  
**JARRETT BOYKIN**  
Split End • 6-2 • 215 • Jr.  
Charlotte, N.C. • Butler H.S.

Tech's big-play receiver who started all 13 games ... Leads the team with 48 receptions for 763 yards and six scores ... Averages 15.9 yards per catch ... Is nine receptions away from setting a new school record for career catches ... Has become just the fourth Tech receiver all-time to register 2,000 yards or more receiving.

**2010:** Caught six passes in the opener against Boise State for 102 yards ... Hauled in a 28-yard touchdown pass ... Caught a 9-yard TD pass in the JMU game ... Grabbed three balls for 118 yards against ECU, including a 69-yard TD pass ... Also had three knockdown blocks in that game ... Had a clutch 39-yard catch-and-run for the deciding touchdown during the final minutes of the NC State game ... Caught a personal-best eight balls for 117 yards in the Central Michigan game ... Had a eight more catches against Wake Forest for 62 yards and one touchdown ... Had a 43-yard catch against Duke and finished with two receptions for 48 yards ... Caught five balls for 54 yards in the Georgia Tech game ... Gained 85 yards on three receptions at UNC ... Posted six catches against Virginia for 72 yards ... Had a 19-yard TD catch in the ACC title game on the way to three catches for 35 yards.

**Personal:** Jarrett Boykin ... Born 11/4/89 in Chattanooga, TN ... Son of Aretha and Harold Harrison ... Enrolled in apparel, housing and resource management (consumer studies).

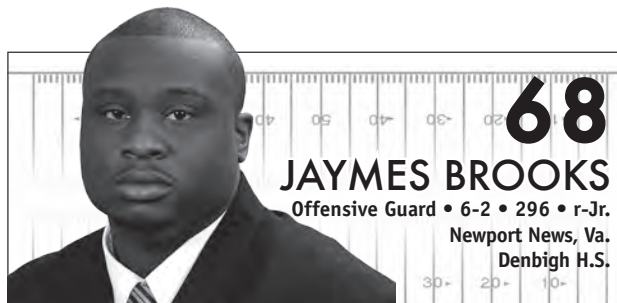
Receiving	G	No.	Yds.	Avg.	TD	LG
2008	14	30	441	14.7	2	41
2009	13	40	835	20.9	5	64
2010	13	48	763	15.9	6	69
Career	40	118	2039	17.3	13	69

Game-by-game stats for each player can be viewed at

**hokiesports.com**

From the main page, find "Football" then "Roster" in the menu at left.

Click on a player's name and find career stats at the top of his bio page. Click on a year to expand to game-by-game view.

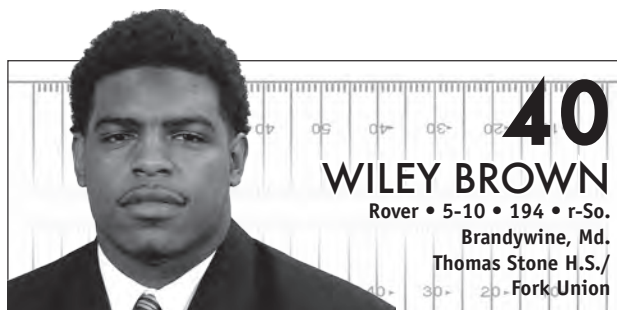


**68**  
**JAYMES BROOKS**  
Offensive Guard • 6-2 • 296 • r-Jr.  
Newport News, Va.  
Denbigh H.S.

A second-team All-ACC selection at guard ... Has started all 13 games, playing 735 offensive snaps and 812 total snaps ... Graded out at 84 percent with 54 knockdown blocks ... Has started 28 straight games.

**2010:** Played every offensive snap in the opener with Boise and had eight knockdown blocks ... Also went the distance against JMU ... Had five knockdowns during the ECU game ... Played all but one snap at BC ... Contributed six knockdown blocks at NC State ... Graded 85 percent with four knockdowns against Wake Forest ... Posted five knockdowns against Duke ... Graded 88 percent in the Georgia Tech game ... Had 55 snaps at UNC ... Contributed five knockdown blocks against Miami ... Turned in a season-high nine knockdowns during the ACC Championship Game against FSU.

**Personal:** Jaymes Marquis Brooks ... Born 7/31/89 in Zweibrucken, Germany ... Son of Marva Brooks ... Enrolled in apparel, housing and resource management (residential property management).




**40**  
**WILEY BROWN**  
Rover • 5-10 • 194 • r-So.  
Brandywine, Md.  
Thomas Stone H.S./  
Fork Union

A standout on special teams for the Hokies ... Plays mostly on kickoff coverage ... Has 11 tackles on special teams this year ... Gives great effort and is usually one of the first players down the field.

**2010:** Worked at rover when practice opened ... Picked up a tackle on special teams against Boise State ... Made two tackles on kickoff returns in the JMU game ... Had two special team tackles against NC State ... Was in on two more tackles on coverage against Wake Forest ... Had a tackle in the Duke game ... Downed a punt inside the 20 and added a tackle on special teams against Georgia Tech ... Had a tackle and a punt downed inside the 10 at UNC ... Collected




Jarrett Boykin




Jaymes Brooks





Rashad Carmichael



Collin Carroll

a tackle on coverage during the win over FSU in the ACC title game.  
**Personal:** Wiley Deacon Brown ... Born 9/30/89 in Washington, DC ... Son of Chuck and Jocelyn Brown ... Brother Nekos was a starting defensive end for the Hokies ... Enrolled in human development.

Tackles	G	UT	AT	Tot.	Loss	Sacks
2010	13	6	5	11	0- 0	0- 0



**21**  
**RASHAD**  
**CARMICHAEL**  
 Cornerback • 5-11 • 186 • r-Sr.  
 Clinton, Md. • Gwynn Park H.S.

The leader of a secondary that ranks second in the country in total interceptions ... Has started and played in 12 games, recording 35 tackles, including 1.5 for loss ... Has four interceptions and seven pass breakups.

**2010:** Was in on five tackles, including one behind the line, during the Boise State game ... Also broke up a pass ... Had two tackles against JMU ... Picked off two passes against East Carolina, returning one 68 yards for a key touchdown ... His performance helped earn him ACC Defensive Back of the Week honors ... Was in on four tackles at BC ... Posted four tackles and broke up a pass at NC State ... Broke up two passes and added four tackles against Central Michigan ... Collected a tackle for loss during the Wake Forest game ... Intercepted a pass against Duke and broke up two other passes ... Insured the win over Georgia Tech with an interception in the end zone during the final seconds ... Returned a kickoff 22 yards against UNC and added three tackles ... Played sparingly at Miami after twisting an ankle early in the game ... Missed the Virginia game ... Returned to action in the second half of the ACC Championship Game against FSU.

**Personal:** Rashad Bernard Carmichael ... Born 9/9/88 in Laurinburg, NC ... Son of the late Bernard Carmichael and Mae Carmichael ... Goes by 'Rock' ... Cousin is former Clemson and former San Francisco 49ers wide receiver Derrick Hamilton ... A 2010 Tech graduate in human development ... Is working toward a second undergraduate major.

Tackles	G	UT	AT	Tot.	Loss	Sacks
2007	14	5	3	8	1- 3	0- 0
2008	14	8	4	12	0- 0	0- 0
2009	13	31	24	55	4- 28	1- 18
2010	12	27	8	35	1.5- 3	0- 0
Career	53	71	39	110	6.5- 34	1- 18

Interceptions	G	No.	Yds.	Avg.	TD	LG	PBU
2007	14	0	0	0.0	0	0	1
2008	14	0	0	0.0	0	0	2
2009	13	6	71	11.8	1	28	6
2010	12	4	87	21.8	1	68	7
Career	53	10	158	15.8	2	68	16




**50**  
**COLLIN CARROLL**  
 Snapper • 6-3 • 248 • r-Jr.  
 Hopkins, Minn. • Edina H.S.

An experienced, dependable performer who has been the primary snapper on special teams for most of the past three seasons ... Has delivered every snap on extra points, field goals and punts for the Hokies during the 2010 season.

**2010:** Started all 13 games for the Hokies ... Snapped for all 21 field goals, 55 PATs and 53 punts this season.

**Personal:** Collin James Carroll ... Born 5/24/89 in Minneapolis, MN ... Son of Jay and Kari Carroll ... Father, Jay, played tight end for the University of Minnesota in the early '80s and played in the NFL with Tampa Bay and Minnesota ... Is the oldest of seven children, with four younger brothers and two younger sisters ... Enrolled in marketing management.



**57**  
**TELVION CLARK**  
 Linebacker • 6-1 • 217 • r-Fr.  
 Norfolk, Va. • Granby H.S.

A reserve linebacker who saw all of his action on special teams ... Played in two games, both on the kickoff coverage squad ... Has worked as a backup at the backer position.

**2010:** Saw his first action against Wake Forest with a pair of plays on special teams ... Had three plays on the kickoff team against Duke.

**Personal:** Telvion Grey Clark ... Born 9/25/90 in North Carolina ... Son of Tonya E. Wade ... Cousin of current Tech offensive lineman Jaymes Brooks.



**12**  
**JU-JU CLAYTON**  
 Quarterback • 6-1 • 220 • r-So.  
 Richmond, Va. • Hermitage H.S.

A valuable member of the team who is a team-player ... Serves as the No. 3 quarterback ... Has dressed for every game and played a valuable role for the coaches on the sidelines.

**2010:** Did not see any action on the field in 2010 ... Helps signal in plays on the sidelines.

**Personal:** Joseph Lee Clayton II ... Born 1/10/90 in Richmond, VA ... Son of Joseph and Debra Clayton ... Goes by "Ju-Ju" ... Majoring in business.

Passing	G	Att-	Comp	Pct.	Yds.	TD	Int
2009	5	5-	1	20.0	80	1	80
2010	0	0-	0	0.0	0	0	0
Career	5	5-	1	20.0	80	1	80



**19**  
**DANNY COALE**  
 Flanker • 6-0 • 200 • r-Jr.  
 Lexington, Va. • Episcopal H.S.

An extremely consistent receiver who is at his best in clutch situations ... Has started all 13 games, catching 32 passes for 640 yards and three scores ... Averages 20.0 yards per reception, seventh-best in the country ... Also serves as the No. 2 punt returner and plays on several special teams as well.

**2010:** Had a 7-yard reception in game one against Boise State and caught three balls for 52 yards against JMU ... Hauled in three passes for 91 yards at Boston College ... Grabbed five passes for 103 yards against Wake Forest ... Had a 25-yard TD catch against the Deacons ... Caught two passes for 51 yards in the Duke game and also returned a punt for 11 yards ... Had two catches for 26 yards in the Georgia Tech game ... Caught a pair of passes for 52 yards in the win over UNC ... Hauled in a 43-yard TD catch at Miami and finished the game with four catches for 83 yards ... Posted a career-best 143 receiving yards in the ACC title game against Florida State ... Had six catches, including one for a 46-yard touchdown, in that game.

**Personal:** Daniel Kinsman Coale ... Born 6/27/88 in Lexington, VA ... Son of Jimmy and Kathy Coale ... Majoring in finance.

Receiving	G	No.	Yds.	Avg.	TD	LG
2008	14	36	408	11.3	0	35
2009	13	30	614	20.5	2	81
2010	13	32	640	20.0	3	59
Career	40	98	1662	17.0	5	81



**18**  
**D.J. COLES**  
 Split End • 6-3 • 225 • So.  
 Maidens, Va.  
 Goochland H.S./Fork Union

Has been slowed by injury late in the season ... Has excellent size and speed to go with a lot of promise ... Has played in eight games, catching three passes for 27 yards.

**2010:** Saw some special teams duty during the first two games ... Picked up 11 snaps at receiver against ECU ... Played on special teams at BC ... Caught two passes for 16 yards in the NC State game and added a knockdown block ... Caught a pass for 11 yards against Central Michigan ... Was injured in practice before the Wake Forest game and was lost for three games ... Returned for a play on special teams at Miami ... Saw brief time at receiver against Virginia.

**Personal:** Donald Maurice Coles, Jr. ... Born 9/29/89 in Henrico, VA ... Son of Donald and VeeAnne Coles ... Enrolled in university studies.


Receiving	G	No.	Yds.	Avg.	TD	LG
2010	8	3	27	9.0	0	14




**42**  
**J.R. COLLINS**  
 Defensive End • 6-2 • 254 • r-Fr.  
 Stafford, Va.  
 Brooke Point H.S.

A No. 2 defensive end who sees a lot of action ... Has played in 12 games, starting one ... Has 24 tackles, including 6.5 for loss and five sacks ... Also has a fumble recovery.

**2010:** Got his first action with 26 snaps against Boise State ...




Danny Coale



J.R. Collins





Marcus Davis



Blake DeChristopher

Recovered a fumble ... Started and had three tackles and a hurry in the JMU game ... Was in on four tackles in the ECU game ... Picked up a tackle in 14 plays against NC State ... Contributed seven tackles, 1.5 sacks and three hurries while playing 36 downs against Central Michigan ... Had a sack for a 6-yard loss in the Wake Forest game ... Also picked up a sack while playing 18 snaps against Duke ... Had 40 plays at UNC with two tackles, including one behind the line ... Was in on two sacks during the Virginia game ... Added a tackle against FSU in the ACC Championship.

**Personal:** Lanford Lawrence Collins, Jr. ... Born 2/22/91 ... Son of Lanford and Connie Collins ... Enrolled in university studies.

Tackles	G	UT	AT	Tot.	Loss	Sacks
2010	12	12	12	24	6.5- 26	5- 24

**49**  
**RON COOPER**  
 Free Safety • 5-10 • 189 • r-Sr.  
 Richmond, Va.  
 Meadowbrook H.S.

A walk-on who has put in his time on the scout team over the years ... Finally got to dress for a few home games this year and saw his first career action on Senior Day.

**2010:** After years of waiting, got into his first collegiate game against Virginia on Senior Day, playing on kickoff coverage ... Was given the duties again for the ACC Championship game against Florida State.

**Personal:** Ronald Cooper ... Born 12/28/87 in Richmond, VA ... Son of Frederick and Angelia Cooper ... Majoring in sociology.

**7**  
**MARCUS DAVIS**  
 Flanker • 6-4 • 229 • r-So.  
 Virginia Beach, Va.  
 Ocean Lakes H.S.

A big, tall athlete with speed and talent who has come a long way since first moving to receiver for the last two weeks of 2009 spring practice ... Has played in all 13 games, starting two ... Has 18 catches for 228 yards and two touchdowns this season.

**2010:** Caught a 24-yard pass during the Boise State game ... Had a catch for 4 yards at BC ... Added a pair of receptions at NC State for 11 yards ... Contributed an 12-yard catch against Central Michigan ... Picked up 12 yards on a reverse against Wake Forest ... Had a personal-best six catches against Duke for 64 yards ... Caught two touchdown passes in the third quarter at UNC and finished with four catches for 81 yards ... Played 32 snaps against Virginia ... Made two catches in the ACC title game against Florida State, including a leaping first-down grab.

**Personal:** Marcus Darnell Davis ... Born 12/21/89 in Virginia Beach, VA ... Son of Wilford and Lillian Tann ... Enrolled in human development.

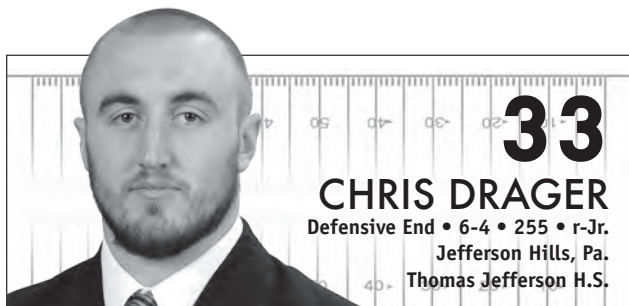
Receiving	G	No.	Yds.	Avg.	TD	LG
2009	12	5	125	25.0	1	80
2010	13	18	228	12.7	2	46
Career	25	23	353	15.3	3	80

**62**  
**BLAKE DeCHRISTOPHER**  
 Offensive Tackle • 6-5 • 320 • r-Jr.  
 Midlothian, Va. • Clover Hill H.S.

A second-team All-ACC selection at tackle ... Has started all 13 games, playing 815 offensive snaps and 884 total snaps ... Graded out at 83 percent with a team-leading 59 knockdown blocks ... Also started on the extra point and field goal unit.

**2010:** Went the distance at right tackle in the opening game ... Also played every offensive snap against JMU ... Posted 10 knockdowns in the ECU game ... Played every snap at BC with four knockdowns ... Led the team with eight knockdowns against NC State ... Had six more against Central Michigan ... Worked 70 plays against Wake Forest ... Played all the offensive snaps against Georgia Tech with five knockdowns ... Graded out at 88 percent against UNC with three knockdowns ... Also graded 88 percent at Miami with six knockdown blocks ... Picked up four knockdowns against Virginia ... Collected seven knockdown blocks in the ACC title game against FSU and graded out at 87 percent.

**Personal:** Blake Edward DeChristopher ... Born 9/8/88 at Dover AFB, DE ... Son of Robert and Renee DeChristopher ... Enrolled in sociology.



Picked up where he left off coming out of spring practice and had a solid year at defensive end ... Has played in and started 11 games ... Has 31 tackles, including 4.5 for loss and two sacks ... Also has four pass breakups, 20 QB hurries, one fumble recovery and two forced fumbles ... A converted tight end who made steady progress as a top backup at end in 2009.

**2010:** Picked up three tackles and a quarterback hurry against Boise State ... Missed the JMU game with a knee injury, but returned and played 40 plays against East Carolina ... Returned to the starting lineup at BC ... Forced and recovered a fumble with a QB sack ... In on three tackles at NC State ... Had a tackle for loss, two total tackles, two hurries and a pair of passes batted down in the Wake Forest game ... Collected three tackles, three hurries and one pass breakup against Duke ... Had four tackles and three QB hurries before being knocked out of the Georgia Tech game ... Sat out the UNC game ... Returned to the starting lineup at Miami and had five tackles, a forced fumble and three QB hurries ... Registered four tackles, including a sack, in the Virginia game ... Had four tackles, including 1.5 for loss, in the championship game against FSU.

**Personal:** Christopher John Drager ... Born 8/23/88 in Pittsburgh, PA ... Son of John and Melanie Drager ... His older brother, Jon, played at Kent State and faced the Hokies in 2006 ... A 2010 Tech graduate in human nutrition, foods and exercise ... Is currently in the Master's program.

Tackles	G	UT	AT	Tot.	Loss	Sacks
2008	14	2	1	3	0- 0	0- 0
2009	13	12	10	22	6.5- 38	2.5- 24
2010	11	18	13	31	4.5- 11	2- 8
Career	38	32	24	56	11.0- 49	4.5- 32



A good athlete with size who helps provide depth at the defensive end positions ... Coaches love his attitude and work ethic ... Has played in 10 games, mostly on special teams ... Has a tackle, including half a sack.


**2010:** Saw some starting time on the kickoff return team ... Was in on seven special team plays in the Boise State game and eight against ECU ... Saw special team duty at NC State ... Shared a sack while playing seven plays at end against Central Michigan ... Was in for three defensive plays against Duke and four against Virginia.

**Personal:** Josh Eadie ... Born 2/18/88 in Lynchburg, VA ... Son of Jim and Gay Eadie ... Majoring in industrial design.



Will take over as the starter for the Discover Orange Bowl with Lyndell Gibson out for the game ... Has seen action in all 13 games ... Has 21 tackles on the season ... Also has an interception, a fumble recovery and a forced fumble.


**2010:** Played on special teams in the Boise State game ... Had a tackle on a kickoff against JMU and downed a punt inside the 10-yard line ... Worked 11 special team plays against ECU and saw brief duty at linebacker ... Had a tackle on special teams at Boston College ... Picked up 14 special team plays against NC State ... Was in for 14 plays at linebacker against Central Michigan, collecting four tackles and a QB hurry ... Was in on a tackle while playing 11 plays on special teams against Wake Forest ... Contributed four tackles and forced a fumble while playing 24 snaps at linebacker against Duke ... Worked nine plays at linebacker and 12 on special teams at UNC, posting a pair of tackles ... Picked off a pass in the final minutes against Miami ... Also recovered a fumble and had a pair of tackles in that game ... Collected three tackles and a QB







Darren Evans



Steven Friday

hurry in the Virginia game ... Saw a lot of time (35 plays) in the FSU game, contributing a pair of tackles.

**Personal:** Tariq Edwards ... Born 5/1/91 in Cheraw, SC ... Son of Bo and Felicia Campbell ... Father is a former Hokie football player (1989-92 letterwinner) ... Enrolled in university studies.

Tackles	G	UT	AT	Tot.	Loss	Sacks	
2010	13	11	10	21	0- 0	0- 0	
Interceptions	G	No.	Yds.	Avg.	TD	LG	PBU
2010	13	1	5	5.0	0	5	0



**32**  
**DARREN EVANS**

Tailback • 6-0 • 220 • r-Jr.  
Indianapolis, Ind.  
Warren Central H.S.

A bruising runner who returned to the Tech tailback fold after missing all last season with a knee injury ... Leads the Hokies with 817 yards rushing and 11 touchdowns ... Was named MVP of Tech's win over Cincinnati in the Orange Bowl ... Shares the load of carries with Ryan Williams and David Wilson selflessly.

**2010:** Got three carries for 12 yards against Boise State in his first action since the 2008 season ... Gained 91 yards on just 10 carries against East Carolina ... Scored on a 7-yard run ... Scored the Hokies' lone TD in the win at BC ... Averaged 10.7 yards a carry at NC State, picking up 160 yards on 15 carries and rushing for two TDs ... Had a 6-yard TD run against Central Michigan ... Rushed for three touchdowns in the win over Wake Forest ... Scored on a 2-yard run in the Duke game ... Picked up 68 yards on 15 carries against Georgia Tech and caught a 7-yard pass ... Rushed for 90 yards on 14 carries at UNC ... Gained 73 yards on 14 carries against Miami ... Picked up 70 yards and a touchdown on 13 carries in the Virginia game and caught a 17-yard pass ... Broke a 51-yard run against FSU in the ACC title game and followed it with a 9-yard touchdown burst.

**Personal:** Darren Evans ... Born 11/9/88 in Indianapolis, IN ... Son of Darren and Shirley Evans ... Is studying sociology ... Is married to the former Taneesha Lange.

Rushing	G	No.	Yds.	Avg.	TD	LG
2008	14	287	1265	4.3	11	50
2010	13	139	817	5.9	11	54
Career	27	426	2082	4.9	22	54
Receiving	G	No.	Yds.	Avg.	TD	LG
2008	14	17	117	6.9	0	14
2010	13	9	100	11.1	0	30
Career	27	26	217	8.3	0	30



**1**  
**ANTONE EXUM**

Free Safety • 5-11 • 219 • r-Fr.  
Glen Allen, Va. • Deep Run H.S.

A promising young player with great physical ability ... The back-up free safety who also can play in the nickel package ... Has played in all 13 games, starting five ... Has 45 tackles, including 1.5 for loss ... Also has nine pass breakups and a forced fumble.

**2010:** Had a tackle and broke up a pass in his debut against Boise State ... Saw special teams duty in the JMU game ... Started in the ECU game and was in on 10 tackles ... Posted six tackles at BC ... Played 60 downs on defense against NC State, breaking up four passes and making three tackles ... Had three tackles and two breakups in the Central Michigan game ... Collected four tackles, including one for a loss, during the Wake Forest game ... Started and played 70 snaps against Duke, garnering seven tackles and a break up ... Started at UNC and collected three tackles and three QB hurries during 39 plays ... Played 28 snaps at Miami and was in on a pair of tackles ... Had two tackles, a pass breakup and caused a fumble in the Virginia game ... Contributed three tackles during the win over Florida State.

**Personal:** Antone Chavez Exum ... Born 2/27/91 in Richmond, VA ... Son of Antone, Sr., and Barbara Exum ... Enrolled in finance.

Tackles	G	UT	AT	Tot.	Loss	Sacks	PBU
2010	13	28	17	45	1.5- 3	0- 0	9



**82**  
**STEVEN FRIDAY**

Defensive End • 6-4 • 250 • r-Sr.  
Hampton, Va. • Phoebus H.S.

A second-team All-ACC selection on the defensive line ... Emerged as a playmaker ... Leads the team with 8.5 sacks ... Has started all 13 games, recording 64 tackles, including 15 for loss

... Also has two forced fumbles ... Has played a major role for the Hokies.

**2010:** Made his first start in the Boise game ... Contributed a sack and two tackles ... Had a sack and shared a tackle for loss during a seven-tackle showing against JMU ... Registered a pair of sacks and forced a fumble in the Boston College game ... Had five tackles, including one for a loss at NC State ... Was in on six tackles, one for a loss, against Central Michigan ... Had two hurries and four tackles in the Wake Forest game ... Picked up four hurries in the Duke game ... Piled up a career-high 12 tackles and a sack in the Georgia Tech game ... Shared a sack, was in on six tackles and had two hurries at UNC ... Had four tackles against Miami with three going for losses, including two QB sacks ... Also broke up a pass and had three hurries ... Posted five tackles against Virginia ... Contributed a sack among his three tackles in the ACC title tilt versus FSU.

**Personal:** Steven J. Friday ... Born 8/9/86 in Melbourne, FL ... Son of Cynthia and Delmont Friday ... A 2010 Tech graduate in apparel, housing and resource management (residential property management) ... Is taking classes toward a second undergraduate major.

Tackles	G	UT	AT	Tot.	Loss	Sacks
2007	3	1	1	2	0- 0	0- 0
2008	9	2	4	6	0- 0	0- 0
2009	12	4	7	11	3.5- 15	3.5- 15
2010	13	36	28	64	15- 85	8.5- 59
Career	37	43	40	83	18.5- 100	12.0- 74



Helps provide quality depth at the receiver positions ... An outstanding athlete who is versatile ... Also contributes on special teams ... Has played in 10 games, recording an 11-yard catch.

**2010:** Picked up seven special team plays in the Boise State game and four more against JMU ... Saw brief duty at receiver in the East Carolina game ... Played 13 snaps at receiver against Wake Forest and had a knockdown block ... Caught an 11-yard pass while

playing 24 snaps at receiver against Duke ... Played seven snaps at receiver and six on special teams in the UNC game ... Was in for 29 offensive plays and five special team plays against Miami.

**Personal:** George Austin Fuller ... Born 9/12/89 in Carrollton, TX ... Son of Anne and Greg Mance and George Fuller ... Enrolled in human development.

Receiving	G	No.	Yds.	Avg.	TD	LG
2010	10	1	11	11.0	0	11




One of two true freshmen to play this year ... Has seen action in all 13 games, starting six ... Can play the boundary or field corner, and in the nickel package ... A starter on special teams ... Has recorded 32 tackles, including four for loss ... Also has six pass breakups and a forced fumble.


**2010:** Worked 10 special team plays in each of the Hokies' first two games ... Drew a start in the ECU game and contributed a pair of tackles ... Was in on a tackle at BC ... Saw action on special teams at NC State ... Was in on 15 defensive plays and picked up a tackle against Central Michigan ... Saw action on 13 plays in the Wake Forest game and contributed a pair of tackles ... Played 70 snaps in a start against Duke and had five tackles and a breakup ... Started in the Georgia Tech game, contributing five tackles and a pass breakup over 61 plays ... Also started at Miami where he had five tackles, a TFL, forced a fumble and broke up a pass ... Had a career-high 10 tackles, including three behind the line, and two pass breakups in a start against Virginia ... Also started in the ACC title game against FSU.

**Personal:** Kyle Brandon Fuller ... Born 2/16/92 in Baltimore, MD ... Son of Vincent Fuller and Nina Dorsey-Fuller ... Brother of former Hokie and current Tennessee Titan Vincent Fuller.


Tackles	G	UT	AT	Tot.	Loss	Sacks	PBU
2010	13	22	10	32	4- 8	0- 0	6







James Gayle



Lyndell Gibson

**99**  
**JAMES GAYLE**  
 Defensive End • 6-4 • 248 • r-Fr.  
 Hampton, Va. • Bethel H.S.

A No. 2 defensive end who played in all 13 games ... Has started two contests ... Named the top defensive newcomer on the team during the spring ... Has 13 tackles, including 6.5 for loss and four sacks ... Also has a fumble recovery.

**2010:** Played briefly at end in the Boise and JMU games ... Started the ECU game for injured starter Chris Drager ... Had three tackles behind the line, including a sack, against Boston College ... Picked up a QB hurry in limited action at NC State ... Posted a sack, another tackle behind the line, two QB hurries and three tackles during 45 plays against Central Michigan ... Picked up a tackle in brief action against Georgia Tech ... Started at UNC and collected two sacks and six total tackles ... Played just 10 snaps at Miami, but had two QB hurries ... Picked up 12 plays in the ACC title game against FSU.

**Personal:** James Rashaan Gayle ... Born 2/15/91 in Los Angeles, CA ... Son of James and Michelle Gayle ... Enrolled in university studies.

Tackles	G	UT	AT	Tot.	Loss	Sacks
2010	13	3	13	16	6.5- 23	4- 18

**63**  
**BO GENTRY**  
 Center • 5-8 • 237 • r-So.  
 Blacksburg, Va.  
 Blacksburg H.S.

Provides depth at center ... Has played in three games in end-of-game situations ... Works hard in the weight room and on the football field.

**2010:** Got in for four snaps at center during the East Carolina game ... Played three snaps in the Wake Forest game ... Worked 16 snaps with two knockdown blocks against Duke.

**Personal:** Roy Christopher Gentry ... Born 6/17/90 in Blacksburg, VA ... Son of Mike Gentry and Louise Matthews Morris ... His father, Mike, is Tech's assistant director of athletics for athletic performance ... Is studying finance.

**95**  
**GEORGE GEORGE**  
 Tight End • 6-4 • 266 • r-So.  
 Salem, Va. • Salem H.S.

Helps the Hokies as a tight end on the scout team ... Has seen action in three games this season ... A hard worker who gives top effort.

**2010:** Saw his first action of the season at NC State with four plays on special teams ... Worked four plays at tight end against Wake Forest and two in the Duke game.

**Personal:** George D. George III ... Born 8/1/90 in Salem, VA ... Son of George, Jr. and Becky George ... His father was a Tech football player under Coach Jimmy Sharpe ... Majoring in finance.

**44**  
**LYNDELL GIBSON**  
 Linebacker • 5-11 • 232 • r-So.  
 Virginia Beach, Va.  
 Salem H.S.

Will miss the Orange Bowl game after suffering a broken shoulder late in the first half of the ACC title game against Florida State ... Started the previous 18 games, including all 13 this year ... Worked his way from a backup role at the backer position to the starting lineup for the last five games of the 2009 season ... Has 66 tackles this season, including six for loss and two sacks ... Also has a pass breakup, a fumble recovery and a forced fumble.

**2010:** Recovered a fumble and registered three tackles against Boise State ... Had six tackles and forced a fumble in the JMU game ... Posted 10 tackles, including a sack and an additional tackle behind the line ... Also broke up a pass and had two QB hurries ... Had four tackles and a pair of hurries at BC ... Contributed a sack and seven tackles during the win at NC State ... Had a tackle for loss against Duke ... Posted seven tackles and a tackle behind the line in the Georgia Tech game ... Was in on eight tackles at UNC ... Registered four tackles against Miami and five versus Virginia ... Had five tackles in the ACC Championship Game against FSU before his shoulder injury.

**Personal:** Lyndell Gibson ... Born 7/5/90 in Cleveland, OH ... Son of Lyedell and Vernetta Gibson ... Enrolled in apparel, housing and resource management.

Tackles	G	UT	AT	Tot.	Loss	Sacks
2009	12	17	36	53	2.5- 10	0.5- 6
2010	13	34	32	66	6- 24	2- 19
Career	25	51	68	119	8.5- 34	2.5- 25



**43**  
**JERON**  
**GOUVEIA-WINSLOW**  
Linebacker • 6-2 • 207 • r-So.  
Ashburn, Va. • Stone Bridge H.S.

Has had an up-and-down year at the whip linebacker spot, but stayed positive throughout the season ... Has played in all 13 games, starting six, and compiling 39 tackles, including one for loss ... Also has two interceptions and a forced fumble ... Starts on five special team units.

**2010:** Tied for the team lead with seven tackles against Boise State ... Added six tackles against JMU ... Intercepted a pass at Boston College ... Had four tackles against NC State ... Was in on 41 plays against Central Michigan with five tackles and a QB hurry ... Played 16 downs in the Wake Forest game ... Caused a fourth-quarter fumble at the goal-line to help preserve the win at UNC ... Picked up five tackles, one for a loss, in the Miami game ... Had six tackles against Virginia ... Grabbed a deflected pass against FSU and returned it 24 yards for the Hokies' first touchdown in the ACC Championship Game.

**Personal:** Jeron Kaulana Gouveia-Winslow ... Born 2/21/90 in Fairfax, VA ... Son of Tommy and Loree Winslow ... Is studying hospitality and tourism management.

Tackles	G	UT	AT	Tot.	Loss	Sacks
2010	13	21	18	39	1- 4	0- 0

Interceptions	G	No.	Yds.	Avg.	TD	LG	PBU
2010	13	2	24	12.0	1	24	1



**91**  
**JOHN GRAVES**  
Defensive Tackle • 6-3 • 278 • r-Sr.  
Richmond, Va.  
Meadowbrook H.S.

A second-team All-ACC selection at the defensive tackle spot ... Entered the season as the only returning starter along the defensive line ... Has started all 13 games this year, recording 35 tackles, including 4.5 for loss and half a sack ... A senior leader on a young defense.

**2010:** Had four tackles, including 1.5 for loss, in the season opener ... Was in on a tackle for loss and four total tackles against JMU ... Had three tackles and two hurries in the ECU game ... Picked up a tackle for loss against BC ... Shared a TFL on the way to three tackles and two hurries at NC State ... Had three hurries against Central Michigan ... Collected nine tackles in the Georgia Tech game ... Had six tackles and shared a sack at UNC ... Had a hurry and a pair of tackles against Virginia ... Stopped a big fourth-down try by Florida State during the fourth quarter of the ACC title game.


**Personal:** John Walter Graves ... Born 6/25/87 in Richmond, VA ... Son of John and Joyce Graves ... Graduated with a degree in psychology and sociology in December ... Working on a third undergraduate major.

Tackles	G	UT	AT	Tot.	Loss	Sacks
2007	14	6	5	11	2.5- 4	0- 0
2008	14	15	11	26	4- 8	0- 0
2009	13	6	9	15	2- 10	1- 7
2010	13	12	23	35	4- 13	0.5- 4
Career	54	39	48	87	12.5- 35	1.5- 11




**22**  
**TONY GREGORY**  
Tailback • 6-0 • 182 • r-Fr.  
Virginia Beach, Va.  
First Colonial H.S./Fork Union

One of the fastest players on the team ... Saw action in 10 games, mostly on special teams ... Had 23 carries for 102 yards ...



Jeron Gouveia-Winslow



John Graves





Chris Hazley



Cris Hill

Tore his ACL in the North Carolina game on punt coverage.

**2010:** Saw brief special team action against Boise State and JMU ... Got his first duty on offense against ECU and rushed for 29 yards on four carries ... Picked up three carries against Central Michigan for 3 yards ... Rushed seven times for 34 yards in the Wake Forest game ... Ran for 36 yards on nine carries against Duke ... Played on special teams against GT ... Injured his knee late in the second quarter at UNC while playing on punt coverage ... Was lost for the season with a torn ACL.

**Personal:** Tony Larray Gregory ... Born 7/25/89 in Virginia Beach, VA ... Son of Sarah Gregory and Anthony Johnson ... Enrolled in human development.

Rushing	G	No.	Yds.	Avg.	TD	LG
2010	10	23	102	4.4	0	24

**55**  
**ISAIAH HAMLETTE**  
 Defensive Tackle • 6-4 • 270 • r-So.  
 Stafford, Va. • Brooke Point H.S.

A reserve defensive tackle who played in just two games ... Made the move from end to tackle in the offseason ... Has a great frame and has gotten bigger.

**2010:** Was slowed by a high ankle sprain early ... Saw his first action against Central Michigan with six plays ... Picked up eight plays at tackle in the Duke game.

**Personal:** Isaiah David Hamlette ... Born 3/20/90 in Oklahoma ... Son of John and Diane Hamlette ... A psychology and sociology major.

**97**  
**CHRIS HAZLEY**  
 Place-kicker • 6-1 • 196 • r-Sr.  
 West Chester, Pa.  
 Henderson H.S.

A second-team All-America kicker as named by Rivals ... Named first-team All-ACC ... Has made 20 field goals in a row

heading into the bowl game, a new single-season school record ... Is a perfect 7-for-7 on field goals of 40 yards or longer with a long of 52 yards ... Has converted 52 of 55 PATs ... Falls in line with the kickers Tech has had the past three seasons.

**2010:** Was 1-for-2 in field goals to start the season missing a 34-yarder and then making a 34-yarder in the Boise State game ... Converted all three of his field goal attempts against JMU, including a 41-yarder ... Booted four field goals, including a 45-yarder, in the win over Boston College, helping him earn ACC Special Teams Player of the Week honors ... Did not attempt a field goal at NC State ... Contributed a 30-yard field goal against Central Michigan and a 33-yarder in the Wake Forest game ... Was 3-for-3 on field goals in the Duke game ... Made four field goals, including a career long 52-yarder, at UNC ... Booted a 49-yard field goal into the wind at Miami to set a season record for consecutive field goals made in a season ... Connected from 40 yards out in his only field goal try against Virginia ... Put the ACC title game out of reach with a 42-yard boot in the fourth quarter against FSU.

**Personal:** Christopher John Hazley ... Born 8/9/87 in Bryn Mawr, PA ... Son of Michael and Christine Hazley ... A 2010 Tech graduate in marketing management ... Is taking classes toward a second undergraduate major.

**9**  
**CRIS HILL**  
 Cornerback • 5-11 • 180 • r-Jr.  
 Richmond, Va.  
 Highland Springs H.S.

A backup at both cornerback spots ... An important special teams member who has starts on the Pride and Joy unit and can play on other teams as well ... Has played in 10 games, recording five tackles.

**2010:** Spent some time at cornerback and some time on special teams during the Boise State game ... Saw all his action on special teams against JMU and ECU ... Played six snaps at corner and 11 on special teams during the BC game ... Had a tackle on special teams at NC State ... Worked 13 plays at corner against Central Michigan, collecting a tackle and a pass break up ... Saw some action at corner against Wake Forest and had a tackle ... Also played 13 special team plays in that game ... Collected two tackles and a broke up a pass during 27 plays in the Duke game ... Had nine plays on special teams against Georgia Tech before getting sidelined by an ankle injury ... Missed the UNC, Miami and Virginia games ... Got four defensive snaps.

**Personal:** Christopher Aaron Hill ... Born 8/29/89 in Richmond, VA ... Son of Ed and Emma Hill ... Enrolled in apparel, housing and resource management.

Tackles	G	UT	AT	Tot.	Loss	Sacks
2008	14	9	6	15	0- 0	0- 0
2009	13	7	4	11	0.5- 1	0- 0
2010	10	4	1	5	0- 0	0- 0
Career	37	20	11	31	0.5- 1	0- 0

Interceptions	G	No.	Yds.	Avg.	TD	LG	PBU
2008	14	0	0	0.0	0	0	0
2009	13	0	0	0.0	0	0	1
2010	10	0	0	0.0	0	0	2
Career	37	0	0	0.0	0	0	3



**56**

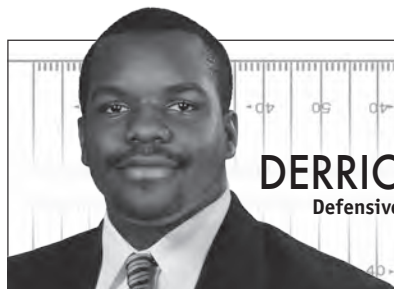
**ANTOINE HOPKINS**  
 Defensive Tackle • 6-1 • 302 • r-So.  
 Highland Springs, Va.  
 Highland Springs H.S.

Took over as the starter at defensive tackle when Kwamaine Battle went down early ... Started the last 11 games ... Has been a pivotal player for the Hokies, playing in all 13 games ... Has recorded 43 tackles, including six for loss and two sacks.

**2010:** Came off the bench in the first two games, playing 12 defensive downs against Boise and 44 versus JMU ... Had four tackles including a sack against the Dukes ... Moved into the starting lineup for the ECU game and had four tackles, a hurry and a pass batted down ... Had two tackles for loss and four total tackles in the NC State game ... Made four tackles against CMU, including one behind the line ... Picked up a sack against Duke ... Recorded a personal-best 10 tackles in the Georgia Tech game ... Was in on four tackles at UNC ... Had a tackle for loss and three total tackles in the Miami game ... Shared a sack on the way to four tackles in the Virginia game ... Had two tackles in the ACC title game.

**Personal:** Antoine M. Hopkins ... Born 1/26/90 in Richmond, VA ... Son of Gary and Jackie Hopkins ... Brother Derrick is a freshman on the team this year ... Enrolled in human development.

Tackles	G	UT	AT	Tot.	Loss	Sacks
2009	13	3	13	16	1- 2	0.5- 1
2010	13	17	26	43	6- 25	2- 17
Career	26	20	39	59	7- 27	2.5- 18



**98**

**DERRICK HOPKINS**  
 Defensive Tackle • 6-0 • 289 • Fr.  
 Highland Springs, Va.  
 Highland Springs H.S.

One of two true freshmen to play this year for the Hokies ... Serves as a backup defensive tackle ... Has played in 12 games ... Has nine tackles, including 1.5 sacks and a fumble recovery.

**2010:** Saw his first collegiate action with seven plays against Boise State ... Played 25 downs in the ECU game and posted a sack and two tackles ... Worked 19 snaps against BC ... Had a tackle and two QB hurries during 14 plays at NC State ... Got 19 snaps on defense against Central Michigan ... Picked up a tackle against Wake Forest ... Was in on 16 plays in the Duke game with a tackle ... Played briefly against Georgia Tech ... Picked up a tackle in the UNC game ... Recovered a fumble on his first play against Miami and made two tackles ... Shared a sack against Virginia.

**Personal:** Derrick A. Hopkins ... Born 12/16/91 ... Son of Gary and Jackie Hopkins ... Brother of current Hokie Antoine Hopkins.

Tackles	G	UT	AT	Tot.	Loss	Sacks
2010	12	6	3	9	1.5- 7	1.5- 7




**26**


**JAMES HOPPER**  
 Rover • 5-9 • 180 • r-Fr.  
 Fayetteville, N.C.  
 Seventy-First H.S.

A steady guy on the kickoff coverage team ... A tough player who will throw his body around ... Also serves as the backup rover ... Has played in 11 games, recording 10 tackles and a pass breakup.

**2010:** Saw his first action in the ECU game, including four plays at rover and eight on special teams ... Also saw brief time at rover against Boston College and contributed a tackle ... Was in on a tackle on special teams at NC State ... Recorded a tackle while working 14 plays at rover and nine on special teams against Central Michigan ... Played on special teams against Wake Forest ... Broke up a pass against Duke while playing 12 plays ... Picked up four plays on defense and six on special teams in the GT game ... Had



Antoine Hopkins



Derrick Hopkins





Jayron Hosley



Andrew Lanier

a tackle on defense at UNC ... Turned in a pair of special team tackles against Miami ... Picked up a tackle while playing 14 plays on defense against Virginia ... Added a pair of tackles in the win over Florida State.

**Personal:** James G. Hopper ... Born 2/28/91 in Ansbach, Germany ... Son of John and Tracy Hoff ... Enrolled in human development.

Tackles	G	UT	AT	Tot.	Loss	Sacks
2010	11	5	5	10	0- 0	0- 0

Interceptions	G	No.	Yds.	Avg.	TD	LG	PBU
2010	11	0	0	0.0	0	0	1



20

**JAYRON HOSLEY**

Cornerback • 5-11 • 170 • So.  
Delray Beach, Fla.  
Atlantic H.S.

A first-team All-American as named by the Walter Camp Foundation ... Also named first-team All-ACC as a cornerback ... Is tied for the national lead in interceptions with eight and leads the country in interceptions per game (.67) ... The top guy at the field corner position ... A playmaker on the ball and a very good tackler ... Has played in 12 games, recording 37 tackles, including one for loss, and seven pass breakups.

**2010:** Turned in three tackles during the opener with Boise State ... Played every defensive down against JMU ... Posted four tackles, a break up and an interception against Boston College ... Won national honors after posting six tackles, four pass break ups and three interceptions at NC State ... Was also named the ACC's Defensive Back of the Week after the NCSU game ... Clinched the win with his final interception, which he return 42 yards to set up an insurance touchdown ... Returned a punt 80 yards for a touchdown against Central Michigan ... Posted four tackles, one for a loss, and turned in a 58-yard punt return in the Wake Forest game ... Had a 61-yard punt return against Duke and intercepted a pass ... Picked off two more passes during the fourth quarter of the UNC game to earn ACC weekly honors again ... Collected nine tackles and posted a crucial fourth-quarter interception and 32-

yard return at Miami ... Returned a kickoff 50 yards in the Virginia game ... Added a 34-yard return and a pair of tackles in the ACC Championship Game.

**Personal:** Jayron Todd Hosley ... Born 9/18/90 in Boynton Beach, FL ... Son of Beverly Hosley ... Enrolled in university studies.

Tackles	G	UT	AT	Tot.	Loss	Sacks
2009	13	6	5	11	1.5- 8	1- 7
2010	12	32	5	37	1- 2	0- 0
Career	25	38	10	48	2.5- 10	1- 7

Punt Ret.	G	No.	Yds.	Avg.	TD	LG
2009	13	31	348	11.2	1	64
2010	12	19	239	12.6	1	80
Career	25	50	587	11.7	2	80

Interceptions	G	No.	Yds.	Avg.	TD	LG	PBU
2009	13	0	0	0.0	0	0	2
2010	12	8	110	13.8	0	42	7
Career	25	8	110	13.8	0	42	9



72

**ANDREW LANIER**

Offensive Tackle • 6-5 • 275 • r-Jr.  
Moore, S.C. • Dorman H.S.

Entered camp as the No. 2 left tackle but took over the top spot when Nick Becton came down with turf toe ... Flourished in his first season as a starter ... Has started all 13 games and playing 629 offensive snaps and 707 total snaps ... Has graded out at 82 percent with 48 knockdowns.

**2010:** Moved into the starting lineup at left tackle when Nick Becton was sidelined during preseason practice ... Started and played every offensive snap against Boise State and JMU ... Had six knockdown blocks during the ECU game and six more at NC State ... Played 31 snaps at Miami with three knockdowns ... Had a team-high six knockdowns during the Virginia game ... Had a season-high for the O-line with 14 knockdown blocks during the ACC title game against FSU.

**Personal:** Andrew William Lanier ... Born 2/14/89 in Springfield, TN ... Son of David and Cathy Lanier ... Enrolled in sociology.



**16**  
**ZACH LUCKETT**  
Linebacker • 6-3 • 216 • r-Sr.  
Mays Landing, N.J.  
Holy Spirit H.S.

Played a key role on the kick coverage teams all season ... Serves as the gunner on the Pride team and also plays on kickoff coverage and Pride and Joy ... Has played in all 13 games, recording four tackles and downing several punts deep in opponents' territory ... A remarkable story battling back from a knee blowout in less than a year to play his senior season.

**2010:** Saw special teams action only in the first seven games ... Picked up a tackle while playing nine plays on special teams against Boston College ... Was in on two special teams tackles during the Central Michigan game ... Added another tackle against Wake Forest ... Downed two punts inside the 10-yard line in the Virginia game.

**Personal:** Zachary Lance Lockett ... Born 12/8/87 in Somers Point, NJ ... Son of Jeffrey and Cynthia Lockett ... A 2010 graduate in communication ... Is taking classes toward a second undergraduate major.

Tackles	G	UT	AT	Tot.	Loss	Sacks
2007	13	8	7	15	0- 0	0- 0
2009	12	8	9	17	0- 0	0- 0
2010	13	1	3	4	0- 0	0- 0
Career	38	17	19	36	0- 0	0- 0



**86**  
**ERIC MARTIN**  
Tight End • 6-2 • 268 • r-Fr.  
Woodbridge, Va.  
C.D. Hylton H.S.

The second tight end when the Hokies use two tight end sets ... Also plays on some special team units ... Has played in 10 games, starting one ... Missed three contests with an injury in the middle of the season.

**2010:** Started and played seven snaps at tight end against Boise with a knockdown block ... Saw some action against JMU, East Carolina and BC before being sidelined by a quadriceps injury ... Returned to action against Georgia Tech and played 14 snaps at tight end ... Worked 10 plays on offense at UNC and nine more at Miami ... Played seven snaps against Virginia ... Added 12 more during the ACC title game with FSU.

**Personal:** Frank Eric Martin ... Born 10/1/89 ... Son of Frank and Terri Martin ... Enrolled in university studies.



**74**  
**ANDREW MILLER**  
Offensive Guard • 6-4 • 283 • r-Fr.  
Bassett, Va. • Bassett H.S.

A young player who coaches are excited about ... Serves as the top backup at center and right guard ... Has seen action at both of those spots this season ... Comes in every fourth series at right guard ... Has played in 11 games ... Saw action on 136 offensive snaps with 13 knockdowns.

**2010:** Worked at both center and guard ... Slowed during preseason practice by his shoulder ... Did not see his first action until the East Carolina game ... Had three knockdown blocks in just 12 snaps in that game ... Picked up four plays at NC State ... Worked 12 plays with two knockdowns against Central Michigan ... Picked up 29 snaps against Wake Forest ... Registered a team-leading six knockdown blocks during 35 plays against Duke ... Played six snaps in the GT game ... Had 11 plays at UNC with a pair of knockdowns ... Registered another knockdown while working seven plays at Miami ... Also worked seven plays against Virginia and 12 in the ACC title game against FSU.

**Personal:** Andrew Devin Miller ... Born 4/24/90 in Bassett, VA ... Son of Johnny Miller and the late Linda Miller ... Comes from an athletic family: his oldest brother, John, played football at Duke, his sister, Heather, played basketball at Wake Forest, and his older brother, Tim, was on the wrestling squad at Virginia Tech ... Enrolled in agricultural and applied economics.




Zach Lockett




Andrew Miller





Davon Morgan



Greg Nosal

**2**  
**DAVON MORGAN**  
 Rover • 6-0 • 196 • Sr.  
 Richmond, Va. • Varina H.S.

A second-team ALL-ACC selection as a defensive back ... Is second on the team with five interceptions, all coming in the last six games after no previous picks in his career ... A good player who does everything well ... Has started all 13 games this season ... Is second on the team with 76 tackles, including one for loss ... Has a blocked kick and a fumble recovery ... His 896 total plays are the second most on the team.

**2010:** Picked up five tackles against Boise State and also blocked a punt ... Had seven tackles against JMU and eight versus East Carolina ... Was in on four tackles at BC ... Led the team with 12 tackles at NC State ... Intercepted a pass and posted seven tackles in the CMU game ... Had three tackles against Wake Forest and eight in the Duke game ... Returned an interception 28 yards in the Georgia Tech game and added four tackles ... Intercepted a pass and returned it 25 yards at UNC ... Had eight tackles, recovered a fumble and got another interception in the Miami game ... Added three tackles against Virginia ... Returned an interception 24 yards against Florida State in the ACC title game ... Also had four tackles in that game.

**Personal:** Davon T. Morgan ... Born 1/28/89 in Richmond, VA ... Lives with his grandmother, Mary Barlow ... Majoring in human development.

Tackles	G	UT	AT	Tot.	Loss	Sacks
2007	14	5	6	11	0- 0	0- 0
2008	5	9	9	18	0.5- 1	0- 0
2009	13	21	26	47	2.5- 22	1.5- 18
2010	13	47	29	76	1- 4	0- 0
Career	45	82	70	152	4.0- 27	1.5- 18

Interceptions	G	No.	Yds.	Avg.	TD	LG	PBU
2007	14	0	0	0.0	0	0	1
2008	5	0	0	0.0	0	0	1
2009	13	0	0	0.0	0	0	1
2010	13	5	119	23.8	0	28	4
Career	45	5	119	23.8	0	28	7

**48**  
**JUSTIN MYER**  
 Place-kicker • 6-1 • 214 • Jr.  
 Manheim, Pa.  
 Manheim Central H.S.

Tech's kickoff man once again, starting all 13 games ... Is fourth in the country with 30 touchbacks ... Also has seven tackles on kickoff coverage this season ... Is the backup kicker who could be called upon for a long kick.

**2010:** Had six touchbacks on eight kickoffs against East Carolina and collected a tackle ... Averaged 69.9 yards on eight kickoffs and had four touchbacks in the Central Michigan game ... Also had two tackles against CMU ... Picked up three more touchbacks in the Wake Forest game ... Averaged 68.8 yards on nine kickoffs against Duke and had four touchbacks ... Averaged 70 yards on five kickoffs in the GT game and collected a tackle ... Posted four touchbacks on seven kickoffs in the Virginia game ... Stopped a big return with a tackle against FSU in the ACC title game.

**Personal:** Justin Wade Myer ... Born 10/22/89 in Lancaster, PA ... Son of Gary and Chris Myer ... Is studying management.

**75**  
**GREG NOSAL**  
 Offensive Guard • 6-6 • 293 • r-Jr.  
 Virginia Beach, Va.  
 Kellam H.S.

The starter at left guard ... Has started all 13 games, playing 808 offensive snaps and 885 snaps total, the third-highest total on the team ... Has graded out at 85 percent on the year with 51 knockdown blocks ... Another converted tight end.

**2010:** Played every snap at left guard during four of the first five games ... Had six knockdowns in the ECU game ... Added seven more knockdowns at Boston College ... Worked all 65 snaps at NC State ... Had six knockdowns in the Wake Forest game ... Graded 88 percent while playing every snap against Georgia Tech ... Went the distance during the win at UNC ... Picked up six knockdowns in the Miami game and four against Virginia ... Graded 86 percent in the ACC title game against FSU and collected seven knockdowns.

**Personal:** Greg Michael Nosal ... Born 4/25/89 in Portsmouth, VA ... Son of Greg and Elizabeth Nosal ... A management major.



**25**  
**JOSH OGLESBY**  
 Fullback • 5-11 • 211 • r-Jr.  
 Garner, N.C. • Garner H.S.

A contributor on both offense and special teams ... Shares duties at fullback ... Has played in 12 games, carrying the ball six times for 49 yards ... Runs hard and is tough to bring down ... Also has great hands.

**2010:** Saw brief action at fullback in the Boise State and NC State games ... Missed the BC game with a foot injury ... Carried four times for 44 yards during the Hokies' win over Wake Forest ... Had a 5-yard run and a 7-yard pass reception in the Georgia Tech game.

**Personal:** Joshua Gray Oglesby ... Born 9/23/88 in Garner, NC ... Son of Ike and Monya Oglesby ... Father, Ike, is No. 13 on the North Carolina all-time rushing list with 1,773 yards in 1970-72 ... Enrolled in apparel, housing and resource management (residential property management).

Rushing	G	No.	Yds.	Avg.	TD	LG
2008	12	38	88	2.3	0	13
2009	13	78	335	4.3	2	34
2010	12	6	49	8.2	0	16
Career	37	122	472	3.9	2	34

Receiving	G	No.	Yds.	Avg.	TD	LG
2008	12	6	14	2.3	0	6
2009	13	3	20	6.7	0	13
2010	12	1	7	7.0	0	7
Career	37	10	41	4.1	0	13



**71**  
**VINSTON PAINTER**  
 Offensive Guard • 6-6 • 298 • r-So.  
 Norfolk, Va. • Maury H.S.

Serves as a reserve offensive guard ... Missed some valuable time during the spring with injuries ... Has played in four games this year ... Has seen action on 34 offensive snaps.

**2010:** Worked as a backup at right guard but did not see his first game action until the Central Michigan game ... Posted two knockdowns in his three snaps against Central Michigan ... Got

a career-high 19 snaps against Wake Forest ... Played nine downs against Duke ... Was in for three snaps in the Virginia game.

**Personal:** Winston Eric Painter ... Born 10/11/89 in Norfolk, VA ... Son of Inez Painter ... Cousin is Tech receiver Randall Dunn ... A management major.



**45**  
**JOEY PHILLIPS**  
 Fullback • 5-11 • 216 • r-So.  
 Blacksburg, Va.  
 Blacksburg H.S.

A starter on the kickoff return unit who has also played on the field goal and PAT protect team ... Also has seen some action at fullback on the goal line offense ... Has played in 10 games this year ... A Super Iron Hokie who has shown a lot of improvement over the past year.

**2010:** Saw three plays at fullback in the East Carolina game ... Saw brief duty on offense and special teams at BC ... Had three plays on offense against Central Michigan ... Worked nine plays at fullback in the Wake Forest game ... Picked up four plays on offense against Duke and two versus GT ... Was in on nine special team plays at UNC and four at Miami ... Had two plays at fullback and two on special teams against Virginia.

**Personal:** Joseph McGovern Phillips ... Born 7/24/90 in Fairfax, VA ... Son of Jay and Kathy Phillips ... His dad, Jay, is a former baseball player and coach at Virginia Tech ... Enrolled in human development.




**52**  
**BARQUELL RIVERS**  
 Linebacker • 6-0 • 236 • r-Jr.  
 Wadesboro, N.C.  
 Anson County H.S.

A key player for the Hokies who suffered a ruptured quadriceps tendon that forced him to miss all of 2010 ... Is trying to rehab to be able to play in the bowl game ... A really good football player who has great vision and a good understanding of the game ... Started every game at mike linebacker in 2009.



Josh Oglesby



Joey Phillips





Dyrell Roberts



Brian Saunders

**2010:** The starter in 2009, but hasn't played at all this year ... Returned to practice in a limited role, but has yet to work his way back to full speed.

**Personal:** Barquell Rivers ... Born 12/19/88 in Wadesboro, NC ... Son of Norma Rivers and Ronnie Hall ... Enrolled in apparel, housing and resource management (residential property management).

Tackles	G	UT	AT	Tot.	Loss	Sacks
2008	10	5	5	10	0- 0	0- 0
2009	13	34	62	96	6.5- 16	0- 0
Career	23	39	67	106	6.5- 16	0- 0

**11**  
**DYRELL ROBERTS**  
 Flanker • 6-2 • 189 • Jr.  
 Smithfield, Va. • Smithfield H.S.

Was having a solid season until undergoing emergency surgery for compartment syndrome in his thigh after the Georgia Tech game ... Played in nine games, catching 21 passes for 303 yards and two touchdowns ... Averaged 19.4 yards on kickoff returns.

**2010:** Caught four passes for 27 yards in the opening game against Boise State and returned a kickoff for 29 yards ... Had an 11-yard run on a reverse and three kickoff returns for 53 yards against JMU ... Caught a 24-yard touchdown pass in the ECU game and added 103 yards on five kickoff returns ... Grabbed five balls for 49 yards against Boston College ... Had career-highs of six catches for 134 yards during the Wake Forest game ... Caught a 43-yard TD pass in the Duke game ... Suffered a severe thigh bruise on a kickoff return against Georgia Tech ... Had to have surgery and missed the last three regular season games and the ACC Championship Game.

**Personal:** Dyrell Desh  Roberts ... Born 1/5/90 in Newport News, VA ... Son of April Ridley and Joseph Roberts ... Studying human development.

Receiving	G	No.	Yds.	Avg.	TD	LG
2008	14	17	227	13.4	0	62
2009	13	22	390	17.7	3	41
2010	9	21	303	14.4	2	43
Career	36	60	920	15.3	5	62

K.O. Ret.	G	No.	Yds.	Avg.	TD	LG
2008	14	22	545	24.8	0	55
2009	13	18	574	31.9	1	98
2010	9	16	310	19.4	0	29
Career	36	56	1429	25.5	1	98

**30**  
**BRIAN SAUNDERS**  
 Punter • 6-0 • 198 • r-Sr.  
 Roseland, Va. • Nelson County H.S.

A second-team All-ACC selection as the punter ... Paid his dues after three seasons as the top backup ... Averages 44.1 yards per punt ... Has had 15 punts of 50 yards or longer and 15 punts downed inside the 20-yard line and 10 punts fair caught.

**2010:** Had his first punt of the season blocked and charged to the team ... Averaged 45 yards on his other three attempts against Boise ... Punted four times for a 42.2-yard average against BC with two kicks inside the 20 ... Averaged 42.4 yards with three inside the 20 at NC State ... Punted seven times for a 49.3 average in the CMU game with a long of 55 yards ... Punted twice for a 47.5-yard average against Wake Forest ... Averaged 49.7 yards on three punts in the Duke game ... Had a 65-yard punt on the way to a 44.6-yard average on five punts against UNC ... Punted six times for a 47.2-yard average at Miami ... Four of his six punts against Virginia were downed inside the 20 ... Punted just twice in the ACC title game, placing both kicks inside the Florida State 20.

**Personal:** Brian Carroll Saunders ... Born 2/23/88 ... Son of Joyce and Massie Saunders ... A 2010 graduate in horticulture (landscape contracting) ... Will work on a second undergraduate major.

Punting	G	No.	Yds.	Avg.	LG	I20
2010	13	52	2291	44.1	66	15

**39**  
**MARTIN SCALES**  
 Fullback • 5-11 • 211 • r-So.  
 Martinsville, Va.  
 Bassett H.S.

A standout on special teams this season ... Plays on the kickoff and kickoff return teams ... Has played in all 13 games, recording 12 tackles on special teams ... Ranks second on the team in special team plays with 183.

**2010:** Worked 11 special team plays in the opener with Boise State and posted a tackle ... Added another tackle in the JMU game

... Picked up 17 special team plays against East Carolina ... Was in on three tackles and was credited with three "extra effort" big plays while working 21 special team plays in the NC State game ... Was in on a pair of tackles against Wake Forest ... Had another special team tackle against Georgia Tech ... Was in on two tackles at UNC and picked up another tackle during the Miami game ... Got a play at fullback to go along with 15 special team plays against Virginia ... Picked up a tackle on coverage in the ACC title game.

**Personal:** Martin Alexander Scales ... Born 11/27/89 in Portsmouth, VA ... Son of Oscar and Gracie Scales ... Cousins Orion and Cam Martin, as well as uncle Bobby Martin, played football at Tech ... Majoring in history.

Tackles	G	UT	AT	Tot.	Loss	Sacks
2010	13	9	3	12	0- 0	0- 0

Receiving	G	No.	Yds.	Avg.	TD	LG
2007	13	6	87	14.5	0	22
2008	13	10	129	12.9	1	40
2009	13	3	27	9.0	1	17
2010	13	19	187	9.8	5	21
Career	52	38	430	11.3	7	40





**85**  
**ROB STANTON**  
Tight End • 6-5 • 234 • r-Sr.  
Richlands, Va. • Richlands H.S.

Helps provide extra depth at the tight end position ... Also works with a number of special team units ... Has played in eight games, registering a tackle on special teams.

**2010:** Saw brief special team action against Boise State, ECU and BC ... Picked up a tackle while working seven special team plays against Central Michigan ... Played four snaps at tight end against Wake Forest ... Got five plays on special teams at UNC ... Worked two snaps at tight end against Virginia and saw brief duty during the ACC Championship Game against Florida State.

**Personal:** David Robert Stanton ... Born 12/29/87 in Richlands, VA ... Son of David and Valerie Stanton ... Majoring in history.

**88**  
**ANDRE SMITH**  
Tight End • 6-5 • 272 • r-Sr.  
Germantown, Md.  
Seneca Valley H.S.

An honorable mention All-ACC selection ... Has seen action on more plays than any other Tech player this season with 928 ... A big target who has become a goal-line favorite of quarterback Tyrod Taylor ... Has played in all 13 games, catching 19 passes for 187 yards and five touchdowns ... His five scores are the most by a Tech tight end since Jeff King had six in 2004 ... Plays a major role on special teams where his 238 plays are tops on the team ... Is a solid blocker in the running game.

**2010:** Played 56 snaps and had a pair of knockdown blocks during the season opener with Boise State ... Picked up an 11-yard reception and two more knockdown blocks against JMU ... Had a personal-best four catches at BC for 44 yards ... Also contributed five knockdown blocks during that game ... Caught touchdown passes of 10 and 4 yards at NC State ... Had a 7-yard TD catch against Central Michigan ... Scored on a 14-yard pass in the Duke game ... Pulled in four balls in the GT game, including a 2-yarder for a touchdown ... Caught two passes for 18 yards and had three knockdown blocks against UNC ... Collected three more knockdowns during the Miami game ... Had an 11-yard grab in the Virginia game ... Caught two balls for 23 yards against Florida State.


**Personal:** Andre Phillip Smith ... Born 9/26/88 in Savannah, GA ... Son of the late Julida Kilafwakun ... Majoring in sociology and psychology.



**37**  
**JACOB SYKES**  
Cornerback • 6-1 • 190 • r-Jr.  
Goldsboro, N.C. • Goldsboro H.S.

Serves as a reserve cornerback and starts on the kickoff squad ... Has played in 11 games and had three tackles and two pass breakups.


**2010:** Had one play on defense and seven on special teams in the opening game ... Picked up a tackle on special teams against JMU ... Worked 10 plays on special teams in the win over ECU ... Got seven plays on defense and six on special teams against Central Michigan ... Had five more plays on defense against Wake Forest ... Broke up two passes and registered a pair of tackles during 13 plays







Bruce Taylor




Tyrod Taylor

on defense against Duke ... Saw some action on special teams and defense at Miami ... Was in for seven defensive snaps and 12 plays on special teams during the Virginia game.

**Personal:** Forrest Jacob Sykes ... Born 4/27/88 in Wake County, NC ... Son of Jerry and Deborah Sykes ... A human development major.

Tackles	G	UT	AT	Tot.	Loss	Sacks	PBU
2008	14	3	2	5	0- 0	0- 0	0
2009	8	0	0	0	0- 0	0- 0	0
2010	11	2	1	3	0- 0	0- 0	2
Career	33	5	3	8	0- 0	0- 0	2




**51**  
**BRUCE TAYLOR**  
Linebacker • 6-2 • 246 • r-So.  
Myrtle Beach, S.C.  
Myrtle Beach H.S.

A second-team All-ACC selection at linebacker ... Has started all 13 games and leads the team with 84 tackles, including 15.5 for loss and six sacks ... Stepped into the lead role at mike linebacker for injured starter Barquell Rivers and made the most of the opportunity ... Has played the second most snaps (754) of any Tech defensive player this season.

**2010:** Made his first start in the Boise State game ... Tied for the team lead with seven tackles ... Had four tackles behind the line on the way to a 10-tackle performance against JMU ... Turned in a sack, 2.5 tackles for loss and nine tackles versus East Carolina ... Posted two sacks, three total tackles behind the line and six tackles in the win over BC ... Piled up 13 tackles in the Central Michigan game, including two behind the line, to earn ACC Defensive Lineman of the Week honors ... Broke up a pass and had two hurries against Wake Forest ... Was in on 14 tackles against Georgia Tech, including a pair of sacks, and was honored again by the conference ... Had a sack, two tackles for loss and eight total tackles at UNC ... Picked up five more tackles in the Virginia game ... Deflected a pass that was intercepted and returned for a touchdown against FSU in the ACC title game.

**Personal:** Bruce William Taylor, Jr. ... Born 12/31/89 in Hinesville, GA ... Son of Marcia Walker and Bruce Taylor ... Enrolled in human development.

Tackles	G	UT	AT	Tot.	Loss	Sacks	PBU
2010	13	37	47	84	15.5- 60	6- 40	4



**5**  
**TYROD TAYLOR**  
Quarterback • 6-1 • 217 • Sr.  
Hampton, Va. • Hampton H.S.

The Atlantic Coast Conference Player of the Year ... Also named the offensive player of the year and the first-team quarterback ... Won the Dudley Award, given to the state's top Division I football player ... The leader of the Tech offense ... Has thrown for 2,521 yards and 23 touchdowns with just four interceptions on 172-of-284 passing ... Has also rushed for 637 yards and five scores ... Has grown and matured as a quarterback ... Possesses a tremendous amount of confidence and is making the right decisions ... A hard worker who has become a better passer, while continuing to make plays with his feet ... Set school records this season for career total offense, career passing yards, career rushing yards by a quarterback, career wins by a starting quarterback, career rushing touchdowns by a quarterback and touchdown passes in a season.

**2010:** Passed for two touchdowns against Boise State and led the team with 73 yards rushing ... Rushed for 86 yards against JMU and threw for a touchdown ... Tossed a pair of TD passes against ECU ... Completed 16 of 21 passes for 237 yards in the Boston College game ... Threw three touchdown passes, including the game-winner, and rushed for 121 yards at NC State ... Had 127 yards on the ground, including TD runs of 72 and 15 yards, against Central Michigan ... Also passed for a touchdown in that game ... Rushed for one touchdown and passed for three more in the Wake Forest game ... Completed 19 of 27 passes for 292 yards ... Hit 13 of 17 passes for 280 yards and three touchdowns against Duke ... Threw a TD pass in the Georgia Tech game ... Threw for 249 yards and a pair of touchdowns at UNC ... Made a clutch 18-yard touchdown run at Miami and added a 43-yard TD pass ... Passed for 176 yards and a touchdown against Virginia ... Named the MVP of the ACC Championship Game after tossing three touchdown passes and running for a fourth TD.

**Personal:** Tyrod Taylor ... Born 8/3/89 in Hampton, VA ... Son of Rodney and Trina Taylor ... Majoring apparel, housing and resource management (residential property management).

Passing	G	Att-Comp	Pct.	Yds.	TD	Int
2007	11	134- 72	53.7	927	5	3
2008	12	173- 99	57.2	1036	2	7
2009	13	243- 136	56.0	2311	13	5
2010	13	284- 172	60.6	2521	23	4
Career	49	834- 479	57.4	6795	43	19

Rushing	G	No.	Yds.	Avg.	TD	LG
2007	11	102	429	4.2	6	52
2008	12	147	738	5.0	7	73
2009	13	106	370	3.5	5	46
2010	13	130	637	4.9	5	72
Career	49	485	2174	4.5	23	73



3

LOGAN THOMAS

Quarterback • 6-6 • 242 • r-Fr.  
Lynchburg, Va. • Brookville H.S.

Serves as the No. 2 quarterback, but could also be used as a receiver or tight end ... A big, tall athlete with a strong arm and tremendous upside ... Has made a lot of improvement ... Has played in seven games ... Threw for 107 yards on 12-of-26 passing.

**2010:** Worked four plays under center to finish up the ECU game ... Lined up as a receiver and caught a 2-yard touchdown pass against Wake Forest ... Also got 28 snaps at quarterback, hitting 3 of 8 passes for 22 yards and running three times for 15 yards ... Played 29 snaps against Duke, completing 6 of 14 passes for 52 yards and running twice for 14 yards ... Was in for a play at receiver at UNC ... Was forced into the Miami game for one play and completed a 24-yard pass on a third-and-16 play ... Worked 11 snaps against Virginia, completing his only pass for a 6-yard gain.

**Personal:** Logan Lamont Thomas ... Born 7/1/91 ... Son of Eddie and Kim Tarazona ... Enrolled in university studies.

Passing	G	Att-Comp	Pct.	Yds.	TD	Int
2010	7	26- 12	46.2	107	0	0

Receiving	G	No.	Yds.	Avg.	TD	LG
2010	7	1	2	2.0	1	2



53

DWIGHT TUCKER

Defensive Tackle • 6-1 • 277 • r-So.  
Oviedo, Fla. • Oviedo H.S.

Serves as one of the No. 2 defensive tackles ... Has played in 10 games, recording four tackles, including one for loss.

**2010:** Got 20 plays at tackle against East Carolina and nine at

Boston College ... Had a QB hurry during 10 plays at NC State ... Collected 16 snaps at tackle against Central Michigan ... Had a QB hurry while playing 12 snaps on defense against Wake Forest ... Played 18 snaps at tackle in the Duke game and three versus GT ... Collected a hurry while playing 10 snaps at Miami ... Posted three tackles, shared two sacks and added a QB hurry during 15 snaps against Virginia.

**Personal:** Dwight Everett Tucker, Jr. ... Born 3/14/90 in Orlando, FL ... Son of Robin Yvette Dumas ... Enrolled in apparel, housing and resource management (residential property management).

Tackles	G	UT	AT	Tot.	Loss	Sacks
2009	2	1	0	1	0- 0	0- 0
2010	10	0	4	4	1- 5	1- 5
Career	12	1	4	5	1- 5	1- 5



28

ALONZO TWEEDY


Linebacker • 6-2 • 188 • r-So.  
Richmond, Va. • Hermitage H.S.

A special teams demon who has outstanding speed and the most athleticism at the position ... Has played in all 13 games, recording 15 tackles and a fumble recovery.


**2010:** Slowed by a groin injury during the early going ... Had a tackle while playing 11 special team plays against ECU ... Collected a pair of tackles on kick coverage at Boston College ... Had two plays on defense and a tackle on special teams against Central Michigan ... Added another special team tackle in the Duke game and two more against Georgia Tech ... Had a tackle and forced a fumble at UNC ... Added two special team tackles against Miami ... Got eight plays at whip linebacker and 20 on special teams versus Virginia, picking up a tackle along the way ... Had two coverage tackles against FSU in the ACC title game.

**Personal:** Alonzo Lontá Tweedy ... Born 7/27/89 in Richmond, VA ... Son of Alonzo, Jr., and Terry Tweedy ... Enrolled in university studies.

Tackles	G	UT	AT	Tot.	Loss	Sacks
2009	13	16	8	24	0- 0	0- 0
2010	13	9	6	15	0- 0	0- 0
Career	26	25	14	39	0- 0	0- 0




Dwight Tucker




Alonzo Tweedy





Michael Via



Jeff Wardach

**58**  
**JACK TYLER**  
 Linebacker • 6-1 • 228 • r-Fr.  
 Oakton, Va. • Oakton H.S.

The No. 2 mike linebacker behind Bruce Taylor ... Also a starter on the kickoff team ... Has played in all 13 games, recording 20 tackles ... Has five tackles for loss and a pass breakup ... A former walk-on who earned a scholarship.

**2010:** Had a tackle on special teams during the Boise State game ... Got three plays at linebacker and eight on special teams against ECU ... Was in on two tackles on kick coverage at NC State ... Had 1.5 tackles for loss and three total tackles while playing 14 defensive downs in the Central Michigan game ... Added two tackles on special teams in the Wake Forest game ... Had four tackles against Duke, including three at linebacker ... Had a special team tackle at UNC ... Played 15 downs at linebacker against Virginia and had two tackles, including one behind the line ... Filled in for injured Bruce Taylor in the second half of the FSU game and contributed seven tackles – three of which went for losses.

**Personal:** Jack Connor Tyler ... Born 11/27/90 in Fairfax, VA ... Son of Tim Tyler and Maggie Mueller-Tyler ... Enrolled in marketing management.

Tackles	G	UT	AT	Tot.	Loss	Sacks	PBU
2010	13	10	10	20	5- 8	0- 0	1

**67**  
**MICHAEL VIA**  
 Offensive Tackle • 6-7 • 300 • r-So.  
 McLeansville, N.C.  
 Northeast Guilford H.S.

The No. 2 man at right tackle ... Got limited action while recovering from knee surgery ... Played in five games ... Saw action on 54 offensive snaps.

**2010:** Only played in one of the first five games as he recovered from offseason ACL surgery ... Got four snaps against East Carolina and three versus Central Michigan ... Had two knockdown blocks

during 19 offensive snaps against Wake Forest ... Played 25 snaps in the Duke game, then did not see action again until working three snaps in the Virginia game.

**Personal:** Michael William Via ... Born 4/17/90 in Greensboro, NC ... Son of Bob and Mary Via ... Majoring in fisheries science.

**76**  
**DAVID WANG**  
 Offensive Guard • 6-2 • 300 • r-Fr.  
 Ashburn Va.  
 Stone Bridge H.S.

The No. 2 man at left guard ... Saw action on 61 offensive snaps, grading out at 85 percent with two knockdowns.

**2010:** Saw his first four snaps in the East Carolina game ... Got 10 plays in the Central Michigan game ... Picked up 19 snaps with a knockdown block against Wake Forest ... Posted a knockdown while playing 25 snaps in the Duke game ... Played a three-snap series in the Virginia game.

**Personal:** David Wang ... Born 10/28/90 in Reston, VA ... Son of Robert and Nancy Wang ... His parents were both members of the Chinese Olympic team in the 1970s ... Brother of former Hokie Ed Wang ... Enrolled in management.

**64**  
**JEFF WARDACH**  
 Defensive End • 6-3 • 245 • Sr.  
 Roanoke, Va. • Cave Spring H.S.

A team-oriented player who has made important contributions working along the defensive line for the scout team ... Has worked at both defensive end positions, seeing brief action in four games this season ... Possesses the attitude and effort that coaches love.

**2010:** Got to play seven defensive downs during the Central Michigan game ... Worked three defensive plays against Duke ... Got eight plays at end in the Virginia game ... Was in for two special team plays during the ACC title game against Florida State.

**Personal:** Jeff Charles Wardach ... Born 8/15/88 in Scranton, PA ... Son of Dave and Lauren Wardach ... Majoring in psychology.



**60**  
**BEAU WARREN**  
Center • 6-3 • 286 • r-Sr.  
Clifton, Va. • Centreville H.S.

An honorable mention All-ACC selection at center ... A go-getter who works hard and gives you his best each snap ... A starter in all 13 games, seeing action on 815 offensive snaps, which ties for the most offensive plays on the team ... Has graded out at 84 percent with 54 knockdowns.

**2010:** Handled all the snaps in six of the team's first seven games ... Had a team-leading seven knockdown blocks against ECU ... Added four more at Boston College ... Played every offensive snap and contributed six knockdowns in the win at NC State ... Had six more knockdowns during 70 snaps against Wake Forest ... Picked up four knockdowns in the GT game and four more at UNC ... Registered five knockdowns against Virginia ... Posted eight knockdowns on 70 snaps in the ACC title game against FSU.

**Personal:** Beau Louis Warren ... Born 12/31/87 in Fairfax, VA ... Son of Don and Irene Warren ... Brother of former Hokies Brett and Blake Warren ... Dad played 14 years in the NFL for the Washington Redskins ... Is working on an undergraduate degree in German ... A 2009 graduate who already holds undergraduate degrees from Tech in psychology and sociology.



**15**  
**EDDIE WHITLEY**  
Free Safety • 6-1 • 195 • Jr.  
Charlotte, N.C. • Butler H.S.

Started at free safety following a tremendous spring ... Can play free safety, rover, either cornerback spot or in the nickel package if needed ... Has started 12 games, recording 73 tackles, including four for loss ... Also has six pass breakups, two interceptions and two forced fumbles.

**2010:** Contributed seven tackles and forced a fumble during the Boise State game ... Picked up eight tackles, including one behind the line against ECU ... Was in on six tackles at Boston College ... Added seven hits and caused a fumble against NC State ... Posted seven tackles and two breakups in the Central Michigan game ...

Had a tackle for loss and five total tackles against Wake Forest ... Missed the Duke game with a foot injury ... Returned to action against Georgia Tech ... Made a crucial interception in the end zone during the first half of the UNC game ... Also contributed five tackles ... Had nine tackles and a breakup at Miami ... Intercepted a pass and returned it 19 yards against Virginia ... Also contributed four tackles, including one behind the line, as well as a pass breakup ... Posted a team-leading nine tackles to go with two pass breakups and a TFL during the ACC title game win over FSU.

**Personal:** Eddie Whitley ... Born 10/26/89 in Fayetteville, NC ... Son of Ed and Joann Whitley ... Enrolled in apparel, housing and resource management (residential property management).

Tackles	G	UT	AT	Tot.	Loss	Sacks
2008	14	4	4	8	0- 0	0- 0
2009	13	5	13	18	1- 4	0- 0
2010	12	49	24	73	4- 8	0- 0
Career	39	58	41	99	5- 12	0- 0

Interceptions	G	No.	Yds.	Avg.	TD	LG	PBU
2008	14	0	0	0.0	0	0	0
2009	13	0	0	0.0	0	0	2
2010	12	2	19	9.5	0	19	6
Career	39	2	19	9.5	0	19	8



**34**  
**RYAN WILLIAMS**  
Tailback • 5-10 • 202 • r-So.  
Manassas, Va.  
Stonewall Jackson H.S.

A special talent in the backfield who is back to 100 percent after missing over four games with a hamstring injury ... Has played in nine games, rushing for 473 yards and nine touchdowns ... Also has a touchdown receiving ... Named third-team All-America in 2009 by *Sporting News* ... Rushed for a school-record 1,655 yards setting an ACC freshman mark last year.

**2010:** Ran for two touchdowns and caught a TD pass during the Boise State game ... Picked up just 44 yards on 21 carries ... Had two catches for 18 yards ... Carried the football 20 times for 91 yards in the JMU game ... Also had two pass receptions for 35 yards ... Carried six times for 8 yards and one touchdown before leaving the ECU game with a hamstring injury ... Returned to action with six carries for 10 yards in the Duke game and scored a TD on a 1-yard plunge ... Had a 4-yard touchdown run against Georgia Tech ... Ran for 83 yards on 15 carries at UNC and caught a pass for an 11-yard gain ... Burst 84 yards for a crucial touchdown at Miami ... Also had a 14-yard TD run in that game on the way to

142 yards on just 14 carries ... Was named the ACC's Offensive Back of the Week ... Scored on runs of 5 and 15 yards against Virginia ... Picked up 45 yards on 11 carries during the win over FSU in the ACC title game.

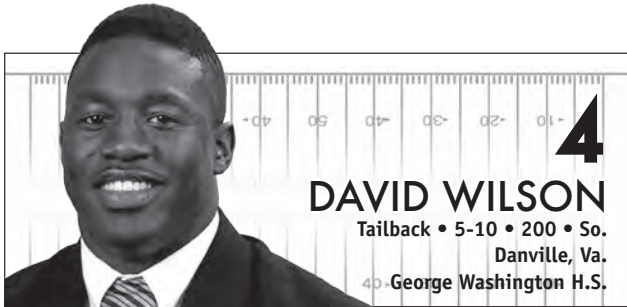
**Personal:** Ryan Gene Williams ... Born 4/9/90 in Cold Spring, NY ... Son of Sharon Johnson and Randy Williams ... A business major.

Rushing	G	No.	Yds.	Avg.	TD	LG
2009	13	293	1655	5.6	21	66
2010	9	106	473	4.5	9	84
Career	22	399	2128	5.3	30	84

Receiving	G	No.	Yds.	Avg.	TD	LG
2009	13	16	180	11.3	1	43
2010	9	10	109	10.9	1	29
Career	22	26	289	11.1	2	43








**4**  
**DAVID WILSON**  
 Tailback • 5-10 • 200 • So.  
 Danville, Va.  
 George Washington H.S.

A second-team All-ACC pick as a return man ... Also contributes on offense ... Has five rushing touchdowns, three receiving scores and two kickoff returns for touchdowns ... Has rushed for 616 yards and has 207 yards receiving ... Averages 26.5 yards per kickoff return.



David Wilson



Kenny Younger

**2010:** Saw only brief action on offense against Boise State, but returned six kickoffs for 122 yards in the game ... Broke six tackles while gaining 89 yards on 12 carries against East Carolina ... Contributed touchdown runs of 3 and 8 yards ... Led the team with 67 yards on 16 carries at BC ... Sparked the Hokies at NC State by returning the second-half kickoff 92 yards for a touchdown ... Finished the game with five returns for 173 yards ... Turned in a 68-yard touchdown run against Central Michigan ... Ran for 105 yards on 15 carries against Wake Forest ... Caught a 65-yard pass for a touchdown in the Duke game ... Returned a kickoff 90 yards for the game-winning touchdown against Georgia Tech with 2:23 remaining ... Also contributed a 15-yard touchdown run in that game ... Missed the UNC game with mononucleosis ... Saw action on 16 offensive plays and four special team plays at Miami ... Rushed 13 times for 83 yards and a touchdown and caught three passes for 65 yards and a TD during the Virginia game ... Hauled in a key TD pass in the ACC Championship Game against FSU ... Had 43 yards rushing and 42 yards on four catches in that game.

**Personal:** David Emmanuel Wilson ... Born 6/15/91 in Danville, VA ... Son of Dwight and Shelia Wilson ... Enrolled in university studies.

Rushing	G	No.	Yds.	Avg.	TD	LG
2009	13	59	334	5.7	4	51
2010	12	111	616	5.5	5	68
Career	25	170	950	5.6	9	68

Receiving	G	No.	Yds.	Avg.	TD	LG
2009	13	0	0	0	0	0
2010	12	13	207	15.9	3	65
Career	25	13	207	15.9	3	65

KO Returns	G	No.	Yds.	Avg.	TD	LG
2009	13	17	325	19.1	0	42
2010	12	20	530	26.5	2	92
Career	25	37	855	23.1	2	92



**66**  
**TYREL WILSON**  
 Defensive End • 6-2 • 220 • r-Fr.  
 Hampton, Va. • Hampton H.S.

A young defensive lineman who has seen most of his action this year on special teams ... A starter on the kickoff squad ... Has played in all 13 games, registering three tackles.

**2010:** Saw some special teams action in the opener ... Picked up a tackle on kickoff coverage against JMU ... Had eight special

team plays versus ECU and six at Boston College ... Picked up seven plays on special teams in the NC State game and nine against Wake Forest ... Had three plays at end and nine on special teams against Duke ... Collected a tackle on coverage in the Virginia game ... Picked up another one against Florida State in the ACC title game.

**Personal:** Tyrel Demonte Wilson ... Born 1/29/90 ... Son of James and Shari Wilson ... His dad played football at the University of Tennessee ... Enrolled in university studies.

Tackles	G	UT	AT	Tot.	Loss	Sacks
2010	13	2	1	3	0- 0	0- 0



**31**  
**KENNY YOUNGER**  
 Fullback • 6-0 • 235 • r-Sr.  
 Richmond, Va.  
 Mills Godwin H.S.

A tough, physical player with outstanding strength ... Shares the fullback duties ... Has played in all 13 games, starting six ... Hasn't had a rush, but has caught four passes for 21 yards ... Also starts on three special team units.

**2010:** Played 16 snaps at fullback and 13 on special teams in the opener ... Caught two passes for 12 yards against JMU ... Played 20 snaps against ECU and caught a pass for a 4-yard gain ... Started at BC and played 23 snaps ... Had 11 plays at fullback and eight on special teams at NC State ... Had 27 total plays against Wake Forest, including 15 at fullback ... Played 20 snaps at fullback in the GT game and 24 at UNC ... Caught an important 5-yard pass for a first down on Tech's final TD drive at Miami ... Was in on 15 offensive snaps against Virginia.

**Personal:** Kenny Wayne Younger ... Born 5/11/88 in Richmond, VA ... Son of Ken and Jamie Younger ... Majoring in psychology.

Receiving	G	No.	Yds.	Avg.	TD	LG
2007	14	0	0	0	0	0
2008	2	0	0	0	0	0
2009	13	0	0	0	0	0
2010	13	4	21	5.2	0	10
Career	42	4	21	5.2	0	10

Tackles	G	UT	AT	Tot.	Loss	Sacks
2007	14	1	0	1	0- 0	0- 0
2008	2	0	1	1	0- 0	0- 0
2009	13	0	0	0	0- 0	0- 0
2010	13	1	0	1	0- 0	0- 0
Career	42	2	1	3	0- 0	0- 0

# HEAD COACH FRANK BEAMER

## COACH HAS LED HOKIES TO 18 CONSECUTIVE BOWL APPEARANCES

When Frank Beamer accepted the job as head football coach at his alma mater in 1987, his goal was for the Virginia Tech football program to reach a consistent level of excellence. The Hokies have come a long way since then, and, along the way, Beamer has become one of the most respected and successful coaches on the college football scene.

Under Beamer, Tech football has enjoyed unprecedented success with 18 consecutive bowl appearances, seven straight 10-win seasons, four ACC titles, four ACC Coastal Division crowns, three BIG EAST Conference titles, two BCS bowl victories and a trip to the national championship game. Since the beginning of the 1995 season, only Ohio State and Florida have posted more wins than Virginia Tech, and the Hokies have finished in the Top 20 in 15 of the previous 18 seasons, including six top-10 finishes during the last 12 years.

Beamer's team has won 10 games or more in seven straight seasons, the longest current streak in the FBS.

The Hokies couldn't have asked for anyone better to guide their football program into the ACC. In 2004 – Tech's first season in the league – Beamer and his staff led a young team picked to finish sixth in the league to an ACC title and a BCS Bowl. That team also won the league's 2004 Fall Sportsmanship Award for football, yet another tribute to the program Beamer and his staff have built. A year later, the Hokies produced an 11-2 record, won the ACC Coastal Division title, earned a spot in the inaugural league championship contest and appeared in a bowl game. Beamer was named the ACC Coach of the Year both seasons.

After the 2006 squad went 10-3 with a bowl appearance, Beamer's 2007 Tech team, buoyed by the winningest senior class in school football

history, won the conference title and played Kansas in the Orange Bowl. Beamer was named the 2007 Southeast Coach of the Year by *Sports Unlimited* magazine and was a finalist for both the Paul "Bear" Bryant and Eddie Robinson Coach of the Year awards. The Hokies went 11-3 and finished ninth in the final national polls.


The 2008 season may have been Beamer's finest effort as he took one of the youngest teams in his tenure, played one of the toughest schedules and, despite several setbacks and disappointing losses, led the Hokies to an ACC title and a 20-7 win over Cincinnati in the FedEx Orange Bowl. Last year, the Hokies kept rolling, winning 10 games including an impressive victory over Tennessee in the Chick-fil-A Bowl.

This season, after starting with a disappointing 0-2 mark, Beamer rallied the troops and led the Hokies to 11 straight wins, including a win over Florida State in the ACC Championship Game.


Beamer, who was the consensus National Coach of the Year in 1999, is tied for second among active Division I FBS coaches in victories with 240 over 30 seasons as a head coach. Now wrapping up his 24th year at the Tech helm, his overall record as the head man of the Hokies stands at 198-94-2. He became Tech's winningest football coach during the 1997 campaign. Counting six years as head coach at Murray State prior to joining the Hokies, Beamer's overall record is 240-117-4.

A spot in the Nokia Sugar Bowl to play top-ranked Florida State for the national championship focused widespread attention on Virginia Tech and its football program following the 1999 season. Although the Hokies fell short in their bid for the national title, they proved that they belong among the top teams in the college ranks.

For his part in the Hokies' magical 1999 season,







Coach Frank Beamer reads to youngsters from Margaret Beeks Elementary School through Herma's Readers, a non-profit organization he formed as a tribute to his late mother, Herma Beamer.



Frank Beamer and his wife Cheryl (seated right), with their daughter Casey (center), their son Shane, Shane's wife Emily and their daughters Sutton (left) and Olivia.

Beamer earned eight national coach of the year awards. He was named the Bobby Dodd Coach of the Year, the GTE Coach of the Year, the Eddie Robinson Coach of the Year, the Paul 'Bear' Bryant Coach of the Year, The Associated Press Coach of the Year, the Walter Camp Football Foundation/Street & Smith's Coach of the Year, the Maxwell Football Club Coach of the Year and the Woody Hayes Coach of the Year. He also was named the BIG EAST Conference Coach of the Year for the third time.

Tech won the BIG EAST title in 1995 and 1999 and shared it in '96. Beamer was voted BIG EAST Coach of the Year by the league's coaches each of those seasons.

There have been plenty of other accolades for the Hokies' coach. Prior to the 2005 season, a *Seattle Times* poll of more than 40 coaches voted Frank Beamer as the current head coach for whom they had the most respect. Beamer was also selected the fifth-best strategist. In a survey of Division I-A football coaches conducted by

*Bloomberg News* in the fall of 2000, Beamer was named the best coach a school could hire to run its football program. When BIG EAST Conference football celebrated its first 10 years of existence in 2000, Beamer was voted the Coach of the Decade by the league's media. In 1997, he was inducted into the Virginia Tech Sports Hall of Fame.

The 64-year-old Beamer, the first alumnus to guide the Hokies since the 1940s, took over the Tech reins from Bill Dooley in January 1987. He began work a few days after the Hokies had beaten North Carolina State in the Peach Bowl. It took a while for him to get the Hokies moving in the right direction because the football program was hit with NCAA sanctions at the time.

During his undergraduate days at Tech, Beamer started three years as a cornerback and played on the Hokies' 1966 and 1968 Liberty Bowl teams. He received a B.S. in distributive education from Tech in 1969 and a master's in guidance from Radford in 1972. Then came the start of the Beamer coaching career.

He began as an assistant at Radford High School from 1969 through 1971. Then, after one season as a graduate assistant at the University of Maryland, he went to The Citadel where he worked five seasons under Bobby Ross and one year under Art Baker. His last two years at The Citadel, Beamer was the defensive coordinator.

In 1979, Beamer went to Murray State as the defensive coordinator under Mike Gottfried. He was named head coach at Murray State in 1981 and went on to compile a six-year record of 42 wins, 23 losses and two ties.

The Tech coach was born in Mt. Airy, N.C., and grew up in Hillsville, Va. At Hillsville High, he earned 11 varsity letters as a three-sport athlete in football, basketball and baseball.

Beamer is married to the former Cheryl Oakley of Richmond, Va. They have two children, Shane, a former member of his dad's football team at Tech and now an assistant at the University of South Carolina; and daughter Casey, a 2003 graduate of Virginia Tech who works for the Carolina Panthers of the NFL. Shane and his wife, Emily, have two daughters, Sutton and Olivia.

## COACH BEAMER'S PROFILE

### PERSONAL

**Born:** 10/18/46, Mt. Airy, N.C.

**Hometown:** Hillsville, Va.

**Wife:** former Cheryl Oakley

**Children:** Shane, Casey

### EDUCATION

**High School:** Hillsville (1965)

**College:** Virginia Tech (1969)

**Postgraduate:** Radford University (1972)

### PLAYING EXPERIENCE

Virginia Tech (1966-68)

### COACHING EXPERIENCE

**1972** | Graduate Assistant, Maryland

**1973-76** | Assistant Coach, The Citadel

**1977-78** | Defensive Coordinator, The Citadel

**1979-80** | Defensive Coordinator, Murray State

**1981-86** | Head Coach, Murray State

**Murray State Record:** 42-23-2 (six years)

**Since 1987** | Head Coach, Virginia Tech

**Virginia Tech Record:** 198-94-2 (24 years)

**Overall head coaching record:** 240-117-4 (30 years)

### BOWL/PLAYOFF EXPERIENCE

#### Player

**1966** | Liberty (Virginia Tech vs. Miami)

**1968** | Liberty (Virginia Tech vs. Mississippi)

#### Coach

**1979** | Division I-AA Playoffs  
(Murray State, semifinals)

**1993** | Independence (Virginia Tech vs. Indiana)

**1994** | Gator (Virginia Tech vs. Tennessee)

**1995** | Sugar (Virginia Tech vs. Texas)

**1996** | Orange (Virginia Tech vs. Nebraska)

**1997** | Gator (Virginia Tech vs. North Carolina)

**1998** | Music City (Virginia Tech vs. Alabama)

**1999** | Sugar (Virginia Tech vs. Florida State)

**2000** | Gator (Virginia Tech vs. Clemson)

**2001** | Gator (Virginia Tech vs. Florida State)

**2002** | San Francisco (Virginia Tech vs. Air Force)

**2003** | Insight (Virginia Tech vs. California)

**2004** | Sugar (Virginia Tech vs. Auburn)

**2005** | Gator (Virginia Tech vs. Louisville)

**2006** | Chick-fil-A (Virginia Tech vs. Georgia)

**2007** | Orange (Virginia Tech vs. Kansas)

**2008** | Orange (Virginia Tech vs. Cincinnati)

**2009** | Chick-fil-A (Virginia Tech vs. Tennessee)

**2010** | Orange (Virginia Tech vs. Stanford)

# HOKIE ACCOMPLISHMENTS

## UNDER THE DIRECTION OF COACH FRANK BEAMER AND HIS STAFF, THE HOKIES HAVE ...

- played for the national championship for the first time in school history.
- become one of only three Division I schools to go to bowl games each of the last 18 seasons.
- earned seven conference titles and seven "major bowl" bids in a 16-year span.
- become the only team in the FBS to produce 10 or more wins each of the past seven seasons.
- compiled a school-record streak in the Associated Press Top 25 Poll at 84 consecutive weeks.
- posted a school-record 11 wins five times.
- registered the program's first back-to-back 11-win seasons.
- produced the school's first 11-0 regular-season record in football.
- averaged more than nine wins a season over the last 18 years.
- won Sugar Bowl and Orange Bowl titles.
- won back-to-back bowl games for the first time.
- won four ACC titles.
- won an Atlantic Coast Conference Championship in their first season of competition.
- played in four ACC Championship games.
- produced the ACC Coach of the Year and Player of the Year during their inaugural ACC season.
- been the first team in BIG EAST history to win all the league's major awards in the same season.
- finished in a final Top 25 poll 14 times in the last 17 seasons.
- earned the highest national rankings in school football history, including five top-10 finishes and back-to-back top-6 finishes.
- won more games (198) than under any other coaching staff in school history.
- been to four times as many bowl games (18) than under any other staff.
- won more bowl games (8) than under any other coaching staff.
- posted 18 straight seasons of seven or more wins for the first time in school history.
- had 159 of their last 190 games televised (84 percent).
- compiled an 125-41 record in televised games since the start of the 1995 season.
- blocked more kicks in the 1990s than any other Division I-A team.
- become one of only eight Division I-A schools ever to lead the nation in both scoring offense and defense in the same season.
- had at least one player from every defensive position score a touchdown.
- produced a No. 1 pick in the National Football League draft.
- had more than 160 players sign with NFL teams.
- had two players who entered the program as walk-ons drafted in the top four rounds of the NFL draft.
- had 16 different players earn AP All-America honors over the last 12 seasons.
- had players win 13 major conference individual awards in the last 13 years.

Frank Beamer, the first Tech alumnus to guide the Hokies' football program since the 1940s, has won more games at Tech than any other head football coach. Prior to Beamer, no other grid coach in Virginia Tech history had served more than 10 seasons as head coach. Only one of the 120 Division I-A head coaches has been at their current school consecutively longer than Beamer's 24 years. That coach is Joe Paterno (45 years at Penn State).

With this season's visit to the Discover Orange Bowl, head coach Frank Beamer has led the Hokies to 18 straight bowl games. The 18 bowl appearances mark the second-highest by any active coach. Penn State's Joe Paterno leads the way with 37.



### NATIONAL COACH OF THE YEAR

Coach Frank Beamer was tabbed the consensus national football coach of the year for 1999 after leading the Hokies to an 11-0 regular season and a berth in the national championship game.



# BILLY HITE

ASSOCIATE HEAD COACH AND  
RUNNING BACKS COACH



Coach Billy Hite and his wife, Anne, with children Bryn and Griffin. Daughter Kirsten is not pictured.

Long-time assistant coach Billy Hite, who has helped develop 26 running backs who have gone on to sign with NFL teams, is in his 33rd season on the Tech coaching staff and his 10th year as the Hokies' associate head coach.

While at Tech, Hite has helped produce nine of Virginia Tech's top 11 career rushing leaders. He has been on the sidelines for more Virginia Tech football games than any other coach.

Hite remained at Tech when Frank Beamer took over in 1987 and was elevated to the position of assistant head coach by Beamer the following year. He was promoted to the new position of associate head coach in December 2000.

In 1989, Hite filled in as the acting head coach when Beamer was sidelined following coronary angioplasty surgery and had to miss a home game versus Tulane. Hite didn't let the Tech faithful down as he led the Hokies to an emotional 30-13 victory.

A native of Hyattsville, Md., Hite was a former star tailback at the University of North Carolina. He received a bachelor's degree in education in 1974. Hite began his coaching career as a graduate assistant at UNC in '74. He was a part-time assistant for the Tar Heels from 1975-77. Hite received one of his highest honors when he was inducted into the DeMatha High School Hall of Fame in 1992.

# BUD FOSTER

DEFENSIVE COORDINATOR AND  
INSIDE LINEBACKERS COACH



Coach Bud Foster and his wife, Jacquie, with children Hillary, Grant, and Amy with her baby Jaiden Olivia.

Regarded as one of the top defensive minds in the game, Bud Foster is in his 24th season at Virginia Tech. The 2006 Broyles Award winner has helped mold nationally ranked defenses on a yearly basis during his 16 years as a coordinator.

Foster may have done his best coaching job in 2008. Despite losing seven starters to NFL camps from the 2007 team, his young and inexperienced group finished seventh in the nation in total defense and in the top 20 of five other categories. Last year, his group rounded into form late and finished 12th in the country in total defense and was led by All-American Cody Grimm. This year, redshirt-sophomore Bruce Taylor earned All-ACC honors as his young defense improved with each game.

After helping Tech to the national championship game in 1999, Foster was recognized as the 2000 Division I-A Defensive Coordinator of the Year by American Football Coach magazine. Tech's 1999 defensive unit led Division I-A in scoring defense and ranked third in two other categories.

Since coming to Tech in 1987, Foster has worn several coaching hats. Foster assumed the position of co-defensive coordinator in 1995 and took over as the sole defensive coordinator in '96. The inside linebackers continue to be his primary responsibility.

A 1981 graduate of Murray State, Foster was an outstanding strong safety and outside linebacker from 1977 to 1980. After two years as a graduate assistant at his alma mater, Foster was elevated to a full-time staff position.

The Nokomis, Ill., native coached outside linebackers for three seasons before taking over the inside and outside linebackers in 1986. He also served as the Racers' recruiting coordinator and worked with special teams.

# BRYAN STINESPRING

OFFENSIVE COORDINATOR AND  
TIGHT ENDS COACH



Coach Bryan Stinespring and his wife, Shelley, with their children Daniel, Ella, Olivia, and Caroline.

Bryan Stinespring, an integral member of the Virginia Tech staff as both a coach and recruiter, is in his ninth season overseeing the Hokies' offense. Stinespring was promoted to offensive coordinator in December 2001 and began those duties during the Hokies' Gator Bowl game against Florida State on New Year's Day.

The 2010 season marks Stinespring's 18th year as a full-time coach on Frank Beamer's staff at Tech. In 2006, he returned to coaching the tight ends after eight seasons as the offensive line coach.

This year, Stinespring's offense has flourished and is led by senior Tyrod Taylor, the ACC's Player of the Year, who has re-written the Tech record book at the quarterback position.

Stinespring took over the offensive line duties in the spring of 1998. Prior to taking over the O-line duties, Stinespring coached Tech's tight ends and assisted with the offensive line for five seasons. He was the Hokies' recruiting coordinator for eight years (1994-2001) and continues to be instrumental in helping attract top high school talent to campus. In 2001, he served as Tech's assistant head coach along with his other duties.

Stinespring initially joined the Tech staff in 1990 as a graduate assistant coach and spent two seasons in that capacity helping with the offensive line. After serving as the director of sports programs in 1992, he was elevated to a full-time coaching position prior to the 1993 season.

A native of Clifton Forge, Va., Stinespring was a walk-on player for James Madison University in the early 1980s.

# JIM CAVANAUGH

RECRUITING COORDINATOR AND STRONG SAFETY AND OUTSIDE LINEBACKERS COACH



Coach Jim Cavanaugh and his wife, Marsha.

Jim Cavanaugh has played a major role in Virginia Tech's success since joining Frank Beamer's coaching staff in 1996. Cavanaugh is in his 15th season as the Hokies' strong safety and outside linebackers coach and his ninth year as Tech's recruiting coordinator. He helped coach rover Davon Morgan to All-ACC accolades this season.

No one has been more instrumental in bringing top-notch talent to the Tech program than Cavanaugh. He was named one of the top 25 recruiters in the country last year by ESPN.com. Over the past 12 years, his recruiting skills have helped the Hokies attract, among others, prep All-Americans Michael Vick, Nathaniel Adibi, Victor Harris, D.J. Coles, Bryan Randall, Jonathan Lewis, Marcus Vick, Mark Shuman, Xavier Adibi, Dyrrell Roberts and Chris Ellis.

Tech's appearance in the 2011 Discover Orange Bowl will mark Cavanaugh's 27th postseason game as a coach and 19th in a row. A former star receiver at William & Mary, he is a veteran of 40 years coaching. Cavanaugh has been a part of 11 conference championships and has been associated with four Hall of Fame Coaches (played for Marv Levy at W&M; coached with Lou Holtz at NCSU; coached with Bobby Ross at Maryland; and coached with Bob Thalman at VMI).

During his years as a receiver at William & Mary, Cavanaugh surpassed the Tribe's career record in receiving with 117 catches and over 1,600 yards. He also earned honorable mention All-America honors in 1967 and was co-captain of his team in 1969. Cavanaugh was inducted into the William & Mary Sports Hall of Fame in April 2001.

# TORRIAN GRAY

DEFENSIVE BACKFIELD COACH



Coach Torrian Gray with his wife, Elayna, and daughter Tori.

Former Virginia Tech defensive standout and NFL product Torrian Gray, who is in his fifth season as the Hokies' defensive backfield coach, has made an immediate impact on Tech's defense.

This season, his backfield is ranked among the country's best in interceptions and pass efficiency defense with All-American Jayron Hosley leading the way. Last year, his group finished 11th in the country in pass defense and eighth in pass efficiency defense and was led by eventual NFL draft pick Kam Chancellor. In 2008, led by All-American Victor Harris, Gray's secondary was ranked among the nation's leaders in pass defense (129.1 ypg) and interceptions (20).

Prior to coming to Blacksburg, Gray spent the previous two seasons as assistant defensive backs coach with the NFL's Chicago Bears.

Gray began his coaching career at the University of Maine, serving as defensive backs coach for two seasons (2000-01). Gray spent the 2002 and 2003 seasons as defensive backs coach at the University of Connecticut. While there, the UConn defense ranked among the nation's best despite moving up to Division I-A in 2002.

During his playing career at Virginia Tech (1992-96), Gray helped the Hokies to four consecutive bowls for the first time in school history. Gray was named All-BIG EAST all three seasons and helped Tech to conference championships his last two years. He shared the team lead in interceptions in both 1993 and 1994 and was named the Hokies' Outstanding Defensive Back in 1996. Gray earned a bachelor's degree in consumer studies from Tech.

Gray was drafted in the second round of the 1997 NFL Draft (49th overall) by the Minnesota Vikings. He started five games as a rookie, including two playoff contests. He contributed as a starter in the nickel package and as a special teams player before retiring in the spring of 2000 due to a knee injury. The Vikings advanced to the playoffs in each of his three seasons.

Gray is a native of Lakeland, Fla.

# CURT NEWSOME

OFFENSIVE LINE COACH



Coach Curt Newsome and his wife, Melinda, and daughter Elizabeth. Son Curtis is not pictured.

Curt Newsome is in his fifth season as the offensive line coach for the Hokies and this season, he's seen his line progress each week, culminating with three players earning all-conference honors. Prior to his arrival in Blacksburg, he was an assistant coach at James Madison University for seven seasons.

A familiar face in the Virginia high school ranks, he is also one of the top recruiters in the region and helped sign prep star Tyrod Taylor in 2006.

Newsome served as the offensive line coach and assistant head coach his last three seasons at James Madison, helping guide the Dukes to the Division I-AA national championship in 2004. He joined the JMU staff in March 1999 and worked as the defensive line coach his first three seasons. In 2002, he coached Madison's offensive tackles and tight ends.

During his stint at JMU, Newsome coached All-Americans on both sides of the ball – defensive end Chris Morant, who was a two-time first-team All-American, and offensive guard Matt Magerko, who received first-team AP All-America honors in 2004 when the Dukes won the I-AA national title.

Prior to joining the JMU staff, Newsome was head coach in 1998 at Newport News' Heritage High School, where he was the AP's Virginia Scholastic Coach of the Year. He coached from 1987 to 1997 at Kecoughtan High School and also coached at both Phoebus and Ervington high schools.

Newsome received a bachelor's degree in physical education from Emory & Henry in 1982.



# MIKE O'CAIN

QUARTERBACKS COACH



*Coach Mike O'Cain and his wife, Nancy.*

Mike O'Cain is in his fifth season as the quarterbacks coach at Virginia Tech. He has had a big hand in the development of Tyrod Taylor, who has broken numerous school records and was named the ACC's Player of the Year.

A veteran of the Atlantic Coast Conference, O'Cain was formerly the head coach at NC State and offensive coordinator at both North Carolina and Clemson. O'Cain returned to the sidelines in 2006 after a one-year hiatus in which he served as the color commentator for the Hokie Playback broadcasts of home Virginia Tech football games.

Prior to that, he coached at Clemson in 2004, serving as the offensive coordinator and quarterbacks coach.

O'Cain began his coaching career at Clemson in 1977 as a graduate assistant. He coached the offensive backfield at The Citadel for the 1978-80 seasons before moving to Murray State, where he was an assistant under Tech head coach Frank Beamer from 1981-84.

After one year as the assistant head coach at East Carolina, O'Cain joined Dick Sheridan as quarterbacks coach at NC State. O'Cain served as a top assistant under Sheridan from 1986-92 and was a part of a staff that coached the Wolfpack in six bowl games.

In 1993, Sheridan decided to retire just five weeks prior to the start of August practice and O'Cain was promoted to head coach. Despite a short period of time for preparation, O'Cain took NC State to a 7-4 regular-season record and an invitation to the Hall of Fame Bowl.

After the 1999 season, O'Cain joined the North Carolina football staff as the offensive coordinator and quarterbacks coach. He helped the Tar Heels to a winning season in 2000, and then moved to Clemson in December to replace Rich Rodriguez as quarterbacks coach. He spent four years at Clemson, taking part in three bowl games.

A native of Orangeburg, S.C., O'Cain was a three-year letterwinner at Clemson, where he was the most valuable player and a captain of Clemson's 1976 team, working as both the punter and quarterback. He is still ranked in Clemson's history for passing efficiency. He received his bachelor's degree in recreation parks administration from Clemson in 1977.

# KEVIN SHERMAN

WIDE RECEIVERS COACH



*Coach Kevin Sherman and his wife, Jennifer.*

Kevin Sherman is in his fifth season as the Hokies' wide receivers coach and is loaded with a slew of veteran receivers who have been playing since they were freshmen two years ago.

Sherman, who spent five seasons serving in the same capacity at Wake Forest University before coming to Tech, is a native of nearby Radford and a graduate of Radford High School and Ferrum (Va.) College.

During his time with the Demon Deacons, Sherman worked closely with All-ACC performers John Stone and Fabian Davis, both of whom went on to have successful professional football careers with Oakland and Tampa Bay, respectively.

Sherman became an assistant coach at WFU after working four years as an assistant coach at Ohio University. Sherman was one of eight Ohio assistant coaches who accompanied head coach Jim Grobe to Winston-Salem in December 2000.

Prior to his stint at Ohio University, Sherman coached at Virginia Military Institute (VMI). In his four seasons with the Keydets, he coached in several capacities under three different head coaches. Beginning as the running backs coach, he later became the quarterbacks and receivers coach and coordinator for the passing game.

A 1992 graduate of Ferrum, Sherman served as captain of the Panther football team and was chosen as the team's Most Valuable Player as a senior in 1990. During the 1991 season, he served as a student assistant football coach before becoming an assistant football coach at Methodist (NC) College in 1992.

# CHARLEY WILES

DEFENSIVE LINE COACH



*Coach Charley Wiles and his wife, Andrea, with their children Kendell and Eric.*

Charley Wiles, a former All-America player for Frank Beamer at Murray State, has produced five All-Americans of his own since joining Beamer's Virginia Tech staff as defensive line coach in 1996.

Among the top players Wiles has helped develop during his 15 seasons directing the Tech line are ends Corey Moore and Cornell Brown.

In all, 20 of Wiles' players have won all-conference honors, including end Steven Friday and tackle John Graves this year. In 2008, ends Orion Martin and Jason Worilds both earned second-team honors and were among the league leaders in sacks and tackles for loss.

Wiles, a native of DeLand, Fla., is on his second tour of duty at Tech. He originally joined Beamer's Tech staff as a graduate assistant in 1987 and worked in that capacity for two years. Wiles first had a player-coach relationship with Beamer, when Beamer was the head man at Murray State. Wiles won Kodak Division I-AA All-America honors as an offensive lineman in 1986.

When he left Tech after the 1988 season, Wiles spent a year on the staff at East Tennessee State. He then returned to Murray State for a six-year coaching tenure, winding up as the Racers' co-defensive coordinator. In 1995, he helped coach the Racers to an 11-0 regular-season mark and a berth in the NCAA Division I-AA playoffs. Wiles also served as MSU's recruiting coordinator, helping land many of the Racers' top players.

When Wiles rejoined Beamer at Tech in 1996, he fulfilled a goal he had set during his first stint in Blacksburg. The Hokies have competed in bowl games during each season since he rejoined the staff.

# DR. JOHN BALLEIN

## ASSOCIATE DIRECTOR OF ATHLETICS FOR FOOTBALL OPERATIONS



John Ballein and his wife, Stephanie, with daughters Jalyn and Jordan.

The Virginia Tech athletic department could choose no better person to head up all football operations than associate athletics director for football operations John Ballein, whose rich history with the university makes him the perfect person for the job. Ballein, who received his doctorate of education from Virginia Tech in 2006 and worked on Coach Frank Beamer's first Virginia Tech staff in 1987 as a graduate assistant coach, handles all administrative and operational duties dealing with the football program and is considered Coach Beamer's right-hand man.

After a year as the running backs coach at Western Kentucky University in 1988, Ballein returned to Tech as recruiting coordinator and has been with the Hokies ever since. He was promoted to assistant director of athletics for football operations in 1996 and, in 2000, received another promotion to his current position for his excellent work throughout the years with Tech football.

A native of Bentleyville, Pa., Ballein was a linebacker at Indiana University of Pennsylvania, where he graduated with a degree in health and physical education in 1983. He later earned his master's in education from Old Dominion University in 1987. In 1983-84, Ballein served as a teacher and a football coach at Woodrow Wilson High School in Portsmouth, Va., and then at Western Branch High in Chesapeake, Va., in 1985-86.

What makes Ballein so important is the rapport he has with all the players. His office, adjacent to Coach Beamer's, is a preferred hangout for the players, and he is one of the most beloved and respected members of the staff.

"At Virginia Tech, Coach Beamer talks a lot about family," former Hokie standout and Denver Broncos wide receiver Eddie Royal said. "One of the main reasons that the program truly feels like family is John Ballein. I don't know how he does it, but he doesn't miss a thing. If you've messed up, he's the first person there to help you get back on track. If you've done something special, he's the first person there to shake your hand and tell you great job. Now that I'm away from the program, he's the person who checks in to make sure I'm doing okay. The reason he's so popular with all the players is because you can tell he's genuine. He really cares about us, and that makes it easy to really care about him."

Ballein is married to the former Stephanie Green, a Hokie basketball player in her undergraduate days. They have two daughters, Jordan Gray, 15, and Jalyn Ann, 12.

## FOOTBALL SUPPORT STAFF



**Mike Gentry**  
Assistant A.D. for  
Athletic Performance



**Lester Karlin**  
Equipment Manager




**Bruce Garnes**  
Football Operations  
Assistant



**Mike Goforth**  
Assistant A.D. for  
Athletic Training



**Johnny Shelton**  
Team Chaplain



**Diana Clark**  
Executive Secretary to  
Coach Beamer



**Lisa Marie**  
Administrative  
Assistant



**Kristie Verniel**  
Administrative  
Assistant


## GRADUATE ASSISTANT COACHES



**Zac Lowe**



**Orion Martin**



**John Candelas**  
Graduate Assistant



**Jimmy Martin**  
Graduate Assistant



# FOOTBALL SUPPORT GROUPS



The video staff for 2010: (front, l-r) Jed Castro (producer), Samantha Skeeter, Sophie Karatsikis, Catherine Cunico, Andrea Vera, Erik Nuenighoff, Megan Caligiuri (graphic artist); (back, l-r) Tom Booth (director of video), Kevin Hicks (director of broadcasting), Brian Walls (producer), Mickey McGee, Brad Gross and Josh Rubin.



The Virginia Tech strength and conditioning staff for football (l-r): Keith Short, Jarrett Ferguson, Mike Gentry, Carlton Weatherford and Ryan Shuman.



The football equipment managers for 2010: (front, l-r) Mike Colucci, Brian Equi, Lester Karlin, Lenny Brown, Mark Becker; (back, l-r) Jeff Edwards, Trey Routier, Jeremiah Criner, Chad Atherton, Lucas Johnson and Peter Murray.



Virginia Tech's sports medicine staff for 2010 includes (front, l-r) Chris Deneault, Freddy Purnell, Geoff Kade, Jon Clark Teglas; (back, l-r) Mike Goforth, ATC, director of athletic training; Erin Carroll, Kaitlin Watkins, Lauren Sabatini, Shannon Sampson and Keith Doolan, ATC.



Tech's gameday sideline communication team for 2010 is (l-r) Brock Burroughs, Don Croy and Corey Earles.



# JIM WEAVER

## DIRECTOR OF ATHLETICS

James C. Weaver, whose innovative ideas and work as a reformer have made him one of college athletics' most popular administrators, is the director of athletics at Virginia Tech.

Weaver, 65, was appointed on Sept. 24, 1997, and has been a tireless leader on behalf of Tech athletics. His efforts were recognized in 2009 when he accepted the prestigious John L. Toner Award, which is presented annually by the National Football Foundation & College Hall of Fame. The award is given to a director of athletics who has demonstrated superior administrative abilities and shown outstanding dedication to college athletics and particularly college football.

In his 13 years on the job at Tech, Weaver has taken steps to place increased emphasis on projects benefiting student-athletes. Under his leadership, the athletics department entered into a comprehensive agreement with NIKE beginning in 2007-08 which provides uniforms, clothing and equipment for all Virginia Tech varsity teams over an eight-year period.

A top personal priority for Weaver is the continuing improvement of Tech's facilities. Progress is evident in a number of new facilities now in use or currently under construction.

A new football locker room and lounge has been constructed adjacent to Jamerson Athletic Center. The three-story building was completed in August and features a spacious locker room for players and coaches, as well as a lounge on the second floor and a wrestling facility on the third floor. The vacated space in Jamerson is being renovated to provide expanded weight training, sports medicine and locker room facilities for Olympic sport teams.

Weaver came to Tech from



Western Michigan University where he was director of athletics from January 1996 until he came to Blacksburg. Prior to that, he was AD for three and a half years at UNLV, where he reconstructed a troubled athletic department.

It was with the Nittany Lions' football team that Weaver, a native of Harrisburg, Pa., first made a name for himself in athletics. He was a center and linebacker on Penn State teams coached by the

legendary Rip Engle and Joe Paterno.

Weaver graduated from Penn State in 1967 with a bachelor's in psychology and rehabilitation education. He received a master's in college counselor education, also from Penn State, in 1968.

Weaver started a coaching career as an assistant at Penn State for six seasons. During that time, the Nittany Lions played in five bowl games – the Cotton, Gator, Sugar and Orange (twice).

Prior to landing the athletic director's job at UNLV, Weaver spent nine years at the University of Florida. He was a strong force at Florida in the field of compliance and concluded his time there as associate athletics director.

Weaver and his wife Traci have four sons – Josh, Paul, Cole and Craig.



Weaver poses with his wife Traci and their four sons - Josh, Paul, Cole and Craig - after being presented the Toner Award in 2009.

## ATHLETICS ADMINISTRATION



**Sharon McCloskey**  
Senior Associate  
A.D./SWA



**Tim East**  
Associate A.D.,  
External Affairs



**Tom Gabbard**  
Associate A.D.,  
Internal Affairs



**Chris Helms**  
Associate A.D.,  
Olympic Sports



**Jon Jaudon**  
Associate A.D.,  
Administration



**John Ballein**  
Associate A.D.,  
Football Operations



**Mike Gentry**  
Assistant A.D.,  
Athletic  
Performance



**Reyna Gilbert-Lowry**  
Assistant A.D.,  
Student Life



**Mike Goforth**  
Assistant A.D.,  
Athletic Training



**Jermaine Holmes**  
Director of Student-  
Athlete Academic  
Support Services



**Pam Linkous**  
Director, Human  
Resources and  
NCAA Initiatives



**Lu Merritt**  
Director of  
Development for  
Intercollegiate  
Athletics



**Tim Parker**  
Senior Assistant  
A.D.,  
Compliance



**Lisa Rudd**  
Assistant A.D.,  
Financial Affairs



**Dave Smith**  
Assistant A.D.,  
Athletics  
Communications



**Sandy Smith**  
Assistant A.D.,  
Ticketing Services



**Cara Walters**  
Game Operations  
Manager



**Jeremy Wells**  
Assistant A.D.,  
Marketing &  
Promotions



**Russ Whitenack**  
Director of the  
Monogram Club



# VIRGINIA TECH

## A UNIVERSITY INVENTING THE FUTURE

Beginning in 1872 with 132 students and two programs of study, Virginia Polytechnic Institute and State University, popularly known as Virginia Tech, has evolved into a comprehensive university of national and international prominence. With nearly 28,450 students in Blacksburg and about 2,500 other students statewide, the university provides a challenging academic environment that is a fount of world-class scholarship. University tradition is firmly rooted in its motto, *Ut Prosim* (That I May Serve), and its historic land-grant mission is brought to life through learning, discovery and engagement.



**Charles Steger**  
University President



**Larry Killough**  
Faculty Chairman of  
Athletics

### LEARNING

Virginia Tech's challenging academic standards attract high-achieving students. More degree programs - approximately 210 graduate and undergraduate - are available through the university's nine colleges (Agriculture & Life Sciences, Architecture & Urban Studies, Engineering, Liberal Arts & Human Sciences, Natural Resources, Pamplin Business, Science, The Virginia Tech Carilion School of Medicine, and Virginia-Maryland Regional College of Veterinary Medicine) and Graduate School than at any other university in the commonwealth. Some 93 percent of all departments offer e-learning courses, which have attracted more than 130,000 enrollments since 1999.

### DISCOVERY

The university's groundbreaking research transforms lives and communities. With annual research expenditures exceeding \$396 million, Virginia Tech ranks in the top 50 research universities in the United States. With more than 100 research centers, the university also consistently ranks among the top institutions in industry-supported research and in the top 15 in the number of patents issued each year. Tech's nationally and internationally recognized faculty and motivated students are involved in more than 3,500 research projects in fields ranging from biotechnology to materials, from the environment and energy to food and human health, and from transportation to computing information.

### ENGAGEMENT

As part of Virginia Tech's outreach mission and in adherence to its motto, the university serves

and engages the citizens of the commonwealth, the nation, and the world. The university is involved in a multitude of economic and community development projects, many of which focus on education and the dissemination of knowledge to the global society in which we live.

Professionals, organizations, and communities tap Virginia Tech's vast resources, expertise, and research results through hundreds of continuing and professional education programs and five campus centers located throughout the commonwealth. The institution has a long history of providing innovative distance-learning techniques to meet the various needs of working adults and other nontraditional students.

The Inn at Virginia Tech and Skelton Conference Center on campus and The Hotel Roanoke & Conference Center in Roanoke, both owned by Virginia Tech, support the university's outreach mission by working with faculty to plan and host conferences and continuing education and professional programs.

Virginia Tech manages more than \$64 million in funded economic development projects in 44 countries and encourages faculty members to develop global course content and study abroad opportunities for students. In 2009-10, more than 2,250 students from more than 100 foreign countries studied at Tech, while more than 1,100 Virginia Tech students studied abroad.

Virginia Cooperative Extension, operated jointly by Virginia Tech and Virginia State University, has been helping people improve their economic, cultural, and social well being for nearly a century. With 107 city/county offices, tens of thousands of volunteers, and programs across the state, Extension reaches and teaches millions of Virginians annually.



Burruss Hall





Torgersen Bridge

## TECH AT A GLANCE

- Located in Blacksburg, Virginia
- Nine colleges and Graduate School
- Approximately 65 bachelor's degree programs
- Approximately 145 master's and doctoral degree programs
- Nearly 30,900 students, most full-time
- 16:1 student-faculty ratio
- Main campus includes more than 125 buildings, 2,600 acres, and an airport
- Computing and communications complex for worldwide information access
- Ranks 46th in university research expenditures in the United States
- Adjacent Corporate Research Center
- Medical school located in Roanoke, Virginia



War Memorial

## PRINCIPLES OF COMMUNITY

Virginia Tech is a public land-grant university, committed to teaching and learning, research and outreach to the commonwealth of Virginia, the nation and the world community. Learning from the experiences that shape Virginia Tech as an institution, we acknowledge those aspects of our legacy that reflected bias and exclusion. Therefore, we adopt and practice the following principles as fundamental to our on-going efforts to increase access and inclusion and to create a community that nurtures learning and growth for all of its members:

We affirm the inherent dignity and value of every person and strive to maintain a climate for work and learning based on mutual respect and understanding.

We affirm the right of each person to express thoughts and opinions freely. We encourage open expression within a climate of civility, sensitivity and mutual respect.

We affirm the value of human diversity because it enriches our lives and the university. We acknowledge and respect our differences while affirming our common humanity.

We reject all forms of prejudice and discrimination, including those based on age, color, disability, gender, national origin, political affiliation, race, religion, sexual orientation and veteran status. We take individual and collective responsibility for helping to eliminate bias and discrimination and for increasing our own understanding of these issues through education, training and interaction with others.

We pledge our collective commitment to these principles in the spirit of the Virginia Tech motto of *Ut Prosim* (That I May Serve).



2010 GAME-BY-GAME

# THE BOISE STATE GAME: BRONCOS SPOIL TECH PARTY AT FEDEXFIELD, 33-30

FedExField • Landover, Md.  
Sept. 6, 2010 • Attendance: 86,587

No. 3 Boise State scored in the final 70 seconds to hand Virginia Tech a disappointing 33-30 season-opening loss before a sell-out crowd of 86,587 at FedExField on Labor Day evening.

The Hokies put themselves in an early 17-0 hole with a series of miscues, but managed to battle back to capture the lead in the third quarter.

Tech was up 30-26 before Boise quarterback Kellen Moore connected on his third touchdown pass of the game with 1:09 remaining. The lead changed hands four times during the final 22 minutes of the game.

Tailback Ryan Williams scored three touchdowns, and quarterback Tyrod Taylor accounted for 259 of Tech's 314 yards of offense. The Hokies blocked a pair of kicks for the 22nd time under Frank Beamer.

**GAME NOTES**

- Six true freshmen dressed for the game, with two – Kyle Fuller (special teams) and Derrick Hopkins (defensive line) – seeing action.
- The last time Virginia Tech trailed 17-0 after one quarter was in 1992 when Miami led 17-0 after the first stanza. UM went on to win that game 43-23.
- There were three blocked kicks in the game. Both teams blocked a punt, and Tech added a blocked extra point attempt.
- It marked the third straight season the Hokies opened the season with a loss at a neutral site.

**FINAL STATISTICS**

No. 3 Boise State	17	3	6	7	—	33
No. 10 Virginia Tech	0	14	13	3	—	30

- BSU (12:44 re 1st) - FG Brotzman 44
- BSU (9:48 re 1st) - Pettis 8 pass from Moore (Brotzman kick)
- BSU (1:11 re 1st) - Gallarda 2 pass from Moore (Brotzman kick)
- VT (11:44 re 2nd) - Williams 1 run (Hazley kick)
- BSU (10:23 re 2nd) - FG Brotzman 47
- VT (0:57 re 2nd) - Williams 12 pass from Taylor (Hazley kick)
- VT (6:34 re 3rd) - Williams 1 run (Hazley kick)
- BSU (5:58 re 3rd) - Harper 71 run (kick blocked)
- VT (2:40 re 3rd) - Boykin 28 pass from Taylor (pass failed)
- VT (7:38 re 4th) - FG Hazley 34
- BSU (1:09 re 4th) - Pettis 13 pass from Moore (Brotzman kick)

Team Stats	BSU	VT
First downs	18	21
Rushes-yds.	24-168	44-128
Passing yds.	215	186
Return yds.	44	0
Passes	23-38-0	15-22-0
Punts-avg.	3-34.3	4-33.8
Fumbles-lost	2-2	2-1
Penalties-yds.	11-105	7-55
Time of poss.	25:40	34:20
Sacks by	3-12	2-19

**Individual Totals**

**Rushing** — BS, Martin 12-83, Harper 4-80, Avery 5-26, Team 1-(-2), Moore 2-(-19); VT, Taylor 16-73, Williams 20-40, Evans 4-16, Wilson 1-2, Team 1-0, Oglesby 1-0, Coale 1-(-3).

**Passing** — BS, Moore 23-38-0-215; VT, Taylor 15-22-0-186.

**Receiving** — BS, Young 6-80, Pettis 6-73, Shoemaker 3-20, Harper 2-7, Gallarda 2-4, Linehan 1-11, Efaw 1-10, Burroughs 1-5, Martin 1-5; VT, Boykin 6-102, Roberts 4-27, Williams 2-18, Davis 1-24, Wilson 1-8, Coale 1-7.



Chris Drager (above) and the Hokies kicked off the 2010 season with a big game against No. 3 Boise State in front of 86,587 fans at sold-out FedExField where Tyrod Taylor (below) mounted a comeback before Tech dropped the opener.



# THE JAMES MADISON GAME:

## DUKES PULL THE UPSET AT LANE STADIUM, 21-16

Lane Stadium/Worsham Field • Blacksburg, Va.  
Sept. 11, 2010 • Attendance: 66,233

Quarterback Drew Dudzik ran for two touchdowns and passed for another as James Madison University stunned No. 13 Virginia Tech, 21-16, on a rainy afternoon at Lane Stadium/Worsham Field. The loss was Tech's first in a home opener since the 1995 season and the first to a non-conference team in Blacksburg since the final game of the 1998 season.

With the Dukes trailing 16-7 late in the third quarter, Dudzik engineered a pair of scoring drives to put the visitors ahead. Then, following a Tech fumble, the JMU signal-caller sealed the Hokies' fate with a five-minute-plus drive that ran out the clock. He had help from running back Jamal Sullivan, whose catch and run with a Dudzik pass produced a 77-yard touchdown that lit a fire under the Dukes late in the second quarter.

Tech never punted in the game but suffered three turnovers and had to settle for Chris Hazley field goals on three of its five trips inside the JMU 25-yard line. The Hokies' only TD came on a 17-play, 94-yard drive in the opening quarter.

### GAME NOTES

- The loss snapped a 32-game home winning streak against non-conference opponents spanning back to the final game of the 1998 season when the Hokies, then in the BIG EAST Conference, lost at home to Virginia 36-32.
- Tech's 17-play touchdown drive against the Dukes was its longest since a 17-play TD drive at NC State in 2005.
- The last time the Hokies allowed a pass of 77 yards or longer was in 2003 when quarterback Rasheed Marshall of West Virginia completed a 93-yard pass to Travis Garvin.
- JMU's second quarter touchdown marked the first time the Dukes had scored against the Hokies in 10 quarters of play going back to 1992. The Dukes were shut out on their last two visits to Lane Stadium.

### FINAL STATISTICS

James Madison	0	7	7	7	—	21
No. 13 Virginia Tech	7	6	3	0	—	16

VT (3:24 re 1st)	- Boykin 9 pass from Taylor (Hazley kick)
VT (7:03 re 2nd)	- FG Hazley 30
JMU (4:53 re 2nd)	- Sullivan 77 pass from Dudzik (Wright kick)
VT (0:19 re 2nd)	- FG Hazley 41
VT (11:32 re 3rd)	- FG Hazley 28
JMU (4:06 re 3rd)	- Dudzik 7 run (Wright kick)
JMU (13:45 re 4th)	- Dudzik 12 run (Wright kick)

Team Stats	JMU	VT
First downs	14	23
Rushes-yds.	41-114	44-238
Passing yds.	121	124
Return yds.	9	-4
Passes	5-8-0	10-16-1
Punts-avg.	4-44.8	0-0
Fumbles-lost	2-0	2-2
Penalties-yds.	7-75	4-48
Time of poss.	28:17	31:43
Sacks by	0-0	3-3

### Individual Totals


**Rushing** — JMU, Sullivan 20-49, Dudzik 12-35, Noble 3-17, Long 4-15, Team 2-(-2); VT, Williams 20-91, Taylor 13-86, Evans 7-27, Wilson 3-23, Roberts 1-11.

**Passing** — JMU, Dudzik 5-8-0-121; VT, Taylor 10-16-1-124.

**Receiving** — JMU, Barlow 2-11, Sullivan 1-77, Sharp 1-17, Hunter 1-16; VT, Coale 3-52, Williams 2-35, Younger 2-12, Boykin 1-9, Smith 1-8, Evans 1-8.



Jarrett Boykin opened the scoring against JMU (above) with a 9-yard TD reception. Chris Hazley (below) made all three of his field-goal attempts against the Dukes and went on to connect on 20 consecutive attempts during a 12-game span.





# THE EAST CAROLINA GAME:

## BIG SECOND HALF LIFTS HOKIES TO WIN OVER PIRATES, 49-27

Lane Stadium/Worsham Field • Blacksburg, Va.  
Sept. 18, 2010 • Attendance: 66,233

Virginia Tech scored 28 unanswered points in the second half on the way to posting its first victory of the season, a much-needed 49-27 decision over the East Carolina University Pirates at Lane Stadium/Worsham Field.

Tailback David Wilson and cornerback Rashad Carmichael played big roles in rallying the Hokies from a 27-21 third-quarter deficit. Wilson ran for two touchdowns in less than five minutes to stake Tech to a 35-27 advantage in the waning seconds of the third quarter. Then Carmichael took over, delivering the big blow with a 68-yard interception return for a touchdown at the start of the fourth quarter. A second interception by Carmichael on the Pirates' very next drive preceded a 69-yard touchdown pass from Tech quarterback Tyrod Taylor to receiver Jarrett Boykin that capped the scoring.

Tech held East Carolina to 83 total yards in the second half after allowing 278 yards over the first two quarters of play.

### GAME NOTES

- Sophomore running back David Wilson scored two touchdowns for the first time in his Tech career with runs of 3 and 8 yards against ECU.
- Defensive end James Gayle, defensive tackle Antoine Hopkins, true freshman cornerback Kyle Fuller and safety Antone Exum made their first collegiate starts in the win.
- Tech's 49 points were the most for the Hokies in a game against East Carolina. Tech scored 45 points during a 2000 victory at ECU.
- Five Tech backs had rushing carries of 10 yards or more during the game. The Hokies had 12 running plays of 10 yards or more, including a 24-yard run by redshirt freshman Tony Gregory on his first collegiate carry.

### FINAL STATISTICS

East Carolina	10	14	3	0	—	27
Virginia Tech	7	14	14	14	—	49

ECU (8:21 re 1st)	- FG Barbour 26
ECU (5:42 re 1st)	- Williams 2 run (Barbour kick)
VT (1:41 re 1st)	- Williams 2 run (Hazley kick)
ECU (14:50 re 2nd)	- Harris 7 pass from Davis (Barbour kick)
VT (12:03 re 2nd)	- Roberts 24 pass from Taylor (Hazley kick)
VT (5:58 re 2nd)	- Evans 7 run (Hazley kick)
ECU (0:26 re 2nd)	- Williams 1 run (Barbour kick)
ECU (10:43 re 3rd)	- FG Barbour 41
VT (4:34 re 3rd)	- Wilson 3 run (Hazley kick)
VT (0:29 re 3rd)	- Wilson 8 run (Hazley kick)
VT (13:22 re 4th)	- Carmichael 68 interception return (Hazley kick)
VT (10:53 re 4th)	- Boykin 69 pass from Taylor (Hazley kick)

Team Stats	ECU	VT
First downs	22	22
Rushes-yds.	30-110	41-249
Passing yds.	251	199
Return yds.	6	79
Passes	30-44-2	8-16-0
Punts-avg.	5-40.0	3-39.0
Fumbles-lost	0-0	2-1
Penalties-yds.	11-100	4-47
Time of poss.	32:43	27:17
Sacks by	2-10	3-27

### Individual Totals

**Rushing** — ECU, Williams 17-72, Davis 11-34, Ruffin 1-2, Harris 1-2; VT, Evans 10-91, Wilson 12-89, Taylor 9-32, Gregory 4-29, Williams 6-8.

**Passing** — ECU, Davis 30-44-2-251; VT, Taylor 8-16-0-199.

**Receiving** — ECU, Harris 10-119, Williams 7-37, Bodenheimer 3-22, Lewis 3-22, Arrington 2-34, Bowman 2-1, Jones 1-11, Ruffin 1-5, Womack 1-0; VT, Boykin 3-118, Roberts 2-22, Williams 1-29, Wilson 1-26, Younger 1-4.



David Wilson (above) ran for two scores in the third quarter against ECU and Rashad Carmichael returned an interception 68 yards for a touchdown (below) in the Hokies' 49-27 victory over the Pirates.



# THE BOSTON COLLEGE GAME:

## DEFENSE PITCHES SHUTOUT AS HOKIES PICK UP ROAD WIN, 19-0

Alumni Stadium • Chestnut Hill, Mass.

Sept. 25, 2010 • Attendance: 42,317

Virginia Tech used four second-half field goals by Chris Hazley and stout defensive play over the final 30 minutes to open ACC play with a 19-0 shutout victory at Boston College. The win kept the Hokies perfect (7-0) in conference openers since joining the league in 2004.

Tech gained just 164 yards of offense during the first 30 minutes, but still managed to cling to a 7-0 lead at the intermission thanks to a nine-play, 80-yard scoring drive midway through the half. A 30-yard pass from quarterback Tyrod Taylor to tailback Darren Evans was the key play, and Evans put the finishing touches on it with a 3-yard run for the touchdown.

Boston College piled up 211 yards in the first half but failed to score on two trips inside the red zone. The Eagles ran just two plays on the Hokies' side of the field during the second half while being held to just 39 total yards. Tech's defense posted six sacks, 11 tackles for loss and a pair of pass interceptions during the victory.

Hazley booted field goals on each of Tech's first three possessions of the third quarter. He added a fourth with 3:48 remaining in the game.

Taylor connected on 16 of 21 passes for 237 yards, while David Wilson picked up 67 yards rushing on 16 carries.

### GAME NOTES

- The shutout was the first for Virginia Tech since a 17-0 win over Virginia in Blacksburg in the final regular-season game of the 2006 season. The Hokies' last shutout in a road game was a 45-0 decision at Duke in 2005. The game marked the first time Boston College had been shut out since 1998 when Tech took a 17-0 decision at Alumni Stadium.
- Receiver Dyrell Roberts and tight end Andre Smith both set personal-bests for receptions during the win over the Eagles. Roberts had five catches for 49 yards in the game, while Smith posted four for 44 yards.
- The touchdown by Darren Evans was the first offensive touchdown scored by the Hokies at Alumni Stadium since Lee Suggs ran for a fourth quarter TD in the 2002 game at BC. Tech failed to score on offense during losses at Chestnut Hill in 2006 and 2008.

### FINAL STATISTICS

Virginia Tech	0	7	9	3	—	19
Boston College	0	0	0	0	—	0

VT	(14:55 re 2nd)	- Evans 3 run (Hazley kick)
VT	(11:17 re 3rd)	- FG Hazley 29
VT	(7:45 re 3rd)	- FG Hazley 45
VT	(4:13 re 3rd)	- FG Hazley 29
VT	(3:49 re 4th)	- FG Hazley 32


Team Stats	VT	BC
First downs	16	16
Rushes-yds.	40-106	28-70
Passing yds.	237	180
Return yds.	7	19
Passes	16-21-1	16-32-2
Punts-avg.	4-42.2	6-42.7
Fumbles-lost	0-0	3-1
Penalties-yds.	8-64	5-47
Time of poss.	33:21	26:39
Sacks by	6-46	2-12

### Individual Totals

**Rushing** — VT, Wilson 16-67, Evans 14-30, Taylor 9-10, Team 1-(-1); BC, Harris 19-111, Phifer 1-(-1), Shinskie 3-(-5), Marscovetra 5-(-35).

**Passing** — VT, Taylor 16-21-1-237; BC, Shinskie 11-25-2-130, Marscovetra 5-7-0-50.

**Receiving** — VT, Roberts 5-49, Smith 4-44, Coale 3-91, Evans 1-30, Boykin 1-14, Wilson 1-5, Davis 1-4; BC, Harris 5-21, Lee 4-42, Momah 2-30, Swigert 2-22, Amidon 1-35, Coleman 1-23, Anderson 1-7.



John Graves batted down a pass (above) to help the defense ground the Eagles during Virginia Tech's 19-0 win at Boston College. Eddie Whitley, Jayron Hosley and Rashad Carmichael (below) celebrate an interception that helped preserve the shutout victory.





# THE NC STATE GAME:

## HISTORIC COMEBACK LIFTS HOKIES PAST PACK, 41-30

Carter-Finley Stadium • Raleigh, N.C.  
Oct. 2, 2010 • Attendance: 58,083

Virginia Tech came from behind twice in the fourth quarter and completed the biggest come-back victory of the Frank Beamer era with a 41-30 road victory over No. 23 NC State at Carter-Finley Stadium in front of the third-largest crowd ever at the stadium.

The Wolfpack stormed to a 17-0 lead in the first 16 minutes of the game and led 17-7 at the half. David Wilson gave the Hokies a big lift when he returned the second half kickoff 92 yards for a touchdown. Tech went on to outscore the Pack 34-13 over the final two quarters, but didn't take the lead for good until the 1:27 mark when Jarrett Boykin took a Tyrod Taylor pass and weaved 39 yards for a touchdown.

Sophomore Jayron Hosley's third interception of the game set up an insurance TD for the Hokies as tailback Darren Evans capped a 160-yard rushing game with his second score of the day with 28 seconds left.

### GAME NOTES

- Redshirt sophomore receiver Marcus Davis made his first collegiate start in the game as the Hokies opened with a four receiver set. Another sophomore receiver, D.J. Coles, caught his first collegiate passes during the victory.
- Tech's comeback from 17 points down surpassed a comeback from 15 points down at Virginia in 1995 and now marks the biggest come-from-behind win in Coach Frank Beamer's 23-plus seasons in Blacksburg.
- Quarterback Tyrod Taylor's three touchdown passes tied a personal best for the Tech senior who also threw for three scores at Maryland in 2009.
- Andre Smith became the first Tech tight end to catch two touchdown passes in a game since Keith Willis did it against Cal in the 2003 Insight Bowl.

### FINAL STATISTICS

Virginia Tech	0	7	14	20	—	41
No. 23 NC State	14	3	10	3	—	30

ST	(11:10 re 1st)	- Bryan 7 pass from Wilson (Czajkowski kick)
ST	(6:23 re 1st)	- Haynes 2 pass from Wilson (Czajkowski kick)
ST	(14:11 re 2nd)	- FG Czajkowski 37
VT	(6:34 re 2nd)	- Smith 10 pass from Taylor (Hazley kick)
VT	(14:48 re 3rd)	- Wilson 92 kickoff return (kick failed)
ST	(11:41 re 3rd)	- Williams 34 pass from Wilson (Czajkowski kick)
VT	(9:09 re 3rd)	- Evans 54 run (Coale pass from Taylor)
ST	(4:51 re 3rd)	- FG Czajkowski 32
VT	(12:24 re 4th)	- Smith 4 pass from Taylor (Hazley kick)
ST	(4:42 re 4th)	- FG Czajkowski 42
VT	(1:27 re 4th)	- Boykin 39 pass from Taylor (pass failed)
VT	(0:28 re 4th)	- Evans 3 run (Hazley kick)

Team Stats	VT	NCS
First downs	18	24
Rushes-yds.	37-317	33-145
Passing yds.	123	362
Return yds.	50	52
Passes	12-24-1	21-49-3
Punts-avg.	7-42.4	4-43.0
Fumbles-lost	2-0	2-0
Penalties-yds.	4-50	9-61
Time of poss.	28:21	31:39
Sacks by	1-8	4-20

### Individual Totals

**Rushing** — VT, Evans 15-160, Taylor 16-121, Wilson 6-36; ST, Greene 10-91, Wilson 10-34, Haynes 12-27, Graham 1-(-7).

**Passing** — VT, Taylor 12-24-1-123; ST, Wilson 21-49-3-362.

**Receiving** — VT, Boykin 2-47, Coles 2-16, Smith 2-14, Davis 2-11, Roberts 1-18, Coale 1-15, Evans 1-5, Wilson 1-(-3); ST, Spencer 6-145, Williams 4-103, Haynes 3-34, Greene 3-30, Bryan 2-24, Smith 2-23, Gentry 1-3.



Darren Evans (above) ran for 160 yards and scored two touchdowns, and Jayron Hosley (below) posted three interceptions during the Hokies' 41-30 comeback victory at NC State. Hosley went on to lead the nation in interceptions with eight on the season.



# THE CENTRAL MICHIGAN GAME:

## TAYLOR LEADS HOKIES PAST CHIPPEWAS WITH BIG GAME, 45-21

Lane Stadium/Worsham Field • Blacksburg, Va.

Oct. 9, 2010 • Attendance: 66,233

Quarterback Tyrod Taylor ran for two scores and passed for another to pace Virginia Tech to a 45-21 victory over Central Michigan University at Lane Stadium/Worsham Field.

After CMU opened the game with an 80-yard touchdown drive, Taylor answered with a 72-yard scamper for a TD on Tech's second play of the game and the Hokies never looked back, scoring 38 unanswered points. Taylor added a 7-yard touchdown pass to Andre Smith in the second quarter and chipped in a 15-yard scoring run in the third period. He finished the game with 161 yards passing and 127 on the ground.

Tech won despite running 31 fewer offensive plays than its visitors, going 0-for-8 on third down conversions and being out-gained. The Hokies off-set those numbers with big plays, including a 68-yard TD run by tailback David Wilson and an 80-yard punt return for a touchdown by Jayron Hosley.

### GAME NOTES

- Davon Morgan recorded his first career pass interception during the second quarter. His pick led to a 30-yard field goal by Chris Hazley.
- The Hokies opened in a four-receiver set for the second-straight week. It marked the first time during the 2010 season that the same 22 starters on offense and defense started in back-to-back weeks.
- David Wilson's 68-yard touchdown run in the fourth quarter was the longest run of his Tech career, surpassing a 51-yard run against Marshall last season. Meanwhile, fellow tailback Darren Evans scored a touchdown for the fourth-consecutive game.
- Tyrod Taylor posted a run of 70 yards or longer for the second straight week, and his third career run of 70 yards or longer.

### FINAL STATISTICS

Central Michigan	7	0	0	14	—	21
Virginia Tech	7	17	7	14	—	45

CMU (9:15 re 1st)	- Harris 23 pass from Radcliff (Hogan kick)
VT (8:33 re 1st)	- Taylor 72 run (Hazley kick)
VT (13:33 re 2nd)	- Evans 6 run (Hazley kick)
VT (10:54 re 2nd)	- FG Hazley 30
VT (7:11 re 2nd)	- Smith 7 pass from Taylor (Hazley kick)
VT (2:16 re 3rd)	- Taylor 15 run (Hazley kick)
VT (14:15 re 4th)	- Wilson 68 run (Hazley kick)
CMU (10:45 re 4th)	- Harris 8 pass from Radcliff (Hogan kick)
VT (4:55 re 4th)	- Hosley 80 punt return (Hazley kick)
CMU (1:22 re 4th)	- Poblach 19 pass from Radcliff (Hogan kick)

Team Stats	CMU	VT
First downs	21	17
Rushes-yds.	36-135	28-220
Passing yds.	266	164
Return yds.	19	124
Passes	21-48-1	14-25-0
Punts-avg.	9-43.6	7-49.3
Fumbles-lost	2-0	3-1
Penalties-yds.	5-45	5-45
Time of poss.	35:47	24:13
Sacks by	1-2	3-21

### Individual Totals

**Rushing** — CMU, Cotton 21-105, Volny 2-21, Radcliff 10-10, Harris 1-1, Tipton 2-(-2); VT, Taylor 9-127, Wilson 7-84, Evans 7-35, Gregory 3-3, Thomas 1-(-7), Team 1-(-12).

**Passing** — CMU, Radcliff 21-48-1-161; VT, Taylor 13-23-0-161, Thomas 1-2-0-3.

**Receiving** — CMU, Harris 5-101, Cotton 4-39, Blackburn 2-43, Wilson 2-24, Poblach 2-23, Fraser 2-19, Volny 2-7, Tipton 1-6, Reed 1-4; VT, Boykin 8-117, Evans 1-14, Davis 1-12, Coles 1-11, Smith 1-7, Roberts 1-4, Wilson 1-(-1).



Tyrod Taylor (above) celebrates after one of his two rushing touchdowns against Central Michigan. Davon Morgan (below) had an interception to go along with his tough defensive play in helping the Hokies to a 45-21 win.





# THE WAKE FOREST GAME:

## HUGE FIRST HALF LIFTS HOKIES TO HOMECOMING WIN, 52-21

Lane Stadium/Worsham Field • Blacksburg, Va.  
Oct. 16, 2010 • Attendance: 66,233

Virginia Tech amassed over 600 yards of offense on the way to its fifth consecutive win, a 52-21 Homecoming pounding of Wake Forest at Lane Stadium/Worsham Field.

Quarterback Tyrod Taylor enjoyed a record-setting day, throwing for 292 yards and tying a career high with three touchdown passes. He hit back-up quarterback Logan Thomas – who was split out as a receiver – for a 3-yard score on the Hokies' opening possession to give the Hokies a 7-0 lead and began the onslaught.

Taylor later threw touchdown strikes of 25 yards to Danny Coale and 11 yards to Jarrett Boykin. He also scored a touchdown rushing, getting in the end zone on a 1-yard sneak midway through the second quarter. Darren Evans accounted for the rest of the scoring.

The Hokies gained 314 yards through the air and 291 on the ground on the way to 35 first downs.

Virginia Tech scored touchdowns on eight of its first nine possessions and piled up 49 first-half points while controlling the football for over 41 minutes.

### GAME NOTES

- Receiver Dyrell Roberts had career highs in catches (6) and receiving yards (134) during the win. Danny Coale also finished with over 100 yards receiving (103), giving Tech two 100-yard receivers in the same game for the first time since 2006 when Eddie Royal and Justin Harper did it against Georgia Tech.
- Tech converted 12-of-17 third-down situations in the game after going 0-for-8 on third downs a week earlier against Central Michigan.
- Wake tailback Josh Harris rushed for 241 yards on 20 carries and scored two touchdowns on runs of 33 and 87 yards. His rushing total was the most by a running back ever against a Tech defense.

### FINAL STATISTICS

Wake Forest	7	7	7	0	—	21
Virginia Tech	21	28	3	0	—	52

VT	(13:29 re 1st)	- Thomas 2 pass from Taylor (Hazley kick)
VT	(7:36 re 1st)	- Evans 5 run (Hazley kick)
WF	(6:17 re 1st)	- Harris 33 run (Newman kick)
VT	(3:02 re 1st)	- Coale 25 pass from Taylor (Hazley kick)
VT	(12:34 re 2nd)	- Evans 8 run (Hazley kick)
WF	(12:16 re 2nd)	- Harris 87 run (Newman kick)
VT	(8:49 re 2nd)	- Taylor 1 run (Hazley kick)
VT	(3:36 re 2nd)	- Evans 1 run (Hazley kick)
VT	(0:52 re 2nd)	- Boykin 10 pass from Taylor (Hazley kick)
WF	(11:35 re 3rd)	- Givens 78 pass from Price (Newman kick)
VT	(4:52 re 4th)	- FG Hazley 33

Team Stats	WF	VT
First Downs	9	35
Rushes-yds.	25-254	54-291
Passing yds.	92	314
Return yds.	0	55
Passes	4-17-0	22-35-0
Punts-avg.	8-35.2	2-47.5
Fumbles-lost	0-0	3-0
Penalties-yds.	8-75	4-35
Time of poss.	18:34	41:26
Sacks by	1-8	1-6

### Individual Totals

**Rushing** — WF, Harris 20-241, Campanaro 1-12, Adams 2-2, Price 2-(-1); VT, Wilson 15-105, Evans 12-52, Oglesby 4-44, Gregory 7-34, Taylor 7-31, Thomas 3-15, Davis 1-12, Roberts 2-5, Team 3-(-7).

**Passing** — WF, Price 3-16-0-92, Jones 1-1-0-0; VT, Taylor 19-27-0-292, Thomas 3-8-0-22.

**Receiving** — WF, Givens 2-84, Bohanon 1-8, Brown 1-0; VT, Boykin 8-62, Roberts 6-134, Coale 5-103, Dunn 1-9, Boyce 1-4, Thomas 1-2.



Dyrell Roberts (above) caught six passes for 134 yards, and the Hokie defense was tough all day (below) as Virginia Tech defeated Wake Forest 52-21 on Homecoming in Blacksburg.



# THE DUKE GAME:

## TECH GETS COMPLETE EFFORT IN WIN OVER BLUE DEVILS, 44-7

Lane Stadium/Worsham Field • Blacksburg, Va.  
Oct. 23, 2010 • Attendance: 66,233

Quarterback Tyrod Taylor turned in another stellar performance as Virginia Tech continued its steady improvement with a 44-7 victory over the visiting Duke Blue Devils.

Taylor completed 13-of-17 passes for 280 yards and tied his career-high for touchdown passes in a game for the second week in a row with three. He also was the Hokies' top rusher with 47 yards on six carries. Tech scored on seven of its eight possessions when Taylor was at the helm.

The Tech defense held the Blue Devils to 208 total yards and seven points. Interceptions by cornerbacks Jayron Hosley and Rashad Carmichael led to 10 Tech points.

Special teams also played an important role in the victory as kicker Chris Hazley booted three field goals and punter Brian Saunders averaged 49.7 yards on three kicks. The Hokies also got a 61-yard punt return from Hosley to set up their second touchdown of the game.

### GAME NOTES

- Tech scored 40 points or more in a game for the fourth consecutive week for the first time since the 2000 season when it had 52 vs. Akron, 45 vs. ECU, 49 against Rutgers and 48 vs. Boston College.
- Tech won its sixth game in a row for their longest winning streak since 2006 when it posted wins in its last six games of the regular season.
- Tailback Ryan Williams returned to action for the first time since game three against ECU on Sept. 18 when he left the game in the second quarter with a hamstring injury. He scored a touchdown on a 1-yard plunge against the Blue Devils.
- Austin Fuller and Prince Parker both caught their first collegiate passes in the game.

### FINAL STATISTICS

Duke	0	0	7	0	—	7
No. 23 Virginia Tech	14	13	17	0	—	44

VT	(7:56 re 1st)	- Smith 14 pass from Taylor (Hazley kick)
VT	(1:30 re 1st)	- Williams 1 run (Hazley kick)
VT	(10:05 re 2nd)	- Evans 2 run (Hazley kick)
VT	(2:37 re 2nd)	- FG Hazley 37
VT	(0:38 re 2nd)	- FG Hazley 44
VT	(11:38 re 3rd)	- Roberts 43 pass from Taylor (Hazley kick)
DU	(7:19 re 3rd)	- Hollingsworth 6 run (Snyderwine kick)
VT	(5:08 re 3rd)	- Wilson 65 pass from Taylor (Hazley kick)
VT	(2:38 re 3rd)	- FG Hazley 22

### Team Stats

	DU	VT
First Downs	10	19
Rushes-yds.	30-92	39-159
Passing yds.	116	332
Return yds.	-1	108
Passes	12-36-2	19-31-0
Punts-avg.	9-44.0	3-49.7
Fumbles-lost	2-0	2-1
Penalties-yds.	4-40	3-19
Time of poss.	27:36	32:34
Sack by	1-7	2-11

### Individual Totals

**Rushing** — DU, Connette 8-43, Hollingsworth 4-26, Scott 11-25, Snead 2-2, Thompson 1-1, Renfree 1-(-5); VT, Taylor 6-47, Evans 8-36, Gregory 9-36, Wilson 7-17, Thomas 2-14, Williams 6-10, Team 1-(-1).

**Passing** — DU, Renfree 12-32-1-116, Connette 0-4-1-0; VT, Taylor 13-17-0-280, Thomas 6-14-0-52.

**Receiving** — DU, Vernon 6-44, Braxton 2-29, Varner 2-18, Hollingsworth 1-13, Scott 1-12; VT, Davis 6-64, Coale 2-51, Roberts 2-49, Boykin 2-48, Smith 2-25, Evans 2-15, Wilson 1-65, Fuller 1-11, Parker 1-4.



The Hokie defense played tough (above), and punter Brian Saunders (below) had a great day, averaging 49.7 yards on three punts, as Virginia Tech defeated Duke 44-7 in Blacksburg.





# THE GEORGIA TECH GAME:

## WILSON LIFTS HOKIES TO WILD WIN OVER JACKETS, 28-21

Lane Stadium/Worsham Field • Blacksburg, Va.  
Nov. 4, 2010 • Attendance: 66,233

David Wilson scored two touchdowns in the fourth quarter and Rashad Carmichael made a game-ending interception in the end zone as Virginia Tech battled from behind in a wild 28-21 ACC Coastal Division win over Georgia Tech.

The Hokies fell behind 14-0 in the first quarter and didn't catch up until a 15-yard TD run by Wilson early in the fourth period which pulled them even at 14-all. A scoring pass from Tyrod Taylor to tight end Andre Smith gave Tech its first lead, but Georgia Tech, which lost starting quarterback Joshua Nesbitt to injury late in the first half, marched 80 yards in nine plays to knot the score again at the 2:34 mark.

Wilson delivered the crushing blow when he took the ensuing kickoff and raced 90 yards for his second touchdown of the quarter. The victory wasn't sealed, however, until Carmichael's interception in the end zone with eight seconds left.

The Yellow Jackets out-gained the Hokies 426 yards to 335, with Nesbitt accounting for their first two scores on runs of 1 and 71 yards.

### GAME NOTES

- Linebacker Bruce Taylor posted a career-high 14 tackles in the game, while defensive end Steven Friday recorded a personal-best 12 stops.
- David Wilson became the first Tech player in the modern era to return two kickoff returns for a touchdown in one season. Wilson also tied a school mark for career kickoff returns for a TD with two, tying Terry Strock (1959-61).
- Bud Foster coached his 200th game as Virginia Tech's defensive coordinator/co-coordinator. Foster was the co-coordinator in 1995 and took over as the sole defensive coordinator in 1996, a position he has held ever since.
- Quarterback Tyrod Taylor became the Hokies' all-time total offense leader on an 11-yard run during the second quarter. Taylor had 194 yards of offense in the game to up his career total to 8,134 yards, surpassing previous record-holder Bryan Randall (8,034).

### FINAL STATISTICS

Georgia Tech	14	0	0	7	—	21
No. 20 Virginia Tech	0	7	0	21	—	28

GT	(11:20 re 1st)	- Nesbitt 1 run (Blair kick)
GT	(4:44 re 1st)	- Nesbitt 71 run (Blair kick)
VT	(14:56 re 2nd)	- Williams 4 run (Hazley kick)
VT	(13:21 re 4th)	- Wilson 15 run (Hazley kick)
VT	(6:34 re 4th)	- Smith 2 pass from Taylor (Hazley kick)
GT	(2:34 re 4th)	- Smith 9 run (Blair kick)
VT	(2:23 re 4th)	- Wilson 90 kickoff return (Hazley kick)

Team Stats	GT	VT
First Downs	15	23
Rushes-yds.	51-346	40-198
Passing yds.	80	137
Return yds.	17	34
Passes	2-10-2	15-25-1
Punts-avg.	4-40.2	4-39.8
Fumbles-lost	0-0	1-1
Penalties-yds.	9-52	2-17
Time of poss.	28:49	31:11
Sacks by	0-0	3-13

### Individual Totals

**Rushing** — GT, Allen 23-125, Nesbitt 6-86, Washington 11-45, Jones 5-44, Smith 3-38, Peebles 1-4, Watson 1-4; VT, Evans 15-68, Taylor 9-57, Wilson 7-39, Williams 7-30, Oglesby 1-5, Team 1-(-1).

**Passing** — GT, Washington 2-7-1-80, Nesbitt 0-3-1-0; VT, Taylor 15-25-1-137.

**Receiving** — GT, Melton 1-42, Cone 1-38; VT, Boykin 5-54, Smith 4-39, Coale 2-26, Williams 2-4, Evans 1-7, Oglesby 1-7.



David Wilson (above) returned a kickoff 90 yards for a touchdown in the fourth quarter. Bruce Taylor (51, below) and the defense got the job done, as the Hokies won a huge ACC Coastal Division showdown 28-21 over Georgia Tech.



# THE NORTH CAROLINA GAME:

## BIG SECOND HALF LIFTS HOKIES TO WIN OVER UNC, 26-10

Kenan Stadium • Chapel Hill, N.C.

Nov. 13, 2010 • Attendance: 60,000

Tyrod Taylor tossed two third-quarter touchdown passes, and Virginia Tech forced six turnovers as the Hokies extended their winning streak to eight games with a big 26-10 ACC Coastal Division road win against North Carolina.

As has been the case most of the season, Tech fell behind early as the Tar Heels marched 80 yards on eight plays to start the game with a 7-0 lead. Kicker Chris Hazley kept the Hokies in the game during the first half with three field goals, including a career-long 52-yarder.

UNC's 10-9 advantage disappeared in the third quarter when Taylor and the Tech defense both went to work. Taylor hit receiver Marcus Davis with touchdown throws of 11 and 13 yards, while Hazley added another three-pointer for 17 unanswered third-period points. Meanwhile, Tech's defense shut the Tar Heels down over the final 30 minutes, allowing them just 97 total second-half yards of offense. The Hokies posted four pass interceptions, forced a fumble at the goal line and also came up with a fumble recovery on special teams.

Tech, which played error-free ball, piled up 418 yards of offense, including 249 through the air. Tailbacks Darren Evans and Ryan Williams added 90 and 83 yards, respectively, on the ground.

### GAME NOTES

- Senior place-kicker Chris Hazley extended his string of consecutive field goals made to 17, after making kicks of 52, 38, 26 and 23 yards against North Carolina. Hazley's 17 consecutive field goals tied a Virginia Tech single season mark set by Chris Kinzer in 1986 and equaled by Brandon Pace during the 2006 season.
- Hazley's 52-yard field goal tied a Tech mark for the longest field goal in an ACC game. Jud Dunlevy booted a 52-yarder in Blacksburg against UNC in 2007.
- Junior safety Eddie Whitley recorded his first collegiate pass interception, and it was a big one for the Hokies. Whitley wrestled a potential TD pass away from a UNC receiver in the end zone with the Tar Heels leading 10-6 in the second quarter.

### FINAL STATISTICS

No. 16 Virginia Tech	6	3	17	0	—	26
North Carolina	7	3	0	0	—	10

NC	(11:30 re 1st)	- Ely 1 run (Barth kick)
VT	(5:53 re 1st)	- FG Hazley 52
VT	(2:19 re 1st)	- FG Hazley 38
NC	(12:33 re 2nd)	- FG Barth 20
VT	(3:39 re 2nd)	- FG Hazley 26
VT	(10:38 re 3rd)	- Davis 11 pass from Taylor (Hazley kick)
VT	(7:11 re 3rd)	- FG Hazley 23
VT	(2:37 re 3rd)	- Davis 13 pass from Taylor (Hazley kick)

Team Stats	VT	NC
First downs	19	21
Rushes-yds.	38-169	32-117
Passing yds.	249	197
Return yds.	37	-9
Passes	13-28-0	18-33-4
Punts-avg.	5-44.6	3-35.0
Fumbles-lost	1-0	3-2
Penalties-yds.	9-56	8-34
Time of poss.	31:55	28:05
Sacks by	4-23	3-24

### Individual Totals

**Rushing** — VT, Evans 14-90, Williams 15-83, Team 1-(-1), Taylor 8-(-3); NC, Elzy 17-82, Draughn 5-18, Yates 8-17, Boyd 1-1, Team 1-(-1).

**Passing** — VT, Taylor 13-28-0-249; NC, Yates 18-33-4-197.

**Receiving** — VT, Davis 4-81, Boykin 3-85, Coale 2-52, Smith 2-16, Williams 1-11, Evans 1-4; NC, Elzy 7-102, Byrd 3-31, Barham 3-22, Highsmith 2-22, Draughn 2-16, Jones 1-4.



Eddie Whitley (above) made a huge play, taking the ball away from a Tar Heel in the end zone, and Marcus Davis (below) scored two touchdowns to help the Hokies beat North Carolina 26-10 in Chapel Hill.





# THE MIAMI GAME:

## TECH DOWNS 'CANES, CLINCHES COASTAL DIVISION, 31-17

Sun Life Stadium • Miami Gardens, Fla.

Nov. 20, 2010 • Attendance: 40,101

Virginia Tech captured its fourth ACC Coastal Division title in the last six seasons with a strong fourth quarter performance that produced a 31-17 victory over No. 24 Miami at Sun Life Stadium.

The two teams were deadlocked at 17-all heading into the final 15 minutes of play, and that is when the Hokies took charge on both sides of the ball. Tech broke the tie at the 13:24 mark when tailback Ryan Williams sliced through the line and bolted 84 yards for a touchdown. Cornerback Jayron Hosley's eighth interception of the season set up an 18-yard TD run by quarterback Tyrod Taylor to give the Hokies some breathing room with 6:25 remaining.

Tech added interceptions on the Hurricanes' final two possessions. The Hokies also forced three fumbles in the game to help offset being outgained 464 yards to 369.

Miami completed just three of 16 passes for 34 yards in the second half.

Williams rushed 14 times for 142 yards for the Hokies, while Taylor threw a 43-yard touchdown pass to Danny Coale to go with his rushing touchdown.

### GAME NOTES

- Chris Hazley booted a 49-yard field goal into the wind to extend his streak of consecutive field goals made to 18, a new school single-season record. Chris Kinzer made 17 consecutive field goals during the 1986 season. Brandon Pace equaled the mark with 17 straight in 2006. Pace, who connected on his last five field goals in 2005 before starting his senior season with 17 in a row, holds the career mark for consecutive field goals with 22.

- Tyrod Taylor's rushing touchdown was the 22nd of his career, setting a new career mark for Tech quarterbacks. Bob Schweickert (1962-64) held the previous school record of 21.

- Linebacker Tariq Edwards picked up his first collegiate pass interception.

- Ryan Williams' 84-yard run was the fifth-longest run from scrimmage in school history.

### FINAL STATISTICS

No. 14 Virginia Tech	7	3	7	14	—	31
No. 24 Miami	7	3	7	0	—	17

UM	(11:54 re 1st)	- Hankerson 9 pass from Morris (Bosher kick)
VT	(0:51 re 1st)	- Williams 14 run (Hazley kick)
UM	(11:51 re 2nd)	- FG Bosher 34
VT	(9:23 re 2nd)	- FG Hazley 49
VT	(5:32 re 3rd)	- Coale 43 pass from Taylor (Hazley kick)
UM	(3:55 re 3rd)	- Miller 4 run (Bosher kick)
VT	(13:24 re 4th)	- Williams 84 run (Hazley kick)
VT	(6:25 re 4th)	- Taylor 18 run (Hazley kick)

Team Stats	VT	UM
First downs	19	23
Rushes-yds.	48-251	42-262
Passing yds.	118	202
Return yds.	53	-1
Passes	8-15-0	15-33-3
Punts-avg.	6-47.2	3-41.3
Fumbles-lost	1-1	3-3
Penalties-yds.	4-50	5-55
Time of poss.	33:31	26:29
Sacks by	2-10	5-38

### Individual Totals

**Rushing** — VT, Williams 14-142, Evans 14-73, Wilson 10-28, Taylor 10-8; UM, Miller 15-163, Berry 9-47, James 5-30, Morris 7-12, Cooper 6-10.

**Passing** — VT, Taylor 7-14-0-94, Thomas 1-1-0-24; UM, Morris 15-33-3-202.

**Receiving** — VT, Coale 4-83, Davis 1-17, Williams 1-7, Boyce 1-6, Younger 1-5; UM, Hankerson 6-79, Benjamin 3-64, Cleveland 2-32, Byrd 2-20, Johnson 1-5, James 1-2



Ryan Williams (above) ran for 142 yards and two scores, and Tariq Edwards (24, below) celebrated his first interception as the Hokies clinched the Coastal Division with a 31-17 win over Miami at Sun Life Stadium.



# THE VIRGINIA GAME:

## TECH ROLLS PAST IN-STATE RIVAL ON SENIOR DAY, 37-7

Lane Stadium/Worsham Field • Blacksburg, Va.  
Nov. 27, 2010 • Attendance: 66,233

Virginia Tech's trio of tailbacks combined for all five touchdowns as the Hokies beat in-state rival Virginia 37-7 at a packed Lane Stadium/Worsham Field to become the first ACC football team since 2000 to finish regular-season play with an unblemished league record.

After a scoreless first quarter, tailback Ryan Williams followed an Eddie Whitley interception with a 5-yard touchdown run to get Tech started. Running mate David Wilson followed with a 20-yard TD reception from Tyrod Taylor less than five minutes later as the Hokies built a 17-0 halftime advantage.

Williams and Darren Evans posted third-quarter touchdown runs and then Wilson ran 2 yards for a score in the fourth quarter as Tech put the finishing touches on an 8-0 record in ACC play.

Defensively, the Hokies held the Cavaliers on fourth-and-one at the Tech 14, collected a sack on another fourth-down try at the Tech 30 and foiled a fake punt on a fourth-and-two play in Virginia territory. The Cavs finished with 70 yards on the ground and 291 overall, while converting just one of 12 third-down opportunities.

### GAME NOTES

- The Hokies scored on all six of their trips into the red zone, including five touchdowns.
- Chris Hazley extended his season record streak of consecutive field goals made to 19 with a 40-yarder against Virginia.
- Tyrod Taylor became the school's all-time leader in passing yards on a 25-yard toss to Jarrett Boykin in the third quarter. Taylor also tossed his 20th touchdown pass of the season to become just the third quarterback in school history to throw 20 or more TD passes in a season, joining Maurice DeShazo (22 in 1993) and Bryan Randall (21 in 2004).
- Tech's 8-0 record in ACC play makes them the first team to finish undefeated in conference play since Florida State in 2000.

### FINAL STATISTICS

Virginia	0	0	0	7	—	7
No. 13 Virginia Tech	0	17	14	6	—	37

VT	(14:45 re 2nd)	- Williams 5 run (Hazley kick)
VT	(10:33 re 2nd)	- Wilson 20 pass from Taylor (Hazley kick)
VT	(0:22 re 2nd)	- FG Hazley 40
VT	(11:24 re 3rd)	- Williams 15 run (Hazley kick)
VT	(3:51 re 3rd)	- Evans 6 run (Hazley kick)
VT	(4:53 re 4th)	- Wilson 2 run (kick blocked)
VA	(2:59 re 4th)	- Payne 11 pass from Metheny (Randolph kick)

Team Stats	VA	VT
First downs	13	20
Rushes-yds.	34-70	40-201
Passing yds.	221	182
Return yds.	1	24
Passes	16-26-1	14-24-0
Punts-avg.	6-40.2	6-41.0
Fumbles-lost	1-0	1-0
Penalties-yds.	5-45	5-32
Time of poss.	29:48	30:12
Sacks by	1-3	4-13

### Individual Totals


**Rushing** — VA, Mack 5-31, Jones 11-11, Verica 8-10, Payne 7-8, Metheny 1-7, Fells-Danzer 2-3; VT, Wilson 13-83, Evans 13-70, Taylor 7-24, Williams 7-24.

**Passing** — VA, Verica 12-20-1-168, Rocco 1-3-0-2, Metheny 2-2-0-50, Howell 1-1-0-1; VT, Taylor 13-23-0-176, Thomas 1-1-0-6.

**Receiving** — VA, Inman 3-65, Payne 3-48, Burd 3-47, Jones 3-16, Snyder 2-37, Skrobacz 1-2, Phillips 1-1, Keys 0-5; VT, Boykin 6-72, Wilson 3-65, Coale 3-17, Evans 1-17, Smith 1-11.



Steven Friday (above) and the Tech defense got after in-state rival Virginia as Tech beat the Cavaliers 37-7, allowing Coach Frank Beamer and his Hokies to retain the Commonwealth Cup for the eighth straight season.





# THE ACC CHAMPIONSHIP:

## TAYLOR LEADS HOKIES TO ACC CROWN, 44-33

Bank of America Stadium • Charlotte, N.C.  
Dec. 4, 2010 • Attendance: 72,379

Virginia Tech earned its third ACC football championship in a four-season span as Tyrod Taylor passed for three touchdowns and ran for another in a convincing 44-33 victory over No. 20 Florida State in the Dr. Pepper ACC Championship Game.

A 24-yard interception return for a touchdown by Jeron Gouveia-Winslow put Tech in front 7-3 midway through the first quarter and the Hokies never relinquished the lead. Tech converted 13 of 18 third-downs and did not have a turnover on the way to 442 yards of total offense.

Taylor passed for 263 yards and added 24 yards on the ground, while receiver Danny Coale hauled in six passes for 143 yards. Taylor was named the game's MVP for the second time in his career.

The Tech defense contributed a pair of interceptions and held the Seminoles to 53 yards on the ground.

### GAME NOTES

- Tech's six touchdowns in the game were each scored by a different player.
- Quarterback Tyrod Taylor set a new school mark for touchdown passes in a season when he connected for three TDs against Florida State, giving him 23 touchdown passes on the season. Maurice DeShazo set the previous school mark of 22 in 1993.
- Danny Coale equaled a personal best with six catches against FSU and set a new career high for receiving yards with 143 against the Seminoles.

### FINAL STATISTICS

No. 20 Florida State	10	7	7	9	—	33
No. 12 Virginia Tech	14	7	14	9	—	44

FS	(11:43 re 1st)	- FG Hopkins 32
VT	(8:05 re 1st)	- Gouveia-Winslow 24 interception return (Hazley kick)
VT	(4:37 re 1st)	- Evans 9 run (Hazley kick)
FS	(1:59 re 1st)	- Jones 2 run (Hopkins kick)
VT	(10:34 re 2nd)	- Boykin 19 pass from Taylor (Hopkins kick)
FS	(5:48 re 2nd)	- Jones 6 run (Hopkins kick)
VT	(11:29 re 3rd)	- Coale 45 pass from Taylor (Hazley kick)
VT	(4:43 re 3rd)	- Wilson 21 pass from Taylor (Hazley kick)
FS	(1:44 re 3rd)	- Jones 1 run (Hopkins kick)
VT	(11:29 re 4th)	- Taylor 5 run (kick blocked)
FS	(11:29 re 4th)	- Bradham PAT return
VT	(6:58 re 4th)	- FG Hazley 43
FS	(0:07 re 4th)	- Thompson 20 pass from Manuel (Hopkins kick)

Team Stats	FS	VT
First downs	19	21
Rushing yds.	28-53	43-179
Passing yds.	288	263
Return yds.	0	58
Passes	23-32-2	18-28-0
Punts-avg.	2-42.0	2-36.5
Fumbles-lost	2-0	0-0
Penalties-yds.	0-0	4-36
Time of poss.	24:59	35:01
Sacks by	3-6	1-3

### Individual Totals

**Rushing** — FSU, Jones 6-24, Thompson 8-12, Reed 2-10, Manuel 11-9, Team 1-(-2); VT, Evans 6-69, Williams 11-45, Wilson 14-43, Taylor 11-24, Team 1-(-2).

**Passing** — FSU, Manuel 23-31-2-288, Team 0-1-0-0; VT, Taylor 18-28-0-263.

**Receiving** — FSU, Easterling 6-79, Thompson 5-25, Haulstead 3-73, Reed 3-42, Smith 3-28, Reliford 2-27, Pryor 1-14; VT, Coale 6-143, Wilson 4-42, Boykin 3-35, Smith 2-23, Davis 2-15, Williams 1-5.



After being named the ACC Player of the Year earlier in the week, Tyrod Taylor (above) was sensational in earning MVP honors in the ACC Championship game. Danny Coale (below) burned the Seminoles with six catches for 143 yards and a touchdown as Virginia Tech beat Florida State 44-33 in Charlotte.





# ACC STANDINGS & HONORS

## 2010 ACSMA/AP ALL-ACC FOOTBALL TEAM

(Total Points) • Maximum 120 Points / 61 Voters

### OFFENSE

	<b>First Team</b>
Quarterback	<b>Tyrod Taylor, Virginia Tech (77)</b>
Running Back	Montel Harris, Boston College (122) Anthony Allen, Georgia Tech (108)
Wide Receiver	Leonard Hankerson, Miami (118) Torrey Smith, Maryland (96)
Tight End	George Bryan, NC State (92)
Tackle	Anthony Castonzo, Boston College (79) Chris Hairston, Clemson (69)
Guard	Rodney Hudson, Florida State (116) Brandon Washington, Miami (50)
Center	Sean Bedford, Georgia Tech (91)
Kicker	<b>Chris Hazley, Virginia Tech (100)</b>
Specialist	Tony Logan, Maryland (69)

### Honorable Mention (10 points or more)

WR	Dwight Jones, North Carolina (20)
OT	Jake Vermiglio, NC State (34); Paul Pinegar, Maryland (27)
OG	Thomas Claiborne, Boston College (34)
C	<b>Beau Warren, Virginia Tech (22)</b>
TE	Cooper Helfet, Duke (24); <b>Andre Smith, Virginia Tech (23)</b>
RB	Johnny White, North Carolina (22)
QB	T.J. Yates, North Carolina (21)
PK	Casey Barth, North Carolina (20)
SP	Marcus Gilchrist, Clemson (24)

### Second Team

Russell Wilson, NC State (75)
Damien Berry, Miami (37)
Keith Payne, Virginia (30)
Conner Vernon, Duke (70)
Owen Spencer, NC State (41)
Dwayne Allen, Clemson (31)
Orlando Franklin, Miami (65)
<b>Blake DeChristopher, Virginia Tech (39)</b>
<b>Jaymes Brooks, Virginia Tech (41)</b>
Omoregie Uzzi, Georgia Tech (35)
Jonathan Cooper, North Carolina (35)
Will Snyderwine, Duke (38)
<b>David Wilson, Virginia Tech (61)</b>

### DEFENSE

	<b>First Team</b>
Defensive End	Da'Quan Bowers, Clemson (120) Brandon Jenkins, Florida State (101)
Defensive Tackle	Quinton Coples, North Carolina (101) Jarvis Jenkins, Clemson (63)
Linebacker	Luke Kuechly, Boston College (112) Nate Irving, N.C. State (105) Alex Wujciak, Maryland (78)
Cornerback	<b>Jayron Hosley, Virginia Tech (112)</b> Chase Minnifield, Virginia (57)
Safety	DeAndre McDaniel, Clemson (99) Kenny Tate, Maryland (78)
Punter	Matt Bosher, Miami

### Honorable Mention (10 points or more)

DT	J.R. Sweezy, NC State (26)
LB	Colin McCarthy, Miami (34); Abraham Kromah, Duke (30)
CB	Greg Reid, Florida State (20)

## ACC STANDINGS

### COASTAL DIVISION

School	ACC	Overall
Virginia Tech	8-0	11-2
Miami	5-3	7-5
North Carolina	4-4	7-5
Georgia Tech	4-4	6-6
Virginia	1-7	4-8
Duke	1-7	3-9

### ATLANTIC DIVISION

School	ACC	Overall
Florida State	6-2	9-4
Maryland	5-3	8-4
NC State	5-3	8-4
Boston College	4-4	7-5
Clemson	4-4	6-6
Wake Forest	1-7	3-9

## ACC BOWL PAIRINGS

### Bowl

Discover Orange Bowl	Jan. 3 / 8 p.m.	Site	Miami Gardens, Fla.
Advocare V100 Independence Bowl	Dec. 27 / 5 p.m.	Shreveport, La.	
Champs Sports Bowl	Dec. 28 / 6:30 p.m.	Orlando, Fla.	
Military Bowl	Dec. 29 / 2:30 p.m.	Washington, D.C.	
Franklin American Mortgage Music City Bowl	Dec. 30 / 6:30 p.m.	Nashville, Tenn.	
Meineke Car Care Bowl	Dec. 31 / Noon	Charlotte, N.C.	
Hyundai Sun Bowl	Dec. 31 / 2 p.m.	El Paso, Texas	
Chick-fil-A Bowl	Dec. 31 / 7:30 p.m.	Atlanta, Ga.	
Kraft Fight Hunger Bowl	Jan. 9 / 9 p.m.	San Francisco, Calif.	

### Day / Local Time

### Site

### Venue

### Matchup

### Network

Virginia Tech vs. Stanford	ESPN
Georgia Tech vs. Air Force	ESPN2
NC State vs. West Virginia	ESPN
Maryland vs. East Carolina	ESPN
North Carolina vs. Tennessee	ESPN
Clemson vs. USF	ESPN
Miami vs. Notre Dame	CBS
Florida State vs. South Carolina	ESPN
Boston College vs. Nevada	ESPN

## 2010 INDIVIDUAL AWARDS

ROOKIE OF THE YEAR: Danny O'Brien, Maryland  
 COACH OF THE YEAR: Ralph Friedgen, Maryland  
 PLAYER OF THE YEAR: **Tyrod Taylor, Virginia Tech**  
 OFFENSIVE PLAYER OF THE YEAR: **Tyrod Taylor, Virginia Tech**  
 DEFENSIVE PLAYER OF THE YEAR: Da'Quan Bowers, Clemson



# 2010 STATISTICS

## TEAM STATISTICS

	VT	OPP
SCORING	462	248
Points Per Game	35.5	19.1
FIRST DOWNS	273	225
Rushing	138	88
Passing	116	116
Penalty	19	21
RUSHING YARDAGE	2716	1936
Yards gained rushing	3050	2274
Yards lost rushing	334	338
Rushing Attempts	536	434
Average Per Rush	5.1	4.5
Average Per Game	208.9	148.9
TDs Rushing	30	16
PASSING YARDAGE	2628	2591
Comp-Att-Int	184-310-4	206-406-22
Average Per Pass	8.5	6.4
Average Per Catch	14.3	12.6
Average Per Game	202.2	199.3
TDs Passing	23	15
TOTAL OFFENSE	5344	4527
Total Plays	846	840
Average Per Play	6.3	5.4
Average Per Game	411.1	348.2
KICK RETURNS: #-Yards	43-1017	57-1394
PUNT RETURNS: #-Yards	21-261	21-89
INT RETURNS: #-Yards	22-364	4-67
KICK RETURN AVERAGE	23.7	24.5
PUNT RETURN AVERAGE	12.4	4.2
INT RETURN AVERAGE	16.5	16.8
FUMBLES-LOST	20-8	22-8
PENALTIES-Yards	63-554	87-734
Average Per Game	42.6	56.5
PUNTS-Yards	53-2291	66-2695
Average Per Punt	43.2	40.8
Net punt average	38.2	36.3
TIME OF POSSESSION/Game	31:55	28:05
3RD-DOWN Conversions	75/166	65/186
3rd-Down Pct	45%	35%
4TH-DOWN Conversions	5/11	12/23
4th-Down Pct	45%	52%
SACKS BY-Yards	33-205	26-142
MISC YARDS	0	0
TOUCHDOWNS SCORED	58	31
FIELD GOALS-ATTEMPTS	20-21	10-16
ON-SIDE KICKS	0-0	1-2
RED-ZONE SCORES	(54-60) 90%	(30-40) 75%
RED-ZONE TOUCHDOWNS	(39-60) 65%	(23-40) 57%
PAT-ATTEMPTS	(52-55) 95%	(30-31) 97%
ATTENDANCE	463631	200501
Games/Avg Per Game	7/66233	4/50125
Neutral Site Games		2/79483

## RUSHING

	GP	Att	Gain	Loss	Net	Avg	TD	Long	Avg/G
Darren Evans	13	139	846	29	817	5.9	11	54	62.8
Tyrod Taylor	13	130	823	186	637	4.9	5	72	49.0
David Wilson	12	111	639	23	616	5.5	5	68	51.3
Ryan Williams	9	106	525	52	473	4.5	9	84	52.6
Tony Gregory	10	23	107	5	102	4.4	0	24	10.2
Josh Oglesby	12	6	49	0	49	8.2	0	16	4.1
Logan Thomas	7	6	29	7	22	3.7	0	11	3.1
Dyrell Roberts	9	3	20	4	16	5.3	0	11	1.8
Marcus Davis	13	1	12	0	12	12.0	0	12	0.9
Danny Coale	13	1	0	3	-3	-3.0	0	0	-0.2
Team	11	10	0	25	-25	-2.5	0	0	-2.3
Total	13	536	3050	334	2716	5.1	30	84	208.9
Opponents	13	434	2274	338	1936	4.5	16	87	148.9

## PASSING

	G	Effic	Cmp-Att-Int	Pct	Yds	TD	Lng	Avg/G
Tyrod Taylor	13	159.04	172-284-4	60.6	2521	23	69	193.9
Logan Thomas	7	80.72	12-26-0	46.2	107	0	24	15.3
Total	13	152.47	184-310-4	59.4	2628	23	69	202.2
Opponents	13	105.70	206-406-22	50.7	2591	15	78	199.3

## RECEIVING

	G	No.	Yds	Avg	TD	Long	Avg/G
Jarrett Boykin	13	48	763	15.9	6	69	58.7
Danny Coale	13	32	640	20.0	3	59	49.2
Dyrell Roberts	9	21	303	14.4	2	43	33.7
Andre Smith	13	19	187	9.8	5	21	14.4
Marcus Davis	13	18	228	12.7	2	46	17.5
David Wilson	12	13	207	15.9	3	65	17.2
Ryan Williams	9	10	109	10.9	1	29	12.1
Darren Evans	13	9	100	11.1	0	30	7.7
Kenny Younger	13	4	21	5.2	0	10	1.6
D.J. Coles	8	3	27	9.0	0	14	3.4
Xavier Boyce	8	2	10	5.0	0	6	1.2
Austin Fuller	10	1	11	11.0	0	11	1.1
Randall Dunn	7	1	9	9.0	0	9	1.3
Josh Oglesby	12	1	7	7.0	0	7	0.6
Prince Parker	4	1	4	4.0	0	4	1.0
Logan Thomas	7	1	2	2.0	1	2	0.3
Total	13	184	2628	14.3	23	69	202.2
Opponents	13	206	2591	12.6	15	78	199.3

## INTERCEPTIONS

	No.	Yds	Avg	TD	Long
Jayron Hosley	8	110	13.8	0	42
Davon Morgan	5	119	23.8	0	28
Rashad Carmichael	4	87	21.8	1	68
J. Gouveia-Winslow	2	24	12.0	1	24
Eddie Whitley	2	19	9.5	0	19
Tariq Edwards	1	5	5.0	0	5
Total	22	364	16.5	2	68
Opponents	4	67	16.8	0	39

## PUNT RETURNS

	No.	Yds	Avg	TD	Long
Jayron Hosley	19	239	12.6	1	80
Danny Coale	2	22	11.0	0	11
Total	21	261	12.4	1	80
Opponents	21	89	4.2	0	25

## RECORD AND RESULTS

	OVERALL	HOME	AWAY	NEUTRAL
ALL GAMES	11-2	6-1	4-0	1-1
CONFERENCE	8-0	4-0	4-0	0-0
NON-CONFERENCE	3-2	2-1	0-0	1-1

Date	Opponent	Score	Attend
Sep 06, 2010	vs #3 Boise State	L 30-33	86587
Sep 11, 2010	JAMES MADISON	L 16-21	66233
Sep 18, 2010	EAST CAROLINA	W 49-27	66233
* Sep 25, 2010	at Boston College	W 19-0	42317
* Oct 02, 2010	at #23 NC State	W 41-30	58083
Oct 09, 2010	CENTRAL MICHIGAN	W 45-21	66233
* Oct 16, 2010	WAKE FOREST	W 52-21	66233
* Oct 23, 2010	DUKE	W 44-7	66233
* Nov 04, 2010	GEORGIA TECH	W 28-21	66233
* Nov 13, 2010	at North Carolina	W 26-10	60000
* Nov 20, 2010	at #24 Miami (Fla.)	W 31-17	40101
* Nov 27, 2010	VIRGINIA	W 37-7	66233
† Dec 04, 2010	vs #20 Florida State	W 44-33	72379

\* ACC Game † ACC championship game

SCORE BY QUARTERS	1st	2nd	3rd	4th	Total
Virginia Tech	83	143	132	104	462
Opponents	93	47	54	54	248

## KICK RETURNS

	No.	Yds	Avg	TD	Long
David Wilson	20	530	26.5	2	92
Dyrell Roberts	16	310	19.4	0	29
Jayron Hosley	6	155	25.8	0	50
Rashad Carmichael	1	22	22.0	0	22
Total	43	1017	23.7	2	92
Opponents	57	1394	24.5	0	42

## FUMBLE RETURNS

	No.	Yds	Avg	TD	Long
Total	0	0	0.0	0	0
Opponents	0	0	0.0	0	0

SCORING	TD	FGs	PATs					DXP	Saf	Points
			Kick	Rush	Rcv	Pass				
Chris Hazley	0	20-21	52-55	0-0	0	0-0	0	0	112	
Darren Evans	11	0-0	0-0	0-0	0	0-0	0	0	66	
Ryan Williams	10	0-0	0-0	0-0	0	0-0	0	0	60	
David Wilson	10	0-0	0-0	0-0	0	0-0	0	0	60	
Jarrett Boykin	6	0-0	0-0	0-0	0	0-0	0	0	36	
Andre Smith	5	0-0	0-0	0-0	0	0-0	0	0	30	
Tyrod Taylor	5	0-0	0-0	0-0	0	1-3	0	0	30	
Danny Coale	3	0-0	0-0	0-0	1	0-0	0	0	20	
Marcus Davis	2	0-0	0-0	0-0	0	0-0	0	0	12	
Dyrell Roberts	2	0-0	0-0	0-0	0	0-0	0	0	12	
J. Gouveia-Winslow	1	0-0	0-0	0-0	0	0-0	0	0	6	
Logan Thomas	1	0-0	0-0	0-0	0	0-0	0	0	6	
Jayron Hosley	1	0-0	0-0	0-0	0	0-0	0	0	6	
Rashad Carmichael	1	0-0	0-0	0-0	0	0-0	0	0	6	
Total	58	20-21	52-55	0-0	1	1-3	0	0	462	
Opponents	31	10-16	30-31	0-0	0	0-0	1	0	248	

TOTAL OFFENSE	G	Plays	Rush	Pass	Total	Avg/G
Tyrod Taylor	13	414	637	2521	3158	242.9
Darren Evans	13	139	817	0	817	62.8
David Wilson	12	111	616	0	616	51.3
Ryan Williams	9	106	473	0	473	52.6
Logan Thomas	7	32	22	107	129	18.4
Tony Gregory	10	23	102	0	102	10.2
Josh Oglesby	12	6	49	0	49	4.1
Dyrell Roberts	9	3	16	0	16	1.8
Marcus Davis	13	1	12	0	12	0.9
Danny Coale	13	1	-3	0	-3	-0.2
Team	11	10	-25	0	-25	-2.3
Total	13	846	2716	2628	5344	411.1
Opponents	13	840	1936	2591	4527	348.2

FIELD GOALS	FGM-FGA	Pct	01-19	20-29	30-39	40-49	50+	Lg	Blk
Chris Hazley	20-21	95.2	0-0	6-6	7-8	6-6	1-1	52	0

SEQUENCE	Virginia Tech	OPPONENTS
Boise State	34,(34)	(44),(47),30
James Madison	(30),(41),(28)	-
East Carolina	-	(26),(41)
Boston College	(29),(45),(29),(32)	47
NC State	-	(37),(32),(42)
Central Michigan	(30)	32,47
Wake Forest	(33)	-
Duke	(37),(44),(22)	-
Georgia Tech	-	-
North Carolina	(52),(38),(26),(23)	(20)
Miami (Fla.)	(49)	(34),47
Virginia	(40)	46
Florida State	(43)	(32)

Numbers in (parentheses) indicate field goal was made.

PUNTING	No.	Yds	Avg	Long	TB	FC	I20	Blkd
Brian Saunders	52	2291	44.1	66	9	10	15	0
Team	1	0	0.0	0	0	0	0	1
Total	53	2291	43.2	66	9	10	15	1
Opponents	66	2695	40.8	62	2	22	19	0

KICKOFFS	No.	Yds	Avg	TB	OB	Retn	Net	YdLn
Justin Myer	91	6133	67.4	30	4			
Total	91	6133	67.4	30	4	1394	45.5	24
Opponents	52	3402	65.4	7	2	1017	43.2	26

ALL PURPOSE	G	Rush	Rec	PR	KOR	IR	Tot	Avg/G
David Wilson	12	616	207	0	530	0	1353	112.8
Darren Evans	13	817	100	0	0	0	917	70.5
Jarrett Boykin	13	0	763	0	0	0	763	58.7
Danny Coale	13	-3	640	22	0	0	659	50.7
Tyrod Taylor	13	637	0	0	0	0	637	49.0
Dyrell Roberts	9	16	303	0	310	0	629	69.9
Ryan Williams	9	473	109	0	0	0	582	64.7
Jayron Hosley	12	0	0	239	155	110	504	42.0
Marcus Davis	13	12	228	0	0	0	240	18.5
Andre Smith	13	0	187	0	0	0	187	14.4
Davon Morgan	13	0	0	0	0	119	119	9.2
Rashad Carmichael	12	0	0	0	22	87	109	9.1
Tony Gregory	10	102	0	0	0	0	102	10.2
Josh Oglesby	12	49	7	0	0	0	56	4.7
D.J. Coles	8	0	27	0	0	0	27	3.4
Logan Thomas	7	22	2	0	0	0	24	3.4

## DEFENSIVE LEADERS

GP	Tackles					No-Yards	Pass Def				Fumbles		Blkd	
	Solo	Ast	Total	TFL/Yds			Int-Yds	BU	PD	Rcv-Yds	FF	Kick	Saf	
Bruce Taylor	13	37	47	84	15.5-60	6.0-40	.	4	12	.	.	.	.	
Davon Morgan	13	47	29	76	1.0-4	.	5-119	4	.	1-0	.	1	.	
Eddie Whitley	12	49	24	73	4.0-8	.	2-19	6	3	.	2	.	.	
Lyndell Gibson	13	34	32	66	6.0-24	2.0-19	.	1	10	1-0	1	.	.	
Steven Friday	13	36	28	64	15.0-85	8.5-59	.	1	20	.	2	.	.	
Antone Exum	13	28	17	45	1.5-3	.	.	9	1	.	1	.	.	
Antoine Hopkins	13	17	26	43	6.0-25	2.0-17	.	1	7	.	.	.	.	
J. Gouveia-Winslow	13	21	18	39	1.0-4	.	2-24	1	3	1-0	1	.	.	
Jayron Hosley	12	32	5	37	1.0-2	.	8-110	7	.	.	.	.	.	
John Graves	13	12	23	35	4.0-13	0.5-4	.	1	16	.	.	.	.	
Rashad Carmichael	12	27	8	35	1.5-3	.	4-87	7	.	.	.	.	.	
Kyle Fuller	13	22	10	32	4.0-8	.	.	6	.	.	1	.	.	
Chris Drager	11	18	13	31	4.5-11	2.0-8	.	4	20	1-0	2	.	.	
J.R. Collins	12	12	12	24	6.5-26	5.0-24	.	.	5	1-0	.	.	.	
Tariq Edwards	13	11	10	21	.	.	1-5	.	2	1-0	1	.	.	
Jack Tyler	13	10	10	20	5.0-8	.	.	1	.	.	.	.	.	
Alonzo Tweedy	13	9	6	15	.	.	.	.	.	1-0	.	.	.	
James Gayle	13	10	3	13	6.5-23	4.0-18	.	.	12	.	1	.	.	
Martin Scales	13	9	3	12	.	.	.	.	.	.	.	.	.	
Wiley Brown	13	6	5	11	.	.	.	.	.	.	.	.	.	
James Hopper	11	5	5	10	.	.	.	1	.	.	.	.	.	
Derrick Hopkins	12	6	3	9	1.5-7	1.5-7	.	.	2	1-0	.	.	.	
Justin Myer	13	6	1	7	.	.	.	.	.	.	.	.	.	
Cris Hill	10	4	1	5	.	.	.	2	.	.	.	.	.	
Dwight Tucker	10	.	4	4	1.0-5	1.0-5	.	.	3	.	.	.	.	
Zach Lockett	13	1	3	4	.	.	.	.	.	.	.	.	.	
Jacob Sykes	11	2	1	3	.	.	.	1	.	.	.	.	.	
Tyrel Wilson	13	2	1	3	.	.	.	.	.	.	.	.	.	
Tony Gregory	10	.	2	2	.	.	.	.	.	.	.	.	.	
Kenny Younger	13	1	.	1	.	.	.	.	.	.	.	.	.	
Kwamaine Battle	2	.	1	1	.	.	.	.	.	.	.	.	.	
Andrew Lanier	13	.	1	1	.	.	.	.	.	.	.	.	.	
Rob Stanton	8	.	1	1	.	.	.	.	.	.	.	.	.	
Ron Cooper	2	1	.	1	.	.	.	.	.	.	.	.	.	
Blake DeChristopher	13	.	1	1	.	.	.	.	.	.	.	.	.	
Josh Eadie	10	.	1	1	0.5-4	0.5-4	.	.	.	.	.	.	.	
Jarrett Boykin	13	1	.	1	.	.	.	.	.	.	.	.	.	
Collin Carroll	13	.	1	1	.	.	.	.	.	.	.	.	.	
Scott Demler	1	.	.	.	.	.	.	1	.	.	.	.	.	
Andre Smith	13	.	.	.	.	.	.	.	.	.	1	.	.	
Team	11	.	.	.	.	.	.	.	.	1-0	.	.	.	
Total	13	476	356	832	86-323	33-205	22-364	58	116	8-0	12	2	.	
Opponents	13	434	498	932	79.0-284	26-142	4-67	32	16	8-0	14	3	.	

ALL PURPOSE	G	Rush	Rec	PR	KOR	IR	Tot	Avg/G
J. Gouveia-Winslow	13	0	0	0	0	24	24	1.8
Kenny Younger	13	0	21	0	0	0	21	1.6
Eddie Whitley	12	0	0	0	0	19	19	1.6
Austin Fuller	10	0	11	0	0	0	11	1.1
Xavier Boyce	8	0	10	0	0	0	10	1.2
Randall Dunn	7	0	9	0	0	0	9	1.3
Tariq Edwards	13	0	0	0	0	5	5	0.4
Prince Parker	4	0	4	0	0	0	4	1.0
Team	11	-25	0	0	0	0	-25	-2.3
Total	13	2716	2628	261	1017	364	6986	537.4
Opponents	13	1936	2591	89	1394	67	6077	467.5





# 2010 ACC STATISTICS

RUSHING	Team	Cl	G	Att	Yds	Avg	TD	Long	Yds/G
Montel Harris	BC	JR	11	269	1243	4.6	8	72	113.0
Anthony Allen	GT	SR	12	217	1225	5.6	6	48	102.1
Joshua Nesbitt	GT	SR	9	166	737	4.4	10	71	81.9
Johnny White	NC	SR	9	130	720	5.5	7	76	80.0
Damien Berry	UM	SR	11	181	865	4.8	5	42	78.6
Andre Ellington	CU	SO	9	118	686	5.8	10	71	76.2
Keith Payne	VA	SR	11	160	749	4.7	14	49	68.1
Josh Harris	WF	FR	11	126	720	5.7	7	87	65.5
Lamar Miller	UM	FR	10	103	633	6.1	6	47	63.3
<b>Darren Evans</b>	<b>VT</b>	<b>JR</b>	<b>13</b>	<b>139</b>	<b>817</b>	<b>5.9</b>	<b>11</b>	<b>54</b>	<b>62.8</b>

INTERCEPTIONS	Team	Cl	G	Int	Yds	TD	Long	Int/G
Jayron Hosley	VT	SO	12	8	110	0	42	0.67
Chase Minnifield	VA	JR	12	6	80	0	65	0.50
Da'Norris Searcy	NC	SR	9	4	53	1	46	0.44
Donnie Fletcher	BC	JR	12	5	49	0	19	0.42
<b>Davon Morgan</b>	<b>VT</b>	<b>SR</b>	<b>13</b>	<b>5</b>	<b>119</b>	<b>0</b>	<b>28</b>	<b>0.38</b>
Rashad Carmichael	VT	SR	12	4	87	1	68	0.33
Jim Noel	BC	SO	12	4	79	1	43	0.33
DeAndre McDaniel	CU	SR	12	4	33	0	33	0.33
Mark Herzlich	BC	SR	12	4	17	0	12	0.33
Adrian Moten	MD	SR	12	4	0	0	0	0.33

PASS EFFICIENCY	Team	Cl	G	Att	Cmp	Int	Pct.	Yds	TD	Eff.
Tyrod Taylor	VT	SR	13	284	172	4	60.6	2521	23	159.0
T.J. Yates	NC	SR	12	383	259	8	67.6	3184	18	148.8
Christian Ponder	FS	SR	11	293	182	8	62.1	2038	20	137.6
Danny O'Brien	MD	FR	12	315	179	6	56.8	2257	21	135.2
Russell Wilson	ST	JR	12	482	280	14	58.1	3288	26	127.4
Marc Verica	VA	SR	12	396	233	14	58.8	2799	14	122.8
Sean Renfree	DU	SO	12	464	285	17	61.4	3131	14	120.7
Jacory Harris	UM	JR	9	263	144	12	54.8	1756	14	119.3
Kyle Parker	CU	SO	12	324	185	10	57.1	2079	12	117.0
Tanner Price	WF	FR	11	241	137	8	56.8	1349	7	106.8

PUNT RETURN AVG	Team	Cl	G	Ret	Yds	TD	Long	Avg
Tony Logan	MD	JR	12	30	563	2	85	18.8
Jayron Hosley	VT	SO	12	19	239	1	80	12.6
Marcus Gilchrist	CU	SR	12	23	233	0	37	10.1
Greg Reid	FS	SO	13	29	261	1	74	9.0
Lee Butler	DU	JR	12	21	181	0	33	8.6

KICK RETURN AVG	Team	Cl	G	Ret	Yds	TD	Long	Avg
David Wilson	VT	SO	12	20	530	2	92	26.5
Marcus Gilchrist	CU	SR	12	22	557	0	76	25.3
Raynard Horne	VA	SR	11	23	573	1	87	24.9
Michael Campanaro	WF	FR	12	28	679	0	53	24.2
Greg Reid	FS	SO	13	30	724	0	55	24.1
Josh Snead	DU	FR	10	22	483	0	36	22.0
Juwan Thompson	DU	FR	11	15	326	0	33	21.7
B.J. Bostic	GT	FR	12	27	565	0	35	20.9

PUNTING	Team	Cl	G	Punt	Yds	Long	Avg
Matt Boshier	UM	SR	12	55	2434	62	44.3
<b>Brian Saunders</b>	<b>VT</b>	<b>SR</b>	<b>13</b>	<b>52</b>	<b>2291</b>	<b>66</b>	<b>44.1</b>
Shawn Powell	FS	JR	13	47	2061	66	43.9
Dawson Zimmerman	CU	JR	12	56	2388	79	42.6
Jimmy Howell	VA	JR	12	49	2066	58	42.2
Travis Baltz	MD	SR	12	64	2686	62	42.0
Ryan Quigley	BC	JR	12	70	2924	71	41.8

SCORING	Team	Cl	G	TD	XPT	FG	2XP	Pts	Pts/G
Keith Payne	VA	SR	11	16	0	0	0	96	8.7
<b>Chris Hazley</b>	<b>VT</b>	<b>SR</b>	<b>13</b>	<b>0</b>	<b>52</b>	<b>20</b>	<b>0</b>	<b>112</b>	<b>8.6</b>
Josh Czajkowski	ST	SR	11	0	40	17	0	91	8.3
Dustin Hopkins	FS	SO	13	0	51	18	0	105	8.1
Andre Ellington	CU	SO	9	12	0	0	0	72	8.0
Will Snyderwine	DU	JR	12	0	32	21	0	95	7.9
Travis Baltz	MD	SR	12	0	47	13	0	86	7.2
Casey Barth	NC	JR	12	0	35	16	0	83	6.9
Nate Freese	BC	FR	12	0	23	20	0	83	6.9
Joshua Nesbitt	GT	SR	9	10	0	0	2	62	6.9

TACKLES (All positions)	Player	Team	Cl	G	Pos	Solo	Ast	Total	Avg/G	Sack
Luke Kuechly	BC	SO	12	102		69	171	14.2	1.5	
Abraham Kromah	DU	SR	12	47	LB	82	129	10.8	1.0	
Colin McCarthy	UM	SR	11	46	LB	60	106	9.6	2.0	
Alex Wujciak	MD	SR	12	42	LB	70	112	9.3	0.0	
Sean Spence	UM	JR	12	55	LB	45	100	8.3	2.5	
Kenny Tate	MD	JR	12	55	DB	39	94	7.8	3.5	
Matt Daniels	DU	JR	12	46		47	93	7.8	0.0	
Earl Wolff	ST	SO	12	51		41	92	7.7	2.0	
Nate Irving	ST	SR	12	42		46	88	7.3	6.0	
Kevin Pierre-Louis	BC	FR	12	55		31	86	7.2	0.0	
Nigel Bradham	FS	JR	13	52	LB	40	92	7.1	5.0	
Kendall Smith	FS	SR	13	53	LB	38	91	7.0	0.0	
Kelby Brown	DU	FR	9	20	LB	43	63	7.0	1.5	
Audie Cole	ST	JR	12	45		36	81	6.8	5.0	
Brad Jefferson	GT	SR	12	46	LB	32	78	6.5	4.0	
<b>Bruce Taylor</b>	<b>VT</b>	<b>SO</b>	<b>13</b>	<b>47</b>	<b>LB</b>	<b>37</b>	<b>84</b>	<b>6.5</b>	<b>6.0</b>	
Hunter Haynes	WF	SR	12	35	LB	42	77	6.4	2.5	
Julian Burnett	GT	SO	12	33	LB	43	76	6.3	0.0	
Demetrius Hartsfield	MD	SO	12	29	LB	45	74	6.2	0.5	
<b>Eddie Whitley</b>	<b>VT</b>	<b>JR</b>	<b>12</b>	<b>49</b>		<b>24</b>	<b>73</b>	<b>6.1</b>	<b>0.0</b>	
Nick Moody	FS	SO	12	40		32	72	6.0	0.5	
Adrian Moten	MD	SR	12	31	LB	41	72	6.0	2.5	
Ray-Ray Armstrong	UM	SO	12	42	DB	29	71	5.9	0.0	
Cyhl Quarles	WF	JR	12	45		26	71	5.9	0.0	
<b>Davon Morgan</b>	<b>VT</b>	<b>SR</b>	<b>13</b>	<b>47</b>		<b>29</b>	<b>76</b>	<b>5.8</b>	<b>0.0</b>	
Terrell Manning	ST	SO	12	40		30	70	5.8	4.5	
Zach Brown	NC	JR	12	44	LB	24	68	5.7	0.0	
Mario Edwards	GT	SR	12	38	DB	30	68	5.7	0.0	
Antwine Perez	MD	SR	12	40	DB	26	66	5.5	1.0	
Kevin Reddick	NC	SO	12	42	LB	24	66	5.5	1.0	
LaRoy Reynolds	VA	SO	12	24		42	66	5.5	1.0	
Corico Hawkins	CU	SO	12	28		38	66	5.5	3.0	
Alex Frye	WF	SR	10	38		17	55	5.5	0.0	
Kyle Wilber	WF	JR	12	33	DE	32	65	5.4	6.0	
Rodney McLeod	VA	JR	10	25		29	54	5.4	0.0	
Cameron Chism	MD	JR	12	38	DB	26	64	5.3	1.0	
DeAndre McDaniel	CU	SR	12	35		29	64	5.3	0.0	

PASSES DEFENDED	Team	Cl	G	Brup	Int	Total	Avg/G
Jayron Hosley	VT	SO	12	7	8	15	1.25
Xavier Rhodes	FS	FR	13	12	3	15	1.15
Greg Reid	FS	SO	13	10	3	13	1.00
<b>Rashad Carmichael</b>	<b>VT</b>	<b>SR</b>	<b>12</b>	<b>7</b>	<b>4</b>	<b>11</b>	<b>0.92</b>
Antwine Perez	MD	SR	12	8	3	11	0.92
Ryan Hill	UM	SR	12	8	3	11	0.92
Da'Norris Searcy	NC	SR	9	4	4	8	0.89
Ross Cockrell	DU	FR	12	7	3	10	0.83
Adrian Moten	MD	SR	12	6	4	10	0.83
Chase Minnifield	VA	JR	12	4	6	10	0.83

# ACC SEASON TEAM RANKINGS

SCORING OFFENSE	G	TD	XP	2XP	DXP	FG	Saf	Pts	Avg
<b>Virginia Tech</b>	<b>13</b>	<b>58</b>	<b>52</b>	<b>1</b>	<b>0</b>	<b>20</b>	<b>0</b>	<b>462</b>	<b>35.5</b>
NC State	12	48	47	0	0	18	1	391	32.6
Florida State	13	51	51	0	1	18	0	413	31.8
Maryland	12	47	47	0	0	13	0	368	30.7
Georgia Tech	12	41	36	2	0	15	0	331	27.6
Miami	12	42	35	1	0	12	0	325	27.1
Virginia	12	39	37	0	0	11	0	304	25.3
Duke	12	34	32	1	0	21	1	303	25.2
North Carolina	12	36	35	0	0	16	0	299	24.9
Clemson	12	36	34	0	0	12	0	286	23.8
Wake Forest	12	34	31	0	1	12	0	273	22.8
Boston College	12	24	23	0	0	20	0	227	18.9

RUSHING OFFENSE	G	Att	Yds	Avg	TD	Yds/G
<b>Georgia Tech</b>	<b>12</b>	<b>696</b>	<b>3924</b>	<b>5.6</b>	<b>30</b>	<b>327.0</b>
<b>Virginia Tech</b>	<b>13</b>	<b>536</b>	<b>2716</b>	<b>5.1</b>	<b>30</b>	<b>208.9</b>
Miami	12	469	2285	4.9	19	190.4
Florida State	13	456	2182	4.8	26	167.8
Wake Forest	12	460	1902	4.1	23	158.5
Clemson	12	430	1757	4.1	18	146.4
Virginia	12	419	1672	4.0	17	139.3
Boston College	12	439	1599	3.6	9	133.2
NC State	12	425	1500	3.5	17	125.0
Maryland	12	395	1499	3.8	15	124.9
North Carolina	12	411	1483	3.6	16	123.6
Duke	12	383	1320	3.4	19	110.0

SCORING DEFENSE	G	TD	XP	2XP	DXP	FG	Saf	Pts	Avg
<b>Clemson</b>	<b>12</b>	<b>23</b>	<b>21</b>	<b>0</b>	<b>0</b>	<b>18</b>	<b>0</b>	<b>213</b>	<b>17.8</b>
<b>Virginia Tech</b>	<b>13</b>	<b>31</b>	<b>30</b>	<b>0</b>	<b>1</b>	<b>10</b>	<b>0</b>	<b>248</b>	<b>19.1</b>
Boston College	12	24	24	0	0	22	0	234	19.5
Miami	12	27	26	0	0	16	0	236	19.7
Florida State	13	29	27	0	0	19	0	258	19.8
Maryland	12	32	29	1	0	15	0	268	22.3
NC State	12	35	28	1	0	10	0	270	22.5
North Carolina	12	31	27	1	0	18	3	275	22.9
Georgia Tech	12	41	41	0	0	9	0	314	26.2
Virginia	12	43	37	1	0	14	0	339	28.2
Duke	12	56	50	3	0	11	0	425	35.4
Wake Forest	12	55	50	1	0	16	0	430	35.8

RUSHING DEFENSE	G	Rushes	Yards	Avg.	TD	Yds/G
<b>Boston College</b>	<b>12</b>	<b>362</b>	<b>962</b>	<b>2.7</b>	<b>7</b>	<b>80.2</b>
NC State	12	408	1356	3.3	12	113.0
Florida State	13	497	1663	3.3	11	127.9
Clemson	12	447	1580	3.5	6	131.7
Maryland	12	459	1586	3.5	14	132.2
North Carolina	12	411	1606	3.9	10	133.8
<b>Virginia Tech</b>	<b>13</b>	<b>434</b>	<b>1936</b>	<b>4.5</b>	<b>16</b>	<b>148.9</b>
Georgia Tech	12	440	2036	4.6	24	169.7
Miami	12	499	2050	4.1	19	170.8
Wake Forest	12	491	2310	4.7	24	192.5
Virginia	12	480	2444	5.1	28	203.7
Duke	12	519	2499	4.8	26	208.2

TOTAL OFFENSE	G	Rush	Pass	Plays	Yards	Avg/P	TD	Yds/G
<b>Virginia Tech</b>	<b>13</b>	<b>2716</b>	<b>2628</b>	<b>846</b>	<b>5344</b>	<b>6.3</b>	<b>53</b>	<b>411.1</b>
Miami	12	2285	2786	872	5071	5.8	38	422.6
Georgia Tech	12	3924	1050	850	4974	5.9	39	414.5
NC State	12	1500	3380	925	4880	5.3	43	406.7
Virginia	12	1672	3186	862	4858	5.6	37	404.8
North Carolina	12	1483	3198	796	4681	5.9	34	390.1
Florida State	13	2182	2848	831	5030	6.1	49	386.9
Duke	12	1320	3256	872	4576	5.2	33	381.3
Maryland	12	1499	2610	762	4109	5.4	41	342.4
Clemson	12	1757	2297	798	4054	5.1	33	337.8
Boston College	12	1599	2104	756	3703	4.9	22	308.6
Wake Forest	12	1902	1726	762	3628	4.8	32	302.3

TOTAL DEFENSE	G	Rush	Pass	Plys	Yards	Avg	TD	Yds/G
<b>Virginia Tech</b>	<b>13</b>	<b>1936</b>	<b>2591</b>	<b>840</b>	<b>4527</b>	<b>5.4</b>	<b>31</b>	<b>348.2</b>
Boston College	12	962	2758	839	3720	4.4	20	310.0
Miami	12	2050	1756	797	3806	4.8	26	317.2
Clemson	12	1580	2305	801	3885	4.9	22	323.8
North Carolina	12	1606	2456	797	4062	5.1	29	338.5
NC State	12	1356	2730	775	4086	5.3	32	340.5
Florida State	13	1663	2875	938	4538	4.8	27	349.1
Maryland	12	1586	2651	896	4237	4.7	29	353.1
Georgia Tech	12	2036	2508	782	4544	5.8	38	378.7
Virginia	12	2444	2309	784	4753	6.1	42	396.1
Wake Forest	12	2310	2858	884	5168	5.8	53	430.7
Duke	12	2499	2902	848	5401	6.4	51	450.1

PUNT RETURN AVG	G	Ret	Yds	TD	Avg
<b>Virginia Tech</b>	<b>13</b>	<b>21</b>	<b>261</b>	<b>1</b>	<b>12.4</b>
Maryland	12	32	579	2	18.1
Clemson	12	30	331	0	11.0
Wake Forest	12	14	133	0	9.5
NC State	12	22	205	3	9.3
North Carolina	12	13	120	0	9.2
Florida State	13	30	265	1	8.8
Duke	12	23	188	0	8.2
Georgia Tech	12	21	142	0	6.8
Virginia	12	20	133	0	6.7
Miami	12	32	154	1	4.8
Boston College	12	22	102	0	4.6

PUNTING	G	No.	Yards	Avg/P	PR	Avg	TBq	Net/P
<b>Virginia Tech</b>	<b>13</b>	<b>53</b>	<b>2291</b>	<b>43.2</b>	<b>89</b>	<b>1.7</b>	<b>9</b>	<b>38.2</b>
Miami	12	55	2434	44.3	186	3.4	6	38.7
Clemson	12	58	2466	42.5	92	1.6	7	38.5
Boston College	12	71	2924	41.2	90	1.3	5	38.5
Florida State	13	47	2061	43.9	140	3.0	6	38.3
Virginia	12	50	2098	42.0	160	3.2	3	37.6
Maryland	12	64	2686	42.0	284	4.4	5	36.0
NC State	12	56	2108	37.6	159	2.8	3	33.7
Duke	12	57	2326	40.8	288	5.1	6	33.6
Georgia Tech	12	38	1429	37.6	139	3.7	2	32.9
Wake Forest	12	75	2712	36.2	266	3.5	4	31.5
North Carolina	12	49	1864	38.0	319	6.5	1	31.1

PASS EFFICIENCY	G	Att	Cmp	Pct	Int	Yds	TD	Effic
<b>Virginia Tech</b>	<b>13</b>	<b>310</b>	<b>184</b>	<b>59.4</b>	<b>4</b>	<b>2628</b>	<b>23</b>	<b>152.5</b>
North Carolina	12	385	260	67.5	8	3198	18	148.6
Florida State	13	375	237	63.2	12	2848	23	140.8
Maryland	12	367	206	56.1	8	2610	26	134.9
Virginia	12	443	262	59.1	17	3186	20	126.8
NC State	12	500	291	58.2	14	3380	26	126.5
Duke	12	489	295	60.3	19	3256	14	117.9
Clemson	12	368	206	56.0	12	2297	15	115.3
Miami	12	403	214	53.1	23	2786	19	115.3
Boston College	12	317	166	52.4	17	2104	13	110.9
Georgia Tech	12	154	59	38.3	6	1050	9	107.1
Wake Forest	12	302	166	55.0	10	1726	9	106.2

PASS DEF EFFICIENCY	G	Att	Cmp	Int	Pct.	Yds	TD	Effic
<b>Virginia Tech</b>	<b>13</b>	<b>406</b>	<b>206</b>	<b>22</b>	<b>50.7</b>	<b>2591</b>	<b>15</b>	<b>105.7</b>
Miami	12	298	147	16	49.3	1756	7	95.8
Maryland	12	437	231	17	52.9	2651	15	107.4
Boston College	12	477	304	19	63.7	2758	13	113.3
Clemson	12	354	185	14	52.3	2305	16	114.0
Florida State	13	441	257	12	58.3	2875	16	119.6
North Carolina	12	386	232	16	60.1	2456	19	121.5
Virginia	12	304	172	11	56.6	2309	14	128.3
Georgia Tech	12	342	210	8	61.4	2508	14	131.8
NC State	12	367	224	8	61.0	2730	20	137.1
Wake Forest	12	393	241	11	61.3	2858	29	141.2
Duke	12	329	180	8	54.7	2902	25	149.0

KICKOFF RETURNS	G	Ret	Yds	TD	Avg
<b>Virginia Tech</b>	<b>13</b>	<b>43</b>	<b>1017</b>	<b>2</b>	<b>23.7</b>
Clemson	12	40	936	1	23.4
Virginia	12	51	1107	2	21.7
Duke	12	68	1419	0	20.9
Georgia Tech	12	50	1033	0	20.7
Wake Forest	12	69	1420	0	20.6
Florida State	13	54	1107	0	20.5
North Carolina	12	41	831	0	20.3
Miami	12	37	721	1	19.5
NC State	12	43	802	0	18.7
Maryland	12	45	813	0	18.1
Boston College	12	49	862	0	17.6

FIELD GOALS	G	Made	Att	Pct
<b>Virginia Tech&lt;/</b>				



# 2010 SUPERLATIVES

## TECH INDIVIDUAL GAME HIGHS

Rushes	20	Ryan Williams vs Boise State (Sep 06, 2010) Ryan Williams vs James Madison (Sep 11, 2010)
Yards Rushing	160	Darren Evans at NC State (Oct 02, 2010)
TD Rushes	3	Darren Evans vs Wake Forest (Oct 16, 2010)
Long Rush	84	Ryan Williams at Miami (Fla.) (Nov 20, 2010)
Pass attempts	28	Tyrod Taylor at North Carolina (Nov 13, 2010) Tyrod Taylor vs Florida State (Dec 04, 2010)
Pass completions	19	Tyrod Taylor vs Wake Forest (Oct 16, 2010)
Yards Passing	292	Tyrod Taylor vs Wake Forest (Oct 16, 2010)
TD Passes	3	Tyrod Taylor at NC State (Oct 02, 2010) Tyrod Taylor vs Wake Forest (Oct 16, 2010) Tyrod Taylor vs Duke (Oct 23, 2010) Tyrod Taylor vs Florida State (Dec 04, 2010)
Long Pass	69	Tyrod Taylor vs East Carolina (Sep 18, 2010)
Receptions	8	Jarrett Boykin vs Central Michigan (Oct 09, 2010) Jarrett Boykin vs Wake Forest (Oct 16, 2010)
Yards Receiving	143	Danny Coale vs Florida State (Dec 04, 2010)
TD Receptions	2	Andre Smith at NC State (Oct 02, 2010) Marcus Davis at North Carolina (Nov 13, 2010)
Long Reception	69	Jarrett Boykin vs East Carolina (Sep 18, 2010)
Field Goals	4	Chris Hazley at Boston College (Sep 25, 2010) Chris Hazley at North Carolina (Nov 13, 2010)
Long Field Goal	52	Chris Hazley at North Carolina (Nov 13, 2010)
Punts	7	Brian Saunders at NC State (Oct 02, 2010) Brian Saunders vs Central Michigan (Oct 09, 2010)
Punting Avg	49.7	Brian Saunders vs Duke (Oct 23, 2010)
Long Punt	66	Brian Saunders at Boston College (Sep 25, 2010)
Long Punt Return	80	Jayron Hosley vs Central Michigan (Oct 09, 2010)
Long Kickoff Return	92	David Wilson at NC State (Oct 02, 2010)
Tackles	14	Bruce Taylor vs Georgia Tech (Nov 04, 2010)
Tackles For Loss	4.0	Bruce Taylor vs James Madison (Sep 11, 2010)
Interceptions	3	Jayron Hosley at NC State (Oct 02, 2010)
Sacks	2.0	Bruce Taylor at Boston College (Sep 25, 2010) Steven Friday at Boston College (Sep 25, 2010) Bruce Taylor vs Georgia Tech (Nov 04, 2010) James Gayle at North Carolina (Nov 13, 2010) Steven Friday at Miami (Fla.) (Nov 20, 2010)

## OPPONENT INDIVIDUAL GAME HIGHS

Rushes	23	Anthony Allen vs Georgia Tech (Nov 04, 2010)
Yards Rushing	241	Josh Harris vs Wake Forest (Oct 16, 2010)
TD Rushes	3	Ty Jones vs Florida State (Dec 04, 2010)
Long Rush	87	Josh Harris vs Wake Forest (Oct 16, 2010)
Pass attempts	49	Russell Wilson at NC State (Oct 02, 2010)
Pass completions	30	Dominique Davis vs East Carolina (Sep 18, 2010)
Yards Passing	362	Russell Wilson at NC State (Oct 02, 2010)
TD Passes	3	Kellen Moore vs Boise State (Sep 06, 2010) Russell Wilson at NC State (Oct 02, 2010) Ryan Radcliff vs Central Michigan (Oct 09, 2010)
Long Pass	78	Tanner Price vs Wake Forest (Oct 16, 2010)
Receptions	10	Dwayne Harris vs East Carolina (Sep 18, 2010)
Yards Receiving	145	Owen Spencer at NC State (Oct 02, 2010)
TD Receptions	2	Austin Pettis vs Boise State (Sep 06, 2010) Jerry Harris vs Central Michigan (Oct 09, 2010)
Long Reception	78	Chris Givens vs Wake Forest (Oct 16, 2010)
Field Goals	3	Josh Czajkowski at NC State (Oct 02, 2010)
Long Field Goal	47	Kyle Brotzman vs Boise State (Sep 06, 2010)
Punts	9	Brett Hartmann vs Central Michigan (Oct 09, 2010) Alex King vs Duke (Oct 23, 2010)
Punting Avg	45.0	Kyle Brotzman vs Boise State (Sep 06, 2010)
Long Punt	62	Alex King vs Duke (Oct 23, 2010)
Long Punt Return	25	Mitch Burroughs vs Boise State (Sep 06, 2010)
Long Kickoff Return	42	Embry Peebles vs Georgia Tech (Nov 04, 2010) Lamarcus Joyner vs Florida State (Dec 04, 2010)
Tackles	16	Luke Kuechly at Boston College (Sep 25, 2010)
Sacks	2.5	Shea McClellin vs Boise State (Sep 06, 2010)
Tackles For Loss	4.0	Shea McClellin vs Boise State (Sep 06, 2010)
Interceptions	1	Jonathan Williams vs James Madison (Sep 11, 2010) Mark Herzlich at Boston College (Sep 25, 2010) Brandon Bishop at NC State (Oct 02, 2010) Rod Sweeting vs Georgia Tech (Nov 04, 2010)

## TECH TEAM GAME HIGHS

Rushes	54	vs Wake Forest (Oct 16, 2010)
Yards Rushing	317	at NC State (Oct 02, 2010)
Yards Per Rush	8.6	at NC State (Oct 02, 2010)
TD Rushes	4	vs East Carolina (Sep 18, 2010) vs Central Michigan (Oct 09, 2010) vs Wake Forest (Oct 16, 2010) vs Virginia (Nov 27, 2010)
Pass attempts	35	vs Wake Forest (Oct 16, 2010)
Pass completions	22	vs Wake Forest (Oct 16, 2010)
Yards Passing	332	vs Duke (Oct 23, 2010)
Yards Per Pass	12.4	vs East Carolina (Sep 18, 2010)
TD Passes	3	at NC State (Oct 02, 2010) vs Wake Forest (Oct 16, 2010) vs Duke (Oct 23, 2010) vs Florida State (Dec 04, 2010)
Total Plays	89	vs Wake Forest (Oct 16, 2010)
Total Offense	605	vs Wake Forest (Oct 16, 2010)
Yards Per Play	7.9	vs East Carolina (Sep 18, 2010)
Points	52	vs Wake Forest (Oct 16, 2010)
Sacks By	6	at Boston College (Sep 25, 2010)
First Downs	35	vs Wake Forest (Oct 16, 2010)
Penalties	9	at North Carolina (Nov 13, 2010)
Penalty Yards	64	at Boston College (Sep 25, 2010)
Turnovers	3	vs James Madison (Sep 11, 2010)
Interceptions By	4	at North Carolina (Nov 13, 2010)

## OPPONENT TEAM GAME HIGHS

Rushes	51	vs Georgia Tech (Nov 04, 2010)
Yards Rushing	346	vs Georgia Tech (Nov 04, 2010)
Yards Per Rush	10.2	vs Wake Forest (Oct 16, 2010)
TD Rushes	3	vs Georgia Tech (Nov 04, 2010) vs Florida State (Dec 04, 2010)
Pass attempts	49	at NC State (Oct 02, 2010)
Pass completions	30	vs East Carolina (Sep 18, 2010)
Yards Passing	362	at NC State (Oct 02, 2010)
Yards Per Pass	15.1	vs James Madison (Sep 11, 2010)
TD Passes	3	vs Boise State (Sep 06, 2010) at NC State (Oct 02, 2010) vs Central Michigan (Oct 09, 2010)
Total Plays	84	vs Central Michigan (Oct 09, 2010)
Total Offense	507	at NC State (Oct 02, 2010)
Yards Per Play	8.2	vs Wake Forest (Oct 16, 2010)
Points	33	vs Boise State (Sep 06, 2010) vs Florida State (Dec 04, 2010)
Sacks By	5	at Miami (Fla.) (Nov 20, 2010)
First Downs	24	at NC State (Oct 02, 2010)
Penalties	11	vs Boise State (Sep 06, 2010) vs East Carolina (Sep 18, 2010) vs Boise State (Sep 06, 2010)
Penalty Yards	105	vs Boise State (Sep 06, 2010)
Turnovers	6	at North Carolina (Nov 13, 2010) at Miami (Fla.) (Nov 20, 2010)
Interceptions By	1	vs James Madison (Sep 11, 2010) at Boston College (Sep 25, 2010) at NC State (Oct 02, 2010) vs Georgia Tech (Nov 04, 2010)



Jayron Hosley (left) had three interceptions against NC State and Darren Evans (right) had 160 yards rushing against the Wolfpack.

# BOWL SUPERLATIVES

**LONGEST RUN FROM SCRIMMAGE:** 77 yds., tb Maurice Williams vs. NC State, 1986 Peach  
Opponent: 79 yds., tb Steve Hindman, Mississippi, 1968 Liberty (TD)

**LONGEST PASS COMPLETION:** 80 yds., qb Bryan Randall to se Josh Morgan vs. Auburn, 2005 Sugar (TD)  
Opponent: 77 yds., qb Chris Rix to se Javon Walker, Florida State, 2002 Gator (TD)

**LONGEST PUNT RETURN:** 84 yds., Justin Harper vs. Kansas, 2008 Orange (TD)  
Opponent: 59 yds., Peter Warrick, Florida State, 2000 Sugar (TD)

**LONGEST KICKOFF RETURN:** 63 yds., André Kendrick vs. Florida State, 2000 Sugar  
Opponent: 51 yds., Jermaine Chaney, Indiana, 1993 Independence

**LONGEST INTERCEPTION RETURN:** 39 yds., lb James Anderson vs. Louisville, 2006 Gator  
Opponent: 70 yds., mon Robert Bailey, Mississippi, 1968 Liberty (TD)

**LONGEST PUNT:** 62 yds., Gene Fisher vs. Miami, 1966 Liberty  
Opponent: 63 yds., Mark Simon, Air Force, 1984 Independence

**LONGEST FIELD GOAL:** 46 yds., Chris Kinzer vs. NC State, 1986 Peach; **Matt Waldron vs. Tennessee, 2009 Chick-fil-A**  
Opponent: 52 yds., Phil Dawson, Texas, 1995 Sugar

**MOST RUSHING CARRIES:** 28, tb Darren Evans vs. Cincinnati, 2009 Orange  
Opponent: 29, qb Bart Weiss, Air Force, 1984 Independence

**MOST RUSHING YARDS:** 153, tb Kevin Jones vs. California, 2003 Insight; tb Darren Evans vs. Cincinnati, 2009 Orange  
Opponent: 121, tb Steve Hindman, Mississippi, 1968 Liberty

**MOST RUSHING TOUCHDOWNS:** 3, tb Lee Suggs vs. Clemson, 2001 Gator  
Opponent: 3, James Stewart, Tennessee, 1994 Gator

**MOST PASSING ATTEMPTS:** 38, Bryan Randall vs. Auburn, 2005 Sugar  
Opponent: 37, Hunter Cantwell, Louisville, 2006 Gator; Todd Reesing, Kansas, 2008 Orange

**MOST PASSING COMPLETIONS:** 24, Bryan Randall vs. California, 2003 Insight  
Opponent: 27, Aaron Rodgers, California, 2003 Insight

**MOST PASSING YARDS:** 398, Bryan Randall vs. California, 2003 Insight  
Opponent: 394, Aaron Rodgers, California, 2003 Insight

**MOST TOUCHDOWN PASSES THROWN:** 4, Bryan Randall vs. California, 2003 Insight  
Opponent: 4, Chris Weinke, Florida State, 2000 Sugar

**MOST RECEPTIONS:** 8, se Ernest Wilford vs. California, 2003 Insight  
Opponent: 7, wr Rod Gardner, Clemson, 2001 Gator; Dexton Fields, Kansas, 2008 Orange; Mardy Gilyard, Cincinnati, 2009 Orange

**MOST YARDS ON RECEPTIONS:** 158, fl André Davis vs. Florida State, 2002 Gator  
Opponent: 195, se Javon Walker, Florida State, 2002 Gator

**MOST TOUCHDOWNS BY RECEPTIONS:** 2, te Keith Willis vs. California, 2003 Insight; se Josh Morgan vs. Auburn, 2005 Sugar  
Opponent: 2, fl Thomas Lewis, Indiana, 1993 Independence; wr Octavus Barnes, North Carolina, 1998 Gator; wr Peter Warrick, Florida State, 2000 Sugar; wr Ron Dugans, Florida State, 2000 Sugar; se Javon Walker, Florida State, 2002 Gator

**MOST YARDS TOTAL OFFENSE:** 390, qb Bryan Randall vs. California, 2003 Insight  
Opponent: 424, qb Aaron Rodgers, California, 2003 Insight

**MOST POINTS:** 18, tb Lee Suggs vs. Clemson, 2001 Gator  
Opponent: 20, wr Peter Warrick, Florida State, 2000 Sugar

**MOST FIELD GOALS MADE: 3, Matt Waldron vs. Tennessee, 2009 Chick-fil-A**  
Opponent: 3, Xavier Beitia, Florida State, 2002 Gator; John Vaughn, Auburn, 2005 Sugar; Brandon Coutu, Georgia, 2006 Chick-fil-A

**MOST TACKLES:** 15, lb Ashley Lee vs. Miami, 1981 Peach; lb Vince Daniels vs. Air Force, 1984 Independence  
Opponent: 17, lb Pat Teague, NC State, 1986 Peach

**MOST INTERCEPTIONS:** 2, db Floyd Bowles vs. Cincinnati, 1947 Sun; rov Torrian Gray vs. Texas, 1995 Sugar  
Opponent: 2, Tony Taylor, Georgia, 2006 Chick-fil-A

**MOST INTERCEPTION RETURN YARDS:** 39 yds., lb James Anderson vs. Louisville, 2006 Gator  
Opponent: 70, mon Robert Bailey, Mississippi, 1968 Liberty

**MOST KICKOFF RETURN YARDS:** 142, Mike Imoh vs. California, 2003 Insight  
Opponent: 97, Mardy Gilyard, Cincinnati, 2009 Orange

**MOST PUNT RETURN YARDS:** 88, Ike Charlton vs. Florida State, 2000 Sugar  
Opponent: 89, Shawn Summers, Tennessee, 1994 Gator

**BEST PUNTING AVERAGE:** 50.0 yds., Nic Schmitt vs. Louisville, 2006 Gator  
Opponent: 50.0 yds., Kyle Tucker, Kansas, 2008 Orange

**100-YARD RUSHING PERFORMANCES:** Darren Evans (153 yds. vs. Cincinnati, 2009 Orange); Kevin Jones (153 yds. vs. California, 2003 Insight); Ken Oxendine (150 yds. vs. Nebraska, 1996 Orange); Cyrus Lawrence (134 yds., vs. Miami, 1981 Peach); Maurice Williams (129 yds., vs. NC State, 1986 Peach); Ken Edwards (119 yds., vs. Mississippi, 1968 Liberty); **Ryan Williams (117 yds., vs. Tennessee, 2009 Chick-fil-A)**; Branden Ore (116 yds., vs. Kansas, 2008 Orange); Cedric Humes (113 yds., vs. Louisville, 2006 Gator Bowl); Eddie Hunter (113 yds., vs. NC State, 1986 Peach); Dwayne Thomas (102 yds., vs. Tennessee, 1994 Gator)  
Opponent: Steve Hindman (121 yds., Mississippi, 1968 Liberty); Mal Crite (101 yds., NC State, 1986 Peach); Greg Jones (120 yds., Florida State, 2002 Gator)

**BLOCKED PUNTS:** John Maskas (vs. Cincinnati, 1947 Sun); Jimmy Richards (vs. Miami, 1966 Liberty, set up TD); Keion Carpenter (vs. Alabama, 1998 Music City); Corey Moore (vs. Alabama, 1998 Music City, set up TD)  
Opponent: Derrick Taylor (NC State, 1986 Peach, resulted in TD); Quinton Savage (North Carolina, 1998 Gator, resulted in TD); Tommy Polley (Florida State, 2000 Sugar, resulted in TD); Marcello Church (Florida State, 2002 Gator, set up TD)

**MISCELLANEOUS TOUCHDOWNS:** 1, Lawrence Lewis vs. Indiana, 1993 Independence, returned fumble 20 yds.; Antonio Banks vs. Indiana, 1993 Independence, returned blocked field goal 80 yds.; Jim Baron vs. Texas, 1995 Sugar, returned fumble 20 yds.  
Opponent: 1, Brian Bulluck, NC State, 1986 Peach, recovered blocked punt for TD; Jason Peter, Nebraska, 1996 Orange, returned fumble 31 yds.; Dré Bly, North Carolina, 1998 Gator, returned blocked punt 6 yds.; Greg Ellis, North Carolina, 1998 Gator, recovered fumble for TD

## BOWL RESULTS

<b>1981 Peach Bowl</b> Miami (Fla.) 20, Virginia Tech 10	<b>1995 Sugar Bowl</b> Virginia Tech 28, Texas 10	<b>2001 Gator Bowl</b> Virginia Tech 41, Clemson 20	<b>2006 Gator Bowl</b> Virginia Tech 35, Louisville 24
<b>1984 Independence Bowl</b> Air Force 23, Virginia Tech 7	<b>1996 Orange Bowl</b> Nebraska 41, Virginia Tech 21	<b>2002 Gator Bowl</b> Florida State 30, Virginia Tech 17	<b>2006 Chick-fil-A Bowl</b> Georgia 31, Virginia Tech 24
<b>1947 Sun Bowl</b> Cincinnati 18, Virginia Tech 6	<b>1986 Peach Bowl</b> Virginia Tech 25, N. C. State 24	<b>1998 Gator Bowl</b> North Carolina 42, Virginia Tech 3	<b>2002 San Francisco Bowl</b> Virginia Tech 20, Air Force 13
<b>1966 Liberty Bowl</b> Miami (Fla.) 14, Virginia Tech 7	<b>1993 Independence Bowl</b> Virginia Tech 45, Indiana 20	<b>1998 Music City Bowl</b> Virginia Tech 38, Alabama 7	<b>2003 Insight Bowl</b> California 52, Virginia Tech 49
<b>1968 Liberty Bowl</b> Mississippi 34, Virginia Tech 17	<b>1994 Gator Bowl</b> Tennessee 45, Virginia Tech 23	<b>2000 Sugar Bowl</b> Florida State 46, Virginia Tech 29	<b>2005 Sugar Bowl</b> Auburn 16, Virginia Tech 13
			<b>2008 Orange Bowl</b> Kansas 24, Virginia Tech 21
			<b>2009 Orange Bowl</b> Virginia Tech 20, Cincinnati 7
			<b>2009 Chick-fil-A Bowl</b> Virginia Tech 37, Tennessee 14



# TEAM BOWL MARKS

## TECH OFFENSIVE HIGH AND LOW MARKS

	BEST	WORST
FIRST DOWNS	29 vs. NC State, 1986 Peach	7 vs. Miami, 1966 Liberty
Rushing	15 vs. NC State, 1986 Peach	3 vs. Georgia, 2006 Chick-fil-A
Passing	18 vs. California, 2003 Insight	0 vs. Mississippi, 1968 Liberty
RUSHING YARDS	330 vs. Mississippi, 1968 Liberty	34 vs. Cincinnati, 1947 Sun
PASSING YARDS	398 vs. California, 2003 Insight	2 vs. Mississippi, 1968 Liberty
TOTAL OFFENSE	551 vs. California, 2003 Insight	111 vs. Miami, 1966 Liberty
OFFENSIVE PLAYS	90 vs. NC State, 1986 Peach	53 vs. Georgia, 2006 Chick-fil-A
Rushing Att.	60 twice (1968 Liberty, 1986 Peach)	22 vs. Auburn, 2005 Sugar
Passing Att.	38 twice (1994 Gator, 2005 Sugar)	7 vs. Mississippi, 1968 Liberty
PASSES COMPLETED	24 vs. California, 2003 Insight	1 vs. Mississippi, 1968 Liberty
PASSES HAD INTERCEPTED	0 six times (last time 2006 Gator)	3 twice (2006 Chick-fil-A, 2008 Orange)
FUMBLES LOST	0 nine times (last time <b>2009 Chick-fil-A</b> )	3 three times (1968 Liberty, 1998 Gator, 2000 Sugar)
YARDS PENALIZED	17 vs. Cincinnati, 2009 Orange	120 vs. Mississippi, 1968 Liberty
POINTS SCORED	49 vs. California, 2003 Insight	3 vs. North Carolina, 1998 Gator
RUSHING TOUCHDOWNS	5 vs. Clemson, 2001 Gator	0 three times (1996 Orange, 1998 Gator, 2005 Sugar)
PASSING TOUCHDOWNS	4 vs. California, 2003 Insight	0 vs. <b>10</b> teams
POINTS IN A QUARTER	22 vs. Louisville, 2006 Gator (4th quarter)	
POINTS IN A HALF	28 vs. Indiana, 1993 Independence (1st half); vs. Alabama, 1998 Music City (2nd half); vs. California, 2003 Insight (1st half)	0 vs. five teams

## TECH DEFENSIVE HIGH AND LOW MARKS

	BEST	WORST
FIRST DOWNS	9 vs. Georgia, 2006 Chick-fil-A	27 vs. California, 2003 Insight
Rushing	2 vs. Georgia, 2006 Chick-fil-A	15 vs. Nebraska, 1996 Orange
Passing	2 vs. Air Force, 1984 Independence	17 vs. California, 2003 Insight
RUSHING YARDS	<b>5 vs. Tennessee, 2009 Chick-fil-A</b>	369 vs. Cincinnati, 1947 Sun
PASSING YARDS	49 vs. Air Force, 1984 Independence	394 vs. California, 2003 Insight
TOTAL OFFENSE	163 vs. Miami, 1966 Liberty	530 vs. California, 2003 Insight
OFFENSIVE PLAYS	54 vs. Cincinnati, 2009 Orange	79 vs. Clemson, 2001 Gator
Rushing Att.	23 vs. Florida State, 2000 Sugar	55 vs. Air Force, 1984 Independence
Passing Att.	7 vs. Air Force, 1984 Independence	44 vs. Clemson, 2001 Gator
PASSES COMPLETED	4 vs. Air Force, 2002 San Francisco Bowl	27 vs. California, 2003 Insight
PASSES INTERCEPTED	4 vs. Cincinnati, 2009 Orange	0 vs. eight teams
FUMBLES RECOVERED	2 vs. three teams	0 vs. 11 teams
POINTS GIVEN UP	7 two times (last time 2009 Orange)	52 vs. California, 2003 Insight
RUSHING TDS ALLOWED	0 vs. nine teams (last time 2009 Orange)	5 vs. California, 2003 Insight
PASSING TDS ALLOWED	0 vs. four teams	4 vs. Florida State, 2000 Sugar
POINTS GIVEN UP (QUARTER)		21 twice (1994 Gator, 2003 Insight)
POINTS GIVEN UP (HALF)	0 five times (1966 Liberty, 1995 Sugar, 1998 Music City, 2009 Orange, <b>2009 Chick-fil-A</b> )	35 vs. Tennessee, 1994 Gator

**LONGEST TOUCHDOWN DRIVE BY TECH:** 80 yards vs. Miami, 1981 Peach; vs. Tennessee, 1994 Gator; vs. Nebraska, 1996 Orange (twice); vs. Florida State, 2000 Sugar (twice); vs. Clemson, 2001 Gator; vs. California, 2003 Insight (three times); vs. Auburn, 2005 Sugar; **2009 Chick-fil-A**

**LONGEST TOUCHDOWN DRIVE BY AN OPPONENT:** 99 yards by Miami, 1981 Peach



The Hokies held Tennessee to just five yards rushing in the Chick-fil-A Bowl last year.



DeAngelo Hall's 52-yard punt return for a TD in the 2003 Insight Bowl helped Tech to its highest point total in a bowl game.





DAVID  
WILSON

DAVON  
MORGAN

JAYMES  
BROOKS

ANDRE  
SMITH

JOHN  
GRAVES

**SECOND-TEAM ALL-ACC  
& HONORABLE MENTION**

BEAU  
WARREN

BRUCE  
TAYLOR

BRIAN  
SAUNDERS

BLAKE  
DeCHRISTOPHER

STEVEN  
FRIDAY



**THE 2010 SENIORS HAVE TIED THE SCHOOL RECORD WITH 42 WINS AND HAVE CAPTURED THREE ACC CHAMPIONSHIPS.**

